Number of TX :	2	**Chain Port :**	1+2(1)
Test Mode :	802.11n HT20	**Temperature :**	21~25℃
Test Band :	2.4GHz High	**Relative Humidity :**	51~54%
Test Channel :	11	**Test Engineer :**	Mygai Mo

WLAN 802.11n HT20 Channel 11

100kHz PSD reference Level

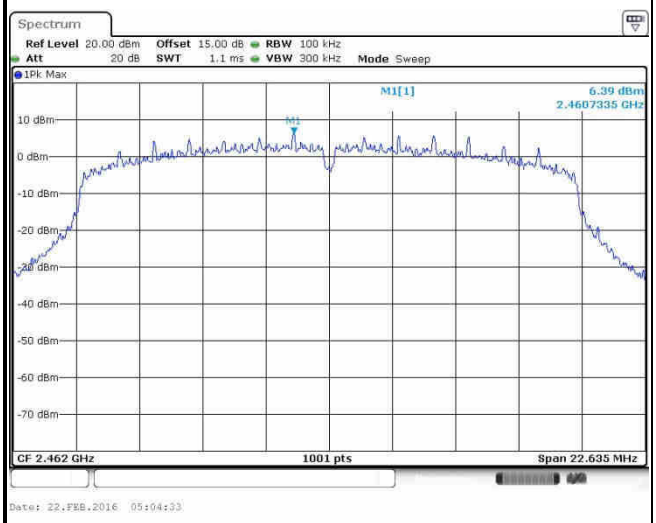

High Channel Plot

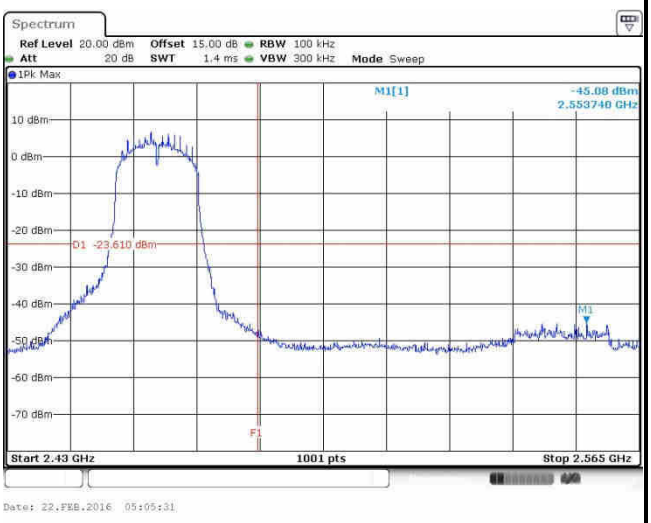

Spurious Emission 30MHz~2.4GHz

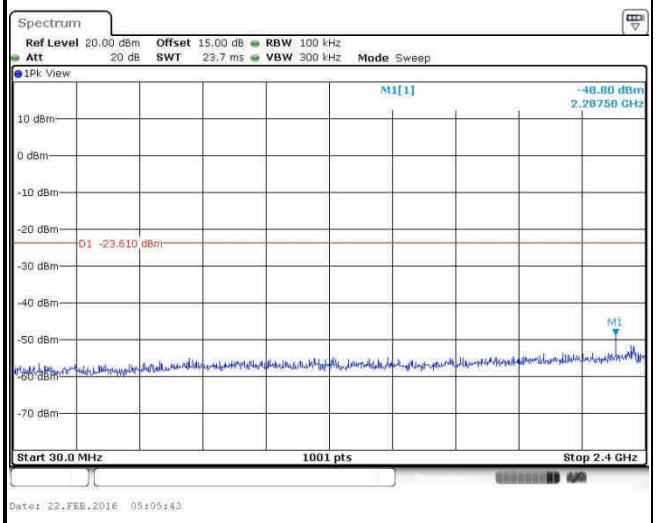

Spurious Emission 2.4835GHz~25GHz

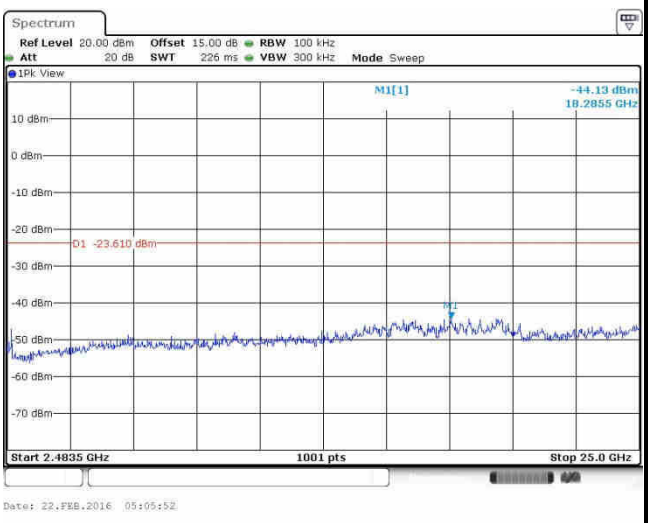

Number of TX :	2	**Chain Port :**	1+2(1)
Test Mode :	802.11n HT40	**Temperature :**	21~25℃
Test Band :	2.4GHz Low	**Relative Humidity :**	51~54%
Test Channel :	03	**Test Engineer :**	Mygai Mo

WLAN 802.11n HT40 Channel 03

100kHz PSD reference Level

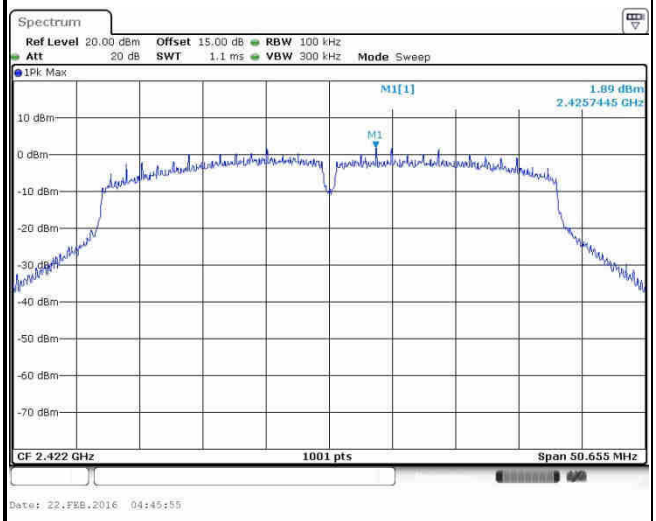

Low Channel Plot

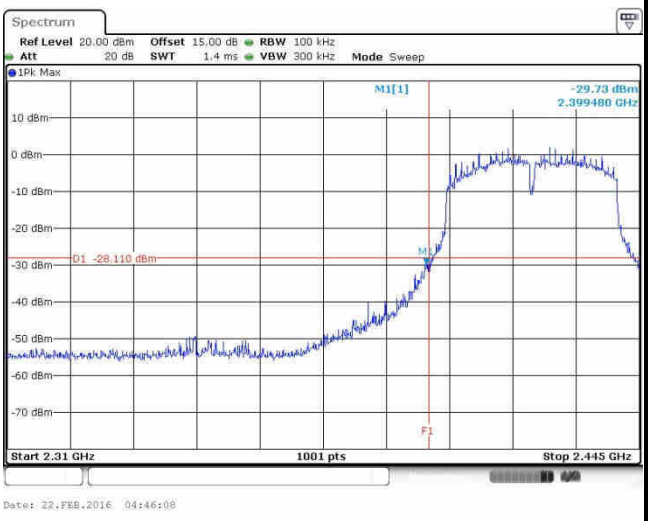

Spurious Emission 30MHz~2.4GHz

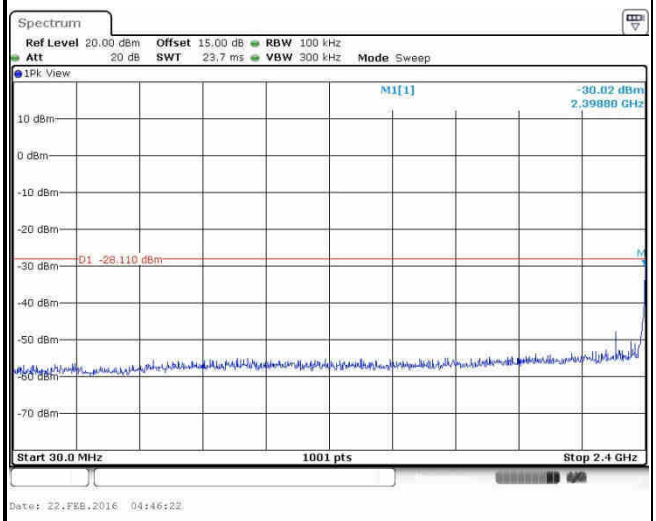

Spurious Emission 2.4835GHz~25GHz

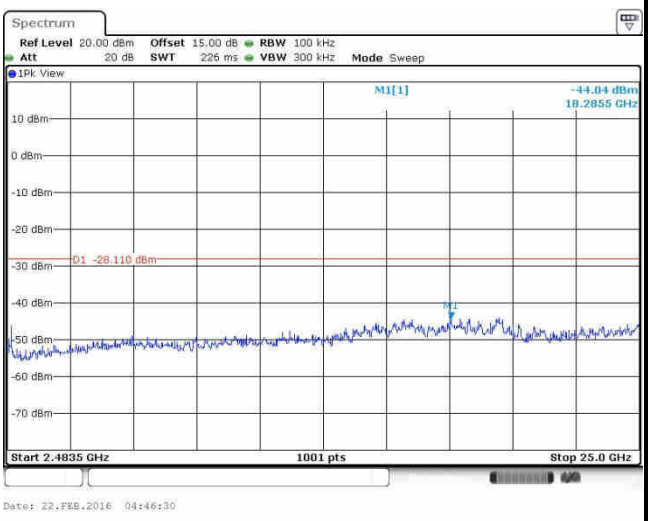

Number of TX :	2	**Chain Port :**	1+2(1)
Test Mode :	802.11n HT40	**Temperature :**	21~25℃
Test Band :	2.4GHz Mid	**Relative Humidity :**	51~54%
Test Channel :	06	**Test Engineer :**	Mygai Mo

WLAN 802.11n HT40 Channel 06

100kHz PSD reference Level

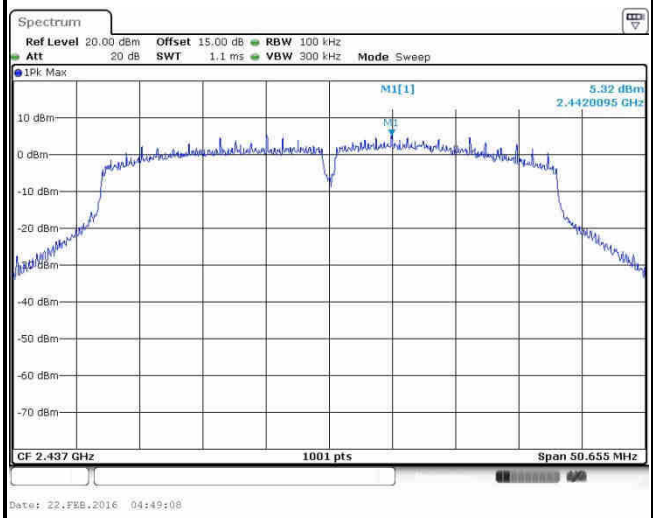

Spurious Emission 30MHz~2.4GHz

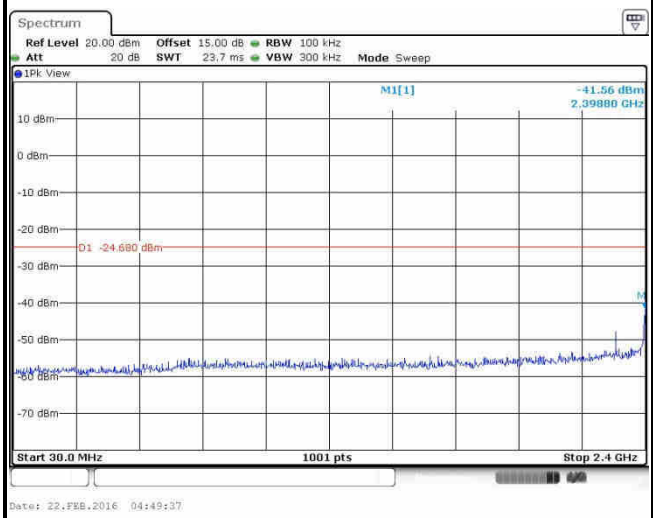

Spurious Emission 2.4835GHz~25GHz

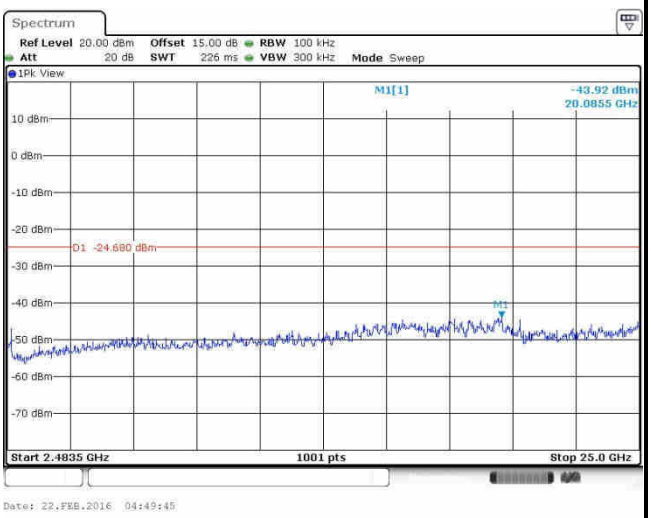

Number of TX :	2	**Chain Port :**	1+2(1)
Test Mode :	802.11n HT40	**Temperature :**	21~25℃
Test Band :	2.4GHz High	**Relative Humidity :**	51~54%
Test Channel :	09	**Test Engineer :**	Mygai Mo

WLAN 802.11n HT40 Channel 09

100kHz PSD reference Level

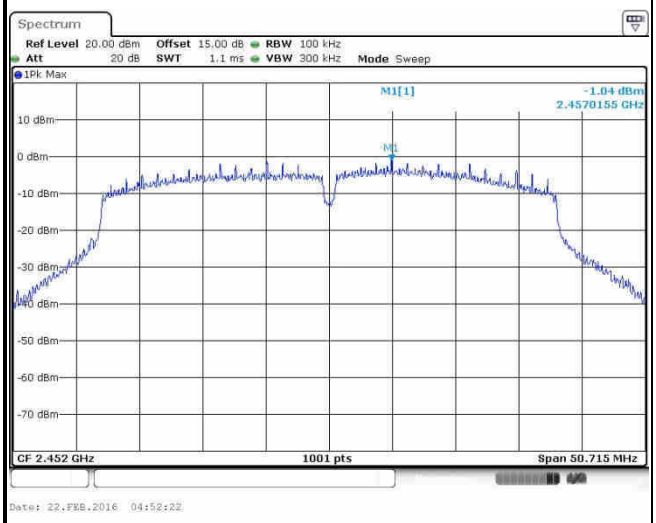

High Channel Plot

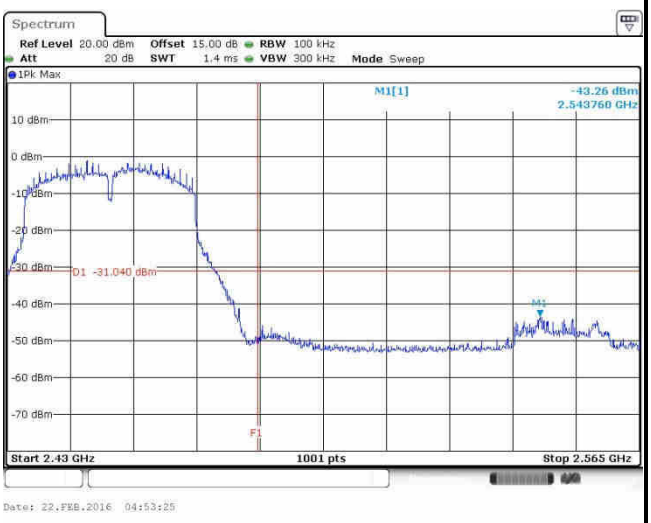

Spurious Emission 30MHz~2.4GHz

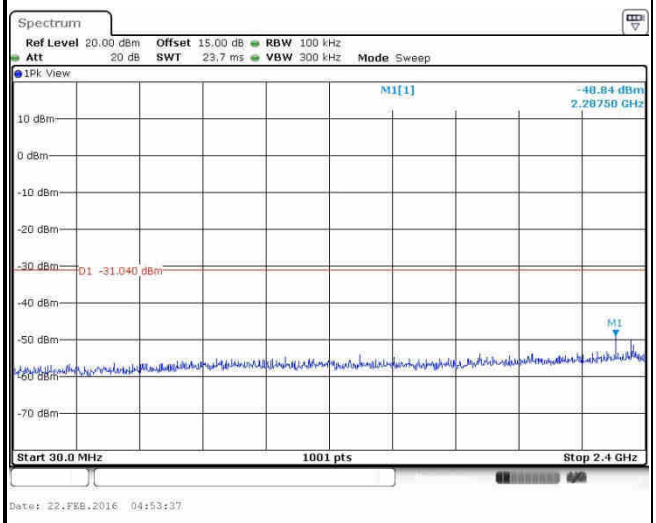

Spurious Emission 2.4835GHz~25GHz

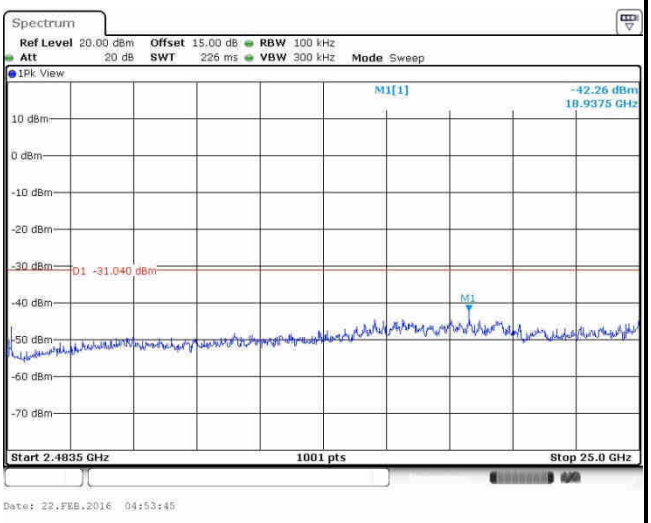

Number of TX = 2, Chain Port 1+2(2) (Measured)

Number of TX :	2	**Chain Port :**	1+2(2)
Test Mode :	802.11b	**Temperature :**	21~25℃
Test Band :	2.4GHz Low	**Relative Humidity :**	51~54%
Test Channel :	01	**Test Engineer :**	Mygai Mo

WLAN 802.11b Channel 01

100kHz PSD reference Level

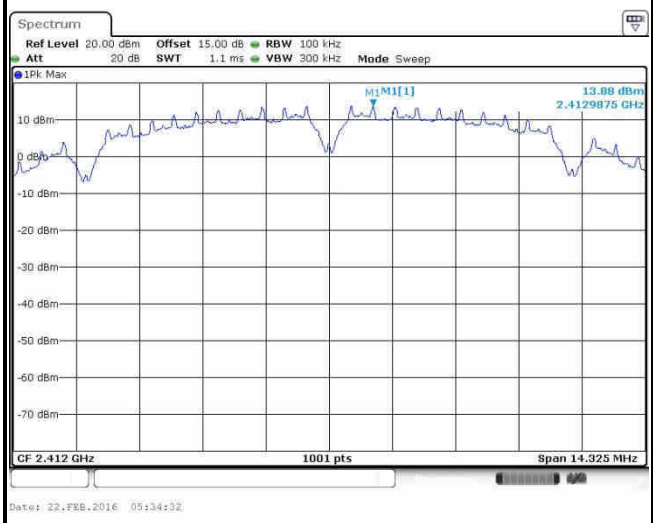

Low Channel Plot

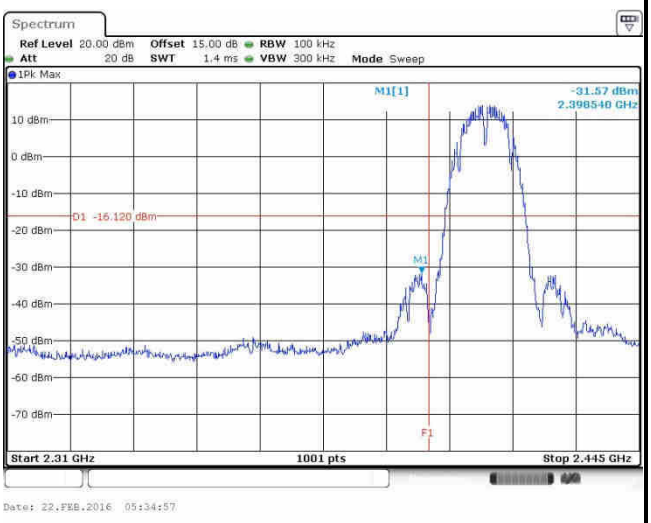

Spurious Emission 30MHz~2.4GHz

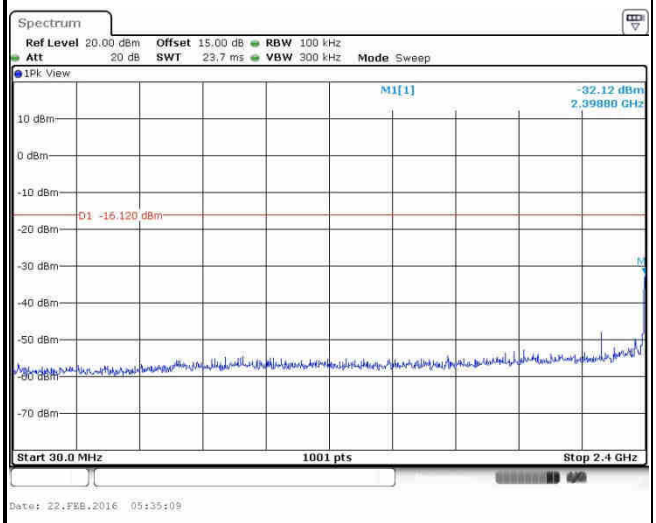

Spurious Emission 2.4835GHz~25GHz

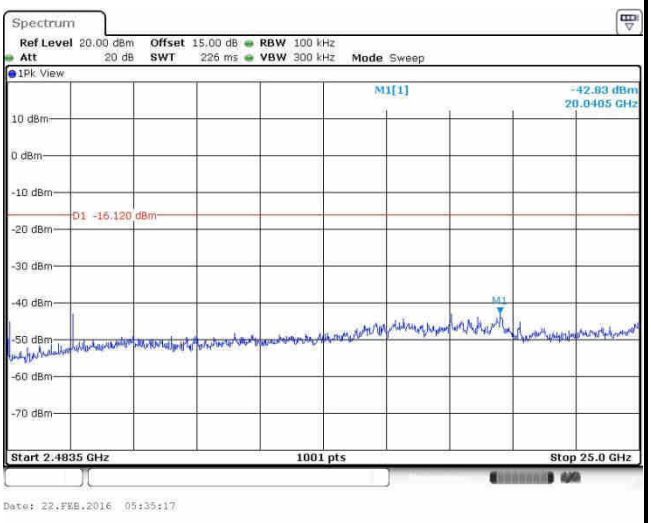

Number of TX :	2	**Chain Port :**	1+2(2)
Test Mode :	802.11b	**Temperature :**	21~25℃
Test Band :	2.4GHz Mid	**Relative Humidity :**	51~54%
Test Channel :	06	**Test Engineer :**	Mygai Mo

WLAN 802.11b Channel 06

100kHz PSD reference Level

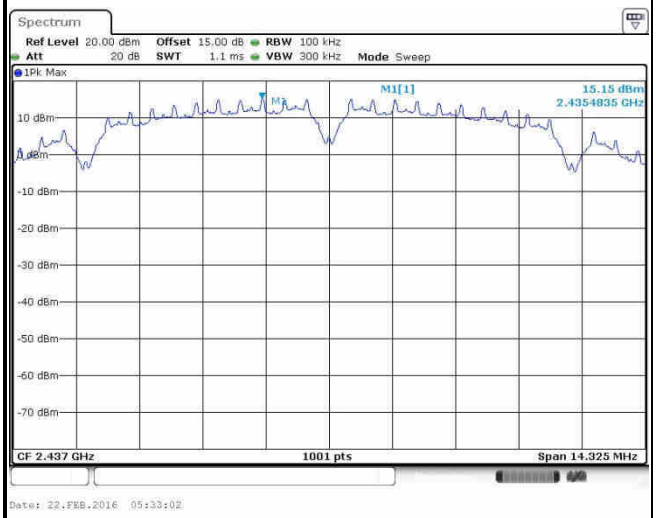

Spurious Emission 30MHz~2.4GHz

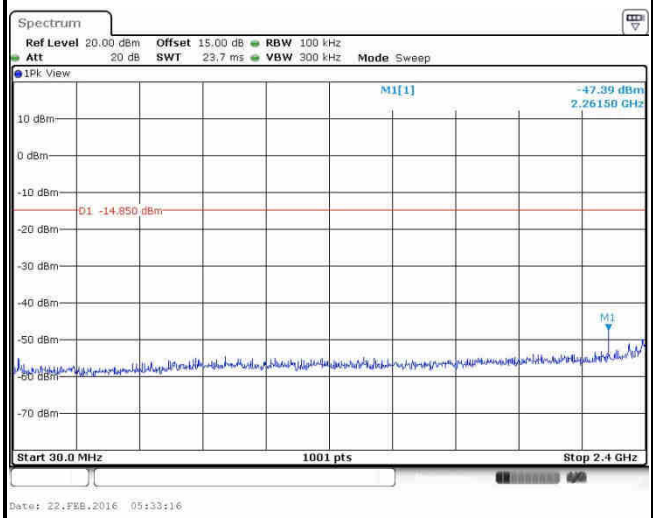

Spurious Emission 2.4835GHz~25GHz

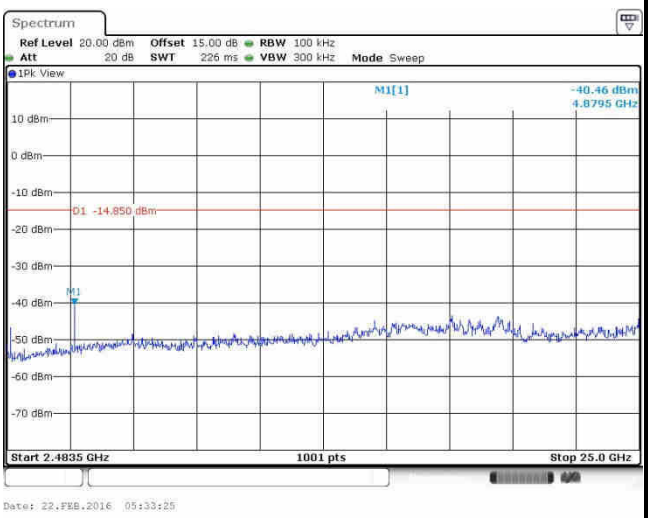

Number of TX :	2	**Chain Port :**	1+2(2)
Test Mode :	802.11b	**Temperature :**	21~25℃
Test Band :	2.4GHz High	**Relative Humidity :**	51~54%
Test Channel :	11	**Test Engineer :**	Mygai Mo

WLAN 802.11b Channel 11

100kHz PSD reference Level

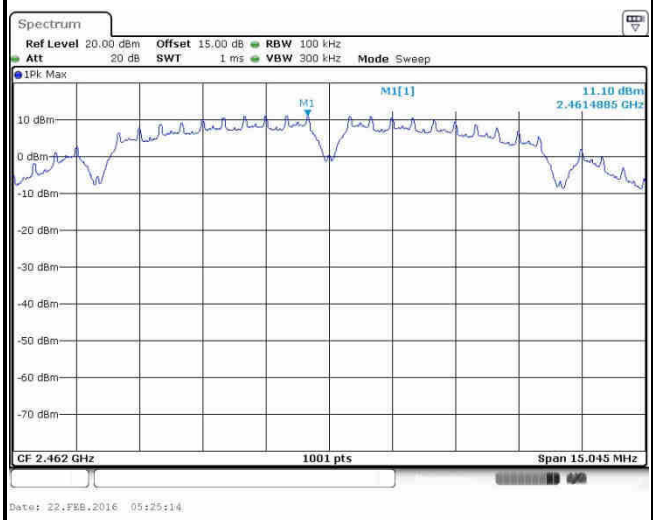

High Channel Plot

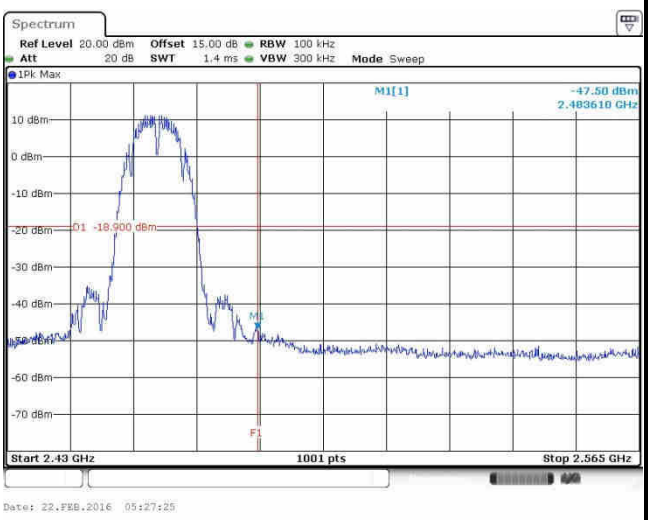

Spurious Emission 30MHz~2.4GHz

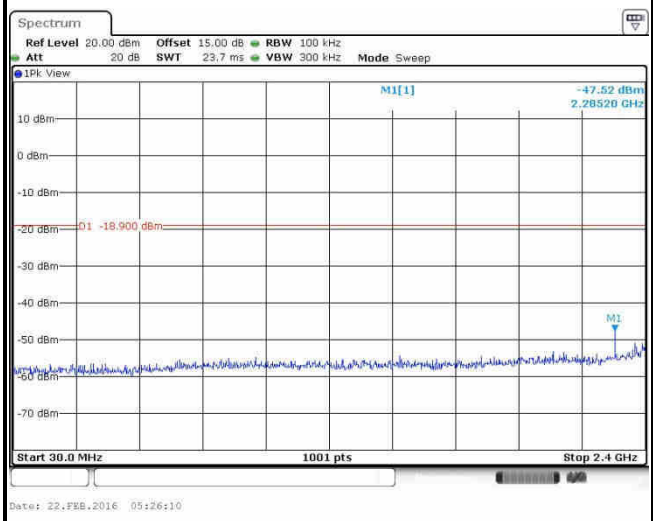

Spurious Emission 2.4835GHz~25GHz

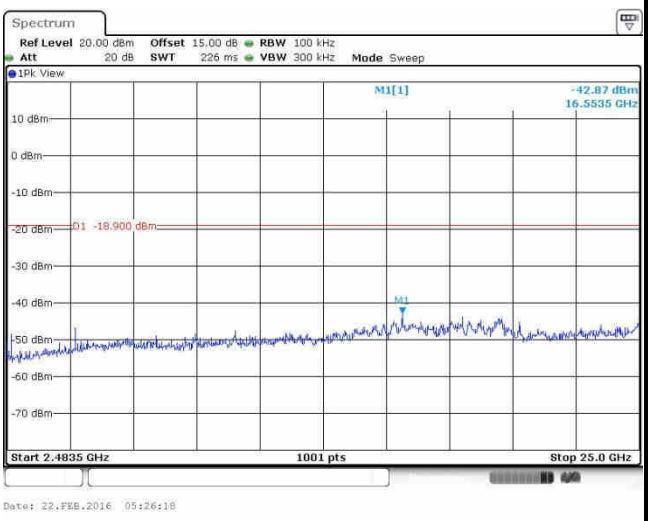

Number of TX :	2	**Chain Port :**	1+2(2)
Test Mode :	802.11g	**Temperature :**	21~25℃
Test Band :	2.4GHz Low	**Relative Humidity :**	51~54%
Test Channel :	01	**Test Engineer :**	Mygai Mo

WLAN 802.11g Channel 01

100kHz PSD reference Level

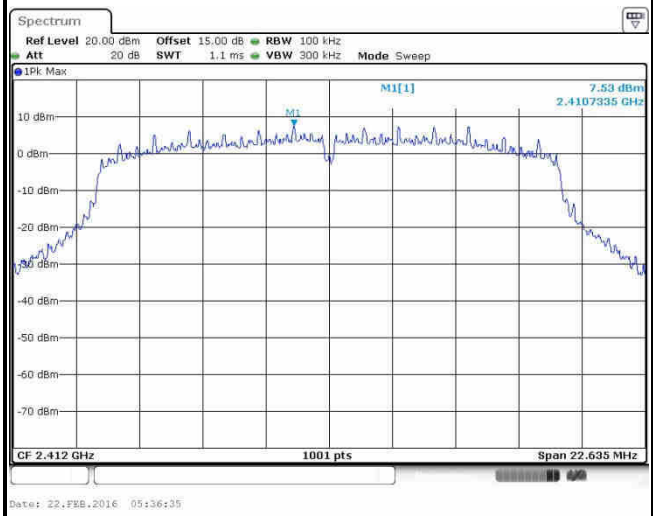

Low Channel Plot

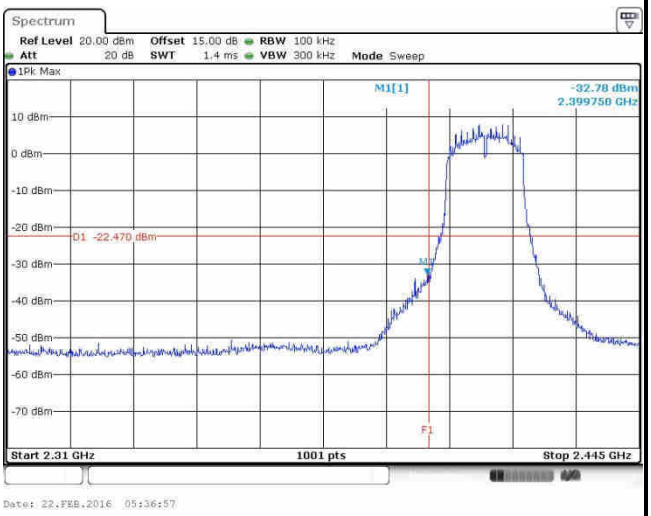

Spurious Emission 30MHz~2.4GHz

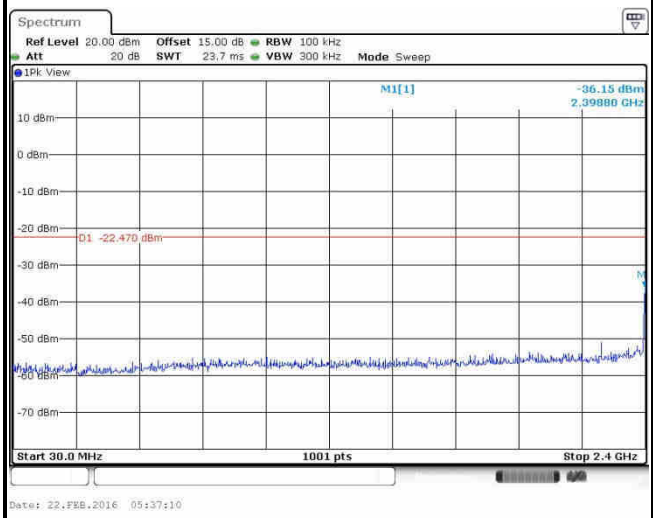

Spurious Emission 2.4835GHz~25GHz

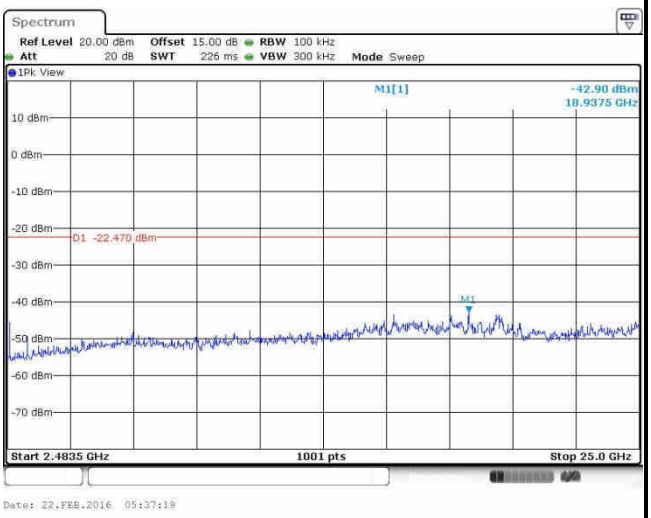

Number of TX :	2	**Chain Port :**	1+2(2)
Test Mode :	802.11g	**Temperature :**	21~25℃
Test Band :	2.4GHz Mid	**Relative Humidity :**	51~54%
Test Channel :	06	**Test Engineer :**	Mygai Mo

WLAN 802.11g Channel 06

100kHz PSD reference Level

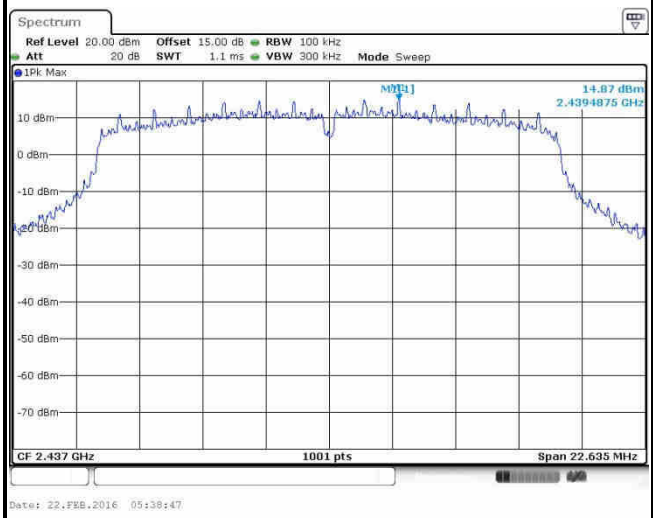

Spurious Emission 30MHz~2.4GHz

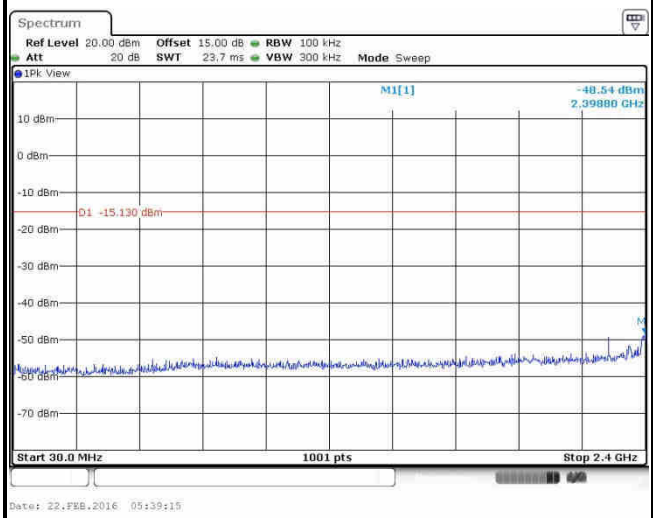

Spurious Emission 2.4835GHz~25GHz

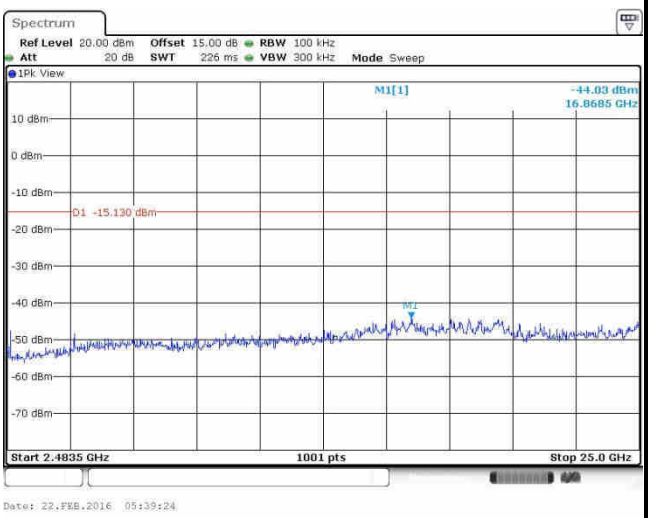

Number of TX :	2	**Chain Port :**	1+2(2)
Test Mode :	802.11g	**Temperature :**	21~25℃
Test Band :	2.4GHz High	**Relative Humidity :**	51~54%
Test Channel :	11	**Test Engineer :**	Mygai Mo

WLAN 802.11g Channel 11

100kHz PSD reference Level

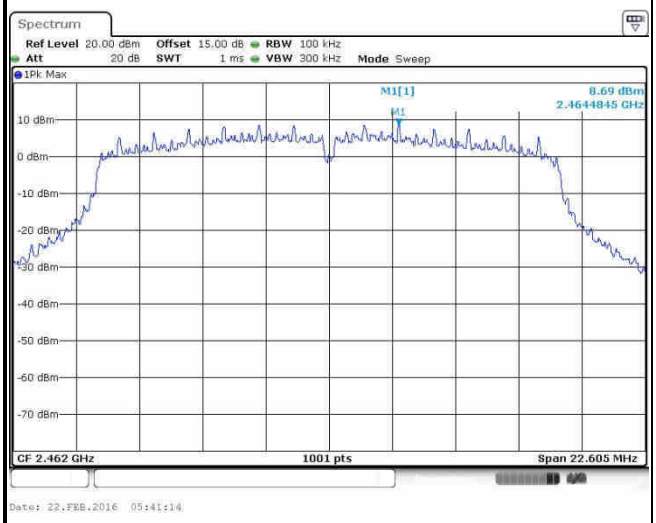

High Channel Plot

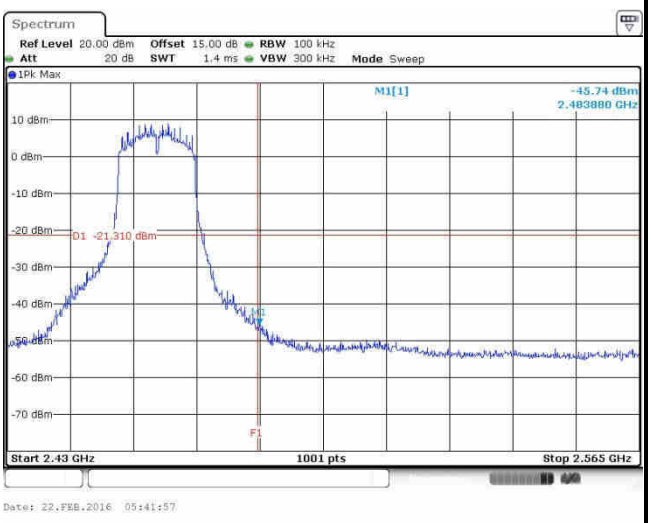

Spurious Emission 30MHz~2.4GHz

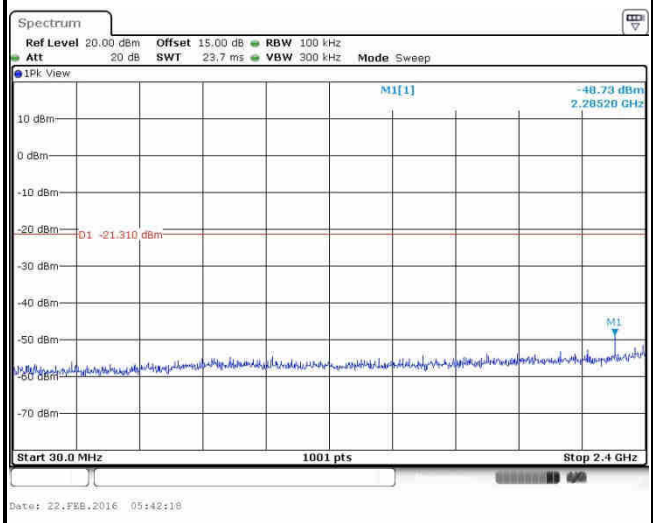

Spurious Emission 2.4835GHz~25GHz

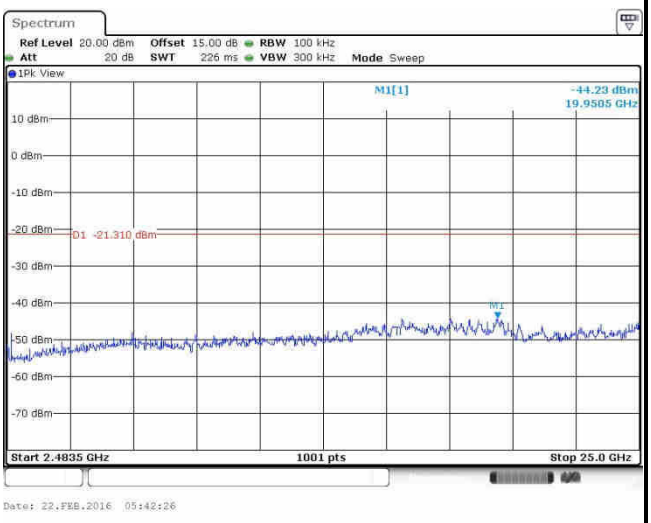

Number of TX :	2	**Chain Port :**	1+2(2)
Test Mode :	802.11n HT20	**Temperature :**	21~25℃
Test Band :	2.4GHz Low	**Relative Humidity :**	51~54%
Test Channel :	01	**Test Engineer :**	Mygai Mo

WLAN 802.11n HT20 Channel 01

100kHz PSD reference Level

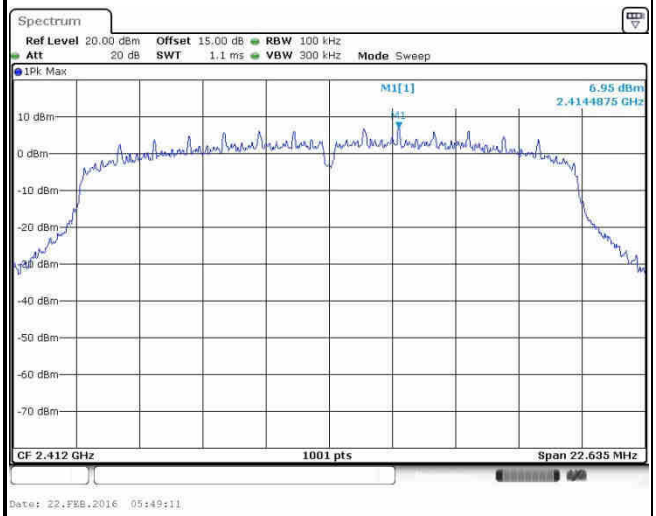

Low Channel Plot

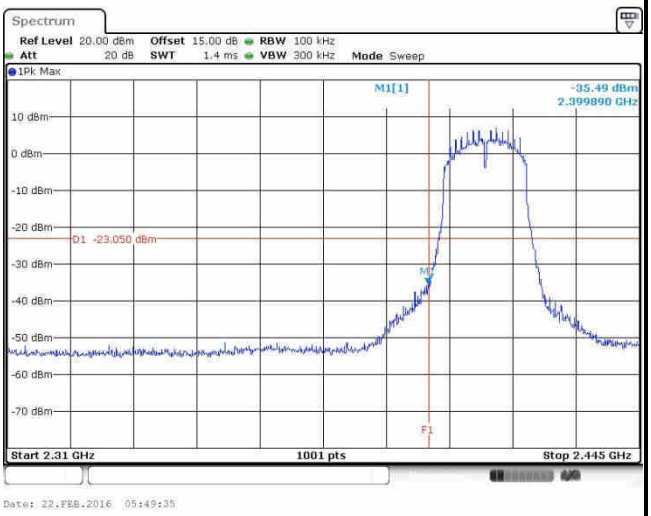

Spurious Emission 30MHz~2.4GHz

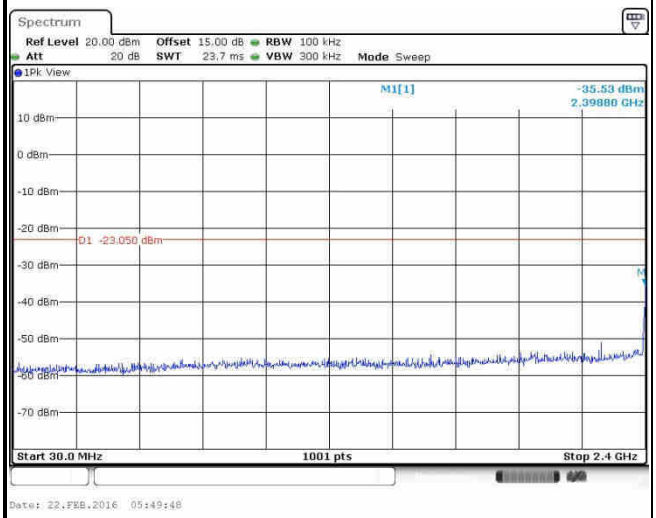

Spurious Emission 2.4835GHz~25GHz

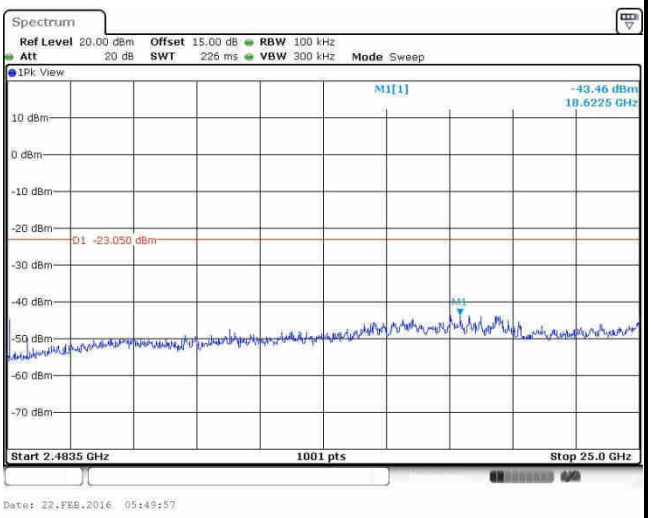

Number of TX :	2	**Chain Port :**	1+2(2)
Test Mode :	802.11n HT20	**Temperature :**	21~25℃
Test Band :	2.4GHz Mid	**Relative Humidity :**	51~54%
Test Channel :	06	**Test Engineer :**	Mygai Mo

WLAN 802.11n HT20 Channel 06

100kHz PSD reference Level

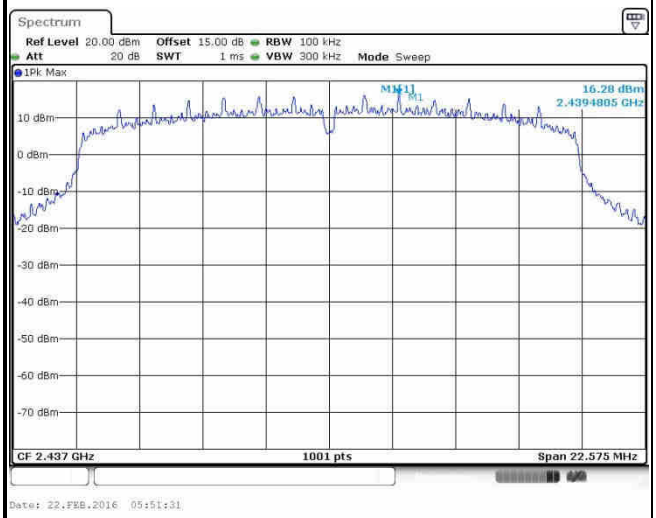

Spurious Emission 30MHz~2.4GHz

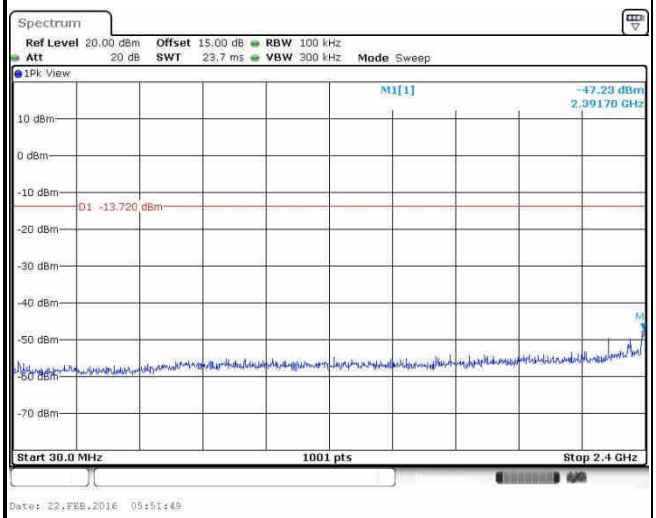

Spurious Emission 2.4835GHz~25GHz

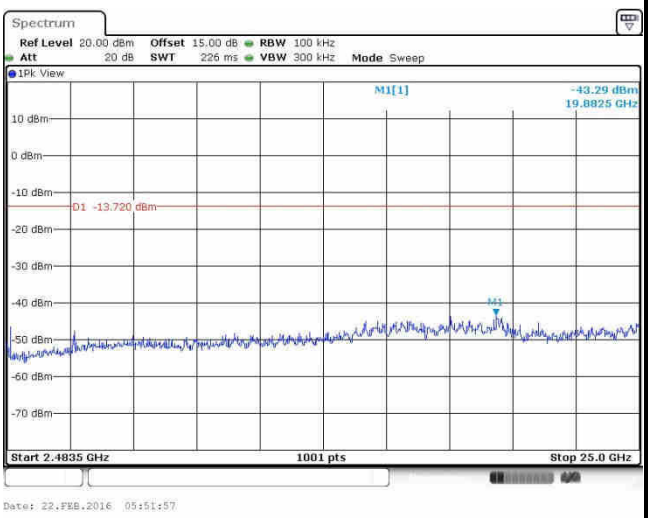

Number of TX :	2	**Chain Port :**	1+2(2)
Test Mode :	802.11n HT20	**Temperature :**	21~25℃
Test Band :	2.4GHz High	**Relative Humidity :**	51~54%
Test Channel :	11	**Test Engineer :**	Mygai Mo

WLAN 802.11n HT20 Channel 11

100kHz PSD reference Level

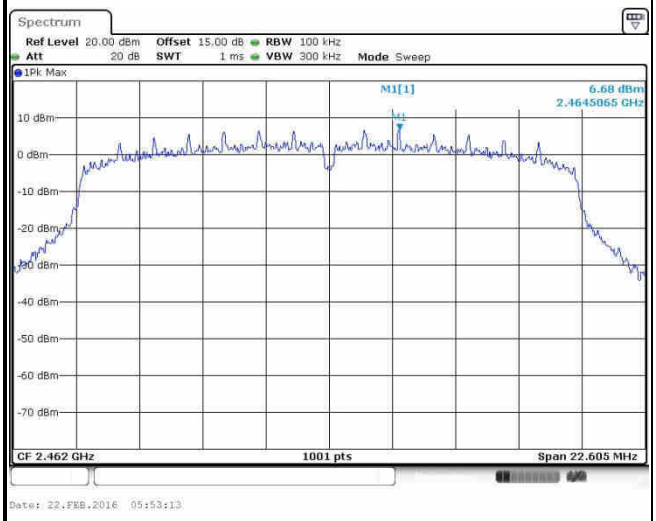

High Channel Plot

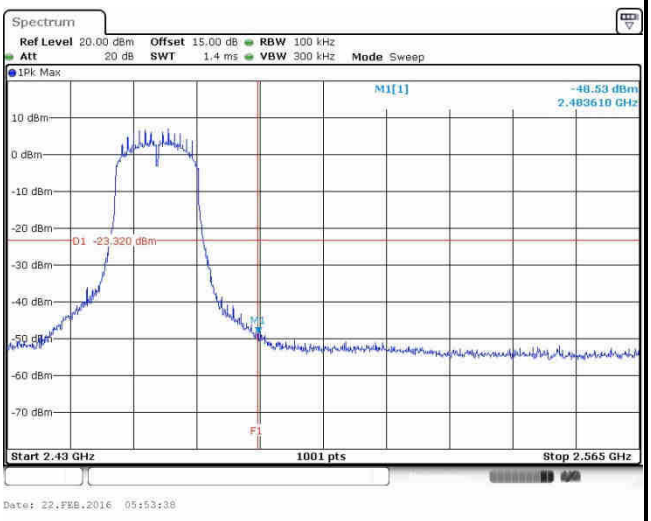

Spurious Emission 30MHz~2.4GHz

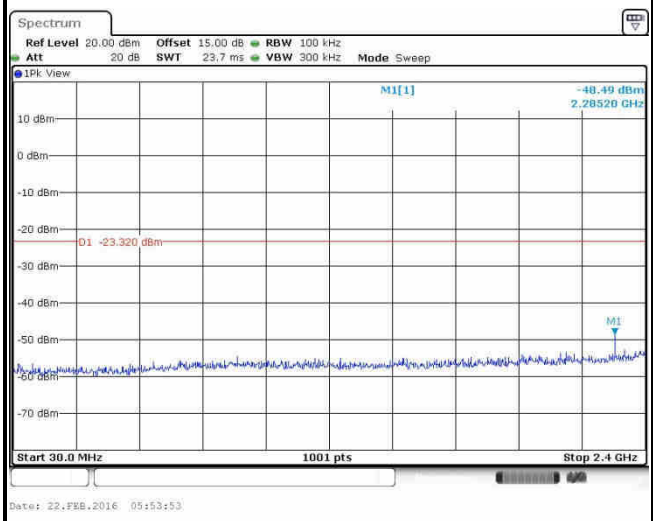

Spurious Emission 2.4835GHz~25GHz

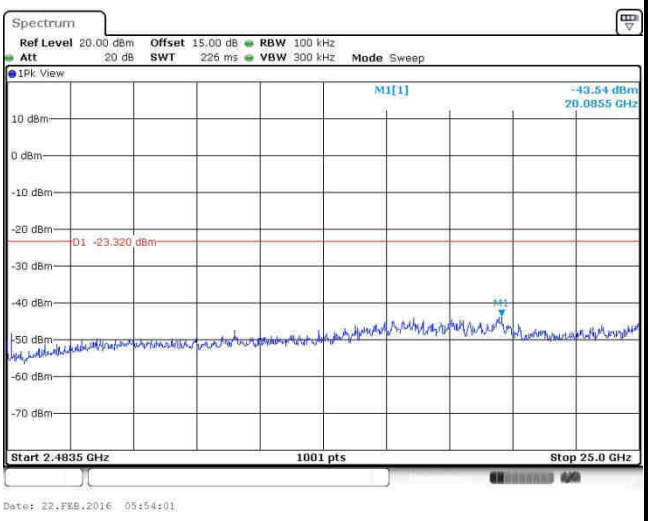

Number of TX :	2	**Chain Port :**	1+2(2)
Test Mode :	802.11n HT40	**Temperature :**	21~25℃
Test Band :	2.4GHz Low	**Relative Humidity :**	51~54%
Test Channel :	03	**Test Engineer :**	Mygai Mo

WLAN 802.11n HT40 Channel 03

100kHz PSD reference Level

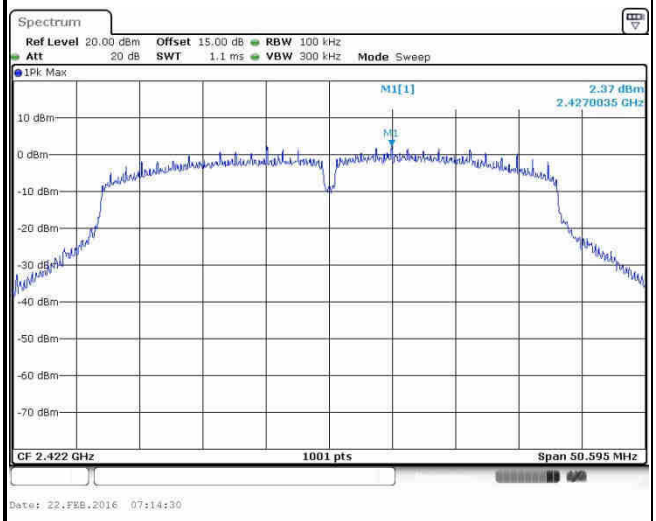

Low Channel Plot

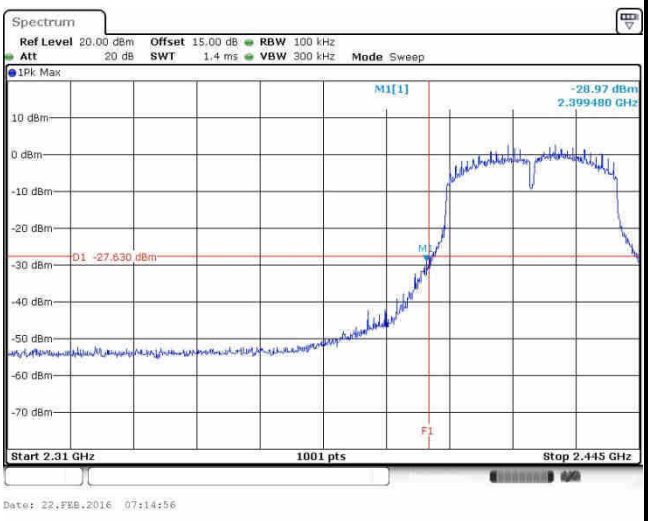

Spurious Emission 30MHz~2.4GHz

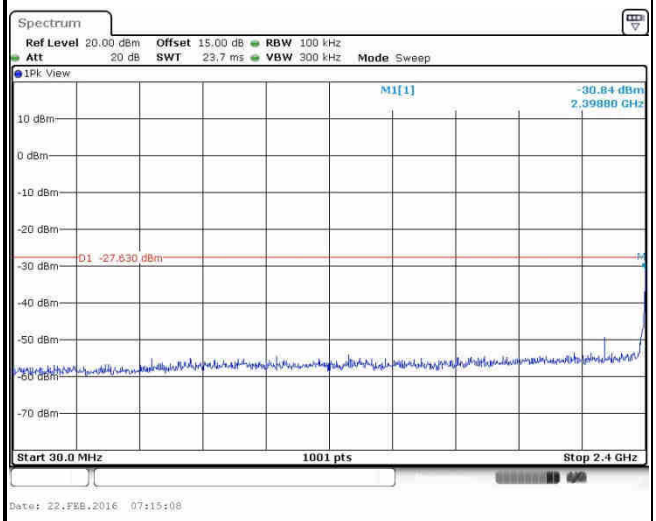

Spurious Emission 2.4835GHz~25GHz

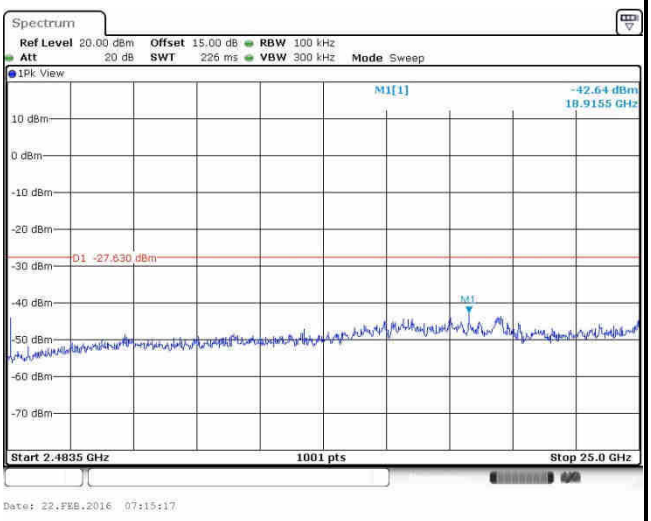

Number of TX :	2	**Chain Port :**	1+2(2)
Test Mode :	802.11n HT40	**Temperature :**	21~25℃
Test Band :	2.4GHz Mid	**Relative Humidity :**	51~54%
Test Channel :	06	**Test Engineer :**	Mygai Mo

WLAN 802.11n HT40 Channel 06

100kHz PSD reference Level

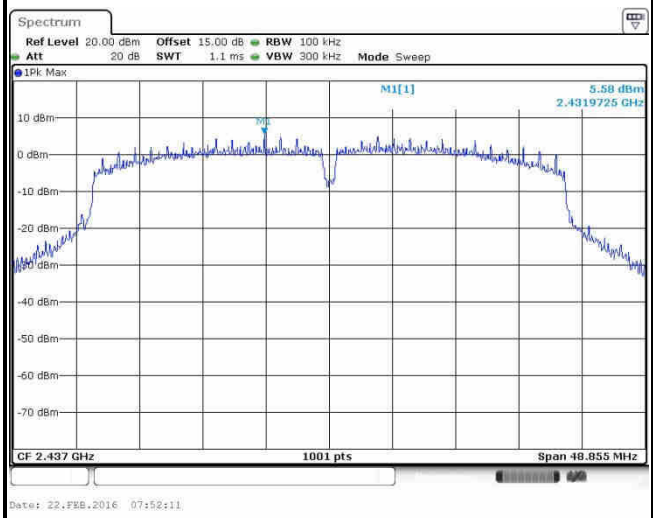

Spurious Emission 30MHz~2.4GHz

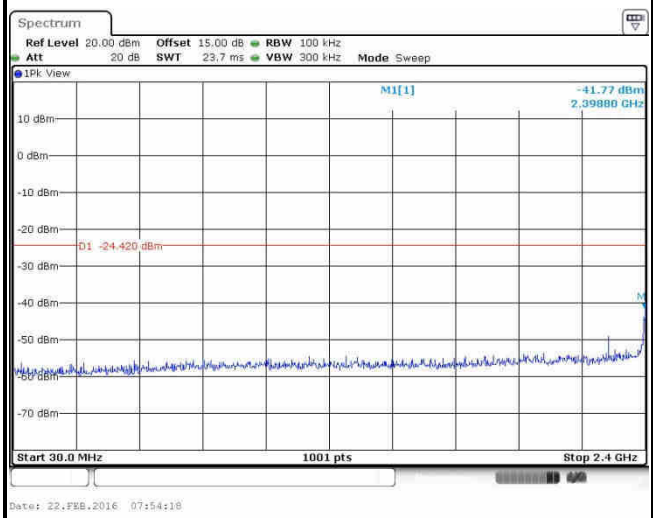

Spurious Emission 2.4835GHz~25GHz

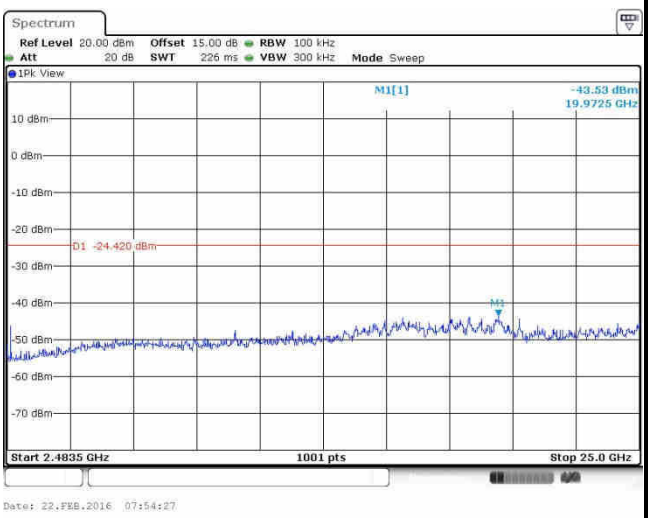

Number of TX :	2	**Chain Port :**	1+2(2)
Test Mode :	802.11n HT40	**Temperature :**	21~25℃
Test Band :	2.4GHz High	**Relative Humidity :**	51~54%
Test Channel :	09	**Test Engineer :**	Mygai Mo

WLAN 802.11n HT40 Channel 09

100kHz PSD reference Level

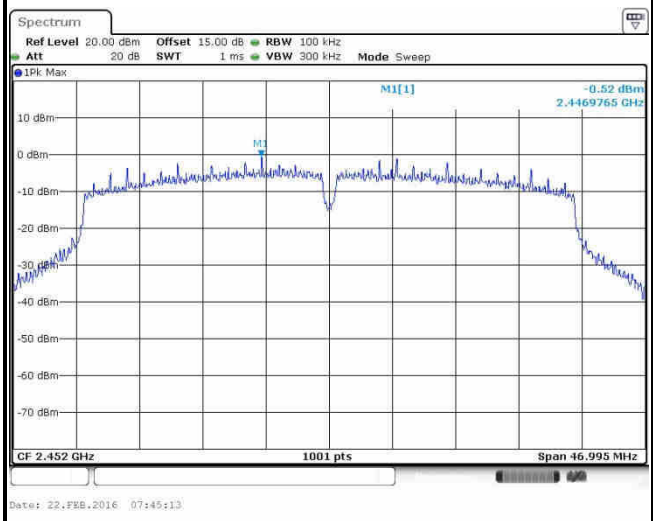

High Channel Plot

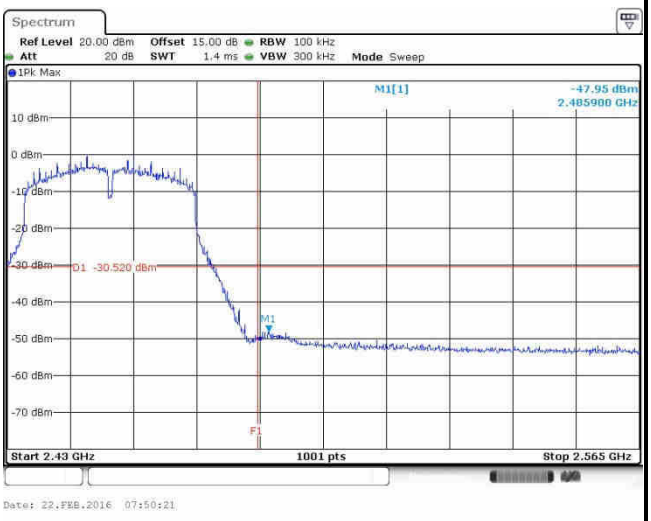

Spurious Emission 30MHz~2.4GHz

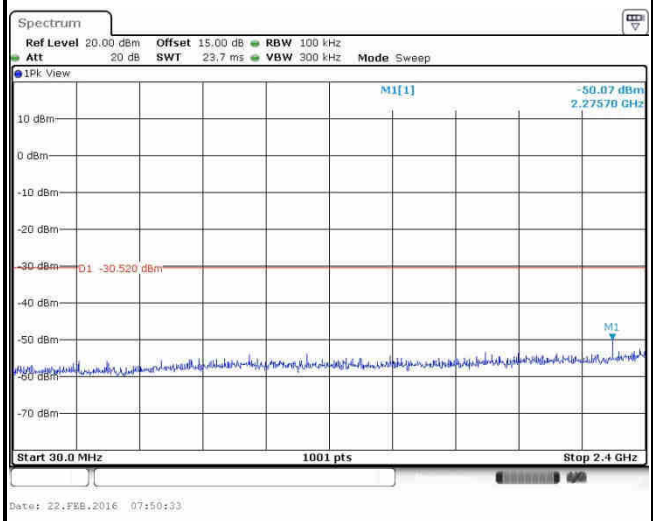

Spurious Emission 2.4835GHz~25GHz

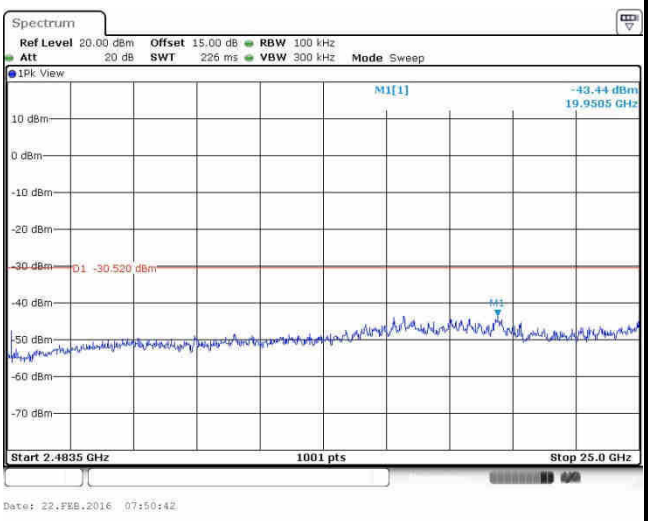

3.5 Radiated Band Edges and Spurious Emission Measurement

3.5.1 Limit of Radiated band edge and Spurious Emission Measurement

In any 100 kHz bandwidth outside the intentional radiator frequency band, all harmonics/spurious must be at least 20 dB below the highest emission level within the authorized band. If the output power of this device was measured by spectrum analyzer, the attenuation under this paragraph shall be 30 dB instead of 20 dB. In addition, radiated emissions which fall in the restricted bands must also comply with the FCC section 15.209 limits as below.

Frequency (MHz)	Field Strength (microvolts/meter)	Measurement Distance (meters)
0.009 – 0.490	2400/F(kHz)	300
0.490 – 1.705	24000/F(kHz)	30
1.705 – 30.0	30	30
30 – 88	100	3
88 – 216	150	3
216 - 960	200	3
Above 960	500	3

3.5.2 Measuring Instruments

The measuring equipment is listed in the section 4 of this test report.

3.5.3 Test Procedure

1. The testing follows FCC KDB Publication No. 558074 D01 DTS Meas. Guidance v03r04.
2. The EUT was arranged to its worst case and then tune the antenna tower (from 1 m to 4 m) and turntable (from 0 degree to 360 degrees) to find the maximum reading. A pre-amp and a high pass filter are used for the test in order to get better signal level.
3. The EUT was placed on a turntable with 0.8 meter for frequency below 1GHz and 1.5 meter for frequency above 1GHz respectively above ground.
4. The EUT was set 3 meters from the interference receiving antenna, which was mounted on the top of a variable height antenna tower.
5. Corrected Reading: Antenna Factor + Cable Loss + Read Level - Preamp Factor = Level
6. For measurement below 1GHz, If the emission level of the EUT measured by the peak detector is 3 dB lower than the applicable limit, the peak emission level will be reported. Otherwise, the emission measurement will be repeated using the quasi-peak detector and reported.
7. Use the following spectrum analyzer settings:
   (1) Span shall wide enough to fully capture the emission being measured;
   (2) Set RBW=100 kHz for f < 1 GHz; VBW ≥ RBW; Sweep = auto; Detector function = peak; Trace = max hold;
   (3) Set RBW = 1 MHz, VBW= 3MHz for f ≥ 1 GHz for peak measurement.
   For average measurement:
   - VBW = 10 Hz, when duty cycle is no less than 98 percent.
   - VBW ≥ 1/T, when duty cycle is less than 98 percent where T is the minimum transmission duration over which the transmitter is on and is transmitting at its maximum power control level for the tested mode of operation.

Antenna	Band	Duty Cycle(%)	T(ms)	1/T(kHz)	VBW Setting
1	2.4GHz 802.11b	99.71	-	-	10Hz
	2.4GHz 802.11g	97.59	2.03	0.49	1kHz
	2.4GHz 802.11n HT20	97.32	1.89	0.53	1kHz
	2.4GHz 802.11n HT40	95.66	0.93	1.08	3kHz
2	2.4GHz 802.11b	99.55	-	-	10Hz
	2.4GHz 802.11g	97.35	2.02	0.49	1kHz
	2.4GHz 802.11n HT20	97.32	1.89	0.53	1kHz
	2.4GHz 802.11n HT40	96.17	0.93	1.08	3kHz
1+2	2.4GHz 802.11b	99.61	-	-	10Hz
	2.4GHz 802.11g	97.71	2.03	0.49	1kHz
	2.4GHz 802.11n HT20	97.54	1.89	0.53	1kHz
	2.4GHz 802.11n HT40	95.92	0.93	1.08	3kHz

3.5.4 Test Setup

For radiated emissions below 30MHz

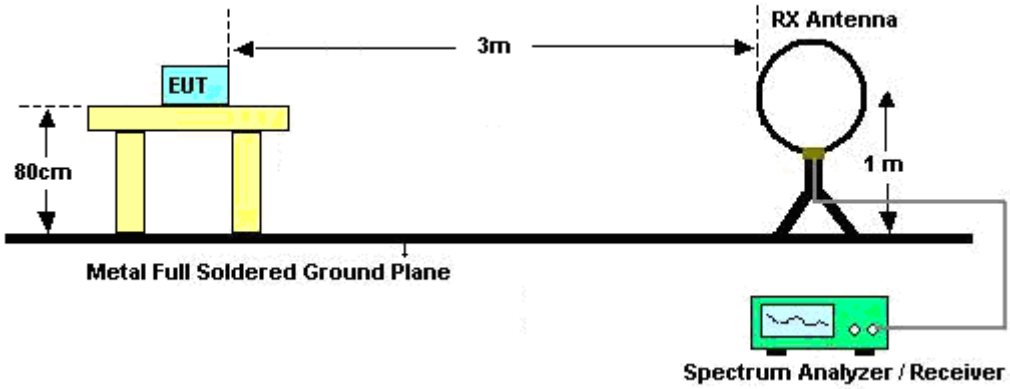

For radiated emissions from 30MHz to 1GHz

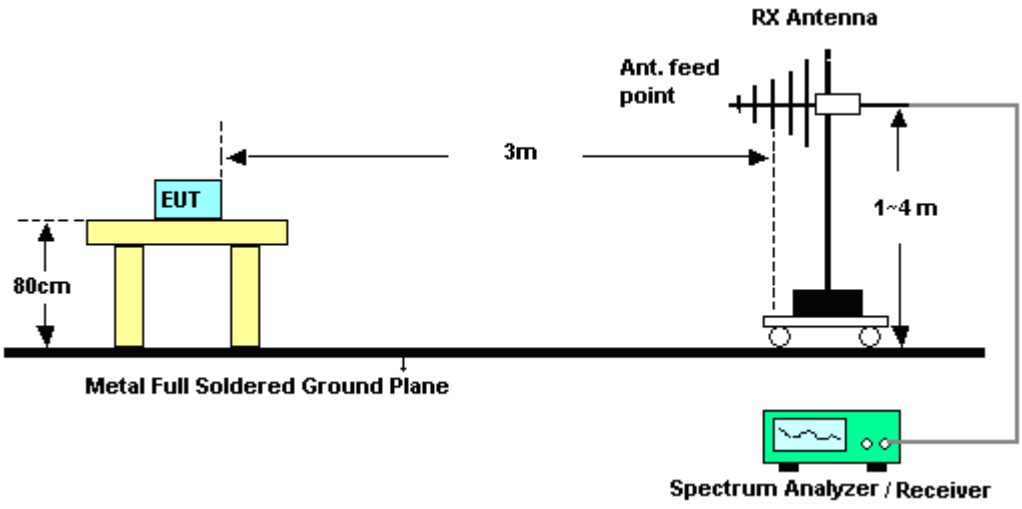

For radiated emissions above 1GHz

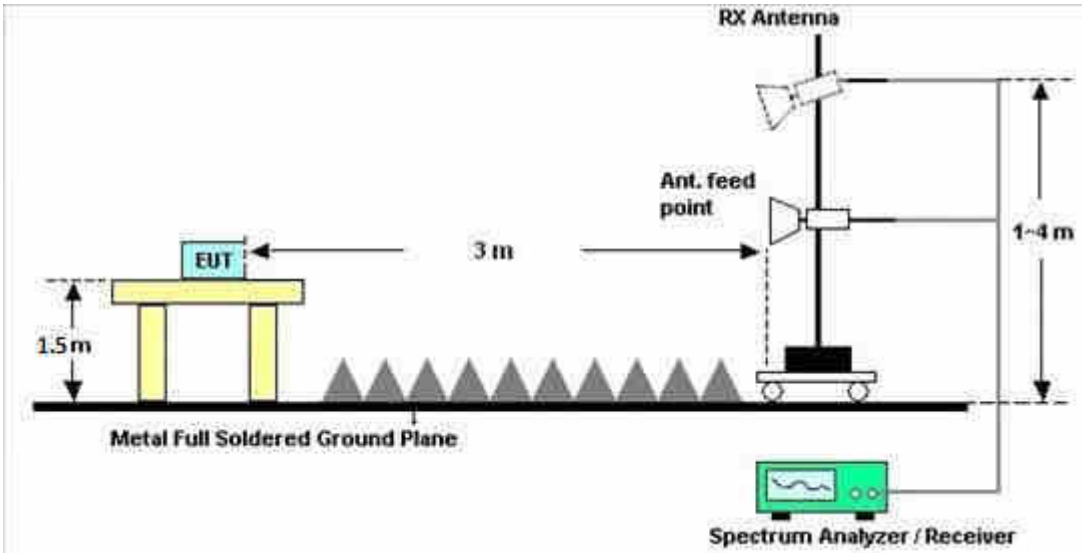

3.5.5 Test Results of Radiated Emissions (9kHz ~ 30MHz)

The low frequency, which started from 9 kHz to 30MHz, was pre-scanned and the result which was 20dB lower than the limit line per 15.31(o) was not reported.

3.5.6 Test Result of Radiated Spurious at Band Edges

Please refer to Appendix B of this report.

3.6 AC Conducted Emission Measurement

3.6.1 Limit of AC Conducted Emission

For equipment that is designed to be connected to the public utility (AC) power line, the radio frequency voltage that is conducted back onto the AC power line on any frequency or frequencies within the band 150 kHz to 30 MHz shall not exceed the limits in the following table.

Frequency of Emission (MHz)	Conducted Limit (dBμV)	
	Quasi-Peak	Average
0.15-0.5	66 to 56*	56 to 46*
0.5-5	56	46
5-30	60	50

*Decreases with the logarithm of the frequency.

3.6.2 Measuring Instruments

The measuring equipment is listed in the section 4 of this test report.

3.6.3 Test Procedures

1. The EUT was placed 0.4 meter from the conducting wall of the shielding room, and it was kept at least 80 centimeters from any other grounded conducting surface.
2. Connect EUT to the power mains through a line impedance stabilization network (LISN).
3. All the support units are connecting to the other LISN.
4. The LISN provides 50 ohm coupling impedance for the measuring instrument.
5. The FCC states that a 50 ohm, 50 microhenry LISN should be used.
6. Both sides of AC line were checked for maximum conducted interference.
7. The frequency range from 150 kHz to 30 MHz was searched.
8. Set the test-receiver system to Peak Detect Function and specified bandwidth (IF bandwidth = 9kHz) with Maximum Hold Mode.

3.6.4 Test Setup

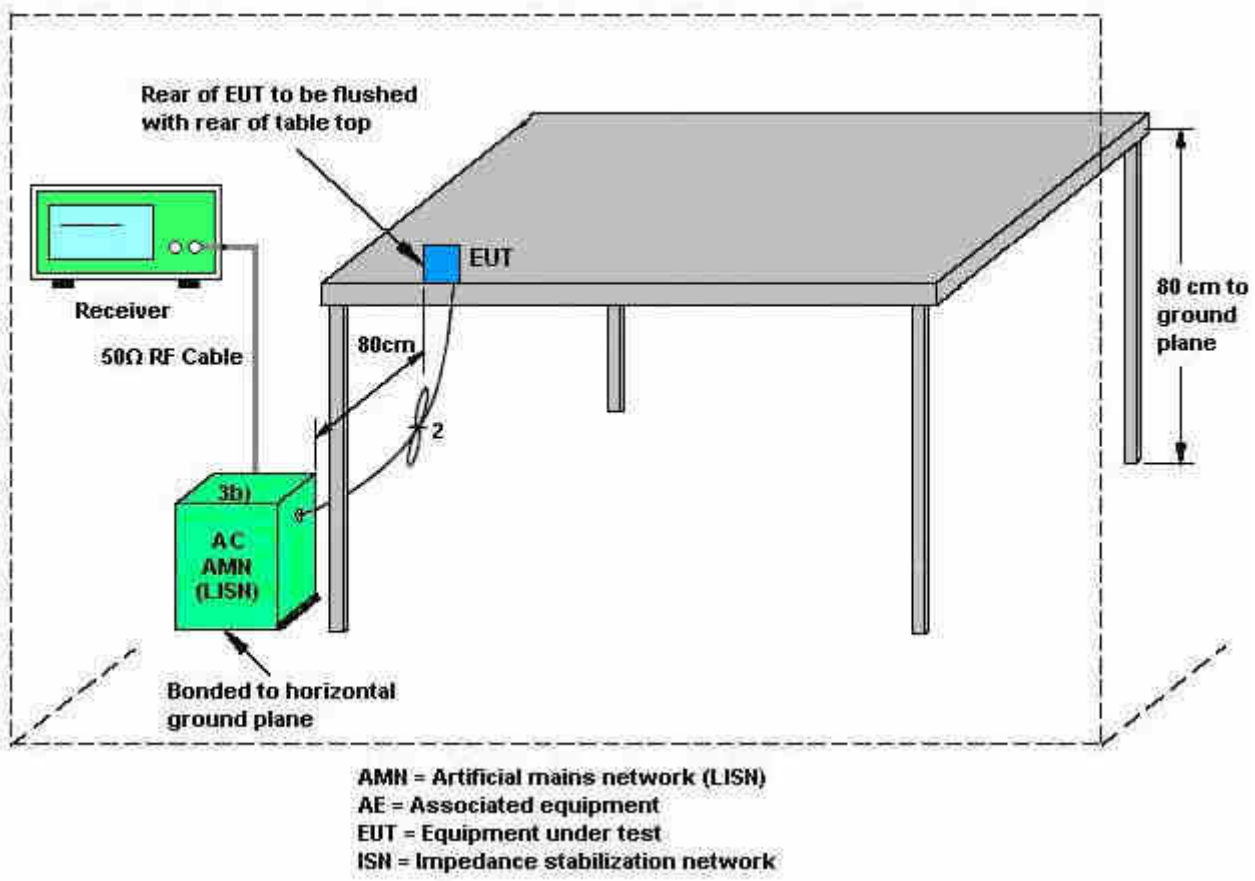

3.6.5 Test Result of AC Conducted Emission

Test Mode :	Mode 1	**Temperature :**	21~23℃
Test Engineer :	Jacky Yang	**Relative Humidity :**	41~43%
Test Voltage :	120Vac / 60Hz	**Phase :**	Line
Function Type :	WLAN Link + LAN Link + LAN Load + WAN Link + Adapter		

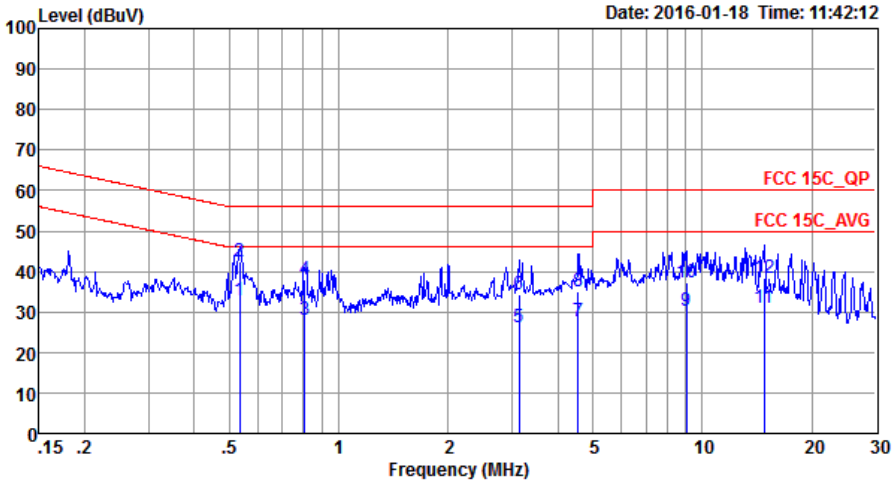

Site : CO01-SZ
Condition: FCC 15C_QP LISN_L_20150304 LINE
Project : (FR)611301
Mode : Mode 1

	Freq	Level	Over Limit	Limit Line	Read Level	LISN Factor	Cable Loss	Remark
	MHz	dBuV	dB	dBuV	dBuV	dB	dB	
1 *	0.53	33.00	-13.00	46.00	22.21	0.64	10.15	Average
2	0.53	42.50	-13.50	56.00	31.71	0.64	10.15	QP
3	0.80	28.08	-17.92	46.00	17.40	0.53	10.15	Average
4	0.80	38.18	-17.82	56.00	27.50	0.53	10.15	QP
5	3.14	26.37	-19.63	46.00	15.60	0.56	10.21	Average
6	3.14	34.47	-21.53	56.00	23.70	0.56	10.21	QP
7	4.55	27.66	-18.34	46.00	16.80	0.63	10.23	Average
8	4.55	35.16	-20.84	56.00	24.30	0.63	10.23	QP
9	9.06	30.39	-19.61	50.00	19.50	0.58	10.31	Average
10	9.06	37.09	-22.91	60.00	26.20	0.58	10.31	QP
11	14.83	31.09	-18.91	50.00	19.80	0.77	10.52	Average
12	14.83	38.29	-21.71	60.00	27.00	0.77	10.52	QP

Test Mode :	Mode 1	Temperature :	21~23℃
Test Engineer :	Jacky Yang	Relative Humidity :	41~43%
Test Voltage :	120Vac / 60Hz	Phase :	Neutral
Function Type :	WLAN Link + LAN Link + LAN Load + WAN Link + Adapter		

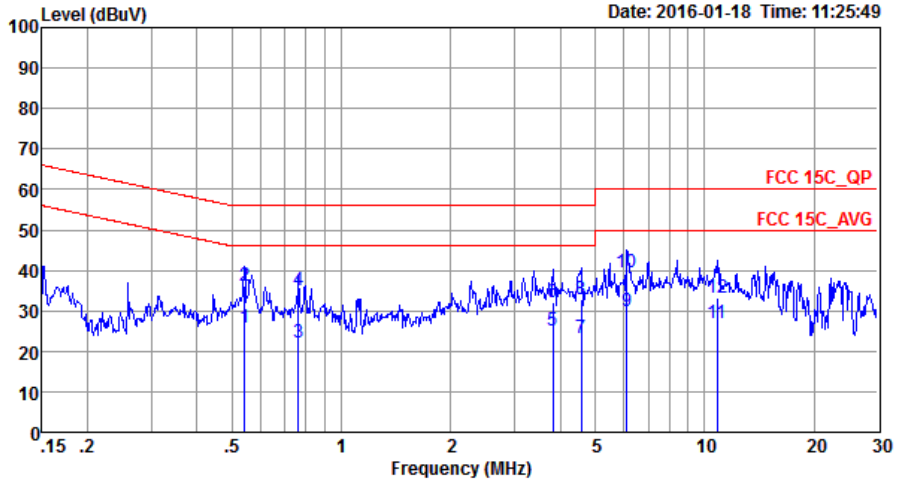

Site : CO01-SZ
Condition: FCC 15C_QP LISN_N_20150304 NEUTRAL
Project : (FR)611301
Mode : Mode 1

		Freq	Level	Over Limit	Limit Line	Read Level	LISN Factor	Cable Loss	Remark
		MHz	dBuV	dB	dBuV	dBuV	dB	dB	
1		0.54	25.65	-20.35	46.00	14.90	0.60	10.15	Average
2	*	0.54	36.15	-19.85	56.00	25.40	0.60	10.15	QP
3		0.76	22.30	-23.70	46.00	11.60	0.55	10.15	Average
4		0.76	35.00	-21.00	56.00	24.30	0.55	10.15	QP
5		3.82	25.25	-20.75	46.00	14.40	0.63	10.22	Average
6		3.82	32.25	-23.75	56.00	21.40	0.63	10.22	QP
7		4.57	23.38	-22.62	46.00	12.51	0.64	10.23	Average
8		4.57	32.98	-23.02	56.00	22.11	0.64	10.23	QP
9		6.12	29.84	-20.16	50.00	18.90	0.68	10.26	Average
10		6.12	39.54	-20.46	60.00	28.60	0.68	10.26	QP
11		10.85	27.06	-22.94	50.00	16.00	0.70	10.36	Average
12		10.85	33.06	-26.94	60.00	22.00	0.70	10.36	QP

3.7 Antenna Requirements

3.7.1 Standard Applicable

If directional gain of transmitting Antennas is greater than 6dBi, the power shall be reduced by the same level in dB comparing to gain minus 6dBi. For the fixed point-to-point operation, the power shall be reduced by one dB for every 3 dB that the directional gain of the Antenna exceeds 6 dBi. The use of a permanently attached Antenna or of an Antenna that uses a unique coupling to the intentional radiator shall be considered sufficient to comply with the FCC rule.

3.7.2 Antenna Anti-Replacement Construction

Non-standard antenna connector is used.

3.7.3 Antenna Gain

FCC KDB 662911 D01 Multiple Transmitter Output v02r01.

For CDD transmissions, directional gain is calculated as

Directional gain = G_{ANT} + Array Gain, where Array Gain is as follows.

For power spectral density (PSD) measurements on all devices,

Array Gain = 10 log(N_{ANT}/N_{SS}=1) dB.

For power measurements on IEEE 802.11 devices,

Array Gain = 0 dB (i.e., no array gain) for $N_{ANT} \leq 4$.

The EUT supports CDD mode.

The power and PSD limit should be modified if the directional gain of EUT is over 6 dBi,

The directional gain “DG” is calculated as following table.

	Chain Port. 1 (dBi)	Chain Port. 2 (dBi)	for Power (dBi)	for PSD (dBi)	Power Limit Reduction (dB)	PSD Limit Reduction (dB)
2.4 GHz	7.50	7.50	7.50	10.51	1.50	4.51

Power Limit Reduction = DG(Power) – 6dBi, (min = 0)

PSD Limit Reduction = DG(PSD) – 6dBi, (min = 0)

4 List of Measuring Equipment

Instrument	Manufacturer	Model No.	Serial No.	Characteristics	Calibration Date	Test Date	Due Date	Remark
Spectrum Analyzer	R&S	FSV40	101078	9kHz~40GHz	May 05, 2015	Jan. 18, 2016~ Jan. 24, 2016	May 04, 2016	Conducted (TH01-SZ)
EXA Spectrum Analyzer	Keysight	N9010A	MY55150213	10Hz~44GHz	Jun. 05, 2015	Jan. 18, 2016~ Jan. 24, 2016	Jun. 04, 2016	Conducted (TH01-SZ)
Pulse Power Senor	Anritsu	MA2411B	1207253	30MHz~40GHz	Jan. 12, 2016	Jan. 18, 2016~ Jan. 24, 2016	Jan. 11, 2017	Conducted (TH01-SZ)
Power Meter	Anritsu	ML2495A	1218010	50MHz Bandwidth	Jan. 12, 2016	Jan. 18, 2016~ Jan. 24, 2016	Jan. 11, 2017	Conducted (TH01-SZ)
EMI Test Receiver&SA	Agilent Technologies	N9038A	MY52260185	20Hz~26.5GHz	May 26, 2015	Jan. 19, 2016	May 25, 2016	Radiation (03CH01-SZ)
Spectrum Analyzer	KEYSIGHT	N9010A	MY55150213	10Hz~44GHz; Max 30dBm	Jun. 07, 2015	Jan. 19, 2016	Jun. 06, 2016	Radiation (03CH01-SZ)
Loop Antenna	R&S	HFH2-Z2	100354	9kHz~30MHz	May 06, 2015	Jan. 19, 2016	May 05, 2016	Radiation (03CH01-SZ)
Bilog Antenna	TeseQ	CBL6112D	23188	30MHz-2GHz	Oct. 17, 2015	Jan. 19, 2016	Oct. 16, 2016	Radiation (03CH01-SZ)
Double Ridge Horn Antenna	SCHWARZBECK	BBHA 9120D	9120D-1285	1GHz~18GHz	Jan. 11, 2016	Jan. 19, 2016	Jan. 10, 2017	Radiation (03CH01-SZ)
SHF-EHF Horn	com-power	AH-840	101071	18GHz~40GHz	Aug. 19, 2015	Jan. 19, 2016	Aug. 18, 2016	Radiation (03CH01-SZ)
Amplifier	HP	8447F	3113A04622	9kHz~1300MHz / 30 dB	Aug. 07, 2015	Jan. 19, 2016	Aug. 06, 2016	Radiation (03CH01-SZ)
Amplifier	MITEQ	AMF-7D-00101800-30-10P-R	1889561	1GHz~18GHz	Oct. 20, 2015	Jan. 19, 2016	Oct. 19, 2015	Radiation (03CH01-SZ)
Amplifier	Yiai	AV3860B	04030	2GHz~26.5GHz	May 05, 2015	Jan. 19, 2016	May 04, 2016	Radiation (03CH01-SZ)
AC Power Source	Chroma	61601	616010001985	N/A	NCR	Jan. 19, 2016	NCR	Radiation (03CH01-SZ)
Turn Table	EM	EM1000	N/A	0~360 degree	NCR	Jan. 19, 2016	NCR	Radiation (03CH01-SZ)
Antenna Mast	EM	EM1000	N/A	1 m~4 m	NCR	Jan. 19, 2016	NCR	Radiation (03CH01-SZ)
EMI Test Receiver	R&S	ESR7	101404	9kHz~7GHz; Max 30dBm	Oct. 20, 2015	Jan. 18, 2016	Oct. 19, 2016	Conduction (CO01-SZ)
AC LISN	EMCO	3816/2SH	00103892	9kHz~30MHz	Jan. 12, 2016	Jan. 18, 2016	Jan. 11, 2017	Conduction (CO01-SZ)
AC LISN (for auxiliary equipment)	MessTec	3816/2SH	00103912	9kHz~30MHz	Jan. 12, 2016	Jan. 18, 2016	Jan. 11, 2017	Conduction (CO01-SZ)
AC Power Source	Chroma	61602	616020000891	100Vac~250Vac	Aug. 07, 2015	Jan. 18, 2016	Aug. 06, 2016	Conduction (CO01-SZ)
Pulse Limiter	COM-POWER	LIT-153 Transient Limiter	53139	150kHz~30MHz	Oct. 20, 2015	Jan. 18, 2016	Oct. 19, 2016	Conduction (CO01-SZ)

5 Uncertainty of Evaluation

Uncertainty of Conducted Emission Measurement (150kHz ~ 30MHz)

Measuring Uncertainty for a Level of Confidence of 95% (U = 2Uc(y))	2.3 dB

Uncertainty of Radiated Emission Measurement (30 MHz ~ 1000 MHz)

Measuring Uncertainty for a Level of Confidence of 95% (U = 2Uc(y))	4.8 dB

Appendix A. Conducted Test Results

Report Number : FR611301

Test Engineer:	Mygai Mo	Temperature:	21~25	°C
Test Date:	2016/1/18~2016/1/24	Relative Humidity:	51~54	%

TEST RESULTS DATA
6dB and 99% Occupied Bandwidth

2.4GHz Band										
Mod.	Data Rate	NTX	CH.	Freq. (MHz)	99% Occupied BW (MHz)		6dB BW (MHz)		6dB BW Limit (MHz)	Pass/Fail
					Ant 1	Ant 2	Ant 1	Ant 2		
11b	1Mbps	1	1	2412	13.59	13.64	10.03	10.03	0.50	Pass
11b	1Mbps	1	6	2437	13.64	13.64	10.03	10.05	0.50	Pass
11b	1Mbps	1	11	2462	13.59	13.59	10.03	10.03	0.50	Pass
11g	6Mbps	1	1	2412	16.63	16.53	15.11	15.11	0.50	Pass
11g	6Mbps	1	6	2437	16.53	16.58	15.09	15.09	0.50	Pass
11g	6Mbps	1	11	2462	16.58	16.48	15.11	15.09	0.50	Pass
HT20	MCS0	1	1	2412	17.48	17.48	15.11	15.11	0.50	Pass
HT20	MCS0	1	6	2437	17.58	17.78	15.09	15.09	0.50	Pass
HT20	MCS0	1	11	2462	17.43	17.48	15.09	15.09	0.50	Pass
HT40	MCS0	1	3	2422	35.86	35.76	33.77	33.81	0.50	Pass
HT40	MCS0	1	6	2437	35.96	35.86	33.85	33.81	0.50	Pass
HT40	MCS0	1	9	2452	35.86	35.86	33.85	32.61	0.50	Pass
11b	1Mbps	2	1	2412	13.64	13.64	9.55	9.55	0.50	Pass
11b	1Mbps	2	6	2437	13.59	13.54	9.57	9.55	0.50	Pass
11b	1Mbps	2	11	2462	13.49	13.74	9.53	10.03	0.50	Pass
11g	6Mbps	2	1	2412	16.63	16.48	15.09	15.09	0.50	Pass
11g	6Mbps	2	6	2437	16.63	16.63	15.07	15.09	0.50	Pass
11g	6Mbps	2	11	2462	16.63	16.48	15.09	15.07	0.50	Pass
HT20	MCS0	2	1	2412	17.43	17.43	15.09	15.09	0.50	Pass
HT20	MCS0	2	6	2437	17.58	17.43	15.07	15.05	0.50	Pass
HT20	MCS0	2	11	2462	17.38	17.38	15.09	15.07	0.50	Pass
HT40	MCS0	2	3	2422	35.76	35.86	33.77	33.73	0.50	Pass
HT40	MCS0	2	6	2437	35.86	35.76	33.77	32.57	0.50	Pass
HT40	MCS0	2	9	2452	35.86	35.96	33.81	31.33	0.50	Pass

Report Number : FR611301

TEST RESULTS DATA
Average Output Power

2.4GHz Band																
Mod.	Data Rate	NTX	CH.	Freq. (MHz)	Duty Factor (dB)		Average Conducted Power (dBm)			DG (dBi)		EIRP Power (dBm)		EIRP Power Limit (dBm)		Pass /Fail
					Ant 1	Ant 2	Ant 1	Ant 2	SUM	Ant 1	Ant 2	Ant 1	Ant 2	Ant 1	Ant 2	
11b	1Mbps	1	1	2412	0.01	0.02	23.24	23.78		7.50	7.50	30.74	31.28	36.00	36.00	Pass
11b	1Mbps	1	6	2437	0.01	0.02	24.46	23.05		7.50	7.50	31.96	30.55	36.00	36.00	Pass
11b	1Mbps	1	11	2462	0.01	0.02	21.20	22.06		7.50	7.50	28.70	29.56	36.00	36.00	Pass
11g	6Mbps	1	1	2412	0.11	0.12	18.13	18.55		7.50	7.50	25.63	26.05	36.00	36.00	Pass
11g	6Mbps	1	6	2437	0.11	0.12	26.87	26.28		7.50	7.50	34.37	33.78	36.00	36.00	Pass
11g	6Mbps	1	11	2462	0.11	0.12	16.12	17.43		7.50	7.50	23.62	24.93	36.00	36.00	Pass
HT20	MCS0	1	1	2412	0.12	0.12	17.80	19.49		7.50	7.50	25.30	26.99	36.00	36.00	Pass
HT20	MCS0	1	6	2437	0.12	0.12	28.10	28.01		7.50	7.50	35.60	35.51	36.00	36.00	Pass
HT20	MCS0	1	11	2462	0.12	0.12	16.85	19.77		7.50	7.50	24.35	27.27	36.00	36.00	Pass
HT40	MCS0	1	3	2422	0.19	0.17	12.92	15.84		7.50	7.50	20.42	23.34	36.00	36.00	Pass
HT40	MCS0	1	6	2437	0.19	0.17	18.08	19.86		7.50	7.50	25.58	27.36	36.00	36.00	Pass
HT40	MCS0	1	9	2452	0.19	0.17	12.51	15.20		7.50	7.50	20.01	22.70	36.00	36.00	Pass
11b	1Mbps	2	1	2412	0.02	0.02	22.12	22.36	25.25	7.50		32.75		36.00		Pass
11b	1Mbps	2	6	2437	0.02	0.02	24.25	24.86	27.57	7.50		35.07		36.00		Pass
11b	1Mbps	2	11	2462	0.02	0.02	20.19	20.34	23.27	7.50		30.77		36.00		Pass
11g	6Mbps	2	1	2412	0.10	0.11	17.58	17.38	20.49	7.50		27.99		36.00		Pass
11g	6Mbps	2	6	2437	0.10	0.11	24.86	24.26	27.58	7.50		35.08		36.00		Pass
11g	6Mbps	2	11	2462	0.10	0.11	18.46	18.14	21.31	7.50		28.81		36.00		Pass
HT20	MCS0	2	1	2412	0.11	0.12	16.12	16.41	19.28	7.50		26.78		36.00		Pass
HT20	MCS0	2	6	2437	0.11	0.12	25.65	25.25	28.46	7.50		35.96		36.00		Pass
HT20	MCS0	2	11	2462	0.11	0.12	16.16	16.56	19.37	7.50		26.87		36.00		Pass
HT40	MCS0	2	3	2422	0.18	0.18	14.18	14.83	17.53	7.50		25.03		36.00		Pass
HT40	MCS0	2	6	2437	0.18	0.18	18.33	18.63	21.49	7.50		28.99		36.00		Pass
HT40	MCS0	2	9	2452	0.18	0.18	11.64	11.60	14.63	7.50		22.13		36.00		Pass

Note: Measured power (dBm) has offset with cable loss.

Report Number : FR611301

TEST RESULTS DATA
Average Power Spectral Density

2.4GHz Band												
Mod.	Data Rate	NTX	CH.	Freq. (MHz)	AVG PSD (dBm/3kHz)			DG (dBi)		AVG PSD Limit (dBm/3kHz)		Pass/Fail
					Ant 1	Ant 2	Worse + 3.01	Ant 1	Ant 2	Ant 1	Ant 2	
11b	1Mbps	1	1	2412	-1.92	-0.51	-	7.50	7.50	6.50	6.50	Pass
11b	1Mbps	1	6	2437	-0.78	-1.59		7.50	7.50	6.50	6.50	Pass
11b	1Mbps	1	11	2462	-3.66	-2.61		7.50	7.50	6.50	6.50	Pass
11g	6Mbps	1	1	2412	-6.69	-5.85		7.50	7.50	6.50	6.50	Pass
11g	6Mbps	1	6	2437	1.54	0.74		7.50	7.50	6.50	6.50	Pass
11g	6Mbps	1	11	2462	-8.61	-6.86		7.50	7.50	6.50	6.50	Pass
HT20	MCS0	1	1	2412	-6.40	-5.77		7.50	7.50	6.50	6.50	Pass
HT20	MCS0	1	6	2437	2.39	2.91		7.50	7.50	6.50	6.50	Pass
HT20	MCS0	1	11	2462	-8.07	-4.79		7.50	7.50	6.50	6.50	Pass
HT40	MCS0	1	3	2422	-15.10	-12.65		7.50	7.50	6.50	6.50	Pass
HT40	MCS0	1	6	2437	-10.12	-9.40		7.50	7.50	6.50	6.50	Pass
HT40	MCS0	1	9	2452	-17.28	-12.29		7.50	7.50	6.50	6.50	Pass
11b	1Mbps	2	1	2412	-1.66	-2.28	1.35	10.51		3.49		Pass
11b	1Mbps	2	6	2437	-0.05	0.43	3.44	10.51		3.49		Pass
11b	1Mbps	2	11	2462	-4.55	-4.59	-1.54	10.51		3.49		Pass
11g	6Mbps	2	1	2412	-7.61	-7.82	-4.60	10.51		3.49		Pass
11g	6Mbps	2	6	2437	-0.98	-1.47	2.03	10.51		3.49		Pass
11g	6Mbps	2	11	2462	-6.52	-7.30	-3.51	10.51		3.49		Pass
HT20	MCS0	2	1	2412	-9.89	-9.57	-6.56	10.51		3.49		Pass
HT20	MCS0	2	6	2437	0.18	-0.25	3.19	10.51		3.49		Pass
HT20	MCS0	2	11	2462	-8.96	-10.57	-5.95	10.51		3.49		Pass
HT40	MCS0	2	3	2422	-13.78	-14.07	-10.77	10.51		3.49		Pass
HT40	MCS0	2	6	2437	-10.25	-9.98	-6.97	10.51		3.49		Pass
HT40	MCS0	2	9	2452	-18.17	-17.37	-14.36	10.51		3.49		Pass

Measured power density (dBm) has offset with cable loss.

Appendix B. Radiated Spurious Emission

15C 2.4GHz 2400~2483.5MHz

WIFI 802.11b (Band Edge @ 3m)

WIFI	Note	Frequency	Level	Over	Limit	Read	Antenna	Cable	Preamp	Ant	Table	Peak	Pol.
Ant.				Limit	Line	Level	Factor	Loss	Factor	Pos	Pos	Avg.	
1		(MHz)	(dBμV/m)	(dB)	(dBμV/m)	(dBμV)	(dB/m)	(dB)	(dB)	(cm)	(deg)	(P/A)	(H/V)
802.11b CH 01 2412MHz		2312.88	52.18	-21.82	74	55.62	26.96	4.7	35.1	159	360	P	H
	*	2386.41	42.13	-11.87	54	45.11	27.25	4.79	35.02	159	360	A	H
	*	2412	104.8	-	-	107.67	27.31	4.82	35	159	360	P	H
		2412	101.77	-	-	104.64	27.31	4.82	35	159	360	A	H
		2387.04	61.66	-12.34	74	64.64	27.25	4.79	35.02	150	180	P	V
		2386.05	52.02	-1.98	54	55	27.25	4.79	35.02	150	180	A	V
	*	2412	113.82	-	-	116.69	27.31	4.82	35	150	180	P	V
	*	2412	110.79	-	-	113.66	27.31	4.82	35	150	180	A	V
802.11b CH 06 2437MHz		2373.27	50.86	-23.14	74	53.9	27.19	4.79	35.02	181	198	P	H
		2389.56	38.76	-15.24	54	41.74	27.25	4.79	35.02	181	198	A	H
	*	2437	103.63	-	-	106.36	27.42	4.82	34.97	181	198	P	H
	*	2437	100.62	-	-	103.35	27.42	4.82	34.97	181	198	A	H
		2487.04	54.15	-19.85	74	56.68	27.54	4.85	34.92	181	198	P	H
		2485.24	40.68	-13.32	54	43.21	27.54	4.85	34.92	181	198	A	H
		2336.91	66.13	-7.87	74	69.39	27.07	4.74	35.07	150	145	P	V
		2388.21	46.45	-7.55	54	49.43	27.25	4.79	35.02	150	145	A	V
	*	2437	115.99	-	-	118.72	27.42	4.82	34.97	150	145	P	V
	*	2437	112.23	-	-	114.96	27.42	4.82	34.97	150	145	A	V
		2487.36	64.48	-9.52	74	67.01	27.54	4.85	34.92	150	145	P	V
		2486.04	49.24	-4.76	54	51.77	27.54	4.85	34.92	150	145	A	V

802.11b CH 11 2462MHz	*	2462	101.56	-	-	104.18	27.48	4.85	34.95	170	147	P	H
	*	2462	98.49	-	-	101.11	27.48	4.85	34.95	170	147	A	H
		2483.92	51.96	-22.04	74	54.49	27.54	4.85	34.92	170	147	P	H
		2483.52	40.96	-13.04	54	43.49	27.54	4.85	34.92	170	147	A	H
	*	2462	114.33	-	-	116.95	27.48	4.85	34.95	187	274	P	V
	*	2462	111.33	-	-	113.95	27.48	4.85	34.95	187	274	A	V
		2483.6	61.39	-12.61	74	63.92	27.54	4.85	34.92	187	274	P	V
		2483.68	53.63	-0.37	54	56.16	27.54	4.85	34.92	187	274	A	V
Remark	1. No other spurious found. 2. All results are PASS against Peak and Average limit line.												

15C 2.4GHz 2400~2483.5MHz

WIFI 802.11b (Harmonic @ 3m)

WIFI Ant. 1	Note	Frequency (MHz)	Level (dBμV/m)	Over Limit (dB)	Limit Line (dBμV/m)	Read Level (dBμV)	Antenna Factor (dB/m)	Cable Loss (dB)	Preamp Factor (dB)	Ant Pos (cm)	Table Pos (deg)	Peak Avg. (P/A)	Pol. (H/V)
802.11b CH 01 2412MHz		4824	50.44	-23.56	74	70.81	31.05	6.97	58.39	250	0	P	H
		4824	54.73	-19.27	74	75.1	31.05	6.97	58.39	155	174	P	V
		4824	52.12	-1.88	54	72.49	31.05	6.97	58.39	155	174	A	V
802.11b CH 06 2437MHz		4874	53.21	-20.79	74	73.76	31.12	6.99	58.66	250	239	P	H
		4874	50.37	-3.63	54	70.92	31.12	6.99	58.66	250	239	A	H
		7311	53.05	-20.95	74	67.49	35.96	8.22	58.62	250	233	P	H
		7311	49.06	-4.94	54	63.5	35.96	8.22	58.62	250	233	A	H
		4874	55.31	-18.69	74	75.86	31.12	6.99	58.66	250	195	P	V
		4874	52.98	-1.02	54	73.53	31.12	6.99	58.66	250	195	A	V
		7311	53.89	-20.11	74	68.33	35.96	8.22	58.62	188	184	P	V
		7311	47.72	-6.28	54	62.16	35.96	8.22	58.62	188	184	A	V
802.11b CH 11 2462MHz		4924	48.72	-25.28	74	69.05	31.19	7	58.52	250	0	P	H
		7386	49.14	-24.86	74	63.33	36.08	8.27	58.54	150	0	P	H
		4924	50.37	-23.63	74	70.7	31.19	7	58.52	250	0	P	V
		7386	50.73	-23.27	74	64.92	36.08	8.27	58.54	250	0	P	V
Remark	1. No other spurious found. 2. All results are PASS against Peak and Average limit line.												

15C 2.4GHz 2400~2483.5MHz

WIFI 802.11g (Band Edge @ 3m)

WIFI Ant. 1	Note	Frequency (MHz)	Level (dBμV/m)	Over Limit (dB)	Limit Line (dBμV/m)	Read Level (dBμV)	Antenna Factor (dB/m)	Cable Loss (dB)	Preamp Factor (dB)	Ant Pos (cm)	Table Pos (deg)	Peak Avg. (P/A)	Pol. (H/V)
802.11g CH 01 2412MHz		2389.91	51.69	-22.31	74	54.65	27.25	4.79	35	163	38	P	H
		2389.91	40.75	-13.25	54	43.71	27.25	4.79	35	163	38	A	H
	*	2412	101.4	-	-	104.27	27.31	4.82	35	163	38	P	H
	*	2412	92.74	-	-	95.61	27.31	4.82	35	163	38	A	H
		2389.56	64.27	-9.73	74	67.25	27.25	4.79	35.02	150	177	P	V
		2389.91	51.84	-2.16	54	54.8	27.25	4.79	35	150	177	A	V
	*	2412	116.53	-	-	119.4	27.31	4.82	35	150	177	P	V
	*	2412	107.82	-	-	110.69	27.31	4.82	35	150	177	A	V
802.11g CH 06 2437MHz		2389.47	52.42	-21.58	74	55.4	27.25	4.79	35.02	174	149	P	H
		2389.38	40.35	-13.65	54	43.33	27.25	4.79	35.02	174	149	A	H
	*	2437	111.42	-	-	114.15	27.42	4.82	34.97	174	149	P	H
	*	2437	102.52	-	-	105.25	27.42	4.82	34.97	174	149	A	H
		2484.36	55.74	-18.26	74	58.27	27.54	4.85	34.92	174	149	P	H
		2483.68	41.82	-12.18	54	44.35	27.54	4.85	34.92	174	149	A	H
		2337.54	66.28	-7.72	74	69.54	27.07	4.74	35.07	150	145	P	V
		2389.92	51.03	-2.97	54	53.99	27.25	4.79	35	150	145	A	V
	*	2437	118.95	-	-	121.68	27.42	4.82	34.97	150	145	P	V
	*	2437	109.9	-	-	112.63	27.42	4.82	34.97	150	145	A	V
		2483.56	67.79	-6.21	74	70.32	27.54	4.85	34.92	150	145	P	V
		2484.36	53.16	-0.84	54	55.69	27.54	4.85	34.92	150	145	A	V

802.11g CH 11 2462MHz	*	2462	100.04	-	-	102.66	27.48	4.85	34.95	159	224	P	H
	*	2462	91.51	-	-	94.13	27.48	4.85	34.95	159	224	A	H
		2484.72	53.13	-20.87	74	55.66	27.54	4.85	34.92	159	224	P	H
		2483.8	40.55	-13.45	54	43.08	27.54	4.85	34.92	159	224	A	H
	*	2462	115.79	-	-	118.41	27.48	4.85	34.95	175	315	P	V
	*	2462	107.14	-	-	109.76	27.48	4.85	34.95	175	315	A	V
		2485.28	68.64	-5.36	74	71.17	27.54	4.85	34.92	175	315	P	V
		2483.52	52.82	-1.18	54	55.35	27.54	4.85	34.92	175	315	A	V
Remark	1. No other spurious found. 2. All results are PASS against Peak and Average limit line.												

15C 2.4GHz 2400~2483.5MHz

WIFI 802.11g (Harmonic @ 3m)

WIFI Ant. 1	Note	Frequency (MHz)	Level (dBμV/m)	Over Limit (dB)	Limit Line (dBμV/m)	Read Level (dBμV)	Antenna Factor (dB/m)	Cable Loss (dB)	Preamp Factor (dB)	Ant Pos (cm)	Table Pos (deg)	Peak Avg. (P/A)	Pol. (H/V)
802.11g CH 01 2412MHz		4824	43.76	-30.24	74	64.13	31.05	6.97	58.39	250	0	P	H
		4824	46.55	-27.45	74	66.92	31.05	6.97	58.39	250	0	P	V
802.11g CH 06 2437MHz		4874	46.67	-27.33	74	67.22	31.12	6.99	58.66	250	0	P	H
		7311	57.78	-16.22	74	72.22	35.96	8.22	58.62	250	271	P	H
		7311	46.93	-7.07	54	61.37	35.96	8.22	58.62	250	271	A	H
		4874	50.37	-23.63	74	70.92	31.12	6.99	58.66	250	0	P	V
		7311	59.13	-14.87	74	73.57	35.96	8.22	58.62	250	352	P	V
		7311	47.48	-6.52	54	61.92	35.96	8.22	58.62	250	352	A	V
802.11g CH 11 2462MHz		4924	43.5	-30.5	74	63.83	31.19	7	58.52	250	0	P	H
		7386	44.83	-29.17	74	59.02	36.08	8.27	58.54	150	0	P	H
		4924	43.69	-30.31	74	64.02	31.19	7	58.52	250	0	P	V
		7386	45.56	-28.44	74	59.75	36.08	8.27	58.54	150	0	P	V
Remark	1. No other spurious found. 2. All results are PASS against Peak and Average limit line.												

15C 2.4GHz 2400~2483.5MHz

WIFI 802.11n HT20 (Band Edge @ 3m)

WIFI Ant. 1	Note	Frequency (MHz)	Level (dBµV/m)	Over Limit (dB)	Limit Line (dBµV/m)	Read Level (dBµV)	Antenna Factor (dB/m)	Cable Loss (dB)	Preamp Factor (dB)	Ant Pos (cm)	Table Pos (deg)	Peak Avg. (P/A)	Pol. (H/V)
802.11n HT20 CH 01 2412MHz		2389.11	51.47	-22.53	74	54.45	27.25	4.79	35.02	157	40	P	H
		2389.92	41.65	-12.35	54	44.61	27.25	4.79	35	157	40	A	H
	*	2412	101.66	-	-	104.53	27.31	4.82	35	157	40	P	H
	*	2412	92.18	-	-	95.05	27.31	4.82	35	157	40	A	H
		2389.29	64.5	-9.5	74	67.48	27.25	4.79	35.02	150	179	P	V
		2389.91	52.85	-1.15	54	55.81	27.25	4.79	35	150	179	A	V
	*	2412	115.91	-	-	118.78	27.31	4.82	35	150	179	P	V
	*	2412	107.23	-	-	110.1	27.31	4.82	35	150	179	A	V
802.11n HT20 CH 06 2437MHz		2338.8	52.97	-21.03	74	56.21	27.07	4.74	35.05	204	149	P	H
		2389.74	40.62	-13.38	54	43.6	27.25	4.79	35.02	204	149	A	H
	*	2437	111.34	-	-	114.07	27.42	4.82	34.97	204	149	P	H
	*	2437	102.5	-	-	105.23	27.42	4.82	34.97	204	149	A	H
		2487.2	54.71	-19.29	74	57.24	27.54	4.85	34.92	204	149	P	H
		2483.6	42.06	-11.94	54	44.59	27.54	4.85	34.92	204	149	A	H
		2341.23	66.27	-7.73	74	69.51	27.07	4.74	35.05	167	355	P	V
		2389.02	53.75	-0.25	54	56.73	27.25	4.79	35.02	167	355	A	V
	*	2437	119.42	-	-	122.15	27.42	4.82	34.97	167	355	P	V
	*	2437	109.88	-	-	112.61	27.42	4.82	34.97	167	355	A	V
		2490.2	67.86	-6.14	74	70.29	27.6	4.89	34.92	167	355	P	V
		2484.4	53.99	-0.01	54	56.52	27.54	4.85	34.92	167	355	A	V

802.11n HT20 CH 11 2462MHz	*	2462	100.83	-	-	103.45	27.48	4.85	34.95	190	154	P	H
	*	2462	91.89	-	-	94.51	27.48	4.85	34.95	190	154	A	H
		2483.8	51.15	-22.85	74	53.68	27.54	4.85	34.92	190	154	P	H
		2483.52	41.27	-12.73	54	43.8	27.54	4.85	34.92	190	154	A	H
	*	2462	116.46	-	-	119.08	27.48	4.85	34.95	175	360	P	V
	*	2462	107.7	-	-	110.32	27.48	4.85	34.95	175	360	A	V
		2483.92	65.61	-8.39	74	68.14	27.54	4.85	34.92	175	360	P	V
		2483.52	53.38	-0.62	54	55.91	27.54	4.85	34.92	175	360	A	V
Remark	1. No other spurious found. 2. All results are PASS against Peak and Average limit line.												

15C 2.4GHz 2400~2483.5MHz

WIFI 802.11n HT20 (Harmonic @ 3m)

WIFI Ant. 1	Note	Frequency (MHz)	Level (dBμV/m)	Over Limit (dB)	Limit Line (dBμV/m)	Read Level (dBμV)	Antenna Factor (dB/m)	Cable Loss (dB)	Preamp Factor (dB)	Ant Pos (cm)	Table Pos (deg)	Peak Avg. (P/A)	Pol. (H/V)
802.11n HT20 CH 01 2412MHz		4824	45.47	-28.53	74	65.84	31.05	6.97	58.39	250	0	P	H
		4824	45.25	-28.75	74	65.62	31.05	6.97	58.39	250	0	P	V
802.11n HT20 CH 06 2437MHz		4874	54.15	-19.85	74	74.7	31.12	6.99	58.66	250	95	P	H
		4874	38.09	-15.91	54	58.64	31.12	6.99	58.66	250	95	A	H
		7311	60.32	-13.68	74	74.76	35.96	8.22	58.62	250	280	P	H
		7311	48.1	-5.9	54	62.54	35.96	8.22	58.62	250	280	A	H
		4874	56.9	-17.1	74	77.45	31.12	6.99	58.66	250	9	P	V
		4874	42.91	-11.09	54	63.46	31.12	6.99	58.66	250	9	A	V
		7311	61.45	-12.55	74	75.89	35.96	8.22	58.62	240	353	P	V
		7311	49.97	-4.03	54	64.41	35.96	8.22	58.62	240	353	A	V
802.11n HT20 CH 11 2462MHz		4924	44.36	-29.64	74	64.69	31.19	7	58.52	250	0	P	H
		7386	47.54	-26.46	74	61.73	36.08	8.27	58.54	150	0	P	H
		4924	43.93	-30.07	74	64.26	31.19	7	58.52	250	0	P	V
		7386	45.78	-28.22	74	59.97	36.08	8.27	58.54	150	0	P	V
Remark	1. No other spurious found. 2. All results are PASS against Peak and Average limit line.												

15C 2.4GHz 2400~2483.5MHz

WIFI 802.11n HT40 (Band Edge @ 3m)

WIFI Ant. 1	Note	Frequency (MHz)	Level (dBμV/m)	Over Limit (dB)	Limit Line (dBμV/m)	Read Level (dBμV)	Antenna Factor (dB/m)	Cable Loss (dB)	Preamp Factor (dB)	Ant Pos (cm)	Table Pos (deg)	Peak Avg. (P/A)	Pol. (H/V)
802.11n HT40 CH 03 2422MHz		2387.13	52.19	-21.81	74	55.17	27.25	4.79	35.02	150	360	P	H
		2389.65	42.13	-11.87	54	45.11	27.25	4.79	35.02	150	360	A	H
	*	2422	94.86	-	-	97.64	27.37	4.82	34.97	150	360	P	H
	*	2422	85.78	-	-	88.56	27.37	4.82	34.97	150	360	A	H
		2493	51.02	-22.98	74	53.43	27.6	4.89	34.9	150	360	P	H
		2497.88	40.1	-13.9	54	42.51	27.6	4.89	34.9	150	360	A	H
		2387.85	63.93	-10.07	74	66.91	27.25	4.79	35.02	150	157	P	V
		2389.83	52.91	-1.09	54	55.87	27.25	4.79	35	150	157	A	V
	*	2422	110.95	-	-	113.73	27.37	4.82	34.97	150	157	P	V
	*	2422	102	-	-	104.78	27.37	4.82	34.97	150	157	A	V
		2483.6	61.43	-12.57	74	63.96	27.54	4.85	34.92	150	157	P	V
		2489.36	47.51	-6.49	54	49.94	27.6	4.89	34.92	150	157	A	V
802.11n HT40 CH 06 2437MHz		2372.01	49.85	-24.15	74	52.89	27.19	4.79	35.02	175	145	P	H
		2389.65	40.14	-13.86	54	43.12	27.25	4.79	35.02	175	145	A	H
	*	2437	99.3	-	-	102.03	27.42	4.82	34.97	175	145	P	H
	*	2437	90.66	-	-	93.39	27.42	4.82	34.97	175	145	A	H
		2487.6	51.95	-22.05	74	54.42	27.6	4.85	34.92	175	145	P	H
		2486.32	40.88	-13.12	54	43.41	27.54	4.85	34.92	175	145	A	H
		2389.83	61.6	-12.4	74	64.56	27.25	4.79	35	180	263	P	V
		2389.92	51.4	-2.6	54	54.36	27.25	4.79	35	180	263	A	V
	*	2437	115.11	-	-	117.84	27.42	4.82	34.97	180	263	P	V
	*	2437	106.37	-	-	109.1	27.42	4.82	34.97	180	263	A	V
		2484.84	62.94	-11.06	74	65.47	27.54	4.85	34.92	180	263	P	V
		2483.52	52.33	-1.67	54	54.86	27.54	4.85	34.92	180	263	A	V

802.11n HT40 CH 09 2452MHz		2388.93	50.69	-23.31	74	53.67	27.25	4.79	35.02	150	151	P	H
		2357.25	39.83	-14.17	54	43.01	27.13	4.74	35.05	150	151	A	H
	*	2452	92.04	-	-	94.72	27.42	4.85	34.95	150	151	P	H
	*	2452	83.38	-	-	86.06	27.42	4.85	34.95	150	151	A	H
		2486.24	51.91	-22.09	74	54.44	27.54	4.85	34.92	150	151	P	H
		2486.44	41.37	-12.63	54	43.9	27.54	4.85	34.92	150	151	A	H
		2347.71	56.91	-17.09	74	60.15	27.07	4.74	35.05	171	322	P	V
		2346.63	47.26	-6.74	54	50.5	27.07	4.74	35.05	171	322	A	V
	*	2452	110.14	-	-	112.82	27.42	4.85	34.95	171	322	P	V
	*	2452	101.47	-	-	104.15	27.42	4.85	34.95	171	322	A	V
		2488.4	64.79	-9.21	74	67.22	27.6	4.89	34.92	171	322	P	V
		2486.24	53.29	-0.71	54	55.82	27.54	4.85	34.92	171	322	A	V
Remark	1. No other spurious found. 2. All results are PASS against Peak and Average limit line.												

15C 2.4GHz 2400~2483.5MHz

WIFI 802.11n HT40 (Harmonic @ 3m)

WIFI Ant. 1	Note	Frequency (MHz)	Level (dBμV/m)	Over Limit (dB)	Limit Line (dBμV/m)	Read Level (dBμV)	Antenna Factor (dB/m)	Cable Loss (dB)	Preamp Factor (dB)	Ant Pos (cm)	Table Pos (deg)	Peak Avg. (P/A)	Pol. (H/V)
802.11n HT40 CH 03 2422MHz		4844	38.5	-35.5	74	58.94	31.07	6.97	58.48	250	0	P	H
		7266	45.86	-28.14	74	60.29	35.91	8.19	58.53	150	0	P	H
		4844	40.14	-33.86	74	60.58	31.07	6.97	58.48	250	0	P	V
		7266	45.62	-28.38	74	60.05	35.91	8.19	58.53	150	0	P	V
802.11n HT40 CH 06 2437MHz		4874	40.54	-33.46	74	61.09	31.12	6.99	58.66	250	0	P	H
		7311	45.12	-28.88	74	59.56	35.96	8.22	58.62	150	0	P	H
		4874	42.33	-31.67	74	62.88	31.12	6.99	58.66	250	0	P	V
		7311	46.07	-27.93	74	60.51	35.96	8.22	58.62	150	0	P	V
802.11n HT40 CH 09 2452MHz		4904	39.93	-34.07	74	60.4	31.17	7	58.64	250	0	P	H
		7356	45.5	-28.5	74	59.79	36.03	8.25	58.57	150	0	P	H
		4904	39.17	-34.83	74	59.64	31.17	7	58.64	250	0	P	V
		7356	44.73	-29.27	74	59.02	36.03	8.25	58.57	150	0	P	V
Remark	1. No other spurious found. 2. All results are PASS against Peak and Average limit line.												

15C 2.4GHz 2400~2483.5MHz

WIFI 802.11b (Band Edge @ 3m)

WIFI Ant. 2	Note	Frequency (MHz)	Level (dBμV/m)	Over Limit (dB)	Limit Line (dBμV/m)	Read Level (dBμV)	Antenna Factor (dB/m)	Cable Loss (dB)	Preamp Factor (dB)	Ant Pos (cm)	Table Pos (deg)	Peak Avg. (P/A)	Pol. (H/V)
802.11b CH 01 2412MHz		2384.88	50.63	-23.37	74	53.67	27.19	4.79	35.02	150	269	P	H
		2386.68	39.69	-14.31	54	42.67	27.25	4.79	35.02	150	269	A	H
	*	2412	101.59	-	-	104.46	27.31	4.82	35	150	269	P	H
	*	2412	98.6	-	-	101.47	27.31	4.82	35	150	269	A	H
		2361.75	63.45	-10.55	74	66.63	27.13	4.74	35.05	150	47	P	V
		2386.23	52.6	-1.4	54	55.58	27.25	4.79	35.02	150	47	A	V
	*	2412	113.91	-	-	116.78	27.31	4.82	35	150	47	P	V
	*	2412	110.84	-	-	113.71	27.31	4.82	35	150	47	A	V
802.11b CH 06 2437MHz		2389.38	51.89	-22.11	74	54.87	27.25	4.79	35.02	163	10	P	H
		2388.48	39.83	-14.17	54	42.81	27.25	4.79	35.02	163	10	A	H
	*	2437	103.05	-	-	105.78	27.42	4.82	34.97	163	10	P	H
	*	2437	100.03	-	-	102.76	27.42	4.82	34.97	163	10	A	H
		2484.48	51.14	-22.86	74	53.67	27.54	4.85	34.92	163	10	P	H
		2486.32	39.43	-14.57	54	41.96	27.54	4.85	34.92	163	10	A	H
		2388.93	63.63	-10.37	74	66.61	27.25	4.79	35.02	172	71	P	V
		2388.48	50.62	-3.38	54	53.6	27.25	4.79	35.02	172	71	A	V
	*	2437	114.03	-	-	116.76	27.42	4.82	34.97	172	71	P	V
	*	2437	111.06	-	-	113.79	27.42	4.82	34.97	172	71	A	V
		2488.12	61.99	-12.01	74	64.46	27.6	4.85	34.92	172	71	P	V
		2485.76	49.1	-4.9	54	51.63	27.54	4.85	34.92	172	71	A	V

802.11b CH 11 2462MHz	*	2462	102.39	-	-	105.01	27.48	4.85	34.95	185	10	P	H
	*	2462	99.45	-	-	102.07	27.48	4.85	34.95	185	10	A	H
		2487.56	51.94	-22.06	74	54.41	27.6	4.85	34.92	185	10	P	H
		2483.52	41.24	-12.76	54	43.77	27.54	4.85	34.92	185	10	A	H
	*	2462	114.18	-	-	116.8	27.48	4.85	34.95	150	82	P	V
	*	2462	111.19	-	-	113.81	27.48	4.85	34.95	150	82	A	V
		2483.68	61.62	-12.38	74	64.15	27.54	4.85	34.92	150	82	P	V
		2483.6	52.85	-1.15	54	55.38	27.54	4.85	34.92	150	82	A	V
Remark	1. No other spurious found. 2. All results are PASS against Peak and Average limit line.												

15C 2.4GHz 2400~2483.5MHz

WIFI 802.11b (Harmonic @ 3m)

WIFI Ant. 2	Note	Frequency (MHz)	Level (dBμV/m)	Over Limit (dB)	Limit Line (dBμV/m)	Read Level (dBμV)	Antenna Factor (dB/m)	Cable Loss (dB)	Preamp Factor (dB)	Ant Pos (cm)	Table Pos (deg)	Peak Avg. (P/A)	Pol. (H/V)
802.11b CH 01 2412MHz		4824	52.31	-21.69	74	72.68	31.05	6.97	58.39	150	202	P	H
		4824	49.86	-4.14	54	70.23	31.05	6.97	58.39	150	202	A	H
		4824	54.88	-19.12	74	75.25	31.05	6.97	58.39	150	290	P	V
		4824	53.47	-0.53	54	73.84	31.05	6.97	58.39	150	290	A	V
802.11b CH 06 2437MHz		4874	49.18	-24.82	74	69.73	31.12	6.99	58.66	250	0	P	H
		7311	48.79	-25.21	74	63.23	35.96	8.22	58.62	150	0	P	H
		4874	54.04	-19.96	74	74.59	31.12	6.99	58.66	250	88	P	V
		4874	53.04	-0.96	54	73.59	31.12	6.99	58.66	250	88	A	V
		7311	53.1	-20.9	74	67.54	35.96	8.22	58.62	250	122	P	V
		7311	45.3	-8.7	54	59.74	35.96	8.22	58.62	250	122	A	V
802.11b CH 11 2462MHz		4924	49.75	-24.25	74	70.08	31.19	7	58.52	250	0	P	H
		7386	48.69	-25.31	74	62.88	36.08	8.27	58.54	150	0	P	H
		4924	54.03	-19.97	74	74.36	31.19	7	58.52	160	262	P	V
		4924	52.38	-1.62	54	72.71	31.19	7	58.52	160	262	A	V
		7386	51.78	-22.22	74	65.97	36.08	8.27	58.54	250	119	P	V
		7386	46.44	-7.56	54	60.63	36.08	8.27	58.54	250	119	A	V
Remark	1. No other spurious found. 2. All results are PASS against Peak and Average limit line.												

15C 2.4GHz 2400~2483.5MHz

WIFI 802.11g (Band Edge @ 3m)

WIFI Ant. 2	Note	Frequency (MHz)	Level (dBμV/m)	Over Limit (dB)	Limit Line (dBμV/m)	Read Level (dBμV)	Antenna Factor (dB/m)	Cable Loss (dB)	Preamp Factor (dB)	Ant Pos (cm)	Table Pos (deg)	Peak Avg. (P/A)	Pol. (H/V)
802.11g CH 01 2412MHz		2387.49	50.56	-23.44	74	53.54	27.25	4.79	35.02	158	257	P	H
		2389.91	40.19	-13.81	54	43.15	27.25	4.79	35	158	257	A	H
	*	2412	101.2	-	-	104.07	27.31	4.82	35	158	257	P	H
	*	2412	92.1	-	-	94.97	27.31	4.82	35	158	257	A	H
		2389.91	65.59	-8.41	74	68.55	27.25	4.79	35	150	153	P	V
		2389.91	53.06	-0.94	54	56.02	27.25	4.79	35	150	153	A	V
	*	2412	116.85	-	-	119.72	27.31	4.82	35	150	153	P	V
	*	2412	107.98	-	-	110.85	27.31	4.82	35	150	153	A	V
802.11g CH 06 2437MHz		2387.49	52.94	-21.06	74	55.92	27.25	4.79	35.02	163	12	P	H
		2389.02	42.17	-11.83	54	45.15	27.25	4.79	35.02	163	12	A	H
	*	2437	109.43	-	-	112.16	27.42	4.82	34.97	163	12	P	H
	*	2437	100.65	-	-	103.38	27.42	4.82	34.97	163	12	A	H
		2489.36	51.65	-22.35	74	54.08	27.6	4.89	34.92	163	12	P	H
		2483.6	40.62	-13.38	54	43.15	27.54	4.85	34.92	163	12	A	H
		2386.23	66.38	-7.62	74	69.36	27.25	4.79	35.02	150	185	P	V
		2389.2	53.81	-0.19	54	56.79	27.25	4.79	35.02	150	185	A	V
	*	2437	118.82	-	-	121.55	27.42	4.82	34.97	150	185	P	V
	*	2437	109.75	-	-	112.48	27.42	4.82	34.97	150	185	A	V
		2487.36	62.11	-11.89	74	64.64	27.54	4.85	34.92	150	185	P	V
		2484.04	49.29	-4.71	54	51.82	27.54	4.85	34.92	150	185	A	V

802.11g CH 11 2462MHz	*	2462	103.64	-	-	106.26	27.48	4.85	34.95	179	4	P	H
	*	2462	94.94	-	-	97.56	27.48	4.85	34.95	179	4	A	H
		2483.84	52.31	-21.69	74	54.84	27.54	4.85	34.92	179	4	P	H
		2483.56	41.07	-12.93	54	43.6	27.54	4.85	34.92	179	4	A	H
	*	2462	117.17	-	-	119.79	27.48	4.85	34.95	150	83	P	V
	*	2462	108.25	-	-	110.87	27.48	4.85	34.95	150	83	A	V
		2483.52	65.97	-8.03	74	68.5	27.54	4.85	34.92	150	83	P	V
		2483.64	53.07	-0.93	54	55.6	27.54	4.85	34.92	150	83	A	V
Remark	1. No other spurious found. 2. All results are PASS against Peak and Average limit line.												

15C 2.4GHz 2400~2483.5MHz

WIFI 802.11g (Harmonic @ 3m)

WIFI Ant. 2	Note	Frequency (MHz)	Level (dBμV/m)	Over Limit (dB)	Limit Line (dBμV/m)	Read Level (dBμV)	Antenna Factor (dB/m)	Cable Loss (dB)	Preamp Factor (dB)	Ant Pos (cm)	Table Pos (deg)	Peak Avg. (P/A)	Pol. (H/V)
802.11g CH 01 2412MHz		4824	45.68	-28.32	74	66.05	31.05	6.97	58.39	250	0	P	H
		4824	48.56	-25.44	74	68.93	31.05	6.97	58.39	250	0	P	V
802.11g CH 06 2437MHz		4874	50.45	-23.55	74	71	31.12	6.99	58.66	250	0	P	H
		7311	53.77	-20.23	74	68.21	35.96	8.22	58.62	227	103	P	H
		7311	43.22	-10.78	54	57.66	35.96	8.22	58.62	227	103	A	H
		4874	54.99	-19.01	74	75.54	31.12	6.99	58.66	150	298	P	V
		4874	41.37	-12.63	54	61.92	31.12	6.99	58.66	150	298	A	V
		7311	59.43	-14.57	74	73.87	35.96	8.22	58.62	150	299	P	V
		7311	47.84	-6.16	54	62.28	35.96	8.22	58.62	150	299	A	V
802.11g CH 11 2462MHz		4924	45.21	-28.79	74	65.54	31.19	7	58.52	250	0	P	H
		7386	45.63	-28.37	74	59.82	36.08	8.27	58.54	150	0	P	H
		4924	45.94	-28.06	74	66.27	31.19	7	58.52	250	0	P	V
		7386	45.74	-28.26	74	59.93	36.08	8.27	58.54	150	0	P	V
Remark	1. No other spurious found. 2. All results are PASS against Peak and Average limit line.												

15C 2.4GHz 2400~2483.5MHz

WIFI 802.11n HT20 (Band Edge @ 3m)

WIFI Ant. 2	Note	Frequency (MHz)	Level (dBµV/m)	Over Limit (dB)	Limit Line (dBµV/m)	Read Level (dBµV)	Antenna Factor (dB/m)	Cable Loss (dB)	Preamp Factor (dB)	Ant Pos (cm)	Table Pos (deg)	Peak Avg. (P/A)	Pol. (H/V)
802.11n HT20 CH 01 2412MHz		2389.91	51.44	-22.56	74	54.4	27.25	4.79	35	158	256	P	H
		2389.91	40.66	-13.34	54	43.62	27.25	4.79	35	158	256	A	H
	*	2412	100.68	-	-	103.55	27.31	4.82	35	158	256	P	H
	*	2412	91.4	-	-	94.27	27.31	4.82	35	158	256	A	H
		2389.47	64.28	-9.72	74	67.26	27.25	4.79	35.02	150	78	P	V
		2389.91	53.08	-0.92	54	56.04	27.25	4.79	35	150	78	A	V
	*	2412	116.71	-	-	119.58	27.31	4.82	35	150	78	P	V
	*	2412	107.85	-	-	110.72	27.31	4.82	35	150	78	A	V
802.11n HT20 CH 06 2437MHz		2387.13	53.56	-20.44	74	56.54	27.25	4.79	35.02	168	12	P	H
		2389.83	41.48	-12.52	54	44.44	27.25	4.79	35	168	12	A	H
	*	2437	110.84	-	-	113.57	27.42	4.82	34.97	168	12	P	H
	*	2437	101.69	-	-	104.42	27.42	4.82	34.97	168	12	A	H
		2487.56	52.5	-21.5	74	54.97	27.6	4.85	34.92	168	12	P	H
		2484.4	41.06	-12.94	54	43.59	27.54	4.85	34.92	168	12	A	H
		2388.3	66.47	-7.53	74	69.45	27.25	4.79	35.02	150	78	P	V
		2389.92	53.89	-0.11	54	56.85	27.25	4.79	35	150	78	A	V
	*	2437	119.27	-	-	122	27.42	4.82	34.97	150	78	P	V
	*	2437	109.96	-	-	112.69	27.42	4.82	34.97	150	78	A	V
		2484.6	64.52	-9.48	74	67.05	27.54	4.85	34.92	150	78	P	V
		2483.52	52.81	-1.19	54	55.34	27.54	4.85	34.92	150	78	A	V

802.11n HT20 CH 11 2462MHz	*	2462	104.81	-	-	107.43	27.48	4.85	34.95	182	2	P	H
	*	2462	96.19	-	-	98.81	27.48	4.85	34.95	182	2	A	H
		2484.2	52.5	-21.5	74	55.03	27.54	4.85	34.92	182	2	P	H
		2484.2	41.78	-12.22	54	44.31	27.54	4.85	34.92	182	2	A	H
	*	2462	116.98	-	-	119.6	27.48	4.85	34.95	150	36	P	V
	*	2462	108.44	-	-	111.06	27.48	4.85	34.95	150	36	A	V
		2484.12	65.74	-8.26	74	68.27	27.54	4.85	34.92	150	36	P	V
		2483.52	53.99	-0.01	54	56.52	27.54	4.85	34.92	150	36	A	V
Remark	1. No other spurious found. 2. All results are PASS against Peak and Average limit line.												

15C 2.4GHz 2400~2483.5MHz

WIFI 802.11n HT20 (Harmonic @ 3m)

WIFI Ant. 2	Note	Frequency (MHz)	Level (dBμV/m)	Over Limit (dB)	Limit Line (dBμV/m)	Read Level (dBμV)	Antenna Factor (dB/m)	Cable Loss (dB)	Preamp Factor (dB)	Ant Pos (cm)	Table Pos (deg)	Peak Avg. (P/A)	Pol. (H/V)
802.11n HT20 CH 01 2412MHz		4824	45.84	-28.16	74	66.21	31.05	6.97	58.39	250	0	P	H
		4824	44.32	-29.68	74	64.69	31.05	6.97	58.39	250	0	P	V
802.11n HT20 CH 06 2437MHz		4874	54.85	-19.15	74	75.4	31.12	6.99	58.66	187	210	P	H
		4874	39.28	-14.72	54	59.83	31.12	6.99	58.66	187	210	A	H
		7311	57	-17	74	71.44	35.96	8.22	58.62	165	119	P	H
		7311	44.92	-9.08	54	59.36	35.96	8.22	58.62	165	119	A	H
		4874	59.52	-14.48	74	80.07	31.12	6.99	58.66	150	297	P	V
		4874	44.59	-9.41	54	65.14	31.12	6.99	58.66	150	297	A	V
		7311	61.27	-12.73	74	75.71	35.96	8.22	58.62	150	297	P	V
		7311	50.11	-3.89	54	64.55	35.96	8.22	58.62	150	297	A	V
802.11n HT20 CH 11 2462MHz		4924	45.08	-28.92	74	65.41	31.19	7	58.52	250	0	P	H
		7386	46.46	-27.54	74	60.65	36.08	8.27	58.54	150	0	P	H
		4924	49.94	-24.06	74	70.27	31.19	7	58.52	250	0	P	V
		7386	45.85	-28.15	74	60.04	36.08	8.27	58.54	150	0	P	V
Remark	1. No other spurious found. 2. All results are PASS against Peak and Average limit line.												

15C 2.4GHz 2400~2483.5MHz

WIFI 802.11n HT40 (Band Edge @ 3m)

WIFI Ant. 2	Note	Frequency (MHz)	Level (dBμV/m)	Over Limit (dB)	Limit Line (dBμV/m)	Read Level (dBμV)	Antenna Factor (dB/m)	Cable Loss (dB)	Preamp Factor (dB)	Ant Pos (cm)	Table Pos (deg)	Peak Avg. (P/A)	Pol. (H/V)
802.11n HT40 CH 03 2422MHz		2379.75	51.41	-22.59	74	54.45	27.19	4.79	35.02	150	255	P	H
		2389.92	40.64	-13.36	54	43.6	27.25	4.79	35	150	255	A	H
	*	2422	94.16	-	-	96.94	27.37	4.82	34.97	150	255	P	H
	*	2422	85.38	-	-	88.16	27.37	4.82	34.97	150	255	A	H
		2489.84	50.48	-23.52	74	52.91	27.6	4.89	34.92	150	255	P	H
		2486.8	40.05	-13.95	54	42.58	27.54	4.85	34.92	150	255	A	H
		2388.3	63.43	-10.57	74	66.41	27.25	4.79	35.02	150	55	P	V
		2389.56	53.27	-0.73	54	56.25	27.25	4.79	35.02	150	55	A	V
	*	2422	112.2	-	-	114.98	27.37	4.82	34.97	150	55	P	V
	*	2422	102.98	-	-	105.76	27.37	4.82	34.97	150	55	A	V
		2489.12	56.03	-17.97	74	58.46	27.6	4.89	34.92	150	55	P	V
		2487.48	45.55	-8.45	54	48.08	27.54	4.85	34.92	150	55	A	V
802.11n HT40 CH 06 2437MHz		2388.75	51.92	-22.08	74	54.9	27.25	4.79	35.02	162	12	P	H
		2389.74	41.3	-12.7	54	44.28	27.25	4.79	35.02	162	12	A	H
	*	2437	99.75	-	-	102.48	27.42	4.82	34.97	162	12	P	H
	*	2437	91.03	-	-	93.76	27.42	4.82	34.97	162	12	A	H
		2489.84	52.31	-21.69	74	54.74	27.6	4.89	34.92	162	12	P	H
		2489.56	40.6	-13.4	54	43.03	27.6	4.89	34.92	162	12	A	H
		2389.47	64.23	-9.77	74	67.21	27.25	4.79	35.02	150	73	P	V
		2389.91	53.68	-0.32	54	56.64	27.25	4.79	35	150	73	A	V
	*	2437	115.27	-	-	118	27.42	4.82	34.97	150	73	P	V
	*	2437	106.44	-	-	109.17	27.42	4.82	34.97	150	73	A	V
		2483.88	61.23	-12.77	74	63.76	27.54	4.85	34.92	150	73	P	V
		2483.92	50.32	-3.68	54	52.85	27.54	4.85	34.92	150	73	A	V

802.11n HT40 CH 09 2452MHz		2385.51	50.57	-23.43	74	53.55	27.25	4.79	35.02	150	12	P	H
		2385.78	39.8	-14.2	54	42.78	27.25	4.79	35.02	150	12	A	H
	*	2452	96.3	-	-	98.98	27.42	4.85	34.95	150	12	P	H
	*	2452	87.05	-	-	89.73	27.42	4.85	34.95	150	12	A	H
		2485.28	51.88	-22.12	74	54.41	27.54	4.85	34.92	150	12	P	H
		2484.68	41.38	-12.62	54	43.91	27.54	4.85	34.92	150	12	A	H
		2367.96	59.51	-14.49	74	62.66	27.13	4.74	35.02	154	73	P	V
		2389.91	47.88	-6.12	54	50.84	27.25	4.79	35	154	73	A	V
	*	2452	112.74	-	-	115.42	27.42	4.85	34.95	154	73	P	V
	*	2452	103.55	-	-	106.23	27.42	4.85	34.95	154	73	A	V
		2485.56	64.4	-9.6	74	66.93	27.54	4.85	34.92	154	73	P	V
		2485.68	53.55	-0.45	54	56.08	27.54	4.85	34.92	154	73	A	V
Remark	1. No other spurious found. 2. All results are PASS against Peak and Average limit line.												

15C 2.4GHz 2400~2483.5MHz

WIFI 802.11n HT40 (Harmonic @ 3m)

WIFI Ant. 2	Note	Frequency (MHz)	Level (dBμV/m)	Over Limit (dB)	Limit Line (dBμV/m)	Read Level (dBμV)	Antenna Factor (dB/m)	Cable Loss (dB)	Preamp Factor (dB)	Ant Pos (cm)	Table Pos (deg)	Peak Avg. (P/A)	Pol. (H/V)
802.11n HT40 CH 03 2422MHz		4844	38.55	-35.45	74	58.99	31.07	6.97	58.48	250	0	P	H
		7266	45.35	-28.65	74	59.78	35.91	8.19	58.53	150	0	P	H
		4844	38.95	-35.05	74	59.39	31.07	6.97	58.48	250	0	P	V
		7266	45.54	-28.46	74	59.97	35.91	8.19	58.53	150	0	P	V
802.11n HT40 CH 06 2437MHz		4874	43.05	-30.95	74	63.6	31.12	6.99	58.66	250	0	P	H
		7311	45.17	-28.83	74	59.61	35.96	8.22	58.62	150	0	P	H
		4874	43.79	-30.21	74	64.34	31.12	6.99	58.66	250	0	P	V
		7311	45.73	-28.27	74	60.17	35.96	8.22	58.62	150	0	P	V
802.11n HT40 CH 09 2452MHz		4904	40.9	-33.1	74	61.37	31.17	7	58.64	250	0	P	H
		7356	45.07	-28.93	74	59.36	36.03	8.25	58.57	150	0	P	H
		4904	40.58	-33.42	74	61.05	31.17	7	58.64	250	0	P	V
		7356	45.69	-28.31	74	59.98	36.03	8.25	58.57	150	0	P	V
Remark	1. No other spurious found. 2. All results are PASS against Peak and Average limit line.												

15C 2.4GHz 2400~2483.5MHz

WIFI 802.11b (Band Edge @ 3m)

WIFI Ant. 1+2	Note	Frequency (MHz)	Level (dBμV/m)	Over Limit (dB)	Limit Line (dBμV/m)	Read Level (dBμV)	Antenna Factor (dB/m)	Cable Loss (dB)	Preamp Factor (dB)	Ant Pos (cm)	Table Pos (deg)	Peak Avg. (P/A)	Pol. (H/V)
802.11b CH 01 2412MHz		2363.82	53.29	-20.71	74	56.47	27.13	4.74	35.05	177	5	P	H
		2386.23	41.74	-12.26	54	44.72	27.25	4.79	35.02	177	5	A	H
	*	2412	106.66	-	-	109.53	27.31	4.82	35	177	5	P	H
	*	2412	103.65	-	-	106.52	27.31	4.82	35	177	5	A	H
		2365.8	62.27	-11.73	74	65.42	27.13	4.74	35.02	150	330	P	V
		2389.91	50.44	-3.56	54	53.4	27.25	4.79	35	150	330	A	V
	*	2412	116.17	-	-	119.04	27.31	4.82	35	150	330	P	V
	*	2412	112.75	-	-	115.62	27.31	4.82	35	150	330	A	V
802.11b CH 06 2437MHz		2387.04	54.67	-19.33	74	57.65	27.25	4.79	35.02	157	25	P	H
		2388.3	41.18	-12.82	54	44.16	27.25	4.79	35.02	157	25	A	H
	*	2437	107.64	-	-	110.37	27.42	4.82	34.97	157	25	P	H
	*	2437	104.65	-	-	107.38	27.42	4.82	34.97	157	25	A	H
		2492.72	51.5	-22.5	74	53.91	27.6	4.89	34.9	157	25	P	H
		2486.16	39.19	-14.81	54	41.72	27.54	4.85	34.92	157	25	A	H
		2337	69.39	-4.61	74	72.65	27.07	4.74	35.07	150	360	P	V
		2384.88	52.37	-1.63	54	55.41	27.19	4.79	35.02	150	360	A	V
	*	2437	117	-	-	119.73	27.42	4.82	34.97	150	360	P	V
	*	2437	113.23	-	-	115.96	27.42	4.82	34.97	150	360	A	V
		2485.88	65.15	-8.85	74	67.68	27.54	4.85	34.92	150	360	P	V
		2483.92	50.74	-3.26	54	53.27	27.54	4.85	34.92	150	360	A	V

802.11b CH 11 2462MHz	*	2462	105.11	-	-	107.73	27.48	4.85	34.95	176	2	P	H
	*	2462	102.31	-	-	104.93	27.48	4.85	34.95	176	2	A	H
		2483.92	52.11	-21.89	74	54.64	27.54	4.85	34.92	176	2	P	H
		2483.6	41.69	-12.31	54	44.22	27.54	4.85	34.92	176	2	A	H
	*	2462	116.56	-	-	119.18	27.48	4.85	34.95	176	360	P	V
	*	2462	113.21	-	-	115.83	27.48	4.85	34.95	176	360	A	V
		2484.72	62.66	-11.34	74	65.19	27.54	4.85	34.92	176	360	P	V
		2483.56	53.69	-0.31	54	56.22	27.54	4.85	34.92	176	360	A	V
Remark	3. No other spurious found. 4. All results are PASS against Peak and Average limit line.												

15C 2.4GHz 2400~2483.5MHz
WIFI 802.11b (Harmonic @ 3m)

WIFI Ant. 1+2	Note	Frequency (MHz)	Level (dBμV/m)	Over Limit (dB)	Limit Line (dBμV/m)	Read Level (dBμV)	Antenna Factor (dB/m)	Cable Loss (dB)	Preamp Factor (dB)	Ant Pos (cm)	Table Pos (deg)	Peak Avg. (P/A)	Pol. (H/V)
802.11b CH 01 2412MHz		4824	55.56	-18.44	74	75.93	31.05	6.97	58.39	242	325	P	H
		4824	53.92	-0.08	54	74.29	31.05	6.97	58.39	242	325	A	H
		4824	53.89	-20.11	74	74.26	31.05	6.97	58.39	171	130	P	V
		4824	52.41	-1.59	54	72.78	31.05	6.97	58.39	171	130	A	V
802.11b CH 06 2437MHz		4874	55.73	-18.27	74	76.28	31.12	6.99	58.66	250	315	P	H
		4874	53.2	-0.8	54	73.75	31.12	6.99	58.66	250	315	A	H
		7311	53.69	-20.31	74	68.13	35.96	8.22	58.62	150	115	P	H
		7311	46.17	-7.83	54	60.61	35.96	8.22	58.62	150	115	A	H
		4874	55.28	-18.72	74	75.83	31.12	6.99	58.66	152	354	P	V
		4874	53.26	-0.74	54	73.81	31.12	6.99	58.66	152	354	A	V
		7311	56.9	-17.1	74	71.34	35.96	8.22	58.62	250	295	P	V
		7311	52.08	-1.92	54	66.52	35.96	8.22	58.62	250	295	A	V
802.11b CH 11 2462MHz		4924	49.61	-24.39	74	69.94	31.19	7	58.52	250	0	P	H
		7386	48.4	-25.6	74	62.59	36.08	8.27	58.54	150	0	P	H
		4924	50.52	-23.48	74	70.85	31.19	7	58.52	250	0	P	V
		7386	50.83	-23.17	74	65.02	36.08	8.27	58.54	250	0	P	V
Remark	1. No other spurious found. 2. All results are PASS against Peak and Average limit line.												

15C 2.4GHz 2400~2483.5MHz

WIFI 802.11g (Band Edge @ 3m)

WIFI Ant. 1+2	Note	Frequency (MHz)	Level (dBµV/m)	Over Limit (dB)	Limit Line (dBµV/m)	Read Level (dBµV)	Antenna Factor (dB/m)	Cable Loss (dB)	Preamp Factor (dB)	Ant Pos (cm)	Table Pos (deg)	Peak Avg. (P/A)	Pol. (H/V)
802.11g CH 01 2412MHz		2389.11	51.28	-22.72	74	54.26	27.25	4.79	35.02	153	45	P	H
		2389.2	40.32	-13.68	54	43.3	27.25	4.79	35.02	153	45	A	H
	*	2412	103.4	-	-	106.27	27.31	4.82	35	153	45	P	H
	*	2412	94.79	-	-	97.66	27.31	4.82	35	153	45	A	H
		2389.91	66.33	-7.67	74	69.29	27.25	4.79	35	150	45	P	V
		2389.92	53.69	-0.31	54	56.65	27.25	4.79	35	150	45	P	V
	*	2412	118.14	-	-	121.01	27.31	4.82	35	150	45	P	V
	*	2412	110.23	-	-	113.1	27.31	4.82	35	150	45	A	V
802.11g CH 06 2437MHz		2388.93	53.81	-20.19	74	56.79	27.25	4.79	35.02	152	11	P	H
		2389.56	42.04	-11.96	54	45.02	27.25	4.79	35.02	152	11	A	H
	*	2437	111.75	-	-	114.48	27.42	4.82	34.97	152	11	P	H
	*	2437	103.33	-	-	106.06	27.42	4.82	34.97	152	11	A	H
		2486.28	52.07	-21.93	74	54.6	27.54	4.85	34.92	152	11	P	H
		2484.08	40.97	-13.03	54	43.5	27.54	4.85	34.92	152	11	A	H
		2340.78	68.76	-5.24	74	72	27.07	4.74	35.05	150	320	P	V
		2386.77	53.26	-0.74	54	56.24	27.25	4.79	35.02	150	320	A	V
	*	2437	119.56	-	-	122.29	27.42	4.82	34.97	150	320	P	V
	*	2437	112.16	-	-	114.89	27.42	4.82	34.97	150	320	A	V
		2486.4	66.06	-7.94	74	68.59	27.54	4.85	34.92	150	320	P	V
		2486.08	52.76	-1.24	54	55.29	27.54	4.85	34.92	150	320	A	V

802.11g CH 11 2462MHz	*	2462	109.05	-	-	111.67	27.48	4.85	34.95	184	360	P	H
	*	2462	99.97	-	-	102.59	27.48	4.85	34.95	184	360	A	H
		2483.84	53.09	-20.91	74	55.62	27.54	4.85	34.92	184	360	P	H
		2483.52	42.4	-11.6	54	44.93	27.54	4.85	34.92	184	360	A	H
	*	2462	119.18	-	-	121.8	27.48	4.85	34.95	150	37	P	V
	*	2462	111.54	-	-	114.16	27.48	4.85	34.95	150	37	A	V
		2484.96	64.32	-9.68	74	66.85	27.54	4.85	34.92	150	37	P	V
		2485.24	52.98	-1.02	54	55.51	27.54	4.85	34.92	150	37	A	V
Remark	1. No other spurious found. 2. All results are PASS against Peak and Average limit line.												

15C 2.4GHz 2400~2483.5MHz

WIFI 802.11g (Harmonic @ 3m)

WIFI Ant. 1+2	Note	Frequency (MHz)	Level (dBμV/m)	Over Limit (dB)	Limit Line (dBμV/m)	Read Level (dBμV)	Antenna Factor (dB/m)	Cable Loss (dB)	Preamp Factor (dB)	Ant Pos (cm)	Table Pos (deg)	Peak Avg. (P/A)	Pol. (H/V)
802.11g CH 01 2412MHz		4824	44.88	-29.12	74	65.25	31.05	6.97	58.39	250	0	P	H
		4824	46.75	-27.25	74	67.12	31.05	6.97	58.39	250	0	P	V
802.11g CH 06 2437MHz		4874	48.15	-25.85	74	68.7	31.12	6.99	58.66	250	0	P	H
		7311	53.96	-20.04	74	68.4	35.96	8.22	58.62	150	263	P	H
		7311	42.46	-11.54	54	56.9	35.96	8.22	58.62	150	263	A	H
		4874	50.29	-23.71	74	70.84	31.12	6.99	58.66	250	0	P	V
		7311	58.29	-15.71	74	72.73	35.96	8.22	58.62	150	300	P	V
		7311	46.05	-7.95	54	60.49	35.96	8.22	58.62	150	300	A	V
802.11g CH 11 2462MHz		4924	45.16	-28.84	74	65.49	31.19	7	58.52	250	0	P	H
		7386	46.8	-27.2	74	60.99	36.08	8.27	58.54	150	0	P	H
		4924	46.31	-27.69	74	66.64	31.19	7	58.52	250	0	P	V
		7386	45.02	-28.98	74	59.21	36.08	8.27	58.54	150	0	P	V
Remark	1. No other spurious found. 2. All results are PASS against Peak and Average limit line.												

15C 2.4GHz 2400~2483.5MHz

WIFI 802.11n HT20 (Band Edge @ 3m)

WIFI Ant. 1+2	Note	Frequency (MHz)	Level (dBµV/m)	Over Limit (dB)	Limit Line (dBµV/m)	Read Level (dBµV)	Antenna Factor (dB/m)	Cable Loss (dB)	Preamp Factor (dB)	Ant Pos (cm)	Table Pos (deg)	Peak Avg. (P/A)	Pol. (H/V)
802.11n HT20 CH 01 2412MHz		2365.62	50.89	-23.11	74	54.04	27.13	4.74	35.02	173	10	P	H
		2389.92	40.77	-13.23	54	43.73	27.25	4.79	35	173	10	A	H
	*	2412	103.19	-	-	106.06	27.31	4.82	35	173	10	P	H
	*	2412	94.62	-	-	97.49	27.31	4.82	35	173	10	A	H
		2389.29	62.8	-11.2	74	65.78	27.25	4.79	35.02	160	156	P	V
		2389.91	51.2	-2.8	54	54.16	27.25	4.79	35	160	156	A	V
	*	2412	115.95	-	-	118.82	27.31	4.82	35	160	156	P	V
	*	2412	107.41	-	-	110.28	27.31	4.82	35	160	156	A	V
802.11n HT20 CH 06 2437MHz		2388.03	53.93	-20.07	74	56.91	27.25	4.79	35.02	185	46	P	H
		2389.74	41.57	-12.43	54	44.55	27.25	4.79	35.02	185	46	A	H
	*	2437	112.35	-	-	115.08	27.42	4.82	34.97	185	46	P	H
	*	2437	104.08	-	-	106.81	27.42	4.82	34.97	185	46	A	H
		2483.96	53.6	-20.4	74	56.13	27.54	4.85	34.92	185	46	P	H
		2483.72	42.09	-11.91	54	44.62	27.54	4.85	34.92	185	46	A	H
		2342.85	68.15	-5.85	74	71.39	27.07	4.74	35.05	175	184	P	V
		2389.83	53.87	-0.13	54	56.83	27.25	4.79	35	175	184	A	V
	*	2437	119.38	-	-	122.11	27.42	4.82	34.97	175	184	P	V
	*	2437	111.62	-	-	114.35	27.42	4.82	34.97	175	184	A	V
		2493.76	64.39	-9.61	74	66.8	27.6	4.89	34.9	175	184	P	V
		2487.32	51.54	-2.46	54	54.07	27.54	4.85	34.92	175	184	A	V

802.11n HT20 CH 11 2462MHz	*	2462	103.15	-	-	105.77	27.48	4.85	34.95	179	157	P	H
	*	2462	95.19	-	-	97.81	27.48	4.85	34.95	179	157	A	H
		2483.84	54.21	-19.79	74	56.74	27.54	4.85	34.92	179	157	P	H
		2483.52	42.38	-11.62	54	44.91	27.54	4.85	34.92	179	157	A	H
	*	2462	116.75	-	-	119.37	27.48	4.85	34.95	176	316	P	V
	*	2462	107.96	-	-	110.58	27.48	4.85	34.95	176	316	A	V
		2484.44	64.78	-9.22	74	67.31	27.54	4.85	34.92	176	316	P	V
		2483.52	53.32	-0.68	54	55.85	27.54	4.85	34.92	176	316	A	V
Remark	1. No other spurious found. 2. All results are PASS against Peak and Average limit line.												

15C 2.4GHz 2400~2483.5MHz

WIFI 802.11n HT20 (Harmonic @ 3m)

WIFI Ant. 1+2	Note	Frequency (MHz)	Level (dBμV/m)	Over Limit (dB)	Limit Line (dBμV/m)	Read Level (dBμV)	Antenna Factor (dB/m)	Cable Loss (dB)	Preamp Factor (dB)	Ant Pos (cm)	Table Pos (deg)	Peak Avg. (P/A)	Pol. (H/V)
802.11n HT20 CH 01 2412MHz		4824	44.93	-29.07	74	65.3	31.05	6.97	58.39	110	360	P	H
		4824	47.16	-26.84	74	67.53	31.05	6.97	58.39	110	360	P	V
802.11n HT20 CH 06 2437MHz		4874	48.52	-25.48	74	69.07	31.12	6.99	58.66	250	0	P	H
		7311	59.51	-14.49	74	73.95	35.96	8.22	58.62	250	276	P	H
		7311	45.59	-8.41	54	60.03	35.96	8.22	58.62	250	276	A	H
		4874	55.41	-18.59	74	75.96	31.12	6.99	58.66	176	293	P	V
		4874	42.8	-11.2	54	63.35	31.12	6.99	58.66	176	293	A	V
		7311	62.62	-11.38	74	77.06	35.96	8.22	58.62	250	124	P	V
		7311	47.01	-6.99	54	61.45	35.96	8.22	58.62	250	124	A	V
802.11n HT20 CH 11 2462MHz		4924	42.77	-31.23	74	63.1	31.19	7	58.52	146	347	P	H
		7386	46.46	-27.54	74	60.65	36.08	8.27	58.54	145	274	P	H
		4924	47.37	-26.63	74	67.7	31.19	7	58.52	146	347	P	V
		7386	48.21	-25.79	74	62.4	36.08	8.27	58.54	145	274	P	V
Remark	1. No other spurious found. 2. All results are PASS against Peak and Average limit line.												

15C 2.4GHz 2400~2483.5MHz

WIFI 802.11n HT40 (Band Edge @ 3m)

WIFI Ant. 1+2	Note	Frequency (MHz)	Level (dBμV/m)	Over Limit (dB)	Limit Line (dBμV/m)	Read Level (dBμV)	Antenna Factor (dB/m)	Cable Loss (dB)	Preamp Factor (dB)	Ant Pos (cm)	Table Pos (deg)	Peak Avg. (P/A)	Pol. (H/V)
802.11n HT40 CH 03 2422MHz		2389.11	54.45	-19.55	74	57.43	27.25	4.79	35.02	186	7	P	H
		2388.39	44.66	-9.34	54	47.64	27.25	4.79	35.02	186	7	A	H
	*	2422	99.3	-	-	102.08	27.37	4.82	34.97	186	7	P	H
	*	2422	90.52	-	-	93.3	27.37	4.82	34.97	186	7	A	H
		2484.76	50.71	-23.29	74	53.24	27.54	4.85	34.92	186	7	P	H
		2498.44	39.61	-14.39	54	42.02	27.6	4.89	34.9	186	7	A	H
		2389.92	66.01	-7.99	74	68.97	27.25	4.79	35	150	92	P	V
		2389.91	53.86	-0.14	54	56.82	27.25	4.79	35	150	92	A	V
	*	2422	114.18	-	-	116.96	27.37	4.82	34.97	150	92	P	V
	*	2422	105.58	-	-	108.36	27.37	4.82	34.97	150	92	A	V
		2496.88	59.78	-14.22	74	62.19	27.6	4.89	34.9	150	92	P	V
		2487.44	46.55	-7.45	54	49.08	27.54	4.85	34.92	150	92	A	V
802.11n HT40 CH 06 2437MHz		2387.22	50.64	-23.36	74	53.62	27.25	4.79	35.02	185	46	P	H
		2389.11	41.27	-12.73	54	44.25	27.25	4.79	35.02	185	46	A	H
	*	2437	101.74	-	-	104.47	27.42	4.82	34.97	185	46	P	H
	*	2437	93.89	-	-	96.62	27.42	4.82	34.97	185	46	A	H
		2485.6	50.62	-23.38	74	53.15	27.54	4.85	34.92	185	46	P	H
		2483.6	41.66	-12.34	54	44.19	27.54	4.85	34.92	185	46	A	H
		2388.93	65.23	-8.77	74	68.21	27.25	4.79	35.02	176	317	P	V
		2389.92	53.82	-0.18	54	56.78	27.25	4.79	35	176	317	A	V
	*	2437	117.82	-	-	120.55	27.42	4.82	34.97	176	317	P	V
	*	2437	109.9	-	-	112.63	27.42	4.82	34.97	176	317	A	V
		2484.2	63.14	-10.86	74	65.67	27.54	4.85	34.92	176	317	P	V
		2483.52	53.11	-0.89	54	55.64	27.54	4.85	34.92	176	317	A	V

802.11n HT40 CH 09 2452MHz		2386.5	50.21	-23.79	74	53.19	27.25	4.79	35.02	187	42	P	H
		2388.3	40.75	-13.25	54	43.73	27.25	4.79	35.02	187	42	A	H
	*	2452	95.35	-	-	98.03	27.42	4.85	34.95	187	42	P	H
	*	2452	85.81	-	-	88.49	27.42	4.85	34.95	187	42	A	H
		2487.6	51.28	-22.72	74	53.75	27.6	4.85	34.92	187	42	P	H
		2485.4	41.9	-12.1	54	44.43	27.54	4.85	34.92	187	42	A	H
		2362.29	57.84	-16.16	74	61.02	27.13	4.74	35.05	175	316	P	V
		2348.79	50.12	-3.88	54	53.36	27.07	4.74	35.05	175	316	A	V
	*	2452	112.14	-	-	114.82	27.42	4.85	34.95	175	316	P	V
	*	2452	103.25	-	-	105.93	27.42	4.85	34.95	175	316	A	V
		2484.84	64.51	-9.49	74	67.04	27.54	4.85	34.92	175	316	P	V
		2485.4	53.62	-0.38	54	56.15	27.54	4.85	34.92	175	316	A	V
Remark	1. No other spurious found. 2. All results are PASS against Peak and Average limit line.												

15C 2.4GHz 2400~2483.5MHz

WIFI 802.11n HT40 (Harmonic @ 3m)

WIFI Ant. 1+2	Note	Frequency (MHz)	Level (dBμV/m)	Over Limit (dB)	Limit Line (dBμV/m)	Read Level (dBμV)	Antenna Factor (dB/m)	Cable Loss (dB)	Preamp Factor (dB)	Ant Pos (cm)	Table Pos (deg)	Peak Avg. (P/A)	Pol. (H/V)
802.11n HT40 CH 03 2422MHz		4844	40.24	-33.76	74	60.68	31.07	6.97	58.48	100	360	P	H
		7266	46.9	-27.1	74	61.33	35.91	8.19	58.53	200	360	P	H
		4844	41.9	-32.1	74	62.34	31.07	6.97	58.48	100	360	P	V
		7266	47.42	-26.58	74	61.85	35.91	8.19	58.53	200	360	P	V
802.11n HT40 CH 06 2437MHz		4874	42.73	-31.27	74	63.28	31.12	6.99	58.66	100	163	P	H
		7311	47.58	-26.42	74	62.02	35.96	8.22	58.62	120	360	P	H
		4874	45.3	-28.7	74	65.85	31.12	6.99	58.66	100	163	P	V
		7311	47.69	-26.31	74	62.13	35.96	8.22	58.62	120	360	P	V
802.11n HT40 CH 09 2452MHz		4904	40.21	-33.79	74	60.68	31.17	7	58.64	129	360	P	H
		7356	46.22	-27.78	74	60.51	36.03	8.25	58.57	121	320	P	H
		4904	39.12	-34.88	74	59.59	31.17	7	58.64	129	360	P	V
		7356	46.71	-27.29	74	61	36.03	8.25	58.57	121	320	P	V
Remark	1. No other spurious found. 2. All results are PASS against Peak and Average limit line.												

Note symbol

*	**Fundamental Frequency** which can be ignored. However, the level of any unwanted emissions shall not exceed the level of the fundamental frequency per 15.209(c).
!	Test result is **over limit** line.
P/A	**P**eak or **A**verage
H/V	**H**orizontal or **V**ertical

A calculation example for radiated spurious emission is shown as below:

WIFI Ant. 1+2	Note	Frequency (MHz)	Level (dBμV/m)	Over Limit (dB)	Limit Line (dBμV/m)	Read Level (dBμV)	Antenna Factor (dB/m)	Cable Loss (dB)	Preamp Factor (dB)	Ant Pos (cm)	Table Pos (deg)	Peak Avg. (P/A)	Pol. (H/V)
802.11b CH 01 2412MHz		2390	55.45	-18.55	74	54.51	32.22	4.58	35.86	103	308	P	H
		2390	43.54	-10.46	54	42.6	32.22	4.58	35.86	103	308	A	H

1. Level(dBμV/m) =

Antenna Factor(dB/m) + Cable Loss(dB) + Read Level(dBμV) - Preamp Factor(dB)

2. Over Limit(dB) = Level(dBμV/m) – Limit Line(dBμV/m)

For Peak Limit @ 2390MHz:

1. Level(dBμV/m)

= Antenna Factor(dB/m) + Cable Loss(dB) + Read Level(dBμV) - Preamp Factor(dB)

= 32.22(dB/m) + 4.58(dB) + 54.51(dBμV) – 35.86 (dB)

= 55.45 (dBμV/m)

2. Over Limit(dB)

= Level(dBμV/m) – Limit Line(dBμV/m)

= 55.45(dBμV/m) – 74(dBμV/m)

= -18.55(dB)

For Average Limit @ 2390MHz:

1. Level(dBμV/m)

= Antenna Factor(dB/m) + Cable Loss(dB) + Read Level(dBμV) - Preamp Factor(dB)

= 32.22(dB/m) + 4.58(dB) + 42.6(dBμV) – 35.86 (dB)

= 43.54 (dBμV/m)

2. Over Limit(dB)

= Level(dBμV/m) – Limit Line(dBμV/m)

= 43.54(dBμV/m) – 54(dBμV/m)

= -10.46(dB)

Both peak and average measured complies with the limit line, so test result is "PASS".