Homedics®

GET BETTER SLEEP wakeband

instruction manual & warranty information

NOT FINAL

DRAFT - 20 Feb 2025

SS-WB100 | L-05462, Rev. 1

important safety instructions

READ AND SAVE THESE INSTRUCTIONS

PLEASE READ ALL INSTRUCTIONS CAREFULLY BEFORE OPERATING

- Use this product only for its intended use as described in this manual.
- DO NOT use attachments not recommended by Homedics.
- DO NOT place or store this product where it can fall or be dropped into a tub or sink.
- DO NOT place or drop into water or any other liquid.
- Turn off product when not in use.
- NEVER operate this product if it has a damaged cord, plug, cable, or housing.
- Keep away from heated surfaces. Do not place on surface wet from water or cleaning solvents.
- Always keep the product away from high temperatures and fire.
- This product has an internal, non-replaceable lithium battery. This battery is not user serviceable. Please dispose in accordance with local, state, province, and country regulations.
- Recharge only with the USB-C Charging cord provided with the unit. Use a USB charger that is suitable for provide the Input Voltage and minimum input current.
- Follow all charging instructions and do not charge the battery pack or appliance outside of the temperature range specified in the instructions. Charging improperly or at temperatures outside of the specified range may damage the battery and increase the risk of fire. Product operating and charging range: 0°C – 40°C.
- This product is intended for indoor, household use only.

signup, connection and pairing

Use your phone to scan the QR code located in the packaging, download and install the Homedics WakeBand App. For a better user experience, kindly update the app to latest version when prompted.
NOTE: The operating system of your mobile phone must be Android 7.0 or iOS 12.0, or later.

initial pairing

1. After downloading and installing the App, tap on the App (shown below) in your mobile phone.



2. The App will load and you should see the login screen.

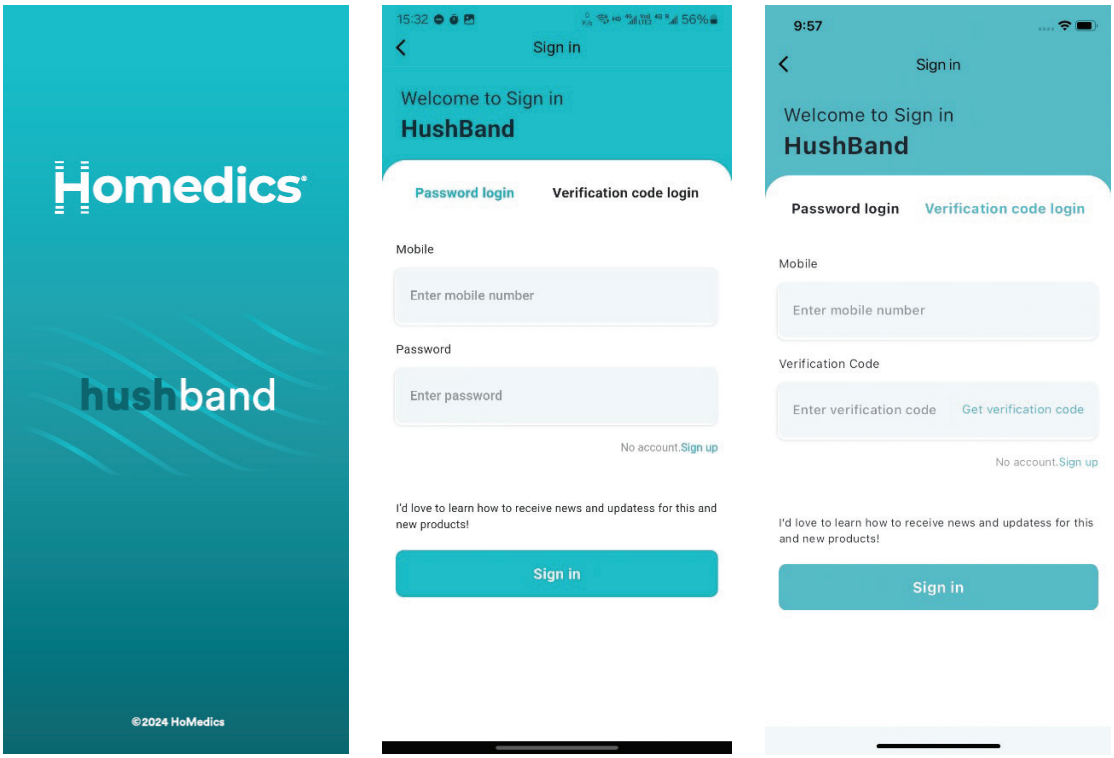

3. For the first time, do tap “Sign-up”.

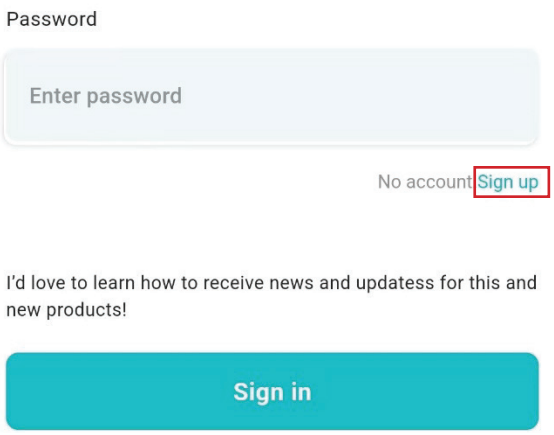

4. Key in your information and password, then Tap Register to continue.
   *For purpose of initial testing, just key in any info but the phone number needs to be 11 numeric digits
   *Take note there isn't need to key in your actual number but do remember what digits you have keyed in.
   *For verification code, just key in 4 "zeroes" will do. "0000"

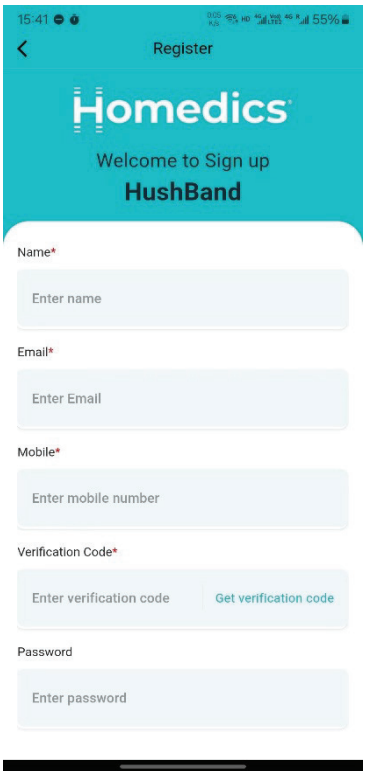

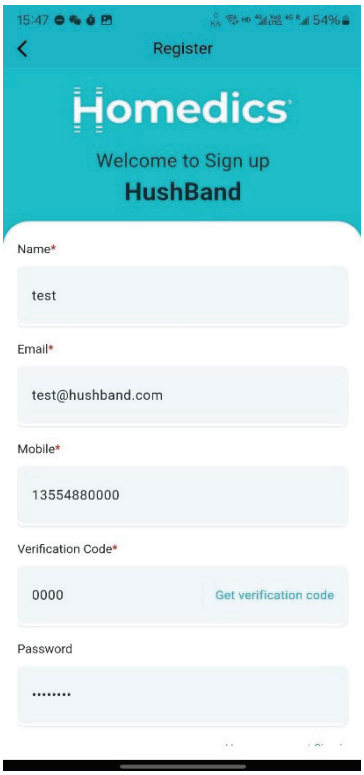

5. Once you have successfully registered and signed up, you will see the screen as below. Do ensure to power on your WakeBand by press and hold the button for 2 seconds, you will see the LED **blinking BLUE.**
   Then Tap on "Add WakeBand" to start adding your WakeBand to your mobile phone. Wait for the App to search for devices and you will see the screen showing with an image of WakeBand.

Tap to highlighted “circle” and tap “Select WakeBand” button below. If you didn’t see your WakeBand in the screen, Tap “Search again”. (Do ensure your WakeBand is powered on)

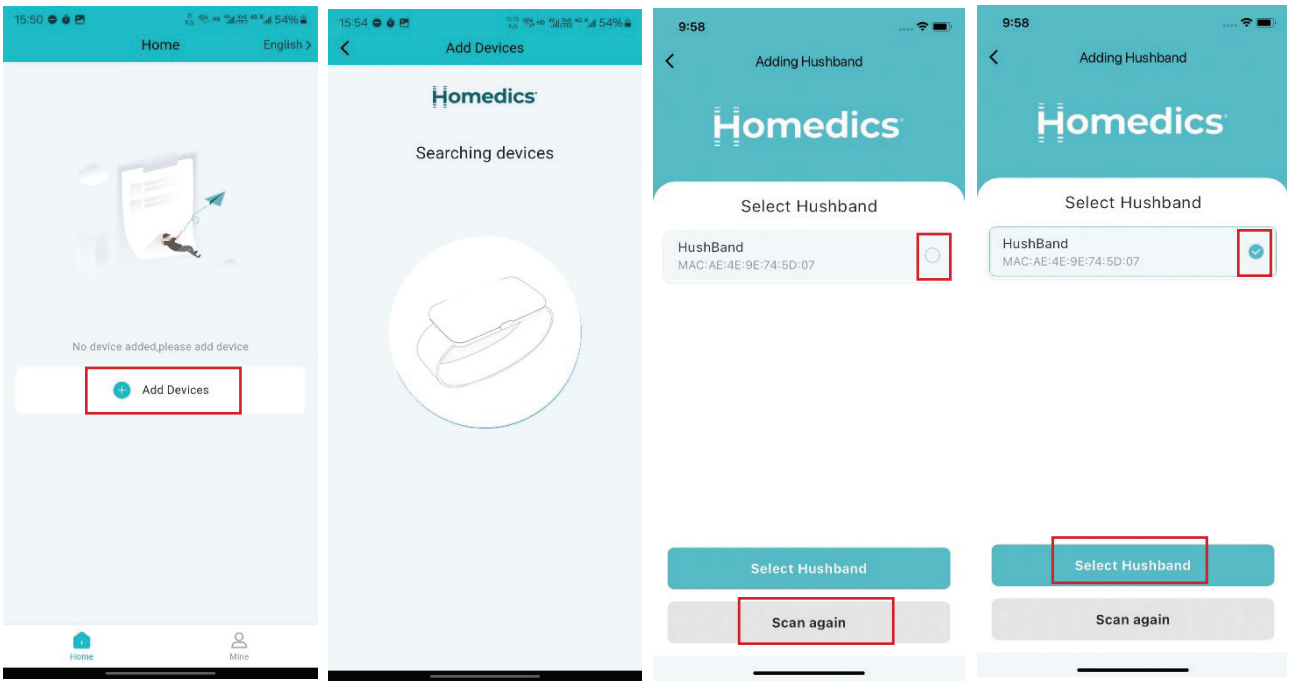

6. Once WakeBand is successfully connected to the App, you will see the screen below.Here you will be able to see remaining Battery level.
   You will notice the LED indicator is now **Solid BLUE**, located at the bottom of the WakeBand.

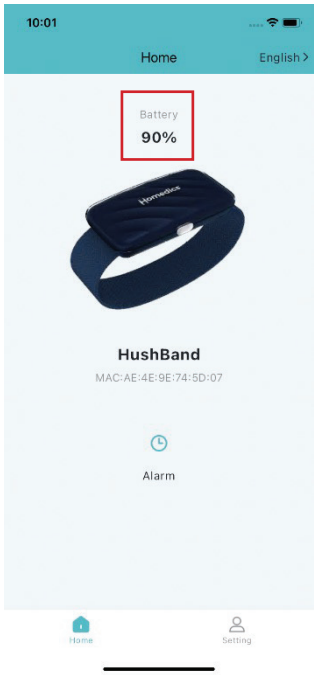

Setting Alarm and Settings in your App

1. Tap on “Alarm” to schedule new alarm. Select to your desired time (do take note of the AM/PM).

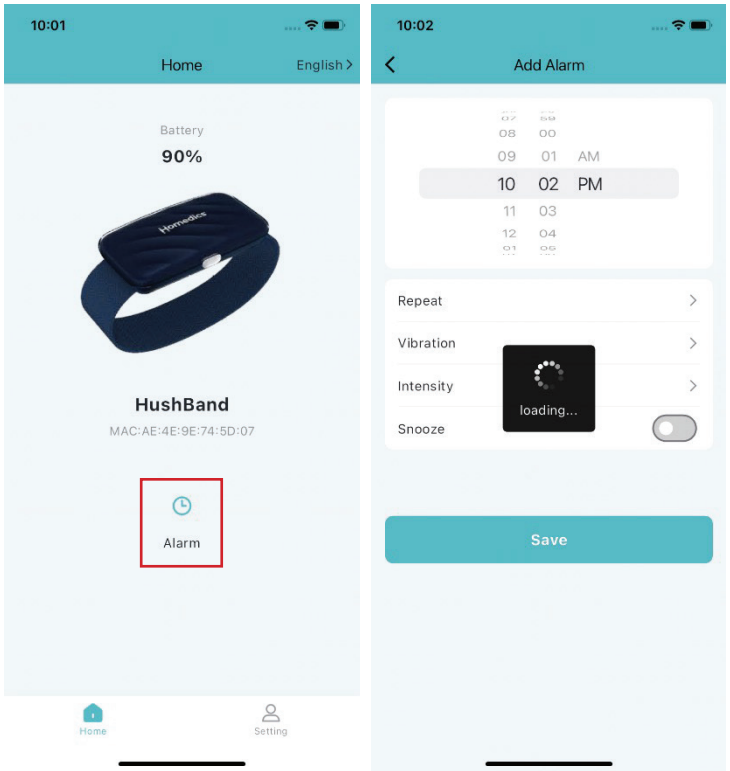

Tap on “Snooze” to enable the snooze function, which means you can snooze the alarm in two ways when it goes off at desired timing.
Method 1: Press the button on your WakeBand “ONCE” when you want to snooze. The alarm will trigger 9 mins later.

Method 2: Let the alarm vibrate non-stop for (current test sample only vibrates for 26 seconds) 10mins, once the vibration stops, snooze will kick in automatically.If “Snooze” is disabled, alarm will only trigger once. (Even if you have pressed the button “ONCE” on your WakeBand”).

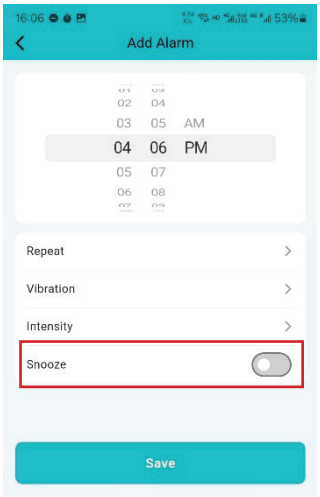

Tap on Vibration to choose which vibration mode you would like to experience when the alarm is triggered.
Selected Mode 2 as an example, tap Save to continue.
Tap on Intensity to choose which vibration strength (up 9, recommended to select 5 and above).

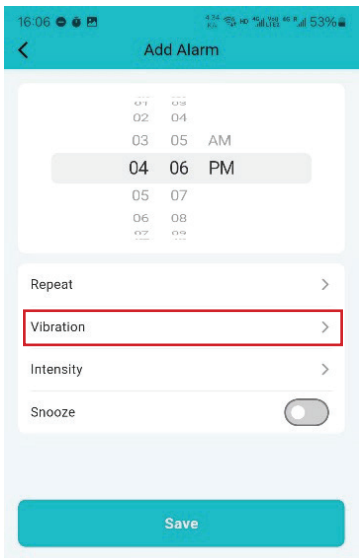

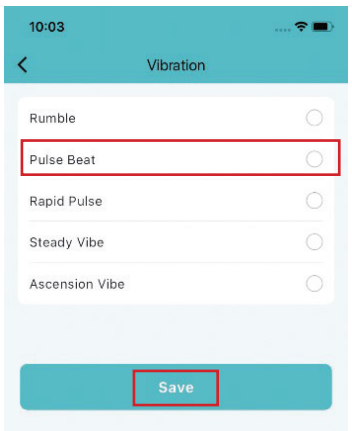

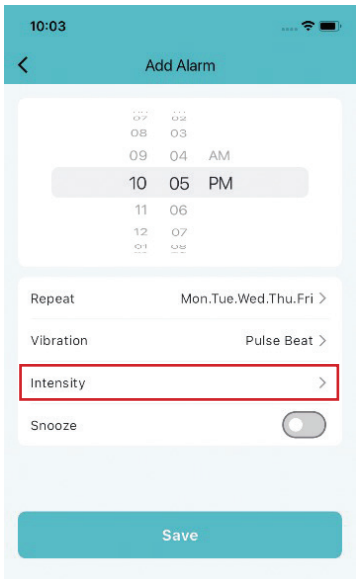

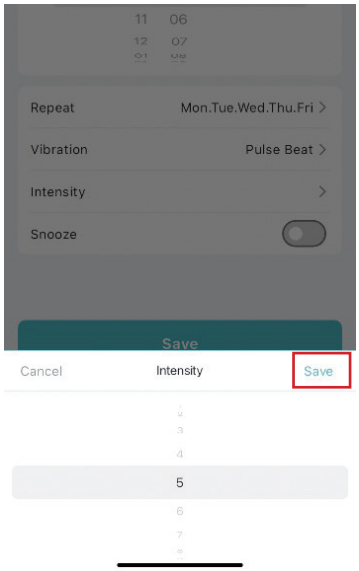

Rumble – 3 secs
Pulse Beat – 1 secs
Rapid Pulse – 0.5 secs
Steady Vibe – Continuous vibration
Ascension Vibe – Ascending vibration
Next, tap on “Repeat” to select which days you want to repeat the alarm.
Tap “Save” to save the settings.
Once you have confirmed the desired settings for the alarm, tap “Save” to save the settings.
You will return to the screen showing your desired pre-set alarm timing.
Tap the top left arrow to return to main menu.

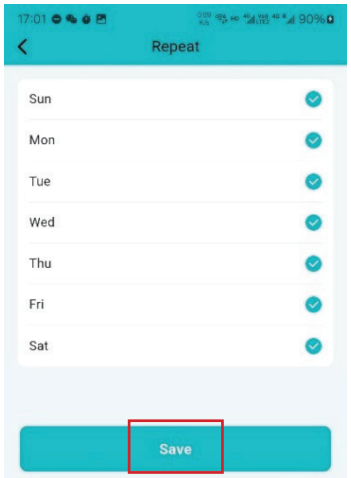

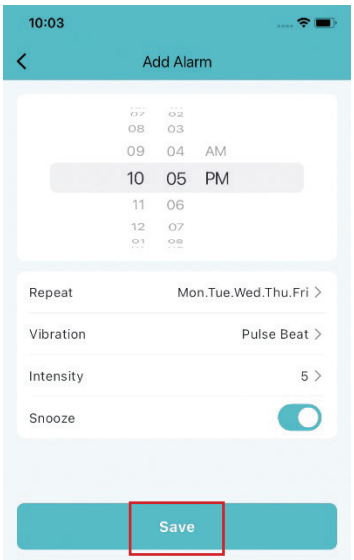

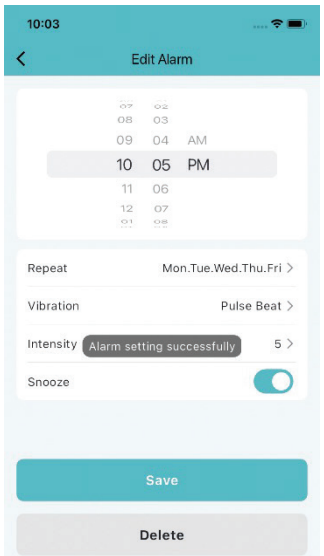

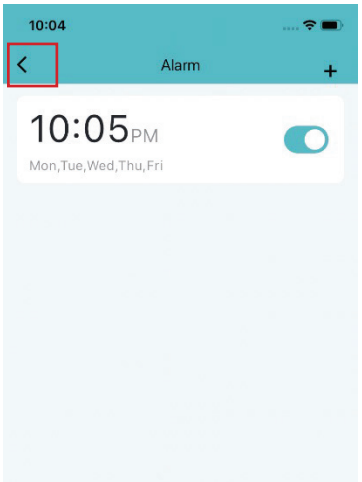

2. To change saved alarm settings, tap on “Alarm” to access the saved alarm listing. Note, maximum of up to 10 saved alarms.

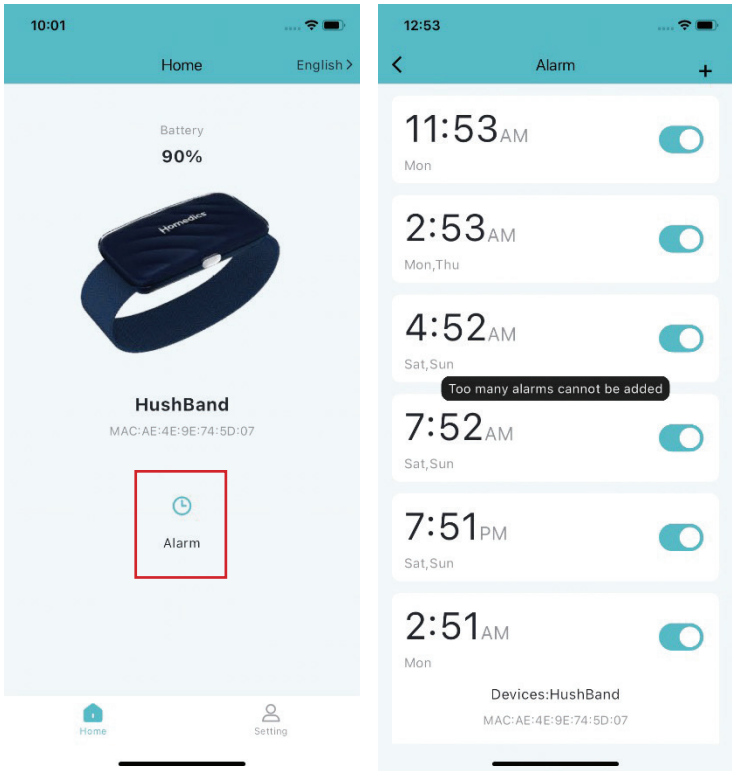

NOTE: Once you have saved an alarm in App, your WakeBand LED indicator will turn **GREEN.** This indicates your HusBand is connected to the Mobile Phone and alarm has been set.
If you see LED indicator display **WHITE**. This means your WakeBand is not connected to your Mobile Phone but alarm has been set.

other options in app

setting

Tap on “Switching Devices” to Switch devices, rename, delete connected WakeBand in App.

NOTE: All alarm settings in the WakeBand will be cleared when you delete(unbind) WakeBand from the App.

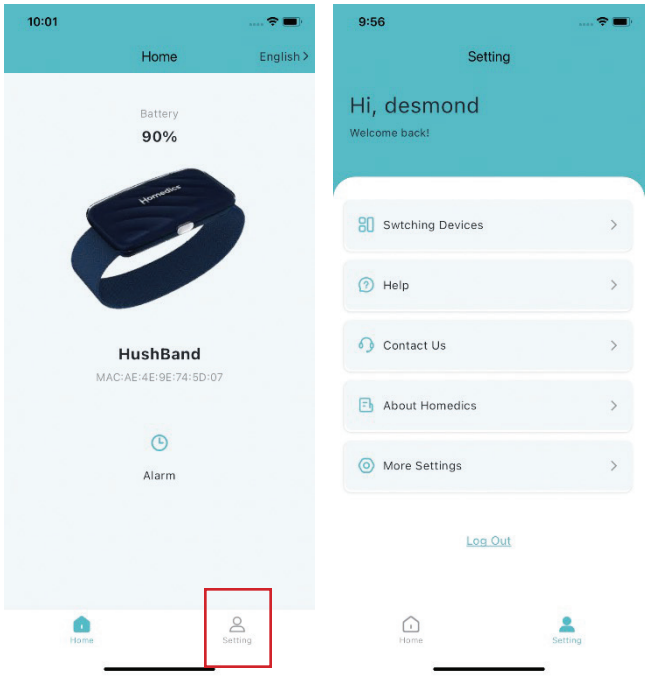

steps to rename WakeBand.

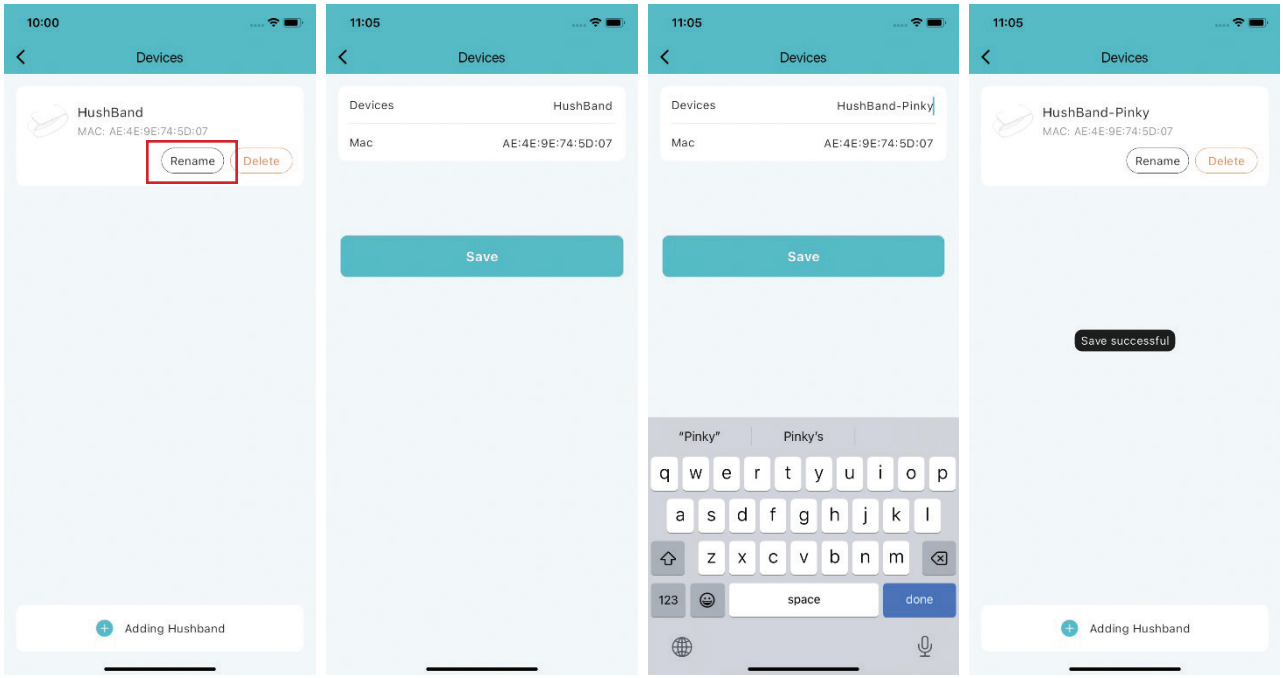

steps to delete WakeBand

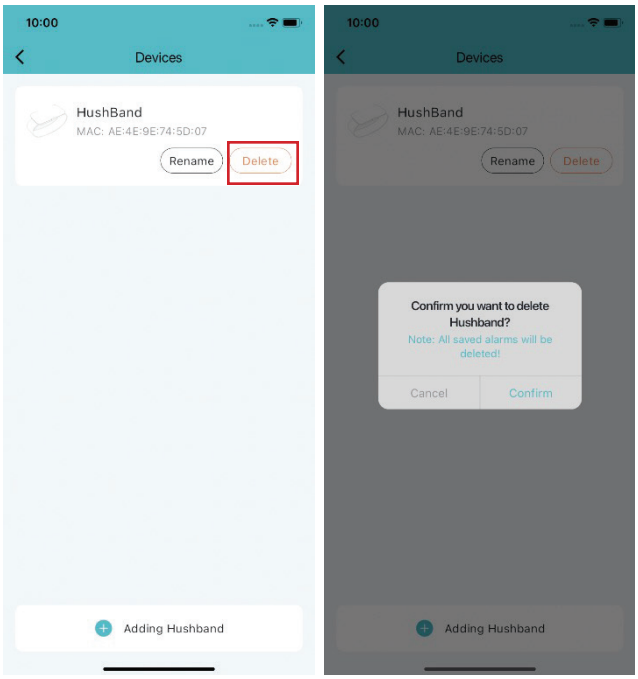

Tap on **"Help"** to get support for your WakeBand.
Tap on **"Contact Us"** to get more support from Homedics via call or email.
Tap on **"About Homedics"** to learn more about Homedics.
Tap on **"More Settings"** to change password, language, unsubscribe (cancel account), or update WakeBand software.

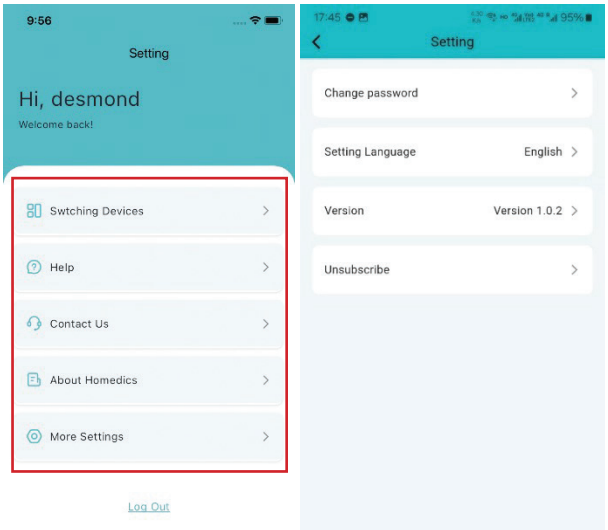

charging your WakeBand

1. Plug the Type-C USB charging cable into the USB port.
2. Align the pins on the gold contacts on the back of WakeBand, it will magnetically snap onto the unit.
3. The power indicator will light up RED when charging.
4. When the charging is finished, the charging light will disappear. May take up to 2 hours to completely charge and can last will last up to approximately 8 days. (runtime will depends on alarms and vibration intensity)
   NOTE: This device only comes with a charging cord, not an adapter. A USB phone charger will also charge the unit. The unit will not operate when it is charging. Use a 5V2A or 5V/1A charger but cannot be higher than 5V.
   To check on remaining power in wristband, ensure the wristband is powered on and check the Homedics WakeBand App home screen for more details. (refer to Homedics website for more information)

package contents

1 X WakeBand (Built-in rechargeable battery)

1 X USB Charging Cable

maintenance

TO CLEAN:

- Clean your WakeBand regularly. Use a soft, slightly damp cloth to wipe.
- NEVER allow water or any liquids to come into contact with your WakeBand.
- If you notice skin irritation, remove your WakeBand and contact customer support. For more information, see homedics.com/customer-support.

TO STORE:

- Store your WakeBand in its box or a cool, dry place.
- DO NOT hang the unit by the charging cord.
- The product should be stored at 25°C (77 °F).

wearing WakeBand

- Hold the WakeBand with both hands and gently pull apart the magnetic clasp to open it.
- Wrap the WakeBand around your wrist, ensuring band body rests comfortably against your skin.
- Unbuckle the adjustable magnetic clasp so that it can slide along the fabric strap to adjust strap tightness accordingly. Push the buckle to lock the magnetic clasp in place. Adjust the position or tightness as needed by reopening the clasp and repositioning the band.
- Stretch the fabric strap gently to fit your wrist size. The flexible material should feel snug but not too tight.
- Bring one end of the magnetic clasp near the adjustable magnetic clasp. Both of clasps will automatically snap into place, securing the band around your wrist.

placement when wearing to sleep

- Ensure HushBand is snug but not too tight. It should stay in place without restricting blood flow or causing discomfort.
- Adjust WakeBand so that the vibration node rests comfortably against your wrist.
- Avoid bending your wrist sharply to prevent discomfort.

change the strap

Remove strap

- Turn over your WakeBand and find the quick-release lever.
- While pressing the quick-release lever, gently pull the band away from the band to release it.
- Repeat on the other side.

Attach strap

- To attach strap, hold your WakeBand and slide the pin (the side opposite the quick-release lever) into the notch on the band.
- While pressing the quick-release lever, slide the other end of the strap into place.
- When both ends of the pin are inserted, release the quick-release lever.

location of parts and controls

Power ON (press and hold the button for 2 seconds)
Power OFF (press and hold the button for 2 seconds)
Snooze (when alarm is triggered, press button once to snooze)
Disable Alarm (when alarm is triggered, press button twice to disable alarm)
Reset to factory default (while device is powered on, press and hold button for 10 seconds, the LED will flash Blue to signify successfully restore to factory default)

Button

- Power ON
- Power OFF
- Snooze
- Disable Alarm
- Reset to Factory Default

- Lightweight
- Soft Fabric
- Flexible Strap



Adjustable Magnetic Clasp

Magnetic Charging Port

LED Indicator

Vibration Node

led indication

Blue (Flashing)	Pairing Mode
Blue (Solid)	Connected to Mobile Phone (No alarm set)
Red (Flashing)	Low battery (below 20%)
Red (Solid)	Charging in progress
Off	Full charge or Powered Off
Green (Solid)	Connected to Mobile Phone (Alarm is active)
White (Solid)	Disconnected from Mobile Phone or Out of Range (Alarm is active)

technical specs

TBC

supplier's declaration of conformity

Product description: WakeBand
Model Number: SS-WB100
Trade Name: Homedics
FCC Compliance Statement
This device complies with Part 15 of the FCC Rules. Operation is subject to the following two conditions: (1) This device may not cause harmful interference, and (2) This device must accept any interference received, including interference that may cause undesired operation.
U.S. Contact Information
Company: Homedics, LLC.
Address: 3000 N Pontiac Trail, Commerce Township, MI 48390
8:30am-7:00pm EST Monday-Friday 1-800-466-3342
Homedics is not responsible for any radio or TV interference caused by unauthorized modifications to this equipment. Such modifications could void the user authority to operate the equipment.

This equipment has been tested and found to comply with the limits for a Class B digital device, pursuant to Part 15 of the FCC Rules. These limits are designed to provide reasonable protection against harmful interference in a residential installation. This equipment generates, uses, and can radiate radio frequency energy and, if not installed and used in accordance with the instructions, may cause harmful interference to radio communications. However, there is no guarantee that interference will not ocur in a particular installation. If this equipment does cause harmful interference to radio or television reception, which can be determined by turning the equipment off and on, the user is encouraged to try to correct the interference by one or more of the following measures:

- Reorient or relocate the receiving antenna.
- Increase the separation between the equipment and receiver.
- Connect the equipment to an outlet on a circuit different from that to which the receiver is connected.
- Consult the dealer or an experienced radio/TV technician for help.

CAN ICES-003(B)/NMB-003(B)

1-year limited warranty

Homedics sells its products with the intent that they are free of defects in manufacture and workmanship for a period of 1 year from the date of original purchase, except as noted below. Homedics warrants that its products will be free of defects in material and workmanship under normal use and service. This warranty extends only to consumers and does not extend to Retailers.

To obtain warranty service on your Homedics product, contact a Consumer Relations representative for assistance. Please make sure to have the model number of the product available.

Homedics does not authorize anyone, including but not limited to Retailers, the subsequent consumer purchaser of the product from a Retailer, or remote purchasers, to obligate Homedics in any way beyond the terms set forth herein. This warranty does not cover damage caused by misuse or abuse; accident; the attachment of any unauthorized accessory; alteration to the product; improper installation; unauthorized repairs or modifications; improper use of electrical/power supply; loss of power; dropped product; malfunction or damage of an operating part from failure to provide manufacturer's recommended maintenance; transportation damage; theft; neglect; vandalism; or environmental conditions; loss of use during the period the product is at a repair facility or otherwise awaiting parts or repair; or any other conditions whatsoever that are beyond the control of Homedics.

This warranty is effective only if the product is purchased and operated in the country in which the product is purchased. A product that requires modifications or adoption to enable it to operate in any other country than the country for which it was designed, manufactured, approved, and/or authorized, or repair of products damaged by these modifications is not covered under this warranty.

THE WARRANTY PROVIDED HEREIN SHALL BE THE SOLE AND EXCLUSIVE WARRANTY. THERE SHALL BE NO OTHER WARRANTIES EXPRESS OR IMPLIED, INCLUDING ANY IMPLIED WARRANTY OF MERCHANTABILITY OR FITNESS OR ANY OTHER OBLIGATION ON THE PART OF THE COMPANY WITH RESPECT TO PRODUCTS COVERED BY THIS WARRANTY. HOMEDICS SHALL HAVE NO LIABILITY FOR ANY INCIDENTAL, CONSEQUENTIAL, OR SPECIAL DAMAGES. IN NO EVENT SHALL THIS WARRANTY REQUIRE MORE THAN THE REPAIR OR REPLACEMENT OF ANY PART OR PARTS THAT ARE FOUND TO BE DEFECTIVE WITHIN THE EFFECTIVE PERIOD OF THE WARRANTY. NO REFUNDS WILL BE GIVEN. IF REPLACEMENT PARTS FOR DEFECTIVE MATERIALS ARE NOT AVAILABLE, HOMEDICS RESERVES THE RIGHT TO MAKE PRODUCT SUBSTITUTIONS IN LIEU OF REPAIR OR REPLACEMENT.

This warranty does not extend to the purchase of opened, used, repaired, repackaged, and/or resealed products, including but not limited to sale of such products on internet auction sites and/or sales of such products by surplus or bulk resellers. Any and all warranties or guarantees shall immediately cease and terminate as to any products or parts thereof that are repaired, replaced, altered, or modified, without the prior express and written consent of Homedics.

This warranty provides you with specific legal rights. You may have additional rights that may vary from country to country. Because of individual country regulations, some of the above limitations and exclusions may not apply to you.

For more information regarding our product line in the USA, please visit www.Homedics.com. For Canada, please visit www.Homedics.ca.

FOR SERVICE IN THE USA
cservice@homedics.com
8:30am–7:00pm EST Monday–Friday
1-800-466-3342

FOR SERVICE IN CANADA
cservice@homedics.ca
8:30am–5:00pm EST Monday–Friday
1-888-225-7378

©2025 Homedics, LLC. All rights reserved.
Homedics is a registered trademark of Homedics, LLC.
Distributed by Homedics, LLC, 3000 N Pontiac Trail, Commerce Township, MI 48390
IB-SSWB100
Made in China

110mm

33mm

PP-SSWB100LC | ©2025 Homedics, LLC.

All rights reserved.
Homedics is a registered trademark of Homedics, LLC.
WakeBand is a trademark of Homedics, LLC.
L-05600, Rev. 1

Homedics

Your Silent Alarm WakeBand™

SAFETY AND LEGAL INFORMATION

READ AND SAVE THESE INSTRUCTIONS
PLEASE READ ALL INSTRUCTIONS CAREFULLY BEFORE OPERATING

This product is not a toy and is not intended for use or play by children. Keep out of the reach of children.

- Use this product only for its intended use as described in the manual.
- DO NOT use attachments or accessories not recommended by Homedics.
- DO NOT place or store this product where it can fall or be dropped into a tub or sink.
- DO NOT place or drop into water or any other liquid.
- Turn off product when not in use.
- NEVER operate this product if it has a damaged connector, cable, or housing.
- Keep away from heated surfaces.
- DO NOT dispose of a battery into fire or a hot oven.
- DO NOT mechanically crush or cut battery.
- DO NOT place on surface wet from water or cleaning solvents.
- Always keep the product away from high temperatures and fire.
- This product has an internal, non-replaceable lithium battery. This battery is not user serviceable. Please dispose in accordance with local, state, province, and country regulations.
- Only use with the USB charging cord provided with the unit. Only use with a Listed or Certified ITE or Class II USB Power Supply with an output rated 5VDC and minimum 1A. Use of any other cord or incompatible USB power supply may damage the product and may increase risk of harm to user or property.
- Follow all charging instructions and do not charge the appliance outside of the temperature range specified in the instructions. Charging improperly or at temperatures outside of the specified range may damage the battery and increase the risk of fire. Product operating and charging range: 0°C-40°C.
- This product is intended for indoor, household use only.
- Refer to the online manual for complete operation and maintenance details.

SUPPLIER'S DECLARATION OF CONFORMITY
Product Description: WakeBand
Model Numbers: SS-WB100
Trade Name: Homedics
FCC Compliance Statement
This device complies with Part 15 of the FCC Rules. This device contains license-exempt transmitter/receiver that complies with Innovation, Science and Economic Development Canada's license-exempt RSS(s). Operation is subject to the following two conditions: (1) This device may not cause harmful interference, and (2) This device must accept any interference received, including interference that may cause undesired operation
U.S. Contact Information
Company: Homedics, LLC.
Address: 3000 N. Pontiac Trail, Commerce Township, MI 48390
8:30am-7:00pm EST Monday-Friday 1-800-466-3342

Homedics is not responsible for any radio or TV interference caused by unauthorized modifications to this equipment. Such modifications could void the user authority to operate the equipment.

This equipment has been tested and found to comply with the limits for a Class B digital device, pursuant to Part 15 of the FCC Rules. These limits are designed to provide reasonable protection against harmful interference in a residential installation. This equipment generates, uses, and can radiate radio frequency energy and, if not installed and used in accordance with the instructions, may cause harmful interference to radio communications. However, there is no guarantee that interference will not occur in a particular installation. If this equipment does cause harmful interference to radio or television reception, which can be determined by turning the equipment off and on, the user is encouraged to try to correct the interference by one or more of the following measures:

- Reorient or relocate the receiving antenna.
- Increase the separation between the equipment and receiver.
- Connect the equipment to an outlet on a circuit different from that to which the receiver is connected.
- Consult the dealer or an experienced radio/TV technician for help.

CAN ICES-003(B)/NMB-003(B)

RF Exposure Statement
This equipment complies with FCC and ISED RF radiation exposure limits set forth for an uncontrolled environment. This transmitter must not be co-located or operated in conjunction with any other antenna or transmitter.

HOMEDICS LIMITED 1-YEAR WARRANTY
Homedics sells its products with the intent that they are free of defects in manufacture and workmanship for a period of 1 year from the date of original purchase, or the date of delivery, whichever is later, except as noted below. Homedics warrants that its products will be free of defects in material and workmanship under normal use and service. This warranty extends only to consumers and does not extend to Retailers.
IMPORTANT: To ensure the most efficient processing of your warranty claim and to stay informed about product updates and new offerings, please register your product at www.Homedics.com/product-registration. Registration is quick, easy, and offers benefits such as faster warranty service, product update notifications, and special promotional offers.
Purchase must have been made from an Authorized Retailer (or their web site) or an Authorized Reseller. Authorized Resellers are Amazon.com, Walmart.com and ebay.com, but only if they say "Shipped and/or Sold by Homedics." PRODUCTS PURCHASED FROM ANY OTHER ONLINE SELLERS WILL VOID THE WARRANTY. A copy of a sales or gift receipt is required for all warranty claims. This warranty is valid only for the original purchaser or gift recipient from the date of original purchase, or the date of delivery, whichever is later, and is not transferable.
To obtain warranty service on your Homedics product, contact a Consumer Relations representative by email at cservice@Homedics.com or by phone at 1-800-466-3342 (USA) or 1-888-225-7378 (Canada). Please have the product model number available and be prepared to describe the nature of the problem. Our Consumer Relations representatives are available Monday-Friday 8:30am-7:00pm EST (USA) or 8:30am-5:00pm EST (Canada). Do not send any products to Homedics without contacting us first and obtaining a Return Authorization number. Homedics will, at its sole discretion, repair, replace, or provide a credit for any product that proves to be defective in materials or workmanship during the warranty period. If a replacement product is provided, it will be of equal or greater value and functionality. Replacement may be with a new or refurbished product or components. If the product is no longer available, a product of equal or greater value may be substituted. Any product or part that is replaced becomes the property of Homedics. The warranty period for any replacement product continues from the purchase or delivery date of the original product, not from the date of replacement.
This warranty does not cover: Products purchased from unauthorized retailers, resellers or distributors; damage caused by misuse, abuse, negligence, accidents, or improper maintenance; use for purposes other than those for which the product was designed or intended; damage resulting from improper or unreasonable use or maintenance; failure to follow operating instructions provided with the product; damage resulting from unauthorized repairs, alterations, or modifications; cosmetic damage including, but not limited to, scratches, dents, and broken plastic on ports, unless resulting from defects in materials or workmanship; damage caused by normal wear and tear, including but not limited to, the natural breakdown of colors and materials over extended time and use; damage from external causes such as fire, flooding, earthquakes, or other acts of nature; damage from power surges, power failures, or improper electrical supply; damage to any accessories used in conjunction with a covered product; products with removed, defaced, or otherwise illegible serial numbers or date codes; products sold "AS IS", as "refurbished", or as "reconditioned"; freight, shipping, or transportation costs for returning the product; loss of use or any other incidental, consequential, or indirect damages. Any software included with the product is provided "AS IS" unless expressly provided for in any enclosed software limited warranty.
THE WARRANTY PROVIDED HEREIN SHALL BE THE SOLE AND EXCLUSIVE WARRANTY. THERE SHALL BE NO OTHER WARRANTIES EXPRESS OR IMPLIED INCLUDING ANY IMPLIED WARRANTY OF MERCHANTABILITY OR FITNESS OR ANY OTHER OBLIGATION ON THE PART OF THE COMPANY WITH RESPECT TO PRODUCTS COVERED BY THIS WARRANTY. HOMEDICS SHALL HAVE NO LIABILITY FOR ANY INCIDENTAL, CONSEQUENTIAL OR SPECIAL DAMAGES. IN NO EVENT SHALL THIS WARRANTY REQUIRE MORE THAN THE REPAIR OR REPLACEMENT OF ANY PART OR PARTS WHICH ARE FOUND TO BE DEFECTIVE WITHIN THE EFFECTIVE PERIOD OF THE WARRANTY. NO REFUNDS WILL BE GIVEN. IF REPLACEMENT PARTS FOR DEFECTIVE MATERIALS ARE NOT AVAILABLE, HOMEDICS RESERVES THE RIGHT TO MAKE PRODUCT SUBSTITUTIONS OR PROVIDE A WEB COUPON FOR HOMEDICS' WEBSITE IN LIEU OF REPAIR OR REPLACEMENT. TO THE EXTENT PERMITTED BY APPLICABLE LAW, HOMEDICS' LIABILITY SHALL NOT BE GREATER THAN THE PURCHASE VALUE OF THE PRODUCT.
This warranty gives you specific legal rights, and you may also have other rights which vary from state to state or country to country. Some states or countries do not allow limitations on implied warranties or the exclusion or limitation of incidental or consequential damages, so these limitations may not apply to you. For consumers who are covered by consumer protection laws or regulations in their country of purchase or residence, the benefits conferred by this warranty are in addition to all rights and remedies conveyed by such consumer protection laws and regulations. This warranty does not exclude, limit or suspend any rights of consumers arising from non-conformity with a sales contract.
Homedics does not authorize anyone, including, but not limited to, Retailers, the subsequent consumer purchaser of the product from a Retailer or remote purchasers, to obligate Homedics in any way beyond the terms set forth herein. This warranty does not cover damage caused by misuse or abuse; accident; the attachment of any unauthorized accessory; alteration to the product; improper installation; unauthorized repairs or modifications; improper use of electrical/power supply; loss of power; dropped product; malfunction or damage of an operating part from failure to provide manufacturer's recommended maintenance; transportation damage; theft; neglect; vandalism; or environmental conditions; loss of use during the period the product is at a repair facility or otherwise awaiting parts or repair; or any other conditions whatsoever that are beyond the control of Homedics.
For warranty claims, Homedics will cover the cost of shipping the replacement product for valid claims within the USA. Consumers are responsible for the cost of shipping the product to Homedics.
If you have a dispute, we hope to resolve it as quickly and easily as possible. First discuss your dispute with a Consumer Relations representative. If the Consumer Relations representative is unable to resolve your dispute, you agree that either Homedics or you can initiate arbitration as described in this section (the "Arbitration Agreement"). Arbitration means an impartial third party will hear the dispute between Homedics and you and provide a decision. Binding arbitration means the decision of the arbitrator is final and enforceable. A dispute is any unresolved disagreement between Homedics and you. A dispute also includes a disagreement about this Arbitration Agreement's meaning, application, or enforcement. The arbitrator shall decide any dispute under this Arbitration Agreement. Homedics and you each agree to waive the right to a jury trial or a trial in front of a judge in a public court. This Arbitration Agreement has only one exception regarding the disputes that are arbitrable: Either Homedics or you may still take any dispute to small claims court. This Arbitration Agreement is governed by the Federal Arbitration Act. The American Arbitration Association (AAA) will administer each arbitration and the selection of arbitrations will be according to applicable AAA rules. The arbitration will be held in the state of your residence. Neither Homedics nor you will be entitled to join or consolidate disputes by or against others as a representative or member of a class, to obtain relief in any arbitration in the interests of the general public, or to act as a private attorney general (the "Class Action Waiver"). Homedics will cover the cost of arbitration for any non-frivolous claims, but not the claimant's attorney fees. If any provision related to this arbitration agreement is found to be illegal or unenforceable, then such provision shall be severed from the arbitration agreement, but the rest of the agreement shall remain enforceable and in full effect. Homedics or you each can exercise any lawful rights or use other available remedies to: Preserve or obtain possession of property; exercise self-help remedies including setoff rights; or obtain injunctive relief (including public injunctive relief), attachment, garnishment, or appointment of a receiver by a court of competent jurisdiction. The substance of any disputes where public injunctive relief is available shall be decided by the arbitrator. Only if the claimant succeeds on its claim permitting the remedy of a public injunction may such claimant request that a court of competent jurisdiction enter an injunction in conformity with the arbitral award. You have the right to opt out of this Arbitration Agreement. If you opt out, neither you nor Homedics can require the other to participate in an arbitration proceeding. To opt out, you must contact Homedics by email at the address specified below no later than 30 calendar days from the date of the first consumer purchaser's purchase of the product. You must provide: (a) your name and address; (b) the date on which the product was purchased; (c) the product model number; and (d) the serial number found on the product. Opting out of the Arbitration Agreement shall not be construed as a modification of any other terms, including the Class Action Waiver.
For more information regarding our product line in the USA, please visit: www.Homedics.com. For Canada, please visit: www.Homedics.ca.

For service in the USA
cservice@homedics.com
8:30am–7:00pm EST Monday–Friday
1-800-466-3342

See instruction manual for complete operation, maintenance, and safety information.