Annex C Internal photos




161791eut15.jpg: Host (Excellence Titrator T9), internal view 1

The red circle shows the position of the EUT (13.56 MHz RFID reader module electronic incl. antenna within plastic housing) inside the host device.

Annex C Internal photos



161791eut19.jpg: Host (Excellence Titrator T9), internal view 3

Annex C Internal photos




161791pcbA1.jpg: Host (Excellence Titrator T9), PCB 1, top view 1

The red circle shows the EUT (13.56 MHz RFID reader module electronic incl. antenna within plastic housing) inside the host device.

Annex C Internal photos



161791pcbG22: EUT (13.56 MHZ RFID reader module) inside plastic housing

Annex C Internal photos



161791pcbG1; EUT (13.56 MHz RFID reader module), PCB, top view

Annex C Internal photos

161791pcbG; EUT (13.56 MHz RFID reader module), PCB, bottom view




161791pcbA2.jpg: Host (Excellence Titrator T9), PCB 1, top view 2



161791pcbA3.jpg: Host (Excellence Titrator T9), PCB 1, bottom view




161791pcbB1.jpg: Host (Excellence Titrator T9), PCB 2, top view




161791pcbB3.jpg: Host (Excellence Titrator T9), PCB 2, bottom view

Annex C Internal photos




161791pcbC1.jpg: Host (Excellence Titrator T9), PCB 3, top view

Annex C Internal photos




161791pcbC2.jpg: Host (Excellence Titrator T9), PCB 3, bottom view

Annex C Internal photos

161791pcbC3.jpg: Host (Excellence Titrator T9), PCB 3, front view

Annex C Internal photos




161791pcbD1.jpg: Host (Excellence Titrator T9), PCB 4, top view

Annex C Internal photos




161791pcbD2.jpg: Host (Excellence Titrator T9), PCB 4, bottom view

Annex C Internal photos

161791pcbD3.jpg: Host (Excellence Titrator T9), PCB 4, front view

Annex C Internal photos

161791pcbE1.jpg: Host (Excellence Titrator T9), PCB 5, top view 1

Annex C Internal photos




161791pcbE2.jpg: Host (Excellence Titrator T9), PCB 5, top view 2, PCB 6 removed

Annex C Internal photos




161791pcbE3.jpg: Host (Excellence Titrator T9), PCB 5, bottom view




161791pcbE4.jpg: Host (Excellence Titrator T9), PCB 5, front view

Annex C Internal photos



161791pcbE6.jpg: Host (Excellence Titrator T9), PCB 5, top view 2

The red circuits show the 125 kHz RFID reader electronic and antenna of the host device which is not part of this test report.




161791eut18.jpg: Host (Excellence Titrator T9), 125 kHz RFID antenna

Detail photo of the 125 kHz RFID Antenna of the host device
which is not part of this test report.




161791eut17.jpg: Host (Excellence Titrator T9), 125 kHz RFID antenna installation

Annex C Internal photos

161791pcbF1.jpg: Host (Excellence Titrator T9), PCB 6, top view

Annex C Internal photos

161791pcbF2.jpg: Host (Excellence Titrator T9), PCB 6, bottom view