DEKRA Testing and Certification (Suzhou) Co., Ltd.
No.99 Hongye Rd., Suzhou Industrial Park, Suzhou, 215006, Jiangsu, China
TEL: +86-512-6251-5088 / FAX: +86-512-6251-5098

Test report No:
24A0695R-RF-US-P09V06

FCC&ISED TEST REPORT

Product Name	WiFi 7 (802.11be) 2x2 Dual Band Dual Concurrent Wireless Module
Trademark	COMPEX
Model and /or type reference	WLE7002E56, WLTE7002E56, WLTB7002E56
FCC ID	TK4WL7002E56
IC	7849A-WL7002E56
Applicant´s name / address	Compex Systems Pte Ltd No 178 Paya Lebar Road #05-05 Singapore 409030
Test method requested, standard	47 CFR FCC Part 15 (Section 15.407) ANSI C63.10: 2013 RSS-Gen Issue 5 RSS-248 Issue 3
Verdict Summary	IN COMPLIANCE
Documented by (name / position & signature)	Jun Xu / Project Manager
Approved by (name / position & signature)	Jack Zhang / Manager
Date of issue	2024-12-27
Report Version	V1.0
Report template No	Template_FCC -RF-V1.0

INDEX

page

General conditions 5
Environmental conditions 5
Possible test case verdicts 6
Abbreviations 6
Document History 7
Remarks and Comments 7
Used Equipment 8
Uncertainty 10
1 General Information 11
1.1 General Description of the Item(s) 11
1.2 Antenna Information 12
1.3 Channel List 14
1.4 Data Rate 15
2 Description of Test Setup 18
2.1 Operating mode(s) used for tests 18
2.2 Auxiliary equipment / Test software for the EUT 19
2.3 Test Configuration / Block diagram used for tests 20
2.4 Testing process 21
3 Verdict summary section 22
3.1 Standards 22
3.2 Deviation(s) from the Standard(s) / Test Specification(s) 22
3.3 Overview of results 23
3.4 Test Matrix 25
3.5 Test Facility 26
4 Test Results 27
4.1 AC Power Line Conducted Emission 27
4.1.1 Limit 27
4.1.2 Test Setup 27
4.1.3 Test Procedure 27
4.2 Radiated Spurious Emissions and Band Edge (Restricted-band) 28
4.2.1 Limit 28
4.2.2 Test Setup 30
4.2.3 Test Procedure 31
4.3 Emission bandwidth 32

4.3.1 Limit 32
4.3.2 Test Setup 32
4.3.3 Test Procedure 32
Test Method 32
4.4 Duty cycle 33
4.4.1 Limit 33
4.4.2 Test Setup 33
4.4.3 Test Procedure 33
4.5 Power Output 34
4.5.1 Limit 34
4.5.2 Test Setup 35
4.5.3 Test Procedure 35
4.6 Maximum Power Spectral Density 37
4.6.1 Limit 37
4.6.2 Test Setup 37
4.6.3 Test Procedure 38
4.7 In-Band Emissions 39
4.7.1 Limit 39
4.7.2 Test Setup 39
4.7.3 Test Procedure 39
4.8 Contention Based Protocol 41
4.8.1 Limit 41
4.8.2 Test Setup 41
4.8.3 Test Procedure 41
4.9 Frequency Stability 42
4.9.1 Limit: 42
4.9.2 Test Setup 42
4.9.3 Test Procedure 42
4.10 Antenna Requirement 43
4.10.1 Limit: 43
4.10.2 Antenna Connector Construction: 43
5 Test setup photo and EUT Photo 44
6 Test Result 45
Appendix A: Radiated Spurious Emissions and Band Edge (Restricted-band) 45
Appendix B: Emission bandwidth and occupied bandwidth 261
Appendix C: Duty cycle 359
Appendix D: Power Output 408

Appendix E: Maximum Power Spectral Density 426
Appendix F: Contention Based Protocol 439
Appendix G: In-Band Emissions 483
Appendix I: Frequency Stability 532

COMPETENCES AND GUARANTEES

DEKRA is a testing laboratory competent to carry out the tests described in this report.
In order to assure the traceability to other national and international laboratories, DEKRA has a calibration and maintenance program for its measurement equipment.

DEKRA guarantees the reliability of the data presented in this report, which is the result of the measurements and the tests performed to the item under test on the date and under the conditions stated in the report and it is based on the knowledge and technical facilities available at DEKRA at the time of performance of the test.

DEKRA is liable to the client for the maintenance of the confidentiality of all information related to the item under test and the results of the test.

The results presented in this Test Report apply only to the particular item under test established in this document.

IMPORTANT: No parts of this report may be reproduced or quoted out of context, in any form or by any means, except in full, without the previous written permission of DEKRA.

GENERAL CONDITIONS

Test Location	No. 99, Hongye Road, Suzhou Industrial Park Suzhou, 215006, P.R. China
Date(receive sample)	Aug. 26, 2024
Date (start test)	Aug. 27, 2024
Date (finish test)	Nov. 27, 2024

1. This report is only referred to the item that has undergone the test.
2. This report does not constitute or imply on its own an approval of the product by the Certification Bodies or Competent Authorities.
3. This document is only valid if complete; no partial reproduction can be made without previous written permission of DEKRA.
4. This test report cannot be used partially or in full for publicity and/or promotional purposes without previous written permission of DEKRA.

ENVIRONMENTAL CONDITIONS

The climatic conditions during the tests are within the limits specified by the manufacturer for the operation of the EUT and the test equipment. The climatic conditions during the tests were within the following limits:

Ambient temperature	15 °C – 35 °C
Relative Humidity air	30% - 60%

If explicitly required in the basic standard or applied product / product family standard the climatic values are recorded and documented separately in this test report.

POSSIBLE TEST CASE VERDICTS

Test case does not apply to test object	N/A
Test object does meet requirement	P (Pass) / PASS
Test object does not meet requirement	F (Fail) / FAIL
Not measured	N/M

ABBREVIATIONS

For the purposes of the present document, the following abbreviations apply:

EUT	:	Equipment Under Test
QP	:	Quasi-Peak
CAV	:	CISPR Average
AV	:	Average
CDN	:	Coupling Decoupling Network
SAC	:	Semi-Anechoic Chamber
OATS	:	Open Area Test Site
BW	:	Bandwidth
AM	:	Amplitude Modulation
PM	:	Pulse Modulation
HCP	:	Horizontal Coupling Plane
VCP	:	Vertical Coupling Plane
U_N	:	Nominal voltage
*T*x	:	Transmitter
*R*x	:	Receiver
N/A	:	Not Applicable
N/M	:	Not Measured

DOCUMENT HISTORY

Report No.	Version	Description	Issued Date
24A0695R-RF-US-P09V06	V1.0	Initial issue of report.	2024-12-27

REMARKS AND COMMENTS

1. The equipment under test (EUT) does meet the essential requirements of the stated standard(s)/test(s).
2. These test results on a sample of the device are for the purpose of demonstrating Compliance with 47 CFR FCC Part 15 (Section 15.407), RSS-248 Issue 3. This report is based on Dekra Report No.2480883R-RF-US-P09V03. The customer stated that the new EUT turned off the 2.4G WiFi function through software and added the 6G WiFi function, and used different combiners and filters. We verified the worst data on the new EUT according to KDB484596, and the test results did not deteriorate. Therefore, this report refers to all the test data of Dekra Report No.2480883R-RF-US-P09V03.
3. The measurement result is considered in conformance with the requirement if it is within the prescribed limit, It is not necessary to account the uncertainty associated with the measurement result.
4. The test results presented in this report relate only to the object tested.
5. The test report shall not be reproduced without the written approval of DEKRA Testing and Certification (Suzhou) Co., Ltd.
6. This report will not be used for social proof function in China market.
7. DEKRA declines any responsibility with the following test data provided by customer that may affect the validity of result:

- Chapter 1.1 General Description of the Item(s);
- Chapter 1.2 Antenna Informaion;
- Chapter 1.3 Channel List;
- Chapter 1.4 Data Rate;

USED EQUIPMENT

Conducted Test/ TR8

Instrument	Manufacturer	Model No.	Serial No.	Cal. Date	Next Cal. Date	Firmware Versiom	Software version
Wireless Connectivity Tester	R&S	CMW 270	102593	2024.05.15	2025.05.14	V 4.0.60	N/A
Coaxial Cable	N/A	N/A	2477	2024.06.11	2025.06.10	N/A	N/A
Coaxial Cable	N/A	N/A	2478	2024.06.11	2025.06.10	N/A	N/A
High and low temperature and fast temperature change test box	ASTUOD	ASTD-FBT-225K	N/A	2024.04.21	2025.04.20	N/A	N/A
Temperature/Humidity Meter	RTS	RTS-8S	RF07	2024.07.04	2025.07.03	N/A	N/A
Test system							
Instrument	Manufacturer	Model No.	Serial No.	Cal. Date	Next Cal. Date	Firmware Versiom	Software version
MAX Signal Analyzer	Keysight	N9010A	MY48030494	2023.11.08	2024.11.07	A.14.03	N/A
MAX Signal Analyzer	Keysight	N9010A	MY48030494	2024.10.26	2025.10.25	A.14.03	N/A
RF Control Unit	Tonscend	JS0806-2	22G8060594	2024.02.06	2025.02.05	N/A	N/A
MXG-B RF Vector Signal Generator	Keysight	N5182B	MY61252529	2024.05.12	2025.05.11	B.01.96	N/A
Frequency extender for EXG or MXG	Keysight	N5182BX07	MY59362500	2024.05.12	2025.05.11	N/A	N/A
EXG-B MW Analog Signal Generator	Keysight	N5173B	MY61252566	2024.07.06	2025.07.05	B.01.95	N/A
Test Software	Tonscend	TS1120	JS1120-3	N/A	N/A	N/A	V3.0.22

Radiated Emission(9KHz-1GHz) / AC2

Instrument	Manufacturer	Model No.	Serial No.	Cal. Date	Next Cal. Date	Firmware Versiom	Software version
EMI Test Receiver	R&S	ESCI	100176	2024.05.12	2025.05.11	4.42 SP3	N/A
Loop Antenna	R&S	HFH2-Z2E	101149	2024.03.27	2025.03.26	N/A	N/A
Bilog Antenna	Teseq GmbH	CBL6112D	27611	2024.03.20	2025.03.19	N/A	N/A
Temperature/Humidity Meter	RTS	RTS-8S	AC2-TH	2024.07.04	2025.07.03	N/A	N/A
Coaxial Cable	Huber+Suhner	SUCOFLEX 106	AC2-C	2024.02.29	2025.02.28	N/A	N/A
Dekra test software	Dekra	N/A	N/A	N/A	N/A	N/A	3

Radiated Emission (1GHz-40GHz) / AC5

Instrument	Manufacturer	Model No.	Serial No.	Cal. Date	Next Cal. Date	Firmware Versiom	Software version
EXA Spectrum Analyzer	Keysight	N9020B	MY60112218	2023.11.08	2024.11.07	A.31.05	N/A
EXA Spectrum Analyzer	Keysight	N9020B	MY60112218	2024.11.02	2025.11.01	A.31.05	N/A
Pre-Amplifier	SKET	LNPA_0118G-45	SK2021090101	2024.04.27	2025.04.26	N/A	N/A
Preamplifier	CHENGYI	EMC184045SE	980263	2024.07.06	2025.07.05	N/A	N/A
DRG Horn	ETS-Lindgren	3117	00167055	2023.09.16	2024.09.15	N/A	N/A
DRG Horn	ETS-Lindgren	3117	00167055	2024.08.29	2025.08.28	N/A	N/A
Broad-Band Horn Antenna	Schwarzbeck	BBHA9170	294	2024.05.30	2025.05.29	N/A	N/A
Filter Switch Box	MVE	MSW-F196	C070001S	2024.04.20	2025.04.19	N/A	N/A
Temperature/ Humidity Meter	RTS	RTS-8S	AC5-TH	2024.07.04	2025.07.03	N/A	N/A
Coaxial Cable	ROSENBERGER	LA1-C011-2000/3000	AC5-40G	2024.01.25	2025.01.24	N/A	N/A
Coaxial Cable	ROSENBERGER	LA1-C011-2000/3000	AC5-40G-2	2024.05.26	2025.05.25	N/A	N/A
Cable	Rosenberger	LA1-C011-1000	0523	2024.05.26	2025.05.25	N/A	N/A
Dekra test software	Dekra	N/A	N/A	N/A	N/A	N/A	3

UNCERTAINTY

Uncertainties have been calculated according to the DEKRA internal document. The reported expanded uncertainties are based on a standard uncertainty multiplied by a coverage factor of k=2, providing a level of confidence of approximately 95%.

Test item	Uncertainty
AC Power Line Conducted Emission	± 2.92 dB
Radiated Emission(30MHz~1GHz)	Horizontal: 30MHz~200MHz: 4.60 dB 200MHz~1GHz: 4.10 dB Vertical: 30MHz~200MHz: 4.80 dB 200MHz~1GHz: 4.10 dB
Radiated Emission(1GHz~40GHz)	Horizontal: 1GHz~18GHz: 5.00 dB Vertical: 1GHz~18GHz: 4.80 dB Horizontal: 18GHz~40GHz: 5.30 dB Vertical: 18GHz~40GHz: 5.10 dB
RF Antenna Port Conducted Emission	± 1.13 dB
Radiated Emission Band Edge	± 5.00 dB
Occupied Bandwidth	± 279 Hz
Power Spectral Density	± 1.13 dB
Frequency Stability	± 100 Hz

1 GENERAL INFORMATION

1.1 General Description of the Item(s)

Product Name .....:	WiFi 7 (802.11be) 2x2 Dual Band Dual Concurrent Wireless Module
Model No. .....:	WLE7002E56, WLTE7002E56, WLTB7002E56
Trademark. .....:	COMPEX
FCC ID.....:	TK4WL7002E56
IC .....:	7849A-WL7002E56
Hardware Version.....:	V1.0
Software Version .....:	V1.0
Manufacturer .....:	Compex Systems Pte Ltd
Manufacturer Address .....:	No 178 Paya Lebar Road #05-05 Singapore 409030
Model difference .....:	Model WLE7002E56, WLTE7002E56 and WLTB7002E56 are identical except for different interfaces.

Wireless specifiction.....:	WIFI 6G					
Transmit modes.....:	☒	802.11ax(20MHz)	☒	802.11ax(40MHz)	☒	802.11ax(80MHz)
	☒	802.11ax(160MHz)	☒	802.11be(20MHz)	☒	802.11be(40MHz)
	☒	802.11be(80MHz)	☒	802.11be(160MHz)	☒	802.11be(320MHz)
Frequency Range .....:	U-NII-5: 5925 MHz to 6425 MHz					
	U-NII-6: 6425 MHz to 6525 MHz					
	U-NII-7: 6525 MHz to 6875 MHz					
	U-NII-8: 6875 MHz to 7125 MHz					
Product Type .....:	☒	Low-power indoor access point				
	☒	Low-power client devices				
Type of Modulation & Data Rate ....:	Refer to Clause 1.4					
Number of channels .....:	Refer to Clause 1.3					

Rated power supply..... :	Voltage and Frequency	
	☐	AC: 220 - 240 V, 50/60 Hz
	☐	AC: 100 - 240 V, 50/60 Hz
	☒	DC: 3.3 V
	☐	Poe:
	☐	Adapter:
Mounting position ..... :	☐	Tabletop equipment
	☐	Wall/Ceiling mounted equipment
	☐	Floor standing equipment
	☐	Hand-held/Portable equipment
	☒	Other: RF Module

1.2 Antenna Information

Antenna Set1:

Antenna model / type number .....:	ANT256Q6A-NM					
Antenna Delivery .....:	☒	1TX + 1RX				
	☒	2TX + 2RX				
	☐	Others: ……				
Antenna technology.....:	☒	SISO				
	☒	MIMO	☒	CDD		
			☒	Beam-forming		
Antenna Type .....:	☒	External	☒	Dipole		
			☐	Sectorized		
	☐	Internal	☐	Ceramic Chip		
			☐	PIFA		
			☐	Others……		
Antenna Gain.....:	SISO:	Antenna 1	6.0dBi	Antenna 2	6.0dBi	
	CDD For Power:	6.0 dBi	CDD For PSD:	9.01 dBi		
	Beam-forming For Power:	9.01 dBi	Beam-forming For PSD:	12.02 dBi		

Antenna Set2:

Antenna model / type number .....:	RFDPA161504IMLB902 RFDPA161517IMLB902					
Antenna Delivery .....:	☒	1TX + 1RX				
	☒	2TX + 2RX				
	☐	Others: ……				
Antenna technology.....:	☒	SISO				
	☒	MIMO	☒	CDD		
			☒	Beam-forming		
Antenna Type .....:	☒	External	☒	Dipole		
			☐	Sectorized		
	☐	Internal	☐	Ceramic Chip		
			☐	PIFA		
			☐	Others……		
Antenna Gain.....:	SISO:	Antenna 1	4.53 dBi	Antenna 2	4.53 dBi	
	CDD For Power:	4.53 dBi	CDD For PSD:	7.54 dBi		
	Beam-forming For Power:	7.54 dBi	Beam-forming For PSD:	10.55 dBi		
Antenna difference .....:	The antenna bodies are the same, the only difference is the Cable length.					

Antenna Set3:

Antenna model / type number .....:	ARY121-0277-005-00 ARY121-0277-006-00					
Antenna Delivery .....:	☒	1TX + 1RX				
	☒	2TX + 2RX				
	☐	Others: ……				
Antenna technology.....:	☒	SISO				
	☒	MIMO	☒	CDD		
			☒	Beam-forming		
Antenna Type .....:	☒	External	☒	Dipole		
			☐	Sectorized		
	☐	Internal	☐	Ceramic Chip		
			☐	PIFA		
			☐	Others……		
Antenna Gain.....:	SISO:	Antenna 1	3.62 dBi	Antenna 2	3.62 dBi	
	CDD For Power:	3.62 dBi	CDD For PSD:	6.63 dBi		
	Beam-forming For Power:	6.63 dBi	Beam-forming For PSD:	9.64 dBi		
Antenna difference .....:	The antenna bodies are the same, the only difference is the Cable length.					

Note: The data shown in report was based on ANT256Q6A-NM Antenna which gain is higher.

1.3 Channel List

U-NII-5/6/7/8:

802.11ax/be(20MHz) Working Frequency of Each Channel:							
Channel	Frequency	Channel	Frequency	Channel	Frequency	Channel	Frequency
1	5955 MHz	5	5975 MHz	9	5995 MHz	13	6015 MHz
17	6035 MHz	21	6055 MHz	25	6075 MHz	29	6095 MHz
33	6115 MHz	37	6135 MHz	41	6155 MHz	45	6175 MHz
49	6195 MHz	53	6215 MHz	57	6235 MHz	61	6255 MHz
65	6275 MHz	69	6295 MHz	73	6315 MHz	77	6335 MHz
81	6355 MHz	85	6375 MHz	89	6395 MHz	93	6415 MHz
97	6435 MHz	101	6455 MHz	105	6475 MHz	109	6495 MHz
113	6515 MHz	117	6535 MHz	121	6555 MHz	125	6575 MHz
129	6595 MHz	133	6615 MHz	137	6635 MHz	141	6655 MHz
145	6675 MHz	149	6695 MHz	153	6715 MHz	157	6735 MHz
161	6755 MHz	165	6775 MHz	169	6795 MHz	173	6815 MHz
177	6835 MHz	181	6855 MHz	185	6875 MHz	189	6895 MHz
193	6915 MHz	197	6935 MHz	201	6955 MHz	205	6975 MHz
209	6995 MHz	213	7015 MHz	217	7035 MHz	221	7055 MHz
225	7075 MHz	229	7095 MHz	233	7115 MHz	N/A	N/A
802.11ax/be(40MHz) Working Frequency of Each Channel:							
Channel	Frequency	Channel	Frequency	Channel	Frequency	Channel	Frequency
3	5965 MHz	11	6005 MHz	19	6045 MHz	27	6085 MHz
35	6125 MHz	43	6165 MHz	51	6205 MHz	59	6245 MHz
67	6285 MHz	75	6325 MHz	83	6365 MHz	91	6405 MHz
99	6445 MHz	107	6485 MHz	115	6525 MHz	123	6565 MHz
131	6605 MHz	139	6645 MHz	147	6685 MHz	155	6725 MHz
163	6765 MHz	171	6805 MHz	179	6845 MHz	187	6885 MHz
195	6925 MHz	203	6965 MHz	211	7005 MHz	219	7045 MHz
227	7085 MHz	N/A	N/A	N/A	N/A	N/A	N/A
802.11ax/be(80MHz) Working Frequency of Each Channel:							
Channel	Frequency	Channel	Frequency	Channel	Frequency	Channel	Frequency
7	5985 MHz	23	6065 MHz	39	6145 MHz	55	6225 MHz
71	6305 MHz	87	6385 MHz	103	6465 MHz	119	6545 MHz
135	6625 MHz	151	6705 MHz	167	6785 MHz	183	6865 MHz
199	6945 MHz	215	7025 MHz	N/A	N/A	N/A	N/A
802.11ax/be(160MHz) Working Frequency of Each Channel:							
Channel	Frequency	Channel	Frequency	Channel	Frequency	Channel	Frequency
15	6025 MHz	47	6185 MHz	79	6345 MHz	111	6505 MHz
143	6665 MHz	175	5825 MHz	207	6985 MHz	N/A	N/A
802.11be(320MHz) Working Frequency of Each Channel:							
Channel	Frequency	Channel	Frequency	Channel	Frequency	Channel	Frequency
31	6105 MHz	63	6265 MHz	95	6425 MHz	127	6585 MHz
159	6745 MHz	191	6905 MHz	N/A	N/A	N/A	N/A

1.4 Data Rate

IEEE 802.11ax

Spatial streames	MCS Index	Modulation	R	Data Rate(Mb/s)											
				800ns GI				1600ns GI				3200ns GI			
				20MHz	40MHz	80MHz	160MHz	20MHz	40MHz	80MHz	160MHz	20MHz	40MHz	80MHz	160MHz
1	0	BPSK	1/2	8.6	17.2	36	72.1	8.1	16.3	34	68.1	7.3	14.6	30.6	61.3
1	1	QPSK	1/2	17.2	34.4	72.1	144.1	16.3	32.5	68.1	136.1	14.6	29.3	61.3	122.5
1	2	QPSK	3/4	25.8	51.6	108.1	216.2	24.4	48.8	102.1	204.2	21.9	43.9	91.9	183.8
1	3	16-QAM	1/2	34.4	68.8	144.1	288.2	32.5	65	136.1	272.2	29.3	58.5	122.5	245
1	4	16-QAM	3/4	51.6	103.2	216.2	432.4	48.8	97.5	204.2	408.3	43.9	87.8	183.8	367.5
1	5	64-QAM	2/3	68.8	137.6	288.2	576.5	65	130	272.2	544.4	58.5	117	245	490
1	6	64-QAM	3/4	77.4	154.9	324.3	648.5	73.1	146.3	306.3	612.5	65.8	131.6	275.6	551.3
1	7	64-QAM	5/6	86	172.1	360.3	720.6	81.3	162.5	340.3	680.6	73.1	146.3	306.3	612.5
1	8	256QAM	3/4	103.2	206.5	432.4	864.7	97.5	195	408.3	816.7	87.8	175.5	367.5	735
1	9	256QAM	5/6	114.7	229.4	480.4	960.8	108.3	216.7	453.7	907.4	97.5	195	408.3	816.7
1	10	1024QAM	3/4	129	258.1	540.4	1080.9	121.9	243.8	510.4	1020.8	109.7	219.4	459.4	918.8
1	11	1024QAM	5/6	143.4	286.8	600.5	1201	135.4	270.8	567.1	1134.3	121.9	243.8	510.4	1020.8
2	0	BPSK	1/2	17.2	34.4	72	144.2	16.2	32.6	68	136.2	14.6	29.2	61.2	122.6
2	1	QPSK	1/2	34.4	68.8	144.2	288.2	32.6	65	136.2	272.2	29.2	58.6	122.6	245
2	2	QPSK	3/4	51.6	103.2	216.2	432.4	48.8	97.6	204.2	408.4	43.8	87.8	183.8	367.6
2	3	16-QAM	1/2	68.8	137.6	288.2	576.4	65	130	272.2	544.4	58.6	117	245	490
2	4	16-QAM	3/4	103.2	206.4	432.4	864.8	97.6	195	408.4	816.6	87.8	175.6	367.6	735
2	5	64-QAM	2/3	137.6	275.2	576.4	1153	130	260	544.4	1088.8	117	234	490	980
2	6	64-QAM	3/4	154.8	309.8	648.6	1297	146.2	292.6	612.6	1225	131.6	263.2	551.2	1102.6
2	7	64-QAM	5/6	172	344.2	720.6	1441.2	162.6	325	680.6	1361.2	146.2	292.6	612.6	1225
2	8	256QAM	3/4	206.4	413	864.8	1729.4	195	390	816.6	1633.4	175.6	351	735	1470
2	9	256QAM	5/6	229.4	458.8	960.8	1921.6	216.6	433.4	907.4	1814.8	195	390	816.6	1633.4
2	10	1024QAM	3/4	258	516.2	1080.8	2161.8	243.8	487.6	1020.8	2041.6	219.4	438.8	918.8	1837.6
2	11	1024QAM	5/6	286.8	573.6	1201	2402	270.8	541.6	1134.2	2268.6	243.8	487.6	1020.8	2041.6

IEEE 802.11be

Spatial streames	MCS Index	Modulation	R	Data Rate(Mb/s)											
				800ns GI				1600ns GI				3200ns GI			
				20MHz	40MHz	80MHz	160MHz	20MHz	40MHz	80MHz	160MHz	20MHz	40MHz	80MHz	160MHz
1	0	BPSK	1/2	8.6	17.2	36	72.1	8.1	16.3	34	68.1	7.3	14.6	30.6	61.3
1	1	QPSK	1/2	17.2	34.4	72.1	144.1	16.3	32.5	68.1	136.1	14.6	29.3	61.3	122.5
1	2	QPSK	3/4	25.8	51.6	108.1	216.2	24.4	48.8	102.1	204.2	21.9	43.9	91.9	183.8
1	3	16-QAM	1/2	34.4	68.8	144.1	288.2	32.5	65	136.1	272.2	29.3	58.5	122.5	245
1	4	16-QAM	3/4	51.6	103.2	216.2	432.4	48.8	97.5	204.2	408.3	43.9	87.8	183.8	367.5
1	5	64-QAM	2/3	68.8	137.6	288.2	576.5	65	130	272.2	544.4	58.5	117	245	490
1	6	64-QAM	3/4	77.4	154.9	324.3	648.5	73.1	146.3	306.3	612.5	65.8	131.6	275.6	551.3
1	7	64-QAM	5/6	86	172.1	360.3	720.6	81.3	162.5	340.3	680.6	73.1	146.3	306.3	612.5
1	8	256QAM	3/4	103.2	206.5	432.4	864.7	97.5	195	408.3	816.7	87.8	175.5	367.5	735
1	9	256QAM	5/6	114.7	229.4	480.4	960.8	108.3	216.7	453.7	907.4	97.5	195	408.3	816.7
1	10	1024QAM	3/4	129	258.1	540.4	1080.9	121.9	243.8	510.4	1020.8	109.7	219.4	459.4	918.8
1	11	1024QAM	5/6	143.4	286.8	600.5	1201	135.4	270.8	567.1	1134.3	121.9	243.8	510.4	1020.8
1	12	4096QAM	3/4	155	310	649	1297	146	293	613	1225	131	263	551	1103
1	13	4096QAM	5/6	172	344	721	1441	163	325	681	1361	146	293	613	1225
2	0	BPSK	1/2	17.2	34.4	72	144.2	16.2	32.6	68	136.2	14.6	29.2	61.2	122.6
2	1	QPSK	1/2	34.4	68.8	144.2	288.2	32.6	65	136.2	272.2	29.2	58.6	122.6	245
2	2	QPSK	3/4	51.6	103.2	216.2	432.4	48.8	97.6	204.2	408.4	43.8	87.8	183.8	367.6
2	3	16-QAM	1/2	68.8	137.6	288.2	576.4	65	130	272.2	544.4	58.6	117	245	490
2	4	16-QAM	3/4	103.2	206.4	432.4	864.8	97.6	195	408.4	816.6	87.8	175.6	367.6	735
2	5	64-QAM	2/3	137.6	275.2	576.4	1153	130	260	544.4	1088.8	117	234	490	980
2	6	64-QAM	3/4	154.8	309.8	648.6	1297	146.2	292.6	612.6	1225	131.6	263.2	551.2	1102.6
2	7	64-QAM	5/6	172	344.2	720.6	1441.2	162.6	325	680.6	1361.2	146.2	292.6	612.6	1225
2	8	256QAM	3/4	206.4	413	864.8	1729.4	195	390	816.6	1633.4	175.6	351	735	1470
2	9	256QAM	5/6	229.4	458.8	960.8	1921.6	216.6	433.4	907.4	1814.8	195	390	816.6	1633.4
2	10	1024QAM	3/4	258	516.2	1080.8	2161.8	243.8	487.6	1020.8	2041.6	219.4	438.8	918.8	1837.6
2	11	1024QAM	5/6	286.8	573.6	1201	2402	270.8	541.6	1134.2	2268.6	243.8	487.6	1020.8	2041.6
2	12	4096QAM	3/4	310	620	1298	2594	292	586	1226	2450	262	526	1102	2206
2	13	4096QAM	5/6	344	688	1442	2882	326	650	1362	2722	292	586	1226	2450

IEEE 802.11be:

Spatial streames	MCS Index	Modulation	R	Data Rate(Mb/s)		
				800ns GI	1600ns GI	3200ns GI
				320MHz	320MHz	320MHz
1	0	BPSK	1/2	144	136	123
1	1	QPSK	1/2	288	272	245
1	2	QPSK	3/4	432	408	368
1	3	16-QAM	1/2	577	544	490
1	4	16-QAM	3/4	865	817	735
1	5	64-QAM	2/3	1153	1089	980
1	6	64-QAM	3/4	1297	1225	1103
1	7	64-QAM	5/6	1441	1361	1225
1	8	256QAM	3/4	1729	1633	1470
1	9	256QAM	5/6	1922	1815	1633
1	10	1024QAM	3/4	2162	2042	1838
1	11	1024QAM	5/6	2402	2269	2042
1	12	4096QAM	3/4	2594	2450	2205
1	13	4096QAM	5/6	2882	2722	2450
2	0	BPSK	1/2	288	272	246
2	1	QPSK	1/2	576	544	490
2	2	QPSK	3/4	864	816	736
2	3	16-QAM	1/2	1154	1088	980
2	4	16-QAM	3/4	1730	1634	1470
2	5	64-QAM	2/3	2306	2178	1960
2	6	64-QAM	3/4	2594	2450	2206
2	7	64-QAM	5/6	2882	2722	2450
2	8	256QAM	3/4	3458	3266	2940
2	9	256QAM	5/6	3844	3630	3266
2	10	1024QAM	3/4	4324	4084	3676
2	11	1024QAM	5/6	4804	4538	4084
2	12	4096QAM	3/4	5188	4900	4410
2	13	4096QAM	5/6	5764	5444	4900

Note: We have evaluated low/mid/high data rate, the blue font is the highest power data rate.

2 DESCRIPTION OF TEST SETUP

2.1 Operating mode(s) used for tests

During the tests the following operating mode(s) has(have) been used.

Test Mode	Mode 1: Transmit by 802.11ax (20MHz)
	Mode 2: Transmit by 802.11ax (40MHz)
	Mode 3: Transmit by 802.11ax (80MHz)
	Mode 4: Transmit by 802.11ax (160MHz)
	Mode 5: Transmit by 802.11be (20MHz)
	Mode 6: Transmit by 802.11be (40MHz)
	Mode 7: Transmit by 802.11be (80MHz)
	Mode 8: Transmit by 802.11be (160MHz)
	Mode 9: Transmit by 802.11be (320MHz)

Note 1: Regards to the frequency band operation: the lowest, middle and highest frequency channel were selected to perform the test, then shown on this report.

2.2 Auxiliary equipment / Test software for the EUT

Auxiliary equipment	Type / Version	Manufacturer	Supplied by
(1) Notebook	Think pad x220	Lenovo	Adapter
(2) USB Control Cable	N/A	N/A	N/A
(3) USB Control Cable	N/A	N/A	N/A
software	Type / Version		
Putty	N/A		

Accessories Information	Cable		
	Length used during test [m]	Attached during test	Shielded
(2)USB Control Cable	1	☒	☒
(3)USB Control Cable	8	☒	☒

2.3 Test Configuration / Block diagram used for tests

Test setup Diagram- Conducted test

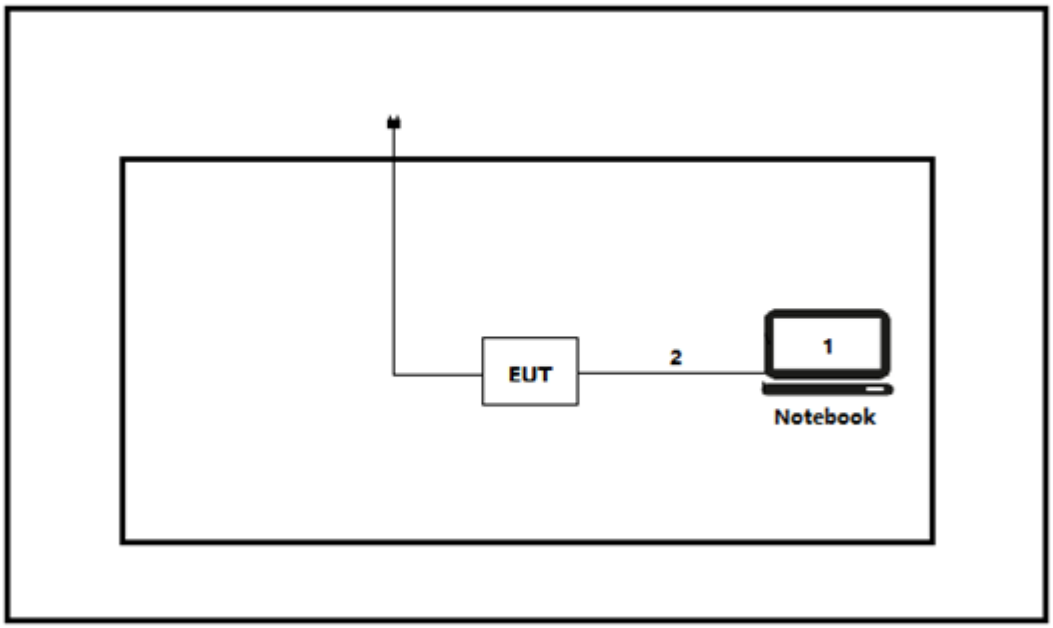

Test setup Diagram- Radiated Emission

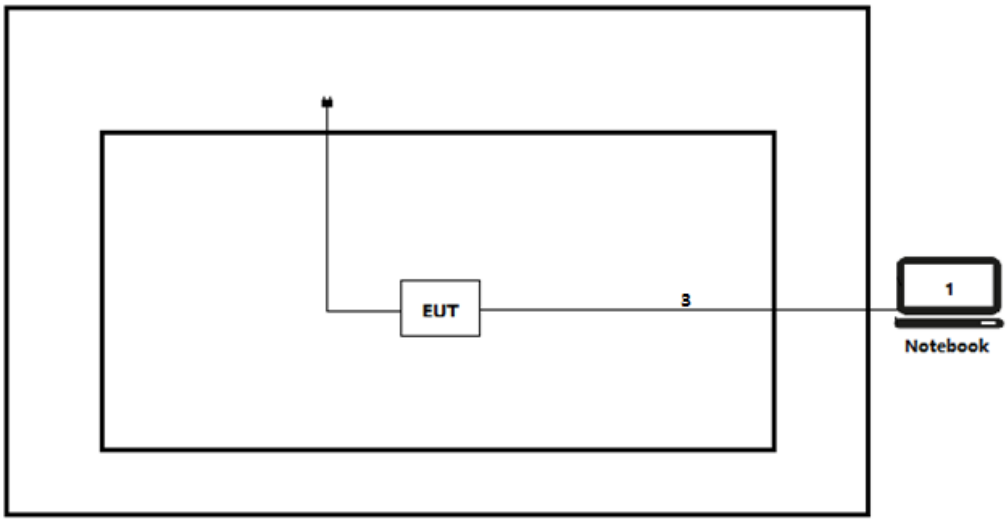

2.4 Testing process

1	Setup the EUT as shown in Section 2.3.
2	Execute the “Putty” on the notebook.
3	Configure the test mode, the test channel, and the data rate.
4	Verify that the EUT works properly.

3 VERDICT SUMMARY SECTION

This chapter presents an overview of standards and results. Refer to the next chapters for details of measured test results and applied test levels.

3.1 Standards

Standard	Year	Description
ANSI C63.10	2013	American National Standard of Procedures for Compliance Testing of Unlicensed Wireless Devices
FCC CFR Title 47 Part 15 Subpart E	2024	FCC CFR Title 47 Part 15 Subpart E
KDB 789033 D02 General UNII Test Procedures New Rules v02r01	2017	This document provides guidance for determining emissions compliance of U-NII devices under Part 15, Subpart E of the FCC rules.
KDB 987594 D02 U-NII 6 GHz EMC Measurement v02	2023	Guidelines for compliance testing of unlicensed national information infrastructure 6 GHz (U-NII) devises Part 15, Subpart E
KDB 662911	2020	Provision to Allow Measurement of Directional Gain of Multi-Antenna Systems for Compliance Verification
RSS-Gen Issue 5 Amendment 2	2021	General Requirements forCompliance of Radio Apparatus
RSS-248 Issue 3	2024	Radio Local Area Network (RLAN) Devices Operating in the 5925-7125 MHz Band

3.2 Deviation(s) from the Standard(s) / Test Specification(s)

The following deviation(s) was / were made from the published requirements of the listed standards: N/A.

(Please define the deviations from the standard(s) if applicable)

3.3 Overview of results

Requirement – Test case of FCC	Basic standard(s)	Verdict	Remark
Conducted Emission	FCC CFR Title 47 Part 15 Subpart E: Section 15.207	N/A	EUT is DC powered, not applicable.
Radiated Spurious Emissions and Band Edge (Restricted-band)	FCC CFR Title 47 Part 15 Subpart E: Section 15.407(b)	PASS	Test data please refer to **Appendix A**
Emission bandwidth and occupied bandwidth	FCC CFR Title 47 Part 15 Subpart E: Section 15.407(a)	PASS	Test data please refer to **Appendix B**
Duty cycle	ANSI C63.10:2013	PASS	Test data please refer to **Appendix C**
Power Output	FCC CFR Title 47 Part 15 Subpart E: Section 15.407(a)	PASS	Test data please refer to **Appendix D**
Peak Power Spectral Density	FCC CFR Title 47 Part 15 Subpart E: Section 15.407(a)	PASS	Test data please refer to **Appendix E**
Contention Based Protocol	FCC CFR Title 47 Part 15 Subpart E: Section 15.407(d)	PASS	Test data please refer to **Appendix F**
In-Band Emissions	FCC CFR Title 47 Part 15 Subpart E: Section 15.407(b)	PASS	Test data please refer to **Appendix G**
Frequency Stability	FCC CFR Title 47 Part 15 Subpart E: Section 15.407(g)	PASS	Test data please refer to **Appendix H**
Antenna Requirement	FCC 15.203	PASS	---

Requirement – Test case of ISED	Basic standard(s)	Verdict	Remark
Conducted Emission	RSS-Gen Issue 5: Section 8.8	N/A	EUT is DC powered, not applicable.
Radiated Spurious Emissions and Band Edge (Restricted-band)	RSS-Gen Issue 5: Section 8.9 RSS-248 Issue 3: Section 4.6	PASS	Test data please refer to **Appendix A**
Emission bandwidth and occupied bandwidth	RSS-Gen Issue 5: Section 6.7 RSS-248 Issue 3: Section 4.4	PASS	Test data please refer to **Appendix B**
Duty cycle	ANSI C63.10:2013	PASS	Test data please refer to **Appendix C**
Power Output	RSS-248 Issue 3: Section 4.5	PASS	Test data please refer to **Appendix D**
Peak Power Spectral Density	RSS-248 Issue 3: Section 4.5	PASS	Test data please refer to **Appendix E**
Contention Based Protocol	RSS-248 Issue 3: Section 4.7	PASS	Test data please refer to **Appendix F**
In-Band Emissions	RSS-248 Issue 3: Section 4.6	PASS	Test data please refer to **Appendix G**
Frequency Stability	RSS-Gen Issue 5: Section 6.11	PASS	Test data please refer to **Appendix H**
Antenna Requirement	RSS-Gen Issue 5 Section 6.8	PASS	---

3.4 Test Matrix

Test item	Model : WLE7002E26	
	#1	#2
Radiated Spurious Emissions and Band Edge (Restricted-band)	☐	☒
Emission bandwidth and occupied bandwidth	☒	☐
Duty cycle	☒	☐
Power Output	☒	☐
Peak Power Spectral Density	☒	☐
Contention Based Protocol	☒	☐
In-Band Emissions	☐	☒
Frequency Stability	☒	☐
Note 1: The difference between Sample 1 and Sample 2 is whether it is equipped with an antenna. Sample 1 is a test product with an RF module equipped with an SMA wire, and Sample 2 is a test product with a customer-specific antenna.		

3.5 Test Facility

USA	**:**	**FCC Designation Number: CN1199**
CA	**:**	**ISED CAB identifier: CN0040**

4 TEST RESULTS

4.1 AC Power Line Conducted Emission	VERDICT: N/A

4.1.1 Limit

Standard	FCC Part 15 Subpart C Paragraph 15.207, RSS-Gen Issue 5: Section 8.8	
Frequency range [MHz]	Limit: QP [dB(μV)[1)]]	Limit: AV [dB(μV) [1)]]
0,15 - 0,50	66 – 56 [2)]	56 - 46 [2)]
0,50 - 5,0	56	46
5,0 - 30	60	50

[1)] At the transition frequency, the lower limit applies.
[2)] The limit decreases linearly with the logarithm of the frequency.
NOTE 1: The exclusion band for transmitters shall be considered for transmitters operating at frequencies below 30 MHz.
NOTE 2: Where the AC output port is directly connected (or via a circuit breaker) to the AC power input port of the EUT the AC power output port need not to be tested.

4.1.2 Test Setup

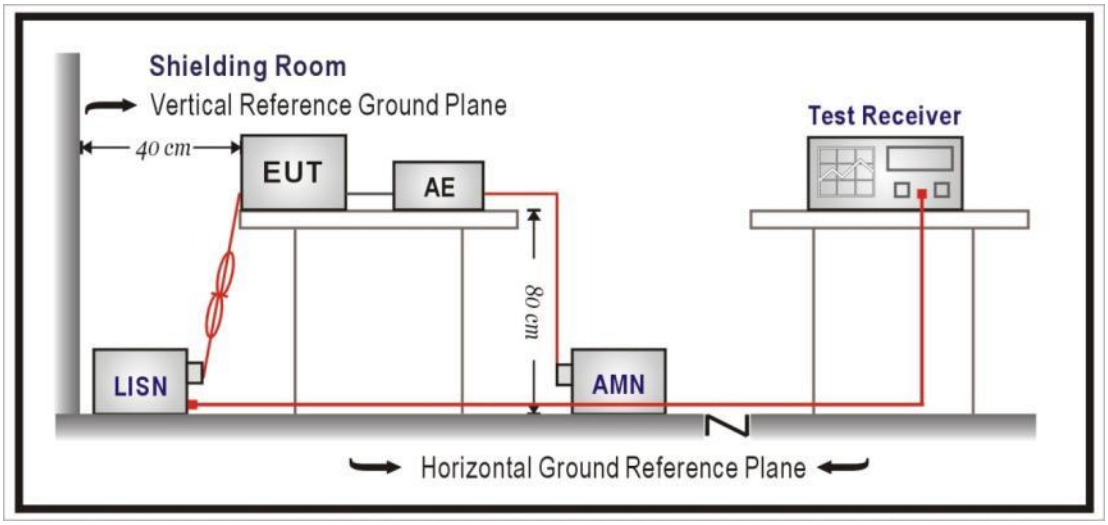

4.1.3 Test Procedure

	References Rule	Chapter	Item
☒	ANSI C63.10-2013	6.2	Standard test method for ac power-line conducted emissions from unlicensed wireless devices

4.2 Radiated Spurious Emissions and Band Edge (Restricted-band)	VERDICT: PASS

4.2.1 Limit	
Standard	FCC Part 15 Subpart C Paragraph 15.205, RSS-Gen Issue 5:Section 8.9; RSS-248 Issue 3:Section 4.6

Restricted Bands of operation

MHz	MHz	MHz	GHz
0. 090−0. 110	16. 42−16. 423	399. 9−410	4. 5−5. 15
[1]0. 495−0. 505	16. 69475−16. 69525	608−614	5. 35−5. 46
2. 1735−2. 1905	16. 80425−16. 80475	960−1240	7. 25−7. 75
4. 125−4. 128	25. 5−25. 67	1300−1427	8. 025−8. 5
4. 17725−4. 17775	37. 5−38. 25	1435−1626. 5	9. 0−9. 2
4. 20725−4. 20775	73−74. 6	1645. 5−1646. 5	9. 3−9. 5
6. 215−6. 218	74. 8−75. 2	1660−1710	10. 6−12. 7
6. 26775−6. 26825	108−121. 94	1718. 8−1722. 2	13. 25−13. 4
6. 31175−6. 31225	123−138	2200−2300	14. 47−14. 5
8. 291−8. 294	149. 9−150. 05	2310−2390	15. 35−16. 2
8. 362−8. 366	156. 52475−156. 52525	2483. 5−2500	17. 7−21. 4
8. 37625−8. 38675	156. 7−156. 9	2690−2900	22. 01−23. 12
8. 41425−8. 41475	162. 0125−167. 17	3260−3267	23. 6−24. 0
12. 29−12. 293	167. 72−173. 2	3332−3339	31. 2−31. 8
12. 51975−12. 52025	240−285	3345. 8−3358	36. 43−36. 5
12. 57675−12. 57725	322−335. 4	3600−4400	([2])
13. 36−13. 41			

[1]Until February 1, 1999, this restricted band shall be 0.490-0.510 MHz.

[2]Above 38.6

FCC Part 15 Subpart C Paragraph 15.209 (Restricted Band Emissions Limit). RSS-Gen Issue 5:Section 8.9			
Frequency (MHz)	Field strength (μ V/m)	Field strength (dB μ V/m)	Measurement distance (m)
0.009 - 0.49	2400/F(kHz)	48.5 – 13.8	300(Note 1)
0.49 - 1.705	24000/F(kHz)	33.8 - 23	30(Note 1)
1.705 - 30	30	29.5	30(Note 1)
30 - 88	100	40	3(Note 2)
88 - 216	150	43.5	3(Note 2)
216 - 960	200	46	3(Note 2)
Above 960	500	54	3(Note 2)

Note 1: At frequencies below 30 MHz, measurements may be performed at a distance closer than that specified in the regulations; however, an attempt should be made to avoid making measurements in the near field. Pending the development of an appropriate measurement procedure for measurements performed below 30 MHz, when performing measurements at a closer distance than specified, the results shall be extrapolated to the specified distance by either making measurements at a minimum of two distances on at least one radial to determine the proper extrapolation factor or by using the square of an inverse linear distance extrapolation factor (40 dB/decade).

Note 2: At frequencies at or above 30 MHz, measurements may be performed at a distance other than what is specified provided: measurements are not made in the near field except where it can be shown that near field measurements are appropriate due to the characteristics of the device; and it can be demonstrated that the signal levels needed to be measured at the distance employed can be detected by the measurement equipment. Measurements shall not be performed at a distance greater than 30 meters unless it can be further demonstrated that measurements at a distance of 30 meters or less are impractical. When performing measurements at a distance other than that specified, the results shall be extrapolated to the specified distance using an extrapolation factor of 20 dB/decade (inverse linear-distance for field strength measurements; inverse-linear-distance-squared for power density measurements).

FCC Part 15 Subpart C Paragraph 15.407(5)(b) (Unrestricted Band Emissions Limit), RSS-248 Issue 3:Section 4.6		
Operating Frequency Band (MHz)	EIRP Limit (dBm/MHz)	Equivalent Field Strength at 3m (dBμV/m)
5925 - 7125	-27	68.3

4.2.2 Test Setup

Below 30MHz Test Setup:



30MHz-1GHz Test Setup:

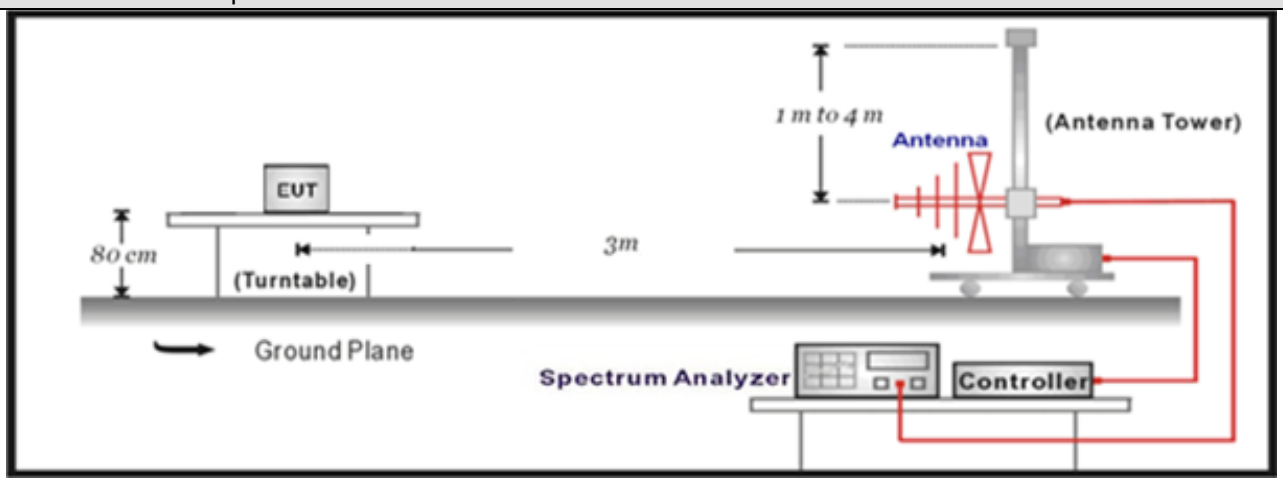

Above 1GHz Test Setup:

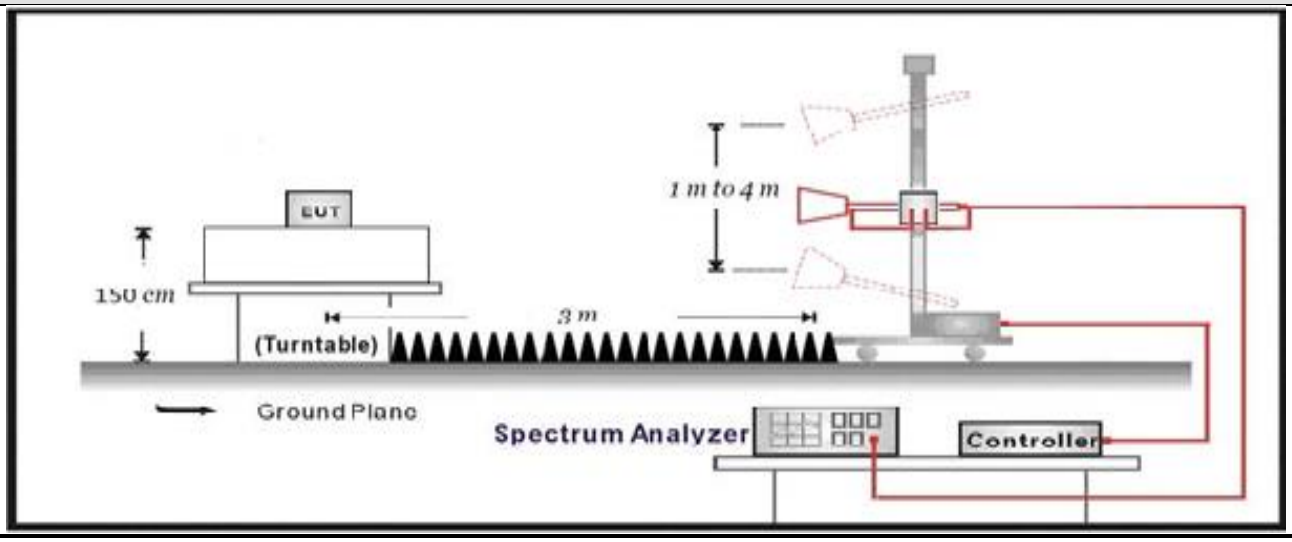

4.2.3 Test Procedure

Test Method				
	References Rule		Chapter	Description
☐	ANSI C63.10		12.7.3	Emissions in non-restricted frequency bands
☒	ANSI C63.10		12.7.2	Emissions in restricted frequency bands
	☒	ANSI C63.10	12.7.5	Radiated emission measurements
	☒	ANSI C63.10	12.7.6	Procedure for peak unwanted emissions measurements above 1000 MHz
	☒	ANSI C63.10	12.7.7	Procedures for average unwanted emissions measurements above 1000 MHz
		☐ ANSI C63.10	12.7.7.2	Method AD (average detection)—primary method
		☒ ANSI C63.10	12.7.7.3	Method VB-A (Alternative)
	☒	ANSI C63.10	6.4	Radiated emissions from unlicensed wireless devices below 30 MHz
	☒	ANSI C63.10	6.5	Radiated emissions from unlicensed wireless devices in the frequency range of 30 MHz to 1000 MHz
	☒	ANSI C63.10	6.6	Radiated emissions from unlicensed wireless devices above 1 GHz

4.3 Emission bandwidth	VERDICT: PASS

4.3.1 Limit	
Standard	FCC CFR Title 47 Part 15 Subpart E: Section 15.407(a)(10), RSS-248 Issue 3:Section 4.4.
The occupied bandwidth of an RLAN device shall not exceed 320 MHz.	

4.3.2 Test Setup

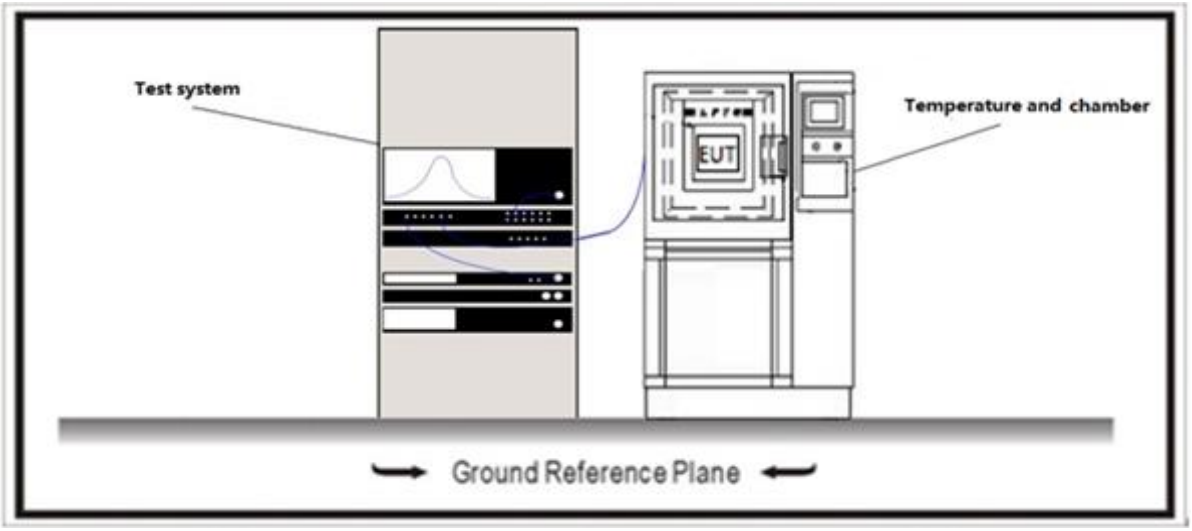

4.3.3 Test Procedure

Test Method

	References Rule	Chapter	Description
☐	ANSI C63.10	12.4	Emission bandwidth and occupied bandwidth
	☐ ANSI C63.10	12.4.1	Emission bandwidth (26dB)
	☐ ANSI C63.10	12.4.2	Occupied bandwidth (99%)
☒	FCC KDB 789033 D02v02r01	C	Bandwidth Measurement
	☒ FCC KDB 789033 D02v02r01	C.1	Emission Bandwidth (26dB)
	☐ FCC KDB 789033 D02v02r01	C.2	Minimum Emission Bandwidth for the band 5.725-5.85 GHz (6dB)
☒	FCC KDB 789033 D02v02r01	D	99 Percent Occupied Bandwidth

4.4 Duty cycle	VERDICT: PASS

4.4.1 Limit

N/A

4.4.2 Test Setup

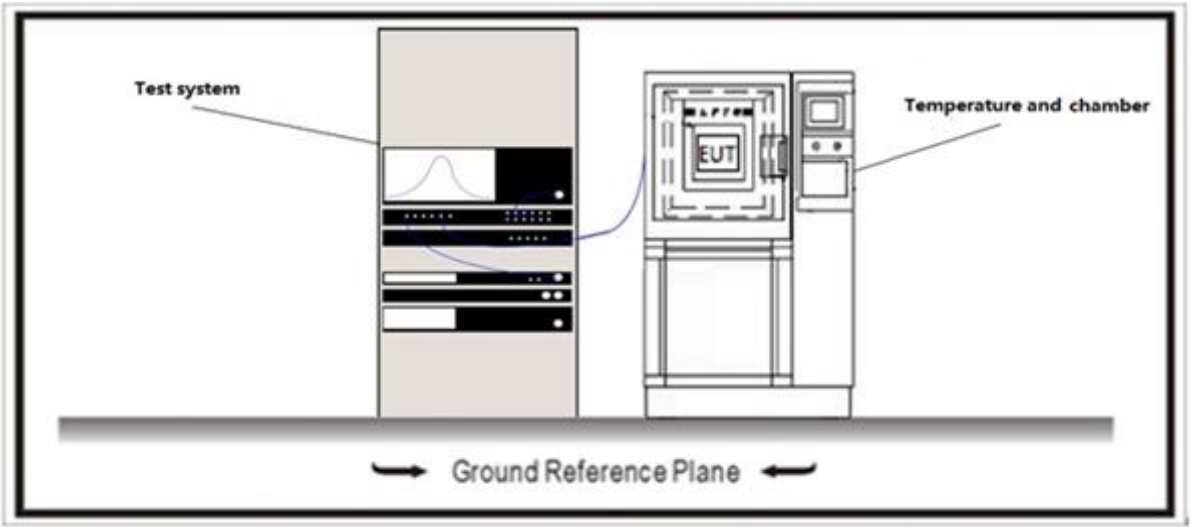

4.4.3 Test Procedure

References Rule		Chapter	Description
☒	ANSI C63.10	11.6	Duty cycle (D), transmission duration (T), and maximum power control level

4.5 Power Output	VERDICT: PASS

4.5.1 Limit	
Standard	FCC Part 15 Subpart E Paragraph 15.407 (a)
☐	For a standard power access point and fxed client device operating in the 5.925–6.425 GHz and 6.525–6.875 GHz bands: The maximum e.i.r.p. over the frequency band of operation must not exceed 36 dBm. For outdoor devices, the maximum e.i.r.p. at any elevation angle above 30 degrees as measured from the horizon must not exceed 125 mW (21 dBm)
☒	For an indoor access point operating in the 5.925–7.125 GHz band: The maximum e.i.r.p. over the frequency band of operation must not exceed 30 dBm.
☐	For a subordinate device operating under the control of an indoor access point in the 5.925–7.125GHz band: the maximum e.i.r.p. over the frequency band of operation must not exceed 30 dBm.
☐	For client devices, except for fxed client devices as defned in this subpart, operating under the control of a standard power access point in 5.925–6.425 GHz and 6.525–6.875 GHz bands: the maximum e.i.r.p. over the frequency band of operation must not exceed 30 dBm and the device must limit its power to no more than 6 dB below its associated standard power access point's authorized transmit power.
☒	For client devices operating under the control of an indoor access point in the 5.925–7.125 GHz bands: The maximum e.i.r.p. over the frequency band of operation must not exceed 24 dBm.
☐	For very low power devices operating in the 5.925-6.425 GHz and 6.525-6.875 GHz bands : The maximum e.i.r.p must not exceed 14 dBm.
Standard	RSS-248 Issue 3:Section 4.5
☒	low-power indoor access-points and indoor subordinate devices: the maximum e.i.r.p. over the 5925-7125 MHz frequency band shall not exceed 30 dBm.
☒	low-power client devices: the maximum e.i.r.p. over the 5925-7125 MHz frequency band shall not exceed 24 dBm.
☐	standard-power access points and fixed client devices: the maximum e.i.r.p. over the 5925-6875 MHz frequency band shall not exceed 36 dBm and the maximum e.i.r.p. for a device not enclosed by walls and a ceiling, measured at any elevation angle greater than 30 degrees above the horizon, shall not exceed 21 dBm over the 5925-6875 MHz frequency band.
☐	standard client devices: the maximum e.i.r.p. over the 5925-6875 MHz frequency band shall not exceed 30 dBm and the maximum power limits shall remain at least 6 dB below the power levels authorized for the associated standard-power access point.
☐	very low-power devices: the maximum e.i.r.p. shall not exceed 14 dBm.

4.5.2 Test Setup

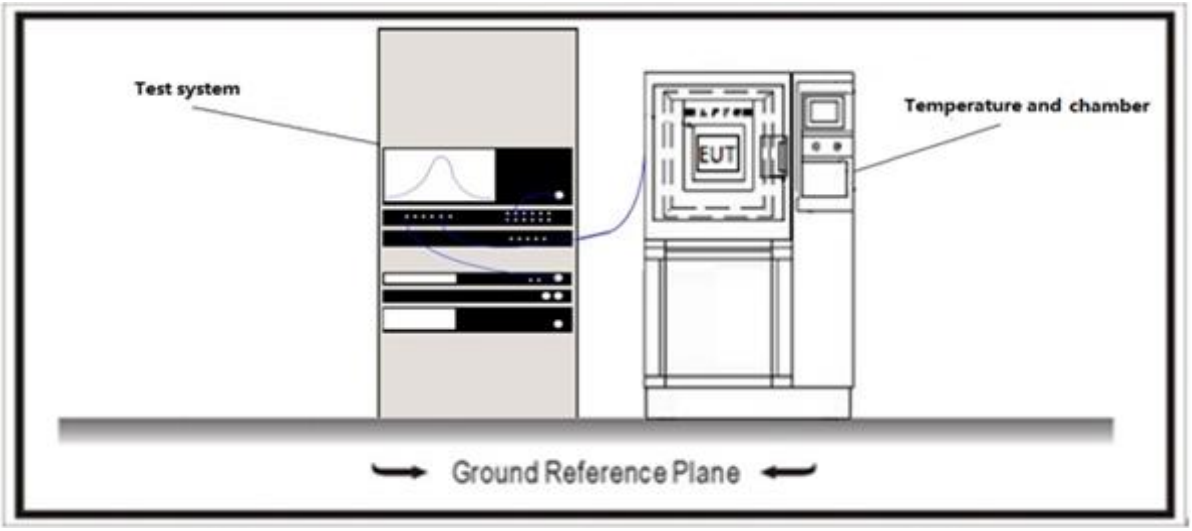

4.5.3 Test Procedure

	References Rule			Chapter	Description
☒	ANSI C63.10			12.3	Maximum conducted output power
	☒	ANSI C63.10		12.3.2	Maximum conducted output power measurement using a spectrum analyzer (SA) or EMI receiver
		☐	ANSI C63.10	12.3.2.2	Method SA-1
		☐	ANSI C63.10	12.3.2.3	Method SA-1A (alternative)
		☒	ANSI C63.10	12.3.2.4	Method SA-2
		☐	ANSI C63.10	12.3.2.5	Method SA-2A (alternative)
		☐	ANSI C63.10	12.3.2.6	Method SA-3
		☐	ANSI C63.10	12.3.2.7	Method SA-3A (alternative)
	☒	ANSI C63.10		12.3.3	Maximum conducted output power using a power meter
		☐	ANSI C63.10	12.3.3.1	Method PM
		☒	ANSI C63.10	12.3.3.2	Method PM-G

Directional Gain Calculations for In-Band test method				
	References Rule		Chapter	Description
☐	KDB 662911		F2)a)	Basic methodology
	☐	KDB 662911	F2)a) (i)	transmit signals are correlated
	☐	KDB 662911	F2)a) (ii)	transmit signals are uncorrelated
☐	KDB 662911		F2)b)	Sectorized antenna systems.
☐	KDB 662911		F2)c)	Cross-polarized antennas
	☐	ANSI C63.10	F2)c) (i)	Cross-polarized antennas
	☐	ANSI C63.10	F2)c) (ii)	Multiple antennas
☐	KDB 662911		F2)e)	Spatial stream
	☐	KDB 662911	F2)e) (i)	Antennas have the same gain
	☐	KDB 662911	F2)e) (ii)	Antenna have the different gain with one spatial stream
	☐	KDB 662911	F2)e) (iii)	Antenna have the different gain with more than one spatial stream
☒	KDB 662911		F2)f)	Cyclic Delay Diversity (CDD)
	☒	KDB 662911	F2)f) (i)	Antennas have the same gain
	☐	KDB 662911	F2)f) (ii)	Antenna have the different gain with one spatial stream
	☐	KDB 662911	F2)f) (iii)	Antenna have the different gain with more than one spatial stream

4.6 Maximum Power Spectral Density — VERDICT: PASS

4.6.1 Limit

Standard	FCC Part 15 Subpart E Paragraph 15.407 (a)
☐	For a standard power access point and fxed client device operating in the 5.925–6.425 GHz and 6.525–6.875 GHz bands: The maximum power spectral density must not exceed 23 dBm e.i.r.p in any 1-megahertz band.
☒	For an indoor access point operating in the 5.925–7.125 GHz band: The maximum power spectral density must not exceed 5 dBm e.i.r.p. in any 1-megahertz band.
☐	For a subordinate device operating under the control of an indoor access point in the 5.925–7.125GHz band: The maximum power spectral density must not exceed 5 dBm e.i.r.p in any 1-megahertz band.
☐	For client devices, except for fxed client devices as defned in this subpart, operating under the control of a standard power access point in 5.925–6.425 GHz and 6.525–6.875 GHz bands: the maximum power spectral density must not exceed 17 dBm e.i.r.p. in any 1-megahertz band.
☒	For client devices operating under the control of an indoor access point in the 5.925–7.125 GHz bands: the maximum power spectral density must not exceed -1 dBm e.i.r.p. in any 1-megahertz band.
☐	For very low power devices operating in the 5.925-6.425 GHz and 6.525-6.875 GHz bands : The maximum power spectral density must not exceed −5 dBm e.i.r.p in any 1-megahertz.

Standard	RSS-248 Issue 3:Section 4.5
☒	low-power indoor access-points and indoor subordinate devices: the maximum e.i.r.p. spectral density shall not exceed 5 dBm/MHz.
☒	low-power client devices: the maximum e.i.r.p. spectral density shall not exceed -1 dBm/MHz.
☐	standard-power access points and fixed client devices: the maximum e.i.r.p. spectral density shall not exceed 23 dBm/MHz.
☐	standard client devices: the maximum e.i.r.p. spectral density shall not exceed 17 dBm/MHz.
☐	very low-power devices: The maximum e.i.r.p. spectral density shall not exceed −5 dBm/MHz.

4.6.2 Test Setup

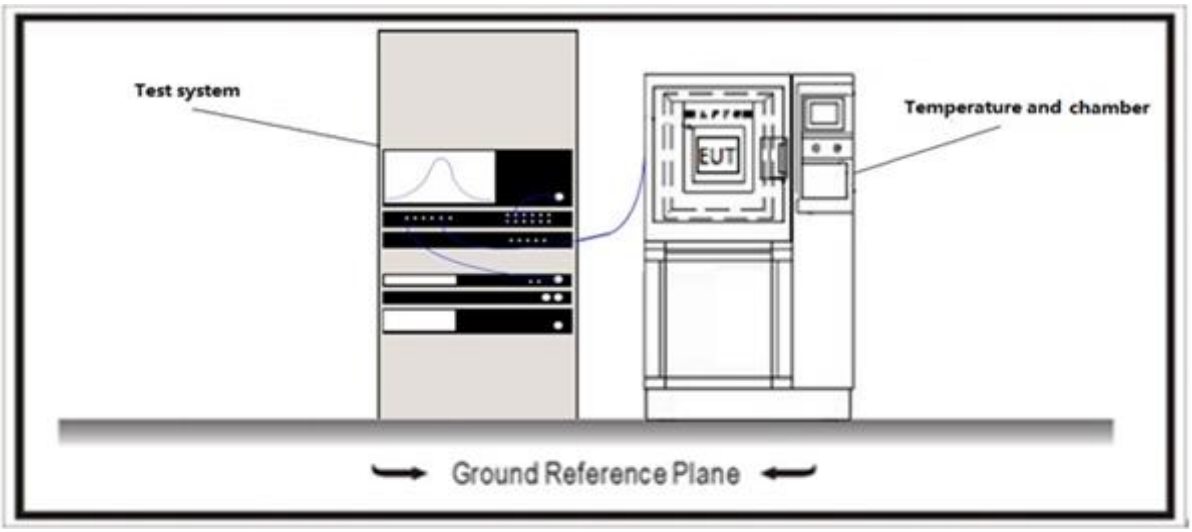

4.6.3 Test Procedure			
	References Rule	Chapter	Description
☒	ANSI C63.10	12.5	Peak power spectral density
☒	FCC KDB 789033 D02v02r01	F	Maximum Power Spectral Density (PSD)

Directional Gain Calculations for In-Band test method				
	References Rule		Chapter	Description
☐	KDB 662911		F2)a)	Basic methodology
	☐	KDB 662911	F2)a) (i)	transmit signals are correlated
	☐	KDB 662911	F2)a) (ii)	transmit signals are uncorrelated
☐	KDB 662911		F2)b)	Sectorized antenna systems.
☐	KDB 662911		F2)c)	Cross-polarized antennas
	☐	ANSI C63.10	F2)c) (i)	Cross-polarized antennas
	☐	ANSI C63.10	F2)c) (ii)	Multiple antennas
☐	KDB 662911		F2)e)	Spatial stream
	☐	KDB 662911	F2)e) (i)	Antennas have the same gain
	☐	KDB 662911	F2)e) (ii)	Antenna have the different gain with one spatial stream
	☐	KDB 662911	F2)e) (iii)	Antenna have the different gain with more than one spatial stream
☒	KDB 662911		F2)f)	Cyclic Delay Diversity (CDD)
	☒	KDB 662911	F2)f) (i)	Antennas have the same gain
	☐	KDB 662911	F2)f) (ii)	Antenna have the different gain with one spatial stream
	☐	KDB 662911	F2)f) (iii)	Antenna have the different gain with more than one spatial stream

4.7 In-Band Emissions — VERDICT: PASS

4.7.1 Limit

Standard	FCC §15.15.407(b), RSS-248 Issue 3:Section 4.6.2

Using the measuring equipment limit line function, develop the emissions mask based on the following requirements. The emissions power spectral density must be reduced below the peak power spectral density (in dB) as follows:

a. Suppressed by 20 dB at 1 MHz outside of the channel edge. (The channel edge is defined as the 26-dB point on either side of the carrier center frequency.)
b. Suppressed by 28 dB at one channel bandwidth from the channel center.
c. Suppressed by 40 dB at one- and one-half times the channel bandwidth from the channel center.

4.7.2 Test Setup

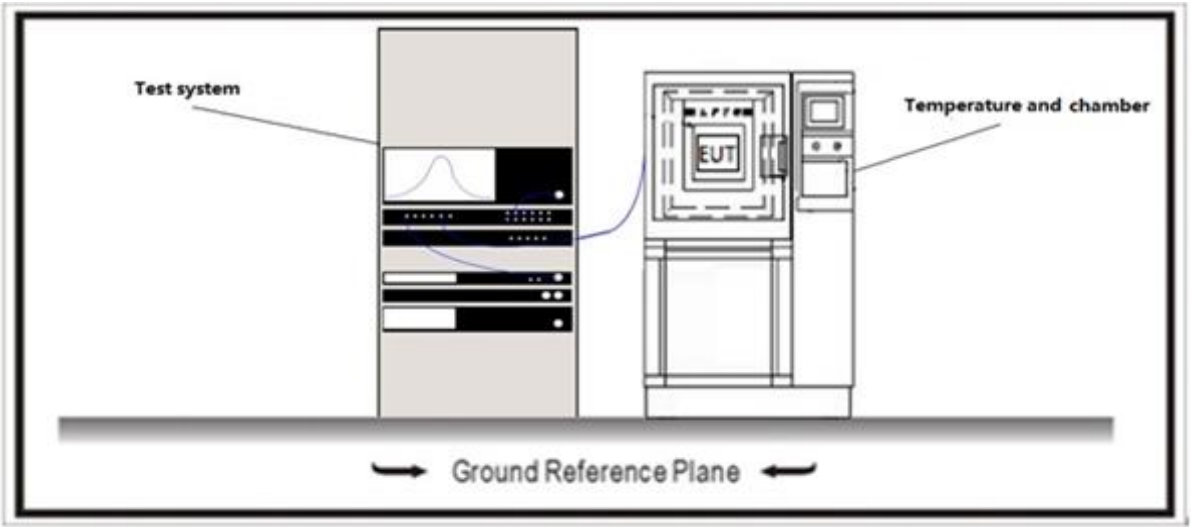

4.7.3 Test Procedure

1, Connect output of the antenna port to a spectrum analyzer or EMI receiver, with appropriate attenuation, as to not damage the instrumentation.
2, Set the reference level of the measuring equipment in accordance with procedure 4.1.5.2 of ANSI C63.10-2013.
3, Measure the 26 dB EBW using the test procedure 12.4.1 of ANSI C63.10-2013. (This will be used to determine the channel edge.)
4, Measure the power spectral density (which will be used for emissions mask reference) using the following procedure:
a) Set the span to encompass the entire 26 dB EBW of the signal.
b) Set RBW = same RBW used for 26 dB EBW measurement.
c) Set VBW ≥ 3 X RBW
d) Number of points in sweep ≥ [2 X span / RBW].
e) Sweep time = auto.
f) Detector = RMS (i.e., power averaging)
g) Trace average at least 100 traces in power averaging (rms) mode.
h) Use the peak search function on the instrument to find the peak of the spectrum.
5, For the purposes of developing the emission mask, the channel bandwidth is defined as the 26 dB EBW.

6, Using the measuring equipment limit line function, develop the emissions mask based on the following requirements. The emissions power spectral density must be reduced below the peak power spectral density (in dB) as follows:
a. Suppressed by 20 dB at 1 MHz outside of the channel edge. (The channel edge is defined as the 26-dB point on either side of the carrier center frequency.)
b. Suppressed by 28 dB at one channel bandwidth from the channel center.
c. Suppressed by 40 dB at one- and one-half times the channel bandwidth from the channel center.
7, Adjust the span to encompass the entire mask as necessary.
8, Clear trace.
9, Trace average at least 100 traces in power averaging (rms) mode.
10, Adjust the reference level as necessary so that the crest of the channel touches the top of the emission mask.

4.8 Contention Based Protocol	VERDICT: PASS

4.8.1 Limit

Standard	FCC §15.15.407(d), RSS-248 Issue 3:Section 4.7

Restricted Bands of operation

Indoor access points, subordinate devices and client devices operating in the 5.925-7.125 GHz band (herein referred to as unlicensed devices) are required to use technologies that include a contentionbased protocol to avoid co-channel interference with incumbent devices sharing the band. To ensure incumbent co-channel operations are detected in a technology-agnostic manner, unlicensed devices are required to detect co-channel radio frequency energy (energy detect) and avoid simultaneous transmission.
Unlicensed low-power indoor devices must detect co-channel radio frequency power that is at least -62 dBm or lower. Upon detection of energy in the band, unlicensed low power indoor devices must vacate the channel and stay off the channel as long as detected radio frequency power is equal to or greater than the threshold (-62 dBm). The -62 dBm (or lower) threshold is referenced to a 0 dBi antenna gain.

4.8.2 Test Setup

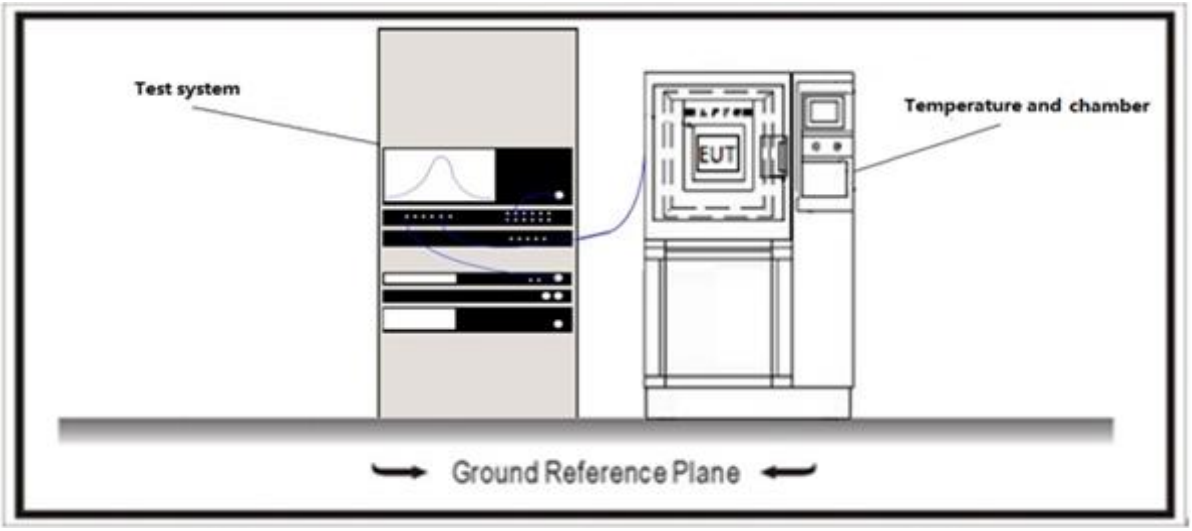

4.8.3 Test Procedure

The contention-based protocol setup shown in section Test & System Description was used to measure the contentionbased protocol. The EUT ceased transmission when the AWGN source signal level described in table result below is set to transmit.
Incumbent signal is emulated by using a 10MHz bandwidth AWGN source generated by the vector signal generator. The EUT is transmitting at the maximum possible payload and the spectrum analyzer monitors the transmissions in response to the AWGN signal. Insertion loss of the test setup were considered on the spectrum analyser reading.

4.9 Frequency Stability	VERDICT: PASS

4.9.1 Limit:

In-band emission is maintained within the band of operation under all conditions of normal operation as specified in the user's manual.
The transmitter center frequency tolerance shall be ± 20 ppm maximum for the 6 GHz band.

4.9.2 Test Setup

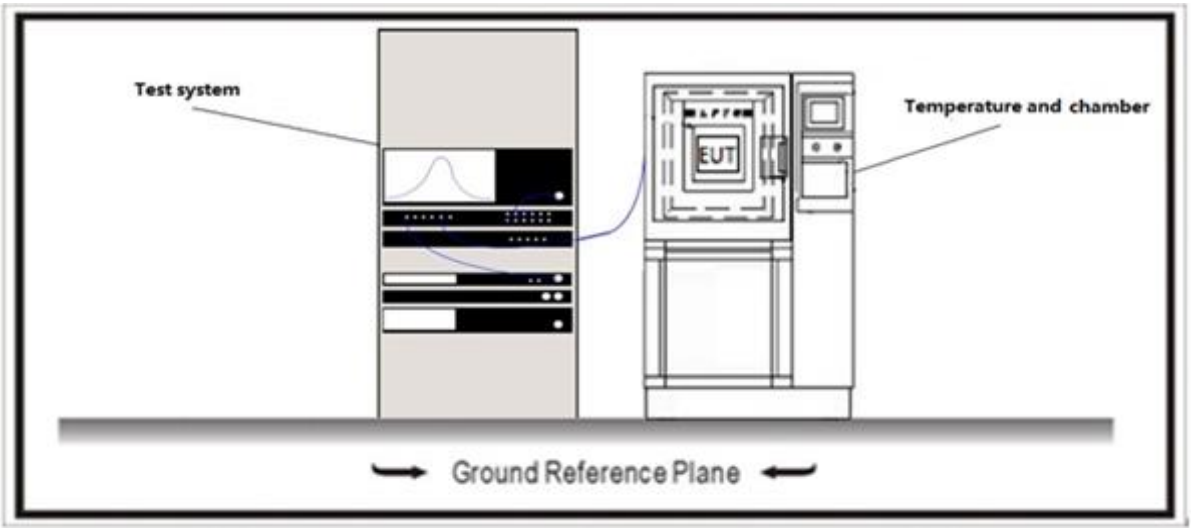

4.9.3 Test Procedure

	References Rule		Chapter	Description
☒	ANSI C63.10		6.8	Frequency stability tests
	☒	ANSI C63.10	6.8.1	Frequency stability with respect to ambient temperature
	☒	ANSI C63.10	6.8.2	Frequency stability when varying supply voltage

4.10 Antenna Requirement	VERDICT: PASS

4.10.1 Limit:
An intentional radiator shall be designed to ensure that no antenna other than that furnished by the responsible party shall be used with the device. The use of a permanently attached antenna or of an antenna that uses a unique coupling to the intentional radiator shall be considered sufficient to comply with the provisions of this section. The manufacturer may design the unit so that a broken antenna can be replaced by the user, but the use of a standard antenna jack or electrical connector is prohibited. This requirement does not apply to carrier current devices or to devices operated under the provisions of §15.211, §15.213, §15.217, §15.219, or §15.221. Further, this requirement does not apply to intentional radiators that must be professionally installed, such as perimeter protection systems and some field disturbance sensors, or to other intentional radiators which, in accordance with §15.31(d), must be measured at the installation site. However, the installer shall be responsible for ensuring that the proper antenna is employed so that the limits in this part are not exceeded.

4.10.2 Antenna Connector Construction:	
☐	The use of a permanently attached antenna
☒	The antenna use of a unique coupling to the intentional radiator
☐	The use of a nonstandard antenna jack or electrical connector
Please refer to the attached document “Internal Photograph” to show the antenna connector.	

5 TEST SETUP PHOTO AND EUT PHOTO

Remark: The test setup photo and EUT Photo please see appendix.

6 TEST RESULT

Appendix A: Radiated Spurious Emissions and Band Edge (Restricted-band)

Profile: 2480675R	Page No.: 187
Engineer: Yu Liu	
Site: AC5	Time: 2024/09/26 - 20:15
Limit: FCC_Part15.209_RE(3m)	Margin: 0
Probe: Horn_3117_00167055_(1-18GHz)	Polarity: Vertical
EUT: WiFi 7 (802.11be) 2x2 Dual Band Dual Concurrent Wireless Module	Power: 3.3 Vdc
Note: Mode 1：Transmit at 5955MHz by 802.11ax(20MHz)	

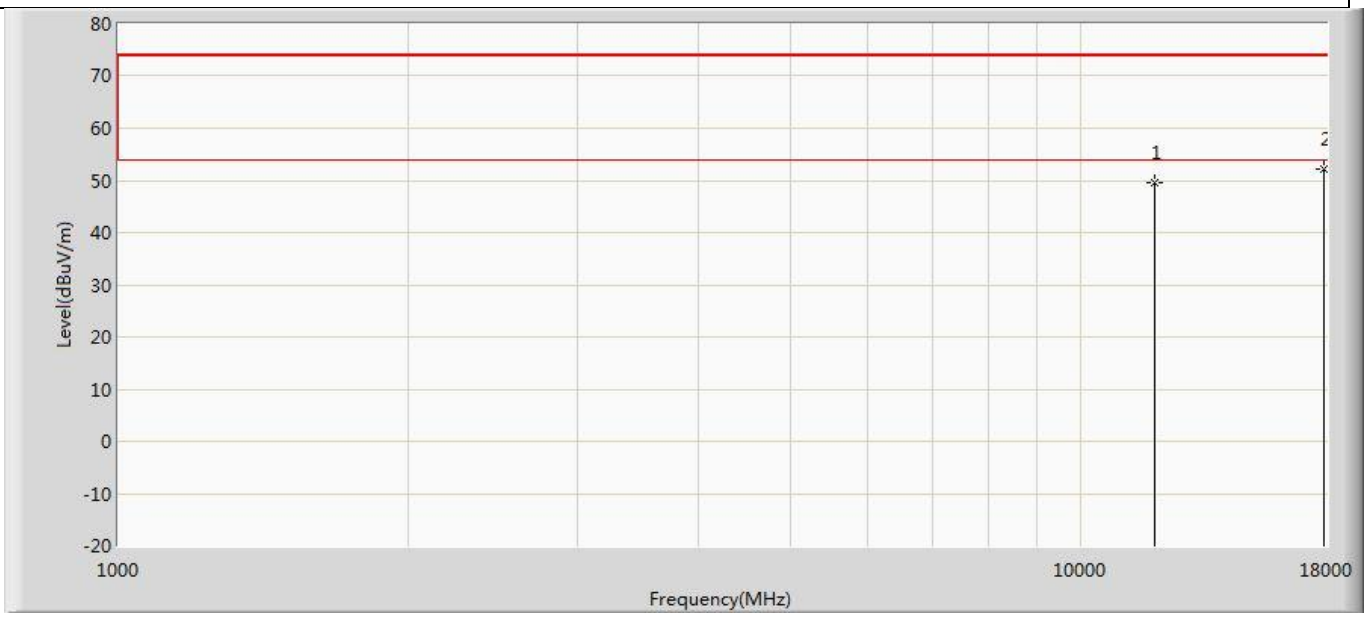

No	Mark	Frequency (MHz)	Measure Level (dBuV/m)	Reading Level (dBuV)	Over Limit (dB)	Limit (dBuV/m)	Factor (dB)	Type
1		11910.000	49.440	50.447	-24.560	74.000	-1.008	PK
2	*	17865.000	52.141	49.345	-21.859	74.000	2.796	PK

Profile: 2480675R	Page No.: 188
Engineer: Yu Liu	
Site: AC5	Time: 2024/09/26 - 20:15
Limit: FCC_Part15.209_RE(3m)	Margin: 0
Probe: Horn_3117_00167055_(1-18GHz)	Polarity: Horizontal
EUT: WiFi 7 (802.11be) 2x2 Dual Band Dual Concurrent Wireless Module	Power: 3.3 Vdc
Note: Mode 1：Transmit at 5955MHz by 802.11ax(20MHz)	

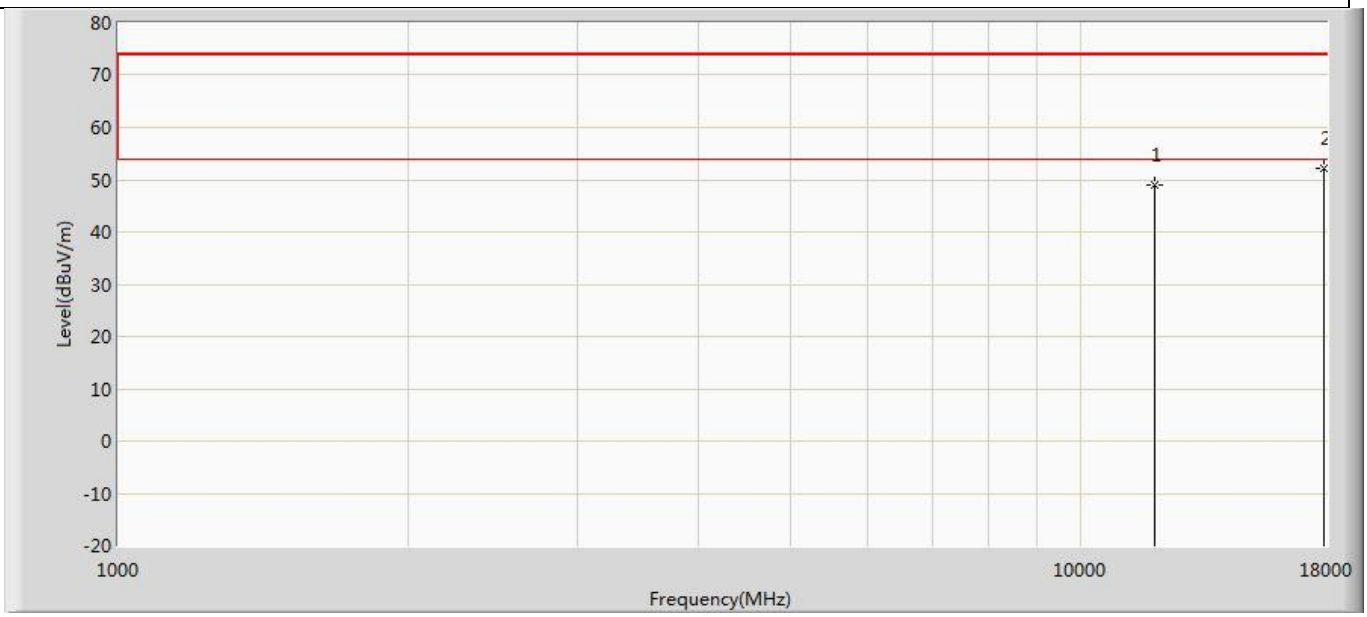

No	Mark	Frequency (MHz)	Measure Level (dBuV/m)	Reading Level (dBuV)	Over Limit (dB)	Limit (dBuV/m)	Factor (dB)	Type
1		11910.000	49.024	50.031	-24.976	74.000	-1.008	PK
2	*	17865.000	52.177	49.381	-21.823	74.000	2.796	PK

Profile: 2480675R	Page No.: 189
Engineer: Yu Liu	
Site: AC5	Time: 2024/09/26 - 20:15
Limit: FCC_Part15.209_RE(3m)	Margin: 0
Probe: Horn_3117_00167055_(1-18GHz)	Polarity: Vertical
EUT: WiFi 7 (802.11be) 2x2 Dual Band Dual Concurrent Wireless Module	Power: 3.3 Vdc
Note: Mode 1：Transmit at 6175MHz by 802.11ax(20MHz)	

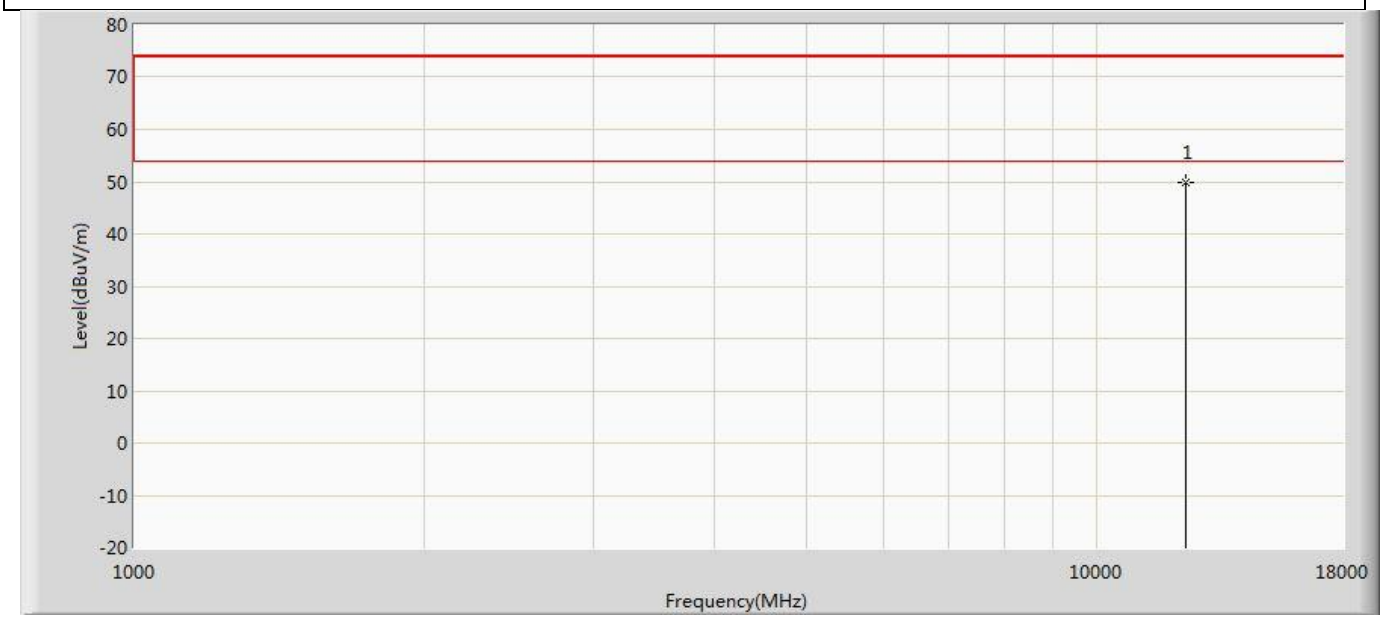

No	Mark	Frequency (MHz)	Measure Level (dBuV/m)	Reading Level (dBuV)	Over Limit (dB)	Limit (dBuV/m)	Factor (dB)	Type
1	*	12350.000	49.825	50.330	-24.175	74.000	-0.506	PK

Profile: 2480675R	Page No.: 190
Engineer: Yu Liu	
Site: AC5	Time: 2024/09/26 - 20:15
Limit: FCC_Part15.209_RE(3m)	Margin: 0
Probe: Horn_3117_00167055_(1-18GHz)	Polarity: Horizontal
EUT: WiFi 7 (802.11be) 2x2 Dual Band Dual Concurrent Wireless Module	Power: 3.3 Vdc
Note: Mode 1：Transmit at 6175MHz by 802.11ax(20MHz)	

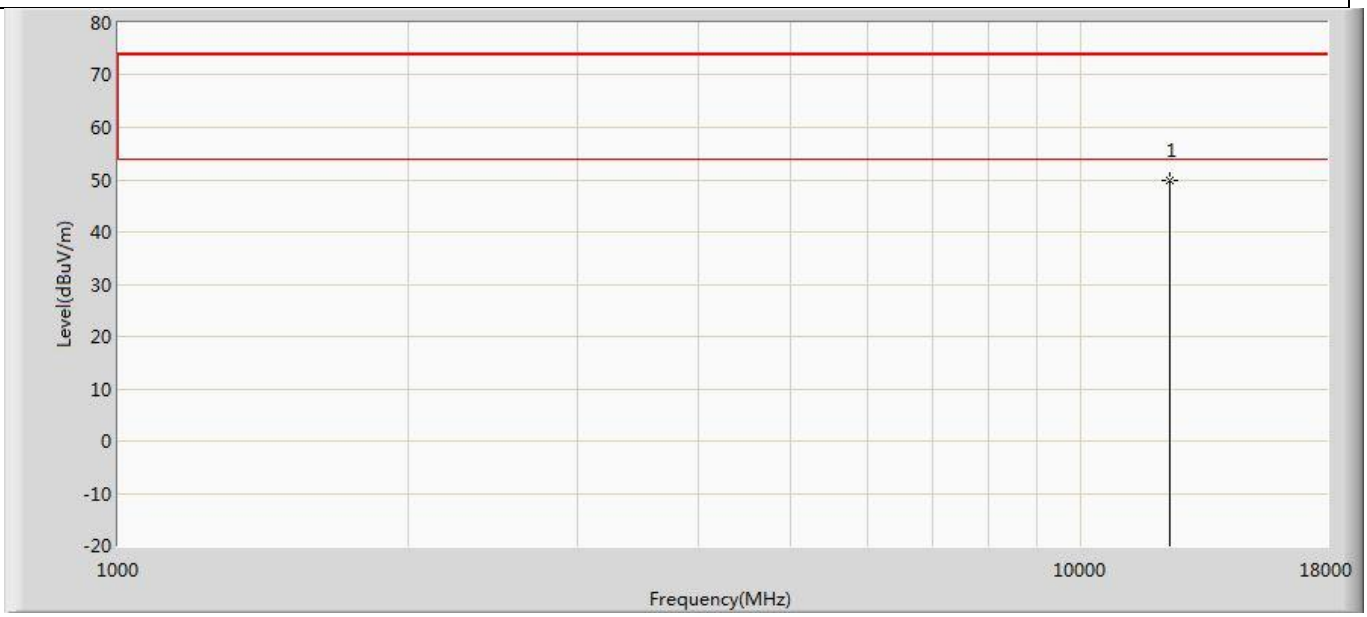

No	Mark	Frequency (MHz)	Measure Level (dBuV/m)	Reading Level (dBuV)	Over Limit (dB)	Limit (dBuV/m)	Factor (dB)	Type
1	*	12350.000	49.832	50.337	-24.168	74.000	-0.506	PK

Profile: 2480675R	Page No.: 191
Engineer: Yu Liu	
Site: AC5	Time: 2024/09/26 - 20:15
Limit: FCC_Part15.209_RE(3m)	Margin: 0
Probe: Horn_3117_00167055_(1-18GHz)	Polarity: Vertical
EUT: WiFi 7 (802.11be) 2x2 Dual Band Dual Concurrent Wireless Module	Power: 3.3 Vdc
Note: Mode 1：Transmit at 6415MHz by 802.11ax(20MHz)	

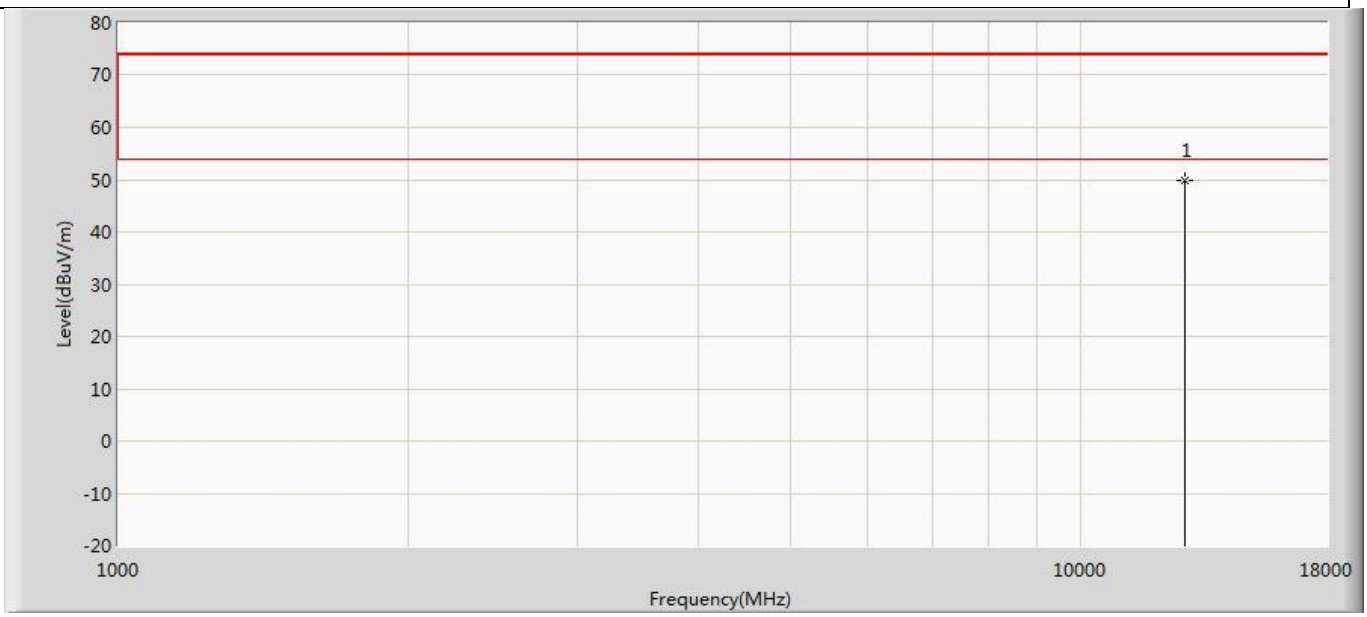

No	Mark	Frequency (MHz)	Measure Level (dBuV/m)	Reading Level (dBuV)	Over Limit (dB)	Limit (dBuV/m)	Factor (dB)	Type
1	*	12830.000	49.874	50.329	-24.126	74.000	-0.455	PK

Profile: 2480675R	Page No.: 192
Engineer: Yu Liu	
Site: AC5	Time: 2024/09/26 - 20:15
Limit: FCC_Part15.209_RE(3m)	Margin: 0
Probe: Horn_3117_00167055_(1-18GHz)	Polarity: Horizontal
EUT: WiFi 7 (802.11be) 2x2 Dual Band Dual Concurrent Wireless Module	Power: 3.3 Vdc
Note: Mode 1：Transmit at 6415MHz by 802.11ax(20MHz)	

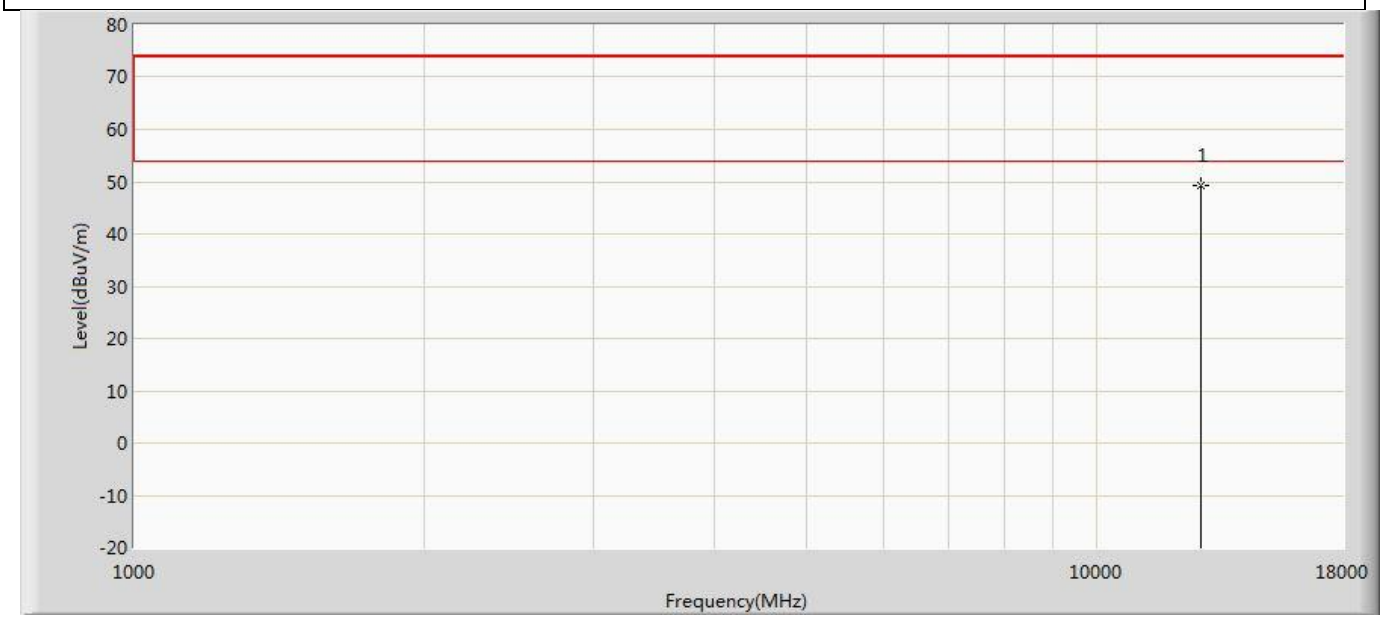

No	Mark	Frequency (MHz)	Measure Level (dBuV/m)	Reading Level (dBuV)	Over Limit (dB)	Limit (dBuV/m)	Factor (dB)	Type
1	*	12830.000	49.249	49.704	-24.751	74.000	-0.455	PK

Profile: 2480675R	Page No.: 193
Engineer: Yu Liu	
Site: AC5	Time: 2024/09/26 - 20:15
Limit: FCC_Part15.209_RE(3m)	Margin: 0
Probe: Horn_3117_00167055_(1-18GHz)	Polarity: Vertical
EUT: WiFi 7 (802.11be) 2x2 Dual Band Dual Concurrent Wireless Module	Power: 3.3 Vdc
Note: Mode 1：Transmit at 6435MHz by 802.11ax(20MHz)	

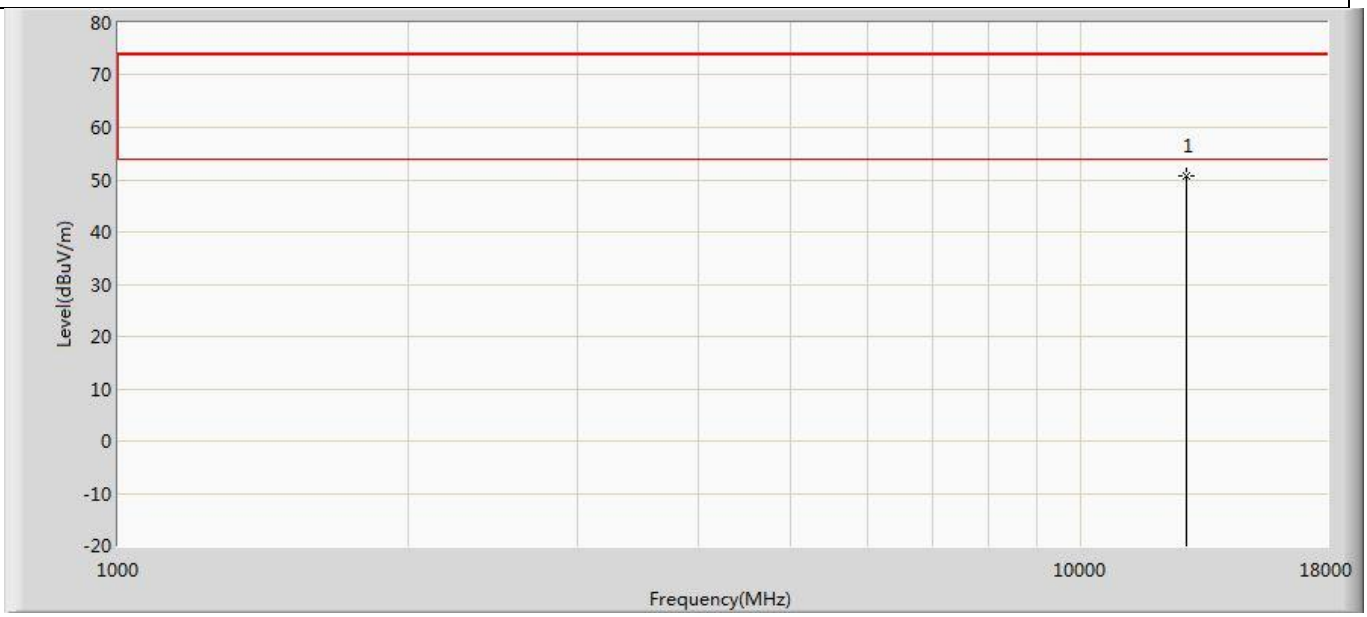

No	Mark	Frequency (MHz)	Measure Level (dBuV/m)	Reading Level (dBuV)	Over Limit (dB)	Limit (dBuV/m)	Factor (dB)	Type
1	*	12870.000	50.607	51.491	-23.393	74.000	-0.884	PK

Profile: 2480675R	Page No.: 194
Engineer: Yu Liu	
Site: AC5	Time: 2024/09/26 - 20:15
Limit: FCC_Part15.209_RE(3m)	Margin: 0
Probe: Horn_3117_00167055_(1-18GHz)	Polarity: Horizontal
EUT: WiFi 7 (802.11be) 2x2 Dual Band Dual Concurrent Wireless Module	Power: 3.3 Vdc
Note: Mode 1：Transmit at 6435MHz by 802.11ax(20MHz)	

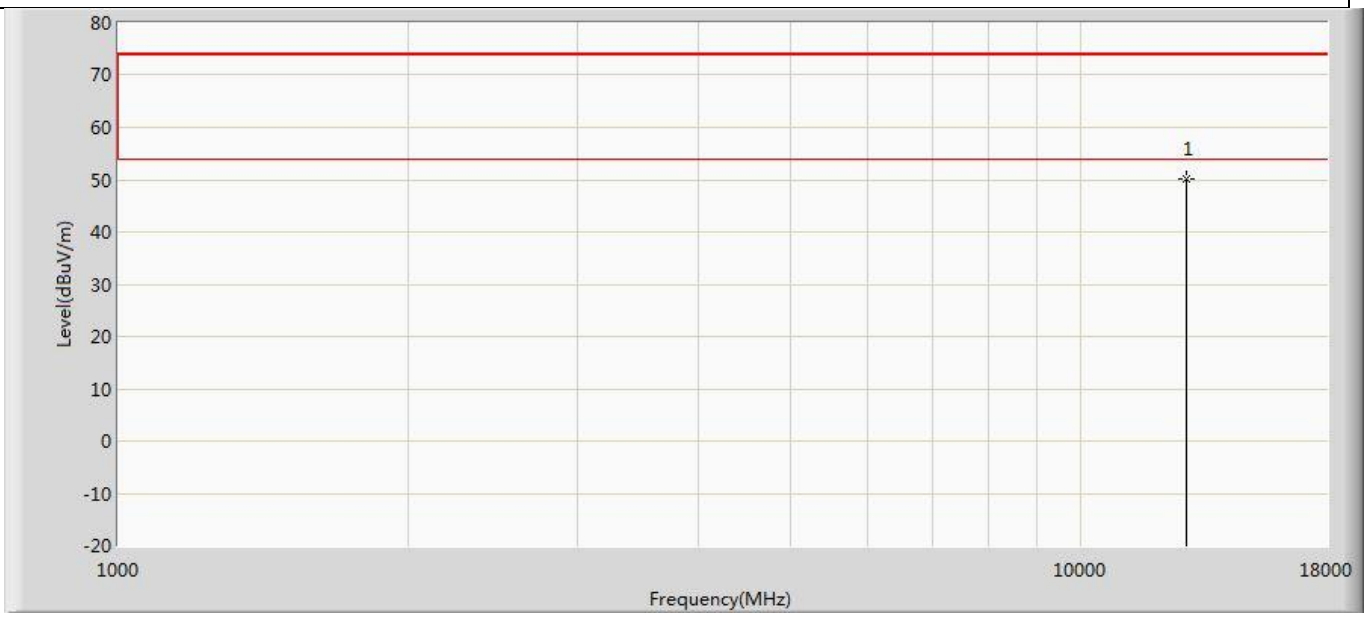

No	Mark	Frequency (MHz)	Measure Level (dBuV/m)	Reading Level (dBuV)	Over Limit (dB)	Limit (dBuV/m)	Factor (dB)	Type
1	*	12870.000	50.020	50.904	-23.980	74.000	-0.884	PK

Profile: 2480675R	Page No.: 195
Engineer: Yu Liu	
Site: AC5	Time: 2024/09/26 - 20:15
Limit: FCC_Part15.209_RE(3m)	Margin: 0
Probe: Horn_3117_00167055_(1-18GHz)	Polarity: Vertical
EUT: WiFi 7 (802.11be) 2x2 Dual Band Dual Concurrent Wireless Module	Power: 3.3 Vdc
Note: Mode 1：Transmit at 6475MHz by 802.11ax(20MHz)	

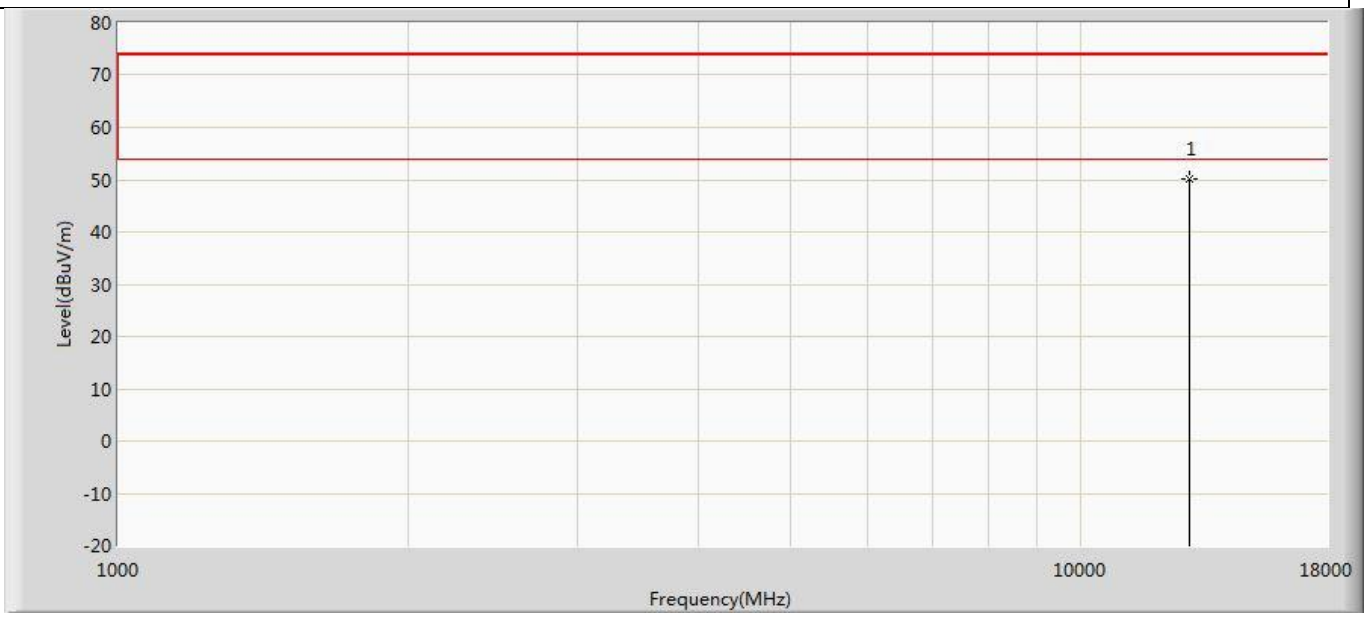

No	Mark	Frequency (MHz)	Measure Level (dBuV/m)	Reading Level (dBuV)	Over Limit (dB)	Limit (dBuV/m)	Factor (dB)	Type
1	*	12950.000	50.124	50.684	-23.876	74.000	-0.560	PK

Profile: 2480675R	Page No.: 196
Engineer: Yu Liu	
Site: AC5	Time: 2024/09/26 - 20:16
Limit: FCC_Part15.209_RE(3m)	Margin: 0
Probe: Horn_3117_00167055_(1-18GHz)	Polarity: Horizontal
EUT: WiFi 7 (802.11be) 2x2 Dual Band Dual Concurrent Wireless Module	Power: 3.3 Vdc
Note: Mode 1：Transmit at 6475MHz by 802.11ax(20MHz)	

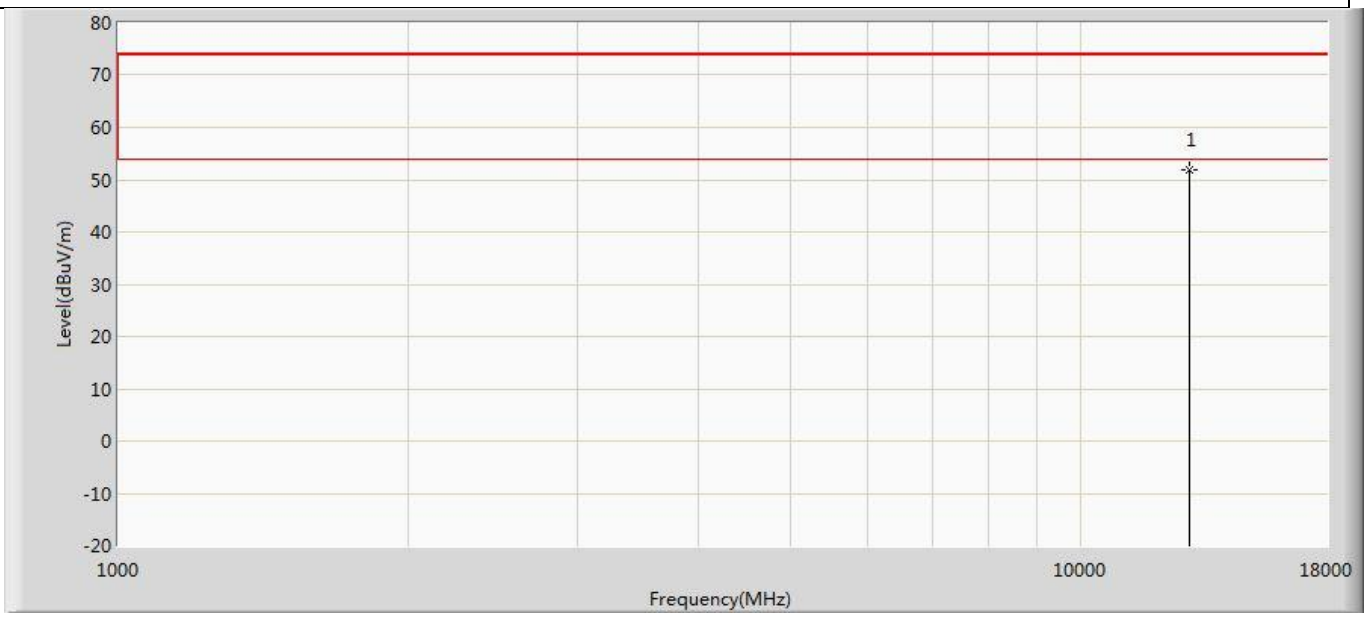

No	Mark	Frequency (MHz)	Measure Level (dBuV/m)	Reading Level (dBuV)	Over Limit (dB)	Limit (dBuV/m)	Factor (dB)	Type
1	*	12950.000	51.936	52.496	-22.064	74.000	-0.560	PK

Profile: 2480675R	Page No.: 197
Engineer: Yu Liu	
Site: AC5	Time: 2024/09/26 - 20:16
Limit: FCC_Part15.209_RE(3m)	Margin: 0
Probe: Horn_3117_00167055_(1-18GHz)	Polarity: Vertical
EUT: WiFi 7 (802.11be) 2x2 Dual Band Dual Concurrent Wireless Module	Power: 3.3 Vdc
Note: Mode 1：Transmit at 6515MHz by 802.11ax(20MHz)	

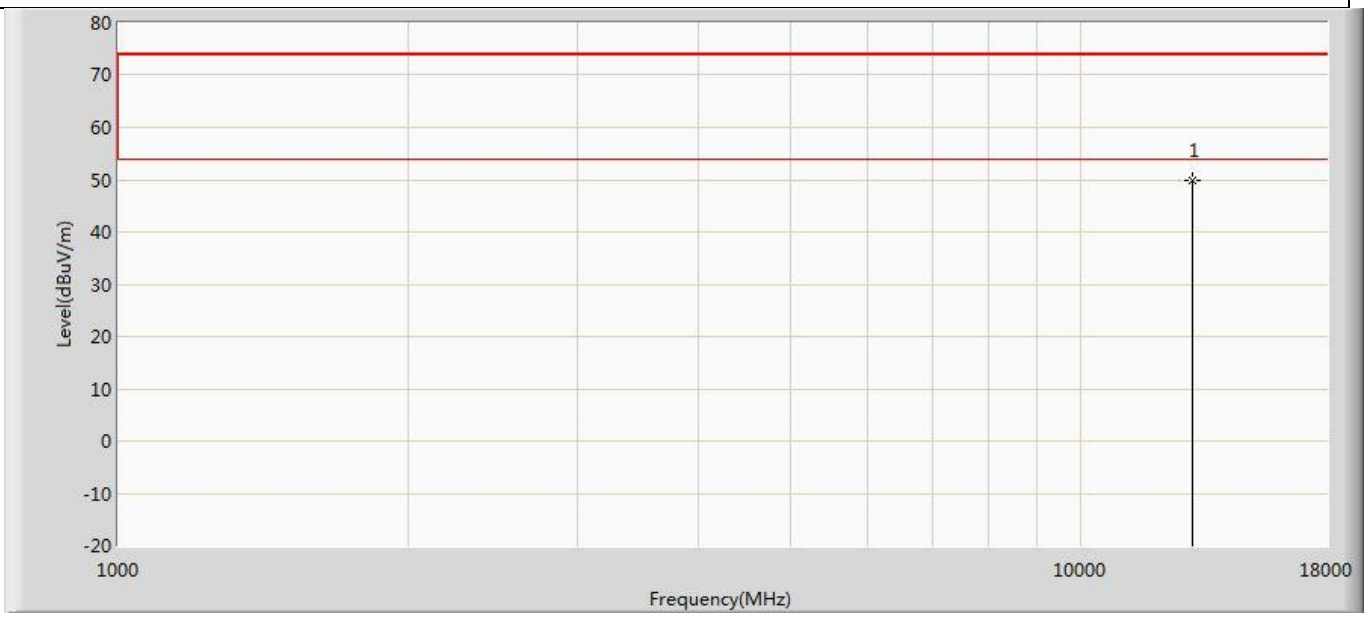

No	Mark	Frequency (MHz)	Measure Level (dBuV/m)	Reading Level (dBuV)	Over Limit (dB)	Limit (dBuV/m)	Factor (dB)	Type
1	*	13030.000	49.759	50.623	-24.241	74.000	-0.864	PK

Profile: 2480675R	Page No.: 198
Engineer: Yu Liu	
Site: AC5	Time: 2024/09/26 - 20:16
Limit: FCC_Part15.209_RE(3m)	Margin: 0
Probe: Horn_3117_00167055_(1-18GHz)	Polarity: Horizontal
EUT: WiFi 7 (802.11be) 2x2 Dual Band Dual Concurrent Wireless Module	Power: 3.3 Vdc
Note: Mode 1：Transmit at 6515MHz by 802.11ax(20MHz)	

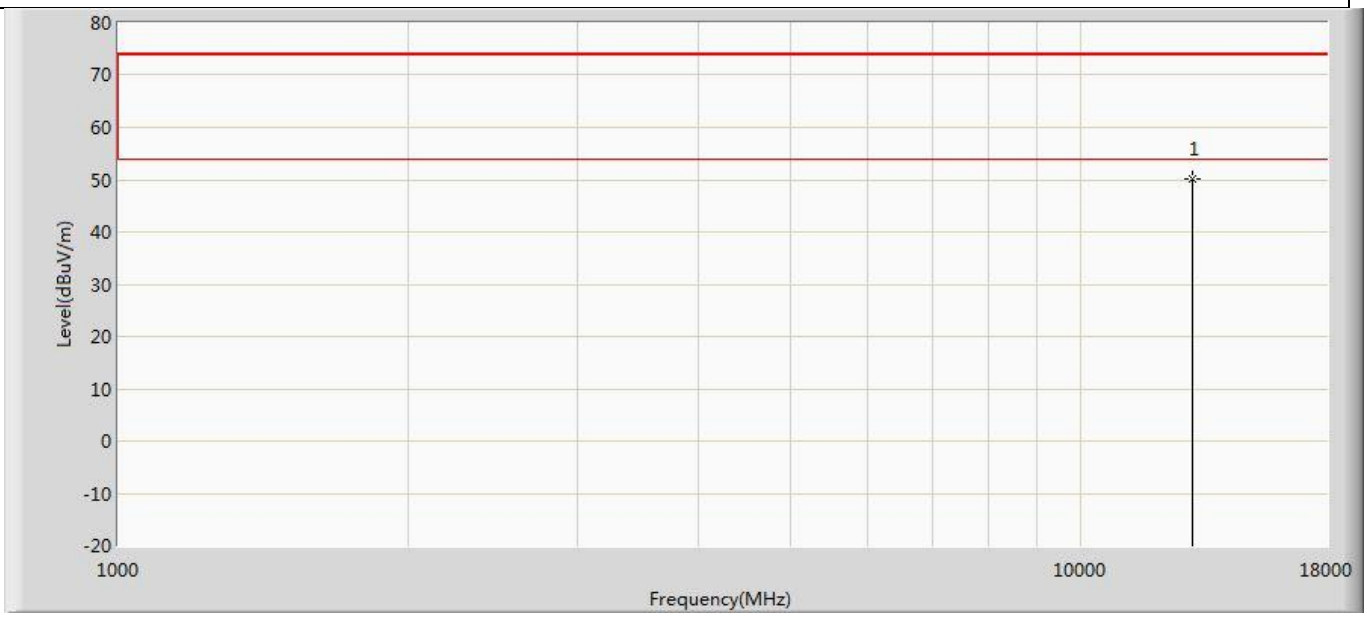

No	Mark	Frequency (MHz)	Measure Level (dBuV/m)	Reading Level (dBuV)	Over Limit (dB)	Limit (dBuV/m)	Factor (dB)	Type
1	*	13030.000	50.087	50.951	-23.913	74.000	-0.864	PK

Profile: 2480675R	Page No.: 199
Engineer: Yu Liu	
Site: AC5	Time: 2024/09/26 - 20:16
Limit: FCC_Part15.209_RE(3m)	Margin: 0
Probe: Horn_3117_00167055_(1-18GHz)	Polarity: Vertical
EUT: WiFi 7 (802.11be) 2x2 Dual Band Dual Concurrent Wireless Module	Power: 3.3 Vdc
Note: Mode 1：Transmit at 6535MHz by 802.11ax(20MHz)	

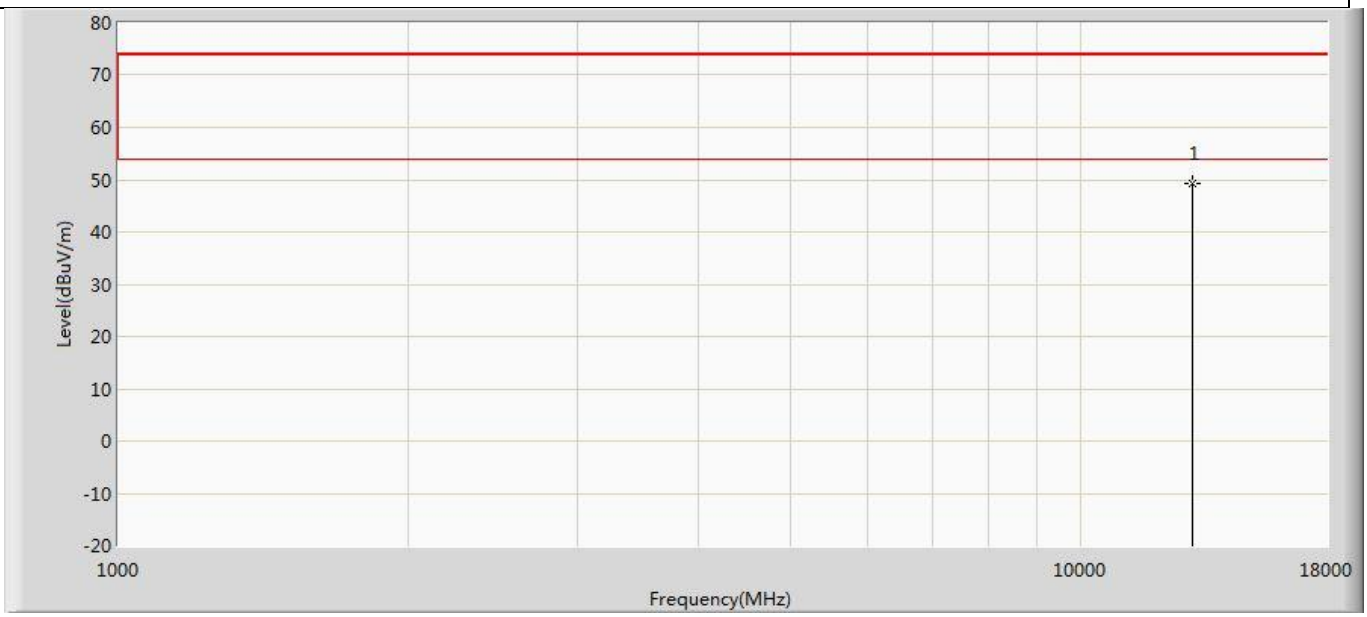

No	Mark	Frequency (MHz)	Measure Level (dBuV/m)	Reading Level (dBuV)	Over Limit (dB)	Limit (dBuV/m)	Factor (dB)	Type
1	*	13070.000	49.390	50.244	-24.610	74.000	-0.854	PK

Profile: 2480675R	Page No.: 200
Engineer: Yu Liu	
Site: AC5	Time: 2024/09/26 - 20:16
Limit: FCC_Part15.209_RE(3m)	Margin: 0
Probe: Horn_3117_00167055_(1-18GHz)	Polarity: Horizontal
EUT: WiFi 7 (802.11be) 2x2 Dual Band Dual Concurrent Wireless Module	Power: 3.3 Vdc
Note: Mode 1：Transmit at 6535MHz by 802.11ax(20MHz)	

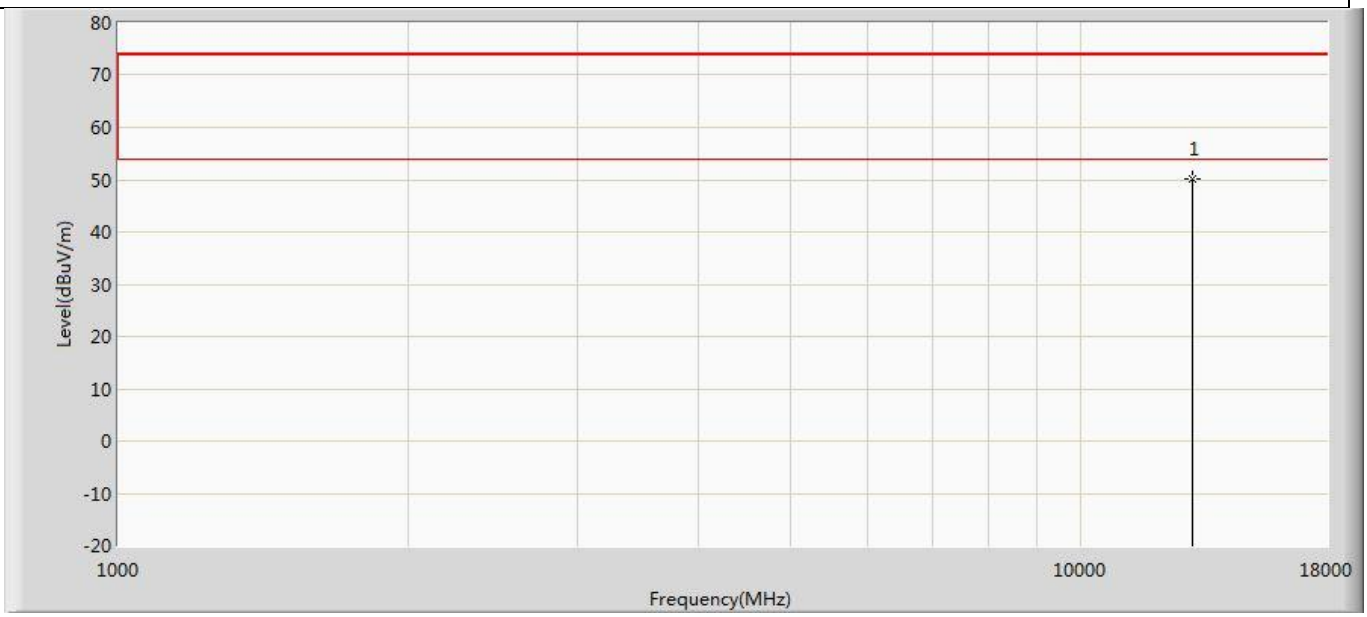

No	Mark	Frequency (MHz)	Measure Level (dBuV/m)	Reading Level (dBuV)	Over Limit (dB)	Limit (dBuV/m)	Factor (dB)	Type
1	*	13070.000	50.156	51.010	-23.844	74.000	-0.854	PK

Profile: 2480675R	Page No.: 201
Engineer: Yu Liu	
Site: AC5	Time: 2024/09/26 - 20:16
Limit: FCC_Part15.209_RE(3m)	Margin: 0
Probe: Horn_3117_00167055_(1-18GHz)	Polarity: Vertical
EUT: WiFi 7 (802.11be) 2x2 Dual Band Dual Concurrent Wireless Module	Power: 3.3 Vdc
Note: Mode 1：Transmit at 6695MHz by 802.11ax(20MHz)	

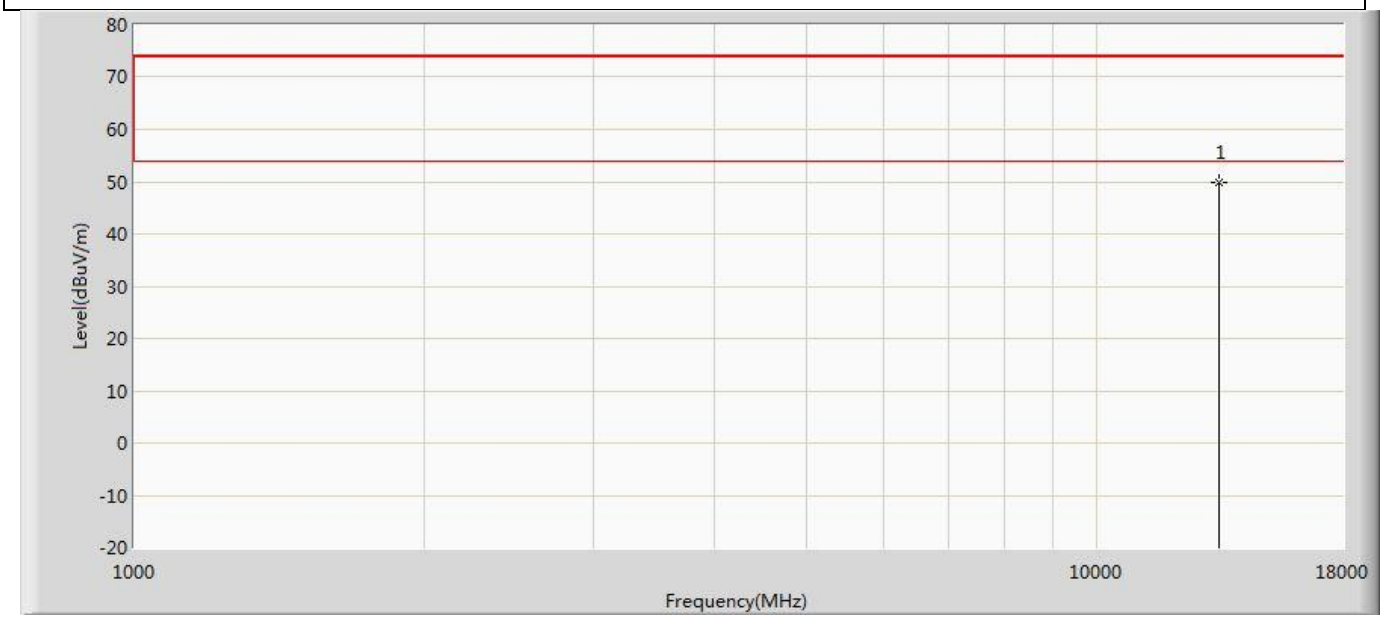

No	Mark	Frequency (MHz)	Measure Level (dBuV/m)	Reading Level (dBuV)	Over Limit (dB)	Limit (dBuV/m)	Factor (dB)	Type
1	*	13390.000	49.762	50.747	-24.238	74.000	-0.986	PK

Profile: 2480675R	Page No.: 202
Engineer: Yu Liu	
Site: AC5	Time: 2024/09/26 - 20:16
Limit: FCC_Part15.209_RE(3m)	Margin: 0
Probe: Horn_3117_00167055_(1-18GHz)	Polarity: Horizontal
EUT: WiFi 7 (802.11be) 2x2 Dual Band Dual Concurrent Wireless Module	Power: 3.3 Vdc
Note: Mode 1：Transmit at 6695MHz by 802.11ax(20MHz)	

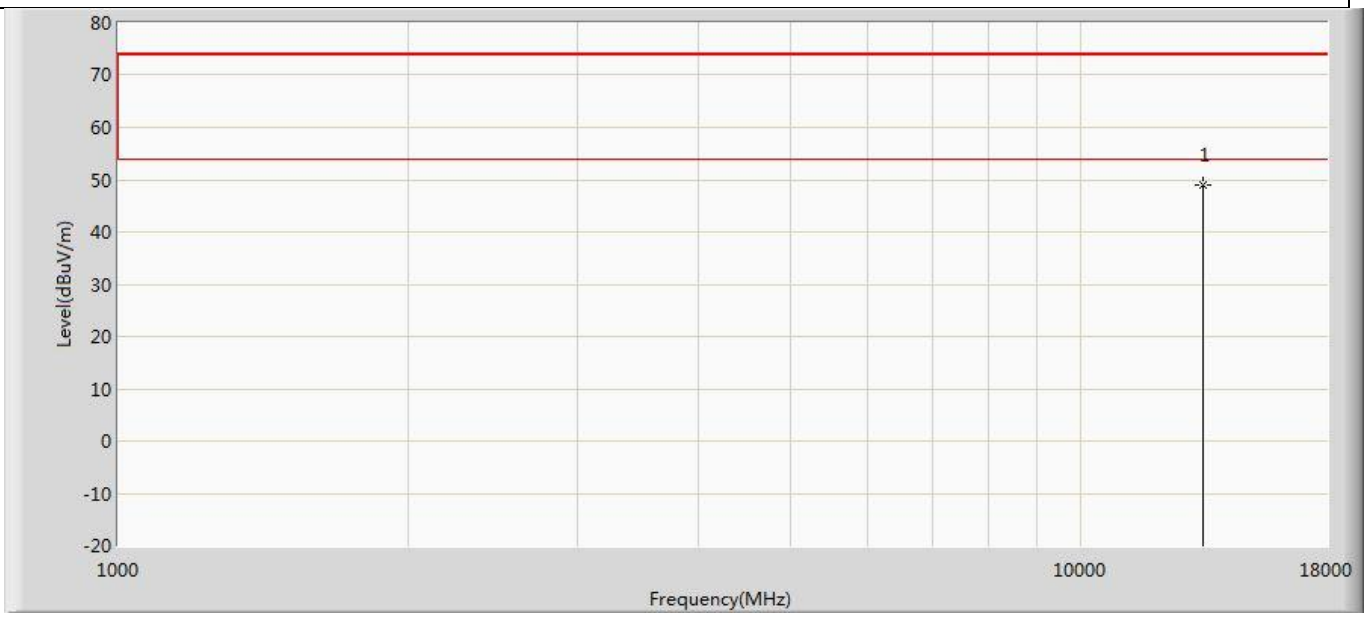

No	Mark	Frequency (MHz)	Measure Level (dBuV/m)	Reading Level (dBuV)	Over Limit (dB)	Limit (dBuV/m)	Factor (dB)	Type
1	*	13390.000	49.047	50.032	-24.953	74.000	-0.986	PK

Profile: 2480675R	Page No.: 203
Engineer: Yu Liu	
Site: AC5	Time: 2024/09/26 - 20:16
Limit: FCC_Part15.209_RE(3m)	Margin: 0
Probe: Horn_3117_00167055_(1-18GHz)	Polarity: Vertical
EUT: WiFi 7 (802.11be) 2x2 Dual Band Dual Concurrent Wireless Module	Power: 3.3 Vdc
Note: Mode 1：Transmit at 6855MHz by 802.11ax(20MHz)	

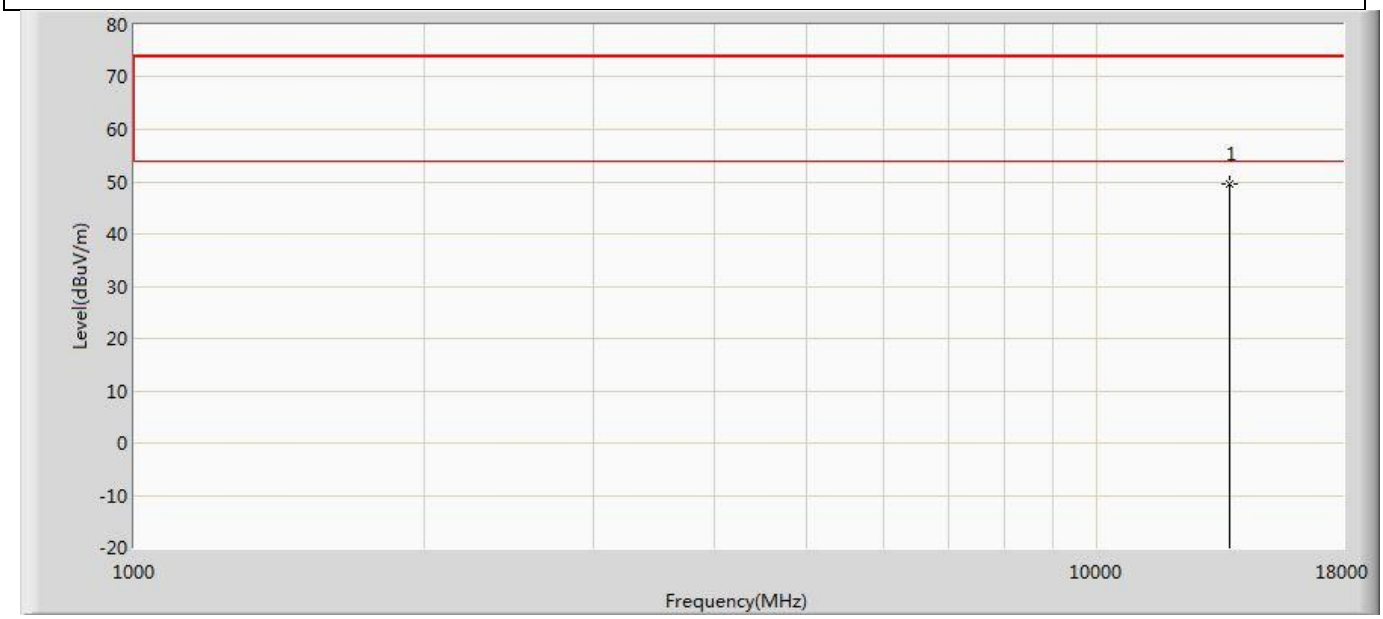

No	Mark	Frequency (MHz)	Measure Level (dBuV/m)	Reading Level (dBuV)	Over Limit (dB)	Limit (dBuV/m)	Factor (dB)	Type
1	*	13710.000	49.482	51.231	-24.518	74.000	-1.749	PK

Profile: 2480675R	Page No.: 204
Engineer: Yu Liu	
Site: AC5	Time: 2024/09/26 - 20:16
Limit: FCC_Part15.209_RE(3m)	Margin: 0
Probe: Horn_3117_00167055_(1-18GHz)	Polarity: Horizontal
EUT: WiFi 7 (802.11be) 2x2 Dual Band Dual Concurrent Wireless Module	Power: 3.3 Vdc
Note: Mode 1：Transmit at 6855MHz by 802.11ax(20MHz)	

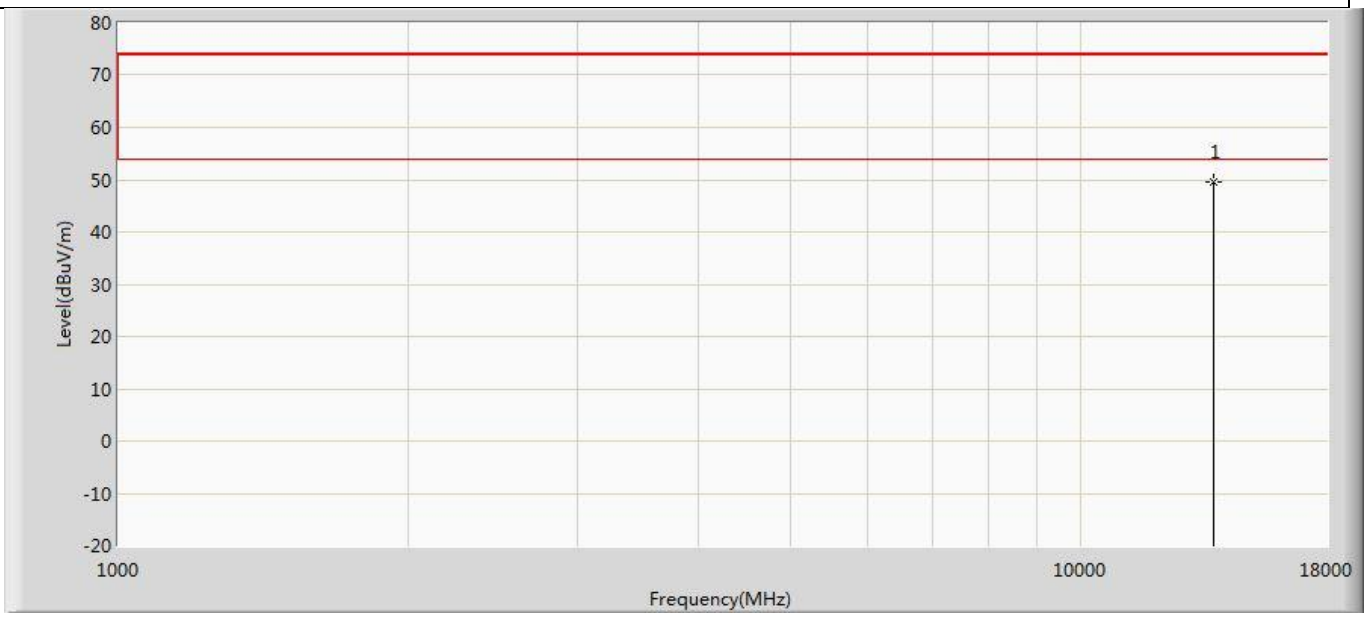

No	Mark	Frequency (MHz)	Measure Level (dBuV/m)	Reading Level (dBuV)	Over Limit (dB)	Limit (dBuV/m)	Factor (dB)	Type
1	*	13710.000	49.612	51.361	-24.388	74.000	-1.749	PK

Profile: 2480675R	Page No.: 205
Engineer: Yu Liu	
Site: AC5	Time: 2024/09/26 - 20:16
Limit: FCC_Part15.209_RE(3m)	Margin: 0
Probe: Horn_3117_00167055_(1-18GHz)	Polarity: Vertical
EUT: WiFi 7 (802.11be) 2x2 Dual Band Dual Concurrent Wireless Module	Power: 3.3 Vdc
Note: Mode 1：Transmit at 6875MHz by 802.11ax(20MHz)	

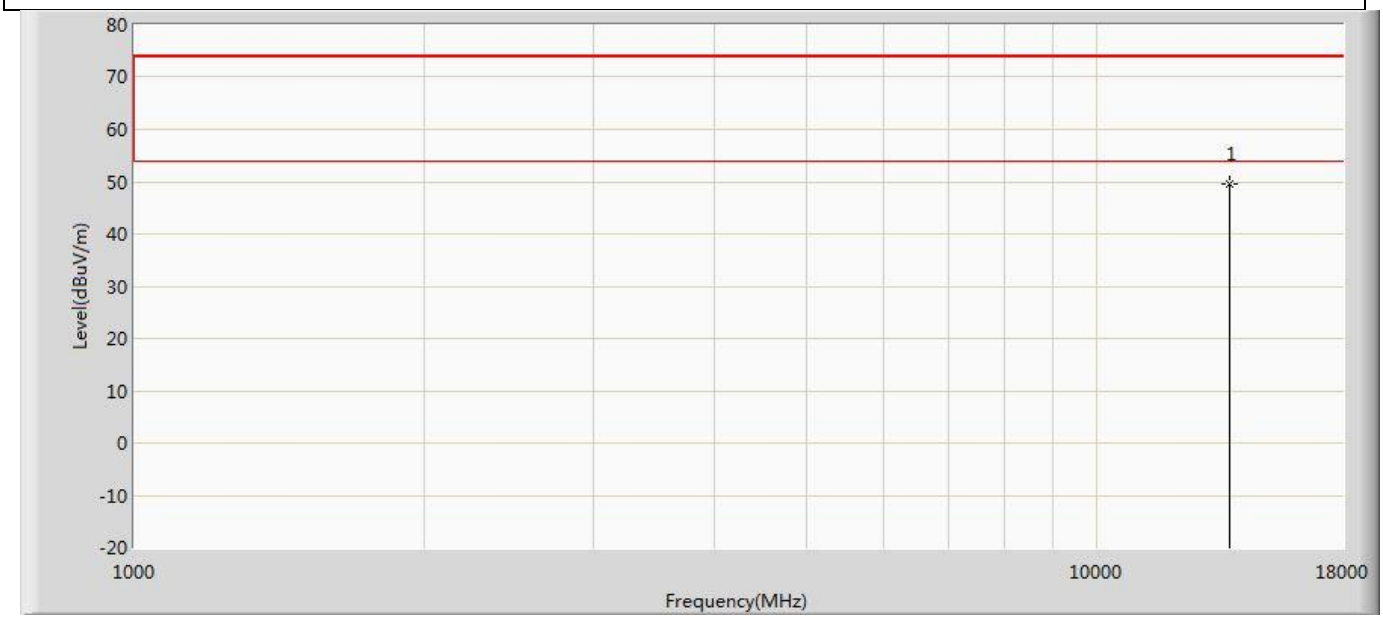

No	Mark	Frequency (MHz)	Measure Level (dBuV/m)	Reading Level (dBuV)	Over Limit (dB)	Limit (dBuV/m)	Factor (dB)	Type
1	*	13750.000	49.458	51.038	-24.542	74.000	-1.580	PK

Profile: 2480675R	Page No.: 206
Engineer: Yu Liu	
Site: AC5	Time: 2024/09/26 - 20:16
Limit: FCC_Part15.209_RE(3m)	Margin: 0
Probe: Horn_3117_00167055_(1-18GHz)	Polarity: Horizontal
EUT: WiFi 7 (802.11be) 2x2 Dual Band Dual Concurrent Wireless Module	Power: 3.3 Vdc
Note: Mode 1：Transmit at 6875MHz by 802.11ax(20MHz)	

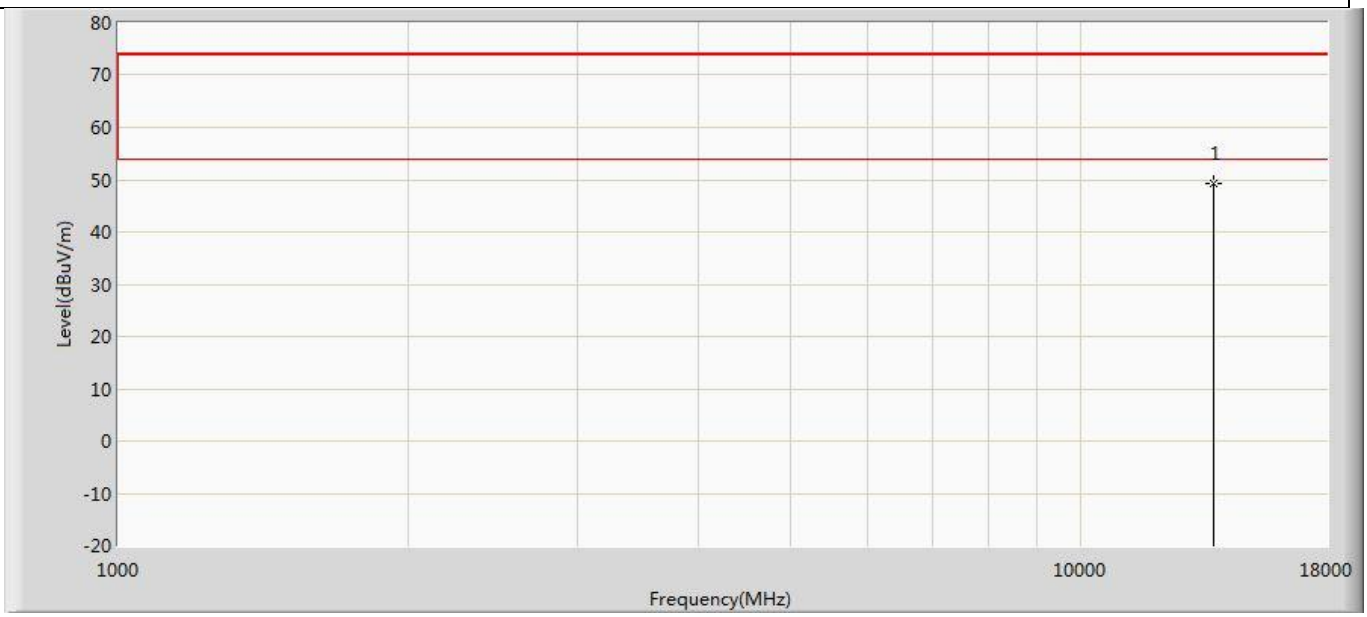

No	Mark	Frequency (MHz)	Measure Level (dBuV/m)	Reading Level (dBuV)	Over Limit (dB)	Limit (dBuV/m)	Factor (dB)	Type
1	*	13750.000	49.261	50.841	-24.739	74.000	-1.580	PK

Profile: 2480675R	Page No.: 207
Engineer: Yu Liu	
Site: AC5	Time: 2024/09/26 - 20:17
Limit: FCC_Part15.209_RE(3m)	Margin: 0
Probe: Horn_3117_00167055_(1-18GHz)	Polarity: Vertical
EUT: WiFi 7 (802.11be) 2x2 Dual Band Dual Concurrent Wireless Module	Power: 3.3 Vdc
Note: Mode 1：Transmit at 6895MHz by 802.11ax(20MHz)	

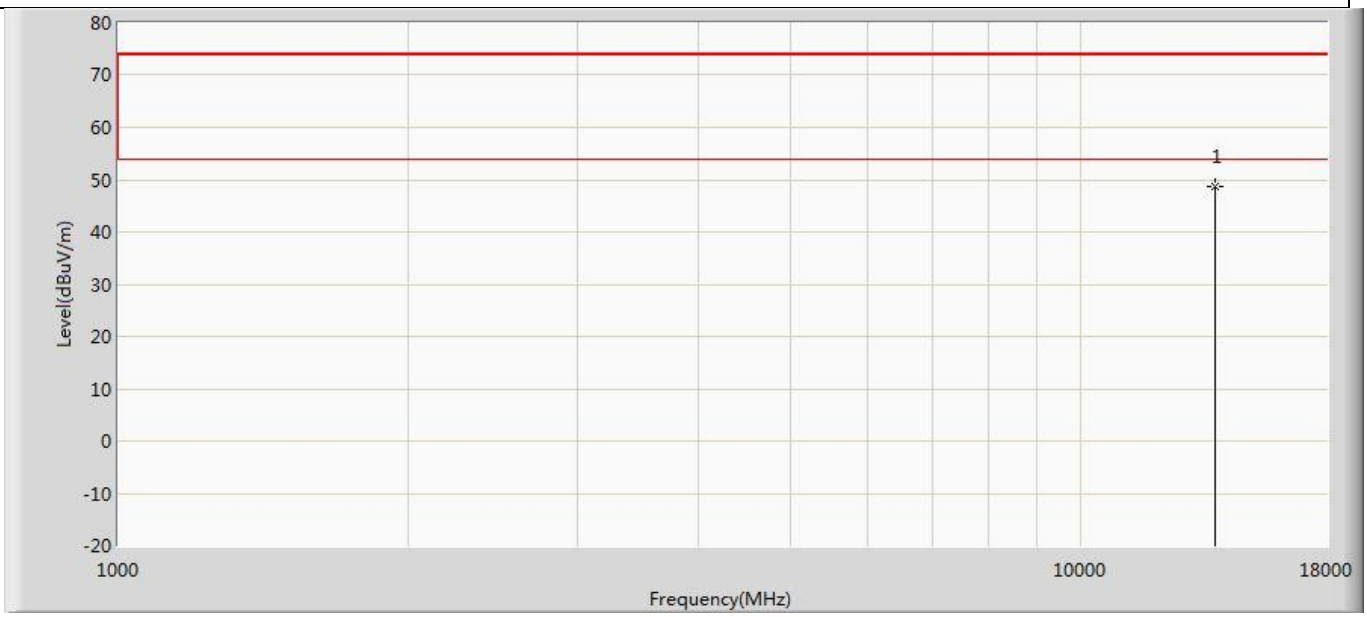

No	Mark	Frequency (MHz)	Measure Level (dBuV/m)	Reading Level (dBuV)	Over Limit (dB)	Limit (dBuV/m)	Factor (dB)	Type
1	*	13790.000	48.786	50.564	-25.214	74.000	-1.778	PK

Profile: 2480675R	Page No.: 208
Engineer: Yu Liu	
Site: AC5	Time: 2024/09/26 - 20:17
Limit: FCC_Part15.209_RE(3m)	Margin: 0
Probe: Horn_3117_00167055_(1-18GHz)	Polarity: Horizontal
EUT: WiFi 7 (802.11be) 2x2 Dual Band Dual Concurrent Wireless Module	Power: 3.3 Vdc
Note: Mode 1：Transmit at 6895MHz by 802.11ax(20MHz)	

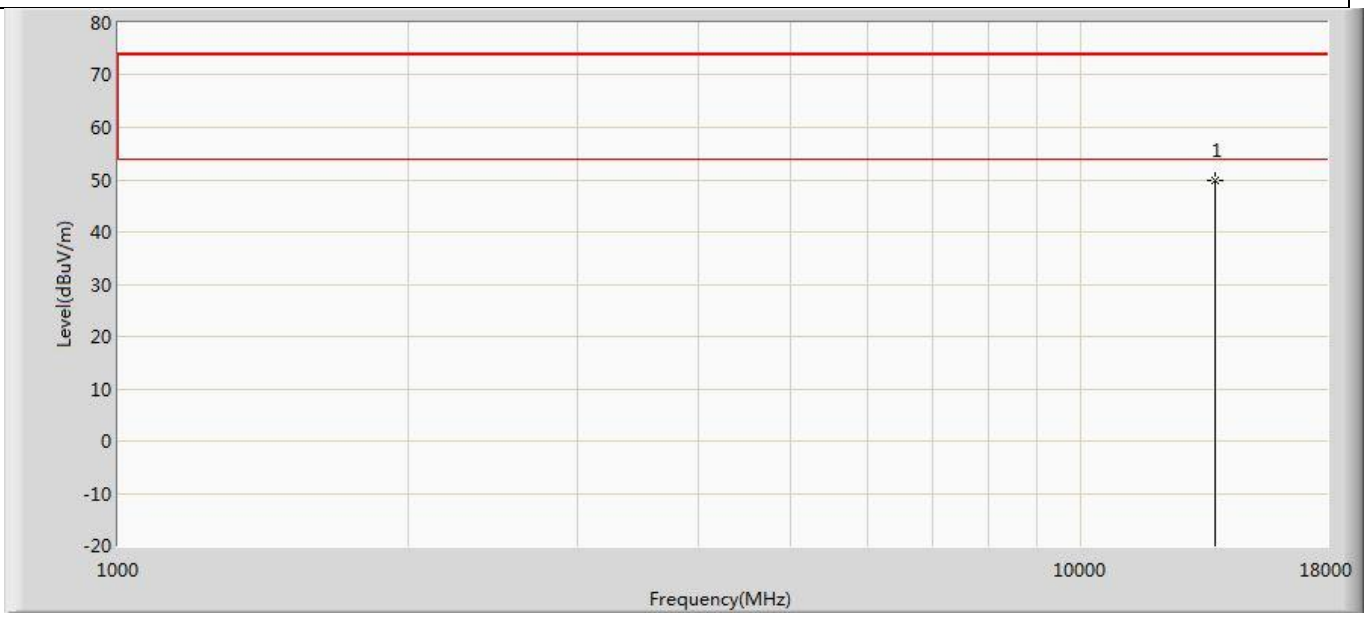

No	Mark	Frequency (MHz)	Measure Level (dBuV/m)	Reading Level (dBuV)	Over Limit (dB)	Limit (dBuV/m)	Factor (dB)	Type
1	*	13790.000	49.917	51.695	-24.083	74.000	-1.778	PK

Profile: 2480675R	Page No.: 209
Engineer: Yu Liu	
Site: AC5	Time: 2024/09/26 - 20:17
Limit: FCC_Part15.209_RE(3m)	Margin: 0
Probe: Horn_3117_00167055_(1-18GHz)	Polarity: Vertical
EUT: WiFi 7 (802.11be) 2x2 Dual Band Dual Concurrent Wireless Module	Power: 3.3 Vdc
Note: Mode 1：Transmit at 6995MHz by 802.11ax(20MHz)	

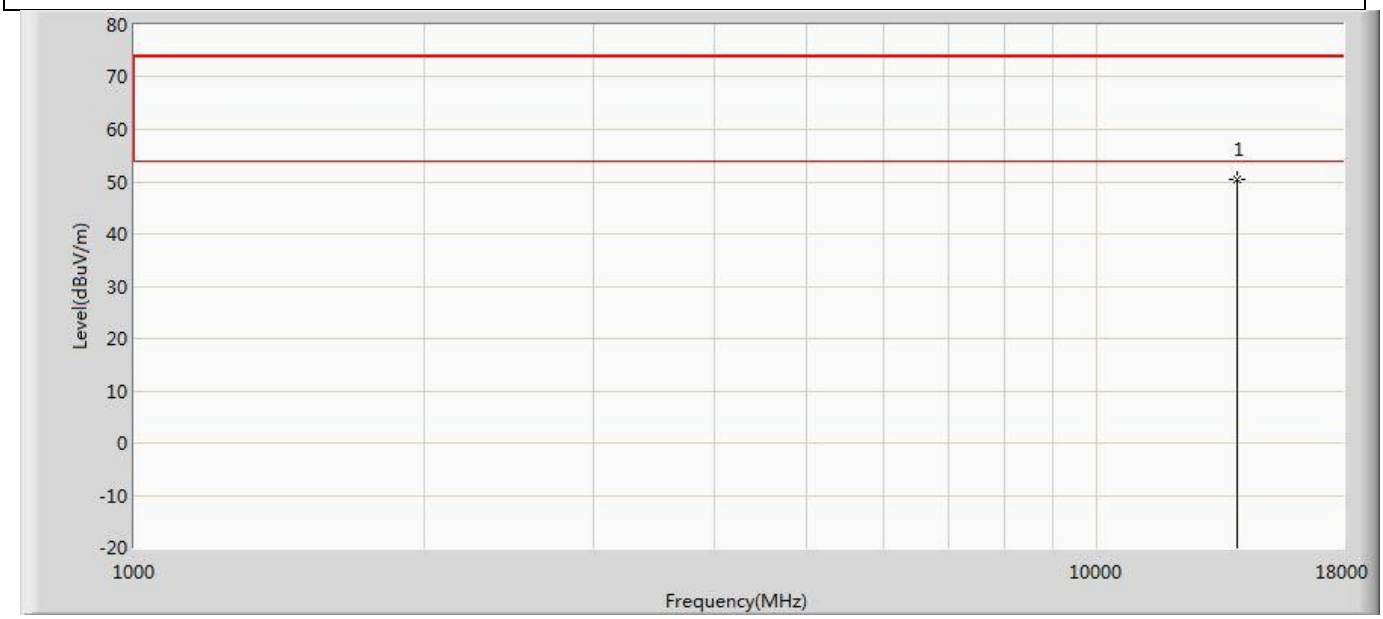

No	Mark	Frequency (MHz)	Measure Level (dBuV/m)	Reading Level (dBuV)	Over Limit (dB)	Limit (dBuV/m)	Factor (dB)	Type
1	*	13990.000	50.547	51.744	-23.453	74.000	-1.196	PK

Profile: 2480675R	Page No.: 210
Engineer: Yu Liu	
Site: AC5	Time: 2024/09/26 - 20:17
Limit: FCC_Part15.209_RE(3m)	Margin: 0
Probe: Horn_3117_00167055_(1-18GHz)	Polarity: Horizontal
EUT: WiFi 7 (802.11be) 2x2 Dual Band Dual Concurrent Wireless Module	Power: 3.3 Vdc
Note: Mode 1：Transmit at 6995MHz by 802.11ax(20MHz)	

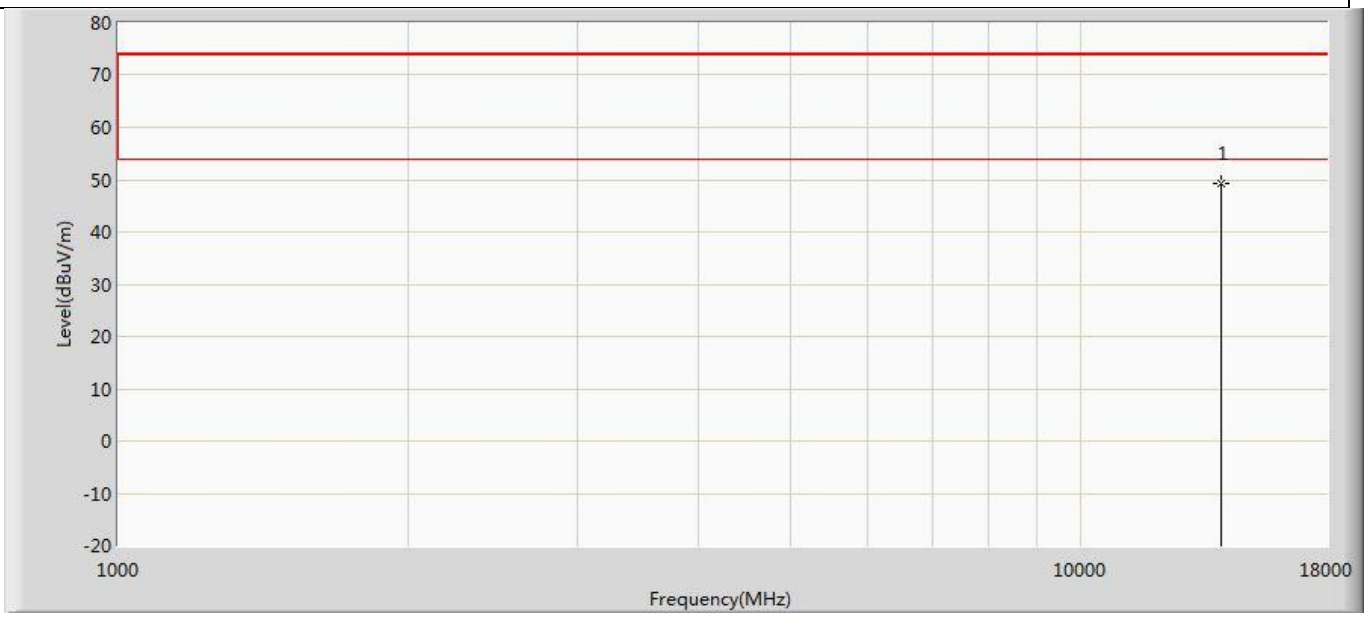

No	Mark	Frequency (MHz)	Measure Level (dBuV/m)	Reading Level (dBuV)	Over Limit (dB)	Limit (dBuV/m)	Factor (dB)	Type
1	*	13990.000	49.272	50.469	-24.728	74.000	-1.196	PK

Profile: 2480675R	Page No.: 211
Engineer: Yu Liu	
Site: AC5	Time: 2024/09/26 - 20:17
Limit: FCC_Part15.209_RE(3m)	Margin: 0
Probe: Horn_3117_00167055_(1-18GHz)	Polarity: Vertical
EUT: WiFi 7 (802.11be) 2x2 Dual Band Dual Concurrent Wireless Module	Power: 3.3 Vdc
Note: Mode 1：Transmit at 7115MHz by 802.11ax(20MHz)	

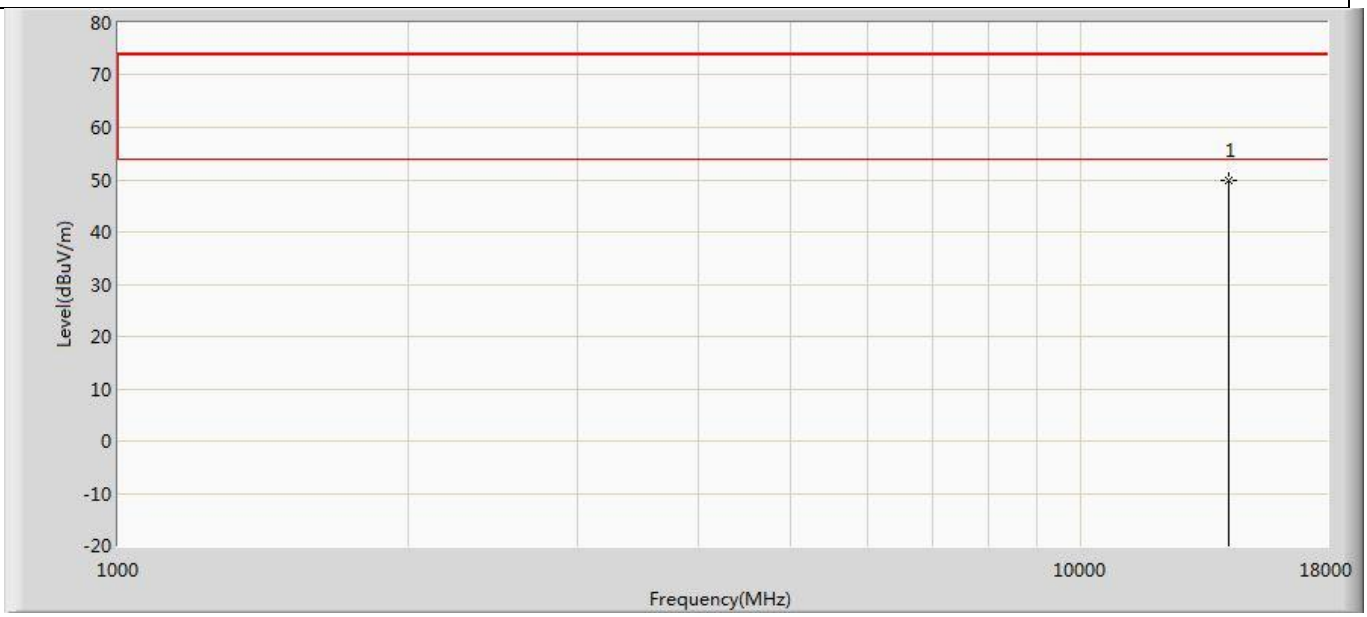

No	Mark	Frequency (MHz)	Measure Level (dBuV/m)	Reading Level (dBuV)	Over Limit (dB)	Limit (dBuV/m)	Factor (dB)	Type
1	*	14230.000	49.985	50.756	-24.015	74.000	-0.770	PK

Profile: 2480675R	Page No.: 212
Engineer: Yu Liu	
Site: AC5	Time: 2024/09/26 - 20:17
Limit: FCC_Part15.209_RE(3m)	Margin: 0
Probe: Horn_3117_00167055_(1-18GHz)	Polarity: Horizontal
EUT: WiFi 7 (802.11be) 2x2 Dual Band Dual Concurrent Wireless Module	Power: 3.3 Vdc
Note: Mode 1：Transmit at 7115MHz by 802.11ax(20MHz)	

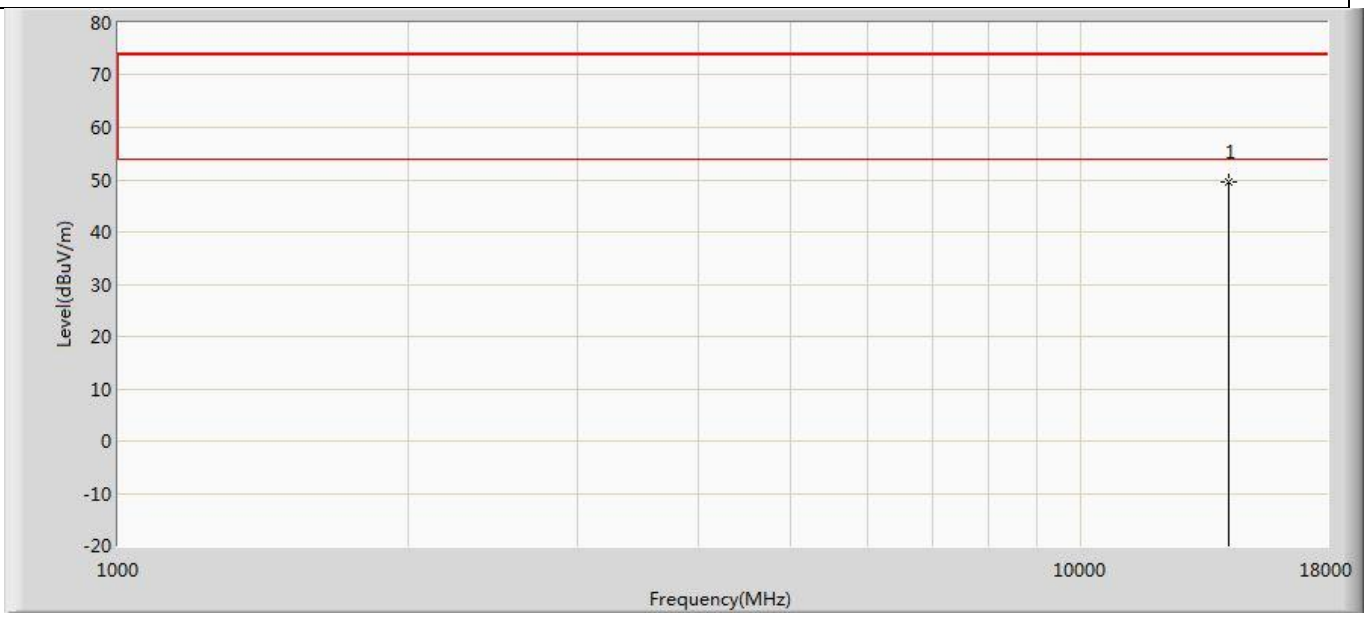

No	Mark	Frequency (MHz)	Measure Level (dBuV/m)	Reading Level (dBuV)	Over Limit (dB)	Limit (dBuV/m)	Factor (dB)	Type
1	*	14230.000	49.686	50.457	-24.314	74.000	-0.770	PK

Profile: 2480675R	Page No.: 213
Engineer: Yu Liu	
Site: AC5	Time: 2024/09/26 - 20:17
Limit: FCC_Part15.209_RE(3m)	Margin: 0
Probe: Horn_3117_00167055_(1-18GHz)	Polarity: Vertical
EUT: WiFi 7 (802.11be) 2x2 Dual Band Dual Concurrent Wireless Module	Power: 3.3 Vdc
Note: Mode 2：Transmit at 5965MHz by 802.11ax(40MHz)	

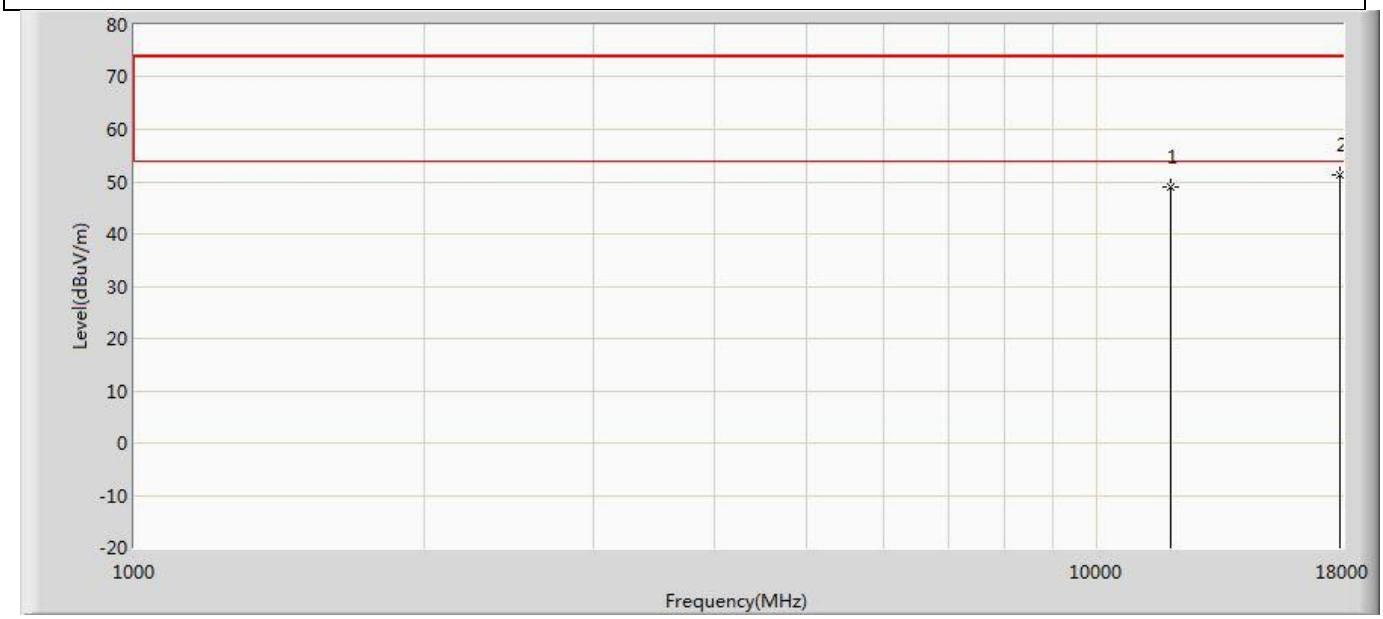

No	Mark	Frequency (MHz)	Measure Level (dBuV/m)	Reading Level (dBuV)	Over Limit (dB)	Limit (dBuV/m)	Factor (dB)	Type
1		11930.000	48.981	49.845	-25.019	74.000	-0.865	PK
2	*	17895.000	51.243	48.443	-22.757	74.000	2.799	PK

Profile: 2480675R	Page No.: 214
Engineer: Yu Liu	
Site: AC5	Time: 2024/09/26 - 20:17
Limit: FCC_Part15.209_RE(3m)	Margin: 0
Probe: Horn_3117_00167055_(1-18GHz)	Polarity: Horizontal
EUT: WiFi 7 (802.11be) 2x2 Dual Band Dual Concurrent Wireless Module	Power: 3.3 Vdc
Note: Mode 2：Transmit at 5965MHz by 802.11ax(40MHz)	

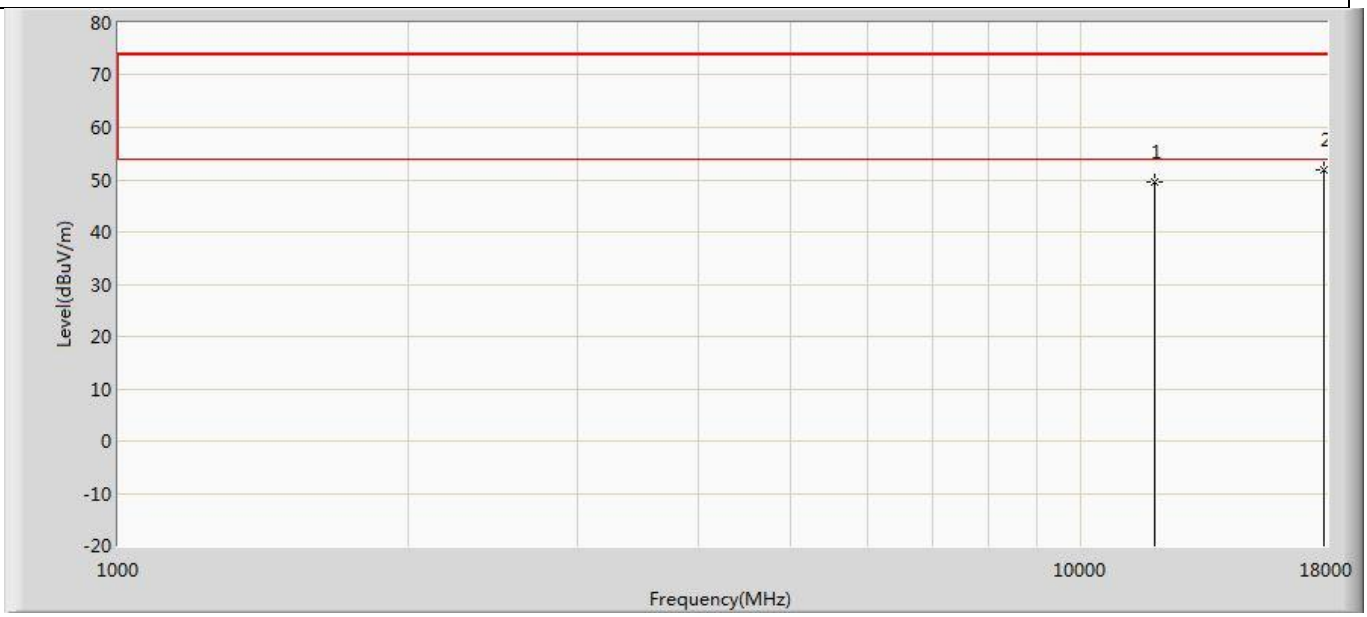

No	Mark	Frequency (MHz)	Measure Level (dBuV/m)	Reading Level (dBuV)	Over Limit (dB)	Limit (dBuV/m)	Factor (dB)	Type
1		11930.000	49.662	50.526	-24.338	74.000	-0.865	PK
2	*	17895.000	51.837	49.037	-22.163	74.000	2.799	PK

Profile: 2480675R	Page No.: 215
Engineer: Yu Liu	
Site: AC5	Time: 2024/09/26 - 20:17
Limit: FCC_Part15.209_RE(3m)	Margin: 0
Probe: Horn_3117_00167055_(1-18GHz)	Polarity: Vertical
EUT: WiFi 7 (802.11be) 2x2 Dual Band Dual Concurrent Wireless Module	Power: 3.3 Vdc
Note: Mode 2：Transmit at 6165MHz by 802.11ax(40MHz)	

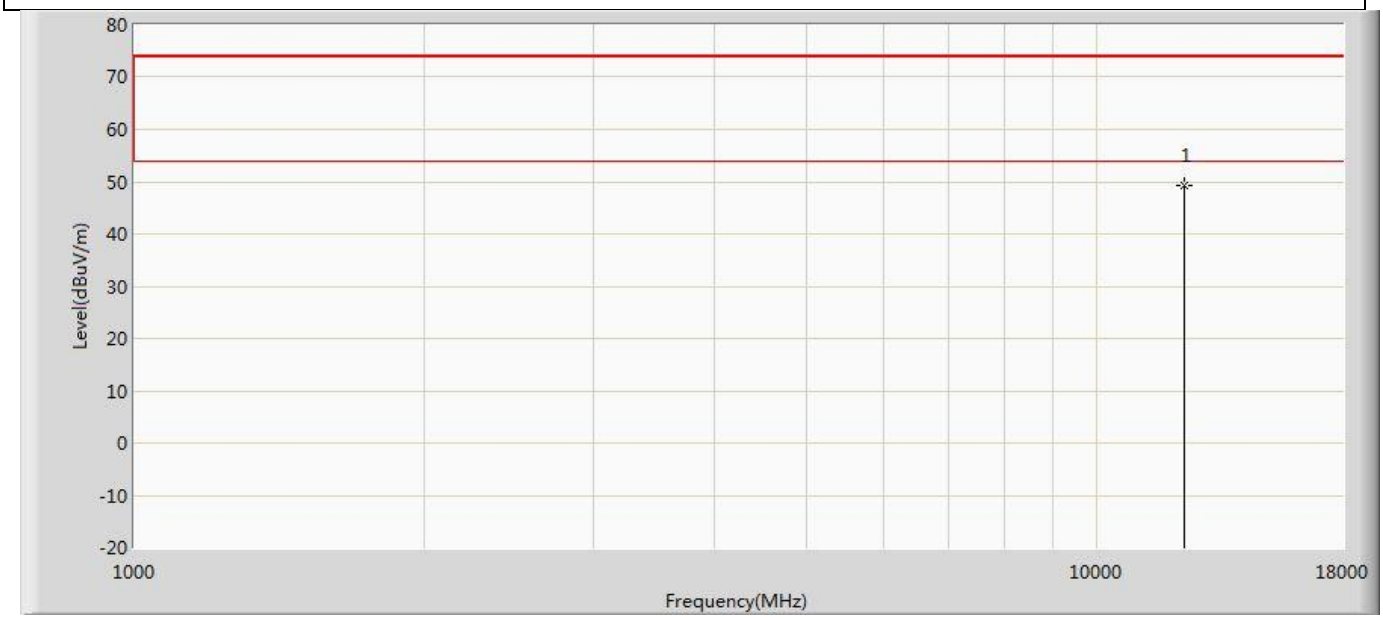

No	Mark	Frequency (MHz)	Measure Level (dBuV/m)	Reading Level (dBuV)	Over Limit (dB)	Limit (dBuV/m)	Factor (dB)	Type
1	*	12330.000	49.220	50.040	-24.780	74.000	-0.820	PK

Profile: 2480675R	Page No.: 216
Engineer: Yu Liu	
Site: AC5	Time: 2024/09/26 - 20:19
Limit: FCC_Part15.209_RE(3m)	Margin: 0
Probe: Horn_3117_00167055_(1-18GHz)	Polarity: Horizontal
EUT: WiFi 7 (802.11be) 2x2 Dual Band Dual Concurrent Wireless Module	Power: 3.3 Vdc
Note: Mode 2：Transmit at 6165MHz by 802.11ax(40MHz)	

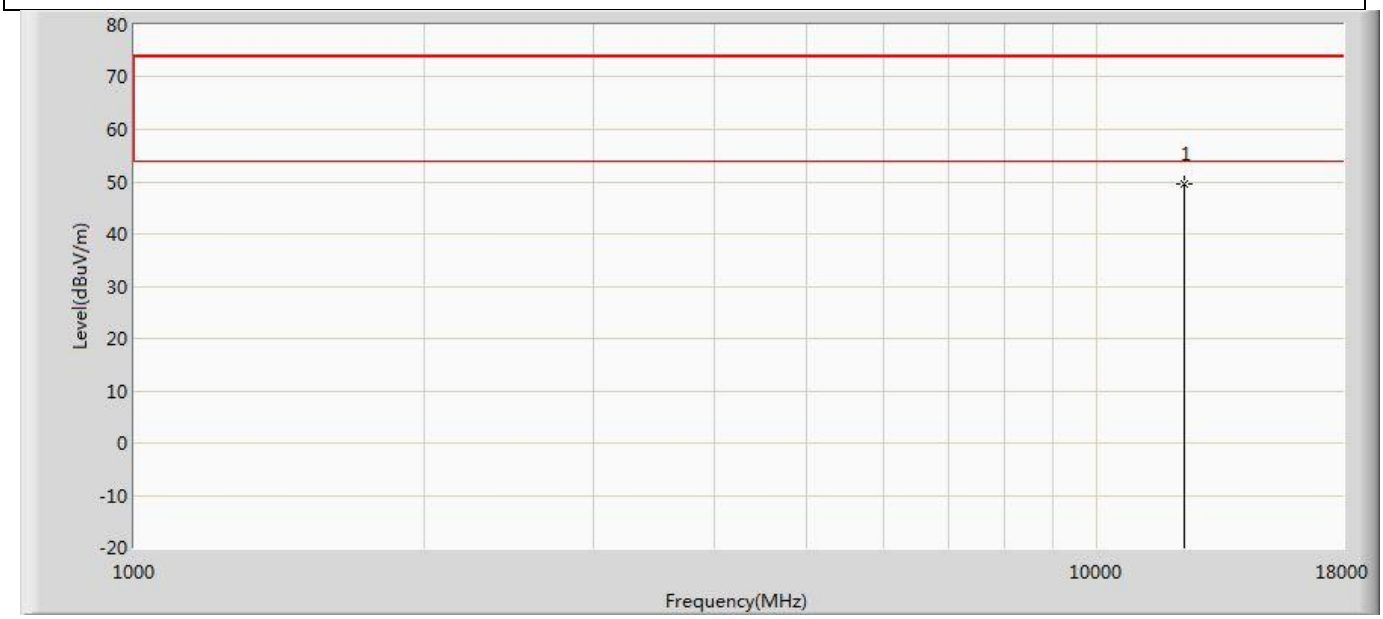

No	Mark	Frequency (MHz)	Measure Level (dBuV/m)	Reading Level (dBuV)	Over Limit (dB)	Limit (dBuV/m)	Factor (dB)	Type
1	*	12330.000	49.556	50.376	-24.444	74.000	-0.820	PK

Profile: 2480675R	Page No.: 217
Engineer: Yu Liu	
Site: AC5	Time: 2024/09/26 - 20:19
Limit: FCC_Part15.209_RE(3m)	Margin: 0
Probe: Horn_3117_00167055_(1-18GHz)	Polarity: Vertical
EUT: WiFi 7 (802.11be) 2x2 Dual Band Dual Concurrent Wireless Module	Power: 3.3 Vdc
Note: Mode 2：Transmit at 6405MHz by 802.11ax(40MHz)	

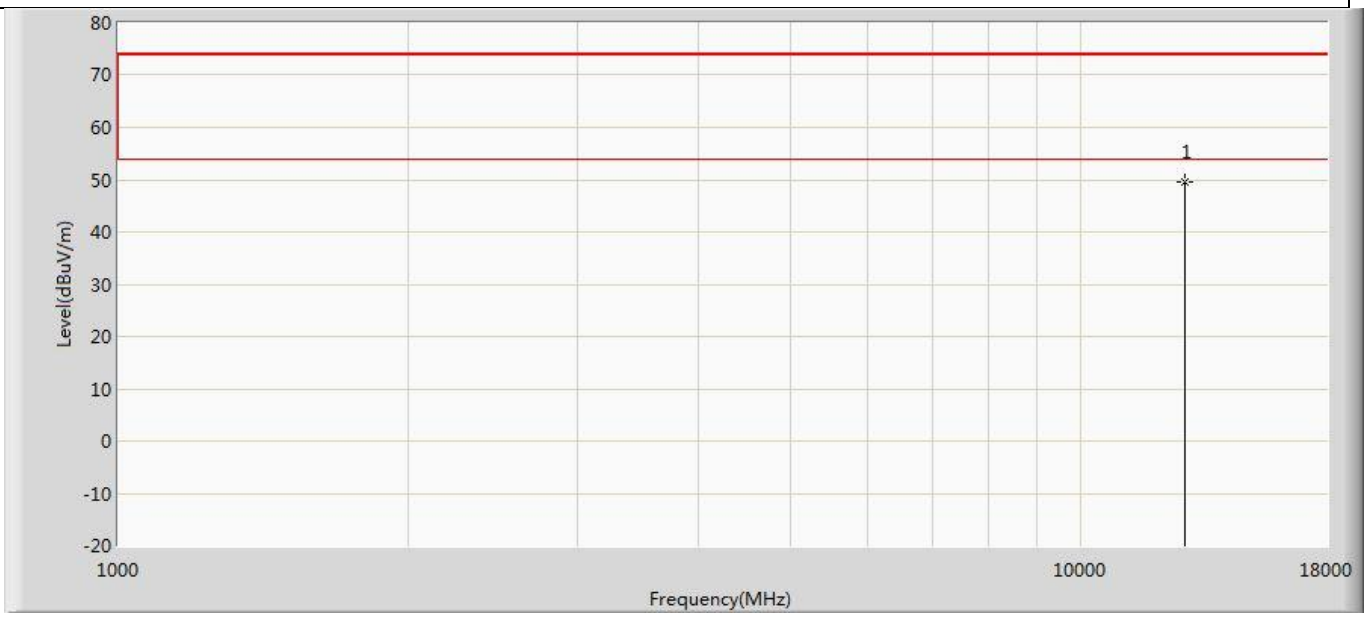

No	Mark	Frequency (MHz)	Measure Level (dBuV/m)	Reading Level (dBuV)	Over Limit (dB)	Limit (dBuV/m)	Factor (dB)	Type
1	*	12810.000	49.607	50.212	-24.393	74.000	-0.605	PK

Profile: 2480675R	Page No.: 218
Engineer: Yu Liu	
Site: AC5	Time: 2024/09/26 - 20:19
Limit: FCC_Part15.209_RE(3m)	Margin: 0
Probe: Horn_3117_00167055_(1-18GHz)	Polarity: Horizontal
EUT: WiFi 7 (802.11be) 2x2 Dual Band Dual Concurrent Wireless Module	Power: 3.3 Vdc
Note: Mode 2：Transmit at 6405MHz by 802.11ax(40MHz)	

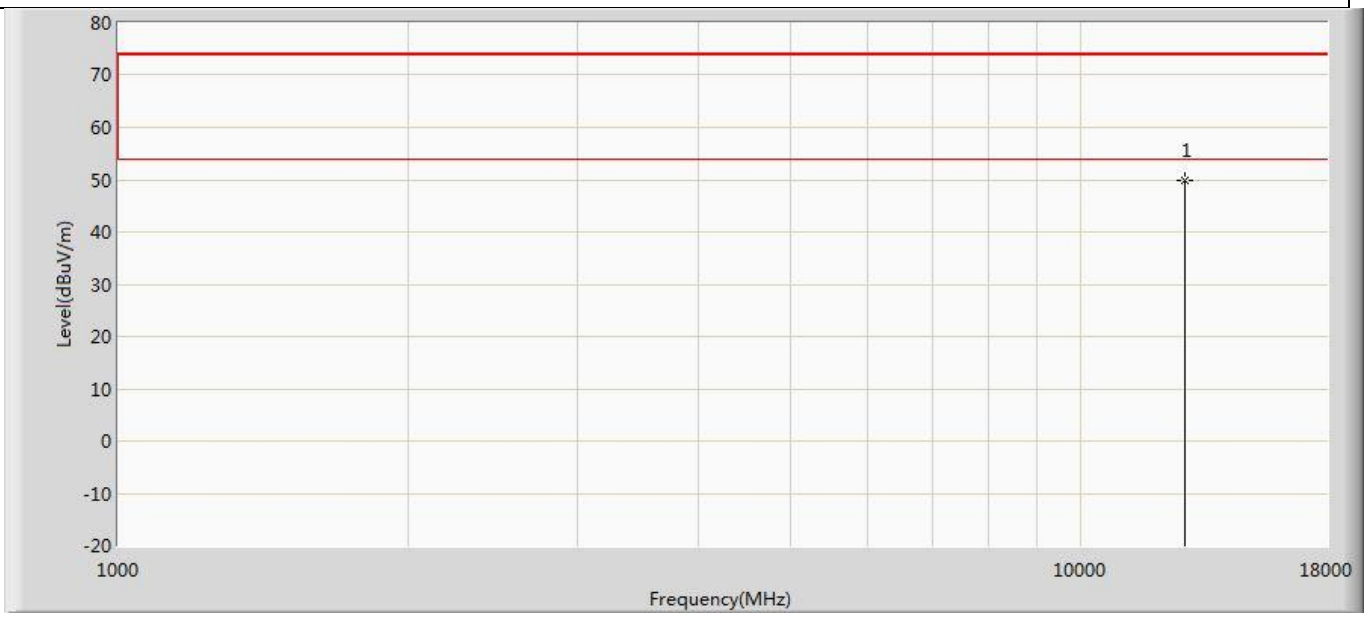

No	Mark	Frequency (MHz)	Measure Level (dBuV/m)	Reading Level (dBuV)	Over Limit (dB)	Limit (dBuV/m)	Factor (dB)	Type
1	*	12810.000	49.857	50.462	-24.143	74.000	-0.605	PK

Profile: 2480675R	Page No.: 219
Engineer: Yu Liu	
Site: AC5	Time: 2024/09/26 - 20:19
Limit: FCC_Part15.209_RE(3m)	Margin: 0
Probe: Horn_3117_00167055_(1-18GHz)	Polarity: Vertical
EUT: WiFi 7 (802.11be) 2x2 Dual Band Dual Concurrent Wireless Module	Power: 3.3 Vdc
Note: Mode 2：Transmit at 6445MHz by 802.11ax(40MHz)	

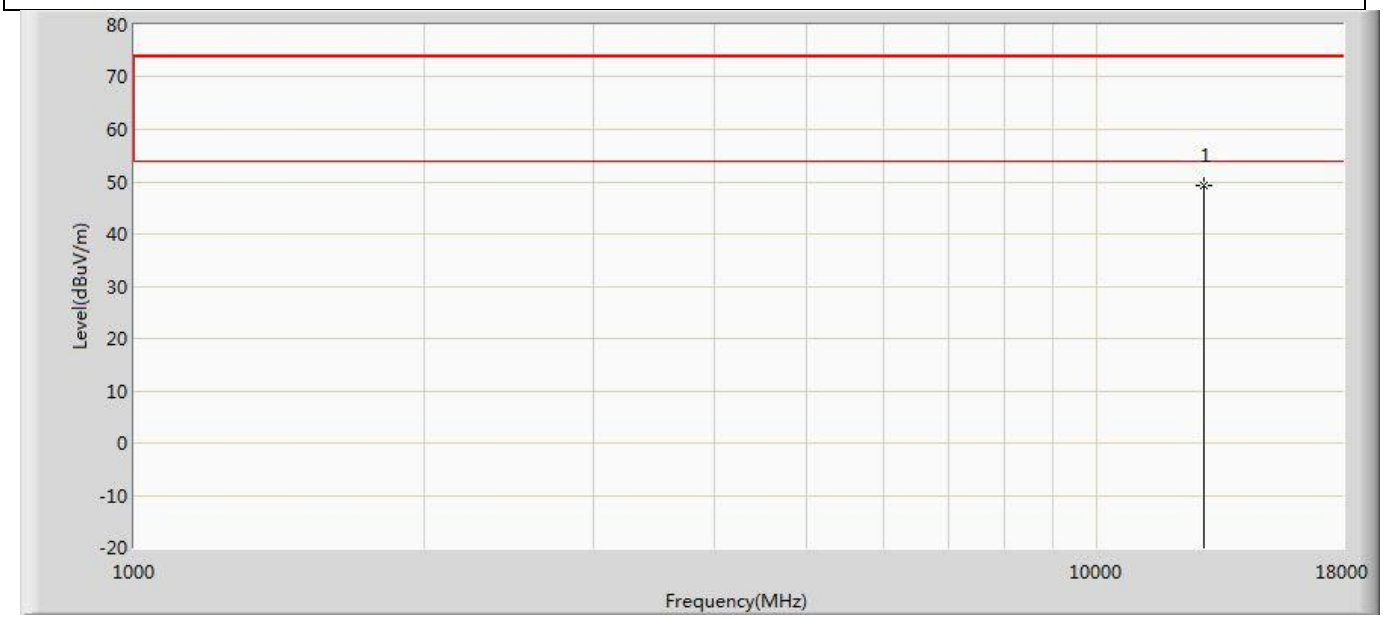

No	Mark	Frequency (MHz)	Measure Level (dBuV/m)	Reading Level (dBuV)	Over Limit (dB)	Limit (dBuV/m)	Factor (dB)	Type
1	*	12890.000	49.334	50.424	-24.666	74.000	-1.090	PK

Profile: 2480675R	Page No.: 220
Engineer: Yu Liu	
Site: AC5	Time: 2024/09/26 - 20:20
Limit: FCC_Part15.209_RE(3m)	Margin: 0
Probe: Horn_3117_00167055_(1-18GHz)	Polarity: Horizontal
EUT: WiFi 7 (802.11be) 2x2 Dual Band Dual Concurrent Wireless Module	Power: 3.3 Vdc
Note: Mode 2：Transmit at 6445MHz by 802.11ax(40MHz)	

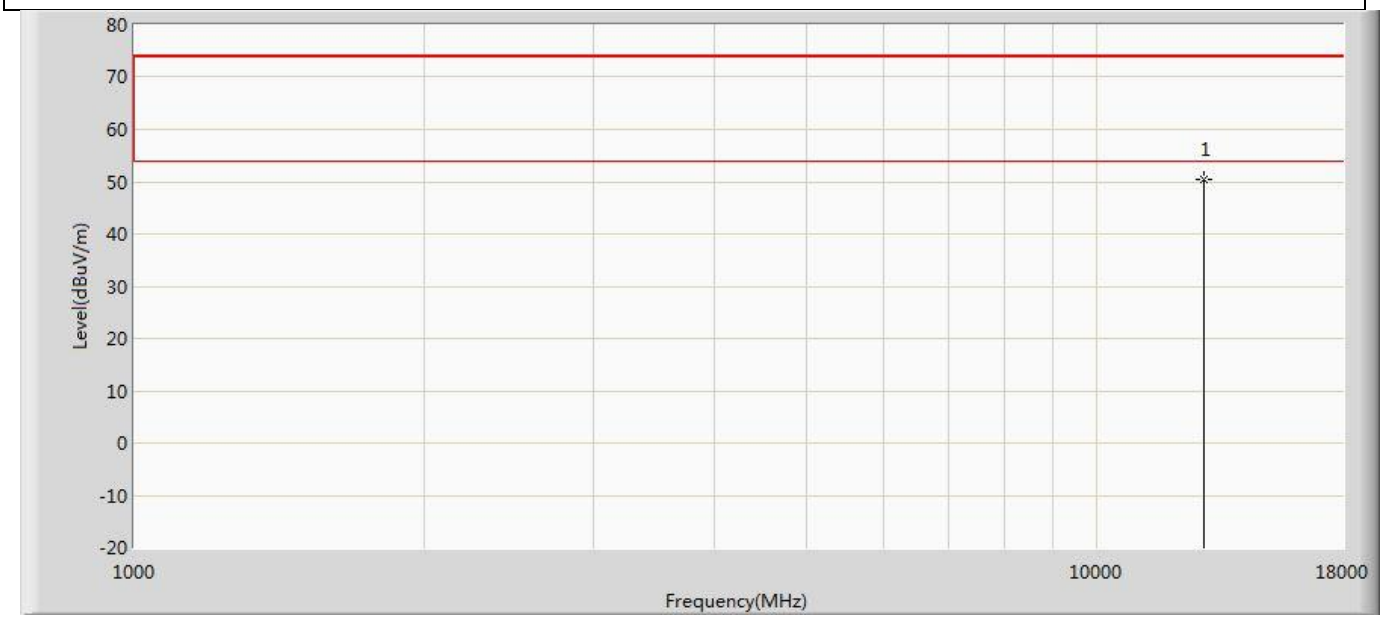

No	Mark	Frequency (MHz)	Measure Level (dBuV/m)	Reading Level (dBuV)	Over Limit (dB)	Limit (dBuV/m)	Factor (dB)	Type
1	*	12890.000	50.373	51.463	-23.627	74.000	-1.090	PK

Profile: 2480675R	Page No.: 221
Engineer: Yu Liu	
Site: AC5	Time: 2024/09/26 - 20:20
Limit: FCC_Part15.209_RE(3m)	Margin: 0
Probe: Horn_3117_00167055_(1-18GHz)	Polarity: Vertical
EUT: WiFi 7 (802.11be) 2x2 Dual Band Dual Concurrent Wireless Module	Power: 3.3 Vdc
Note: Mode 2：Transmit at 6485MHz by 802.11ax(40MHz)	

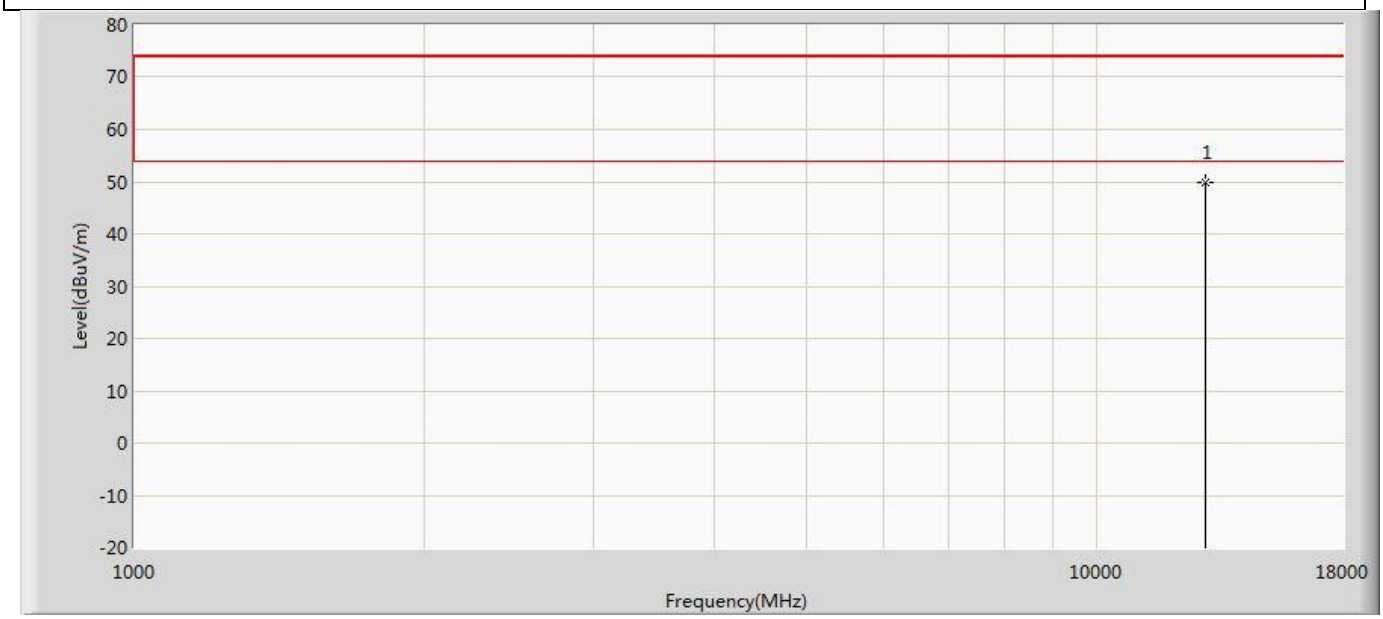

No	Mark	Frequency (MHz)	Measure Level (dBuV/m)	Reading Level (dBuV)	Over Limit (dB)	Limit (dBuV/m)	Factor (dB)	Type
1	*	12970.000	49.751	50.581	-24.249	74.000	-0.829	PK

Profile: 2480675R	Page No.: 222
Engineer: Yu Liu	
Site: AC5	Time: 2024/09/26 - 20:20
Limit: FCC_Part15.209_RE(3m)	Margin: 0
Probe: Horn_3117_00167055_(1-18GHz)	Polarity: Horizontal
EUT: WiFi 7 (802.11be) 2x2 Dual Band Dual Concurrent Wireless Module	Power: 3.3 Vdc
Note: Mode 2：Transmit at 6485MHz by 802.11ax(40MHz)	

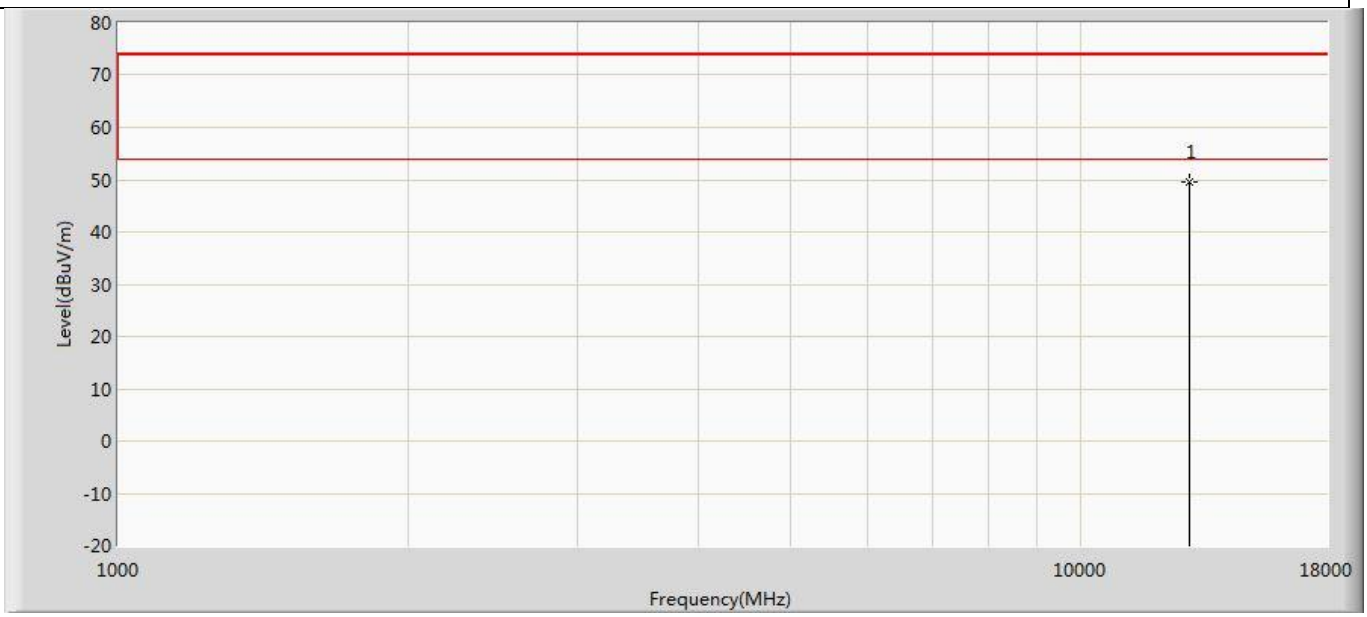

No	Mark	Frequency (MHz)	Measure Level (dBuV/m)	Reading Level (dBuV)	Over Limit (dB)	Limit (dBuV/m)	Factor (dB)	Type
1	*	12970.000	49.435	50.265	-24.565	74.000	-0.829	PK

Profile: 2480675R	Page No.: 223
Engineer: Yu Liu	
Site: AC5	Time: 2024/09/26 - 20:20
Limit: FCC_Part15.209_RE(3m)	Margin: 0
Probe: Horn_3117_00167055_(1-18GHz)	Polarity: Vertical
EUT: WiFi 7 (802.11be) 2x2 Dual Band Dual Concurrent Wireless Module	Power: 3.3 Vdc
Note: Mode 2：Transmit at 6525MHz by 802.11ax(40MHz)	

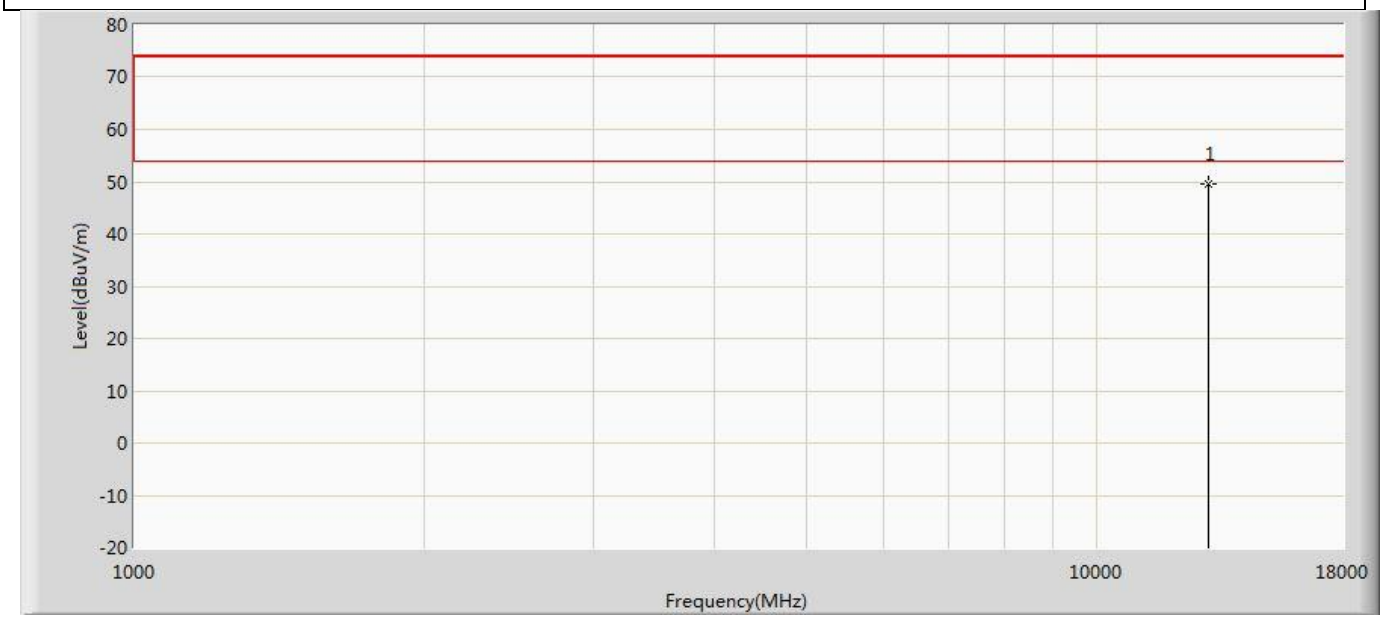

No	Mark	Frequency (MHz)	Measure Level (dBuV/m)	Reading Level (dBuV)	Over Limit (dB)	Limit (dBuV/m)	Factor (dB)	Type
1	*	13050.000	49.627	50.877	-24.373	74.000	-1.250	PK

Profile: 2480675R	Page No.: 224
Engineer: Yu Liu	
Site: AC5	Time: 2024/09/26 - 20:20
Limit: FCC_Part15.209_RE(3m)	Margin: 0
Probe: Horn_3117_00167055_(1-18GHz)	Polarity: Horizontal
EUT: WiFi 7 (802.11be) 2x2 Dual Band Dual Concurrent Wireless Module	Power: 3.3 Vdc
Note: Mode 2：Transmit at 6525MHz by 802.11ax(40MHz)	

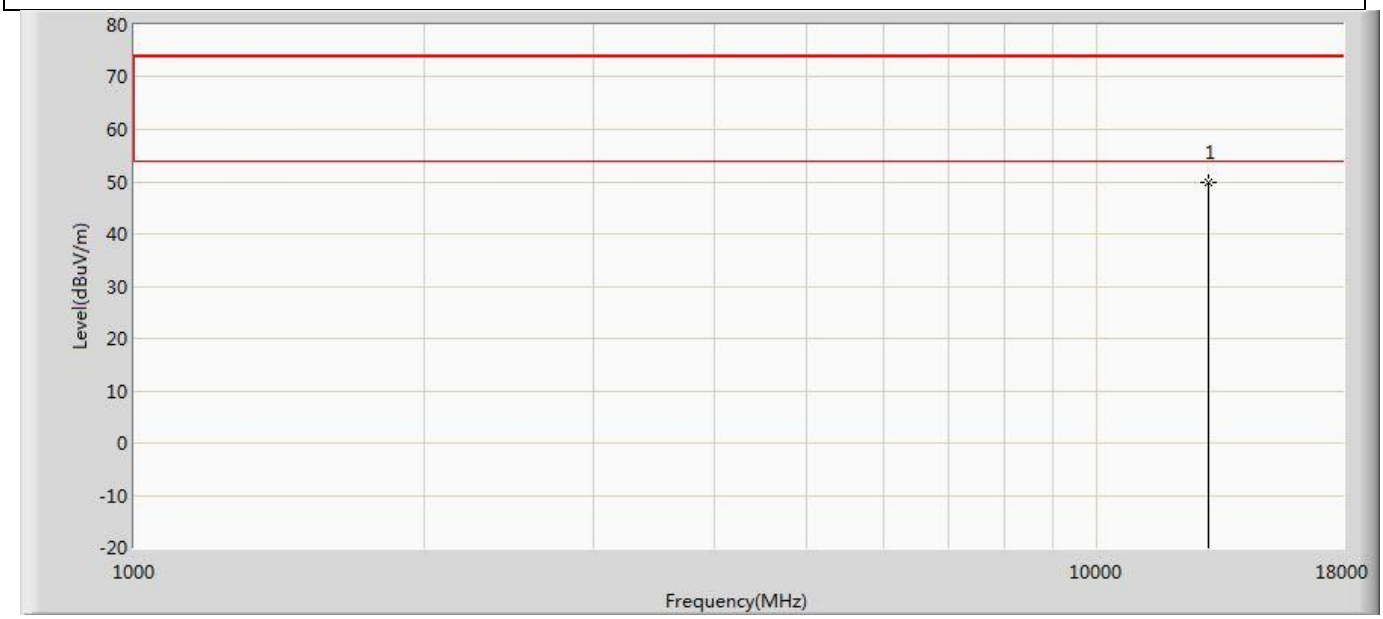

No	Mark	Frequency (MHz)	Measure Level (dBuV/m)	Reading Level (dBuV)	Over Limit (dB)	Limit (dBuV/m)	Factor (dB)	Type
1	*	13050.000	49.860	51.110	-24.140	74.000	-1.250	PK

Profile: 2480675R	Page No.: 225
Engineer: Yu Liu	
Site: AC5	Time: 2024/09/26 - 20:20
Limit: FCC_Part15.209_RE(3m)	Margin: 0
Probe: Horn_3117_00167055_(1-18GHz)	Polarity: Vertical
EUT: WiFi 7 (802.11be) 2x2 Dual Band Dual Concurrent Wireless Module	Power: 3.3 Vdc
Note: Mode 2：Transmit at 6565MHz by 802.11ax(40MHz)	

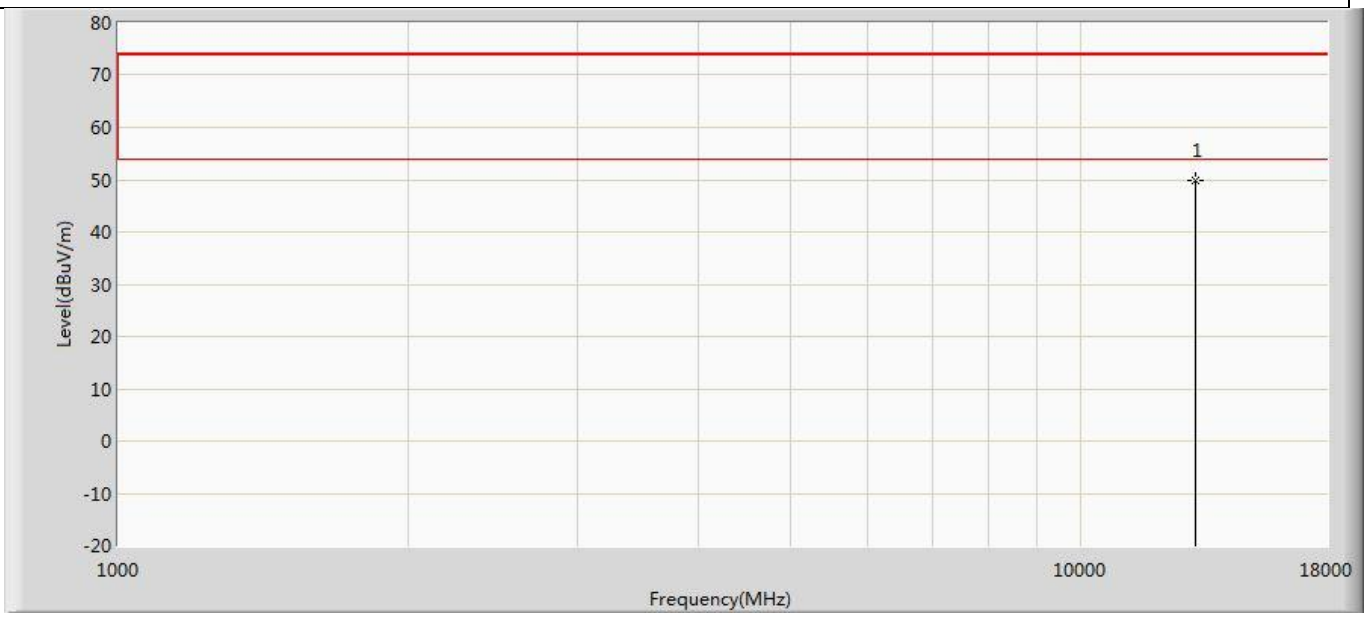

No	Mark	Frequency (MHz)	Measure Level (dBuV/m)	Reading Level (dBuV)	Over Limit (dB)	Limit (dBuV/m)	Factor (dB)	Type
1	*	13130.000	49.888	51.203	-24.112	74.000	-1.315	PK

Profile: 2480675R	Page No.: 226
Engineer: Yu Liu	
Site: AC5	Time: 2024/09/26 - 20:20
Limit: FCC_Part15.209_RE(3m)	Margin: 0
Probe: Horn_3117_00167055_(1-18GHz)	Polarity: Horizontal
EUT: WiFi 7 (802.11be) 2x2 Dual Band Dual Concurrent Wireless Module	Power: 3.3 Vdc
Note: Mode 2：Transmit at 6565MHz by 802.11ax(40MHz)	

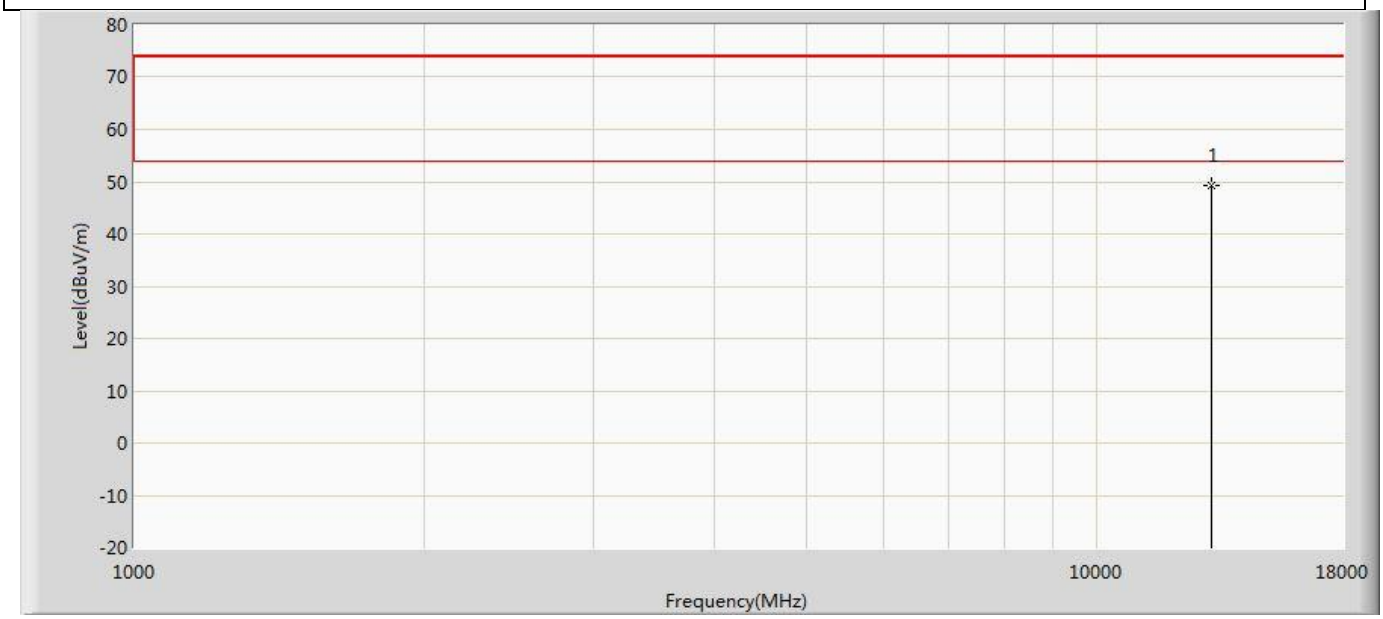

No	Mark	Frequency (MHz)	Measure Level (dBuV/m)	Reading Level (dBuV)	Over Limit (dB)	Limit (dBuV/m)	Factor (dB)	Type
1	*	13130.000	49.330	50.645	-24.670	74.000	-1.315	PK

Profile: 2480675R	Page No.: 227
Engineer: Yu Liu	
Site: AC5	Time: 2024/09/26 - 20:20
Limit: FCC_Part15.209_RE(3m)	Margin: 0
Probe: Horn_3117_00167055_(1-18GHz)	Polarity: Vertical
EUT: WiFi 7 (802.11be) 2x2 Dual Band Dual Concurrent Wireless Module	Power: 3.3 Vdc
Note: Mode 2：Transmit at 6685MHz by 802.11ax(40MHz)	

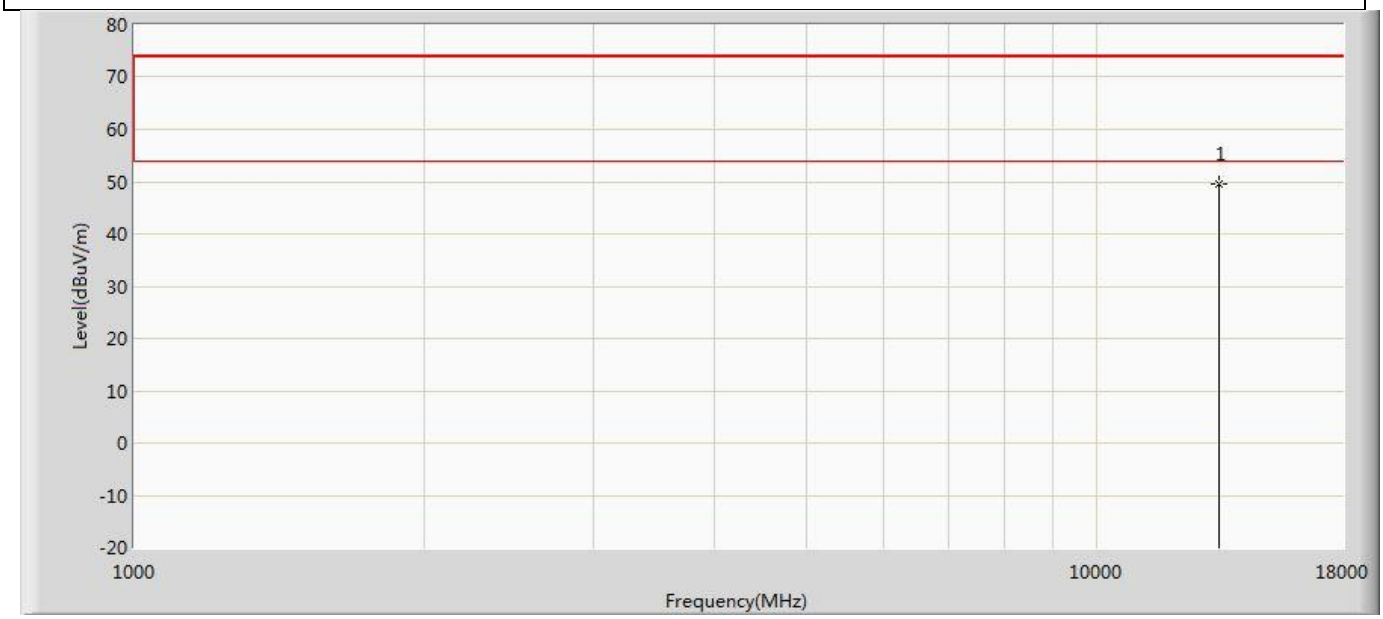

No	Mark	Frequency (MHz)	Measure Level (dBuV/m)	Reading Level (dBuV)	Over Limit (dB)	Limit (dBuV/m)	Factor (dB)	Type
1	*	13370.000	49.501	50.444	-24.499	74.000	-0.943	PK

Profile: 2480675R	Page No.: 228
Engineer: Yu Liu	
Site: AC5	Time: 2024/09/26 - 20:20
Limit: FCC_Part15.209_RE(3m)	Margin: 0
Probe: Horn_3117_00167055_(1-18GHz)	Polarity: Horizontal
EUT: WiFi 7 (802.11be) 2x2 Dual Band Dual Concurrent Wireless Module	Power: 3.3 Vdc
Note: Mode 2：Transmit at 6685MHz by 802.11ax(40MHz)	

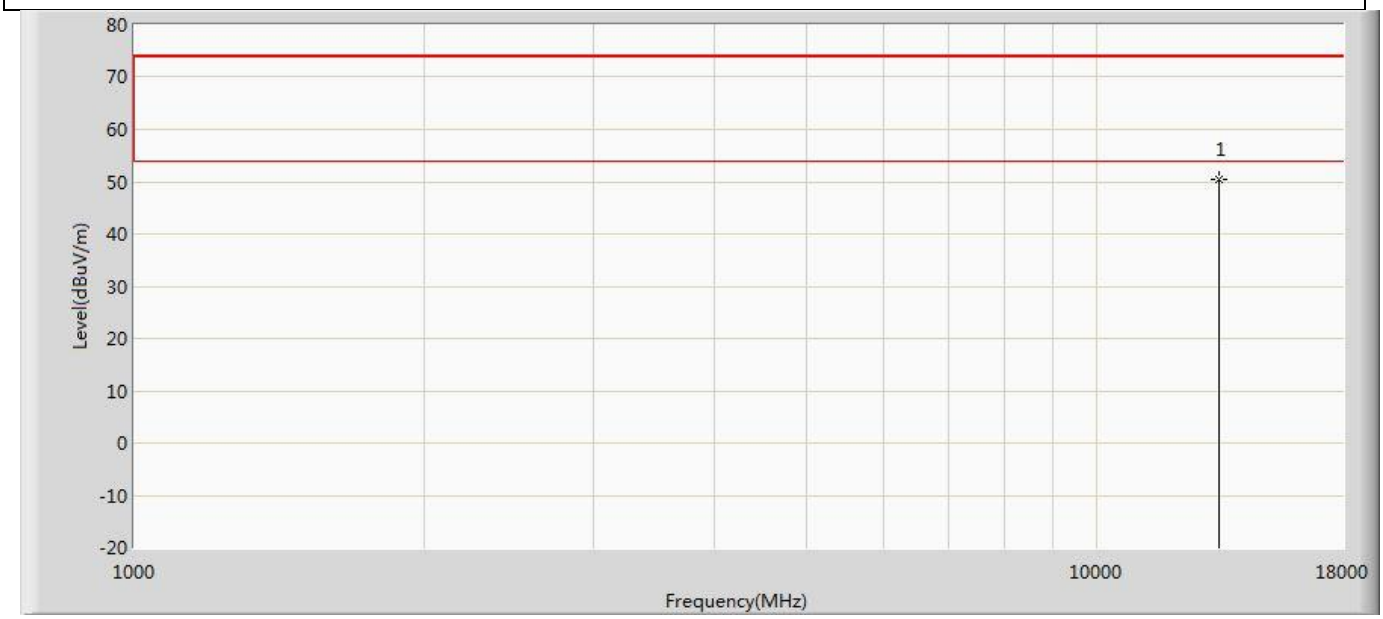

No	Mark	Frequency (MHz)	Measure Level (dBuV/m)	Reading Level (dBuV)	Over Limit (dB)	Limit (dBuV/m)	Factor (dB)	Type
1	*	13370.000	50.400	51.343	-23.600	74.000	-0.943	PK

Profile: 2480675R	Page No.: 229
Engineer: Yu Liu	
Site: AC5	Time: 2024/09/26 - 20:20
Limit: FCC_Part15.209_RE(3m)	Margin: 0
Probe: Horn_3117_00167055_(1-18GHz)	Polarity: Vertical
EUT: WiFi 7 (802.11be) 2x2 Dual Band Dual Concurrent Wireless Module	Power: 3.3 Vdc
Note: Mode 2：Transmit at 6845MHz by 802.11ax(40MHz)	

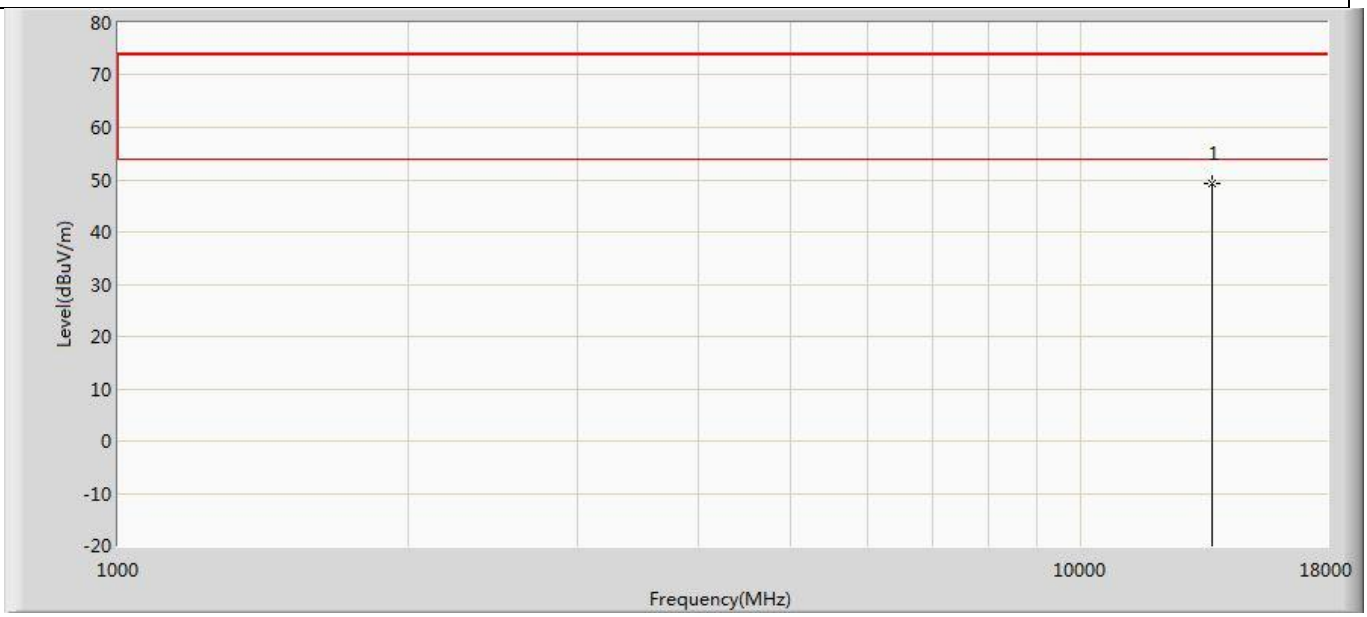

No	Mark	Frequency (MHz)	Measure Level (dBuV/m)	Reading Level (dBuV)	Over Limit (dB)	Limit (dBuV/m)	Factor (dB)	Type
1	*	13690.000	49.246	50.830	-24.754	74.000	-1.584	PK

Profile: 2480675R	Page No.: 230
Engineer: Yu Liu	
Site: AC5	Time: 2024/09/26 - 20:20
Limit: FCC_Part15.209_RE(3m)	Margin: 0
Probe: Horn_3117_00167055_(1-18GHz)	Polarity: Horizontal
EUT: WiFi 7 (802.11be) 2x2 Dual Band Dual Concurrent Wireless Module	Power: 3.3 Vdc
Note: Mode 2：Transmit at 6845MHz by 802.11ax(40MHz)	

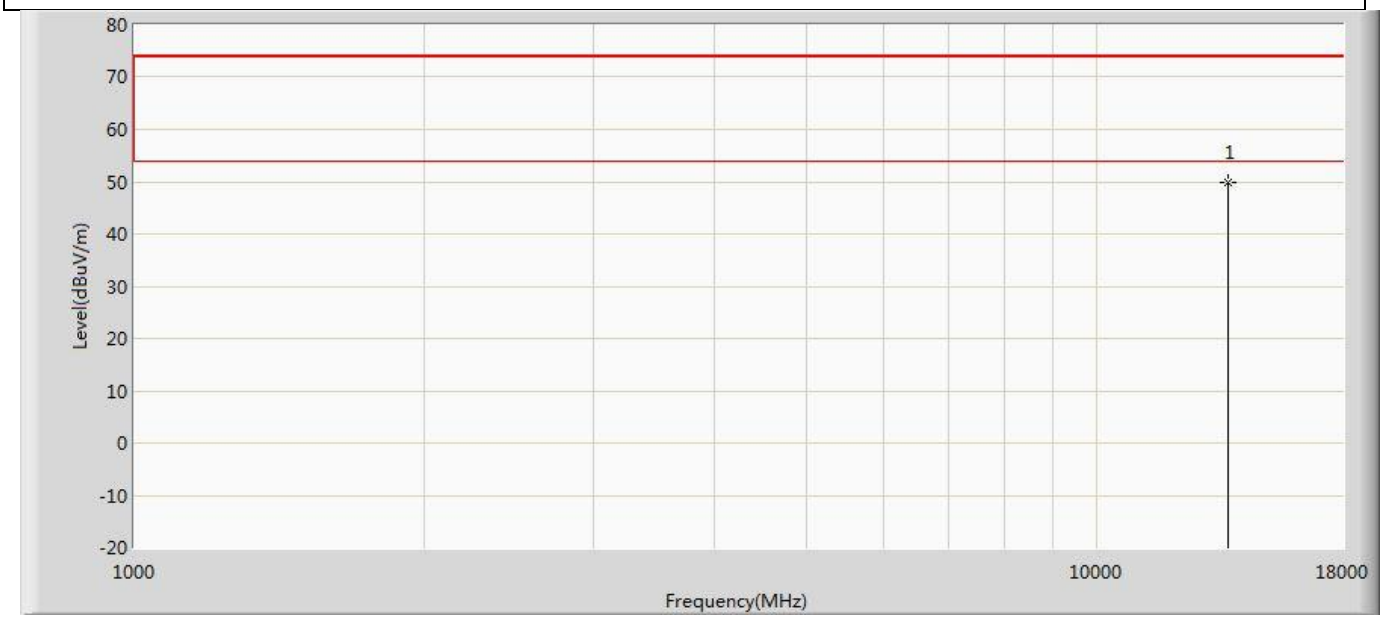

No	Mark	Frequency (MHz)	Measure Level (dBuV/m)	Reading Level (dBuV)	Over Limit (dB)	Limit (dBuV/m)	Factor (dB)	Type
1	*	13690.000	49.792	51.376	-24.208	74.000	-1.584	PK

Profile: 2480675R	Page No.: 231
Engineer: Yu Liu	
Site: AC5	Time: 2024/09/26 - 20:21
Limit: FCC_Part15.209_RE(3m)	Margin: 0
Probe: Horn_3117_00167055_(1-18GHz)	Polarity: Vertical
EUT: WiFi 7 (802.11be) 2x2 Dual Band Dual Concurrent Wireless Module	Power: 3.3 Vdc
Note: Mode 2：Transmit at 6885MHz by 802.11ax(40MHz)	

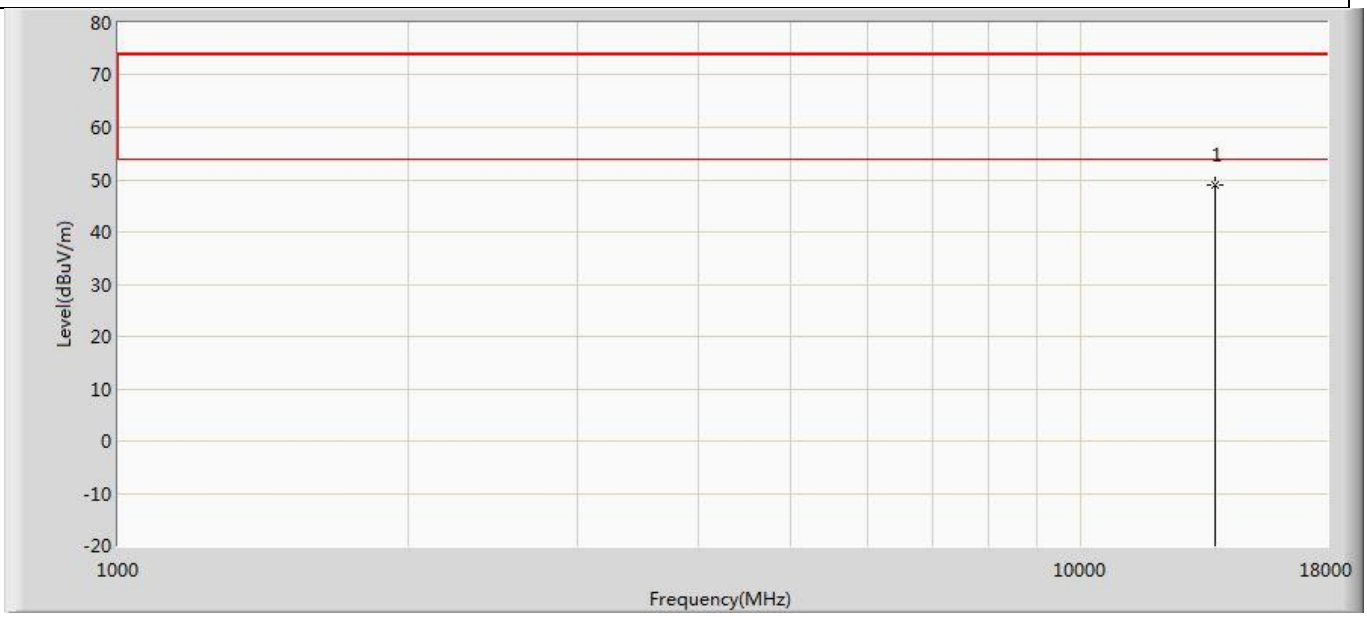

No	Mark	Frequency (MHz)	Measure Level (dBuV/m)	Reading Level (dBuV)	Over Limit (dB)	Limit (dBuV/m)	Factor (dB)	Type
1	*	13770.000	49.129	50.591	-24.871	74.000	-1.462	PK

Profile: 2480675R	Page No.: 232
Engineer: Yu Liu	
Site: AC5	Time: 2024/09/26 - 20:21
Limit: FCC_Part15.209_RE(3m)	Margin: 0
Probe: Horn_3117_00167055_(1-18GHz)	Polarity: Horizontal
EUT: WiFi 7 (802.11be) 2x2 Dual Band Dual Concurrent Wireless Module	Power: 3.3 Vdc
Note: Mode 2：Transmit at 6885MHz by 802.11ax(40MHz)	

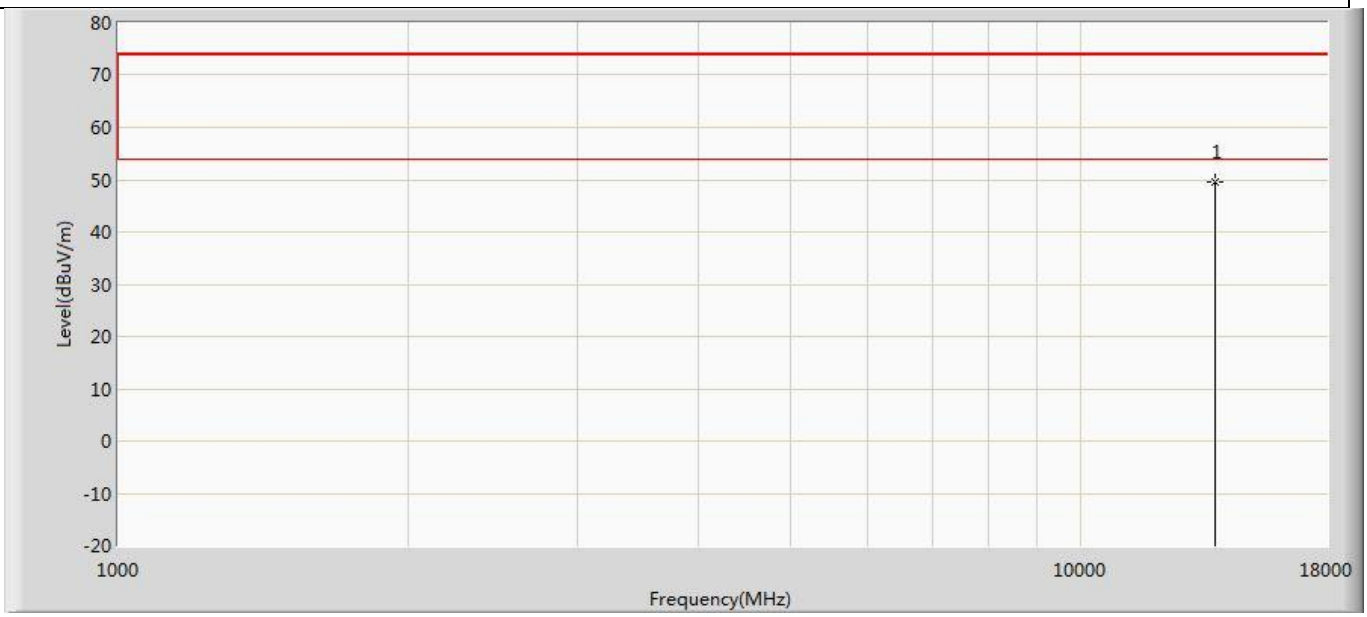

No	Mark	Frequency (MHz)	Measure Level (dBuV/m)	Reading Level (dBuV)	Over Limit (dB)	Limit (dBuV/m)	Factor (dB)	Type
1	*	13770.000	49.614	51.076	-24.386	74.000	-1.462	PK

Profile: 2480675R	Page No.: 233
Engineer: Yu Liu	
Site: AC5	Time: 2024/09/26 - 20:21
Limit: FCC_Part15.209_RE(3m)	Margin: 0
Probe: Horn_3117_00167055_(1-18GHz)	Polarity: Vertical
EUT: WiFi 7 (802.11be) 2x2 Dual Band Dual Concurrent Wireless Module	Power: 3.3 Vdc
Note: Mode 2：Transmit at 6925MHz by 802.11ax(40MHz)	

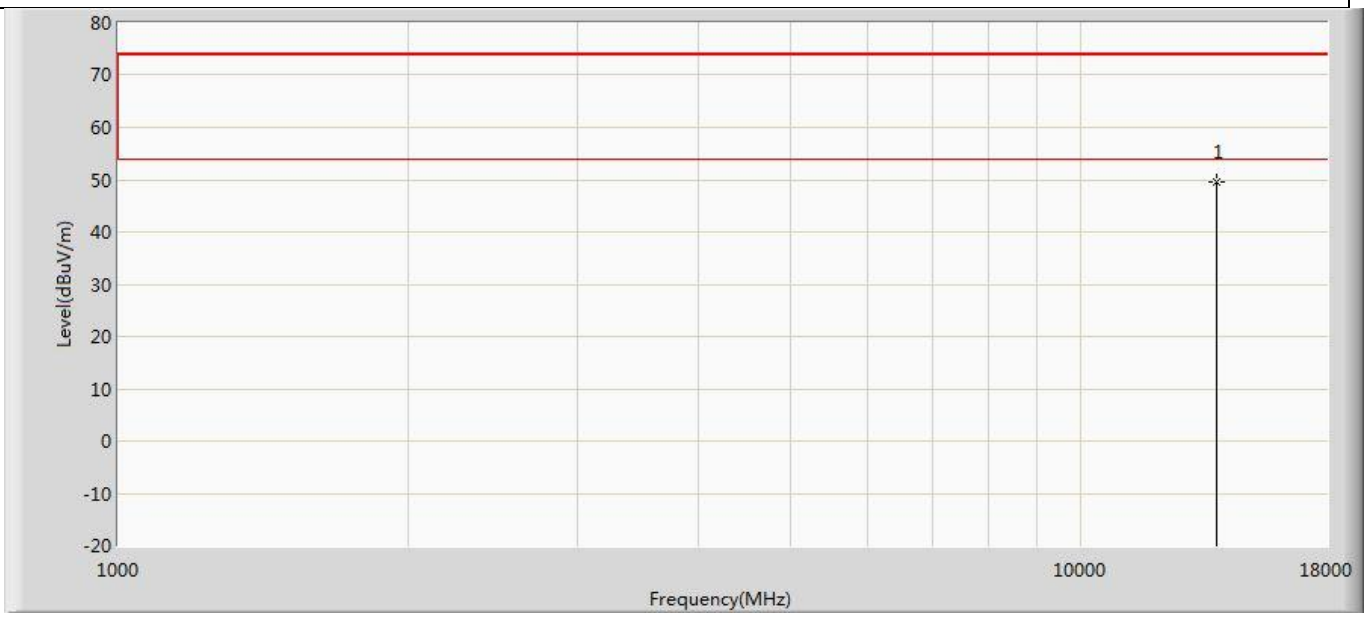

No	Mark	Frequency (MHz)	Measure Level (dBuV/m)	Reading Level (dBuV)	Over Limit (dB)	Limit (dBuV/m)	Factor (dB)	Type
1	*	13850.000	49.701	50.734	-24.299	74.000	-1.033	PK

Profile: 2480675R	Page No.: 234
Engineer: Yu Liu	
Site: AC5	Time: 2024/09/26 - 20:21
Limit: FCC_Part15.209_RE(3m)	Margin: 0
Probe: Horn_3117_00167055_(1-18GHz)	Polarity: Horizontal
EUT: WiFi 7 (802.11be) 2x2 Dual Band Dual Concurrent Wireless Module	Power: 3.3 Vdc
Note: Mode 2：Transmit at 6925MHz by 802.11ax(40MHz)	

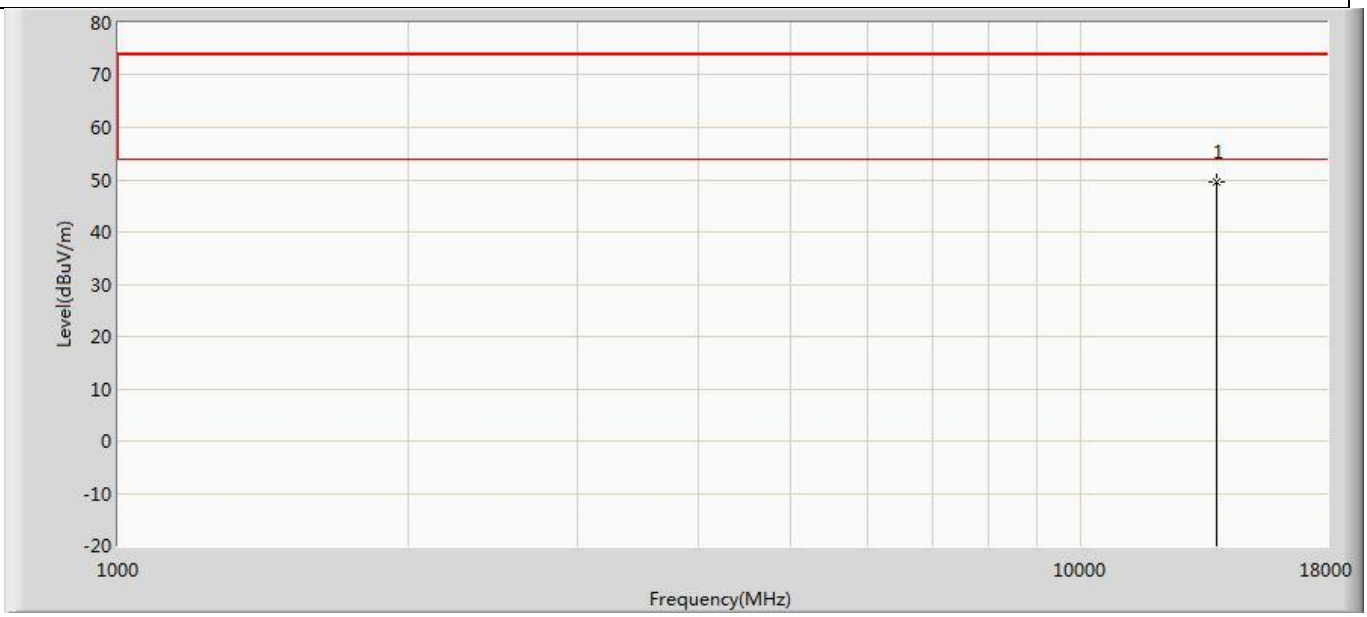

No	Mark	Frequency (MHz)	Measure Level (dBuV/m)	Reading Level (dBuV)	Over Limit (dB)	Limit (dBuV/m)	Factor (dB)	Type
1	*	13850.000	49.581	50.614	-24.419	74.000	-1.033	PK

Profile: 2480675R	Page No.: 235
Engineer: Yu Liu	
Site: AC5	Time: 2024/09/26 - 20:21
Limit: FCC_Part15.209_RE(3m)	Margin: 0
Probe: Horn_3117_00167055_(1-18GHz)	Polarity: Vertical
EUT: WiFi 7 (802.11be) 2x2 Dual Band Dual Concurrent Wireless Module	Power: 3.3 Vdc
Note: Mode 2：Transmit at 6965MHz by 802.11ax(40MHz)	

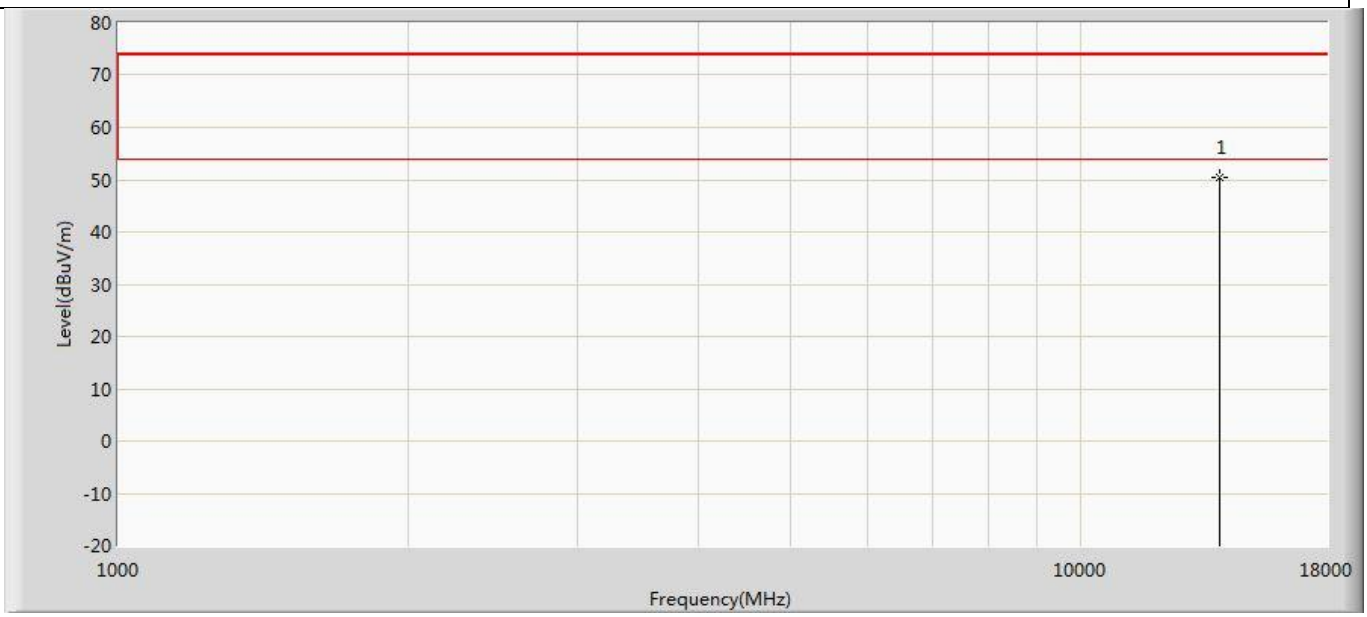

No	Mark	Frequency (MHz)	Measure Level (dBuV/m)	Reading Level (dBuV)	Over Limit (dB)	Limit (dBuV/m)	Factor (dB)	Type
1	*	13930.000	50.375	52.112	-23.625	74.000	-1.737	PK

Profile: 2480675R	Page No.: 236
Engineer: Yu Liu	
Site: AC5	Time: 2024/09/26 - 20:21
Limit: FCC_Part15.209_RE(3m)	Margin: 0
Probe: Horn_3117_00167055_(1-18GHz)	Polarity: Horizontal
EUT: WiFi 7 (802.11be) 2x2 Dual Band Dual Concurrent Wireless Module	Power: 3.3 Vdc
Note: Mode 2：Transmit at 6965MHz by 802.11ax(40MHz)	

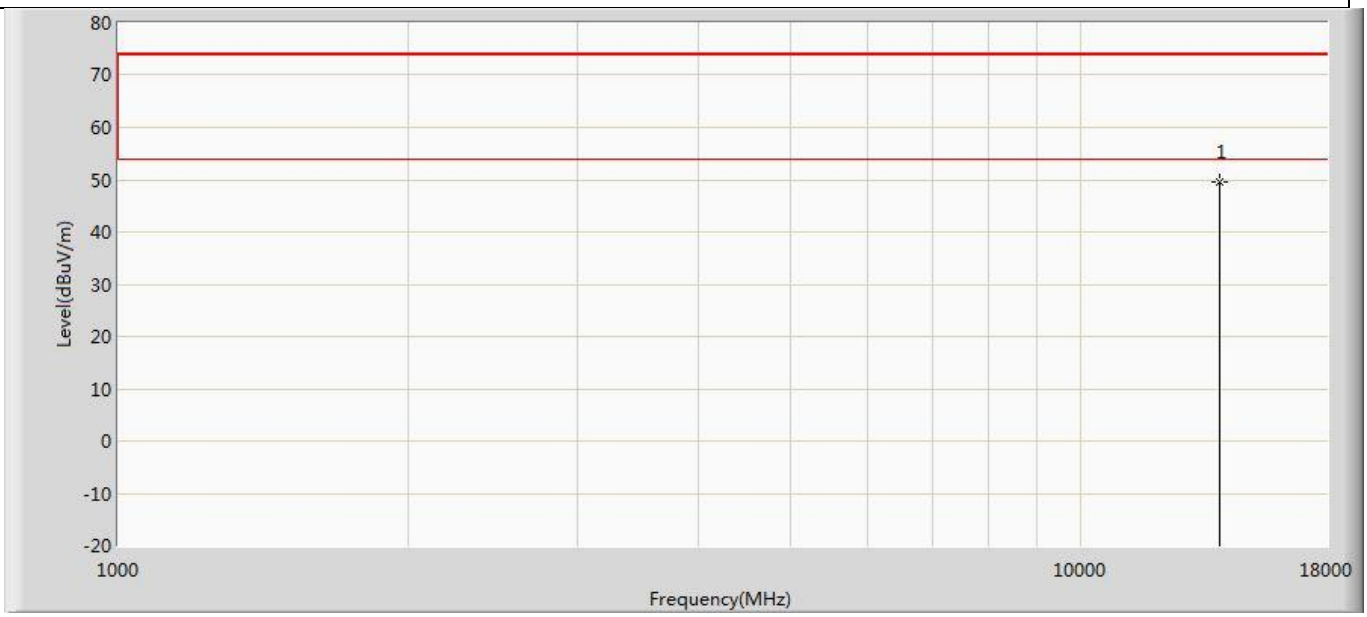

No	Mark	Frequency (MHz)	Measure Level (dBuV/m)	Reading Level (dBuV)	Over Limit (dB)	Limit (dBuV/m)	Factor (dB)	Type
1	*	13930.000	49.496	51.233	-24.504	74.000	-1.737	PK

Profile: 2480675R	Page No.: 237
Engineer: Yu Liu	
Site: AC5	Time: 2024/09/26 - 20:21
Limit: FCC_Part15.209_RE(3m)	Margin: 0
Probe: Horn_3117_00167055_(1-18GHz)	Polarity: Vertical
EUT: WiFi 7 (802.11be) 2x2 Dual Band Dual Concurrent Wireless Module	Power: 3.3 Vdc
Note: Mode 2：Transmit at 7085MHz by 802.11ax(40MHz)	

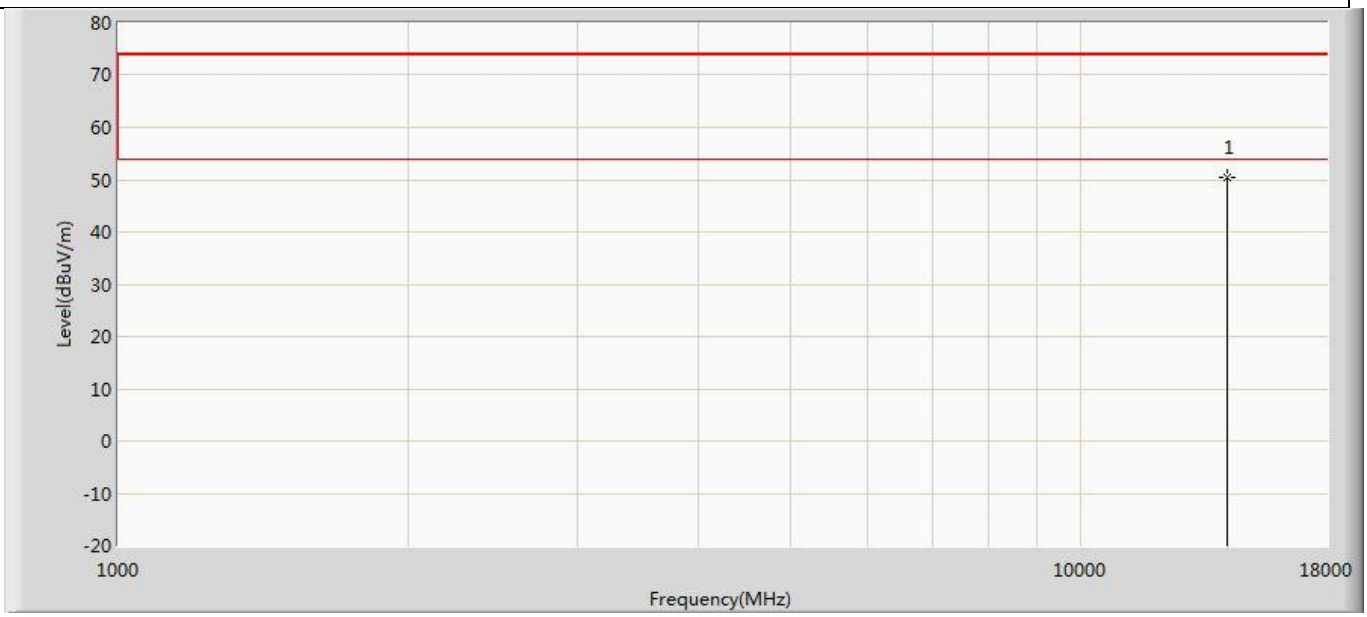

No	Mark	Frequency (MHz)	Measure Level (dBuV/m)	Reading Level (dBuV)	Over Limit (dB)	Limit (dBuV/m)	Factor (dB)	Type
1	*	14170.000	50.425	51.727	-23.575	74.000	-1.303	PK

Profile: 2480675R	Page No.: 238
Engineer: Yu Liu	
Site: AC5	Time: 2024/09/26 - 20:21
Limit: FCC_Part15.209_RE(3m)	Margin: 0
Probe: Horn_3117_00167055_(1-18GHz)	Polarity: Horizontal
EUT: WiFi 7 (802.11be) 2x2 Dual Band Dual Concurrent Wireless Module	Power: 3.3 Vdc
Note: Mode 2：Transmit at 7085MHz by 802.11ax(40MHz)	

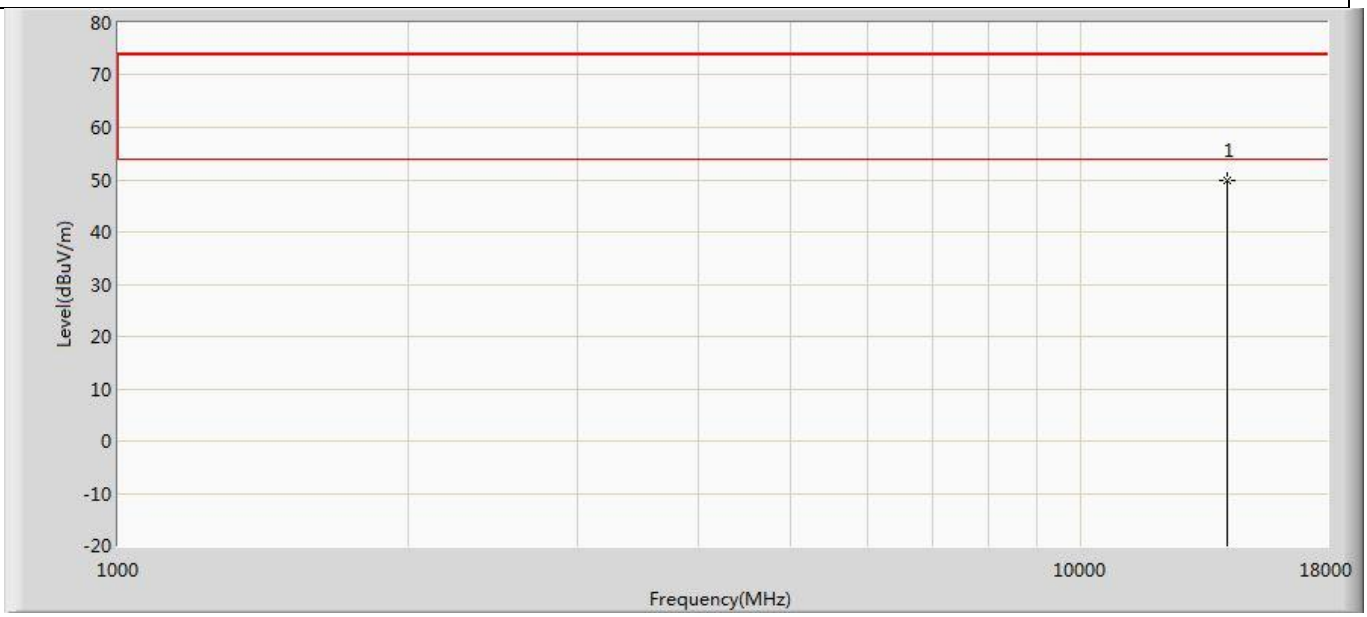

No	Mark	Frequency (MHz)	Measure Level (dBuV/m)	Reading Level (dBuV)	Over Limit (dB)	Limit (dBuV/m)	Factor (dB)	Type
1	*	14170.000	49.756	51.058	-24.244	74.000	-1.303	PK

Profile: 2480675R	Page No.: 239
Engineer: Yu Liu	
Site: AC5	Time: 2024/09/26 - 20:21
Limit: FCC_Part15.209_RE(3m)	Margin: 0
Probe: Horn_3117_00167055_(1-18GHz)	Polarity: Vertical
EUT: WiFi 7 (802.11be) 2x2 Dual Band Dual Concurrent Wireless Module	Power: 3.3 Vdc
Note: Mode 3：Transmit at 5985MHz by 802.11ax(80MHz)	

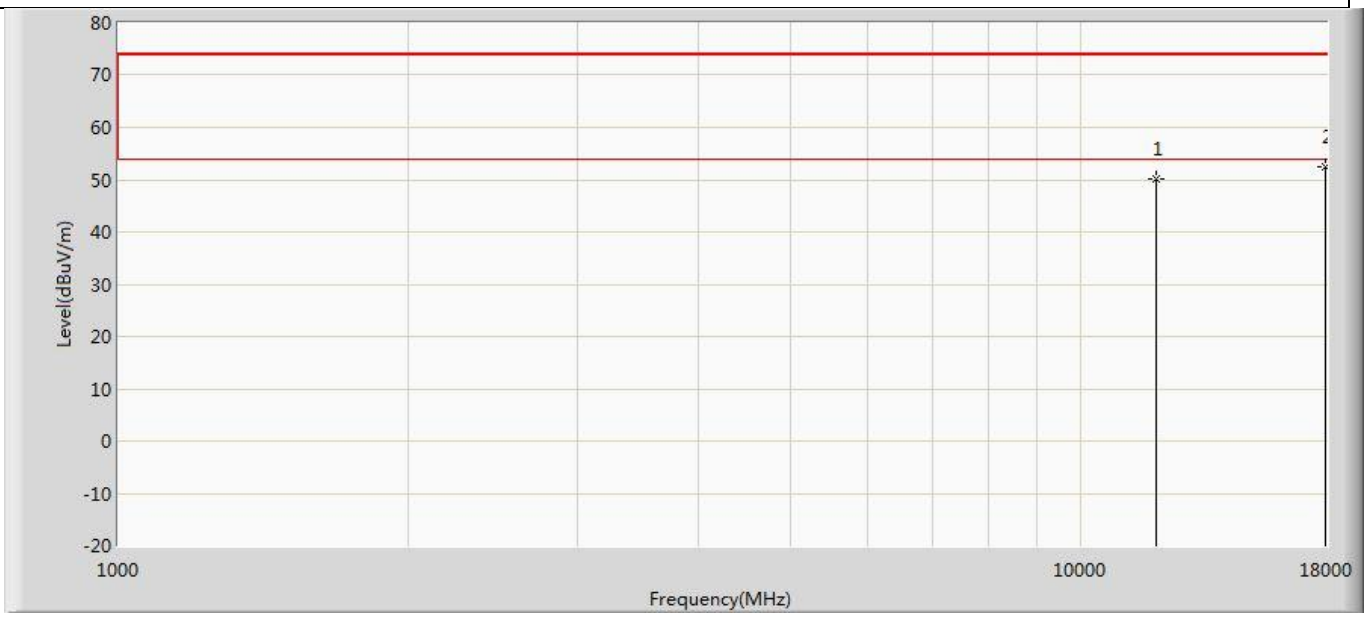

No	Mark	Frequency (MHz)	Measure Level (dBuV/m)	Reading Level (dBuV)	Over Limit (dB)	Limit (dBuV/m)	Factor (dB)	Type
1		11970.000	50.174	51.447	-23.826	74.000	-1.273	PK
2	*	17955.000	52.442	49.614	-21.558	74.000	2.828	PK

Profile: 2480675R	Page No.: 240
Engineer: Yu Liu	
Site: AC5	Time: 2024/09/26 - 20:21
Limit: FCC_Part15.209_RE(3m)	Margin: 0
Probe: Horn_3117_00167055_(1-18GHz)	Polarity: Horizontal
EUT: WiFi 7 (802.11be) 2x2 Dual Band Dual Concurrent Wireless Module	Power: 3.3 Vdc
Note: Mode 3：Transmit at 5985MHz by 802.11ax(80MHz)	

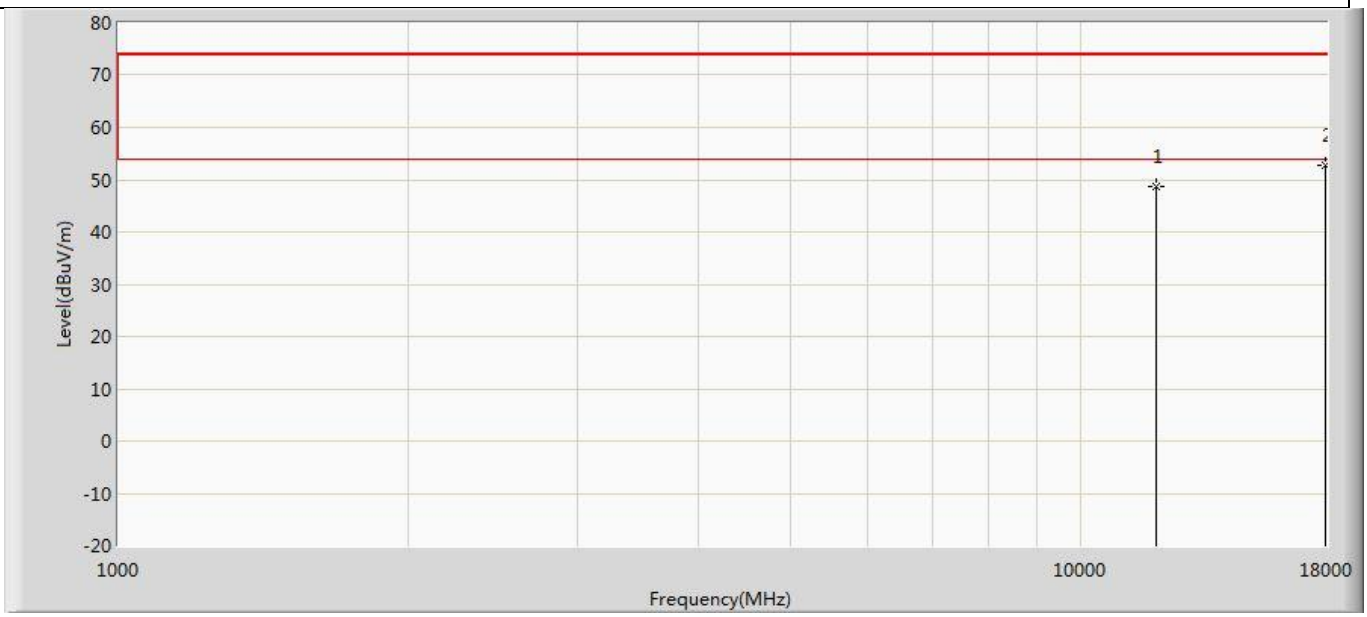

No	Mark	Frequency (MHz)	Measure Level (dBuV/m)	Reading Level (dBuV)	Over Limit (dB)	Limit (dBuV/m)	Factor (dB)	Type
1		11970.000	48.589	49.862	-25.411	74.000	-1.273	PK
2	*	17955.000	52.897	50.069	-21.103	74.000	2.828	PK

Profile: 2480675R	Page No.: 241
Engineer: Yu Liu	
Site: AC5	Time: 2024/09/26 - 20:21
Limit: FCC_Part15.209_RE(3m)	Margin: 0
Probe: Horn_3117_00167055_(1-18GHz)	Polarity: Vertical
EUT: WiFi 7 (802.11be) 2x2 Dual Band Dual Concurrent Wireless Module	Power: 3.3 Vdc
Note: Mode 3：Transmit at 6145MHz by 802.11ax(80MHz)	

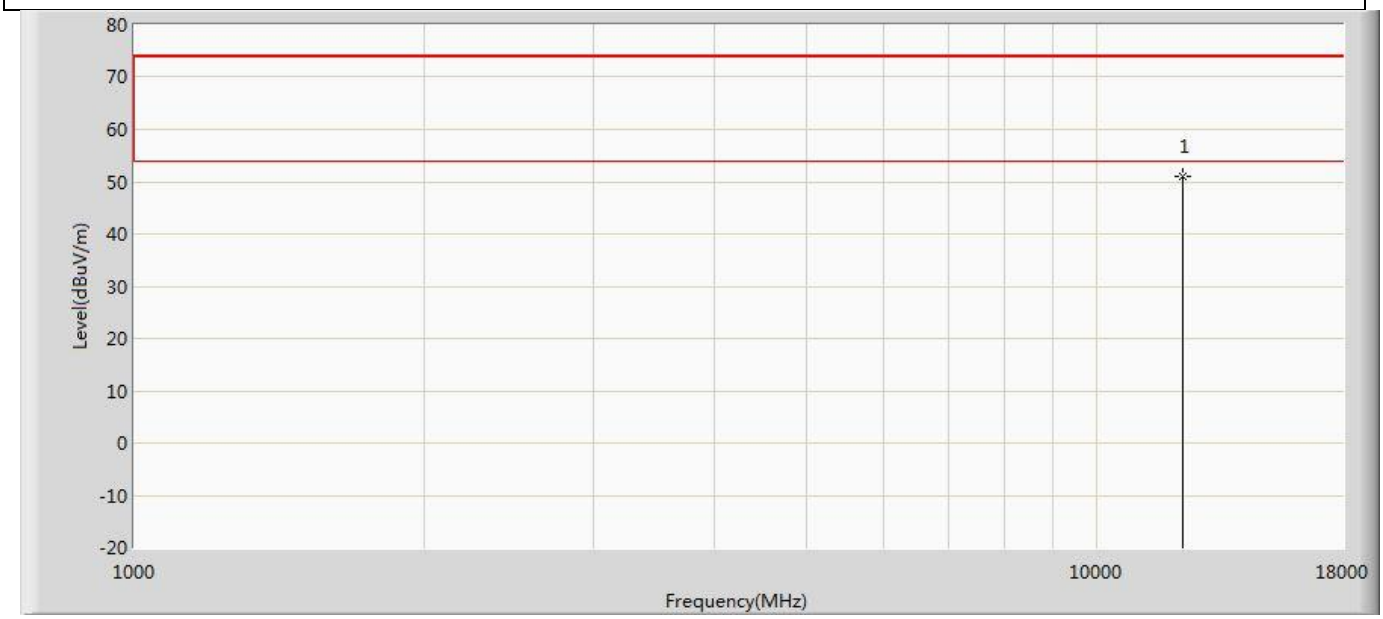

No	Mark	Frequency (MHz)	Measure Level (dBuV/m)	Reading Level (dBuV)	Over Limit (dB)	Limit (dBuV/m)	Factor (dB)	Type
1	*	12290.000	50.954	51.225	-23.046	74.000	-0.271	PK

Profile: 2480675R	Page No.: 242
Engineer: Yu Liu	
Site: AC5	Time: 2024/09/26 - 20:21
Limit: FCC_Part15.209_RE(3m)	Margin: 0
Probe: Horn_3117_00167055_(1-18GHz)	Polarity: Horizontal
EUT: WiFi 7 (802.11be) 2x2 Dual Band Dual Concurrent Wireless Module	Power: 3.3 Vdc
Note: Mode 3：Transmit at 6145MHz by 802.11ax(80MHz)	

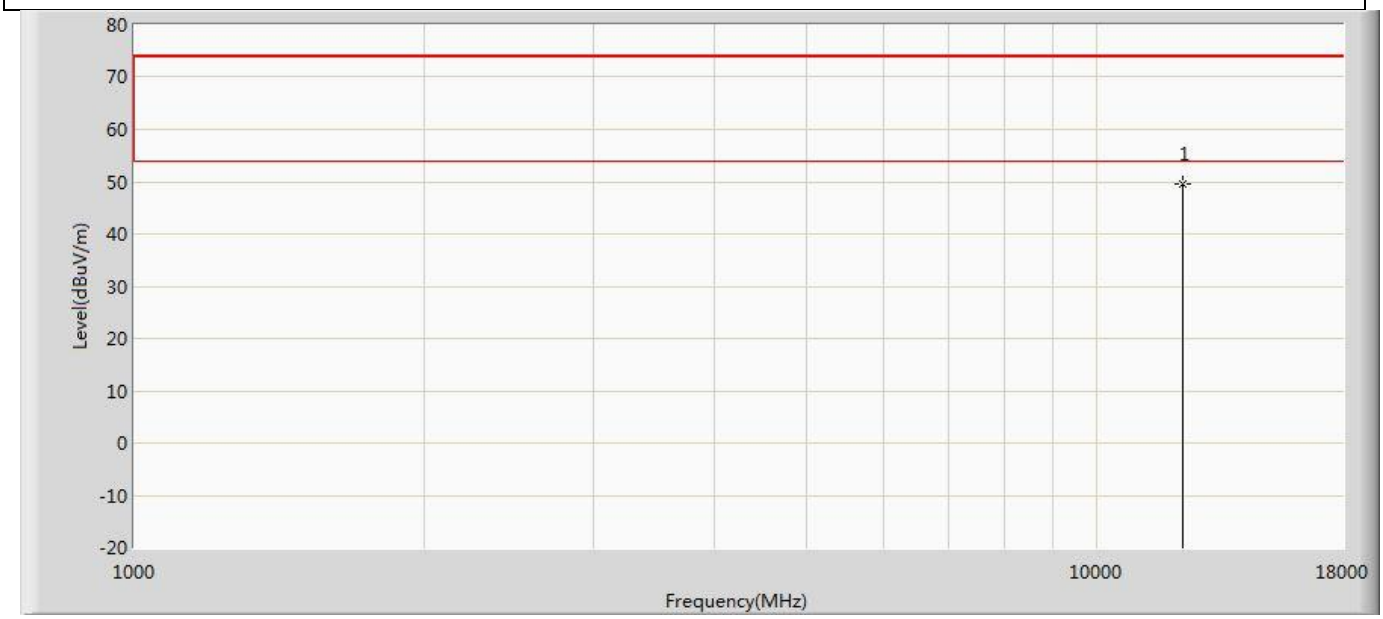

No	Mark	Frequency (MHz)	Measure Level (dBuV/m)	Reading Level (dBuV)	Over Limit (dB)	Limit (dBuV/m)	Factor (dB)	Type
1	*	12290.000	49.536	49.807	-24.464	74.000	-0.271	PK

Profile: 2480675R	Page No.: 243
Engineer: Yu Liu	
Site: AC5	Time: 2024/09/26 - 20:22
Limit: FCC_Part15.209_RE(3m)	Margin: 0
Probe: Horn_3117_00167055_(1-18GHz)	Polarity: Vertical
EUT: WiFi 7 (802.11be) 2x2 Dual Band Dual Concurrent Wireless Module	Power: 3.3 Vdc
Note: Mode 3：Transmit at 6385MHz by 802.11ax(80MHz)	

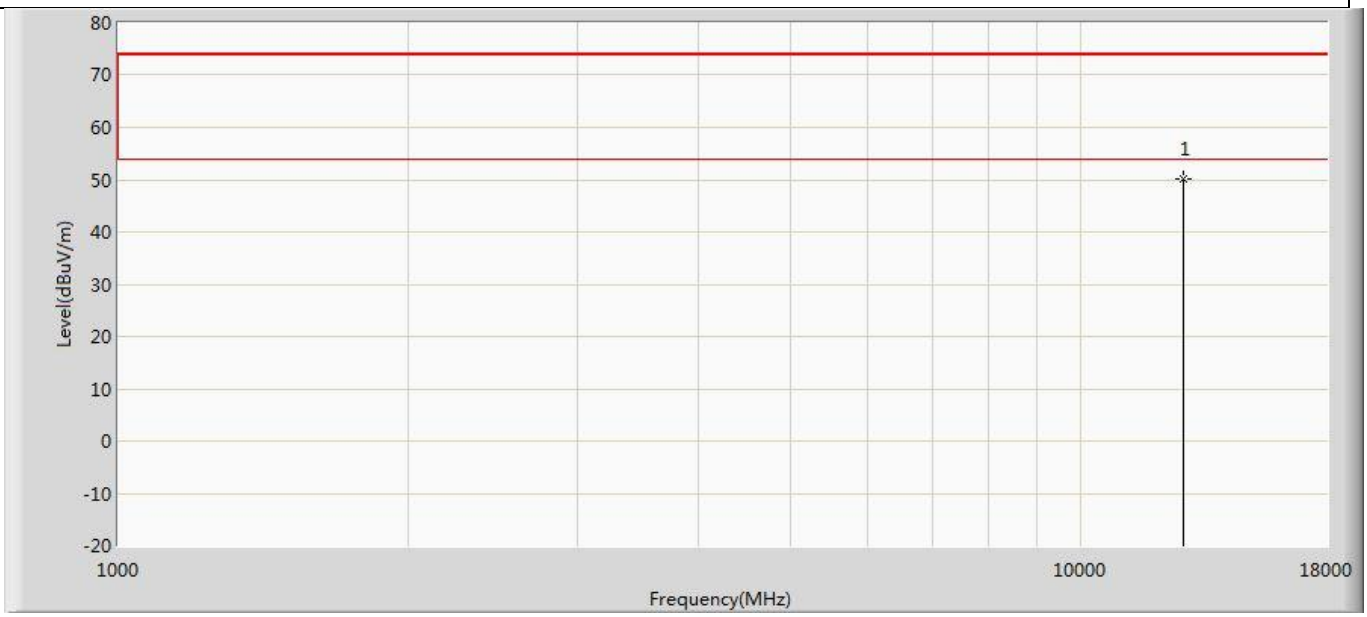

No	Mark	Frequency (MHz)	Measure Level (dBuV/m)	Reading Level (dBuV)	Over Limit (dB)	Limit (dBuV/m)	Factor (dB)	Type
1	*	12770.000	50.126	49.911	-23.874	74.000	0.216	PK

Profile: 2480675R	Page No.: 244
Engineer: Yu Liu	
Site: AC5	Time: 2024/09/26 - 20:22
Limit: FCC_Part15.209_RE(3m)	Margin: 0
Probe: Horn_3117_00167055_(1-18GHz)	Polarity: Horizontal
EUT: WiFi 7 (802.11be) 2x2 Dual Band Dual Concurrent Wireless Module	Power: 3.3 Vdc
Note: Mode 3：Transmit at 6385MHz by 802.11ax(80MHz)	

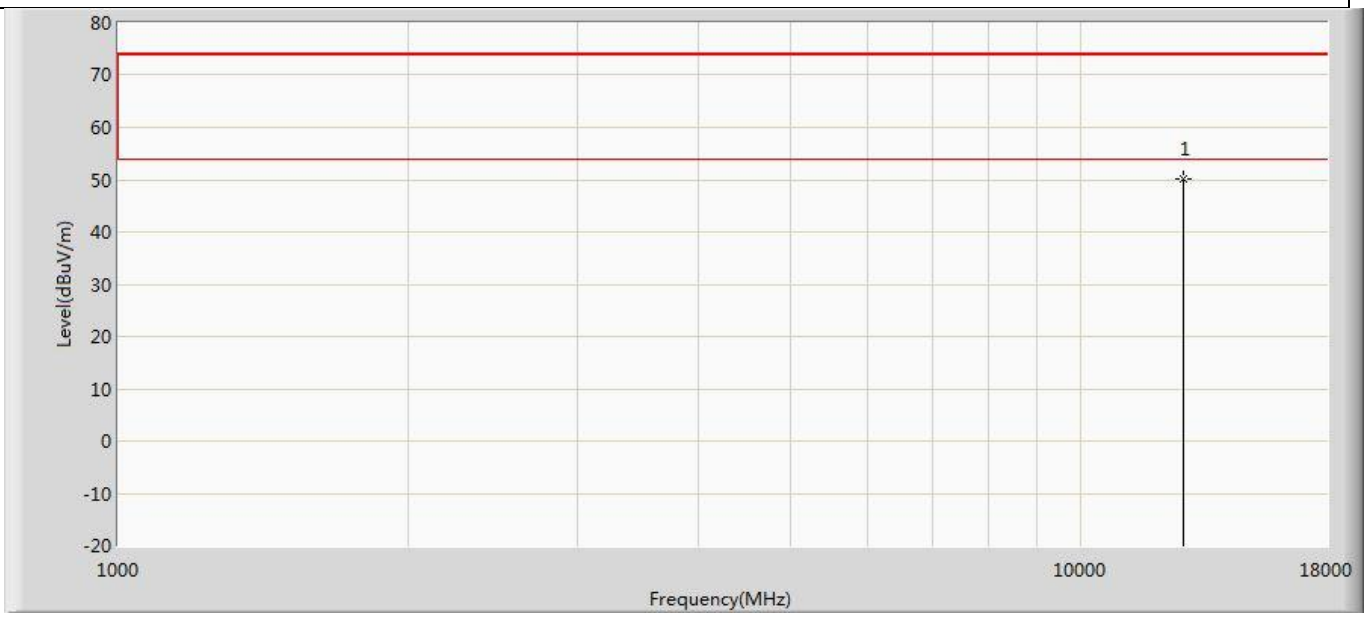

No	Mark	Frequency (MHz)	Measure Level (dBuV/m)	Reading Level (dBuV)	Over Limit (dB)	Limit (dBuV/m)	Factor (dB)	Type
1	*	12770.000	50.245	50.030	-23.755	74.000	0.216	PK

Profile: 2480675R	Page No.: 245
Engineer: Yu Liu	
Site: AC5	Time: 2024/09/26 - 20:22
Limit: FCC_Part15.209_RE(3m)	Margin: 0
Probe: Horn_3117_00167055_(1-18GHz)	Polarity: Vertical
EUT: WiFi 7 (802.11be) 2x2 Dual Band Dual Concurrent Wireless Module	Power: 3.3 Vdc
Note: Mode 3：Transmit at 6465MHz by 802.11ax(80MHz)	

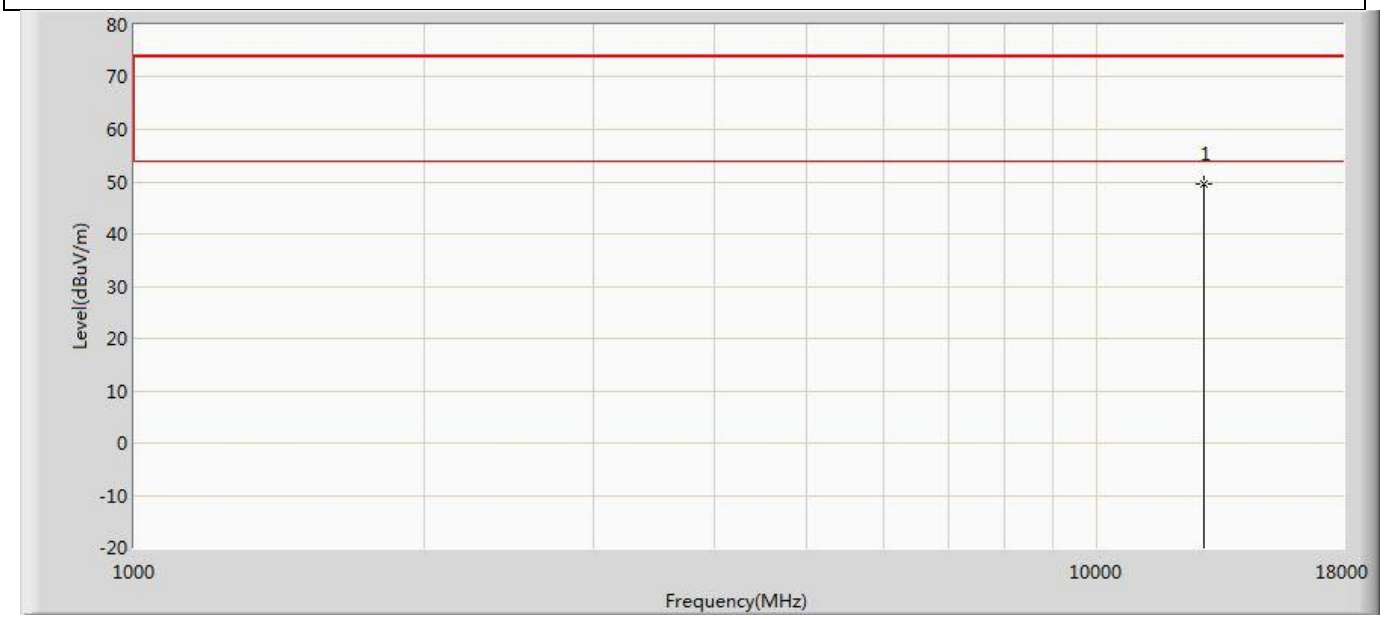

No	Mark	Frequency (MHz)	Measure Level (dBuV/m)	Reading Level (dBuV)	Over Limit (dB)	Limit (dBuV/m)	Factor (dB)	Type
1	*	12930.000	49.622	50.539	-24.378	74.000	-0.917	PK

Profile: 2480675R	Page No.: 246
Engineer: Yu Liu	
Site: AC5	Time: 2024/09/26 - 20:22
Limit: FCC_Part15.209_RE(3m)	Margin: 0
Probe: Horn_3117_00167055_(1-18GHz)	Polarity: Horizontal
EUT: WiFi 7 (802.11be) 2x2 Dual Band Dual Concurrent Wireless Module	Power: 3.3 Vdc
Note: Mode 3：Transmit at 6465MHz by 802.11ax(80MHz)	

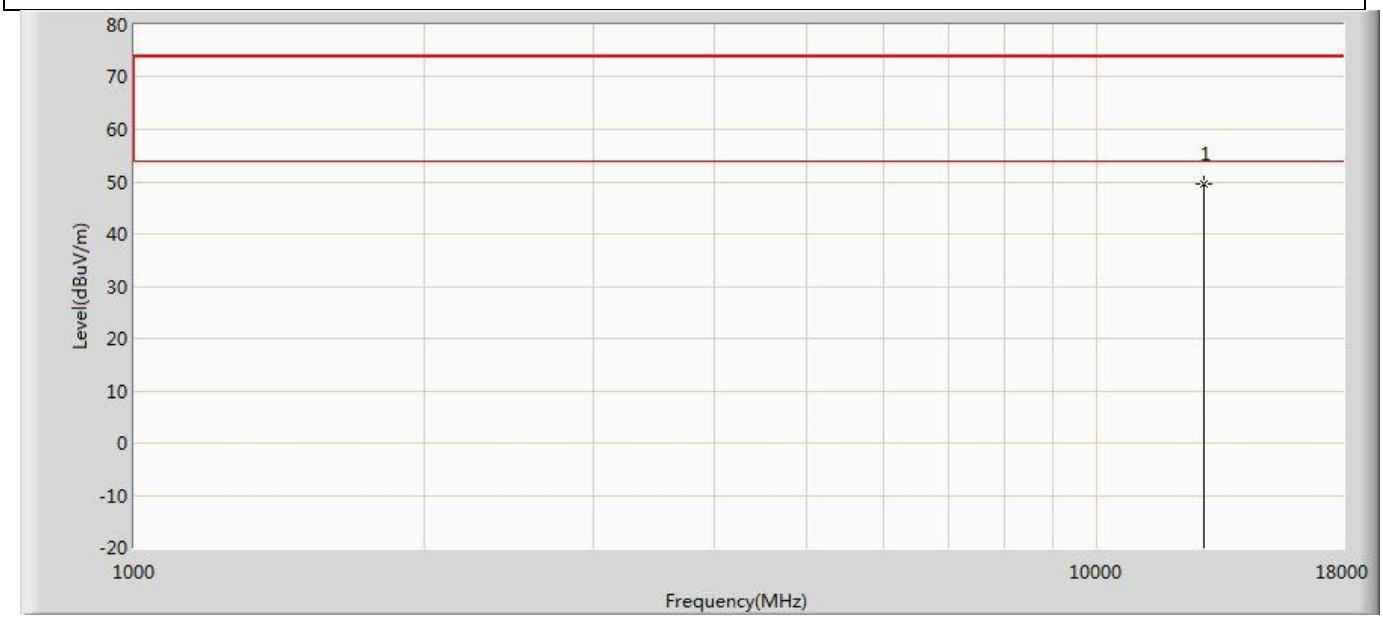

No	Mark	Frequency (MHz)	Measure Level (dBuV/m)	Reading Level (dBuV)	Over Limit (dB)	Limit (dBuV/m)	Factor (dB)	Type
1	*	12930.000	49.684	50.601	-24.316	74.000	-0.917	PK

Profile: 2480675R	Page No.: 247
Engineer: Yu Liu	
Site: AC5	Time: 2024/09/26 - 20:22
Limit: FCC_Part15.209_RE(3m)	Margin: 0
Probe: Horn_3117_00167055_(1-18GHz)	Polarity: Vertical
EUT: WiFi 7 (802.11be) 2x2 Dual Band Dual Concurrent Wireless Module	Power: 3.3 Vdc
Note: Mode 3：Transmit at 6545MHz by 802.11ax(80MHz)	

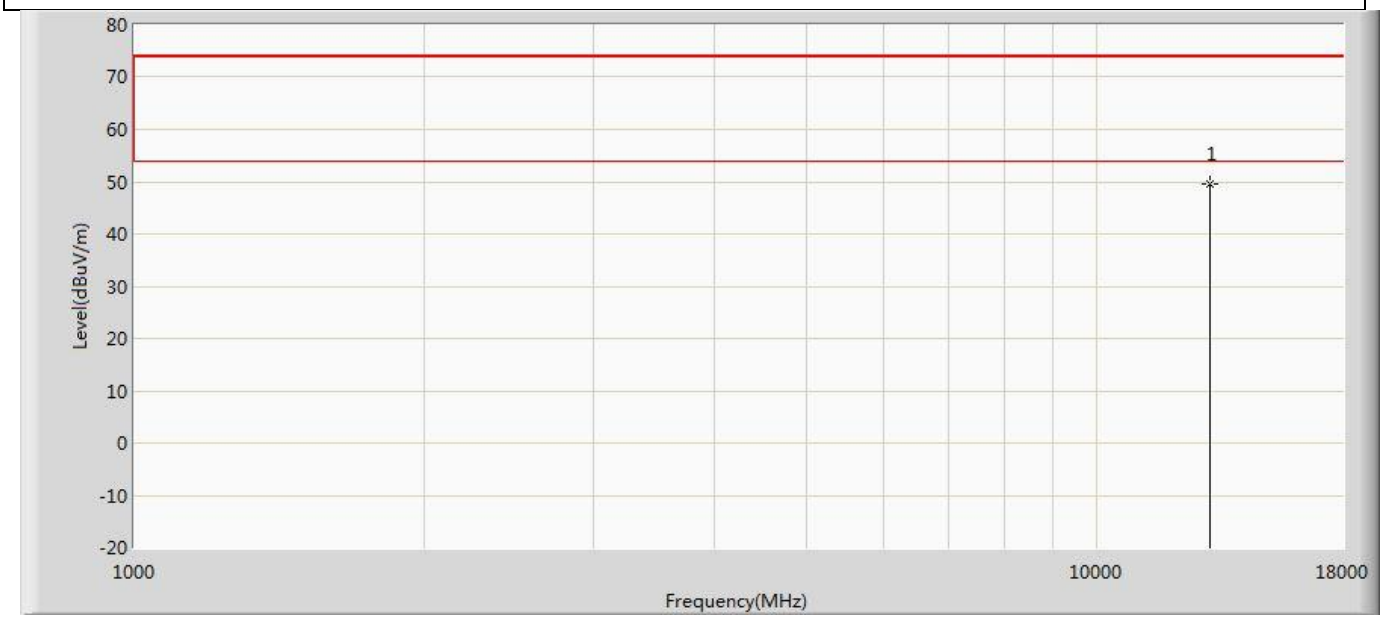

No	Mark	Frequency (MHz)	Measure Level (dBuV/m)	Reading Level (dBuV)	Over Limit (dB)	Limit (dBuV/m)	Factor (dB)	Type
1	*	13090.000	49.665	51.188	-24.335	74.000	-1.523	PK

Profile: 2480675R	Page No.: 248
Engineer: Yu Liu	
Site: AC5	Time: 2024/09/26 - 20:22
Limit: FCC_Part15.209_RE(3m)	Margin: 0
Probe: Horn_3117_00167055_(1-18GHz)	Polarity: Horizontal
EUT: WiFi 7 (802.11be) 2x2 Dual Band Dual Concurrent Wireless Module	Power: 3.3 Vdc
Note: Mode 3：Transmit at 6545MHz by 802.11ax(80MHz)	

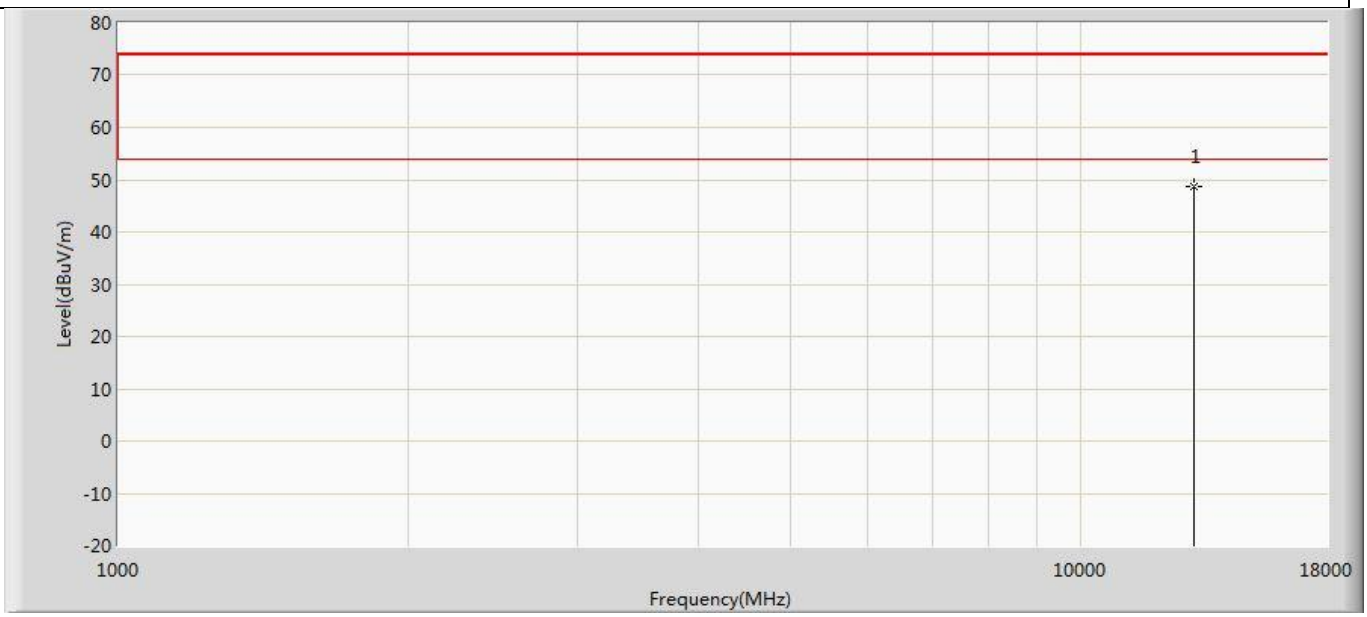

No	Mark	Frequency (MHz)	Measure Level (dBuV/m)	Reading Level (dBuV)	Over Limit (dB)	Limit (dBuV/m)	Factor (dB)	Type
1	*	13090.000	48.706	50.229	-25.294	74.000	-1.523	PK

Profile: 2480675R	Page No.: 249
Engineer: Yu Liu	
Site: AC5	Time: 2024/09/26 - 20:22
Limit: FCC_Part15.209_RE(3m)	Margin: 0
Probe: Horn_3117_00167055_(1-18GHz)	Polarity: Vertical
EUT: WiFi 7 (802.11be) 2x2 Dual Band Dual Concurrent Wireless Module	Power: 3.3 Vdc
Note: Mode 3：Transmit at 6625MHz by 802.11ax(80MHz)	

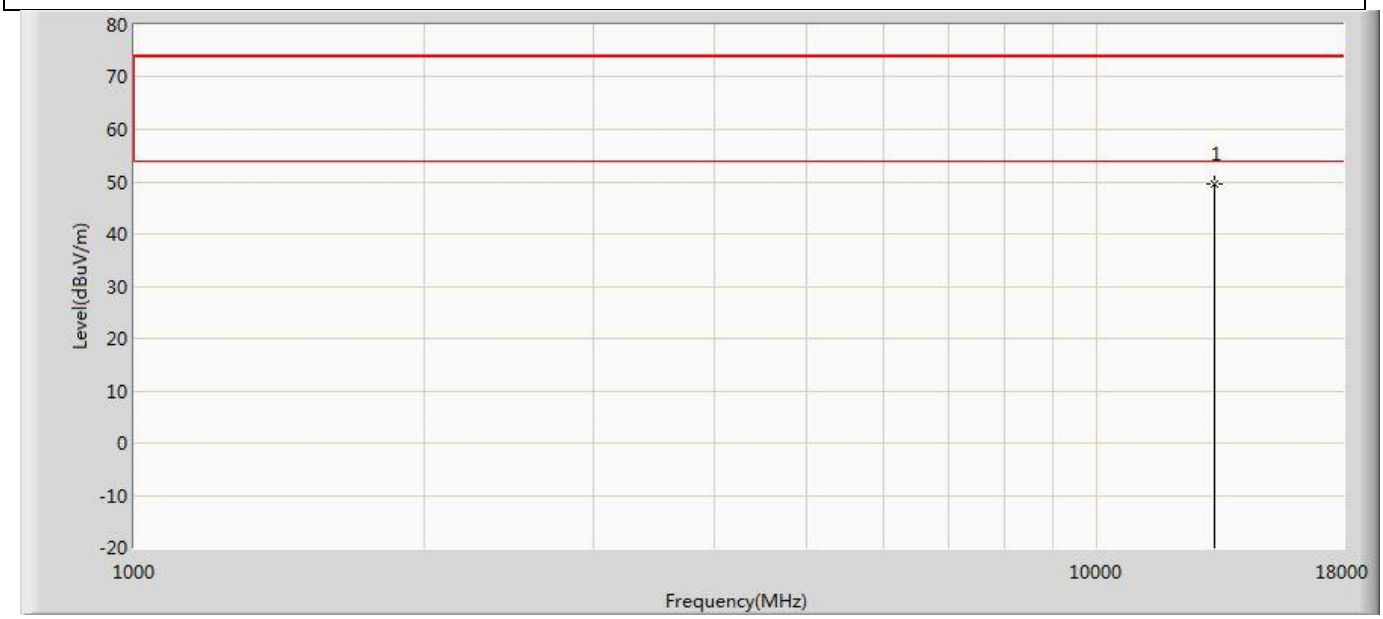

No	Mark	Frequency (MHz)	Measure Level (dBuV/m)	Reading Level (dBuV)	Over Limit (dB)	Limit (dBuV/m)	Factor (dB)	Type
1	*	13250.000	49.653	50.883	-24.347	74.000	-1.230	PK

Profile: 2480675R	Page No.: 250
Engineer: Yu Liu	
Site: AC5	Time: 2024/09/26 - 20:22
Limit: FCC_Part15.209_RE(3m)	Margin: 0
Probe: Horn_3117_00167055_(1-18GHz)	Polarity: Horizontal
EUT: WiFi 7 (802.11be) 2x2 Dual Band Dual Concurrent Wireless Module	Power: 3.3 Vdc
Note: Mode 3：Transmit at 6625MHz by 802.11ax(80MHz)	

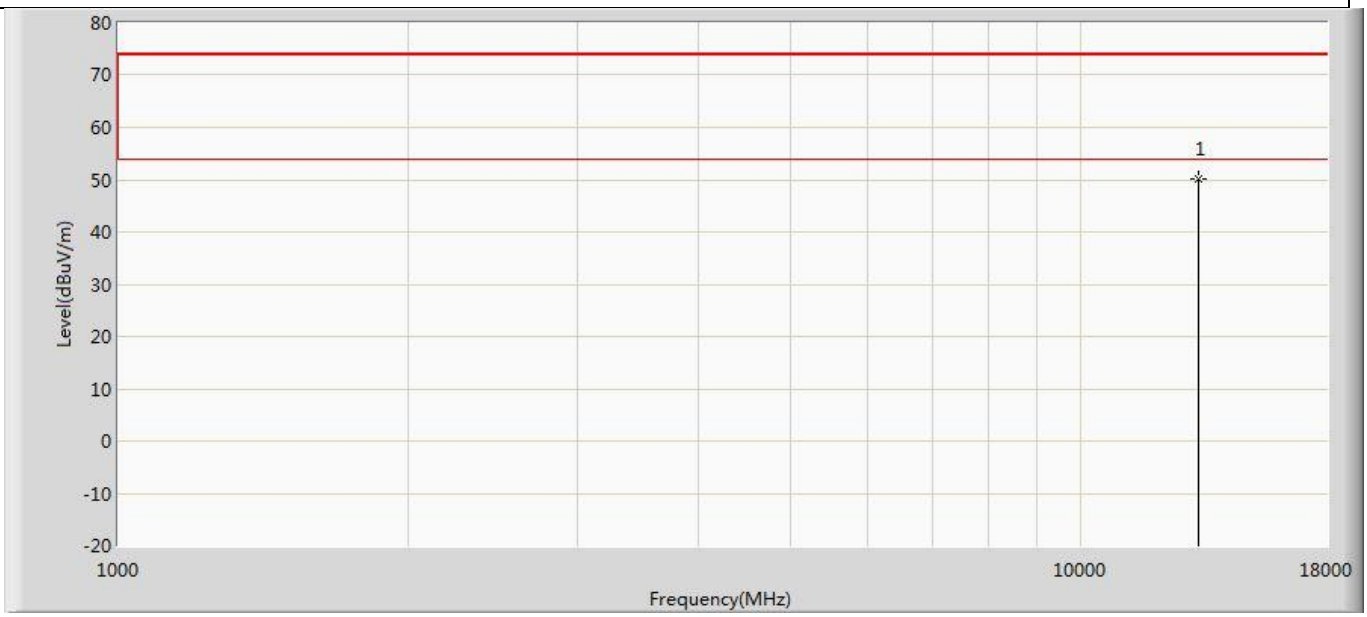

No	Mark	Frequency (MHz)	Measure Level (dBuV/m)	Reading Level (dBuV)	Over Limit (dB)	Limit (dBuV/m)	Factor (dB)	Type
1	*	13250.000	50.126	51.356	-23.874	74.000	-1.230	PK

Profile: 2480675R	Page No.: 251
Engineer: Yu Liu	
Site: AC5	Time: 2024/09/26 - 20:22
Limit: FCC_Part15.209_RE(3m)	Margin: 0
Probe: Horn_3117_00167055_(1-18GHz)	Polarity: Vertical
EUT: WiFi 7 (802.11be) 2x2 Dual Band Dual Concurrent Wireless Module	Power: 3.3 Vdc
Note: Mode 3：Transmit at 6705MHz by 802.11ax(80MHz)	

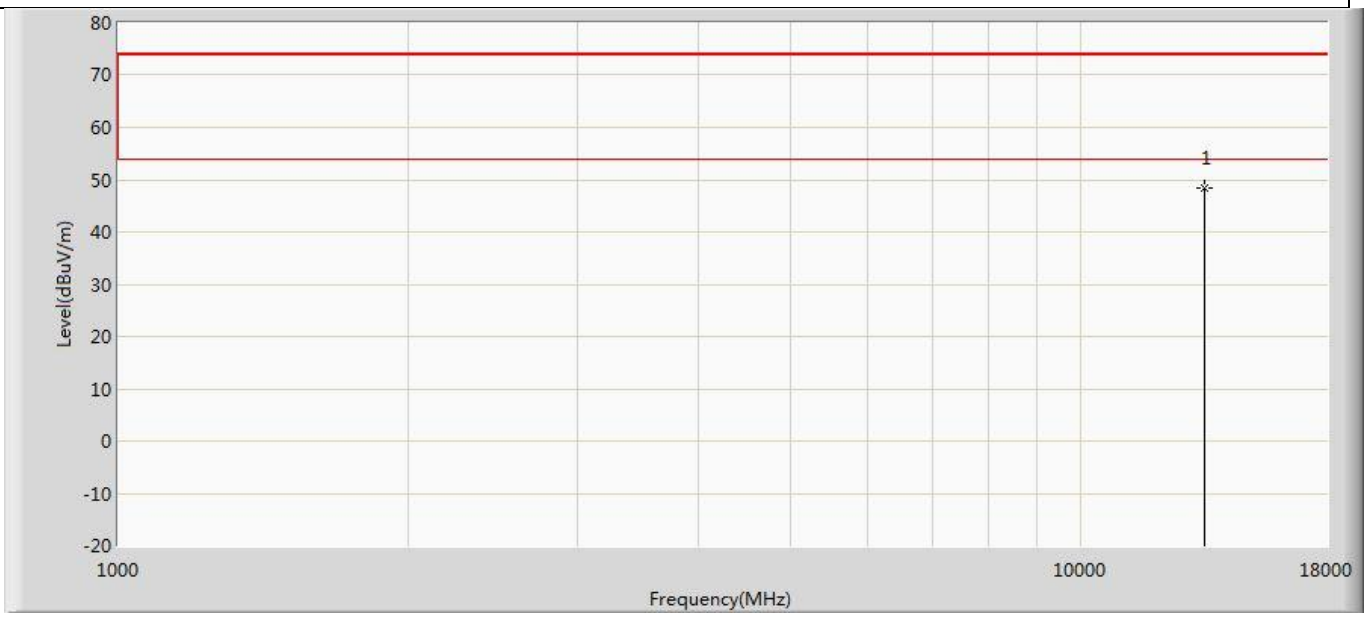

No	Mark	Frequency (MHz)	Measure Level (dBuV/m)	Reading Level (dBuV)	Over Limit (dB)	Limit (dBuV/m)	Factor (dB)	Type
1	*	13410.000	48.461	49.692	-25.539	74.000	-1.231	PK

Profile: 2480675R	Page No.: 252
Engineer: Yu Liu	
Site: AC5	Time: 2024/09/26 - 20:22
Limit: FCC_Part15.209_RE(3m)	Margin: 0
Probe: Horn_3117_00167055_(1-18GHz)	Polarity: Horizontal
EUT: WiFi 7 (802.11be) 2x2 Dual Band Dual Concurrent Wireless Module	Power: 3.3 Vdc
Note: Mode 3：Transmit at 6705MHz by 802.11ax(80MHz)	

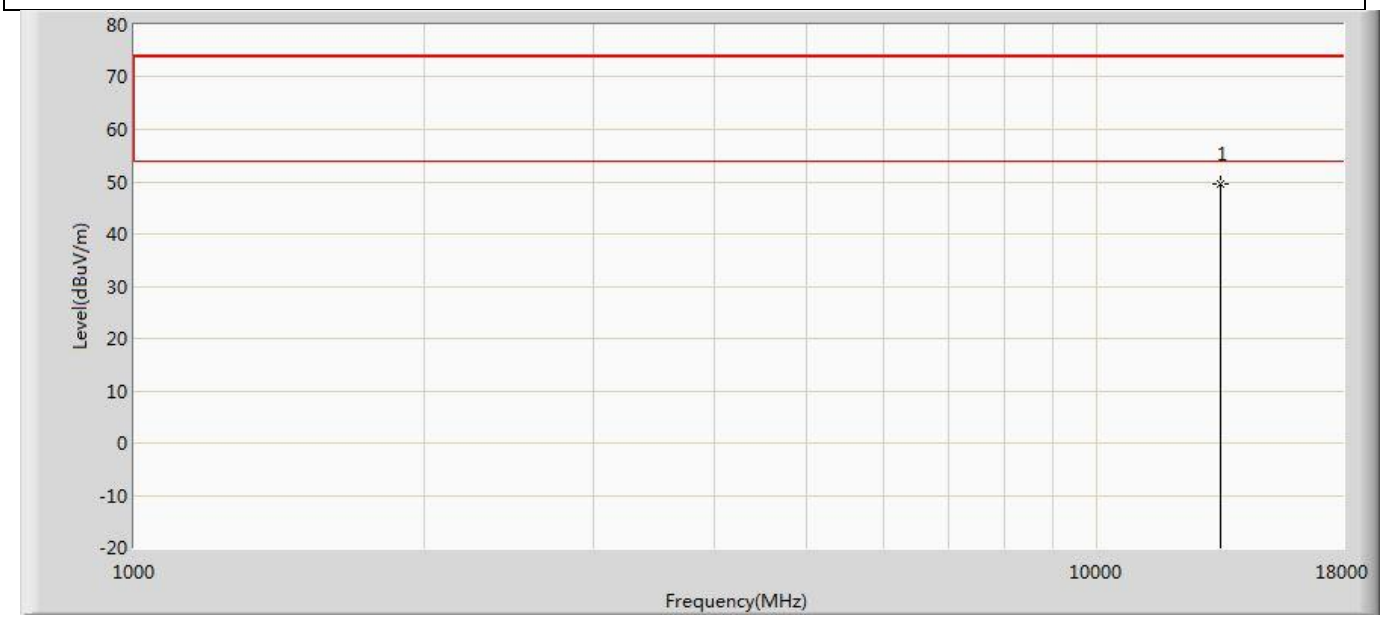

No	Mark	Frequency (MHz)	Measure Level (dBuV/m)	Reading Level (dBuV)	Over Limit (dB)	Limit (dBuV/m)	Factor (dB)	Type
1	*	13410.000	49.439	50.670	-24.561	74.000	-1.231	PK

Profile: 2480675R	Page No.: 253
Engineer: Yu Liu	
Site: AC5	Time: 2024/09/26 - 20:22
Limit: FCC_Part15.209_RE(3m)	Margin: 0
Probe: Horn_3117_00167055_(1-18GHz)	Polarity: Vertical
EUT: WiFi 7 (802.11be) 2x2 Dual Band Dual Concurrent Wireless Module	Power: 3.3 Vdc
Note: Mode 3：Transmit at 6785MHz by 802.11ax(80MHz)	

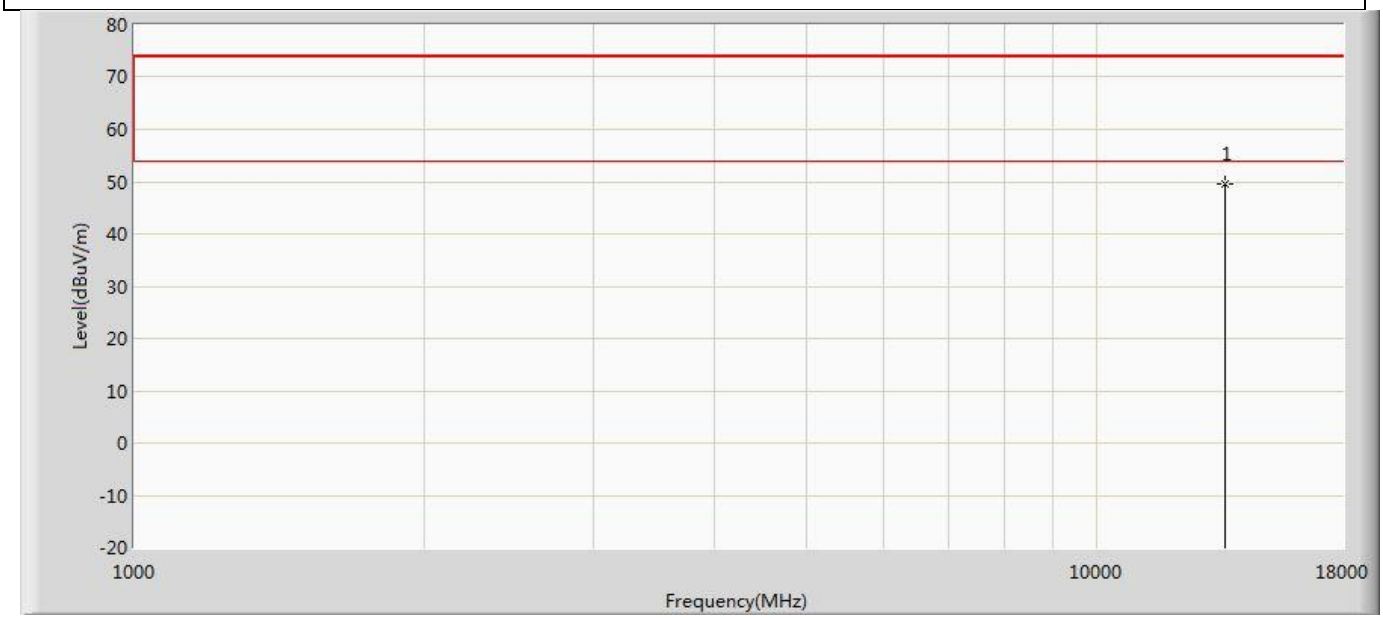

No	Mark	Frequency (MHz)	Measure Level (dBuV/m)	Reading Level (dBuV)	Over Limit (dB)	Limit (dBuV/m)	Factor (dB)	Type
1	*	13570.000	49.457	51.240	-24.543	74.000	-1.783	PK

Profile: 2480675R	Page No.: 254
Engineer: Yu Liu	
Site: AC5	Time: 2024/09/26 - 20:23
Limit: FCC_Part15.209_RE(3m)	Margin: 0
Probe: Horn_3117_00167055_(1-18GHz)	Polarity: Horizontal
EUT: WiFi 7 (802.11be) 2x2 Dual Band Dual Concurrent Wireless Module	Power: 3.3 Vdc
Note: Mode 3：Transmit at 6785MHz by 802.11ax(80MHz)	

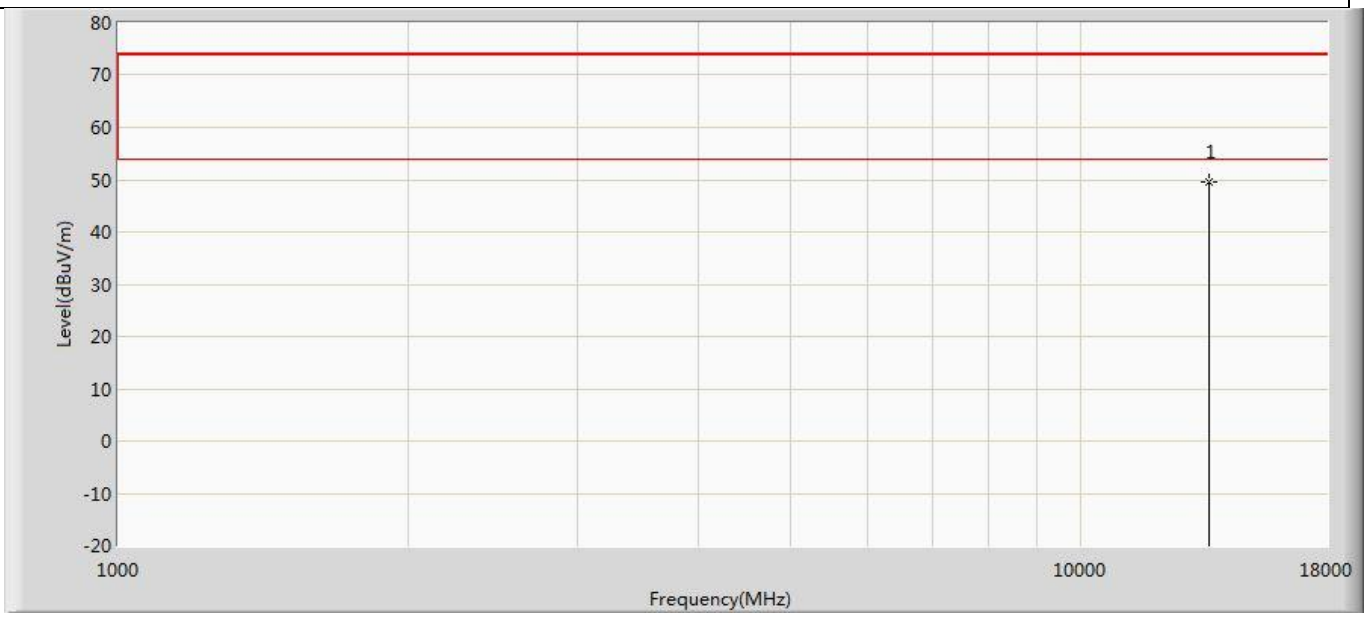

No	Mark	Frequency (MHz)	Measure Level (dBuV/m)	Reading Level (dBuV)	Over Limit (dB)	Limit (dBuV/m)	Factor (dB)	Type
1	*	13570.000	49.565	51.348	-24.435	74.000	-1.783	PK

Profile: 2480675R	Page No.: 255
Engineer: Yu Liu	
Site: AC5	Time: 2024/09/26 - 20:23
Limit: FCC_Part15.209_RE(3m)	Margin: 0
Probe: Horn_3117_00167055_(1-18GHz)	Polarity: Vertical
EUT: WiFi 7 (802.11be) 2x2 Dual Band Dual Concurrent Wireless Module	Power: 3.3 Vdc
Note: Mode 3：Transmit at 6865MHz by 802.11ax(80MHz)	

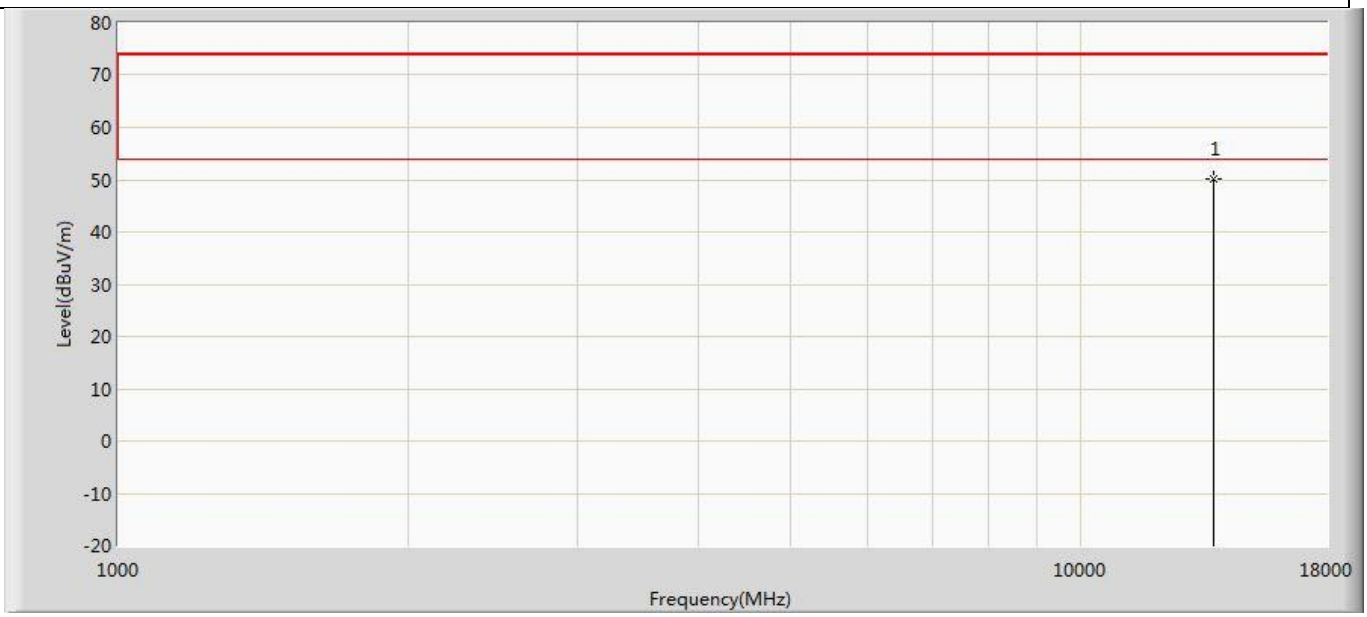

No	Mark	Frequency (MHz)	Measure Level (dBuV/m)	Reading Level (dBuV)	Over Limit (dB)	Limit (dBuV/m)	Factor (dB)	Type
1	*	13730.000	50.261	51.755	-23.739	74.000	-1.494	PK

Profile: 2480675R	Page No.: 256
Engineer: Yu Liu	
Site: AC5	Time: 2024/09/26 - 20:23
Limit: FCC_Part15.209_RE(3m)	Margin: 0
Probe: Horn_3117_00167055_(1-18GHz)	Polarity: Horizontal
EUT: WiFi 7 (802.11be) 2x2 Dual Band Dual Concurrent Wireless Module	Power: 3.3 Vdc
Note: Mode 3：Transmit at 6865MHz by 802.11ax(80MHz)	

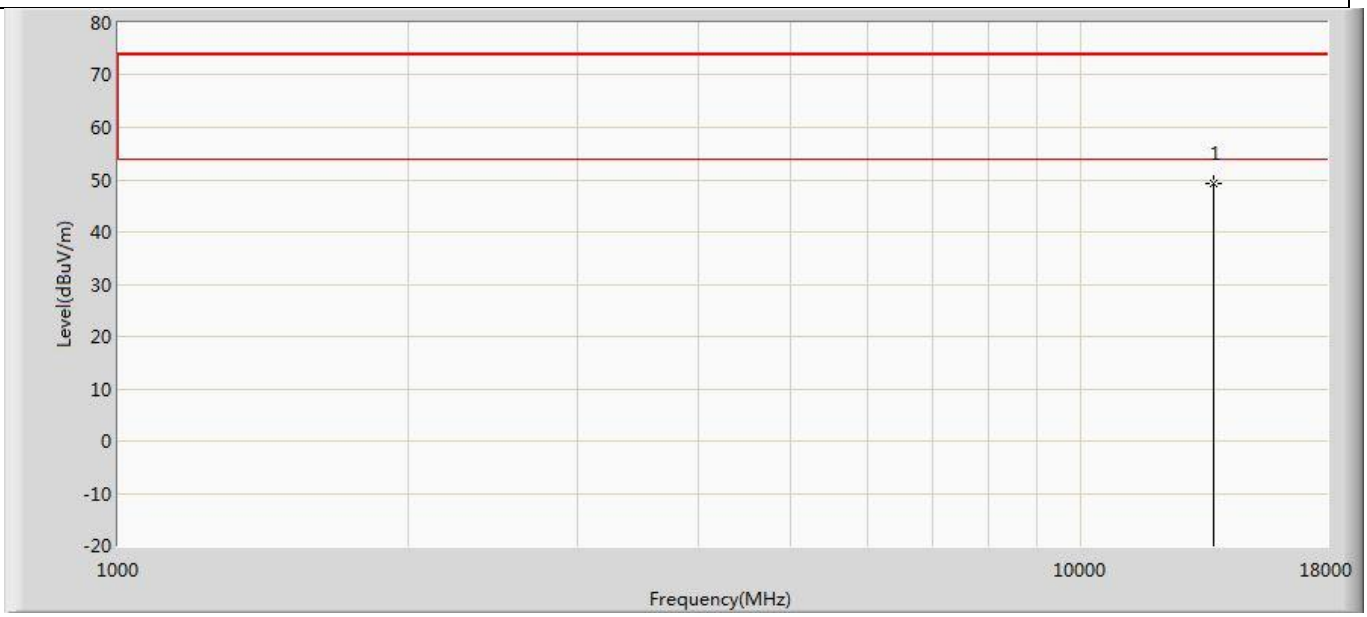

No	Mark	Frequency (MHz)	Measure Level (dBuV/m)	Reading Level (dBuV)	Over Limit (dB)	Limit (dBuV/m)	Factor (dB)	Type
1	*	13730.000	49.149	50.643	-24.851	74.000	-1.494	PK

Profile: 2480675R	Page No.: 257
Engineer: Yu Liu	
Site: AC5	Time: 2024/09/26 - 20:23
Limit: FCC_Part15.209_RE(3m)	Margin: 0
Probe: Horn_3117_00167055_(1-18GHz)	Polarity: Vertical
EUT: WiFi 7 (802.11be) 2x2 Dual Band Dual Concurrent Wireless Module	Power: 3.3 Vdc
Note: Mode 3：Transmit at 6945MHz by 802.11ax(80MHz)	

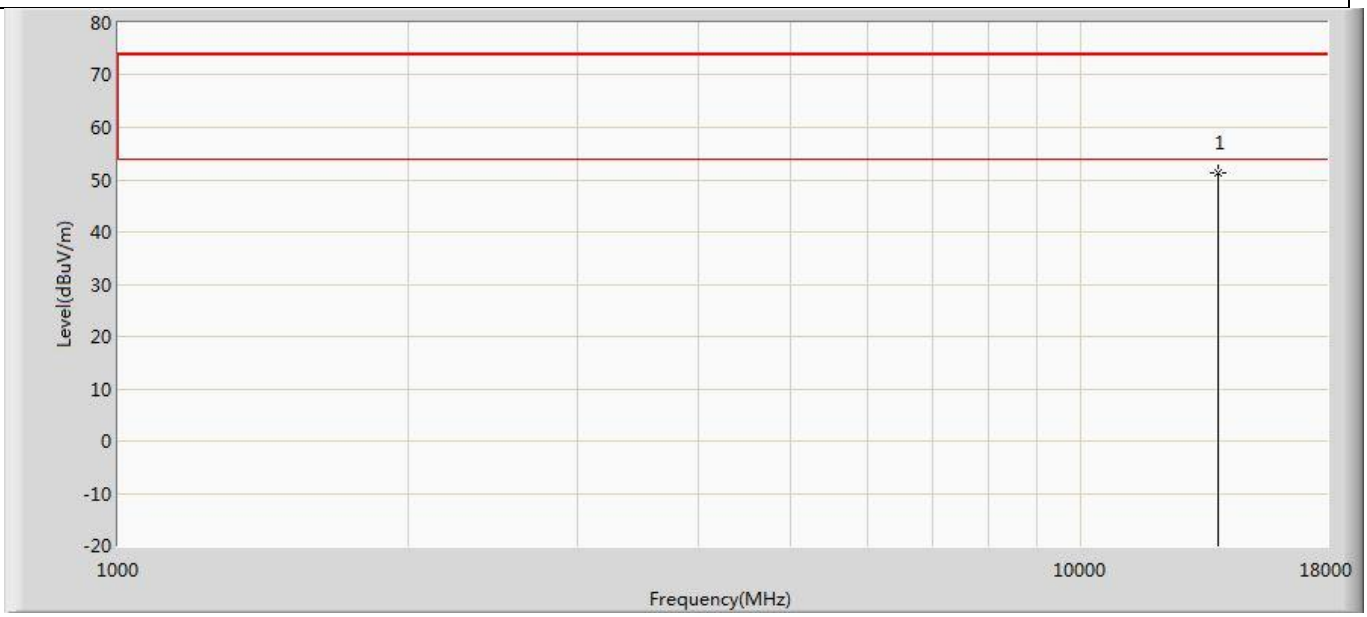

No	Mark	Frequency (MHz)	Measure Level (dBuV/m)	Reading Level (dBuV)	Over Limit (dB)	Limit (dBuV/m)	Factor (dB)	Type
1	*	13890.000	51.276	51.880	-22.724	74.000	-0.604	PK

Profile: 2480675R	Page No.: 258
Engineer: Yu Liu	
Site: AC5	Time: 2024/09/26 - 20:23
Limit: FCC_Part15.209_RE(3m)	Margin: 0
Probe: Horn_3117_00167055_(1-18GHz)	Polarity: Horizontal
EUT: WiFi 7 (802.11be) 2x2 Dual Band Dual Concurrent Wireless Module	Power: 3.3 Vdc
Note: Mode 3：Transmit at 6945MHz by 802.11ax(80MHz)	

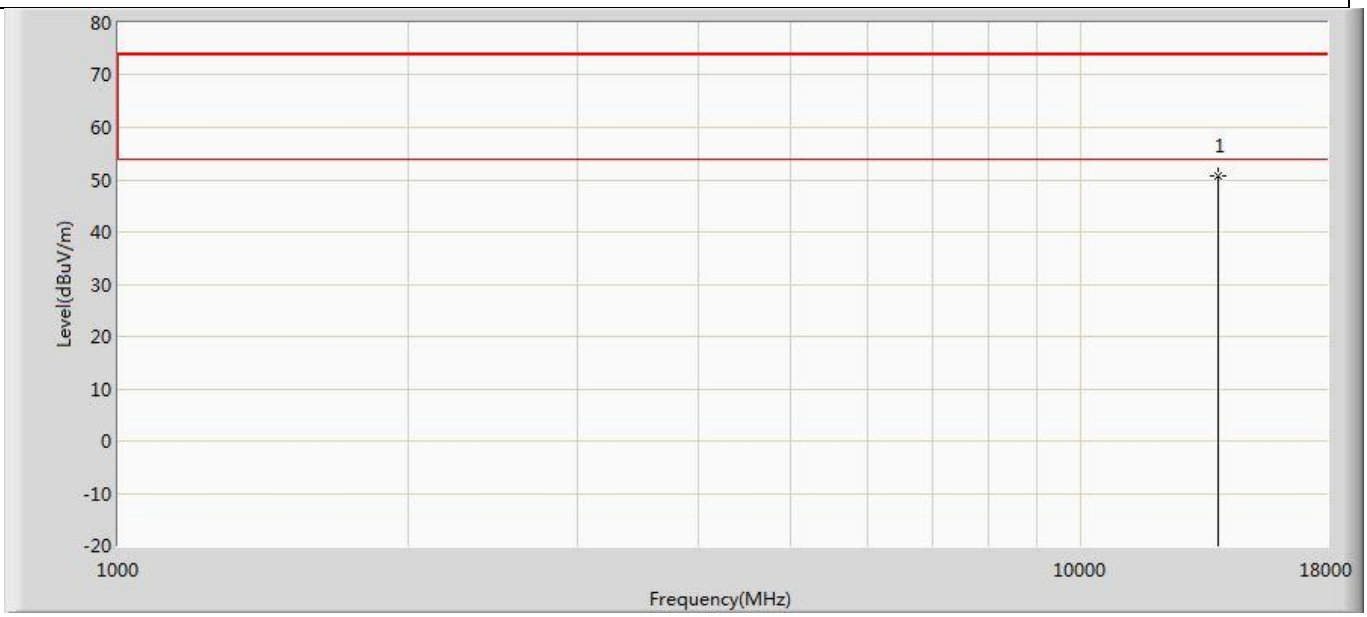

No	Mark	Frequency (MHz)	Measure Level (dBuV/m)	Reading Level (dBuV)	Over Limit (dB)	Limit (dBuV/m)	Factor (dB)	Type
1	*	13890.000	50.618	51.222	-23.382	74.000	-0.604	PK

Profile: 2480675R	Page No.: 259
Engineer: Yu Liu	
Site: AC5	Time: 2024/09/26 - 20:23
Limit: FCC_Part15.209_RE(3m)	Margin: 0
Probe: Horn_3117_00167055_(1-18GHz)	Polarity: Vertical
EUT: WiFi 7 (802.11be) 2x2 Dual Band Dual Concurrent Wireless Module	Power: 3.3 Vdc
Note: Mode 3：Transmit at 7025MHz by 802.11ax(80MHz)	

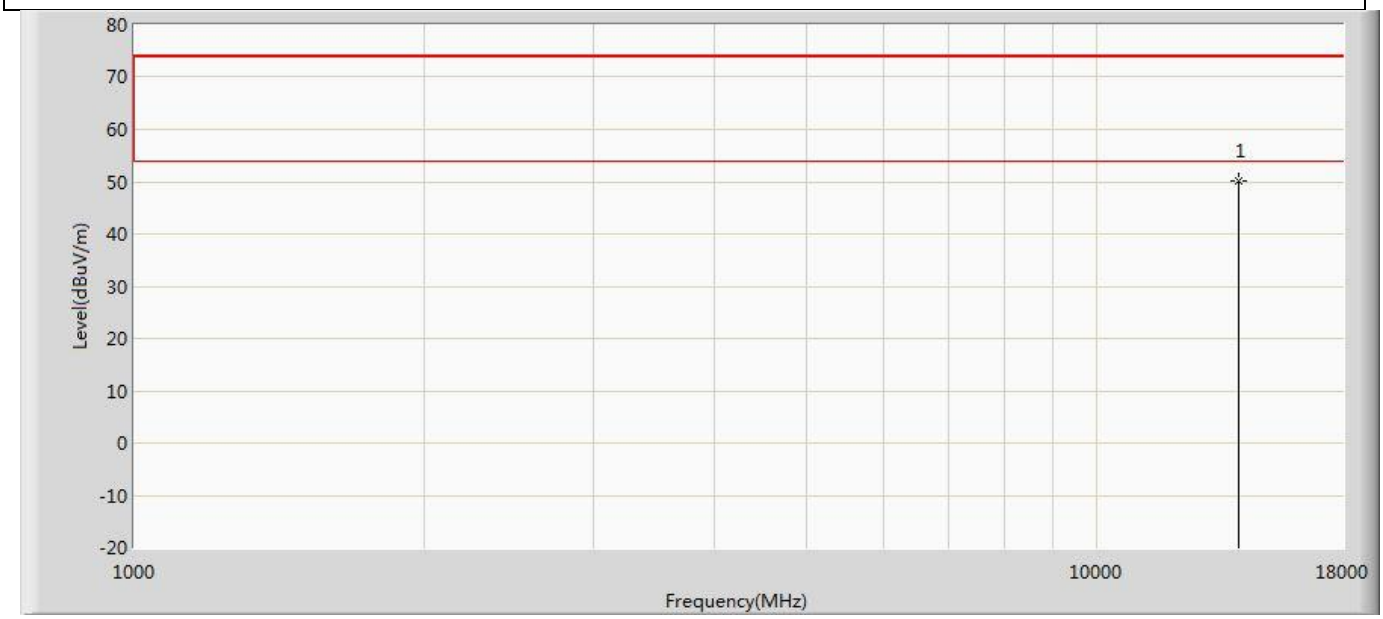

No	Mark	Frequency (MHz)	Measure Level (dBuV/m)	Reading Level (dBuV)	Over Limit (dB)	Limit (dBuV/m)	Factor (dB)	Type
1	*	14050.000	50.185	51.182	-23.815	74.000	-0.996	PK

Profile: 2480675R	Page No.: 260
Engineer: Yu Liu	
Site: AC5	Time: 2024/09/26 - 20:23
Limit: FCC_Part15.209_RE(3m)	Margin: 0
Probe: Horn_3117_00167055_(1-18GHz)	Polarity: Horizontal
EUT: WiFi 7 (802.11be) 2x2 Dual Band Dual Concurrent Wireless Module	Power: 3.3 Vdc
Note: Mode 3：Transmit at 7025MHz by 802.11ax(80MHz)	

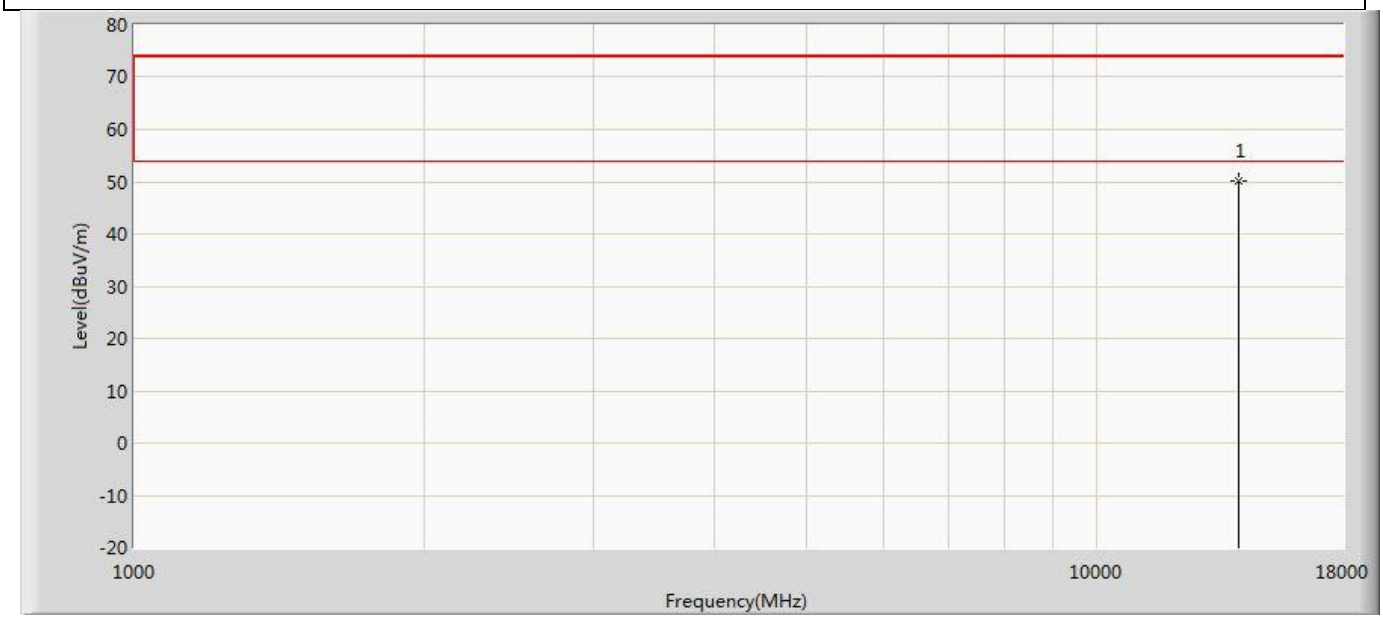

No	Mark	Frequency (MHz)	Measure Level (dBuV/m)	Reading Level (dBuV)	Over Limit (dB)	Limit (dBuV/m)	Factor (dB)	Type
1	*	14050.000	50.072	51.069	-23.928	74.000	-0.996	PK

Profile: 2480675R	Page No.: 261
Engineer: Yu Liu	
Site: AC5	Time: 2024/09/26 - 20:23
Limit: FCC_Part15.209_RE(3m)	Margin: 0
Probe: Horn_3117_00167055_(1-18GHz)	Polarity: Vertical
EUT: WiFi 7 (802.11be) 2x2 Dual Band Dual Concurrent Wireless Module	Power: 3.3 Vdc
Note: Mode 4：Transmit at 6025MHz by 802.11ax(160MHz)	

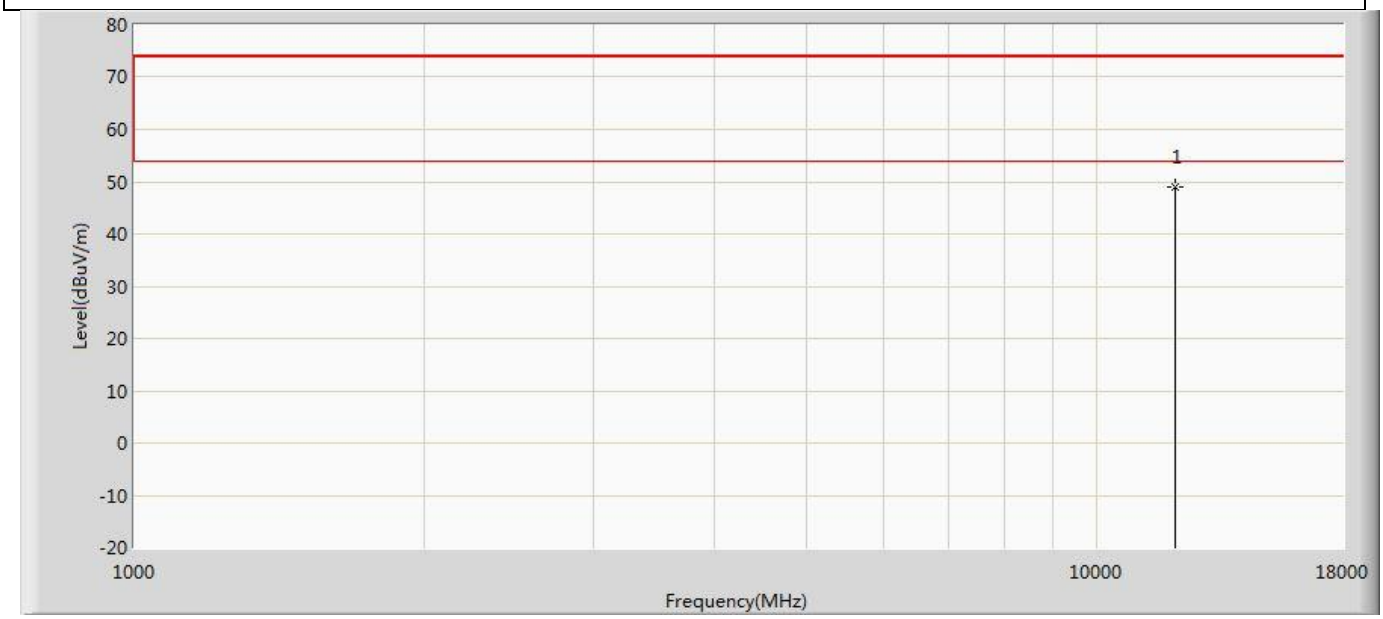

No	Mark	Frequency (MHz)	Measure Level (dBuV/m)	Reading Level (dBuV)	Over Limit (dB)	Limit (dBuV/m)	Factor (dB)	Type
1	*	12050.000	48.847	49.838	-25.153	74.000	-0.991	PK

Profile: 2480675R	Page No.: 262
Engineer: Yu Liu	
Site: AC5	Time: 2024/09/26 - 20:23
Limit: FCC_Part15.209_RE(3m)	Margin: 0
Probe: Horn_3117_00167055_(1-18GHz)	Polarity: Horizontal
EUT: WiFi 7 (802.11be) 2x2 Dual Band Dual Concurrent Wireless Module	Power: 3.3 Vdc
Note: Mode 4：Transmit at 6025MHz by 802.11ax(160MHz)	

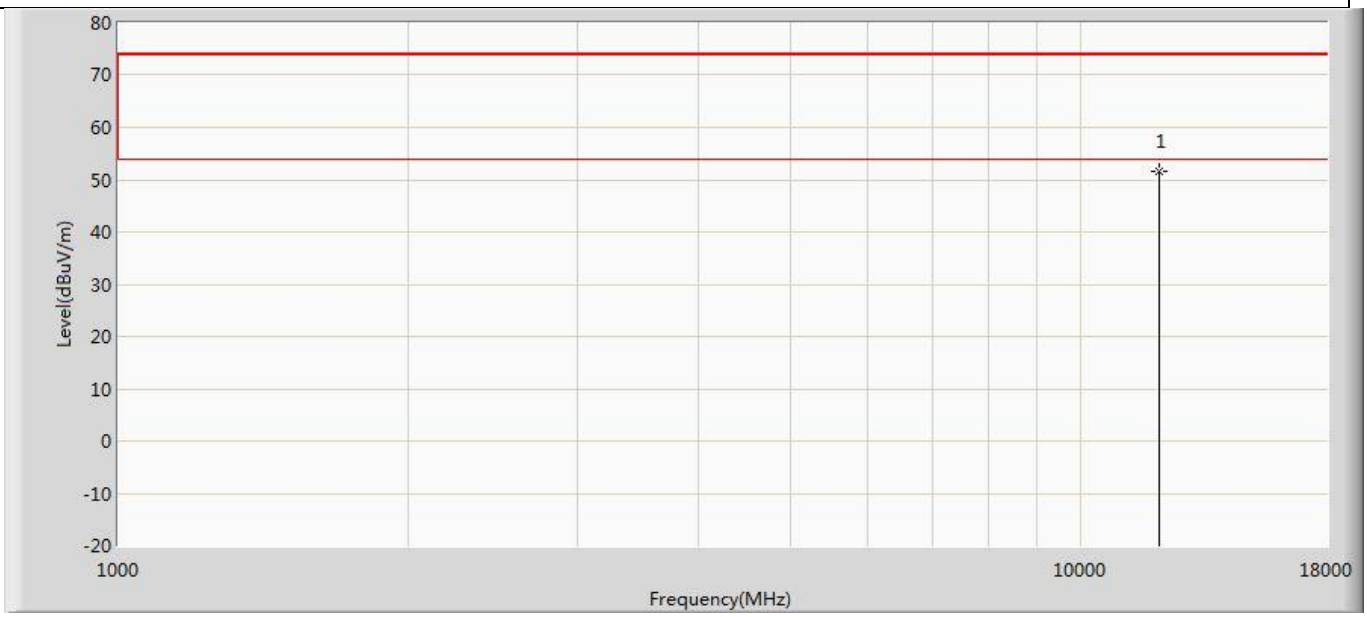

No	Mark	Frequency (MHz)	Measure Level (dBuV/m)	Reading Level (dBuV)	Over Limit (dB)	Limit (dBuV/m)	Factor (dB)	Type
1	*	12050.000	51.543	52.534	-22.457	74.000	-0.991	PK

Profile: 2480675R	Page No.: 263
Engineer: Yu Liu	
Site: AC5	Time: 2024/09/26 - 20:23
Limit: FCC_Part15.209_RE(3m)	Margin: 0
Probe: Horn_3117_00167055_(1-18GHz)	Polarity: Vertical
EUT: WiFi 7 (802.11be) 2x2 Dual Band Dual Concurrent Wireless Module	Power: 3.3 Vdc
Note: Mode 4：Transmit at 6185MHz by 802.11ax(160MHz)	

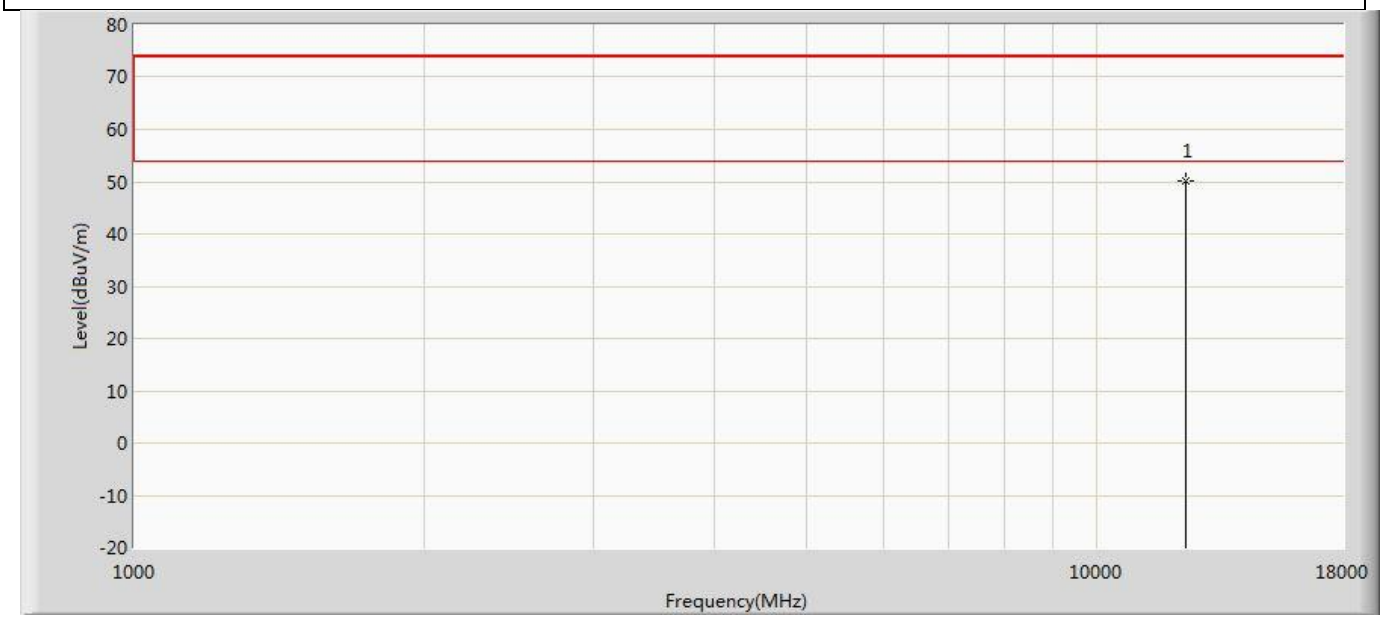

No	Mark	Frequency (MHz)	Measure Level (dBuV/m)	Reading Level (dBuV)	Over Limit (dB)	Limit (dBuV/m)	Factor (dB)	Type
1	*	12370.000	50.231	50.206	-23.769	74.000	0.026	PK

Profile: 2480675R	Page No.: 264
Engineer: Yu Liu	
Site: AC5	Time: 2024/09/26 - 20:23
Limit: FCC_Part15.209_RE(3m)	Margin: 0
Probe: Horn_3117_00167055_(1-18GHz)	Polarity: Horizontal
EUT: WiFi 7 (802.11be) 2x2 Dual Band Dual Concurrent Wireless Module	Power: 3.3 Vdc
Note: Mode 4：Transmit at 6185MHz by 802.11ax(160MHz)	

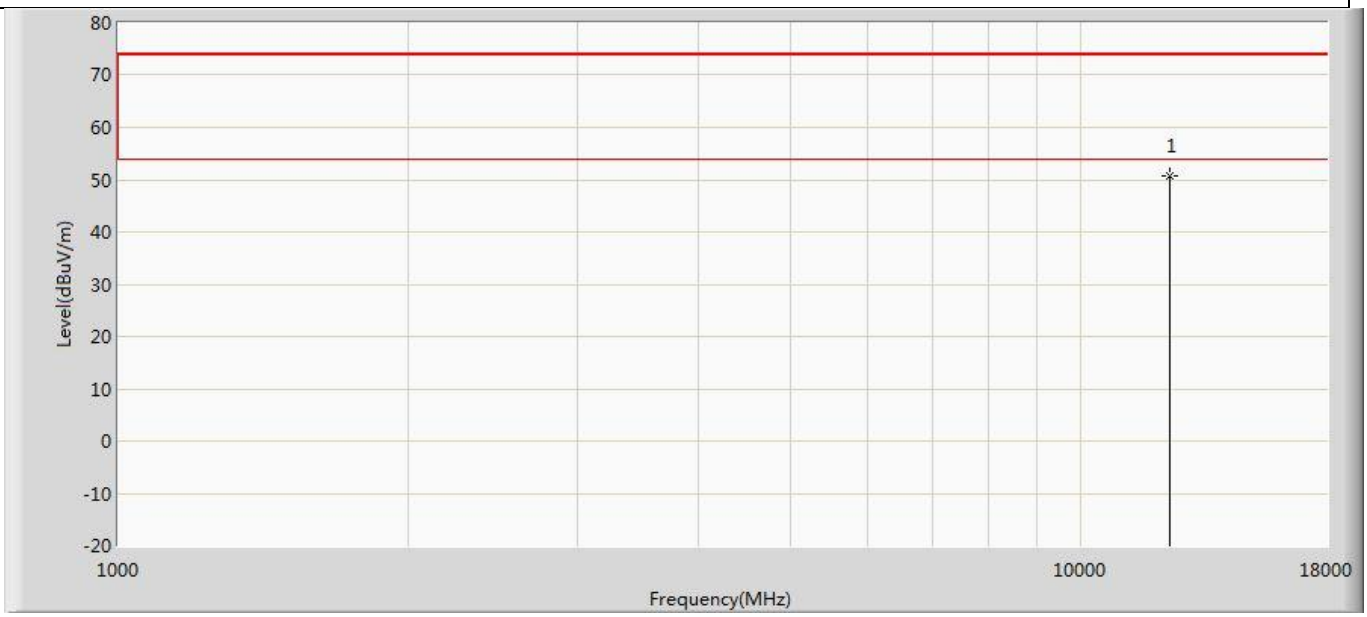

No	Mark	Frequency (MHz)	Measure Level (dBuV/m)	Reading Level (dBuV)	Over Limit (dB)	Limit (dBuV/m)	Factor (dB)	Type
1	*	12370.000	50.790	50.765	-23.210	74.000	0.026	PK

Profile: 2480675R	Page No.: 265
Engineer: Yu Liu	
Site: AC5	Time: 2024/09/26 - 20:24
Limit: FCC_Part15.209_RE(3m)	Margin: 0
Probe: Horn_3117_00167055_(1-18GHz)	Polarity: Vertical
EUT: WiFi 7 (802.11be) 2x2 Dual Band Dual Concurrent Wireless Module	Power: 3.3 Vdc
Note: Mode 4：Transmit at 6345MHz by 802.11ax(160MHz)	

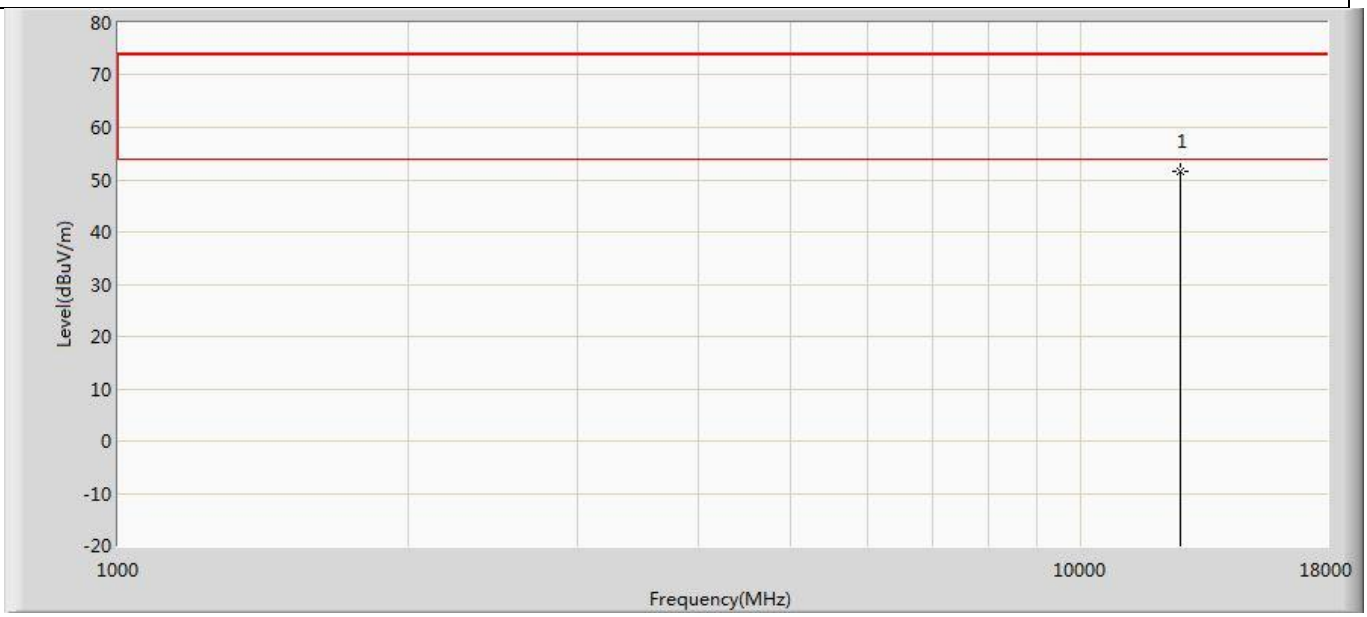

No	Mark	Frequency (MHz)	Measure Level (dBuV/m)	Reading Level (dBuV)	Over Limit (dB)	Limit (dBuV/m)	Factor (dB)	Type
1	*	12690.000	51.453	51.360	-22.547	74.000	0.093	PK

Profile: 2480675R	Page No.: 266
Engineer: Yu Liu	
Site: AC5	Time: 2024/09/26 - 20:24
Limit: FCC_Part15.209_RE(3m)	Margin: 0
Probe: Horn_3117_00167055_(1-18GHz)	Polarity: Horizontal
EUT: WiFi 7 (802.11be) 2x2 Dual Band Dual Concurrent Wireless Module	Power: 3.3 Vdc
Note: Mode 4：Transmit at 6345MHz by 802.11ax(160MHz)	

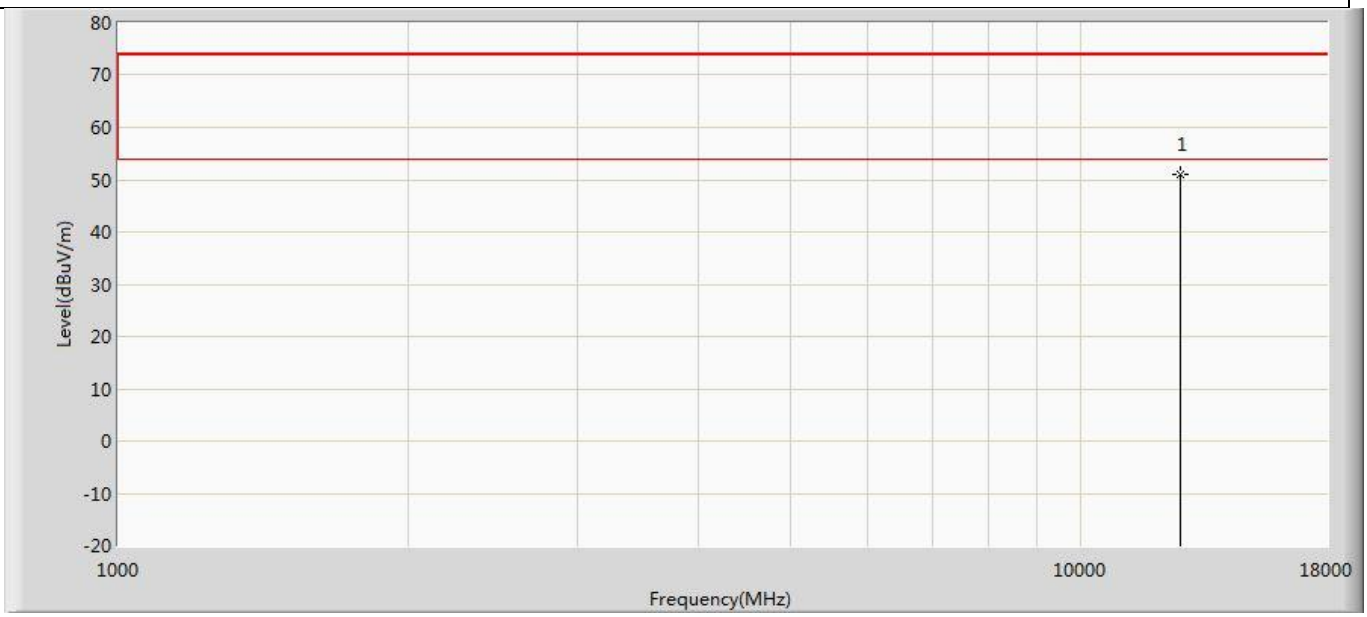

No	Mark	Frequency (MHz)	Measure Level (dBuV/m)	Reading Level (dBuV)	Over Limit (dB)	Limit (dBuV/m)	Factor (dB)	Type
1	*	12690.000	50.920	50.827	-23.080	74.000	0.093	PK

Profile: 2480675R	Page No.: 267
Engineer: Yu Liu	
Site: AC5	Time: 2024/09/26 - 20:24
Limit: FCC_Part15.209_RE(3m)	Margin: 0
Probe: Horn_3117_00167055_(1-18GHz)	Polarity: Vertical
EUT: WiFi 7 (802.11be) 2x2 Dual Band Dual Concurrent Wireless Module	Power: 3.3 Vdc
Note: Mode 4：Transmit at 6505MHz by 802.11ax(160MHz)	

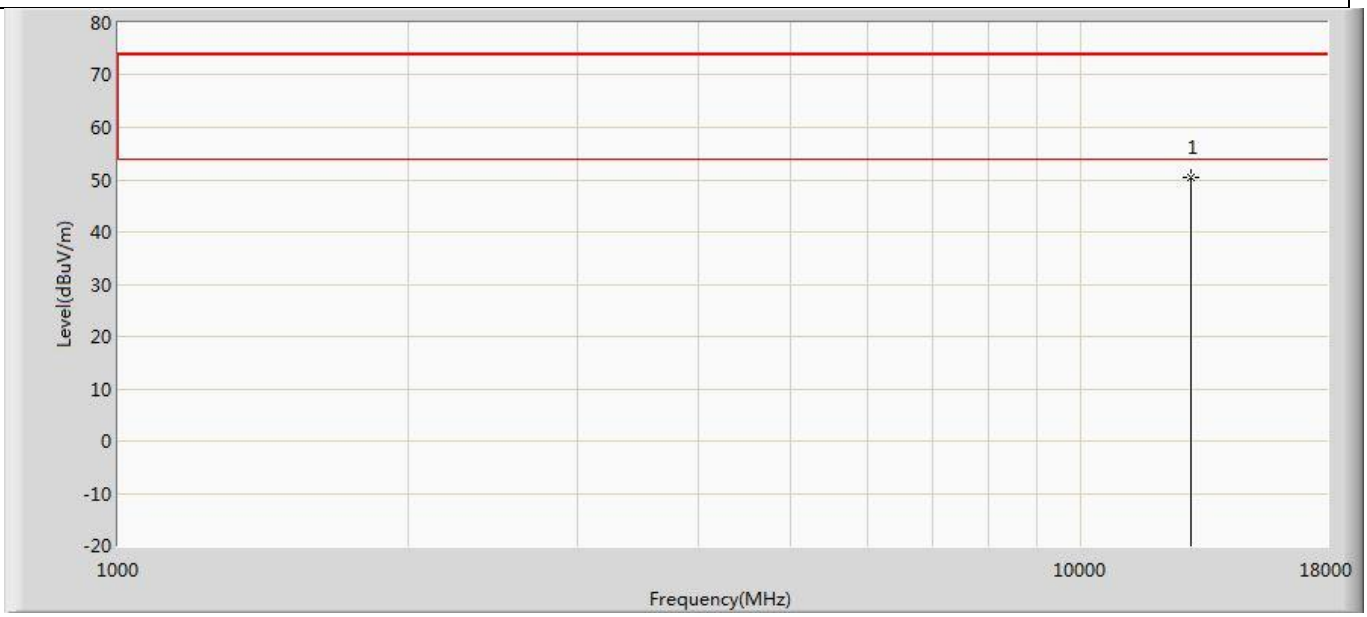

No	Mark	Frequency (MHz)	Measure Level (dBuV/m)	Reading Level (dBuV)	Over Limit (dB)	Limit (dBuV/m)	Factor (dB)	Type
1	*	13010.000	50.498	50.797	-23.502	74.000	-0.299	PK

Profile: 2480675R	Page No.: 268
Engineer: Yu Liu	
Site: AC5	Time: 2024/09/26 - 20:24
Limit: FCC_Part15.209_RE(3m)	Margin: 0
Probe: Horn_3117_00167055_(1-18GHz)	Polarity: Horizontal
EUT: WiFi 7 (802.11be) 2x2 Dual Band Dual Concurrent Wireless Module	Power: 3.3 Vdc
Note: Mode 4：Transmit at 6505MHz by 802.11ax(160MHz)	

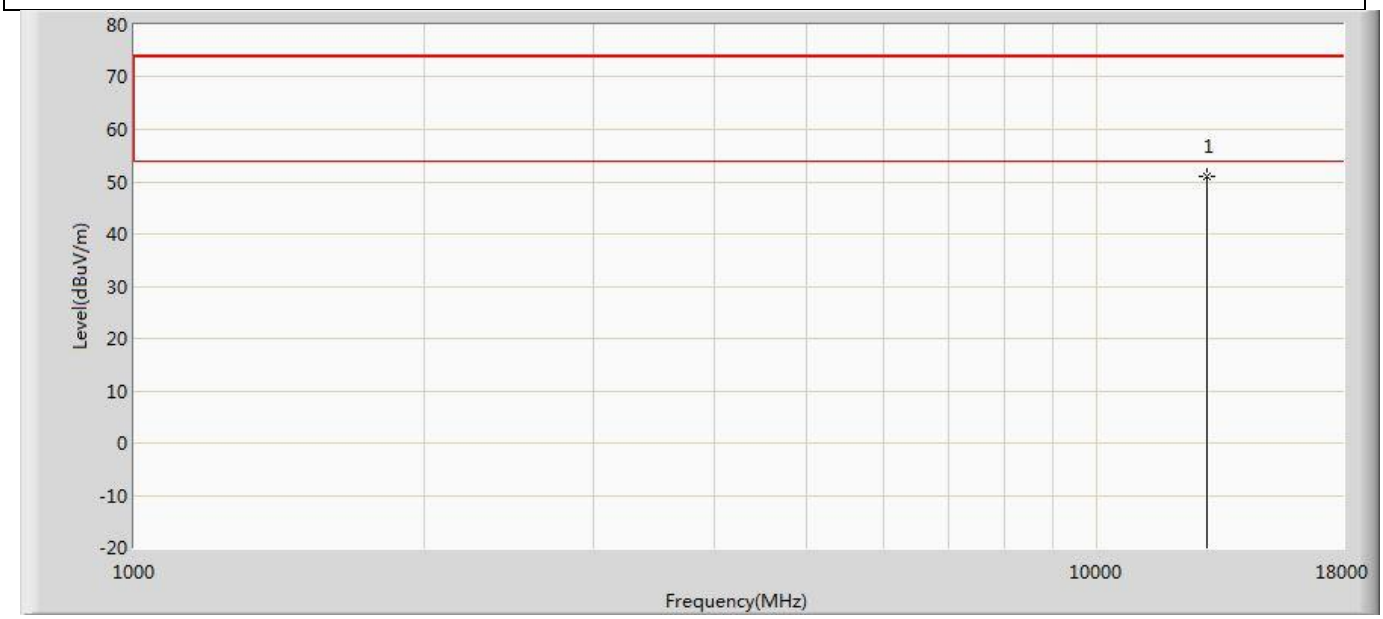

No	Mark	Frequency (MHz)	Measure Level (dBuV/m)	Reading Level (dBuV)	Over Limit (dB)	Limit (dBuV/m)	Factor (dB)	Type
1	*	13010.000	50.969	51.268	-23.031	74.000	-0.299	PK

Profile: 2480675R	Page No.: 269
Engineer: Yu Liu	
Site: AC5	Time: 2024/09/26 - 20:24
Limit: FCC_Part15.209_RE(3m)	Margin: 0
Probe: Horn_3117_00167055_(1-18GHz)	Polarity: Vertical
EUT: WiFi 7 (802.11be) 2x2 Dual Band Dual Concurrent Wireless Module	Power: 3.3 Vdc
Note: Mode 4：Transmit at 6665MHz by 802.11ax(160MHz)	

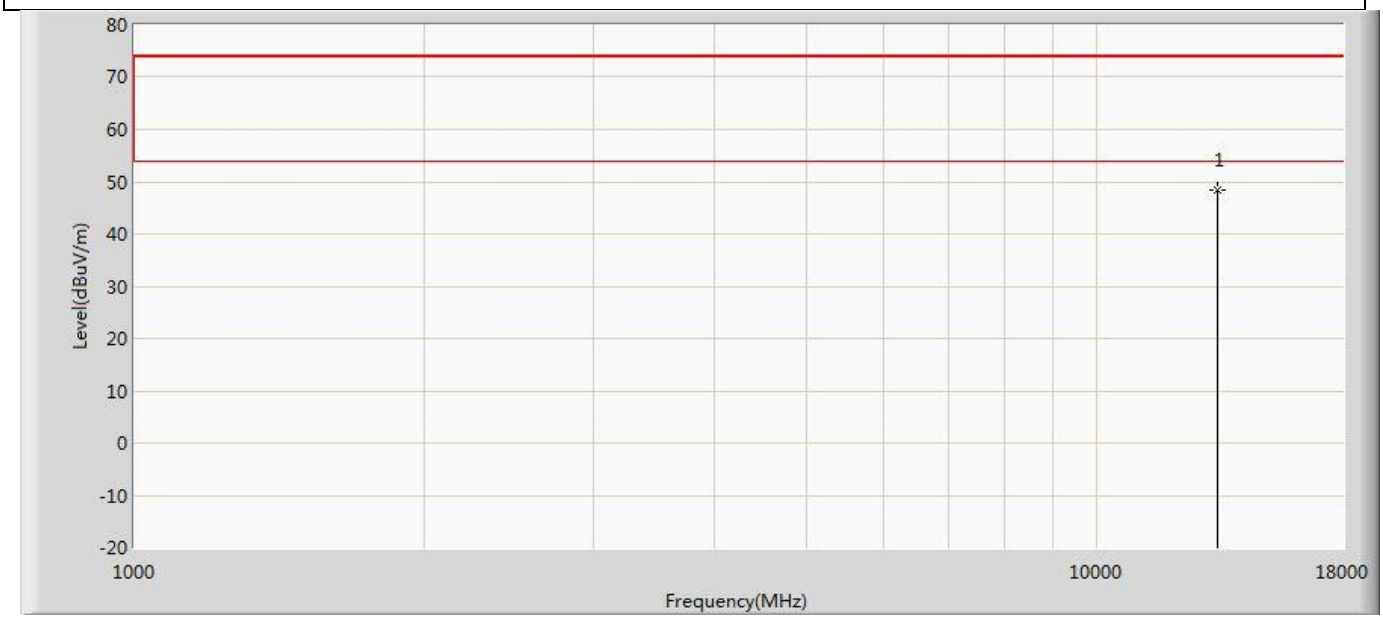

No	Mark	Frequency (MHz)	Measure Level (dBuV/m)	Reading Level (dBuV)	Over Limit (dB)	Limit (dBuV/m)	Factor (dB)	Type
1	*	13330.000	48.472	49.500	-25.528	74.000	-1.028	PK

Profile: 2480675R	Page No.: 270
Engineer: Yu Liu	
Site: AC5	Time: 2024/09/26 - 20:26
Limit: FCC_Part15.209_RE(3m)	Margin: 0
Probe: Horn_3117_00167055_(1-18GHz)	Polarity: Horizontal
EUT: WiFi 7 (802.11be) 2x2 Dual Band Dual Concurrent Wireless Module	Power: 3.3 Vdc
Note: Mode 4：Transmit at 6665MHz by 802.11ax(160MHz)	

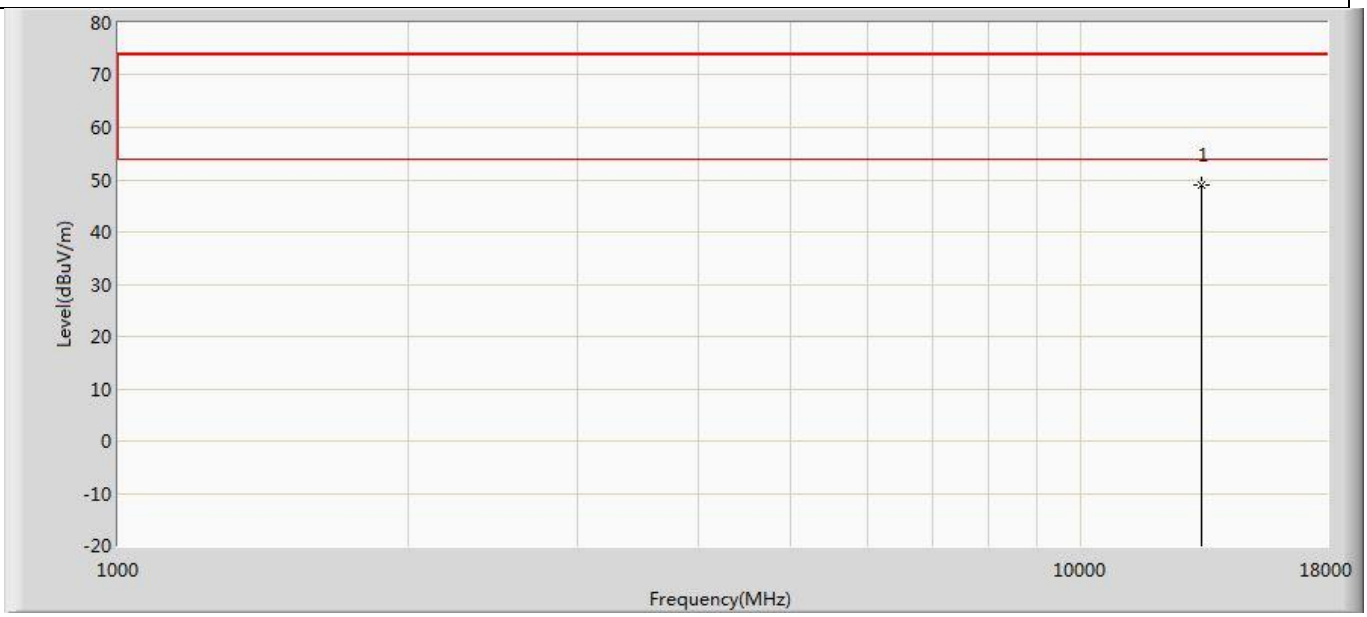

No	Mark	Frequency (MHz)	Measure Level (dBuV/m)	Reading Level (dBuV)	Over Limit (dB)	Limit (dBuV/m)	Factor (dB)	Type
1	*	13330.000	48.844	49.872	-25.156	74.000	-1.028	PK

Profile: 2480675R	Page No.: 271
Engineer: Yu Liu	
Site: AC5	Time: 2024/09/26 - 20:26
Limit: FCC_Part15.209_RE(3m)	Margin: 0
Probe: Horn_3117_00167055_(1-18GHz)	Polarity: Vertical
EUT: WiFi 7 (802.11be) 2x2 Dual Band Dual Concurrent Wireless Module	Power: 3.3 Vdc
Note: Mode 4：Transmit at 6825MHz by 802.11ax(160MHz)	



No	Mark	Frequency (MHz)	Measure Level (dBuV/m)	Reading Level (dBuV)	Over Limit (dB)	Limit (dBuV/m)	Factor (dB)	Type
1	*	13650.000	50.167	51.578	-23.833	74.000	-1.411	PK

Profile: 2480675R	Page No.: 272
Engineer: Yu Liu	
Site: AC5	Time: 2024/09/26 - 20:26
Limit: FCC_Part15.209_RE(3m)	Margin: 0
Probe: Horn_3117_00167055_(1-18GHz)	Polarity: Horizontal
EUT: WiFi 7 (802.11be) 2x2 Dual Band Dual Concurrent Wireless Module	Power: 3.3 Vdc
Note: Mode 4：Transmit at 6825MHz by 802.11ax(160MHz)	

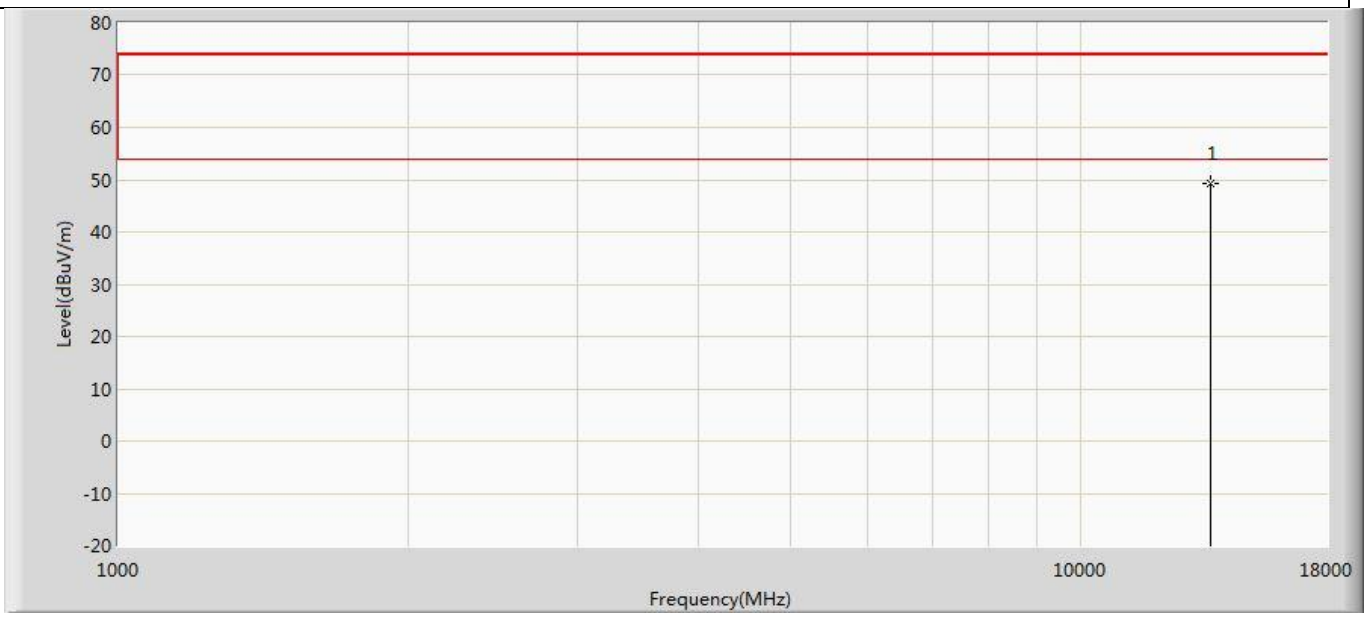

No	Mark	Frequency (MHz)	Measure Level (dBuV/m)	Reading Level (dBuV)	Over Limit (dB)	Limit (dBuV/m)	Factor (dB)	Type
1	*	13650.000	49.195	50.606	-24.805	74.000	-1.411	PK

Profile: 2480675R	Page No.: 273
Engineer: Yu Liu	
Site: AC5	Time: 2024/09/26 - 20:26
Limit: FCC_Part15.209_RE(3m)	Margin: 0
Probe: Horn_3117_00167055_(1-18GHz)	Polarity: Vertical
EUT: WiFi 7 (802.11be) 2x2 Dual Band Dual Concurrent Wireless Module	Power: 3.3 Vdc
Note: Mode 4：Transmit at 6985MHz by 802.11ax(160MHz)	

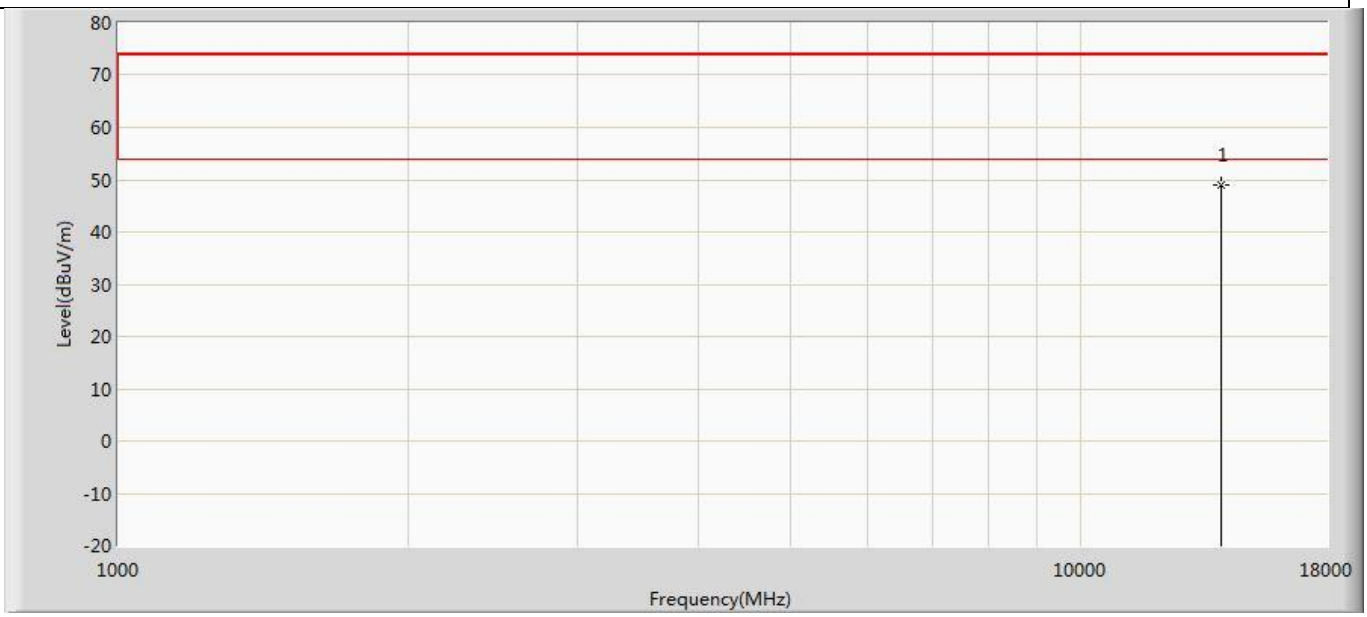

No	Mark	Frequency (MHz)	Measure Level (dBuV/m)	Reading Level (dBuV)	Over Limit (dB)	Limit (dBuV/m)	Factor (dB)	Type
1	*	13970.000	48.859	50.280	-25.141	74.000	-1.421	PK

Profile: 2480675R	Page No.: 274
Engineer: Yu Liu	
Site: AC5	Time: 2024/09/26 - 20:26
Limit: FCC_Part15.209_RE(3m)	Margin: 0
Probe: Horn_3117_00167055_(1-18GHz)	Polarity: Horizontal
EUT: WiFi 7 (802.11be) 2x2 Dual Band Dual Concurrent Wireless Module	Power: 3.3 Vdc
Note: Mode 4：Transmit at 6985MHz by 802.11ax(160MHz)	

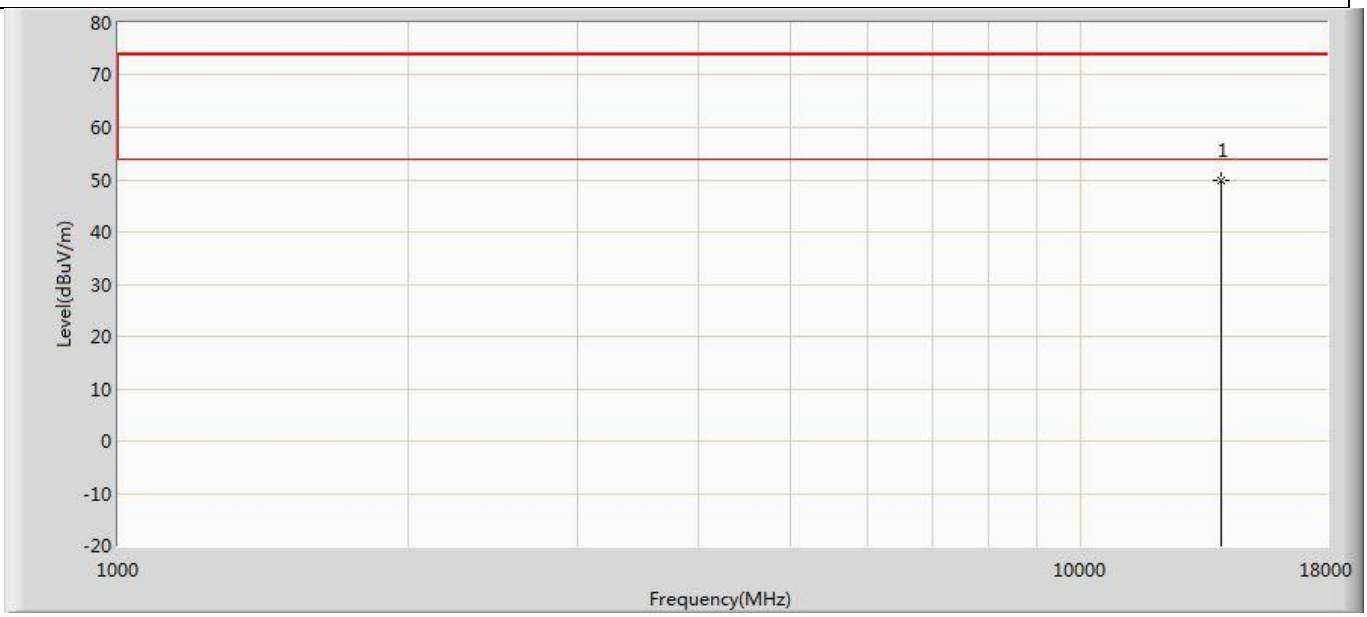

No	Mark	Frequency (MHz)	Measure Level (dBuV/m)	Reading Level (dBuV)	Over Limit (dB)	Limit (dBuV/m)	Factor (dB)	Type
1	*	13970.000	49.870	51.291	-24.130	74.000	-1.421	PK

Profile: 2480675R	Page No.: 275
Engineer: Yu Liu	
Site: AC5	Time: 2024/09/26 - 20:27
Limit: FCC_Part15.209_RE(3m)	Margin: 0
Probe: Horn_3117_00167055_(1-18GHz)	Polarity: Vertical
EUT: WiFi 7 (802.11be) 2x2 Dual Band Dual Concurrent Wireless Module	Power: 3.3 Vdc
Note: Mode 5：Transmit at 5955MHz by 802.11be(20MHz)	

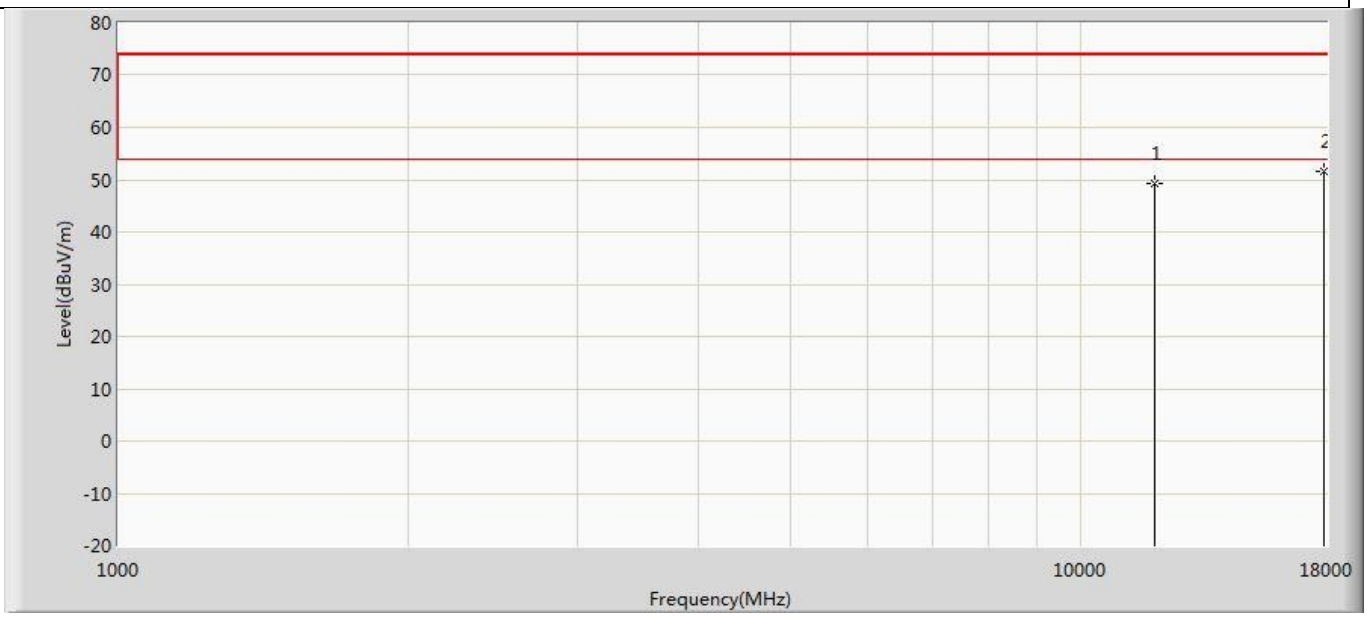

No	Mark	Frequency (MHz)	Measure Level (dBuV/m)	Reading Level (dBuV)	Over Limit (dB)	Limit (dBuV/m)	Factor (dB)	Type
1		11910.000	49.218	50.225	-24.782	74.000	-1.008	PK
2	*	17865.000	51.530	48.734	-22.470	74.000	2.796	PK

Profile: 2480675R	Page No.: 276
Engineer: Yu Liu	
Site: AC5	Time: 2024/09/26 - 20:27
Limit: FCC_Part15.209_RE(3m)	Margin: 0
Probe: Horn_3117_00167055_(1-18GHz)	Polarity: Horizontal
EUT: WiFi 7 (802.11be) 2x2 Dual Band Dual Concurrent Wireless Module	Power: 3.3 Vdc
Note: Mode 5：Transmit at 5955MHz by 802.11be(20MHz)	

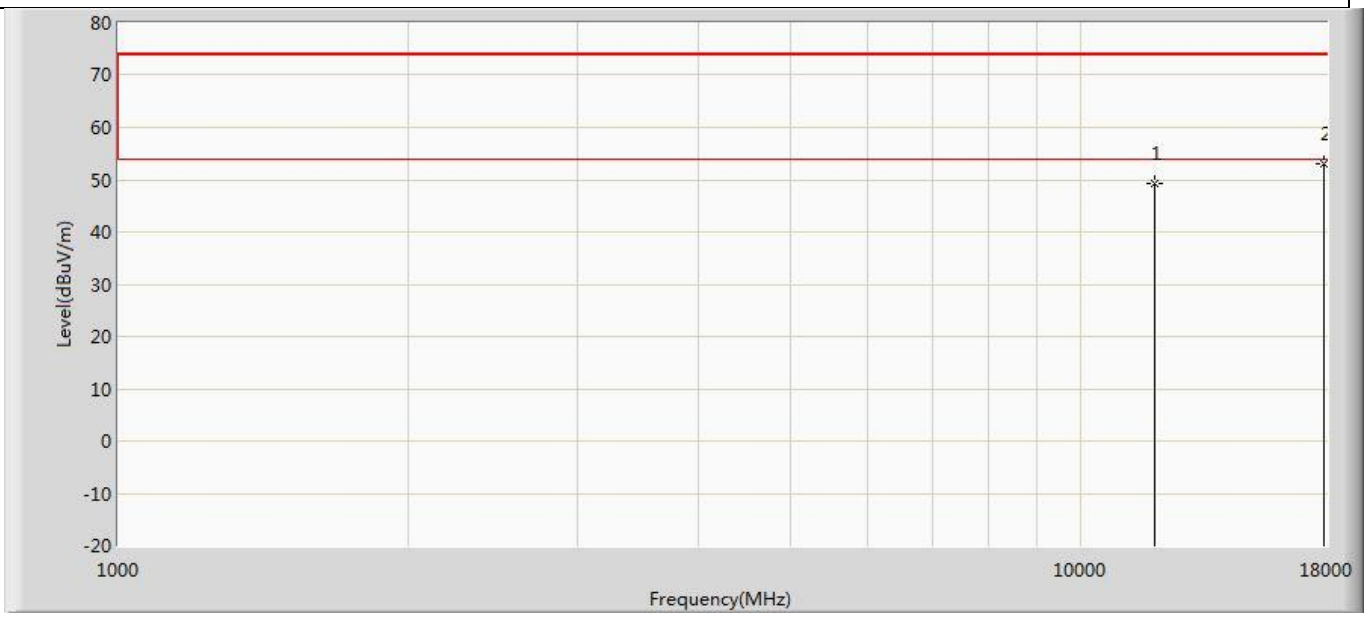

No	Mark	Frequency (MHz)	Measure Level (dBuV/m)	Reading Level (dBuV)	Over Limit (dB)	Limit (dBuV/m)	Factor (dB)	Type
1		11910.000	49.156	50.163	-24.844	74.000	-1.008	PK
2	*	17865.000	53.184	50.388	-20.816	74.000	2.796	PK

Profile: 2480675R	Page No.: 277
Engineer: Yu Liu	
Site: AC5	Time: 2024/09/26 - 20:27
Limit: FCC_Part15.209_RE(3m)	Margin: 0
Probe: Horn_3117_00167055_(1-18GHz)	Polarity: Vertical
EUT: WiFi 7 (802.11be) 2x2 Dual Band Dual Concurrent Wireless Module	Power: 3.3 Vdc
Note: Mode 5：Transmit at 6175MHz by 802.11be(20MHz)	

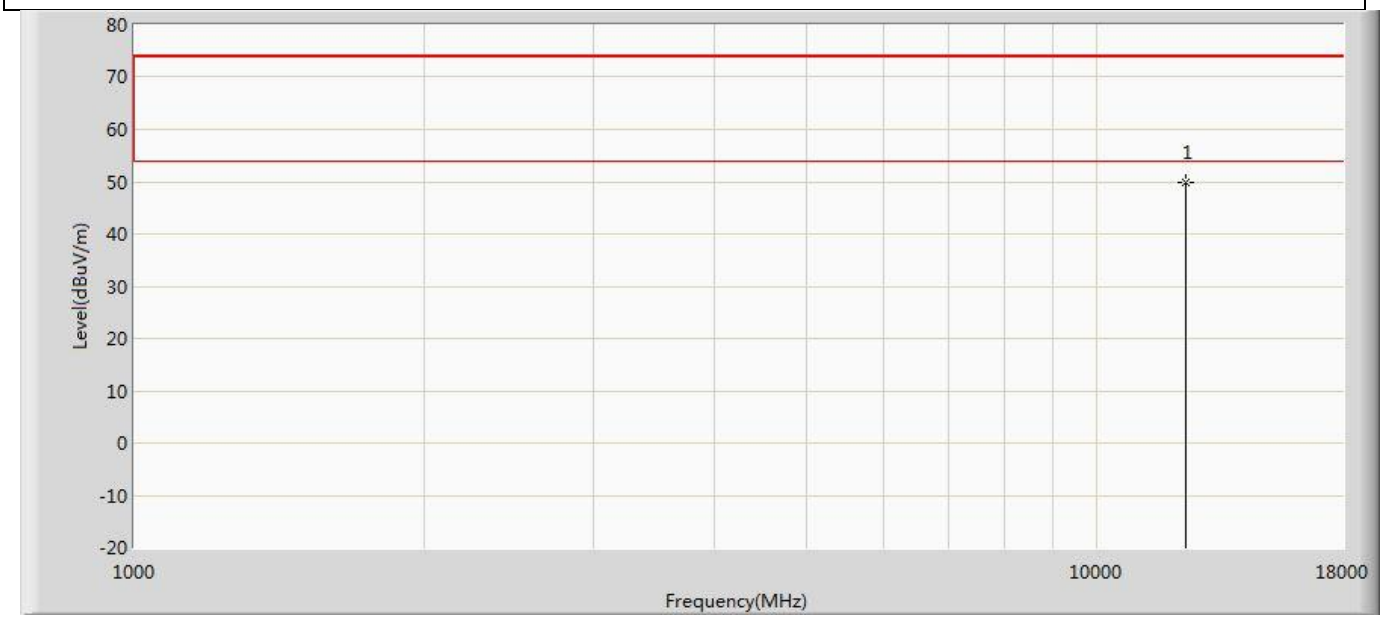

No	Mark	Frequency (MHz)	Measure Level (dBuV/m)	Reading Level (dBuV)	Over Limit (dB)	Limit (dBuV/m)	Factor (dB)	Type
1	*	12350.000	49.990	50.495	-24.010	74.000	-0.506	PK

Profile: 2480675R	Page No.: 278
Engineer: Yu Liu	
Site: AC5	Time: 2024/09/26 - 20:27
Limit: FCC_Part15.209_RE(3m)	Margin: 0
Probe: Horn_3117_00167055_(1-18GHz)	Polarity: Horizontal
EUT: WiFi 7 (802.11be) 2x2 Dual Band Dual Concurrent Wireless Module	Power: 3.3 Vdc
Note: Mode 5：Transmit at 6175MHz by 802.11be(20MHz)	

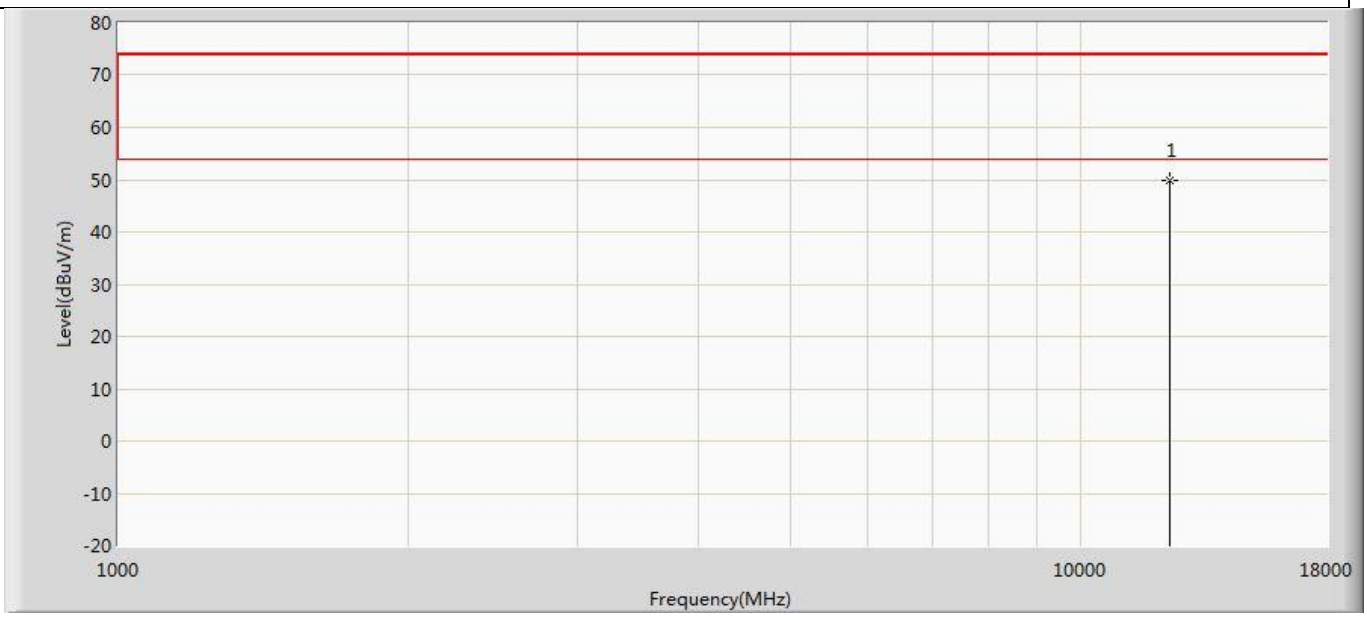

No	Mark	Frequency (MHz)	Measure Level (dBuV/m)	Reading Level (dBuV)	Over Limit (dB)	Limit (dBuV/m)	Factor (dB)	Type
1	*	12350.000	49.879	50.384	-24.121	74.000	-0.506	PK

Profile: 2480675R	Page No.: 279
Engineer: Yu Liu	
Site: AC5	Time: 2024/09/26 - 20:27
Limit: FCC_Part15.209_RE(3m)	Margin: 0
Probe: Horn_3117_00167055_(1-18GHz)	Polarity: Vertical
EUT: WiFi 7 (802.11be) 2x2 Dual Band Dual Concurrent Wireless Module	Power: 3.3 Vdc
Note: Mode 5：Transmit at 6415MHz by 802.11be(20MHz)	

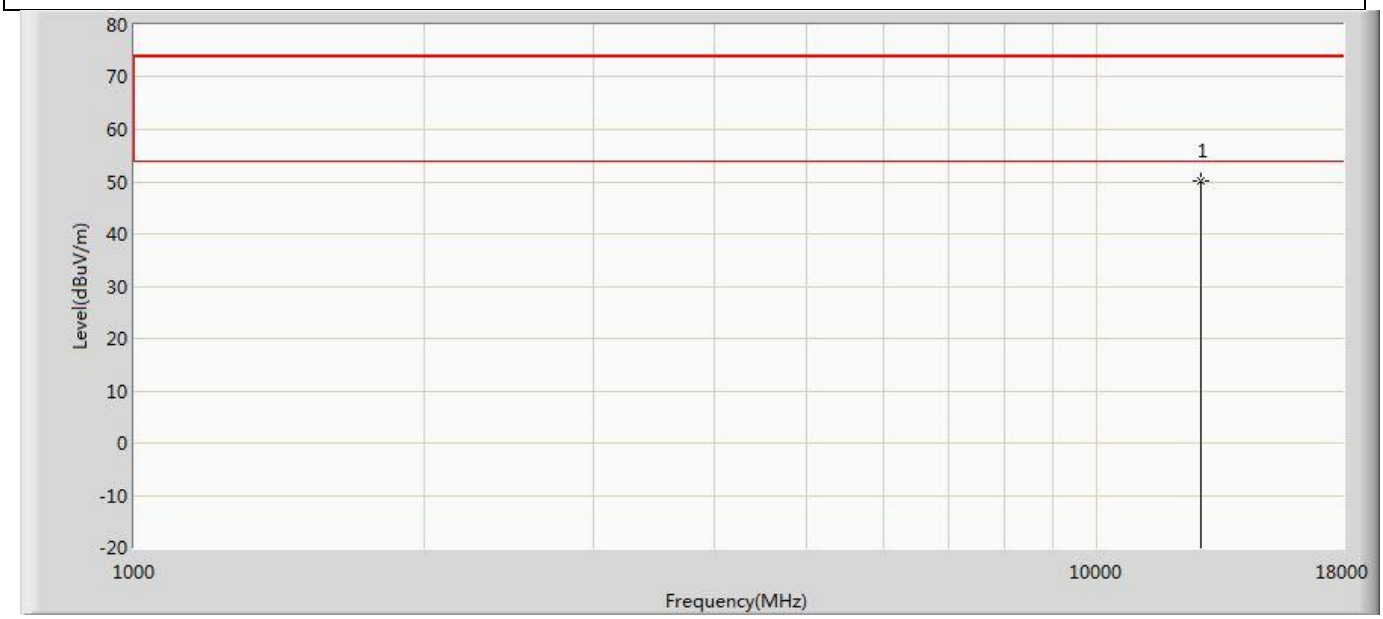

No	Mark	Frequency (MHz)	Measure Level (dBuV/m)	Reading Level (dBuV)	Over Limit (dB)	Limit (dBuV/m)	Factor (dB)	Type
1	*	12830.000	50.182	50.637	-23.818	74.000	-0.455	PK

Profile: 2480675R	Page No.: 280
Engineer: Yu Liu	
Site: AC5	Time: 2024/09/26 - 20:27
Limit: FCC_Part15.209_RE(3m)	Margin: 0
Probe: Horn_3117_00167055_(1-18GHz)	Polarity: Horizontal
EUT: WiFi 7 (802.11be) 2x2 Dual Band Dual Concurrent Wireless Module	Power: 3.3 Vdc
Note: Mode 5：Transmit at 6415MHz by 802.11be(20MHz)	

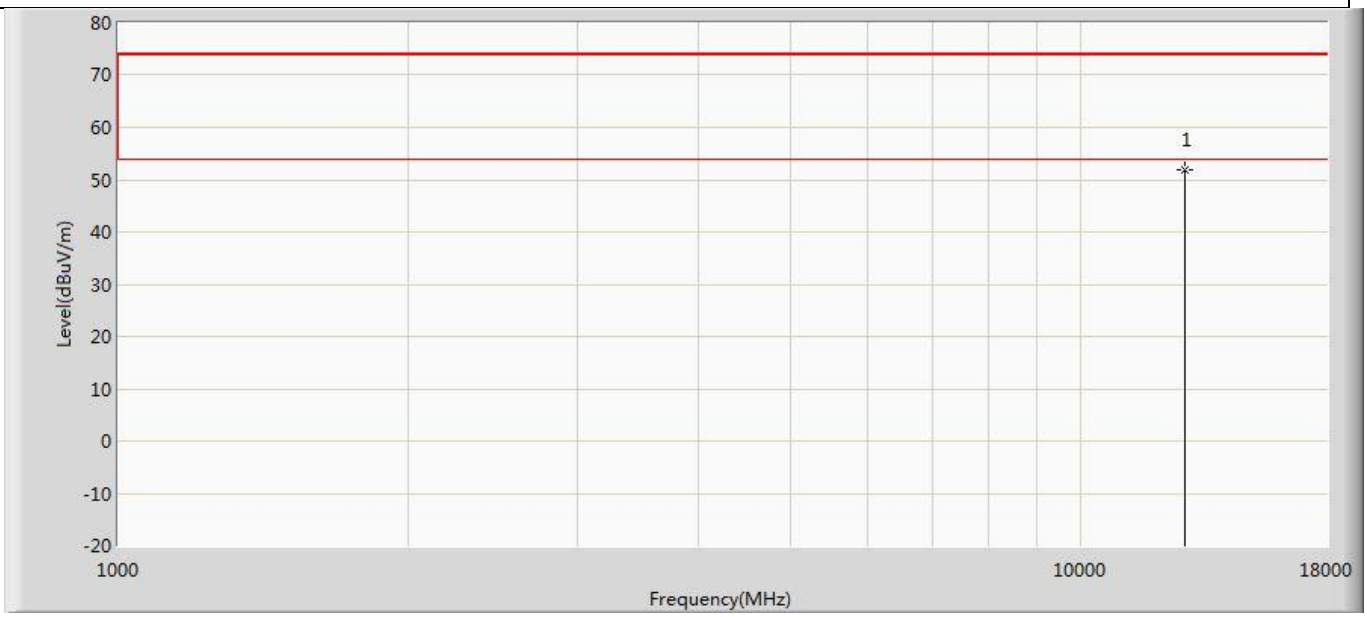

No	Mark	Frequency (MHz)	Measure Level (dBuV/m)	Reading Level (dBuV)	Over Limit (dB)	Limit (dBuV/m)	Factor (dB)	Type
1	*	12830.000	51.825	52.280	-22.175	74.000	-0.455	PK

Profile: 2480675R	Page No.: 281
Engineer: Yu Liu	
Site: AC5	Time: 2024/09/26 - 20:27
Limit: FCC_Part15.209_RE(3m)	Margin: 0
Probe: Horn_3117_00167055_(1-18GHz)	Polarity: Vertical
EUT: WiFi 7 (802.11be) 2x2 Dual Band Dual Concurrent Wireless Module	Power: 3.3 Vdc
Note: Mode 5：Transmit at 6435MHz by 802.11be(20MHz)	

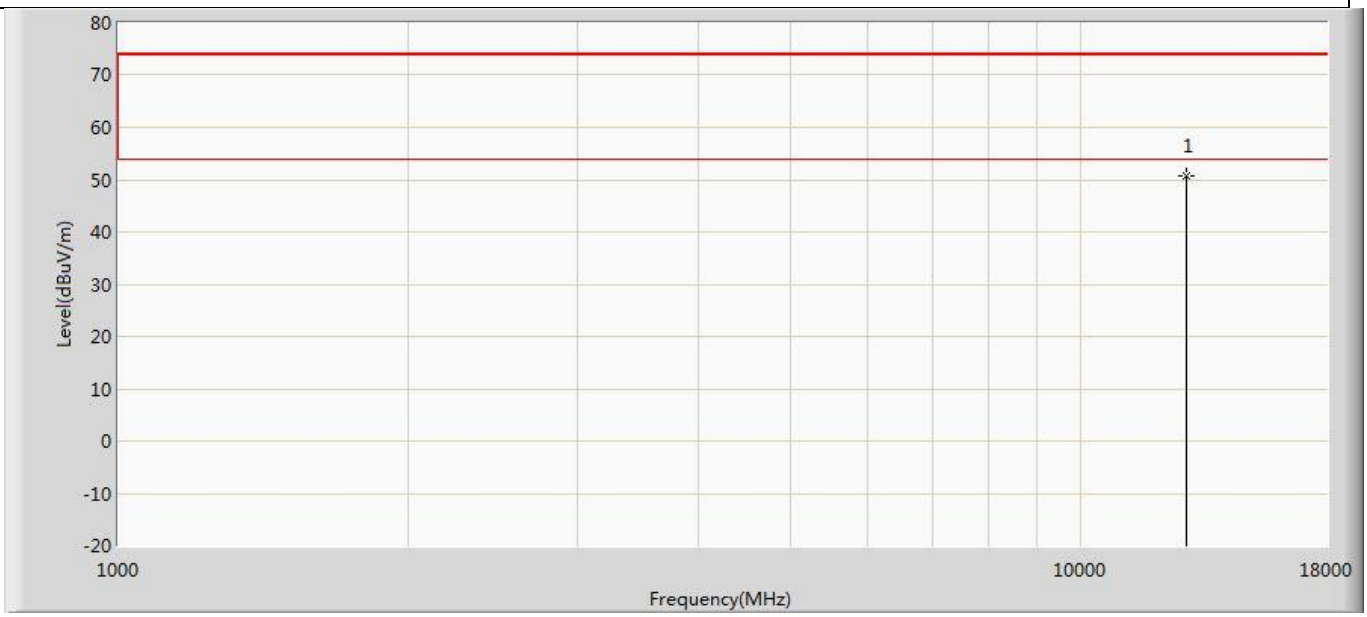

No	Mark	Frequency (MHz)	Measure Level (dBuV/m)	Reading Level (dBuV)	Over Limit (dB)	Limit (dBuV/m)	Factor (dB)	Type
1	*	12870.000	50.794	51.678	-23.206	74.000	-0.884	PK

Profile: 2480675R	Page No.: 282
Engineer: Yu Liu	
Site: AC5	Time: 2024/09/26 - 20:27
Limit: FCC_Part15.209_RE(3m)	Margin: 0
Probe: Horn_3117_00167055_(1-18GHz)	Polarity: Horizontal
EUT: WiFi 7 (802.11be) 2x2 Dual Band Dual Concurrent Wireless Module	Power: 3.3 Vdc
Note: Mode 5：Transmit at 6435MHz by 802.11be(20MHz)	

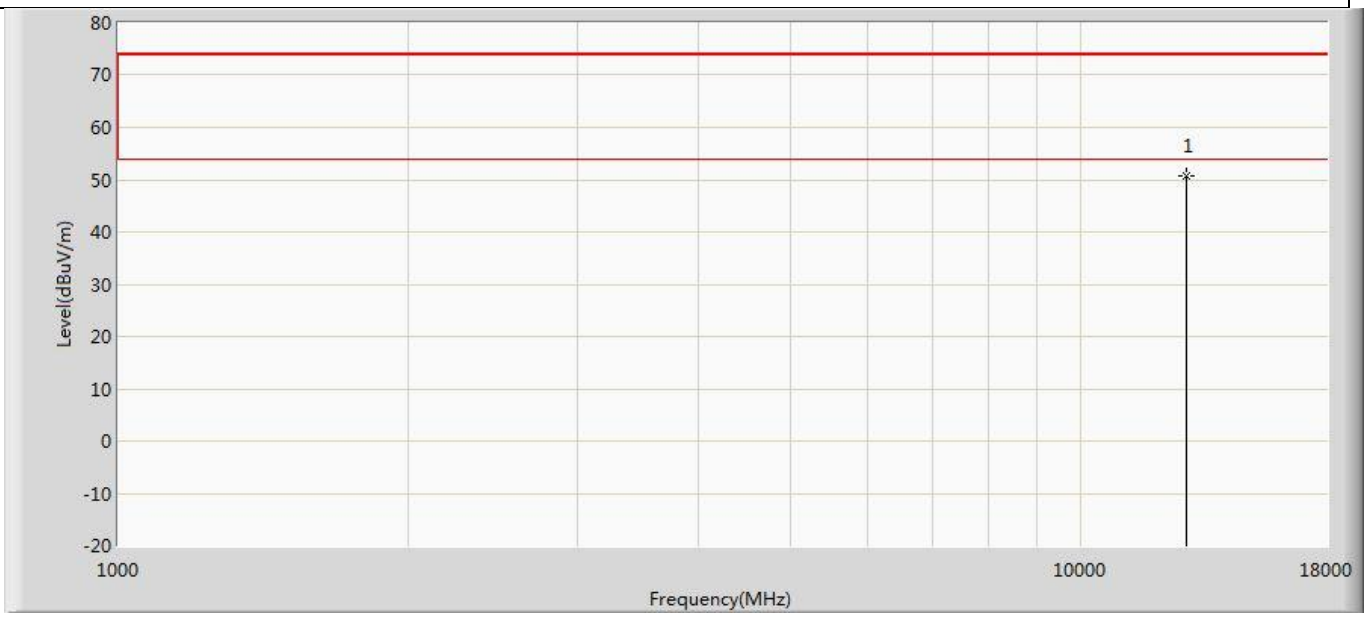

No	Mark	Frequency (MHz)	Measure Level (dBuV/m)	Reading Level (dBuV)	Over Limit (dB)	Limit (dBuV/m)	Factor (dB)	Type
1	*	12870.000	50.705	51.589	-23.295	74.000	-0.884	PK

Profile: 2480675R	Page No.: 283
Engineer: Yu Liu	
Site: AC5	Time: 2024/09/26 - 20:27
Limit: FCC_Part15.209_RE(3m)	Margin: 0
Probe: Horn_3117_00167055_(1-18GHz)	Polarity: Vertical
EUT: WiFi 7 (802.11be) 2x2 Dual Band Dual Concurrent Wireless Module	Power: 3.3 Vdc
Note: Mode 5：Transmit at 6475MHz by 802.11be(20MHz)	

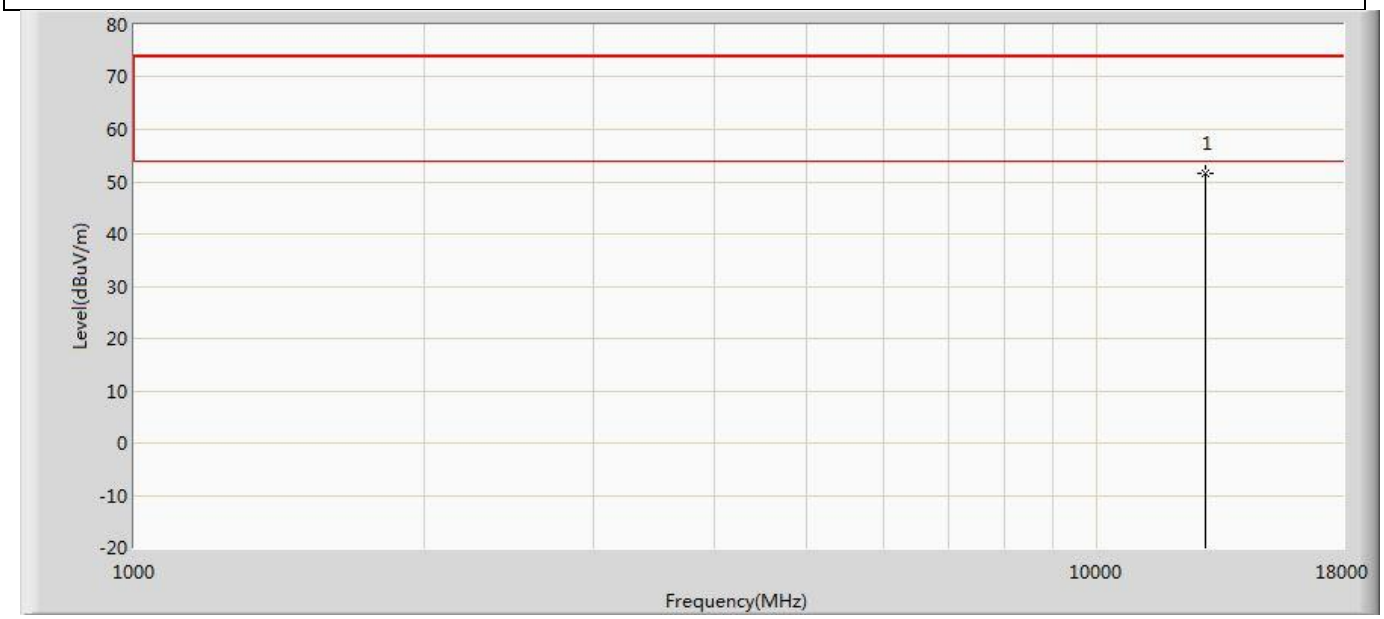

No	Mark	Frequency (MHz)	Measure Level (dBuV/m)	Reading Level (dBuV)	Over Limit (dB)	Limit (dBuV/m)	Factor (dB)	Type
1	*	12950.000	51.669	52.229	-22.331	74.000	-0.560	PK

Profile: 2480675R	Page No.: 284
Engineer: Yu Liu	
Site: AC5	Time: 2024/09/26 - 20:27
Limit: FCC_Part15.209_RE(3m)	Margin: 0
Probe: Horn_3117_00167055_(1-18GHz)	Polarity: Horizontal
EUT: WiFi 7 (802.11be) 2x2 Dual Band Dual Concurrent Wireless Module	Power: 3.3 Vdc
Note: Mode 5：Transmit at 6475MHz by 802.11be(20MHz)	

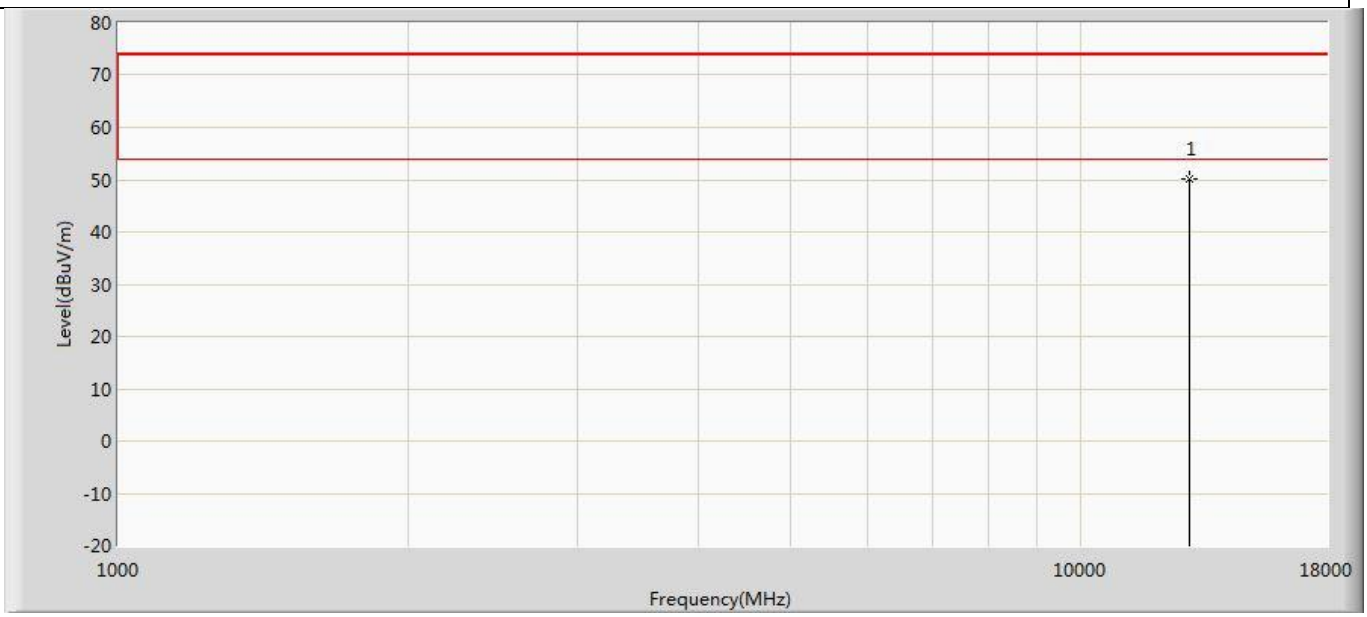

No	Mark	Frequency (MHz)	Measure Level (dBuV/m)	Reading Level (dBuV)	Over Limit (dB)	Limit (dBuV/m)	Factor (dB)	Type
1	*	12950.000	50.241	50.801	-23.759	74.000	-0.560	PK

Profile: 2480675R	Page No.: 285
Engineer: Yu Liu	
Site: AC5	Time: 2024/09/26 - 20:27
Limit: FCC_Part15.209_RE(3m)	Margin: 0
Probe: Horn_3117_00167055_(1-18GHz)	Polarity: Vertical
EUT: WiFi 7 (802.11be) 2x2 Dual Band Dual Concurrent Wireless Module	Power: 3.3 Vdc
Note: Mode 5：Transmit at 6515MHz by 802.11be(20MHz)	

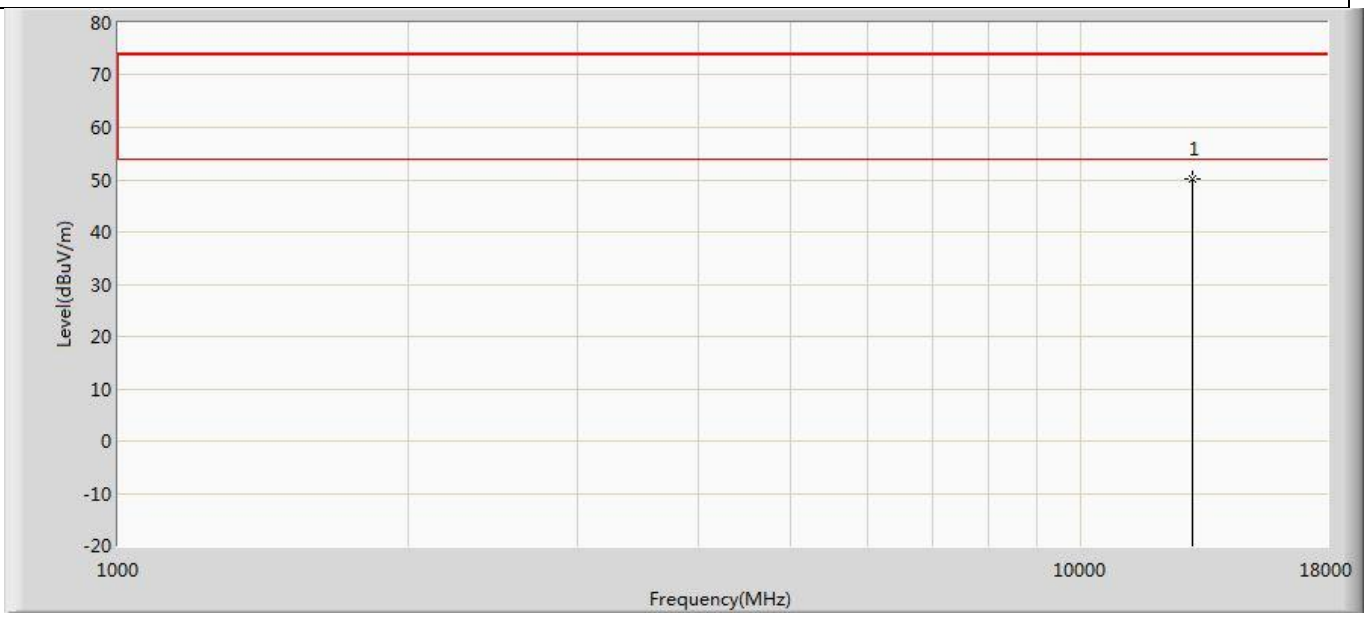

No	Mark	Frequency (MHz)	Measure Level (dBuV/m)	Reading Level (dBuV)	Over Limit (dB)	Limit (dBuV/m)	Factor (dB)	Type
1	*	13030.000	50.133	50.997	-23.867	74.000	-0.864	PK

Profile: 2480675R	Page No.: 286
Engineer: Yu Liu	
Site: AC5	Time: 2024/09/26 - 20:28
Limit: FCC_Part15.209_RE(3m)	Margin: 0
Probe: Horn_3117_00167055_(1-18GHz)	Polarity: Horizontal
EUT: WiFi 7 (802.11be) 2x2 Dual Band Dual Concurrent Wireless Module	Power: 3.3 Vdc
Note: Mode 5：Transmit at 6515MHz by 802.11be(20MHz)	

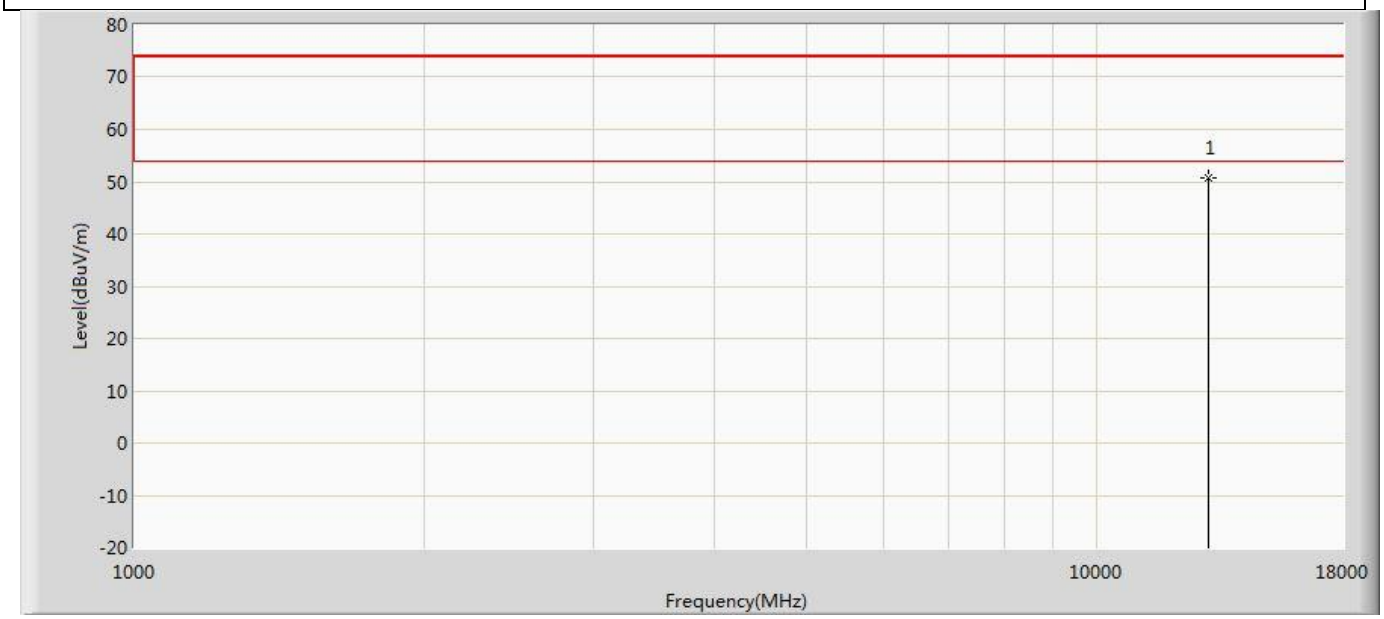

No	Mark	Frequency (MHz)	Measure Level (dBuV/m)	Reading Level (dBuV)	Over Limit (dB)	Limit (dBuV/m)	Factor (dB)	Type
1	*	13030.000	50.618	51.482	-23.382	74.000	-0.864	PK

Profile: 2480675R	Page No.: 287
Engineer: Yu Liu	
Site: AC5	Time: 2024/09/26 - 20:28
Limit: FCC_Part15.209_RE(3m)	Margin: 0
Probe: Horn_3117_00167055_(1-18GHz)	Polarity: Vertical
EUT: WiFi 7 (802.11be) 2x2 Dual Band Dual Concurrent Wireless Module	Power: 3.3 Vdc
Note: Mode 5：Transmit at 6535MHz by 802.11be(20MHz)	

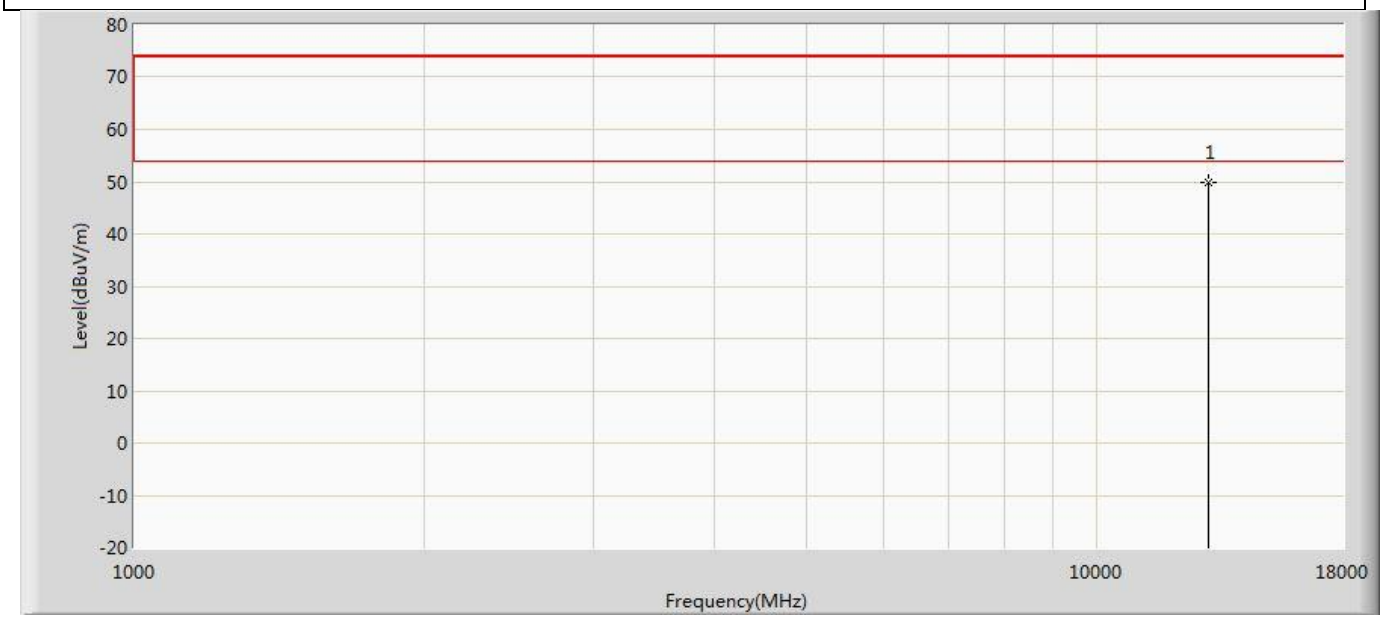

No	Mark	Frequency (MHz)	Measure Level (dBuV/m)	Reading Level (dBuV)	Over Limit (dB)	Limit (dBuV/m)	Factor (dB)	Type
1	*	13070.000	49.863	50.717	-24.137	74.000	-0.854	PK

Profile: 2480675R	Page No.: 288
Engineer: Yu Liu	
Site: AC5	Time: 2024/09/26 - 20:28
Limit: FCC_Part15.209_RE(3m)	Margin: 0
Probe: Horn_3117_00167055_(1-18GHz)	Polarity: Horizontal
EUT: WiFi 7 (802.11be) 2x2 Dual Band Dual Concurrent Wireless Module	Power: 3.3 Vdc
Note: Mode 5：Transmit at 6535MHz by 802.11be(20MHz)	

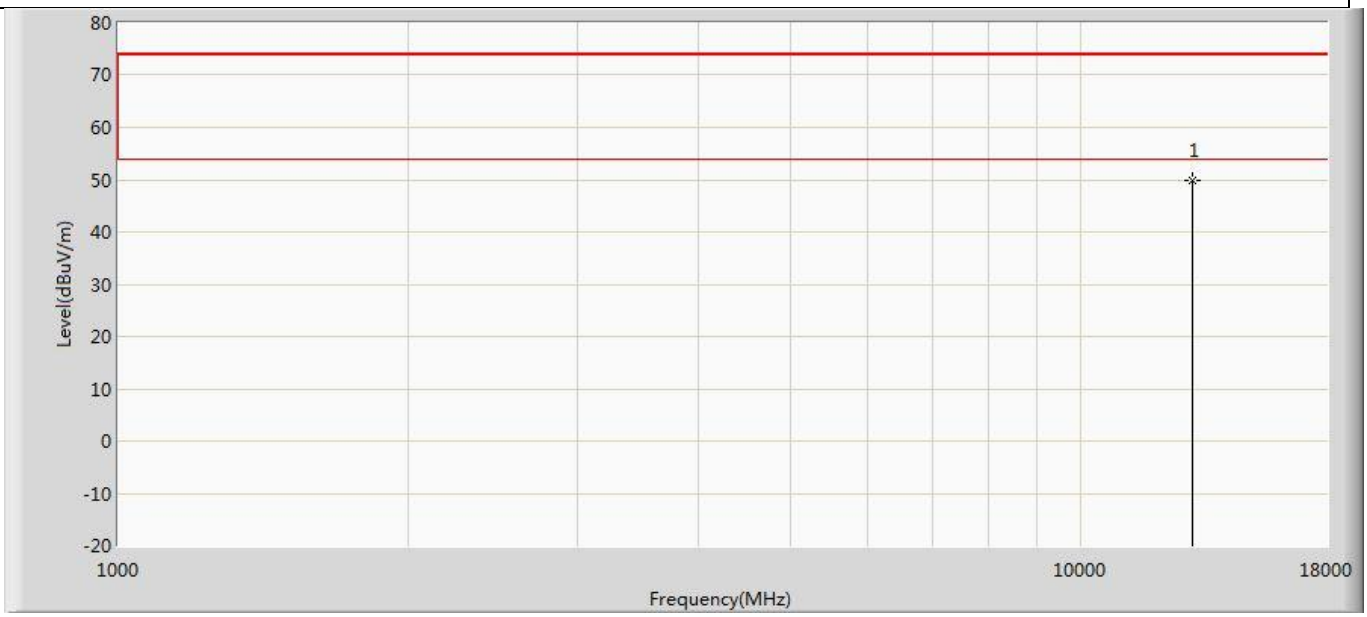

No	Mark	Frequency (MHz)	Measure Level (dBuV/m)	Reading Level (dBuV)	Over Limit (dB)	Limit (dBuV/m)	Factor (dB)	Type
1	*	13070.000	49.815	50.669	-24.185	74.000	-0.854	PK

Profile: 2480675R	Page No.: 289
Engineer: Yu Liu	
Site: AC5	Time: 2024/09/26 - 20:28
Limit: FCC_Part15.209_RE(3m)	Margin: 0
Probe: Horn_3117_00167055_(1-18GHz)	Polarity: Vertical
EUT: WiFi 7 (802.11be) 2x2 Dual Band Dual Concurrent Wireless Module	Power: 3.3 Vdc
Note: Mode 5：Transmit at 6695MHz by 802.11be(20MHz)	

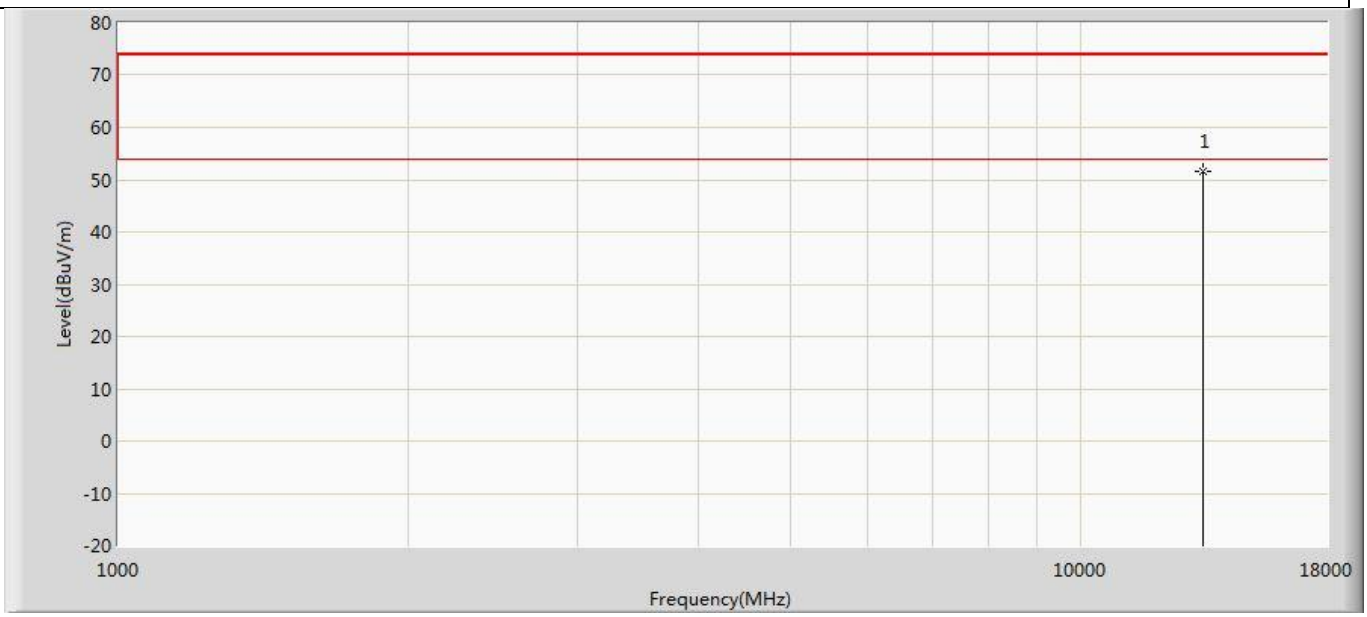

No	Mark	Frequency (MHz)	Measure Level (dBuV/m)	Reading Level (dBuV)	Over Limit (dB)	Limit (dBuV/m)	Factor (dB)	Type
1	*	13390.000	51.487	52.472	-22.513	74.000	-0.986	PK

Profile: 2480675R	Page No.: 290
Engineer: Yu Liu	
Site: AC5	Time: 2024/09/26 - 20:28
Limit: FCC_Part15.209_RE(3m)	Margin: 0
Probe: Horn_3117_00167055_(1-18GHz)	Polarity: Horizontal
EUT: WiFi 7 (802.11be) 2x2 Dual Band Dual Concurrent Wireless Module	Power: 3.3 Vdc
Note: Mode 5：Transmit at 6695MHz by 802.11be(20MHz)	

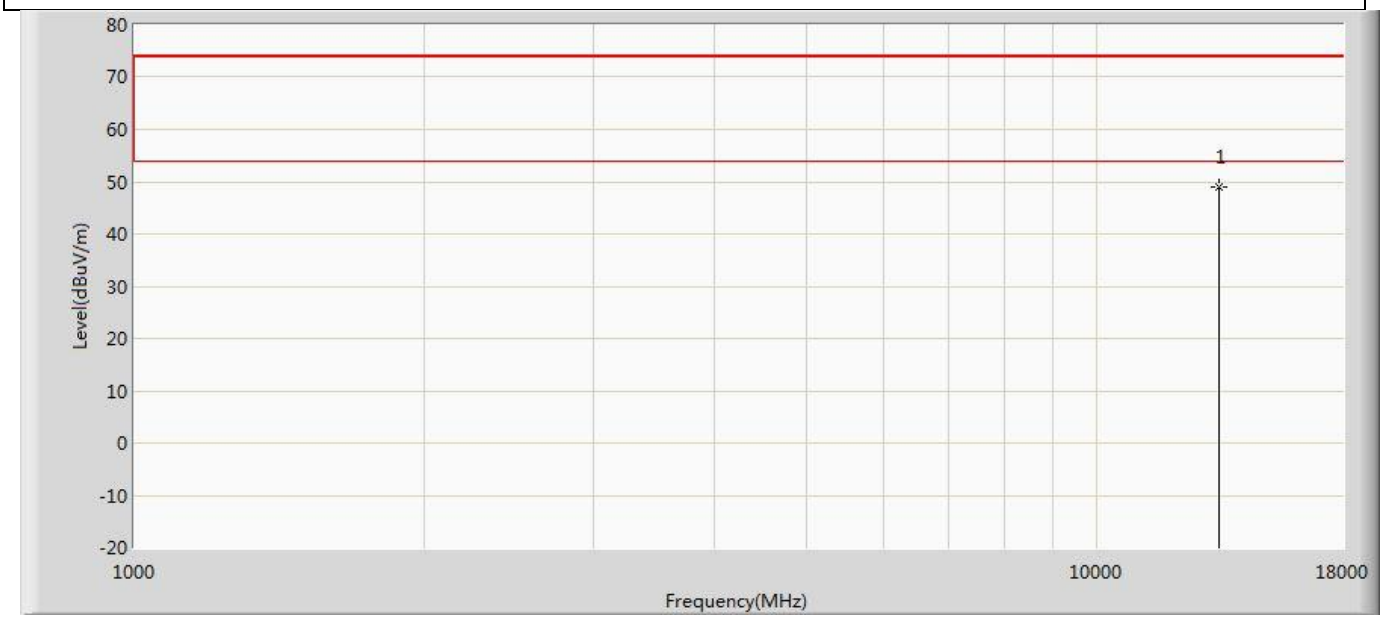

No	Mark	Frequency (MHz)	Measure Level (dBuV/m)	Reading Level (dBuV)	Over Limit (dB)	Limit (dBuV/m)	Factor (dB)	Type
1	*	13390.000	49.055	50.040	-24.945	74.000	-0.986	PK

Profile: 2480675R	Page No.: 291
Engineer: Yu Liu	
Site: AC5	Time: 2024/09/26 - 20:28
Limit: FCC_Part15.209_RE(3m)	Margin: 0
Probe: Horn_3117_00167055_(1-18GHz)	Polarity: Vertical
EUT: WiFi 7 (802.11be) 2x2 Dual Band Dual Concurrent Wireless Module	Power: 3.3 Vdc
Note: Mode 5：Transmit at 6855MHz by 802.11be(20MHz)	

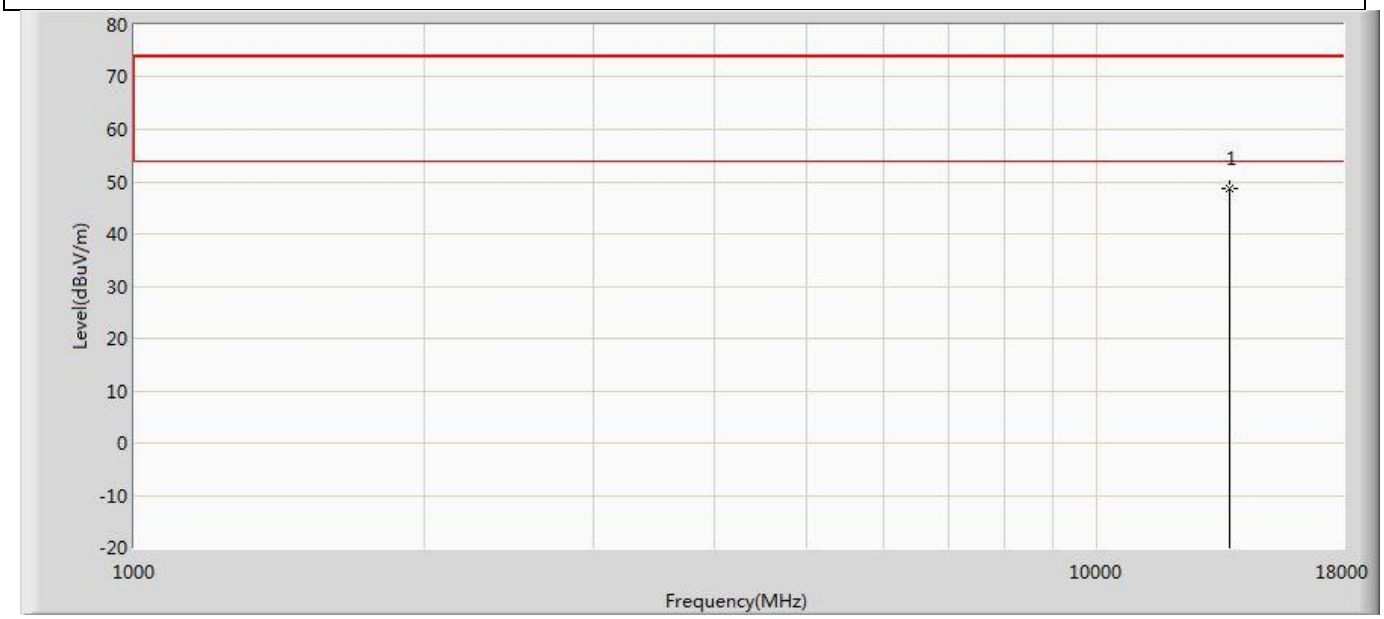

No	Mark	Frequency (MHz)	Measure Level (dBuV/m)	Reading Level (dBuV)	Over Limit (dB)	Limit (dBuV/m)	Factor (dB)	Type
1	*	13710.000	48.735	50.484	-25.265	74.000	-1.749	PK

Profile: 2480675R	Page No.: 292
Engineer: Yu Liu	
Site: AC5	Time: 2024/09/26 - 20:28
Limit: FCC_Part15.209_RE(3m)	Margin: 0
Probe: Horn_3117_00167055_(1-18GHz)	Polarity: Horizontal
EUT: WiFi 7 (802.11be) 2x2 Dual Band Dual Concurrent Wireless Module	Power: 3.3 Vdc
Note: Mode 5：Transmit at 6855MHz by 802.11be(20MHz)	

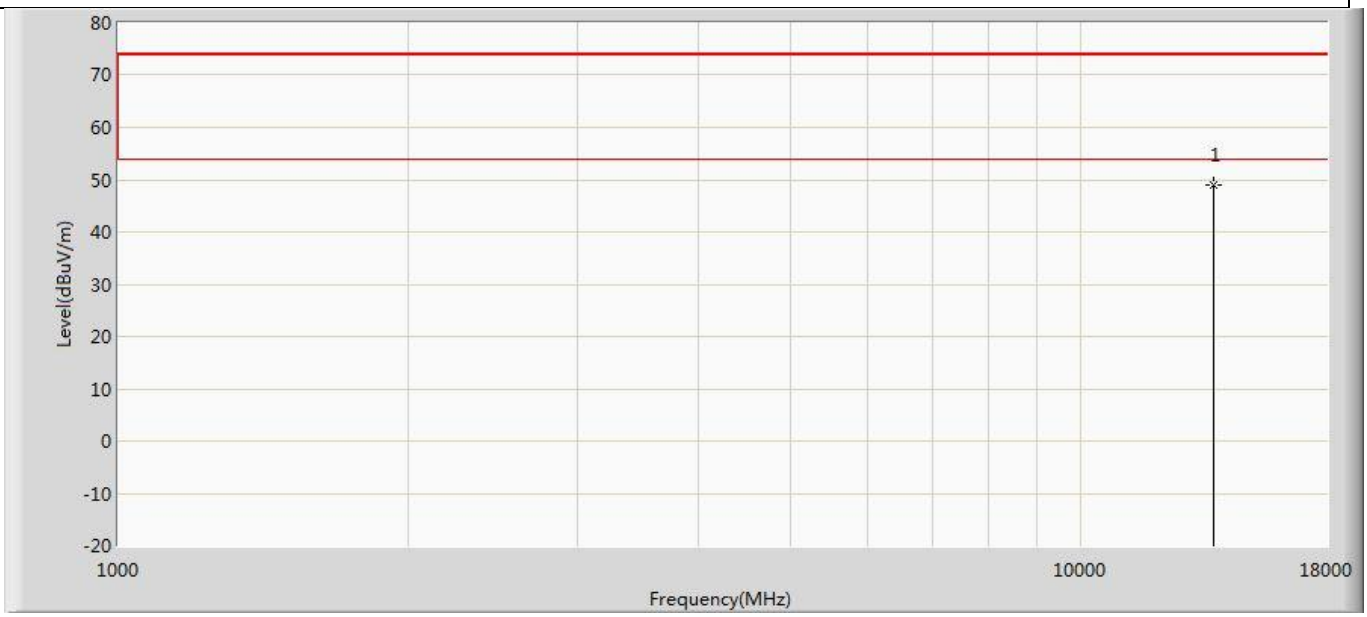

No	Mark	Frequency (MHz)	Measure Level (dBuV/m)	Reading Level (dBuV)	Over Limit (dB)	Limit (dBuV/m)	Factor (dB)	Type
1	*	13710.000	48.945	50.694	-25.055	74.000	-1.749	PK

Profile: 2480675R	Page No.: 293
Engineer: Yu Liu	
Site: AC5	Time: 2024/09/26 - 20:28
Limit: FCC_Part15.209_RE(3m)	Margin: 0
Probe: Horn_3117_00167055_(1-18GHz)	Polarity: Vertical
EUT: WiFi 7 (802.11be) 2x2 Dual Band Dual Concurrent Wireless Module	Power: 3.3 Vdc
Note: Mode 5：Transmit at 6875MHz by 802.11be(20MHz)	

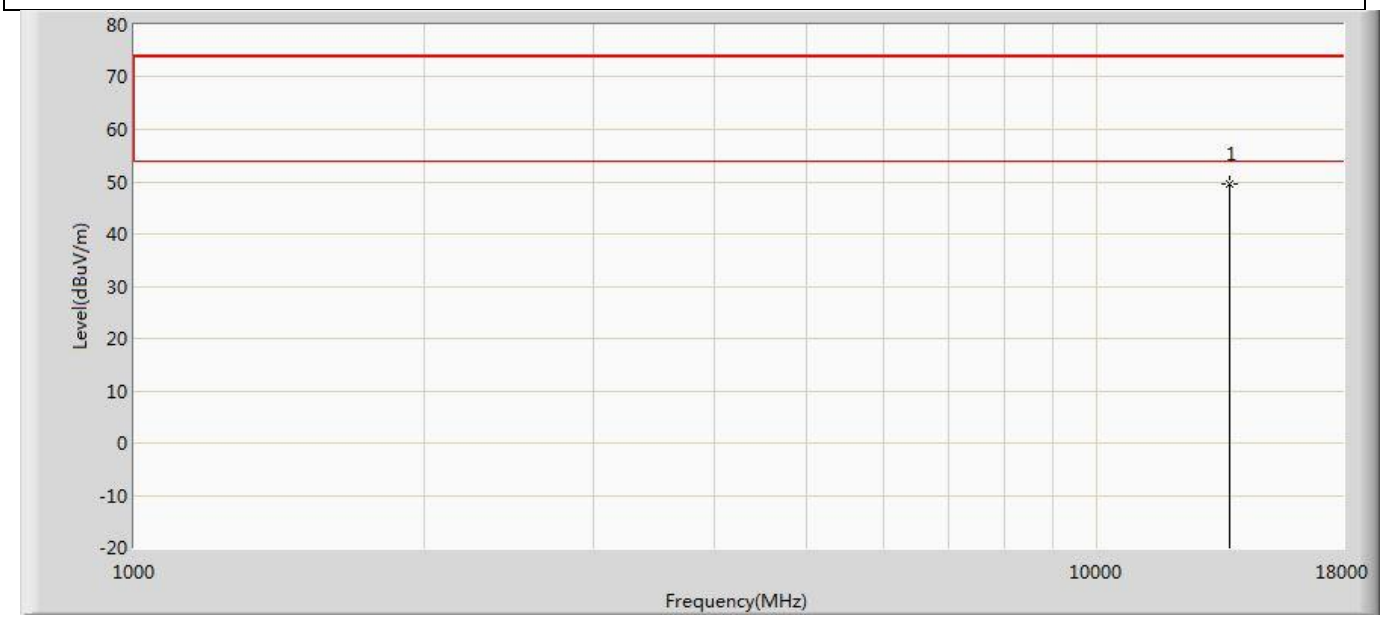

No	Mark	Frequency (MHz)	Measure Level (dBuV/m)	Reading Level (dBuV)	Over Limit (dB)	Limit (dBuV/m)	Factor (dB)	Type
1	*	13750.000	49.622	51.202	-24.378	74.000	-1.580	PK

Profile: 2480675R	Page No.: 294
Engineer: Yu Liu	
Site: AC5	Time: 2024/09/26 - 20:28
Limit: FCC_Part15.209_RE(3m)	Margin: 0
Probe: Horn_3117_00167055_(1-18GHz)	Polarity: Horizontal
EUT: WiFi 7 (802.11be) 2x2 Dual Band Dual Concurrent Wireless Module	Power: 3.3 Vdc
Note: Mode 5：Transmit at 6875MHz by 802.11be(20MHz)	

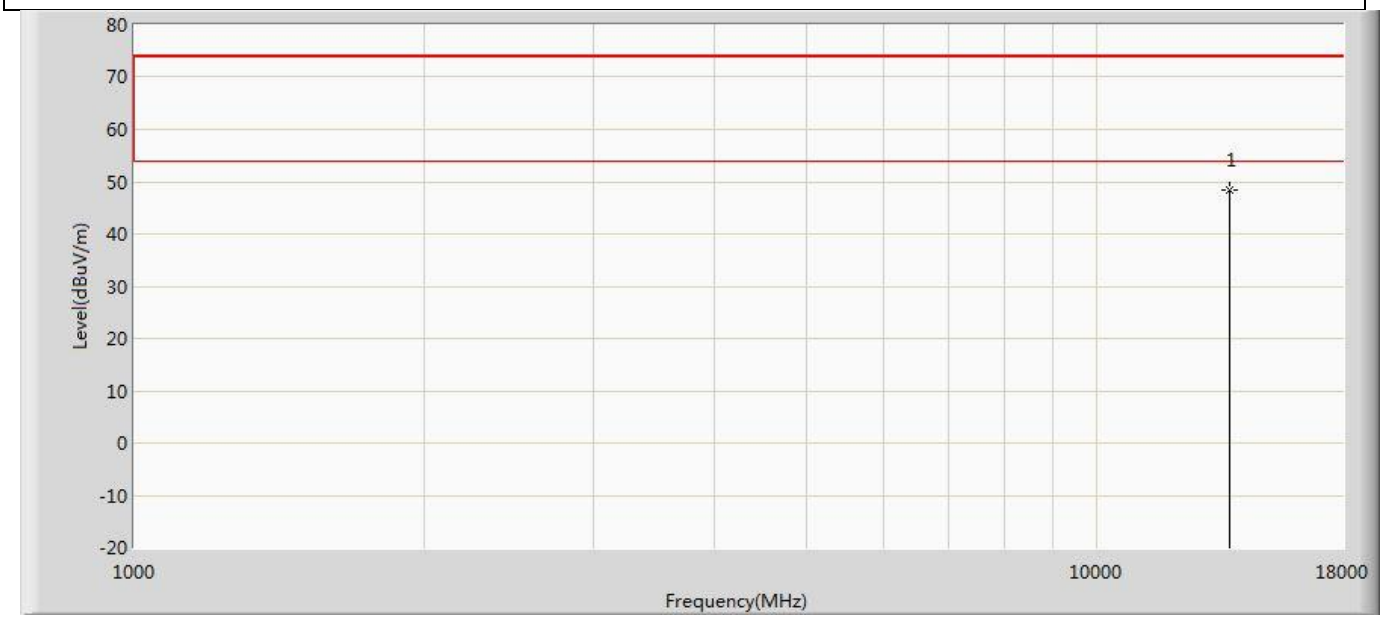

No	Mark	Frequency (MHz)	Measure Level (dBuV/m)	Reading Level (dBuV)	Over Limit (dB)	Limit (dBuV/m)	Factor (dB)	Type
1	*	13750.000	48.402	49.982	-25.598	74.000	-1.580	PK

Profile: 2480675R	Page No.: 295
Engineer: Yu Liu	
Site: AC5	Time: 2024/09/26 - 20:28
Limit: FCC_Part15.209_RE(3m)	Margin: 0
Probe: Horn_3117_00167055_(1-18GHz)	Polarity: Vertical
EUT: WiFi 7 (802.11be) 2x2 Dual Band Dual Concurrent Wireless Module	Power: 3.3 Vdc
Note: Mode 5：Transmit at 6895MHz by 802.11be(20MHz)	

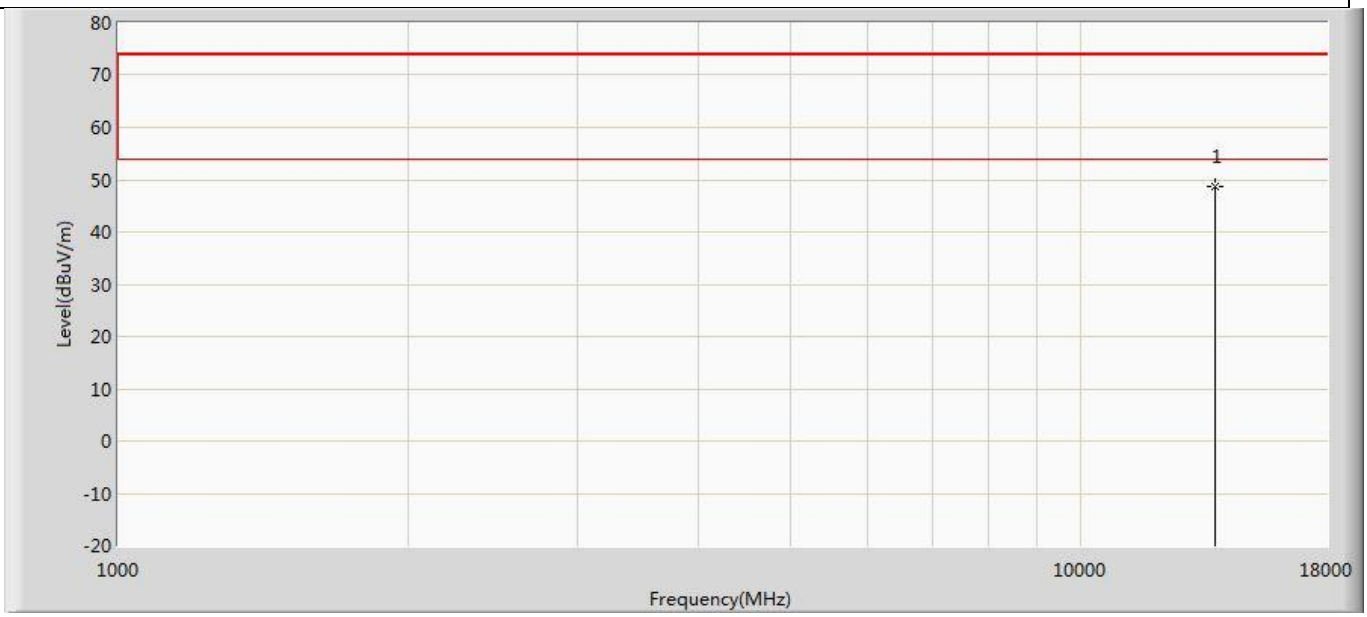

No	Mark	Frequency (MHz)	Measure Level (dBuV/m)	Reading Level (dBuV)	Over Limit (dB)	Limit (dBuV/m)	Factor (dB)	Type
1	*	13790.000	48.745	50.523	-25.255	74.000	-1.778	PK

Profile: 2480675R	Page No.: 296
Engineer: Yu Liu	
Site: AC5	Time: 2024/09/26 - 20:28
Limit: FCC_Part15.209_RE(3m)	Margin: 0
Probe: Horn_3117_00167055_(1-18GHz)	Polarity: Horizontal
EUT: WiFi 7 (802.11be) 2x2 Dual Band Dual Concurrent Wireless Module	Power: 3.3 Vdc
Note: Mode 5：Transmit at 6895MHz by 802.11be(20MHz)	

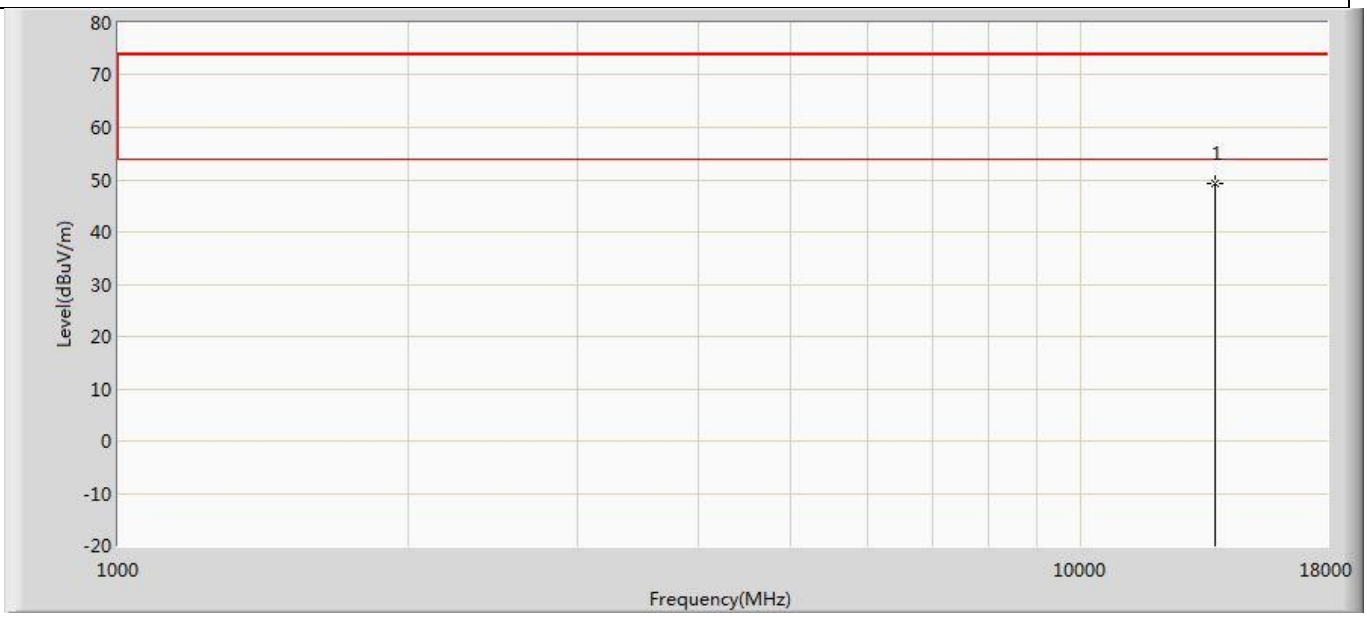

No	Mark	Frequency (MHz)	Measure Level (dBuV/m)	Reading Level (dBuV)	Over Limit (dB)	Limit (dBuV/m)	Factor (dB)	Type
1	*	13790.000	49.216	50.994	-24.784	74.000	-1.778	PK

Profile: 2480675R	Page No.: 297
Engineer: Yu Liu	
Site: AC5	Time: 2024/09/26 - 20:29
Limit: FCC_Part15.209_RE(3m)	Margin: 0
Probe: Horn_3117_00167055_(1-18GHz)	Polarity: Vertical
EUT: WiFi 7 (802.11be) 2x2 Dual Band Dual Concurrent Wireless Module	Power: 3.3 Vdc
Note: Mode 5：Transmit at 6995MHz by 802.11be(20MHz)	

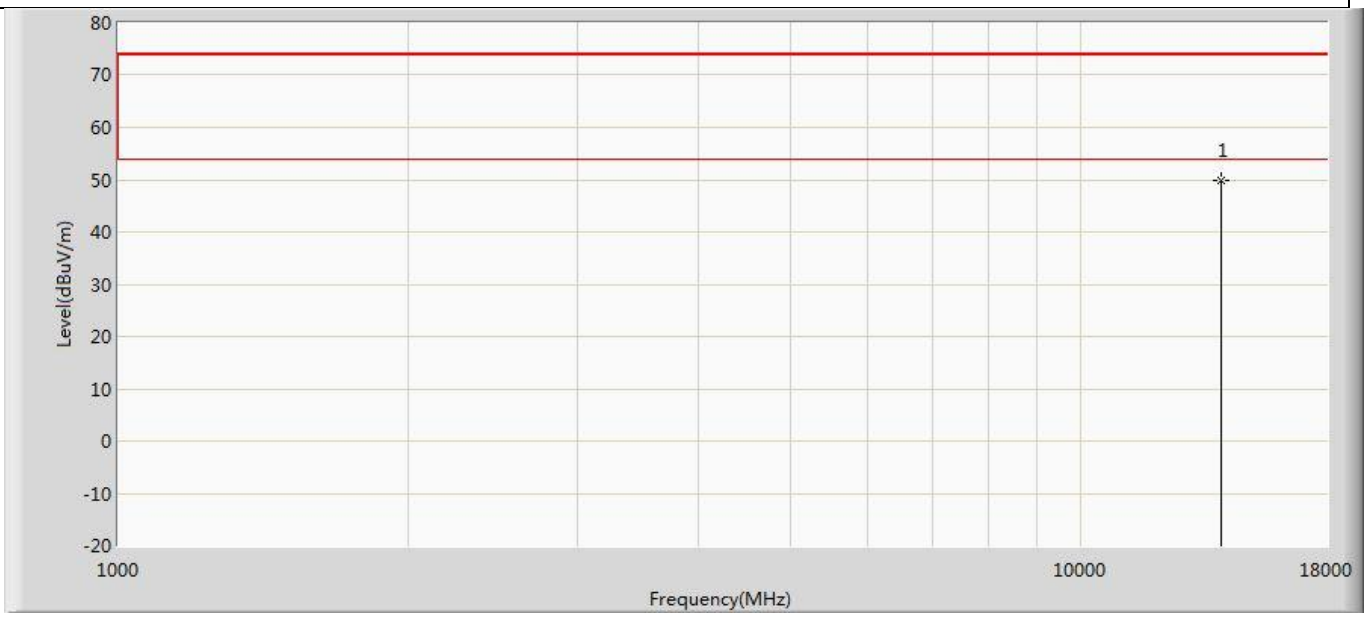

No	Mark	Frequency (MHz)	Measure Level (dBuV/m)	Reading Level (dBuV)	Over Limit (dB)	Limit (dBuV/m)	Factor (dB)	Type
1	*	13990.000	49.832	51.029	-24.168	74.000	-1.196	PK

Profile: 2480675R	Page No.: 298
Engineer: Yu Liu	
Site: AC5	Time: 2024/09/26 - 20:29
Limit: FCC_Part15.209_RE(3m)	Margin: 0
Probe: Horn_3117_00167055_(1-18GHz)	Polarity: Horizontal
EUT: WiFi 7 (802.11be) 2x2 Dual Band Dual Concurrent Wireless Module	Power: 3.3 Vdc
Note: Mode 5：Transmit at 6995MHz by 802.11be(20MHz)	

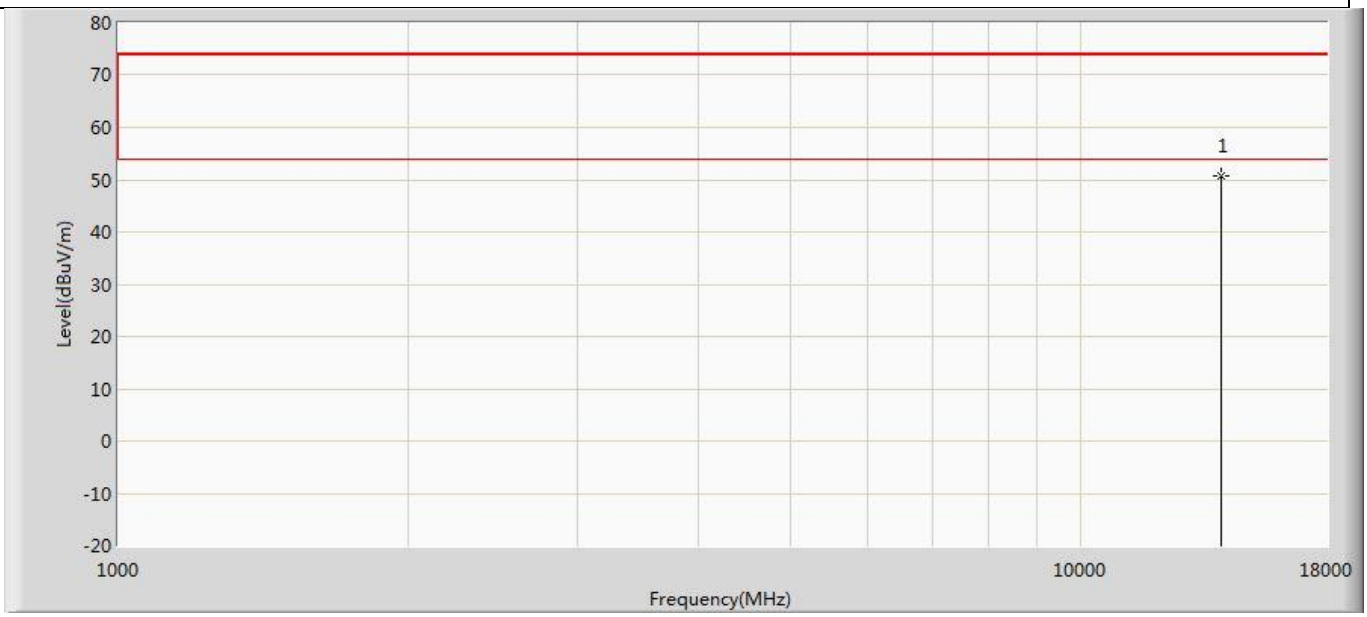

No	Mark	Frequency (MHz)	Measure Level (dBuV/m)	Reading Level (dBuV)	Over Limit (dB)	Limit (dBuV/m)	Factor (dB)	Type
1	*	13990.000	50.832	52.029	-23.168	74.000	-1.196	PK

Profile: 2480675R	Page No.: 299
Engineer: Yu Liu	
Site: AC5	Time: 2024/09/26 - 20:29
Limit: FCC_Part15.209_RE(3m)	Margin: 0
Probe: Horn_3117_00167055_(1-18GHz)	Polarity: Vertical
EUT: WiFi 7 (802.11be) 2x2 Dual Band Dual Concurrent Wireless Module	Power: 3.3 Vdc
Note: Mode 5：Transmit at 7115MHz by 802.11be(20MHz)	

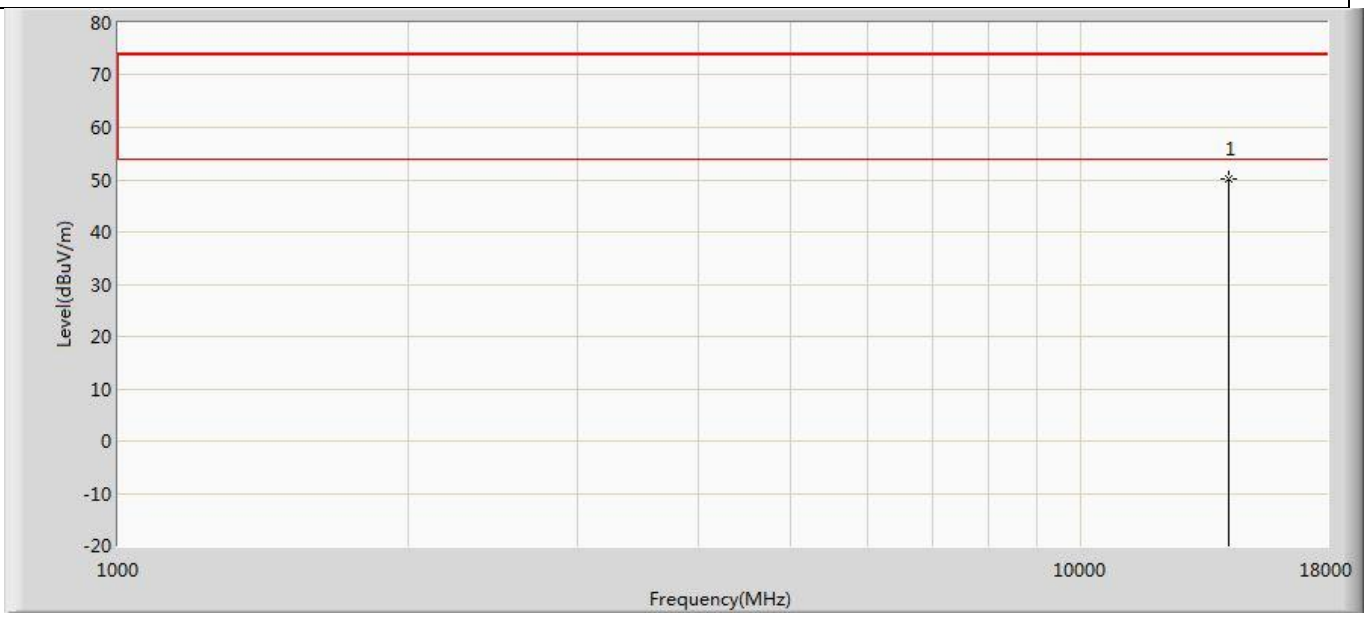

No	Mark	Frequency (MHz)	Measure Level (dBuV/m)	Reading Level (dBuV)	Over Limit (dB)	Limit (dBuV/m)	Factor (dB)	Type
1	*	14230.000	50.034	50.805	-23.966	74.000	-0.770	PK

Profile: 2480675R	Page No.: 300
Engineer: Yu Liu	
Site: AC5	Time: 2024/09/26 - 20:29
Limit: FCC_Part15.209_RE(3m)	Margin: 0
Probe: Horn_3117_00167055_(1-18GHz)	Polarity: Horizontal
EUT: WiFi 7 (802.11be) 2x2 Dual Band Dual Concurrent Wireless Module	Power: 3.3 Vdc
Note: Mode 5：Transmit at 7115MHz by 802.11be(20MHz)	

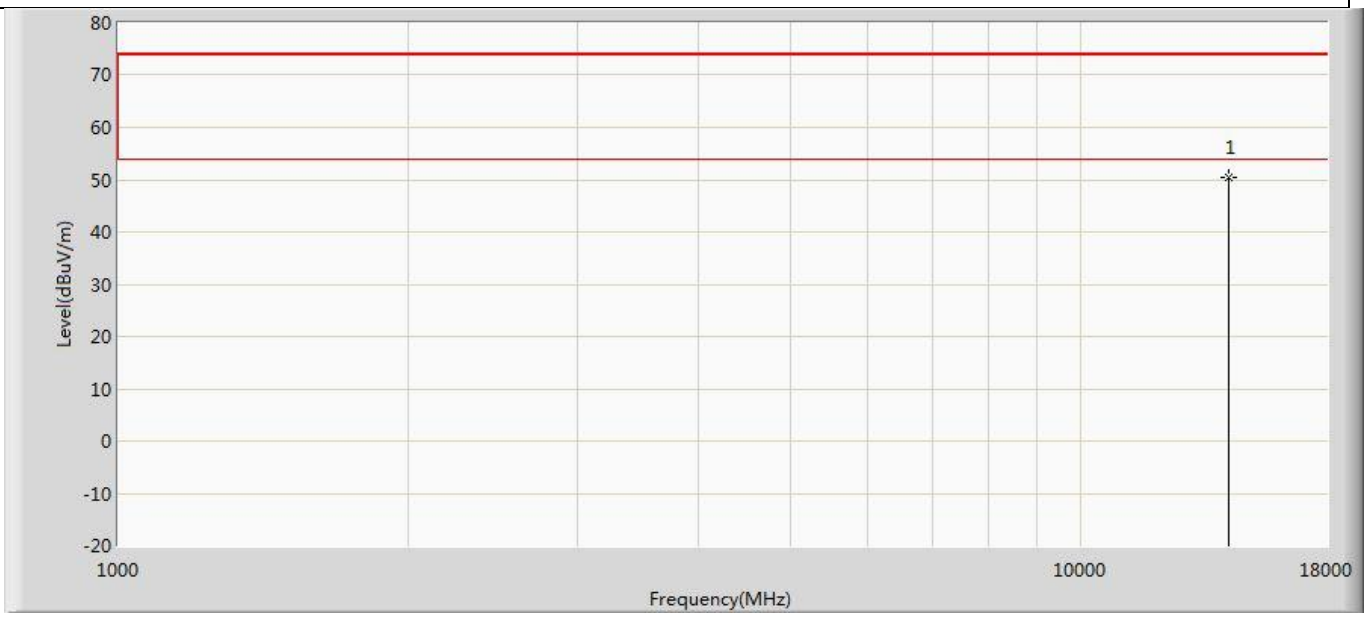

No	Mark	Frequency (MHz)	Measure Level (dBuV/m)	Reading Level (dBuV)	Over Limit (dB)	Limit (dBuV/m)	Factor (dB)	Type
1	*	14230.000	50.325	51.096	-23.675	74.000	-0.770	PK

Profile: 2480675R	Page No.: 301
Engineer: Yu Liu	
Site: AC5	Time: 2024/09/26 - 20:29
Limit: FCC_Part15.209_RE(3m)	Margin: 0
Probe: Horn_3117_00167055_(1-18GHz)	Polarity: Vertical
EUT: WiFi 7 (802.11be) 2x2 Dual Band Dual Concurrent Wireless Module	Power: 3.3 Vdc
Note: Mode 6：Transmit at 5965MHz by 802.11be(40MHz)	

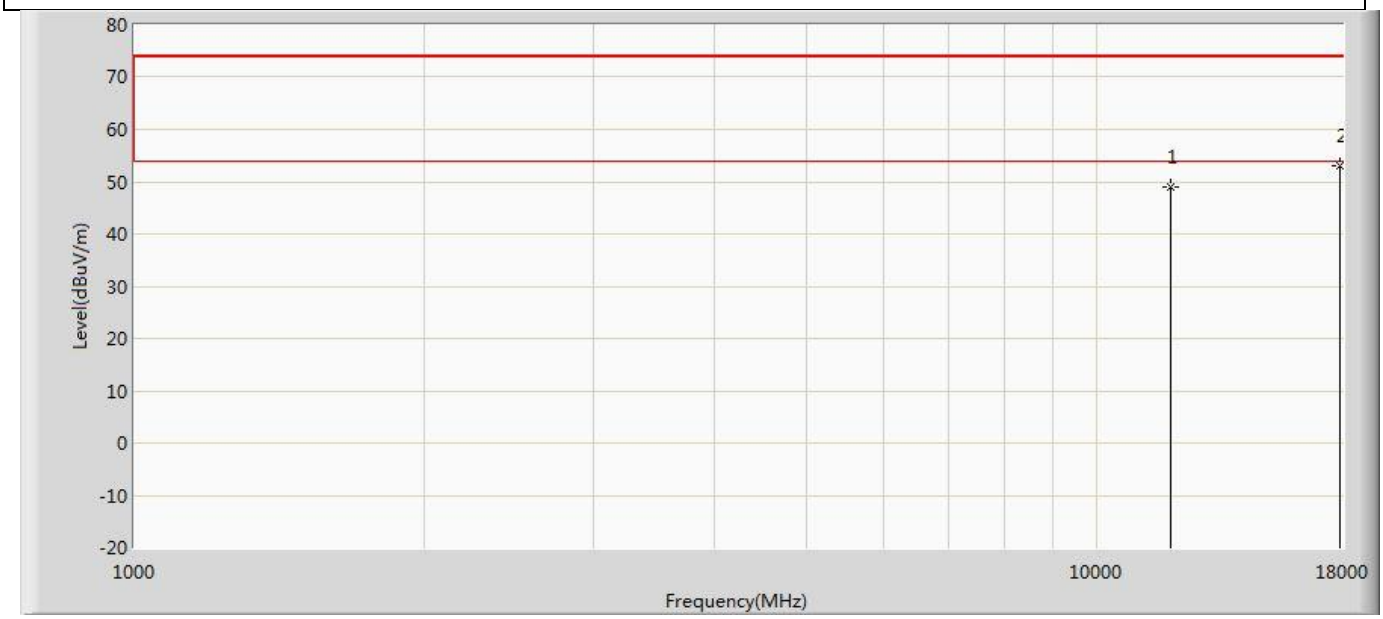

No	Mark	Frequency (MHz)	Measure Level (dBuV/m)	Reading Level (dBuV)	Over Limit (dB)	Limit (dBuV/m)	Factor (dB)	Type
1		11930.000	48.843	49.707	-25.157	74.000	-0.865	PK
2	*	17895.000	53.004	50.204	-20.996	74.000	2.799	PK

Profile: 2480675R	Page No.: 302
Engineer: Yu Liu	
Site: AC5	Time: 2024/09/26 - 20:29
Limit: FCC_Part15.209_RE(3m)	Margin: 0
Probe: Horn_3117_00167055_(1-18GHz)	Polarity: Horizontal
EUT: WiFi 7 (802.11be) 2x2 Dual Band Dual Concurrent Wireless Module	Power: 3.3 Vdc
Note: Mode 6：Transmit at 5965MHz by 802.11be(40MHz)	

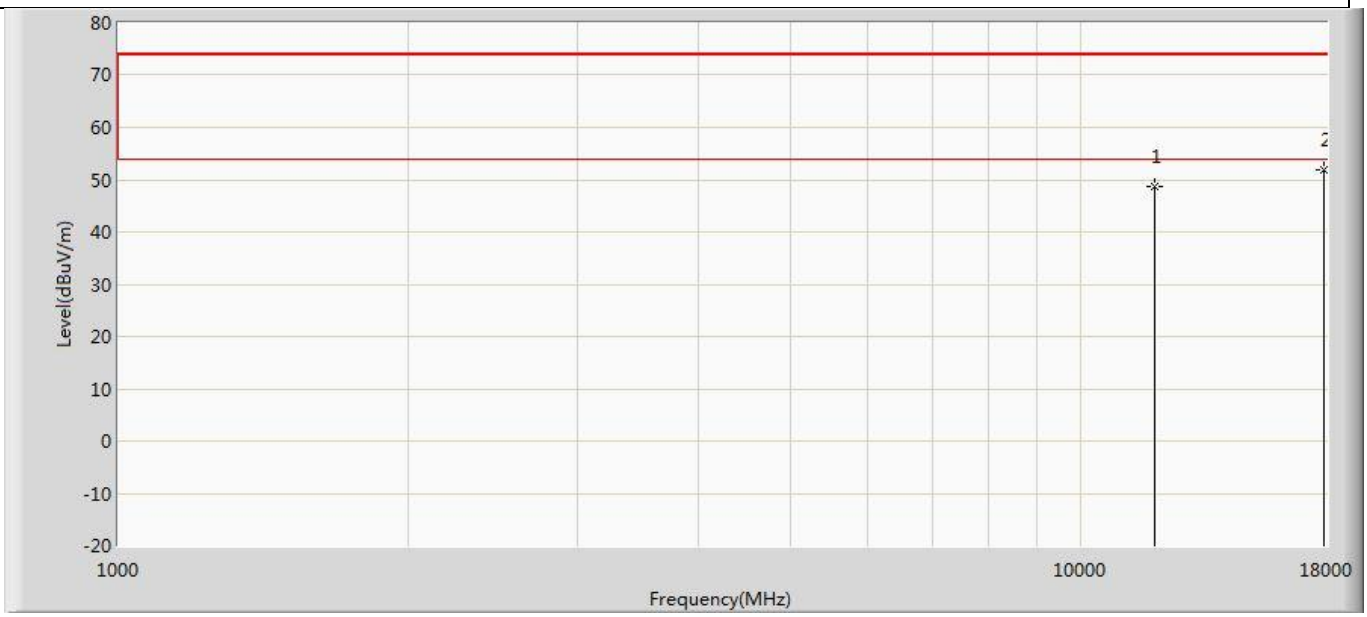

No	Mark	Frequency (MHz)	Measure Level (dBuV/m)	Reading Level (dBuV)	Over Limit (dB)	Limit (dBuV/m)	Factor (dB)	Type
1		11930.000	48.783	49.647	-25.217	74.000	-0.865	PK
2	*	17895.000	51.747	48.947	-22.253	74.000	2.799	PK

Profile: 2480675R	Page No.: 303
Engineer: Yu Liu	
Site: AC5	Time: 2024/09/26 - 20:29
Limit: FCC_Part15.209_RE(3m)	Margin: 0
Probe: Horn_3117_00167055_(1-18GHz)	Polarity: Vertical
EUT: WiFi 7 (802.11be) 2x2 Dual Band Dual Concurrent Wireless Module	Power: 3.3 Vdc
Note: Mode 6：Transmit at 6165MHz by 802.11be(40MHz)	

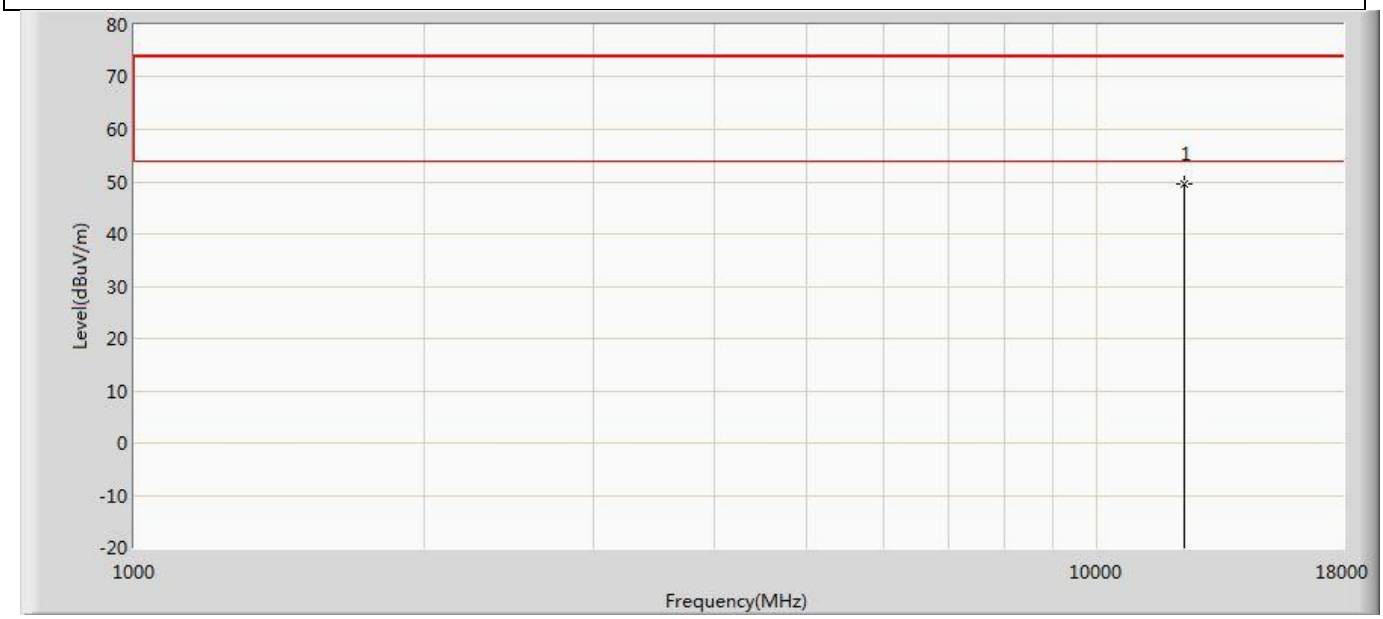

No	Mark	Frequency (MHz)	Measure Level (dBuV/m)	Reading Level (dBuV)	Over Limit (dB)	Limit (dBuV/m)	Factor (dB)	Type
1	*	12330.000	49.507	50.327	-24.493	74.000	-0.820	PK

Profile: 2480675R	Page No.: 304
Engineer: Yu Liu	
Site: AC5	Time: 2024/09/26 - 20:29
Limit: FCC_Part15.209_RE(3m)	Margin: 0
Probe: Horn_3117_00167055_(1-18GHz)	Polarity: Horizontal
EUT: WiFi 7 (802.11be) 2x2 Dual Band Dual Concurrent Wireless Module	Power: 3.3 Vdc
Note: Mode 6：Transmit at 6165MHz by 802.11be(40MHz)	

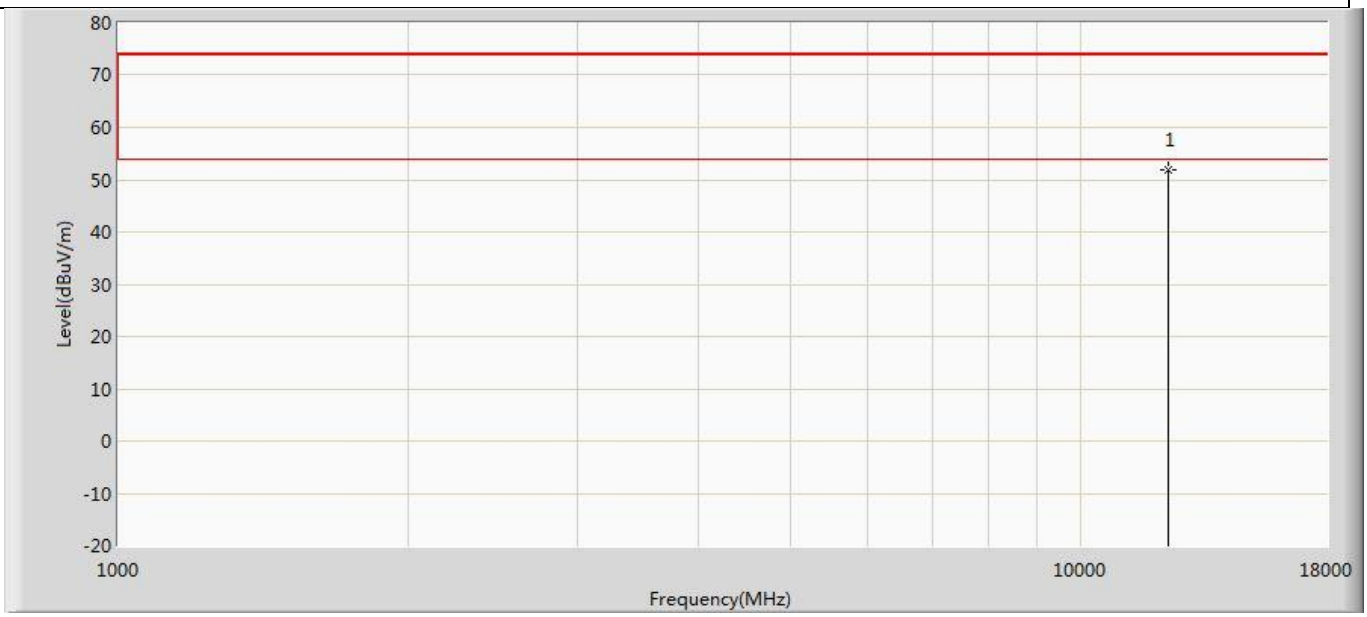

No	Mark	Frequency (MHz)	Measure Level (dBuV/m)	Reading Level (dBuV)	Over Limit (dB)	Limit (dBuV/m)	Factor (dB)	Type
1	*	12330.000	51.755	52.575	-22.245	74.000	-0.820	PK

Profile: 2480675R	Page No.: 305
Engineer: Yu Liu	
Site: AC5	Time: 2024/09/26 - 20:29
Limit: FCC_Part15.209_RE(3m)	Margin: 0
Probe: Horn_3117_00167055_(1-18GHz)	Polarity: Vertical
EUT: WiFi 7 (802.11be) 2x2 Dual Band Dual Concurrent Wireless Module	Power: 3.3 Vdc
Note: Mode 6：Transmit at 6405MHz by 802.11be(40MHz)	

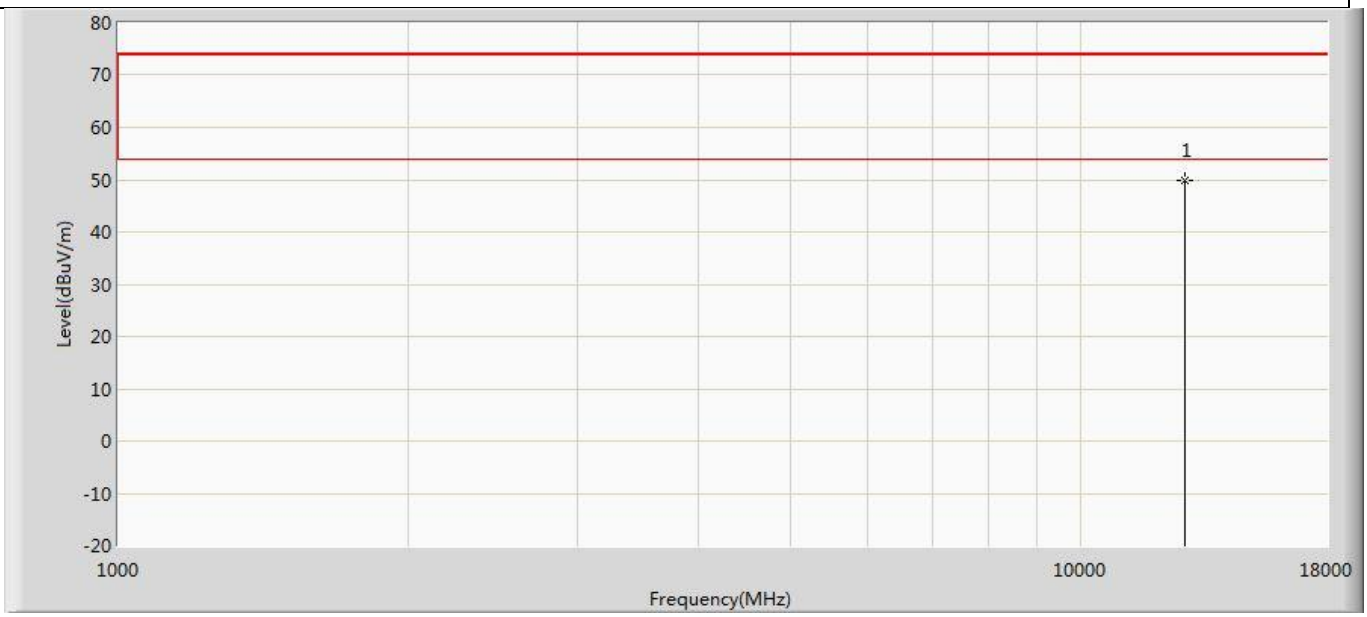

No	Mark	Frequency (MHz)	Measure Level (dBuV/m)	Reading Level (dBuV)	Over Limit (dB)	Limit (dBuV/m)	Factor (dB)	Type
1	*	12810.000	49.833	50.438	-24.167	74.000	-0.605	PK

Profile: 2480675R	Page No.: 306
Engineer: Yu Liu	
Site: AC5	Time: 2024/09/26 - 20:30
Limit: FCC_Part15.209_RE(3m)	Margin: 0
Probe: Horn_3117_00167055_(1-18GHz)	Polarity: Horizontal
EUT: WiFi 7 (802.11be) 2x2 Dual Band Dual Concurrent Wireless Module	Power: 3.3 Vdc
Note: Mode 6：Transmit at 6405MHz by 802.11be(40MHz)	

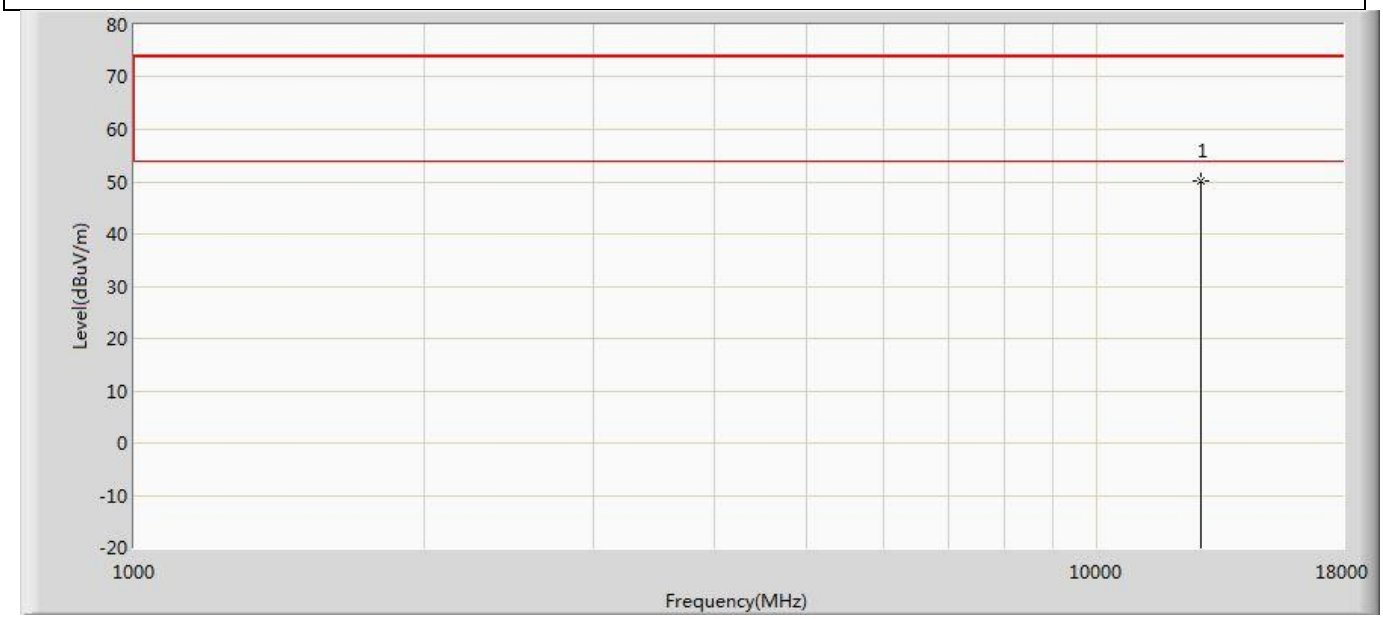

No	Mark	Frequency (MHz)	Measure Level (dBuV/m)	Reading Level (dBuV)	Over Limit (dB)	Limit (dBuV/m)	Factor (dB)	Type
1	*	12810.000	50.254	50.859	-23.746	74.000	-0.605	PK

Profile: 2480675R	Page No.: 307
Engineer: Yu Liu	
Site: AC5	Time: 2024/09/26 - 20:31
Limit: FCC_Part15.209_RE(3m)	Margin: 0
Probe: Horn_3117_00167055_(1-18GHz)	Polarity: Vertical
EUT: WiFi 7 (802.11be) 2x2 Dual Band Dual Concurrent Wireless Module	Power: 3.3 Vdc
Note: Mode 6：Transmit at 6445MHz by 802.11be(40MHz)	

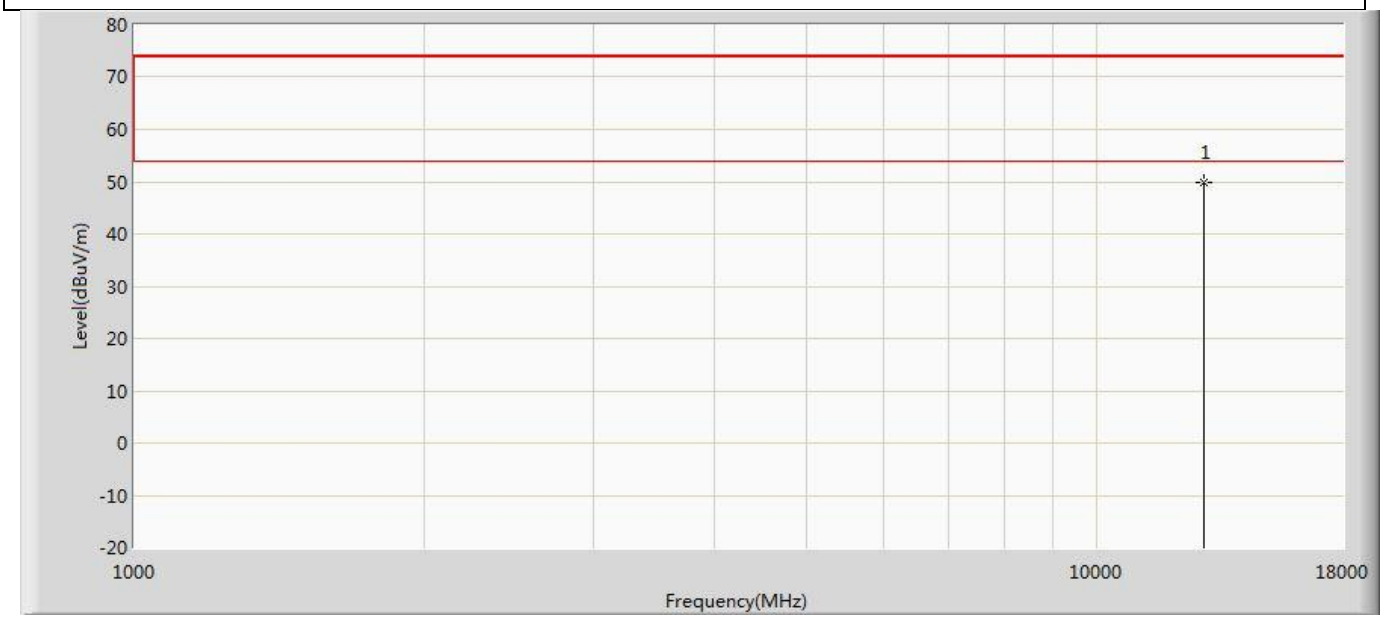

No	Mark	Frequency (MHz)	Measure Level (dBuV/m)	Reading Level (dBuV)	Over Limit (dB)	Limit (dBuV/m)	Factor (dB)	Type
1	*	12890.000	49.957	51.047	-24.043	74.000	-1.090	PK

Profile: 2480675R	Page No.: 308
Engineer: Yu Liu	
Site: AC5	Time: 2024/09/26 - 20:31
Limit: FCC_Part15.209_RE(3m)	Margin: 0
Probe: Horn_3117_00167055_(1-18GHz)	Polarity: Horizontal
EUT: WiFi 7 (802.11be) 2x2 Dual Band Dual Concurrent Wireless Module	Power: 3.3 Vdc
Note: Mode 6：Transmit at 6445MHz by 802.11be(40MHz)	

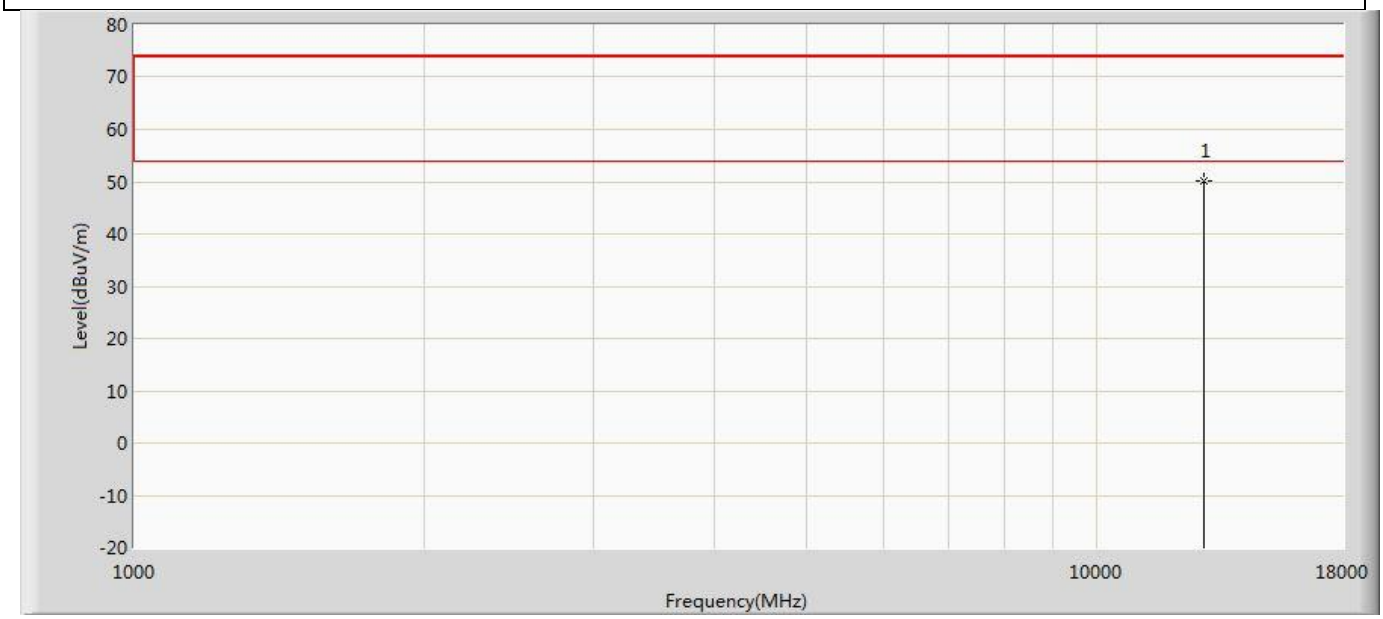

No	Mark	Frequency (MHz)	Measure Level (dBuV/m)	Reading Level (dBuV)	Over Limit (dB)	Limit (dBuV/m)	Factor (dB)	Type
1	*	12890.000	50.024	51.114	-23.976	74.000	-1.090	PK

Profile: 2480675R	Page No.: 309
Engineer: Yu Liu	
Site: AC5	Time: 2024/09/26 - 20:31
Limit: FCC_Part15.209_RE(3m)	Margin: 0
Probe: Horn_3117_00167055_(1-18GHz)	Polarity: Vertical
EUT: WiFi 7 (802.11be) 2x2 Dual Band Dual Concurrent Wireless Module	Power: 3.3 Vdc
Note: Mode 6：Transmit at 6485MHz by 802.11be(40MHz)	

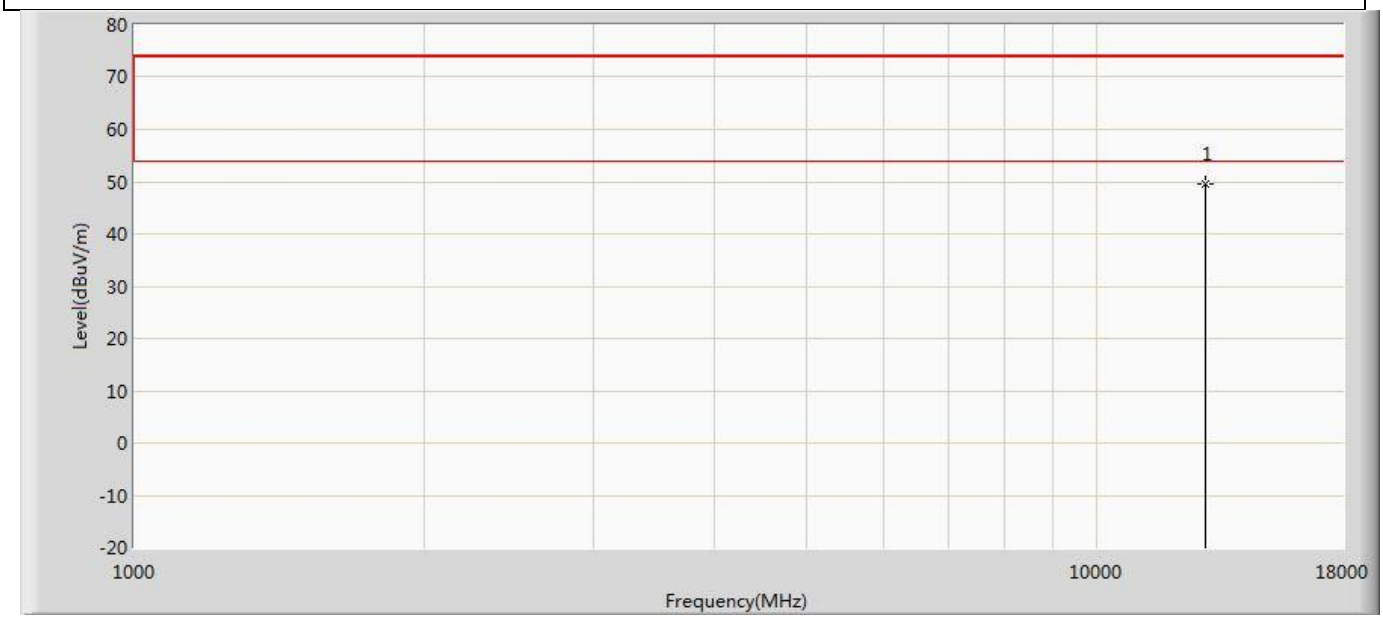

No	Mark	Frequency (MHz)	Measure Level (dBuV/m)	Reading Level (dBuV)	Over Limit (dB)	Limit (dBuV/m)	Factor (dB)	Type
1	*	12970.000	49.683	50.513	-24.317	74.000	-0.829	PK

Profile: 2480675R	Page No.: 310
Engineer: Yu Liu	
Site: AC5	Time: 2024/09/26 - 20:31
Limit: FCC_Part15.209_RE(3m)	Margin: 0
Probe: Horn_3117_00167055_(1-18GHz)	Polarity: Horizontal
EUT: WiFi 7 (802.11be) 2x2 Dual Band Dual Concurrent Wireless Module	Power: 3.3 Vdc
Note: Mode 6：Transmit at 6485MHz by 802.11be(40MHz)	

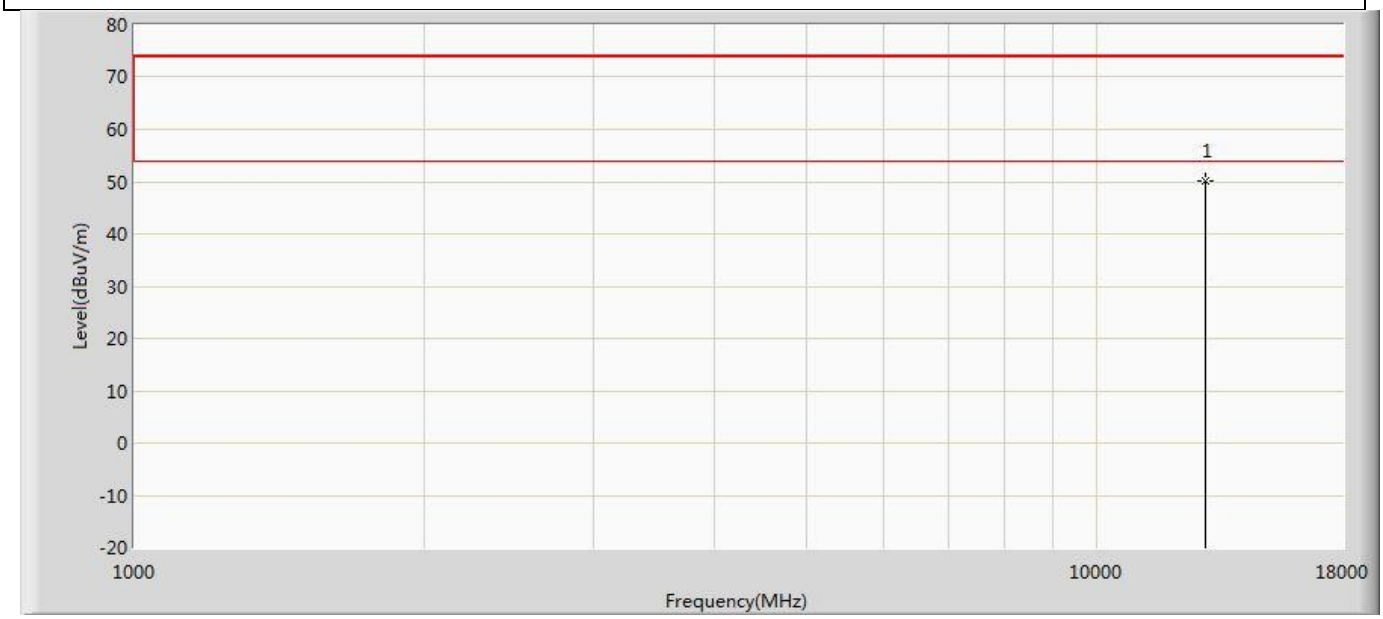

No	Mark	Frequency (MHz)	Measure Level (dBuV/m)	Reading Level (dBuV)	Over Limit (dB)	Limit (dBuV/m)	Factor (dB)	Type
1	*	12970.000	50.016	50.846	-23.984	74.000	-0.829	PK

Profile: 2480675R	Page No.: 311
Engineer: Yu Liu	
Site: AC5	Time: 2024/09/26 - 20:31
Limit: FCC_Part15.209_RE(3m)	Margin: 0
Probe: Horn_3117_00167055_(1-18GHz)	Polarity: Vertical
EUT: WiFi 7 (802.11be) 2x2 Dual Band Dual Concurrent Wireless Module	Power: 3.3 Vdc
Note: Mode 6：Transmit at 6525MHz by 802.11be(40MHz)	

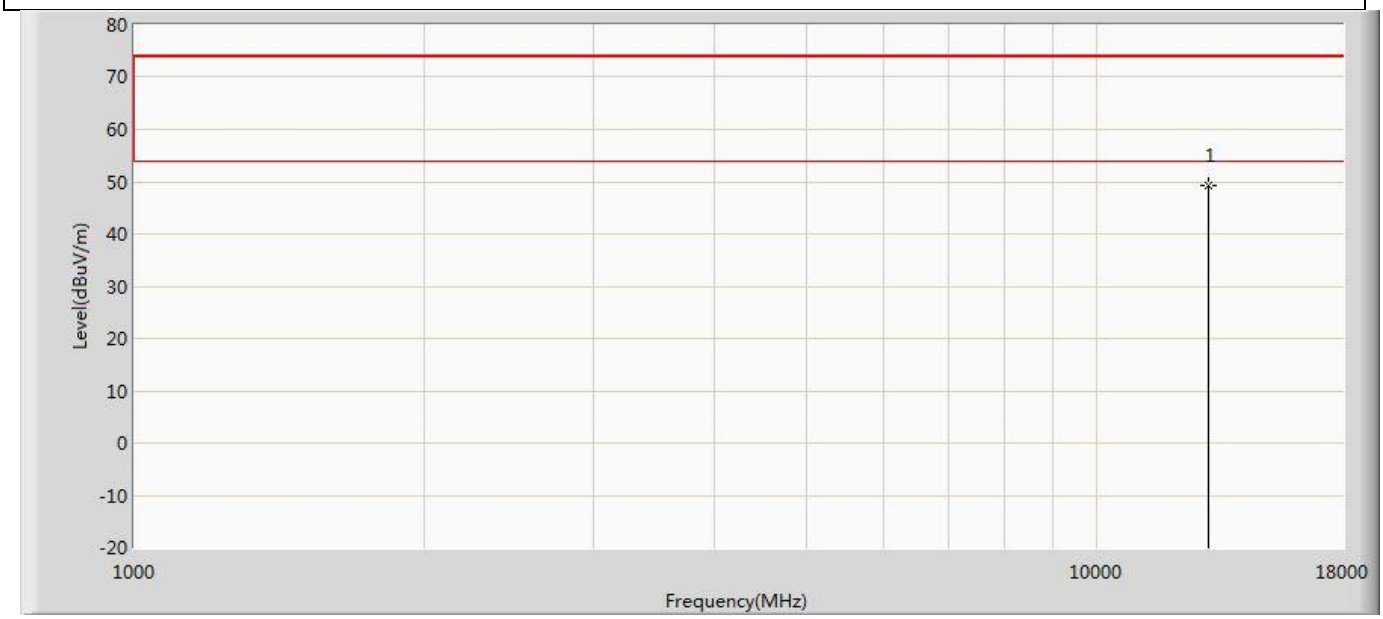

No	Mark	Frequency (MHz)	Measure Level (dBuV/m)	Reading Level (dBuV)	Over Limit (dB)	Limit (dBuV/m)	Factor (dB)	Type
1	*	13050.000	49.227	50.477	-24.773	74.000	-1.250	PK

Profile: 2480675R	Page No.: 312
Engineer: Yu Liu	
Site: AC5	Time: 2024/09/26 - 20:31
Limit: FCC_Part15.209_RE(3m)	Margin: 0
Probe: Horn_3117_00167055_(1-18GHz)	Polarity: Horizontal
EUT: WiFi 7 (802.11be) 2x2 Dual Band Dual Concurrent Wireless Module	Power: 3.3 Vdc
Note: Mode 6：Transmit at 6525MHz by 802.11be(40MHz)	

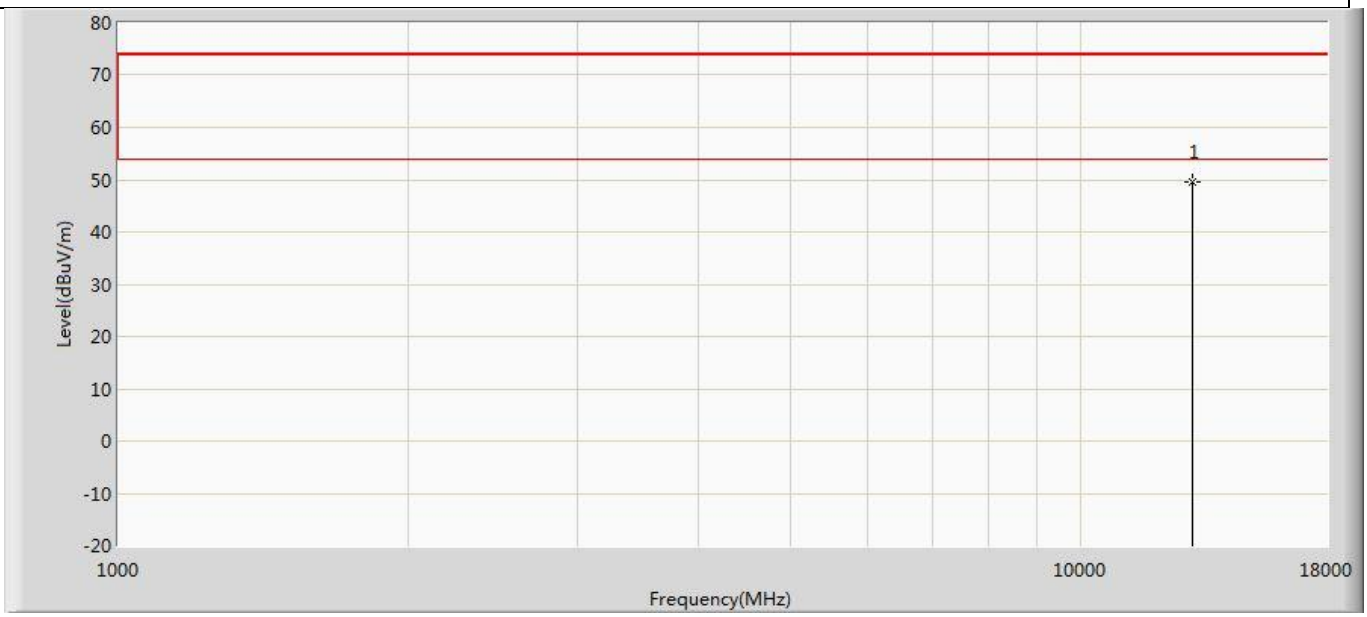

No	Mark	Frequency (MHz)	Measure Level (dBuV/m)	Reading Level (dBuV)	Over Limit (dB)	Limit (dBuV/m)	Factor (dB)	Type
1	*	13050.000	49.579	50.829	-24.421	74.000	-1.250	PK

Profile: 2480675R	Page No.: 313
Engineer: Yu Liu	
Site: AC5	Time: 2024/09/26 - 20:31
Limit: FCC_Part15.209_RE(3m)	Margin: 0
Probe: Horn_3117_00167055_(1-18GHz)	Polarity: Vertical
EUT: WiFi 7 (802.11be) 2x2 Dual Band Dual Concurrent Wireless Module	Power: 3.3 Vdc
Note: Mode 6：Transmit at 6565MHz by 802.11be(40MHz)	

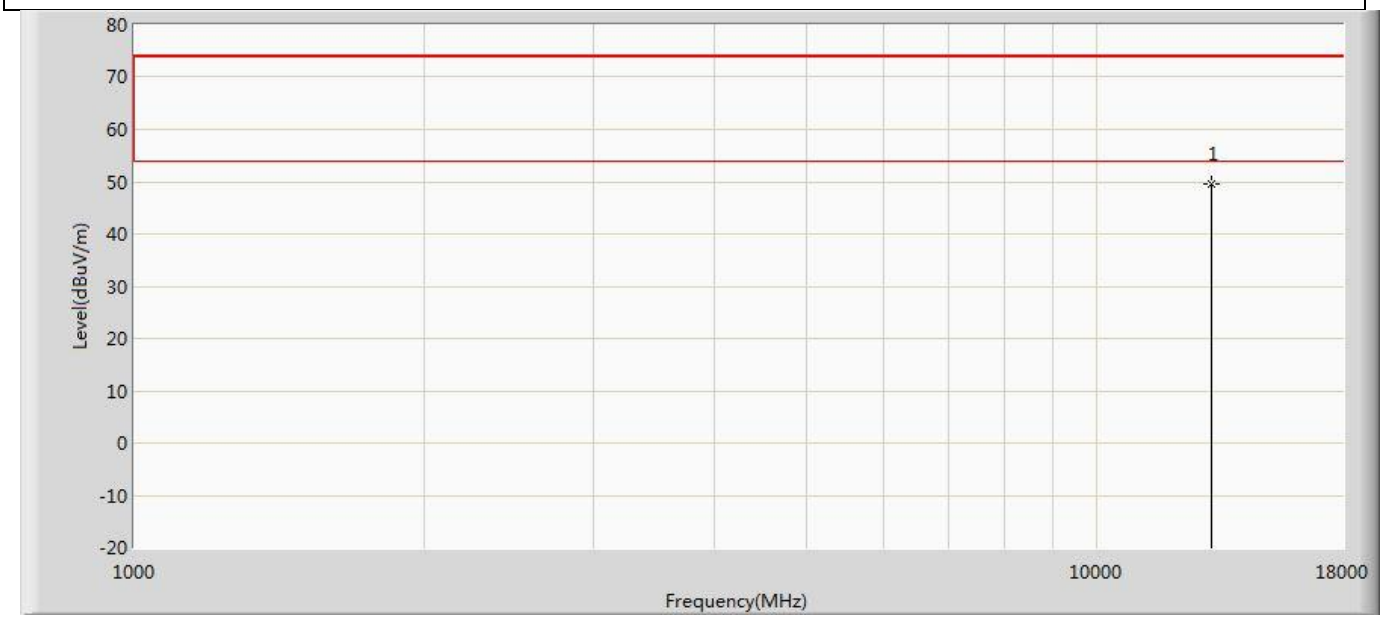

No	Mark	Frequency (MHz)	Measure Level (dBuV/m)	Reading Level (dBuV)	Over Limit (dB)	Limit (dBuV/m)	Factor (dB)	Type
1	*	13130.000	49.448	50.763	-24.552	74.000	-1.315	PK

Profile: 2480675R	Page No.: 314
Engineer: Yu Liu	
Site: AC5	Time: 2024/09/26 - 20:32
Limit: FCC_Part15.209_RE(3m)	Margin: 0
Probe: Horn_3117_00167055_(1-18GHz)	Polarity: Horizontal
EUT: WiFi 7 (802.11be) 2x2 Dual Band Dual Concurrent Wireless Module	Power: 3.3 Vdc
Note: Mode 6：Transmit at 6565MHz by 802.11be(40MHz)	

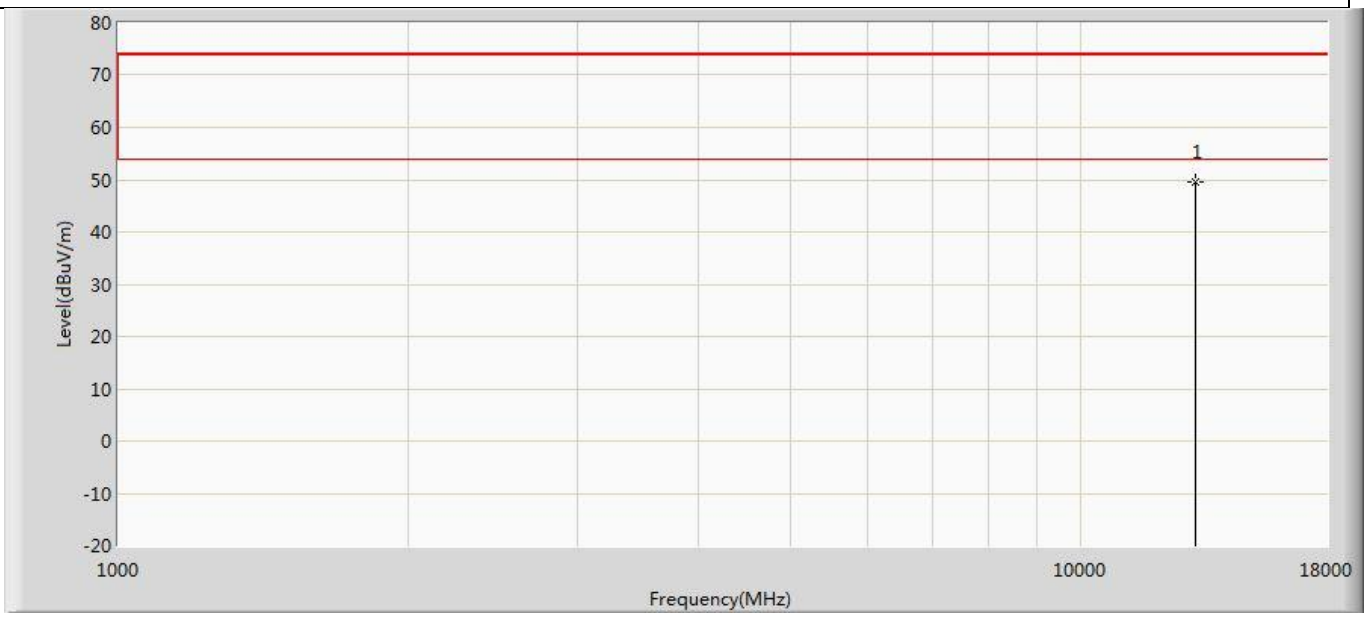

No	Mark	Frequency (MHz)	Measure Level (dBuV/m)	Reading Level (dBuV)	Over Limit (dB)	Limit (dBuV/m)	Factor (dB)	Type
1	*	13130.000	49.539	50.854	-24.461	74.000	-1.315	PK

Profile: 2480675R	Page No.: 315
Engineer: Yu Liu	
Site: AC5	Time: 2024/09/26 - 20:32
Limit: FCC_Part15.209_RE(3m)	Margin: 0
Probe: Horn_3117_00167055_(1-18GHz)	Polarity: Vertical
EUT: WiFi 7 (802.11be) 2x2 Dual Band Dual Concurrent Wireless Module	Power: 3.3 Vdc
Note: Mode 6：Transmit at 6685MHz by 802.11be(40MHz)	

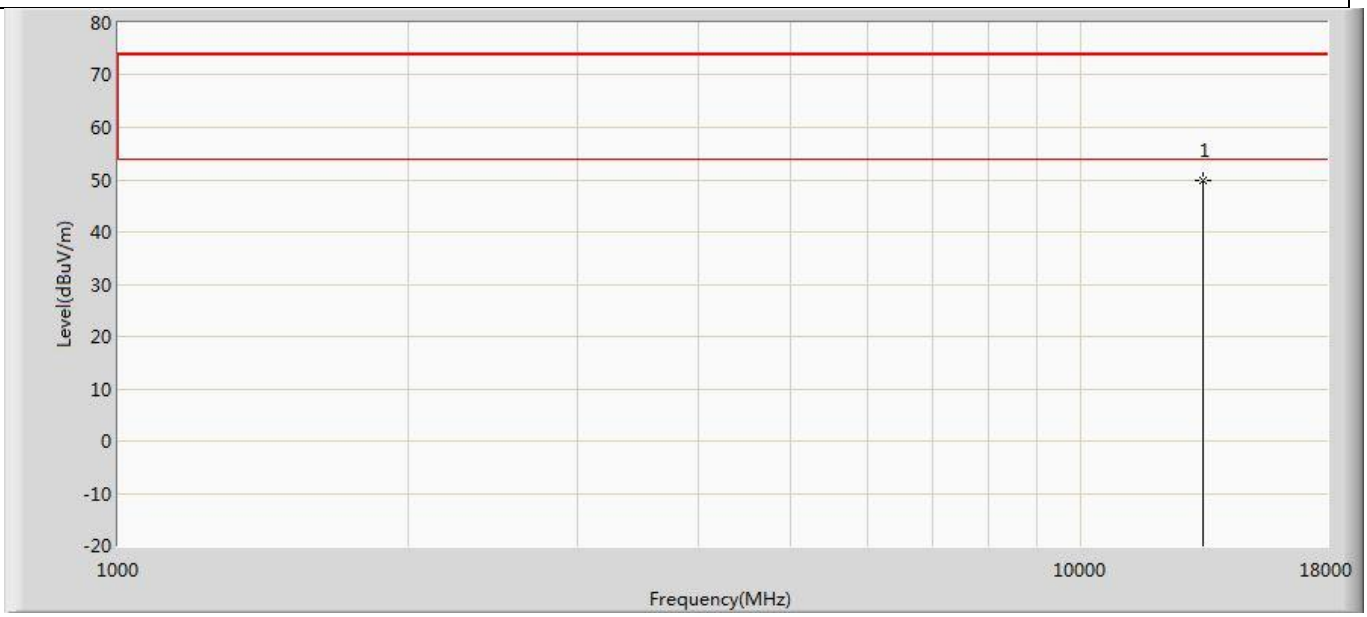

No	Mark	Frequency (MHz)	Measure Level (dBuV/m)	Reading Level (dBuV)	Over Limit (dB)	Limit (dBuV/m)	Factor (dB)	Type
1	*	13370.000	49.783	50.726	-24.217	74.000	-0.943	PK

Profile: 2480675R	Page No.: 316
Engineer: Yu Liu	
Site: AC5	Time: 2024/09/26 - 20:32
Limit: FCC_Part15.209_RE(3m)	Margin: 0
Probe: Horn_3117_00167055_(1-18GHz)	Polarity: Horizontal
EUT: WiFi 7 (802.11be) 2x2 Dual Band Dual Concurrent Wireless Module	Power: 3.3 Vdc
Note: Mode 6：Transmit at 6685MHz by 802.11be(40MHz)	

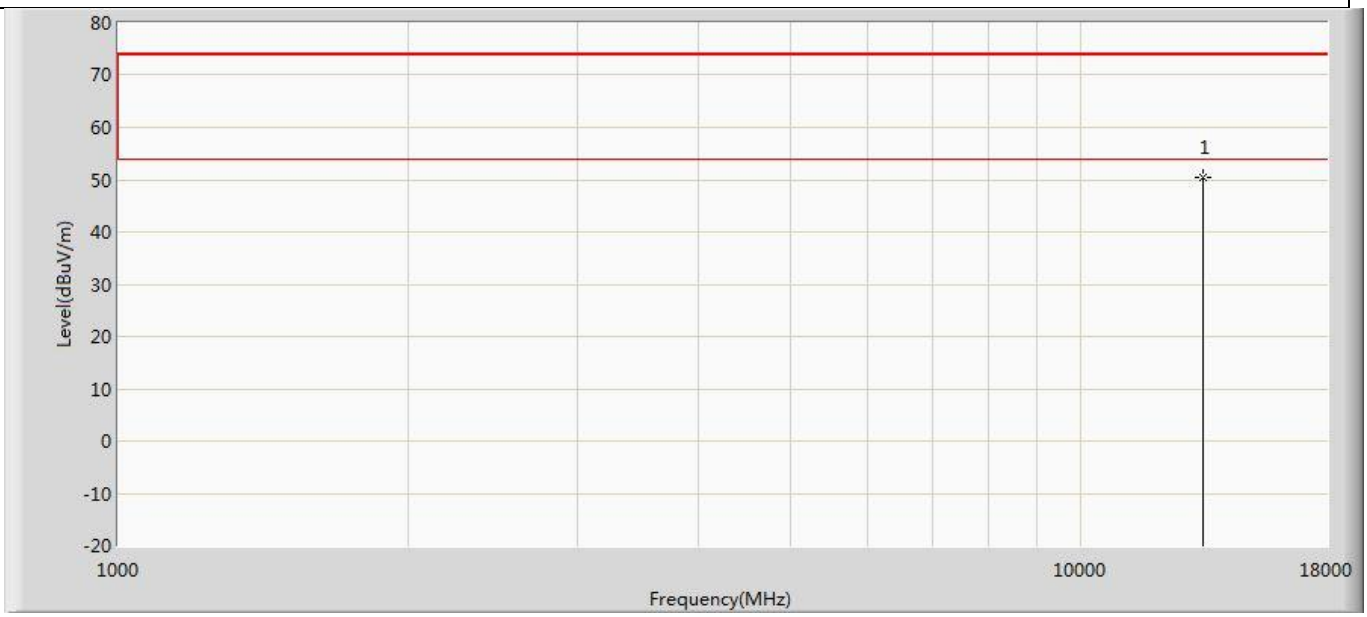

No	Mark	Frequency (MHz)	Measure Level (dBuV/m)	Reading Level (dBuV)	Over Limit (dB)	Limit (dBuV/m)	Factor (dB)	Type
1	*	13370.000	50.506	51.449	-23.494	74.000	-0.943	PK

Profile: 2480675R	Page No.: 317
Engineer: Yu Liu	
Site: AC5	Time: 2024/09/26 - 20:32
Limit: FCC_Part15.209_RE(3m)	Margin: 0
Probe: Horn_3117_00167055_(1-18GHz)	Polarity: Vertical
EUT: WiFi 7 (802.11be) 2x2 Dual Band Dual Concurrent Wireless Module	Power: 3.3 Vdc
Note: Mode 6：Transmit at 6845MHz by 802.11be(40MHz)	

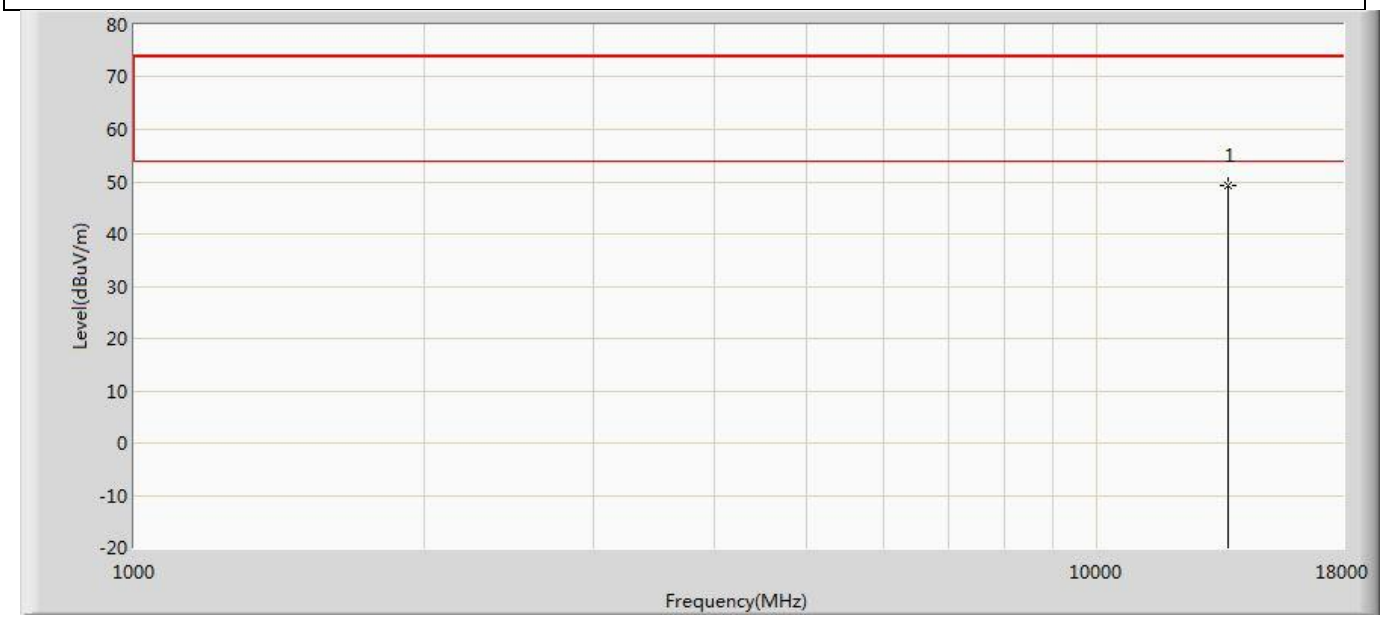

No	Mark	Frequency (MHz)	Measure Level (dBuV/m)	Reading Level (dBuV)	Over Limit (dB)	Limit (dBuV/m)	Factor (dB)	Type
1	*	13690.000	49.352	50.936	-24.648	74.000	-1.584	PK

Profile: 2480675R	Page No.: 318
Engineer: Yu Liu	
Site: AC5	Time: 2024/09/26 - 20:32
Limit: FCC_Part15.209_RE(3m)	Margin: 0
Probe: Horn_3117_00167055_(1-18GHz)	Polarity: Horizontal
EUT: WiFi 7 (802.11be) 2x2 Dual Band Dual Concurrent Wireless Module	Power: 3.3 Vdc
Note: Mode 6：Transmit at 6845MHz by 802.11be(40MHz)	

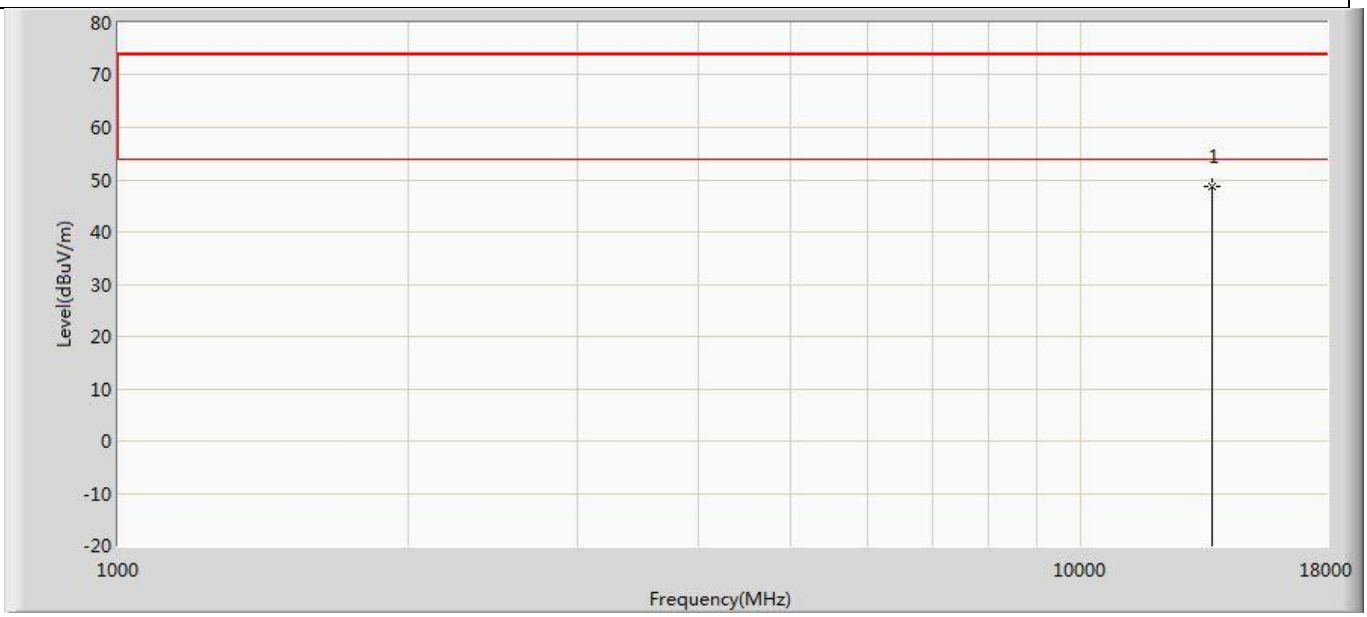

No	Mark	Frequency (MHz)	Measure Level (dBuV/m)	Reading Level (dBuV)	Over Limit (dB)	Limit (dBuV/m)	Factor (dB)	Type
1	*	13690.000	48.770	50.354	-25.230	74.000	-1.584	PK

Profile: 2480675R	Page No.: 319
Engineer: Yu Liu	
Site: AC5	Time: 2024/09/26 - 20:32
Limit: FCC_Part15.209_RE(3m)	Margin: 0
Probe: Horn_3117_00167055_(1-18GHz)	Polarity: Vertical
EUT: WiFi 7 (802.11be) 2x2 Dual Band Dual Concurrent Wireless Module	Power: 3.3 Vdc
Note: Mode 6：Transmit at 6885MHz by 802.11be(40MHz)	

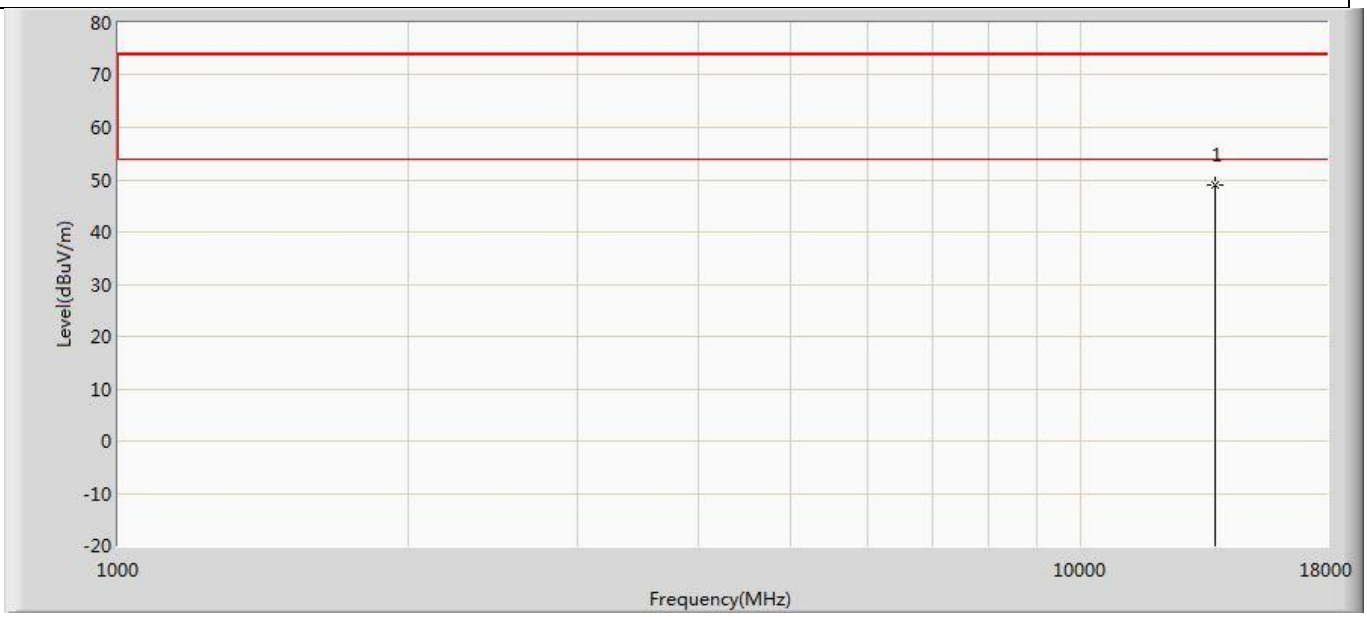

No	Mark	Frequency (MHz)	Measure Level (dBuV/m)	Reading Level (dBuV)	Over Limit (dB)	Limit (dBuV/m)	Factor (dB)	Type
1	*	13770.000	48.872	50.334	-25.128	74.000	-1.462	PK

Profile: 2480675R	Page No.: 320
Engineer: Yu Liu	
Site: AC5	Time: 2024/09/26 - 20:32
Limit: FCC_Part15.209_RE(3m)	Margin: 0
Probe: Horn_3117_00167055_(1-18GHz)	Polarity: Horizontal
EUT: WiFi 7 (802.11be) 2x2 Dual Band Dual Concurrent Wireless Module	Power: 3.3 Vdc
Note: Mode 6：Transmit at 6885MHz by 802.11be(40MHz)	

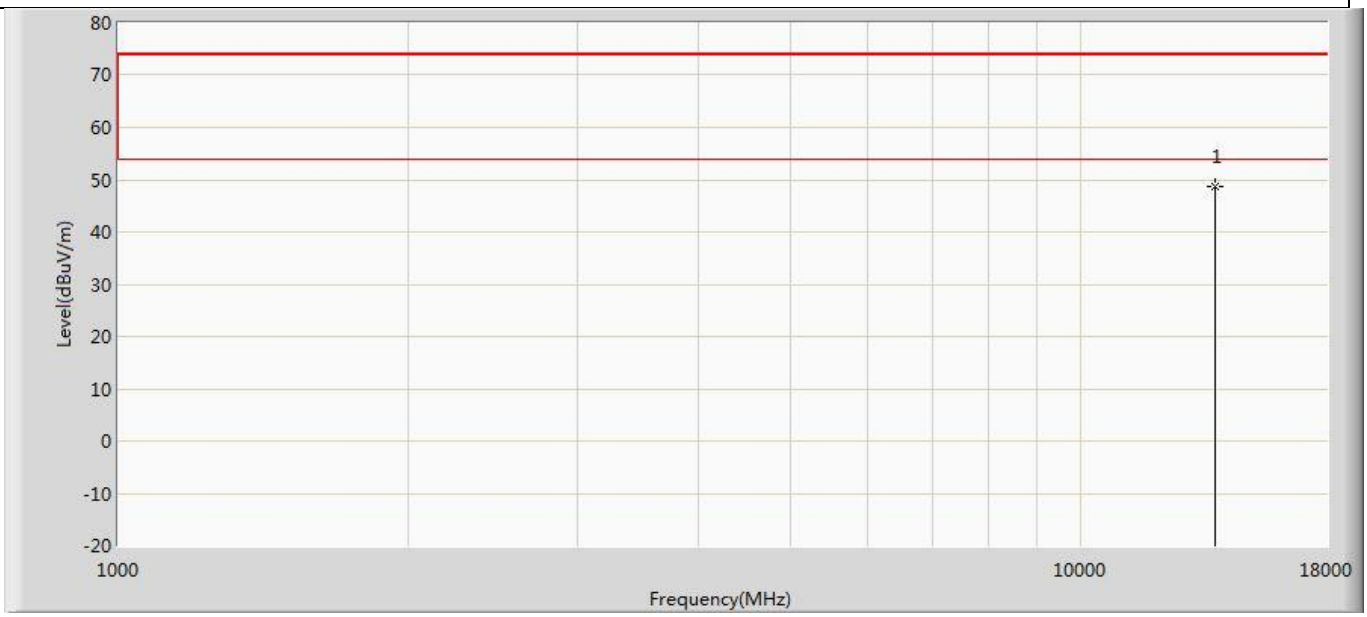

No	Mark	Frequency (MHz)	Measure Level (dBuV/m)	Reading Level (dBuV)	Over Limit (dB)	Limit (dBuV/m)	Factor (dB)	Type
1	*	13770.000	48.826	50.288	-25.174	74.000	-1.462	PK

Profile: 2480675R	Page No.: 321
Engineer: Yu Liu	
Site: AC5	Time: 2024/09/26 - 20:32
Limit: FCC_Part15.209_RE(3m)	Margin: 0
Probe: Horn_3117_00167055_(1-18GHz)	Polarity: Vertical
EUT: WiFi 7 (802.11be) 2x2 Dual Band Dual Concurrent Wireless Module	Power: 3.3 Vdc
Note: Mode 6：Transmit at 6925MHz by 802.11be(40MHz)	

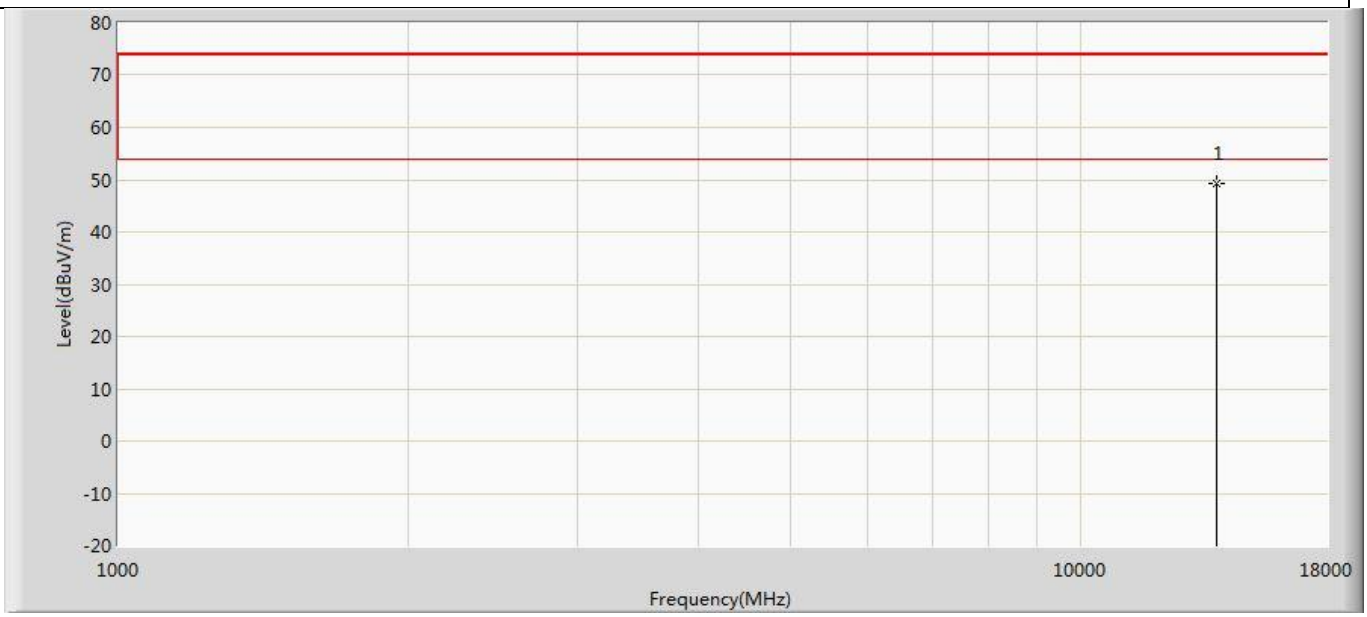

No	Mark	Frequency (MHz)	Measure Level (dBuV/m)	Reading Level (dBuV)	Over Limit (dB)	Limit (dBuV/m)	Factor (dB)	Type
1	*	13850.000	49.260	50.293	-24.740	74.000	-1.033	PK

Profile: 2480675R	Page No.: 322
Engineer: Yu Liu	
Site: AC5	Time: 2024/09/26 - 20:32
Limit: FCC_Part15.209_RE(3m)	Margin: 0
Probe: Horn_3117_00167055_(1-18GHz)	Polarity: Horizontal
EUT: WiFi 7 (802.11be) 2x2 Dual Band Dual Concurrent Wireless Module	Power: 3.3 Vdc
Note: Mode 6：Transmit at 6925MHz by 802.11be(40MHz)	

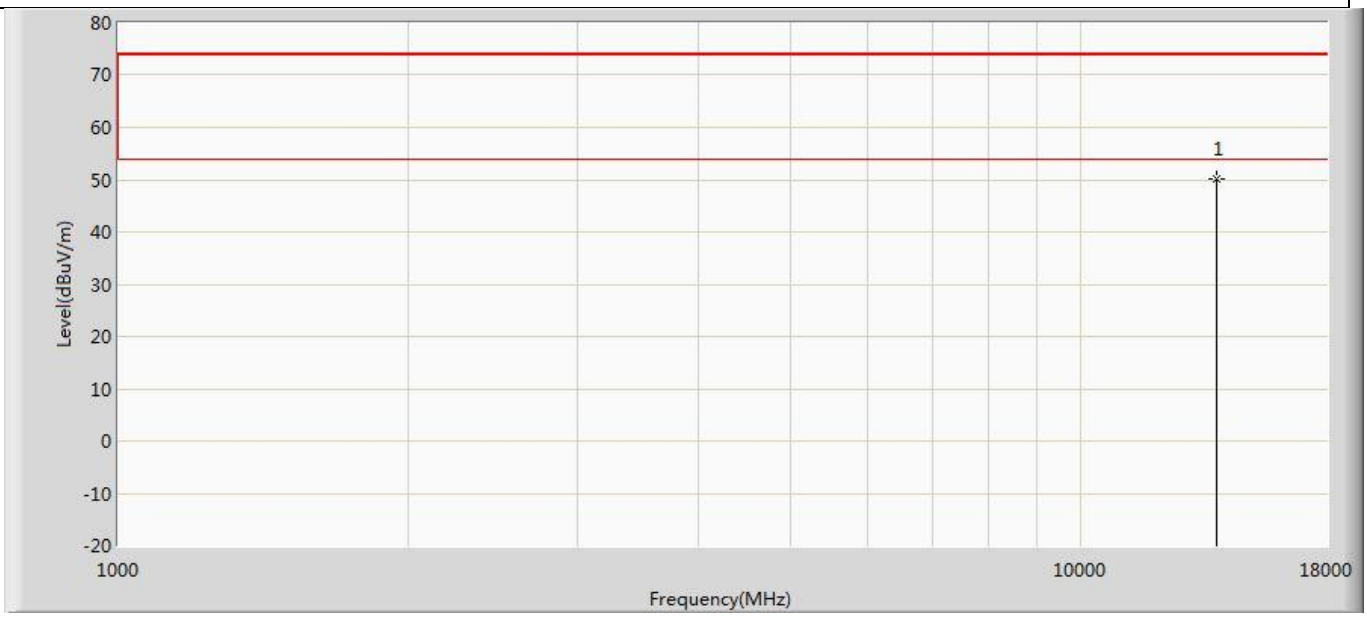

No	Mark	Frequency (MHz)	Measure Level (dBuV/m)	Reading Level (dBuV)	Over Limit (dB)	Limit (dBuV/m)	Factor (dB)	Type
1	*	13850.000	50.252	51.285	-23.748	74.000	-1.033	PK

Profile: 2480675R	Page No.: 323
Engineer: Yu Liu	
Site: AC5	Time: 2024/09/26 - 20:32
Limit: FCC_Part15.209_RE(3m)	Margin: 0
Probe: Horn_3117_00167055_(1-18GHz)	Polarity: Vertical
EUT: WiFi 7 (802.11be) 2x2 Dual Band Dual Concurrent Wireless Module	Power: 3.3 Vdc
Note: Mode 6：Transmit at 6965MHz by 802.11be(40MHz)	

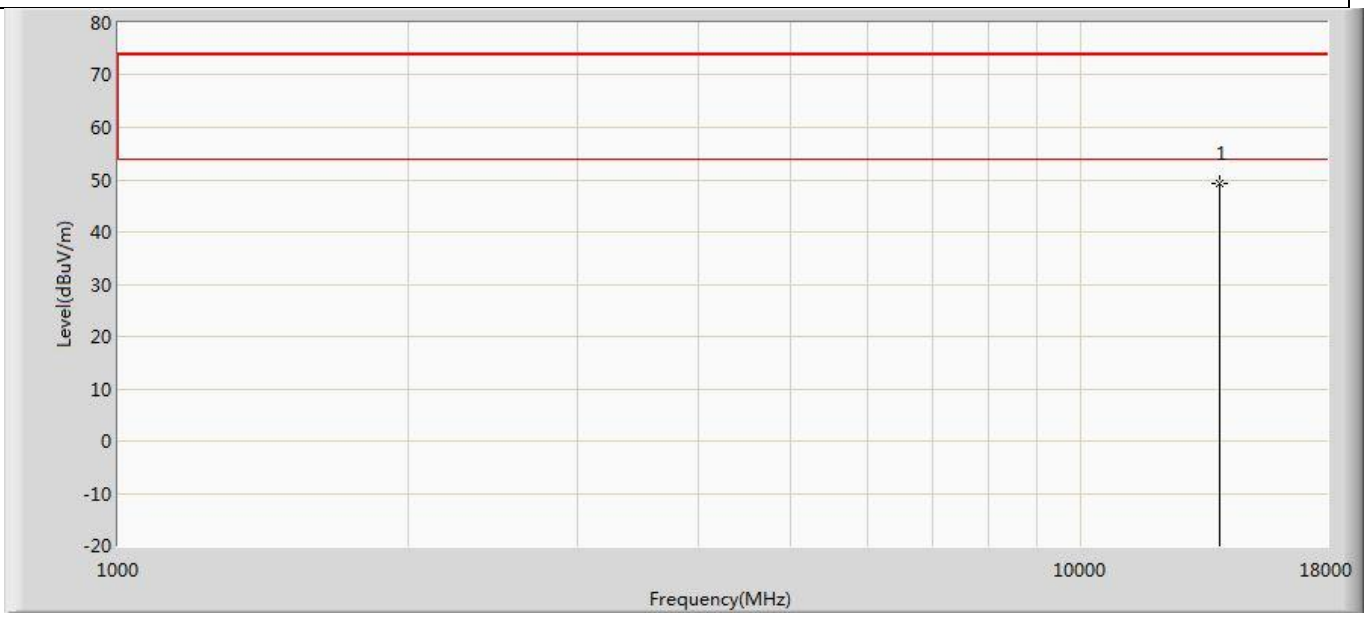

No	Mark	Frequency (MHz)	Measure Level (dBuV/m)	Reading Level (dBuV)	Over Limit (dB)	Limit (dBuV/m)	Factor (dB)	Type
1	*	13930.000	49.374	51.111	-24.626	74.000	-1.737	PK

Profile: 2480675R	Page No.: 324
Engineer: Yu Liu	
Site: AC5	Time: 2024/09/26 - 20:32
Limit: FCC_Part15.209_RE(3m)	Margin: 0
Probe: Horn_3117_00167055_(1-18GHz)	Polarity: Horizontal
EUT: WiFi 7 (802.11be) 2x2 Dual Band Dual Concurrent Wireless Module	Power: 3.3 Vdc
Note: Mode 6：Transmit at 6965MHz by 802.11be(40MHz)	

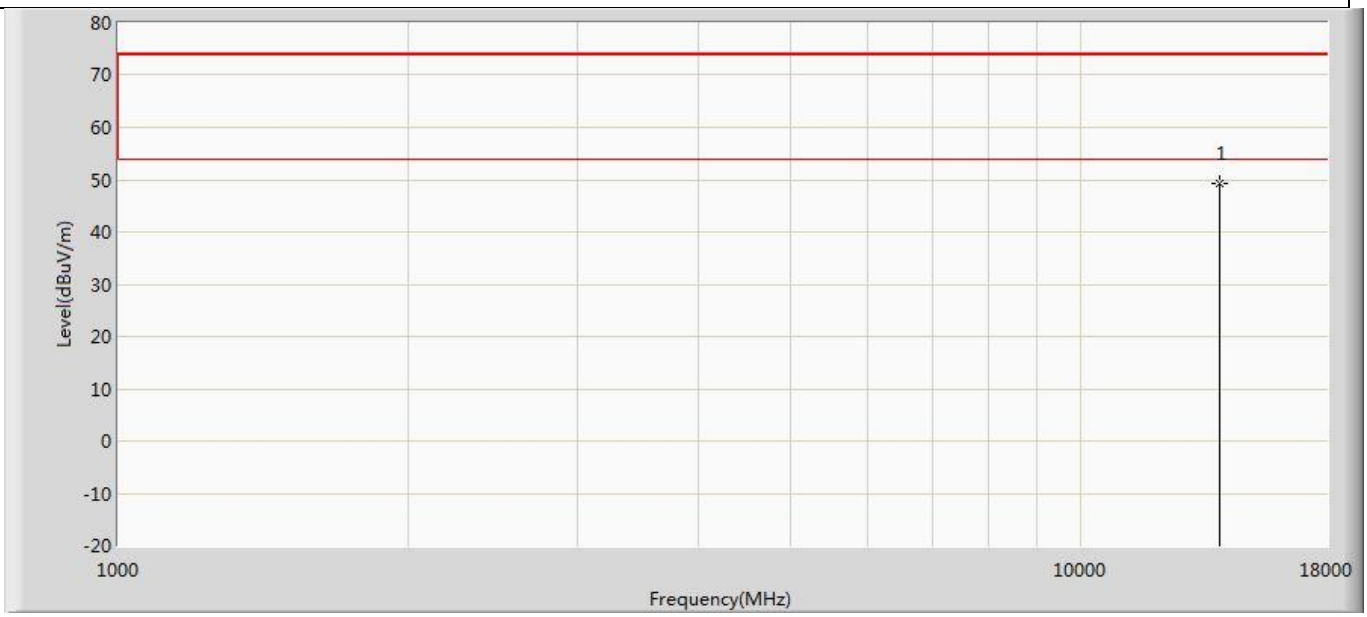

No	Mark	Frequency (MHz)	Measure Level (dBuV/m)	Reading Level (dBuV)	Over Limit (dB)	Limit (dBuV/m)	Factor (dB)	Type
1	*	13930.000	49.368	51.105	-24.632	74.000	-1.737	PK

Profile: 2480675R	Page No.: 325
Engineer: Yu Liu	
Site: AC5	Time: 2024/09/26 - 20:32
Limit: FCC_Part15.209_RE(3m)	Margin: 0
Probe: Horn_3117_00167055_(1-18GHz)	Polarity: Vertical
EUT: WiFi 7 (802.11be) 2x2 Dual Band Dual Concurrent Wireless Module	Power: 3.3 Vdc
Note: Mode 6：Transmit at 7085MHz by 802.11be(40MHz)	

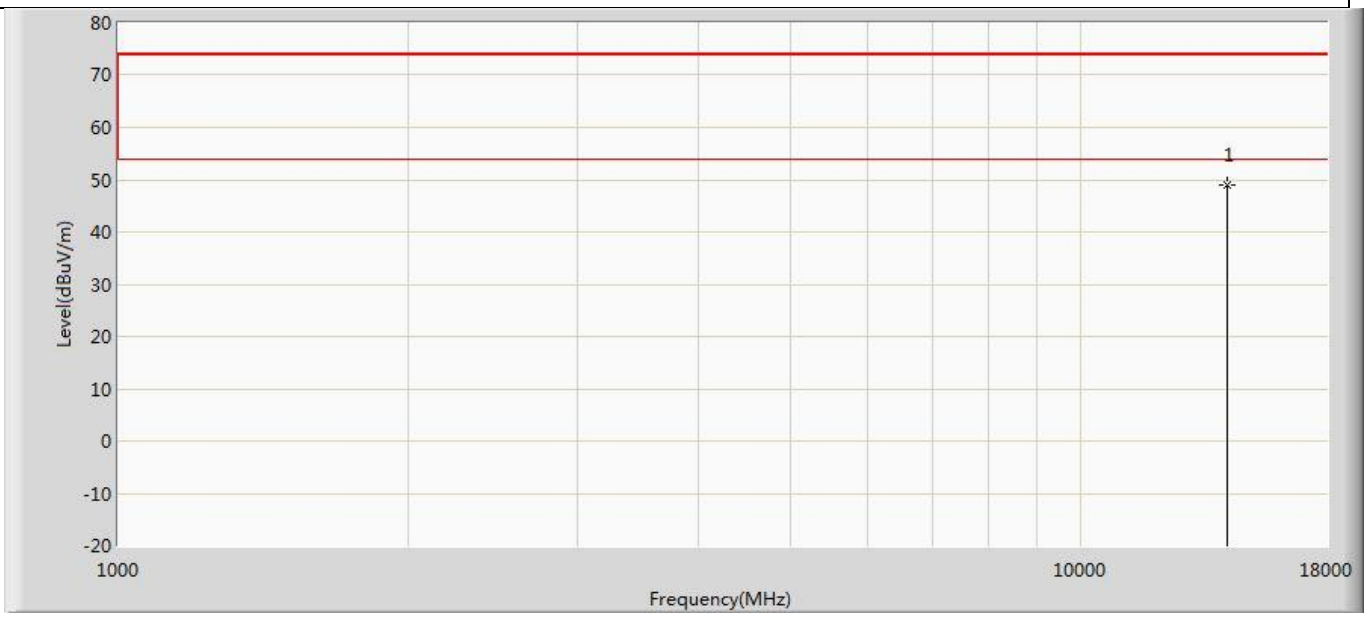

No	Mark	Frequency (MHz)	Measure Level (dBuV/m)	Reading Level (dBuV)	Over Limit (dB)	Limit (dBuV/m)	Factor (dB)	Type
1	*	14170.000	49.043	50.345	-24.957	74.000	-1.303	PK

Profile: 2480675R	Page No.: 326
Engineer: Yu Liu	
Site: AC5	Time: 2024/09/26 - 20:33
Limit: FCC_Part15.209_RE(3m)	Margin: 0
Probe: Horn_3117_00167055_(1-18GHz)	Polarity: Horizontal
EUT: WiFi 7 (802.11be) 2x2 Dual Band Dual Concurrent Wireless Module	Power: 3.3 Vdc
Note: Mode 6：Transmit at 7085MHz by 802.11be(40MHz)	

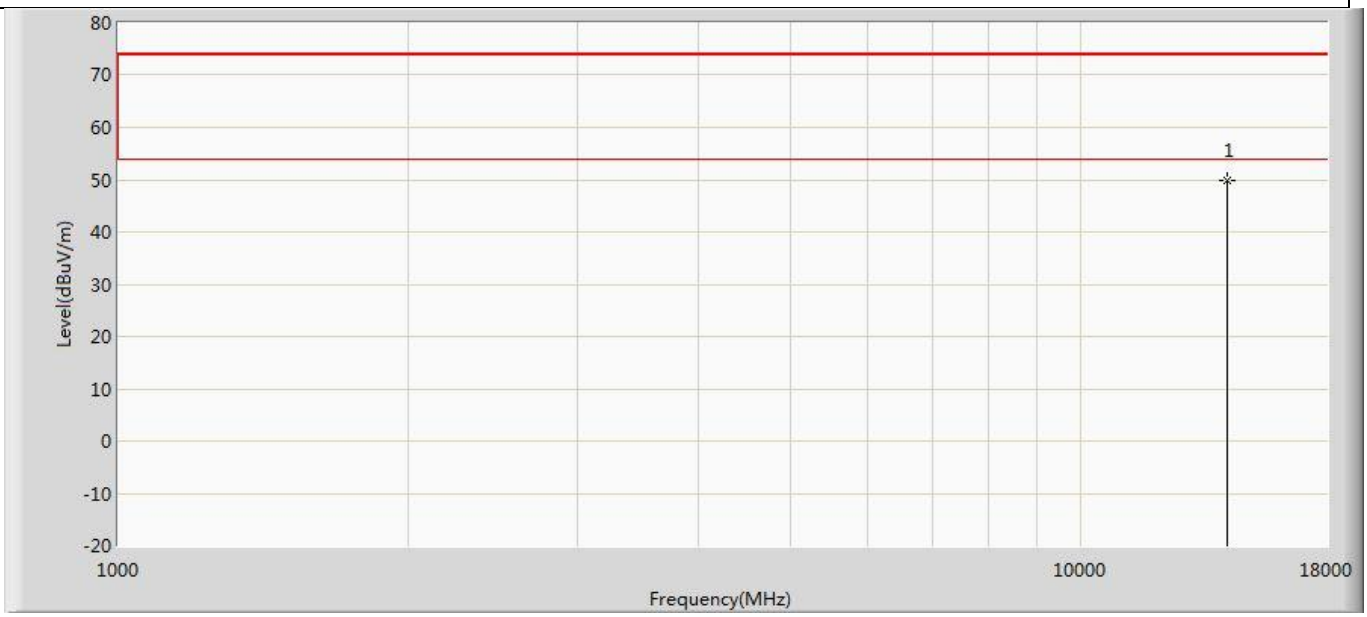

No	Mark	Frequency (MHz)	Measure Level (dBuV/m)	Reading Level (dBuV)	Over Limit (dB)	Limit (dBuV/m)	Factor (dB)	Type
1	*	14170.000	49.754	51.056	-24.246	74.000	-1.303	PK

Profile: 2480675R	Page No.: 327
Engineer: Yu Liu	
Site: AC5	Time: 2024/09/26 - 20:33
Limit: FCC_Part15.209_RE(3m)	Margin: 0
Probe: Horn_3117_00167055_(1-18GHz)	Polarity: Vertical
EUT: WiFi 7 (802.11be) 2x2 Dual Band Dual Concurrent Wireless Module	Power: 3.3 Vdc
Note: Mode 7：Transmit at 5985MHz by 802.11be(80MHz)	

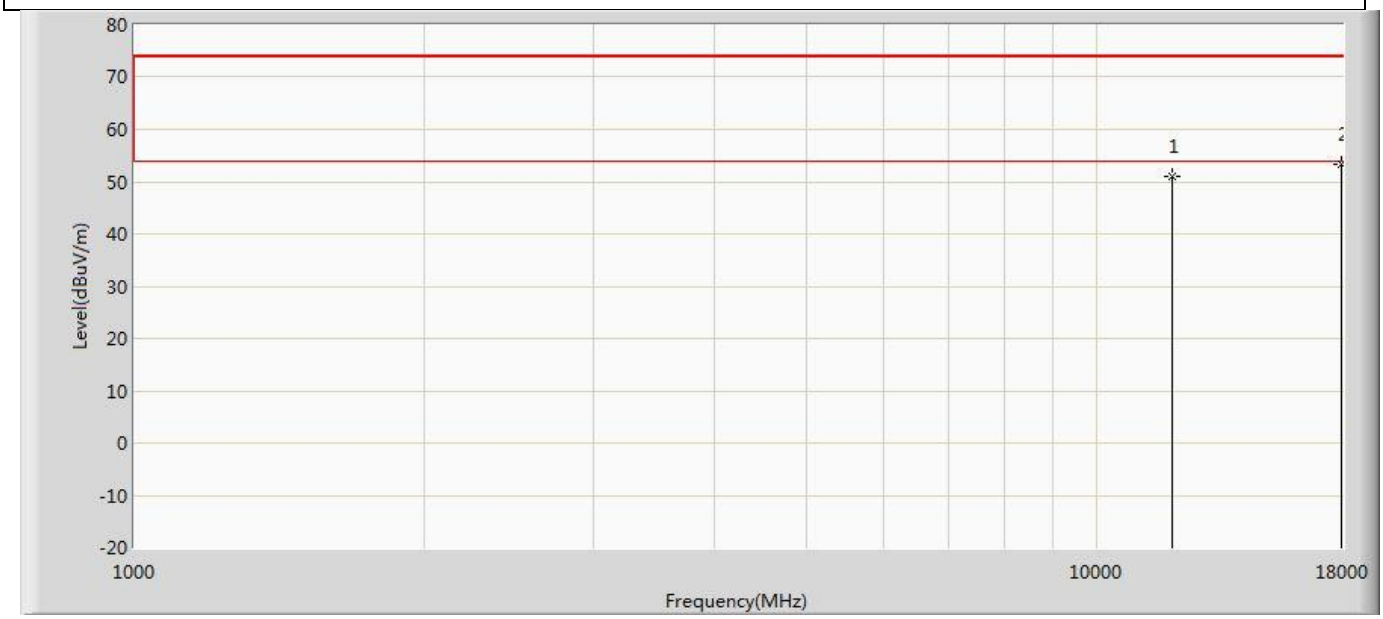

No	Mark	Frequency (MHz)	Measure Level (dBuV/m)	Reading Level (dBuV)	Over Limit (dB)	Limit (dBuV/m)	Factor (dB)	Type
1		11970.000	51.034	52.307	-22.966	74.000	-1.273	PK
2	*	17955.000	53.457	50.629	-20.543	74.000	2.828	PK

Profile: 2480675R	Page No.: 328
Engineer: Yu Liu	
Site: AC5	Time: 2024/09/26 - 20:33
Limit: FCC_Part15.209_RE(3m)	Margin: 0
Probe: Horn_3117_00167055_(1-18GHz)	Polarity: Horizontal
EUT: WiFi 7 (802.11be) 2x2 Dual Band Dual Concurrent Wireless Module	Power: 3.3 Vdc
Note: Mode 7：Transmit at 5985MHz by 802.11be(80MHz)	

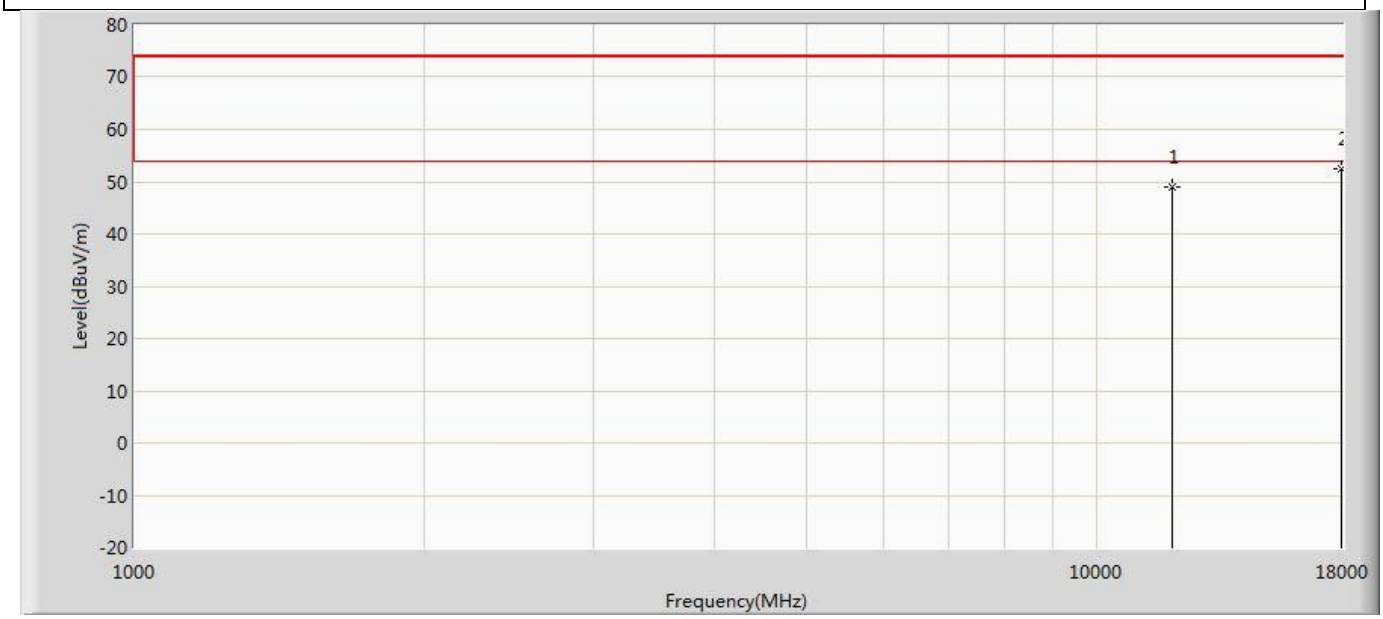

No	Mark	Frequency (MHz)	Measure Level (dBuV/m)	Reading Level (dBuV)	Over Limit (dB)	Limit (dBuV/m)	Factor (dB)	Type
1		11970.000	49.063	50.336	-24.937	74.000	-1.273	PK
2	*	17955.000	52.492	49.664	-21.508	74.000	2.828	PK

Profile: 2480675R	Page No.: 329
Engineer: Yu Liu	
Site: AC5	Time: 2024/09/26 - 20:33
Limit: FCC_Part15.209_RE(3m)	Margin: 0
Probe: Horn_3117_00167055_(1-18GHz)	Polarity: Vertical
EUT: WiFi 7 (802.11be) 2x2 Dual Band Dual Concurrent Wireless Module	Power: 3.3 Vdc
Note: Mode 7：Transmit at 6145MHz by 802.11be(80MHz)	

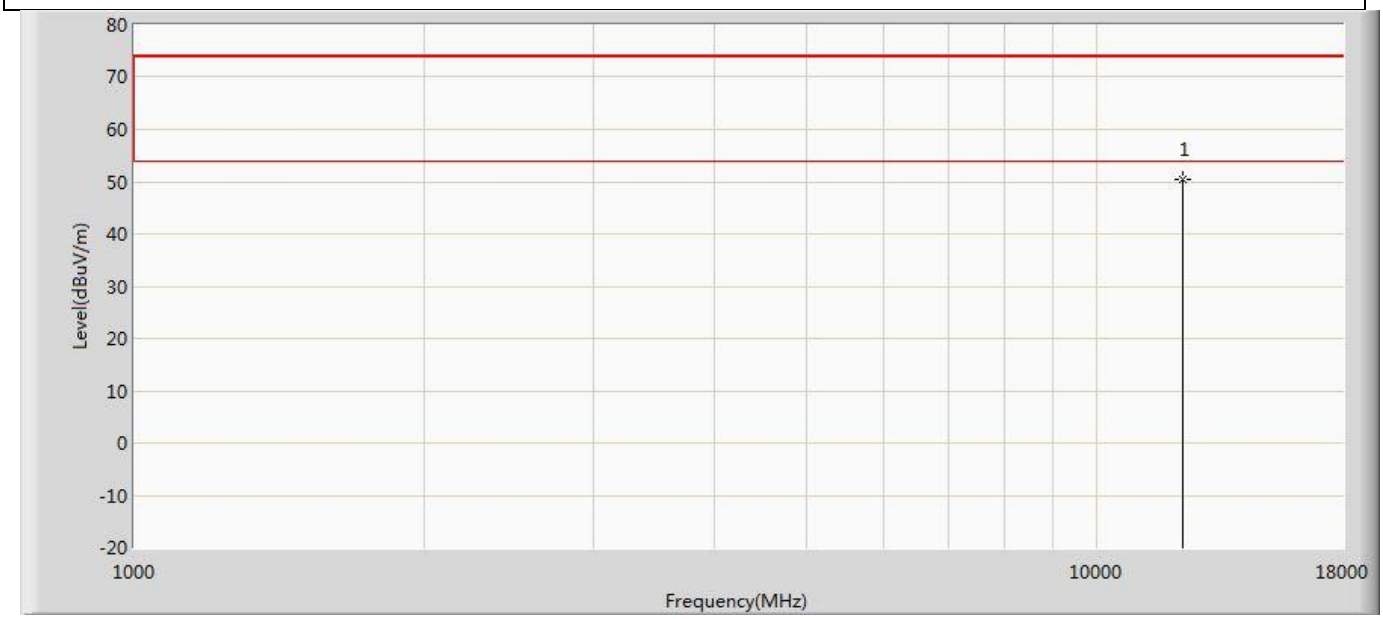

No	Mark	Frequency (MHz)	Measure Level (dBuV/m)	Reading Level (dBuV)	Over Limit (dB)	Limit (dBuV/m)	Factor (dB)	Type
1	*	12290.000	50.304	50.575	-23.696	74.000	-0.271	PK

Profile: 2480675R	Page No.: 330
Engineer: Yu Liu	
Site: AC5	Time: 2024/09/26 - 20:33
Limit: FCC_Part15.209_RE(3m)	Margin: 0
Probe: Horn_3117_00167055_(1-18GHz)	Polarity: Horizontal
EUT: WiFi 7 (802.11be) 2x2 Dual Band Dual Concurrent Wireless Module	Power: 3.3 Vdc
Note: Mode 7：Transmit at 6145MHz by 802.11be(80MHz)	

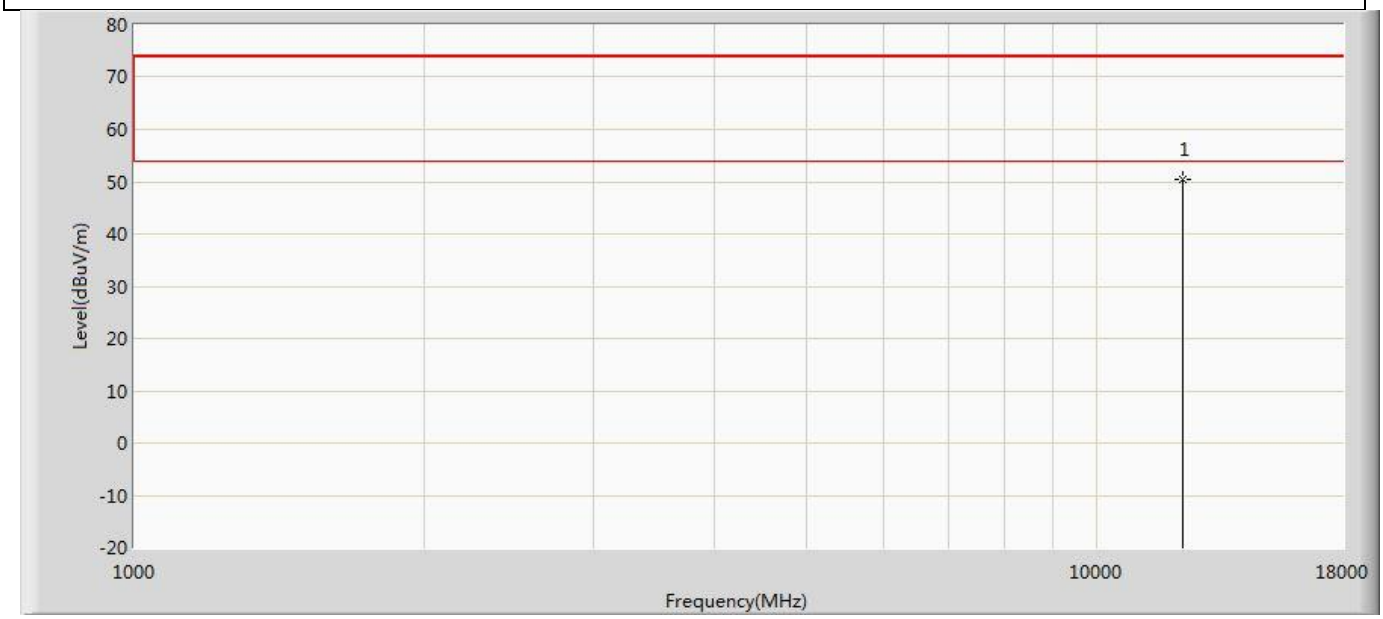

No	Mark	Frequency (MHz)	Measure Level (dBuV/m)	Reading Level (dBuV)	Over Limit (dB)	Limit (dBuV/m)	Factor (dB)	Type
1	*	12290.000	50.313	50.584	-23.687	74.000	-0.271	PK

Profile: 2480675R	Page No.: 331
Engineer: Yu Liu	
Site: AC5	Time: 2024/09/26 - 20:33
Limit: FCC_Part15.209_RE(3m)	Margin: 0
Probe: Horn_3117_00167055_(1-18GHz)	Polarity: Vertical
EUT: WiFi 7 (802.11be) 2x2 Dual Band Dual Concurrent Wireless Module	Power: 3.3 Vdc
Note: Mode 7：Transmit at 6385MHz by 802.11be(80MHz)	

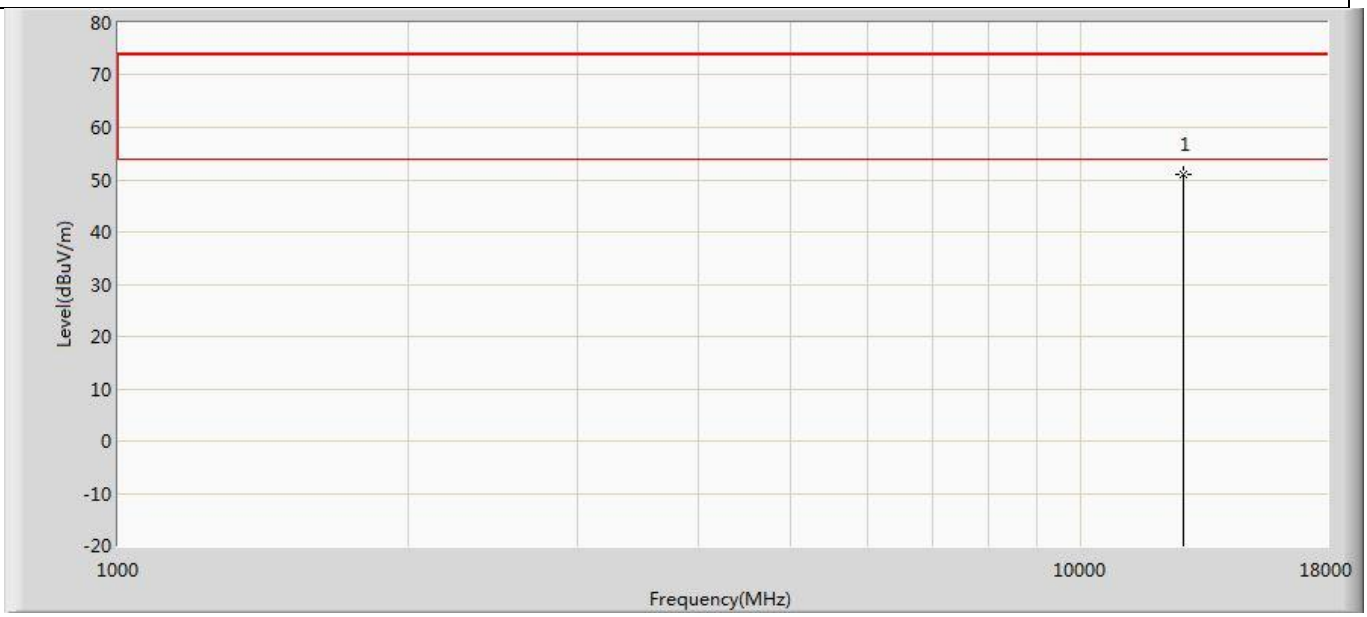

No	Mark	Frequency (MHz)	Measure Level (dBuV/m)	Reading Level (dBuV)	Over Limit (dB)	Limit (dBuV/m)	Factor (dB)	Type
1	*	12770.000	50.988	50.773	-23.012	74.000	0.216	PK

Profile: 2480675R	Page No.: 332
Engineer: Yu Liu	
Site: AC5	Time: 2024/09/26 - 20:33
Limit: FCC_Part15.209_RE(3m)	Margin: 0
Probe: Horn_3117_00167055_(1-18GHz)	Polarity: Horizontal
EUT: WiFi 7 (802.11be) 2x2 Dual Band Dual Concurrent Wireless Module	Power: 3.3 Vdc
Note: Mode 7：Transmit at 6385MHz by 802.11be(80MHz)	

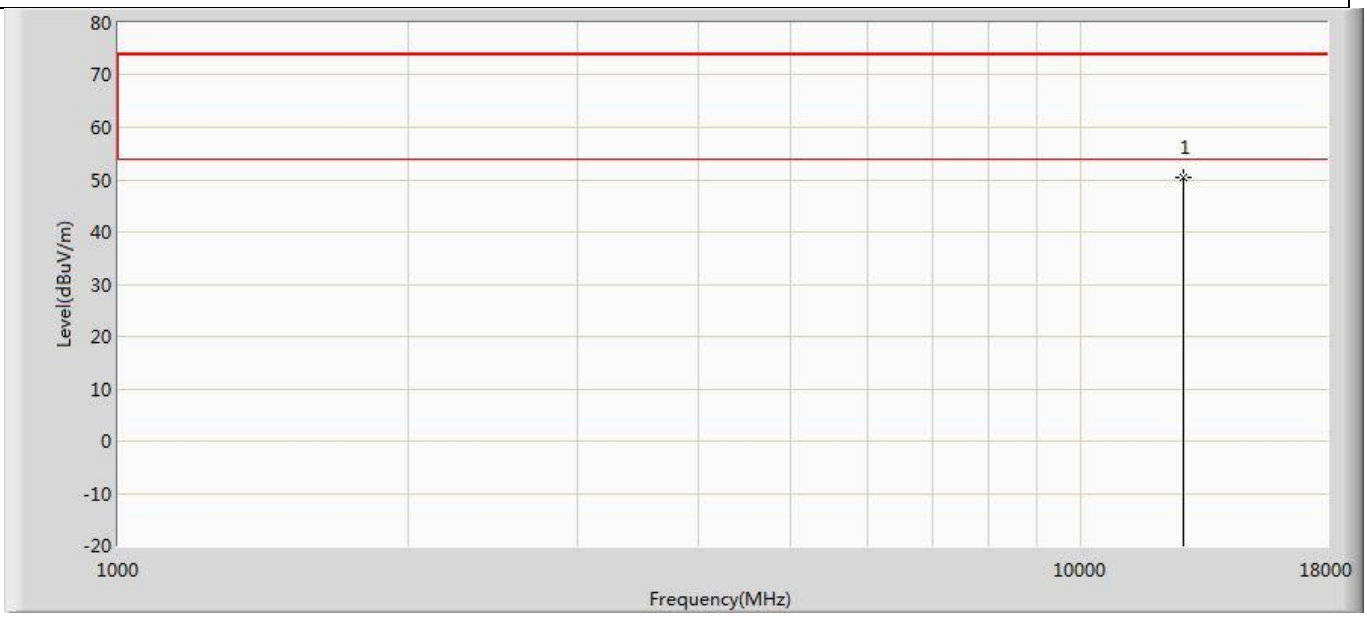

No	Mark	Frequency (MHz)	Measure Level (dBuV/m)	Reading Level (dBuV)	Over Limit (dB)	Limit (dBuV/m)	Factor (dB)	Type
1	*	12770.000	50.358	50.143	-23.642	74.000	0.216	PK

Profile: 2480675R	Page No.: 333
Engineer: Yu Liu	
Site: AC5	Time: 2024/09/26 - 20:33
Limit: FCC_Part15.209_RE(3m)	Margin: 0
Probe: Horn_3117_00167055_(1-18GHz)	Polarity: Vertical
EUT: WiFi 7 (802.11be) 2x2 Dual Band Dual Concurrent Wireless Module	Power: 3.3 Vdc
Note: Mode 7：Transmit at 6465MHz by 802.11be(80MHz)	

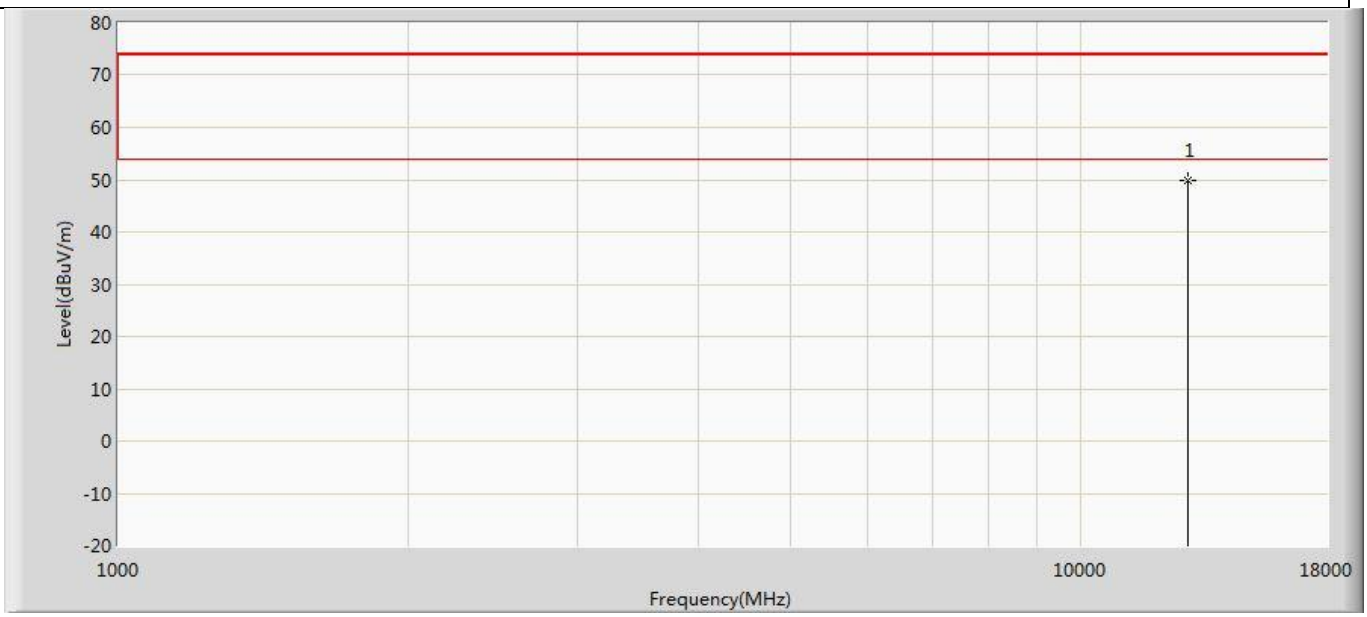

No	Mark	Frequency (MHz)	Measure Level (dBuV/m)	Reading Level (dBuV)	Over Limit (dB)	Limit (dBuV/m)	Factor (dB)	Type
1	*	12930.000	49.931	50.848	-24.069	74.000	-0.917	PK

Profile: 2480675R	Page No.: 334
Engineer: Yu Liu	
Site: AC5	Time: 2024/09/26 - 20:33
Limit: FCC_Part15.209_RE(3m)	Margin: 0
Probe: Horn_3117_00167055_(1-18GHz)	Polarity: Horizontal
EUT: WiFi 7 (802.11be) 2x2 Dual Band Dual Concurrent Wireless Module	Power: 3.3 Vdc
Note: Mode 7：Transmit at 6465MHz by 802.11be(80MHz)	

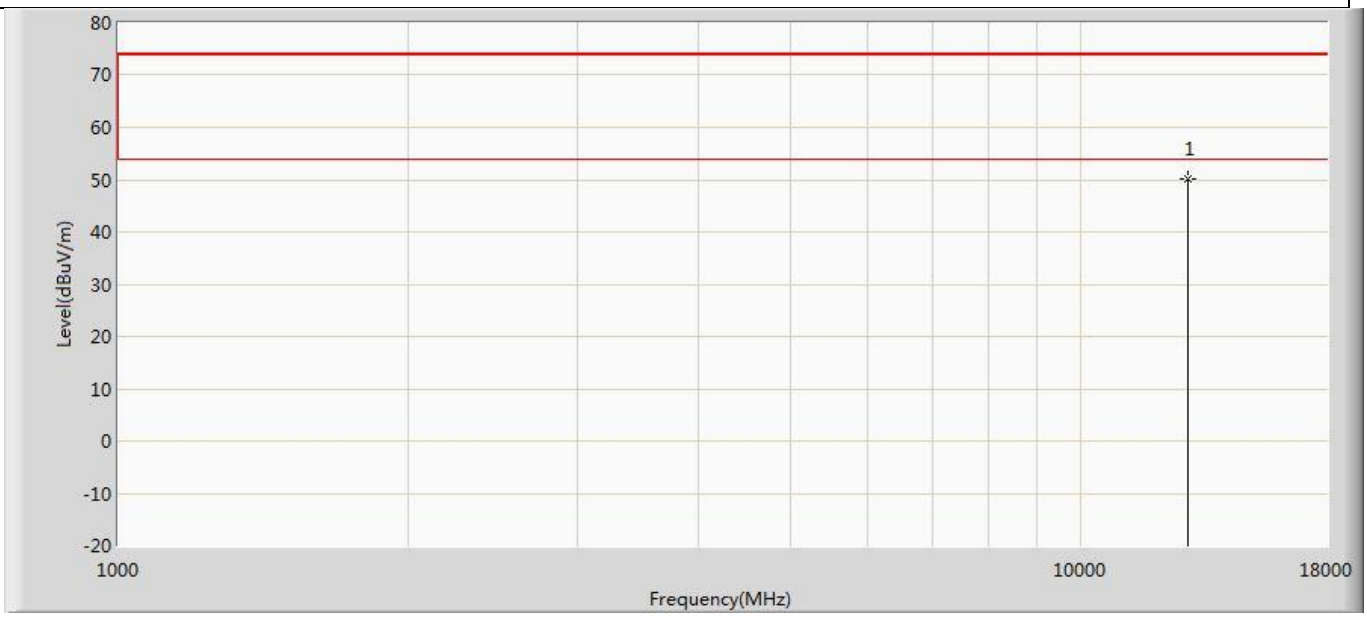

No	Mark	Frequency (MHz)	Measure Level (dBuV/m)	Reading Level (dBuV)	Over Limit (dB)	Limit (dBuV/m)	Factor (dB)	Type
1	*	12930.000	50.159	51.076	-23.841	74.000	-0.917	PK

Profile: 2480675R	Page No.: 335
Engineer: Yu Liu	
Site: AC5	Time: 2024/09/26 - 20:33
Limit: FCC_Part15.209_RE(3m)	Margin: 0
Probe: Horn_3117_00167055_(1-18GHz)	Polarity: Vertical
EUT: WiFi 7 (802.11be) 2x2 Dual Band Dual Concurrent Wireless Module	Power: 3.3 Vdc
Note: Mode 7：Transmit at 6545MHz by 802.11be(80MHz)	

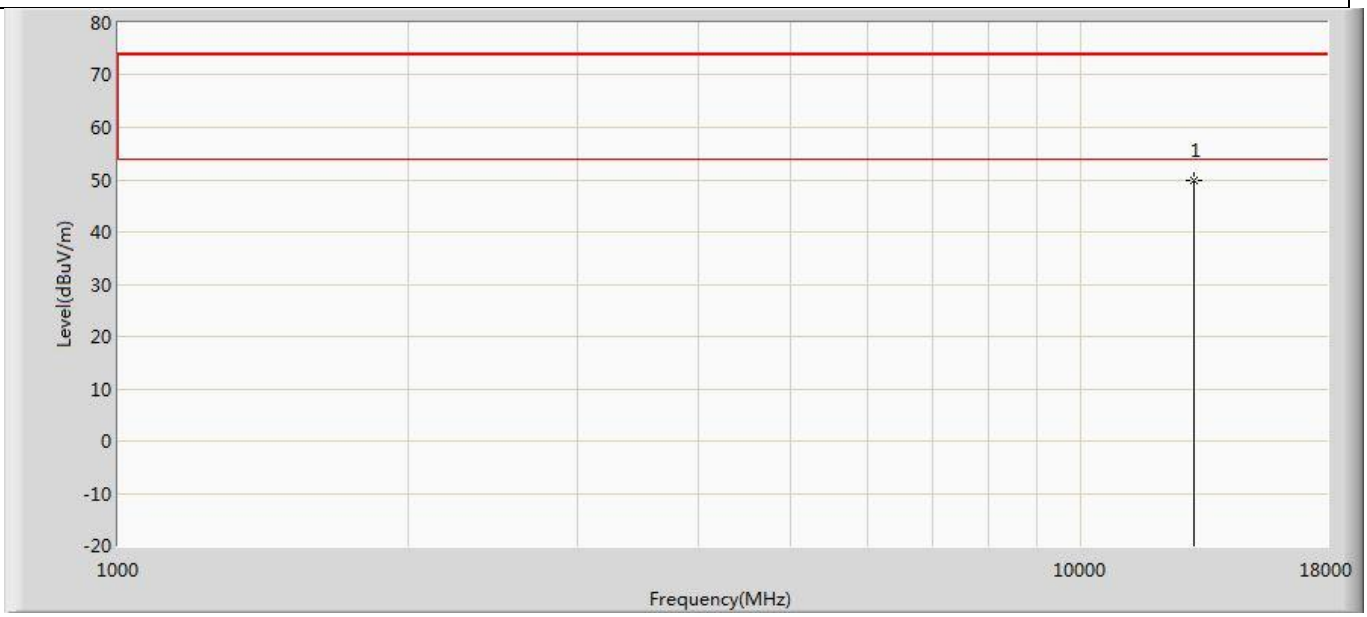

No	Mark	Frequency (MHz)	Measure Level (dBuV/m)	Reading Level (dBuV)	Over Limit (dB)	Limit (dBuV/m)	Factor (dB)	Type
1	*	13090.000	49.824	51.347	-24.176	74.000	-1.523	PK

Profile: 2480675R	Page No.: 336
Engineer: Yu Liu	
Site: AC5	Time: 2024/09/26 - 20:33
Limit: FCC_Part15.209_RE(3m)	Margin: 0
Probe: Horn_3117_00167055_(1-18GHz)	Polarity: Horizontal
EUT: WiFi 7 (802.11be) 2x2 Dual Band Dual Concurrent Wireless Module	Power: 3.3 Vdc
Note: Mode 7：Transmit at 6545MHz by 802.11be(80MHz)	

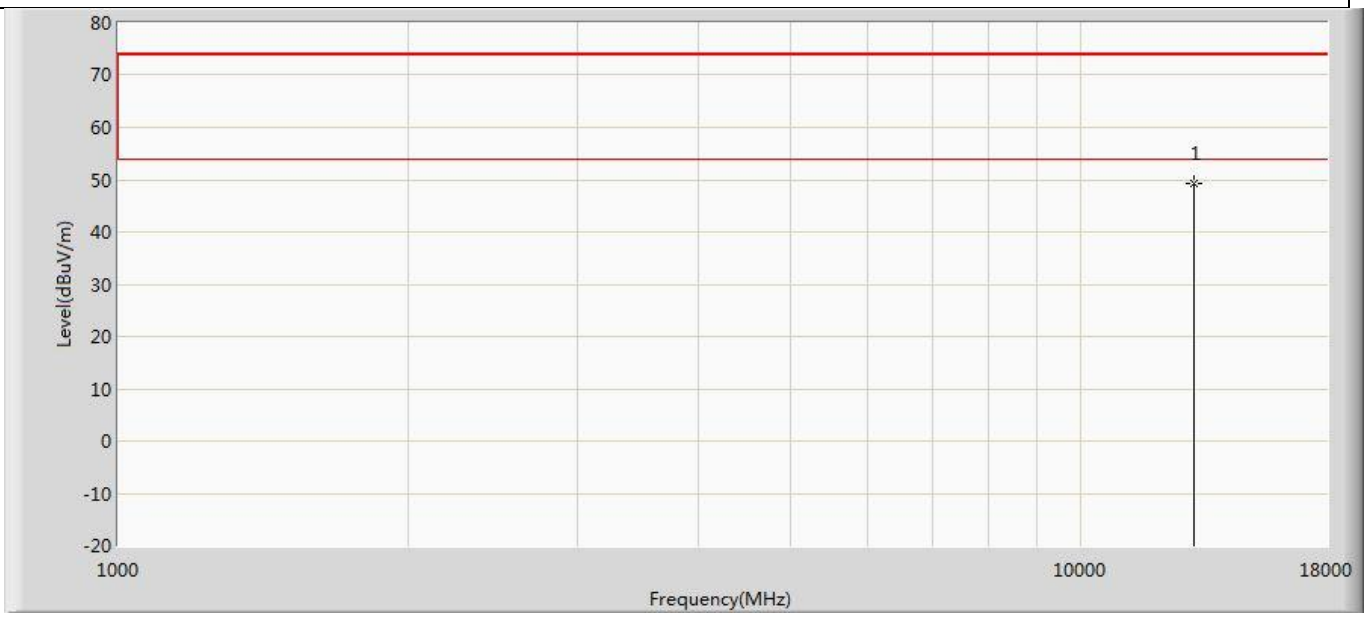

No	Mark	Frequency (MHz)	Measure Level (dBuV/m)	Reading Level (dBuV)	Over Limit (dB)	Limit (dBuV/m)	Factor (dB)	Type
1	*	13090.000	49.333	50.856	-24.667	74.000	-1.523	PK

Profile: 2480675R	Page No.: 337
Engineer: Yu Liu	
Site: AC5	Time: 2024/09/26 - 20:34
Limit: FCC_Part15.209_RE(3m)	Margin: 0
Probe: Horn_3117_00167055_(1-18GHz)	Polarity: Vertical
EUT: WiFi 7 (802.11be) 2x2 Dual Band Dual Concurrent Wireless Module	Power: 3.3 Vdc
Note: Mode 7：Transmit at 6625MHz by 802.11be(80MHz)	

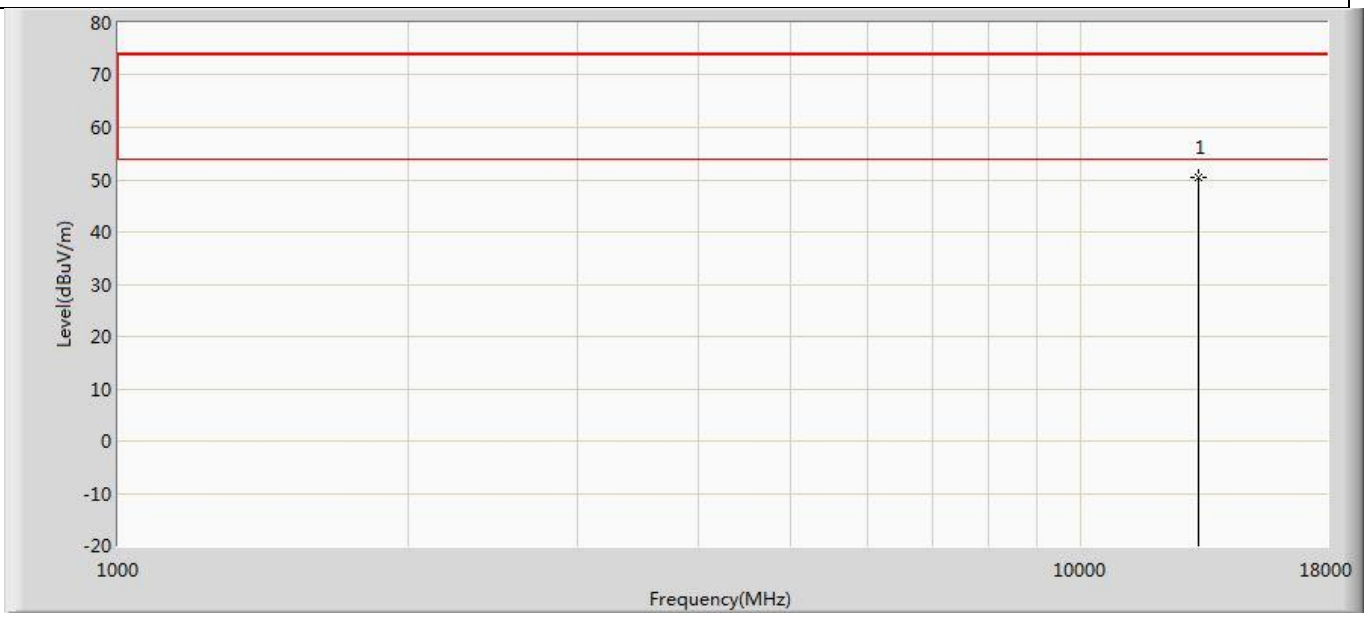

No	Mark	Frequency (MHz)	Measure Level (dBuV/m)	Reading Level (dBuV)	Over Limit (dB)	Limit (dBuV/m)	Factor (dB)	Type
1	*	13250.000	50.579	51.809	-23.421	74.000	-1.230	PK

Profile: 2480675R	Page No.: 338
Engineer: Yu Liu	
Site: AC5	Time: 2024/09/26 - 20:34
Limit: FCC_Part15.209_RE(3m)	Margin: 0
Probe: Horn_3117_00167055_(1-18GHz)	Polarity: Horizontal
EUT: WiFi 7 (802.11be) 2x2 Dual Band Dual Concurrent Wireless Module	Power: 3.3 Vdc
Note: Mode 7：Transmit at 6625MHz by 802.11be(80MHz)	

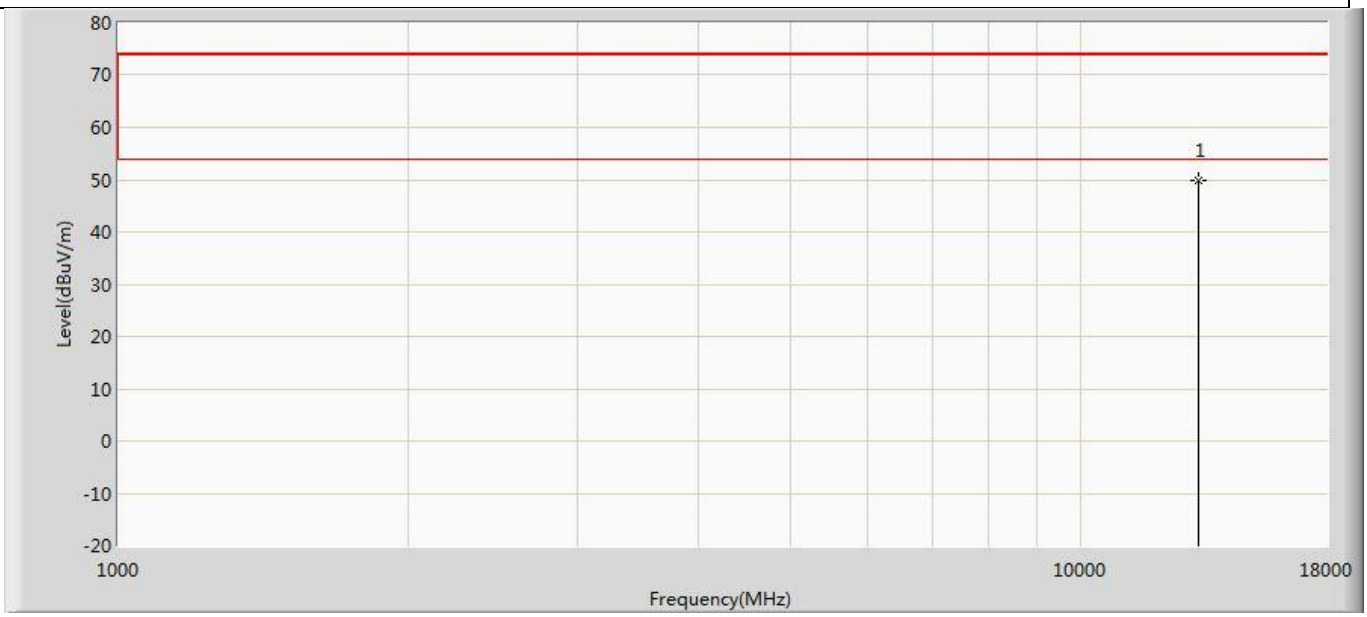

No	Mark	Frequency (MHz)	Measure Level (dBuV/m)	Reading Level (dBuV)	Over Limit (dB)	Limit (dBuV/m)	Factor (dB)	Type
1	*	13250.000	49.930	51.160	-24.070	74.000	-1.230	PK

Profile: 2480675R	Page No.: 339
Engineer: Yu Liu	
Site: AC5	Time: 2024/09/26 - 20:34
Limit: FCC_Part15.209_RE(3m)	Margin: 0
Probe: Horn_3117_00167055_(1-18GHz)	Polarity: Vertical
EUT: WiFi 7 (802.11be) 2x2 Dual Band Dual Concurrent Wireless Module	Power: 3.3 Vdc
Note: Mode 7：Transmit at 6705MHz by 802.11be(80MHz)	

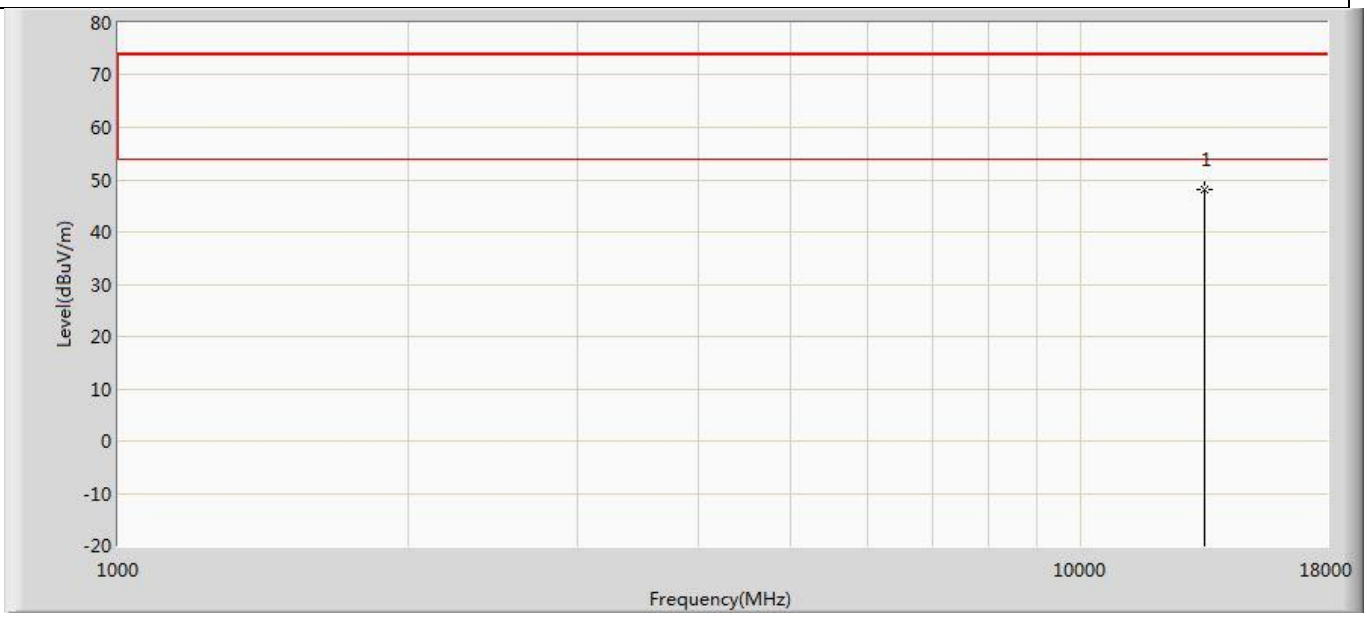

No	Mark	Frequency (MHz)	Measure Level (dBuV/m)	Reading Level (dBuV)	Over Limit (dB)	Limit (dBuV/m)	Factor (dB)	Type
1	*	13410.000	48.199	49.430	-25.801	74.000	-1.231	PK

Profile: 2480675R	Page No.: 340
Engineer: Yu Liu	
Site: AC5	Time: 2024/09/26 - 20:34
Limit: FCC_Part15.209_RE(3m)	Margin: 0
Probe: Horn_3117_00167055_(1-18GHz)	Polarity: Horizontal
EUT: WiFi 7 (802.11be) 2x2 Dual Band Dual Concurrent Wireless Module	Power: 3.3 Vdc
Note: Mode 7：Transmit at 6705MHz by 802.11be(80MHz)	

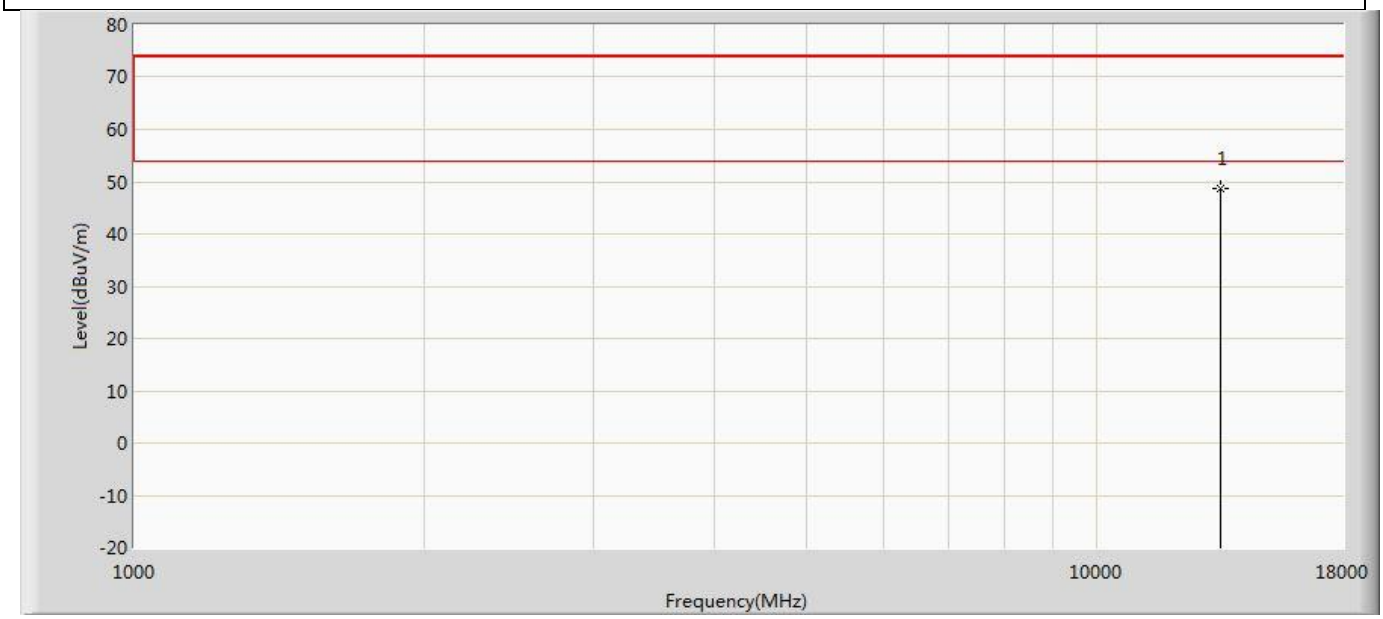

No	Mark	Frequency (MHz)	Measure Level (dBuV/m)	Reading Level (dBuV)	Over Limit (dB)	Limit (dBuV/m)	Factor (dB)	Type
1	*	13410.000	48.569	49.800	-25.431	74.000	-1.231	PK

Profile: 2480675R	Page No.: 341
Engineer: Yu Liu	
Site: AC5	Time: 2024/09/26 - 20:34
Limit: FCC_Part15.209_RE(3m)	Margin: 0
Probe: Horn_3117_00167055_(1-18GHz)	Polarity: Vertical
EUT: WiFi 7 (802.11be) 2x2 Dual Band Dual Concurrent Wireless Module	Power: 3.3 Vdc
Note: Mode 7：Transmit at 6785MHz by 802.11be(80MHz)	

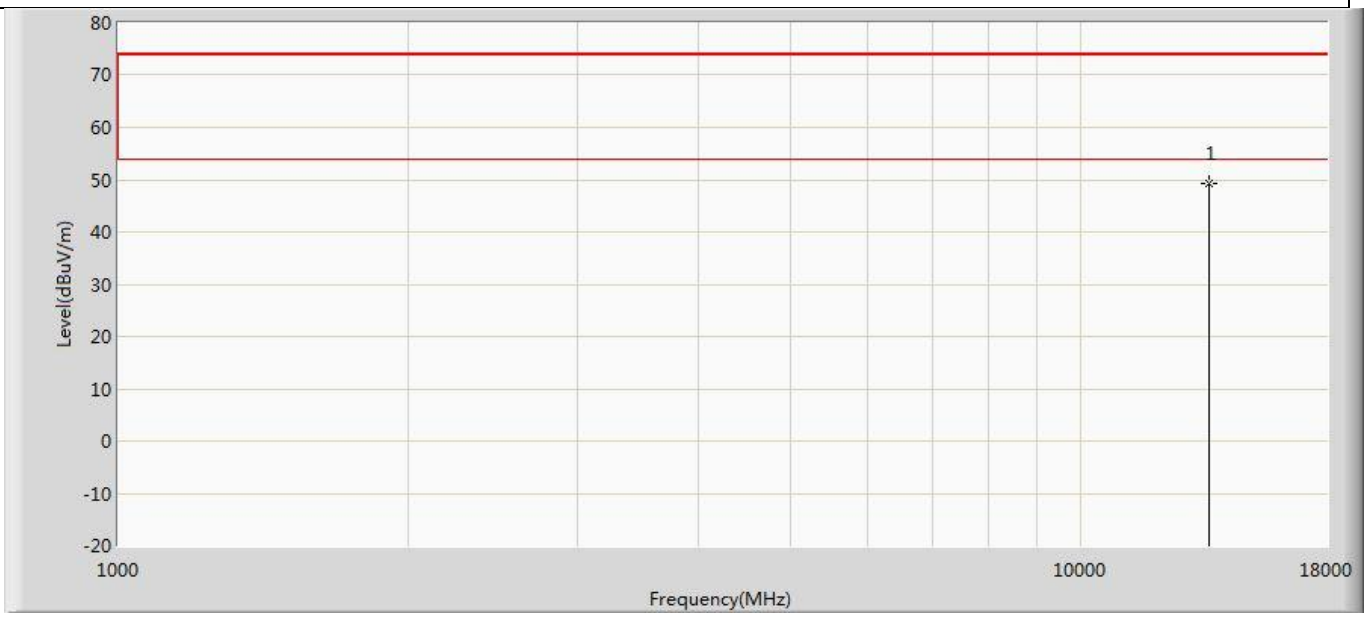

No	Mark	Frequency (MHz)	Measure Level (dBuV/m)	Reading Level (dBuV)	Over Limit (dB)	Limit (dBuV/m)	Factor (dB)	Type
1	*	13570.000	49.196	50.979	-24.804	74.000	-1.783	PK

Profile: 2480675R	Page No.: 342
Engineer: Yu Liu	
Site: AC5	Time: 2024/09/26 - 20:34
Limit: FCC_Part15.209_RE(3m)	Margin: 0
Probe: Horn_3117_00167055_(1-18GHz)	Polarity: Horizontal
EUT: WiFi 7 (802.11be) 2x2 Dual Band Dual Concurrent Wireless Module	Power: 3.3 Vdc
Note: Mode 7：Transmit at 6785MHz by 802.11be(80MHz)	

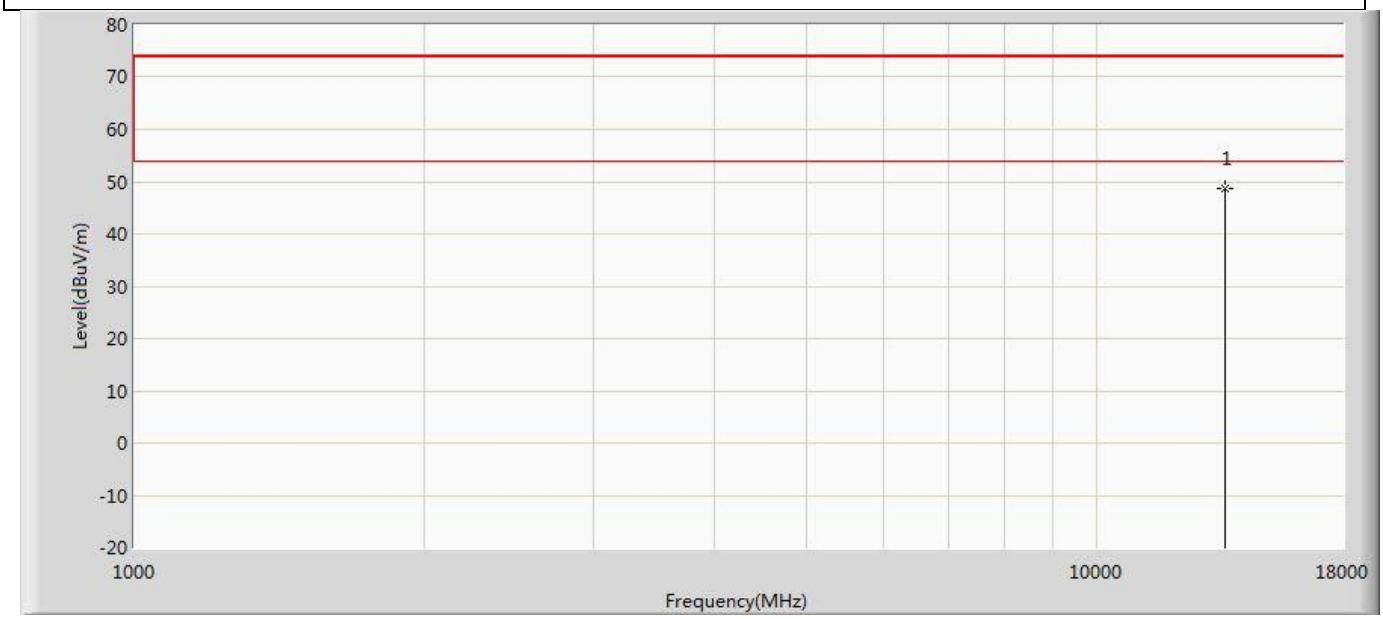

No	Mark	Frequency (MHz)	Measure Level (dBuV/m)	Reading Level (dBuV)	Over Limit (dB)	Limit (dBuV/m)	Factor (dB)	Type
1	*	13570.000	48.794	50.577	-25.206	74.000	-1.783	PK

Profile: 2480675R	Page No.: 343
Engineer: Yu Liu	
Site: AC5	Time: 2024/09/26 - 20:34
Limit: FCC_Part15.209_RE(3m)	Margin: 0
Probe: Horn_3117_00167055_(1-18GHz)	Polarity: Vertical
EUT: WiFi 7 (802.11be) 2x2 Dual Band Dual Concurrent Wireless Module	Power: 3.3 Vdc
Note: Mode 7：Transmit at 6865MHz by 802.11be(80MHz)	

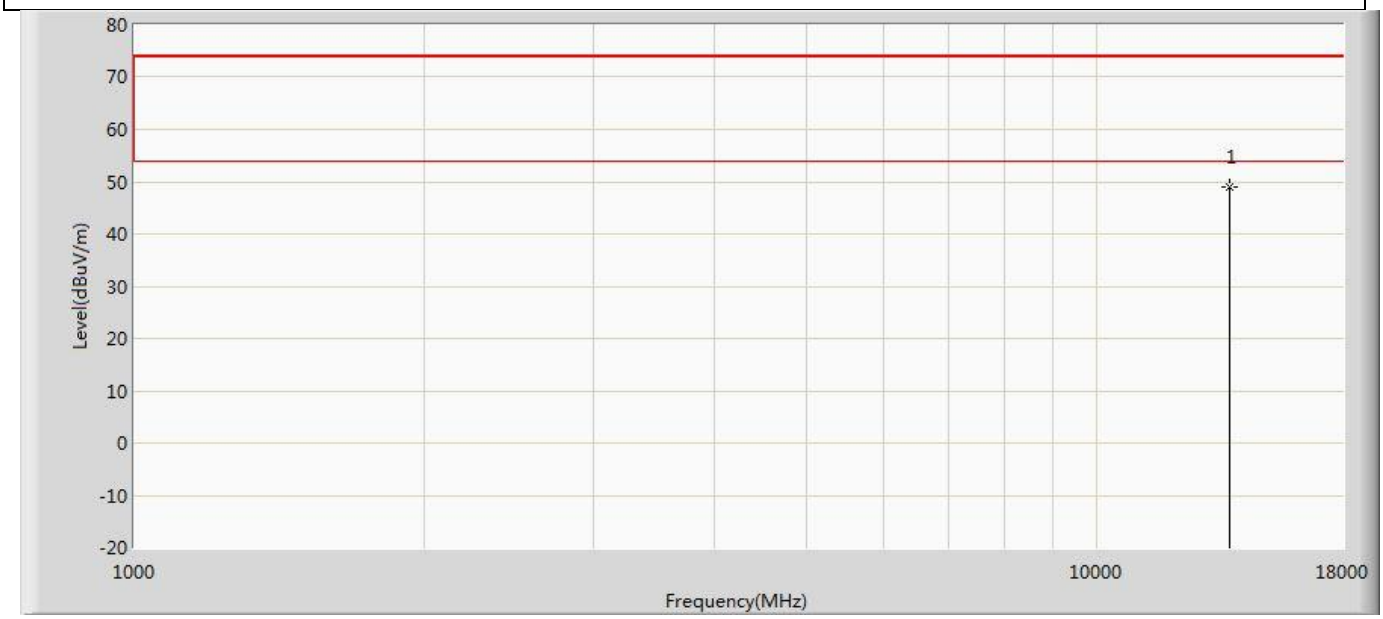

No	Mark	Frequency (MHz)	Measure Level (dBuV/m)	Reading Level (dBuV)	Over Limit (dB)	Limit (dBuV/m)	Factor (dB)	Type
1	*	13730.000	48.851	50.345	-25.149	74.000	-1.494	PK

Profile: 2480675R	Page No.: 344
Engineer: Yu Liu	
Site: AC5	Time: 2024/09/26 - 20:34
Limit: FCC_Part15.209_RE(3m)	Margin: 0
Probe: Horn_3117_00167055_(1-18GHz)	Polarity: Horizontal
EUT: WiFi 7 (802.11be) 2x2 Dual Band Dual Concurrent Wireless Module	Power: 3.3 Vdc
Note: Mode 7：Transmit at 6865MHz by 802.11be(80MHz)	

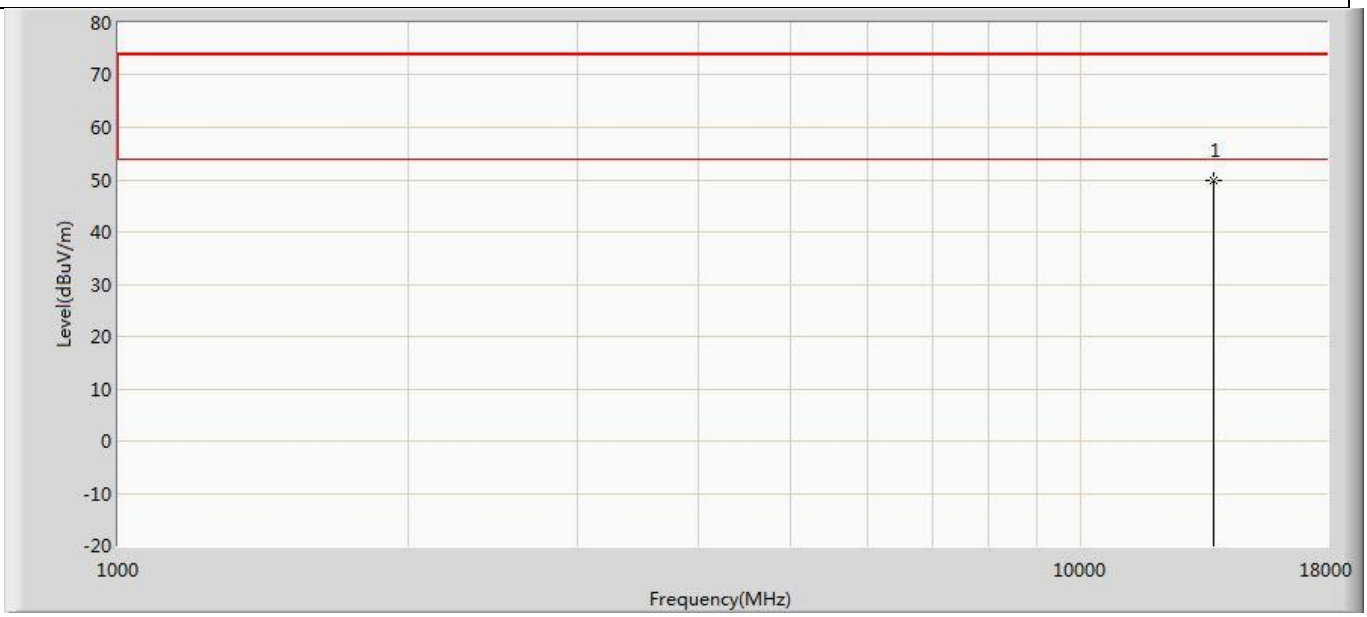

No	Mark	Frequency (MHz)	Measure Level (dBuV/m)	Reading Level (dBuV)	Over Limit (dB)	Limit (dBuV/m)	Factor (dB)	Type
1	*	13730.000	49.834	51.328	-24.166	74.000	-1.494	PK

Profile: 2480675R	Page No.: 345
Engineer: Yu Liu	
Site: AC5	Time: 2024/09/26 - 20:34
Limit: FCC_Part15.209_RE(3m)	Margin: 0
Probe: Horn_3117_00167055_(1-18GHz)	Polarity: Vertical
EUT: WiFi 7 (802.11be) 2x2 Dual Band Dual Concurrent Wireless Module	Power: 3.3 Vdc
Note: Mode 7：Transmit at 6945MHz by 802.11be(80MHz)	

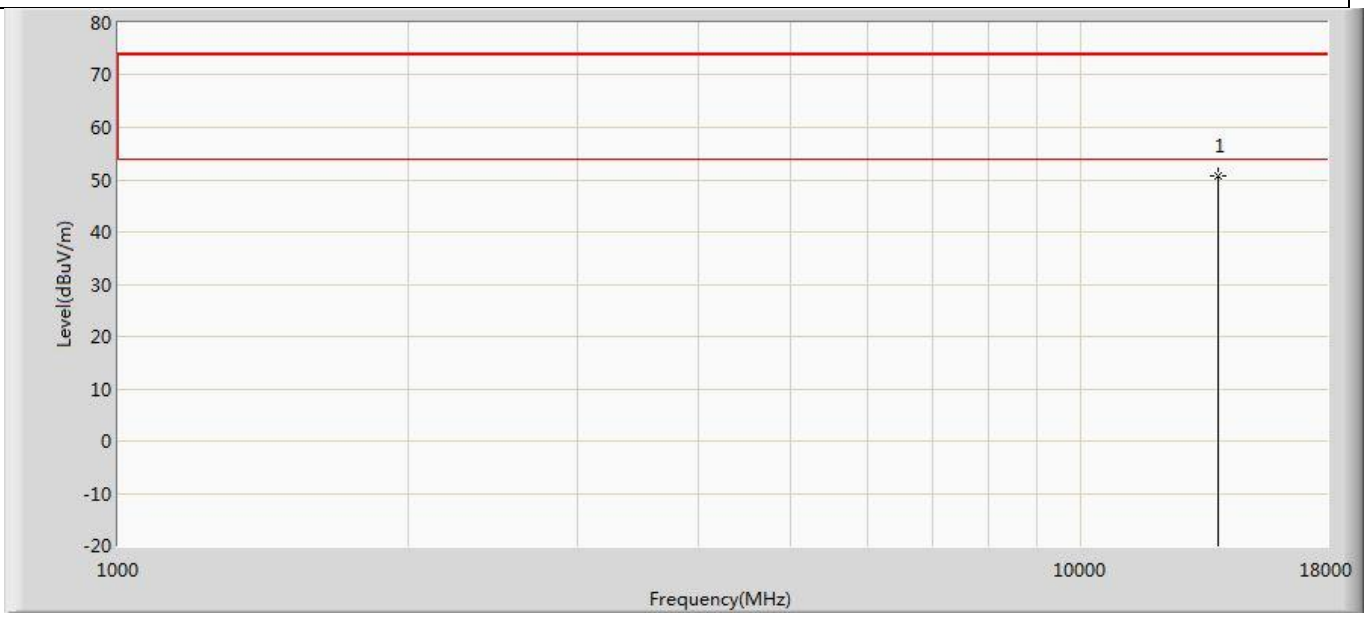

No	Mark	Frequency (MHz)	Measure Level (dBuV/m)	Reading Level (dBuV)	Over Limit (dB)	Limit (dBuV/m)	Factor (dB)	Type
1	*	13890.000	50.596	51.200	-23.404	74.000	-0.604	PK

Profile: 2480675R	Page No.: 346
Engineer: Yu Liu	
Site: AC5	Time: 2024/09/26 - 20:34
Limit: FCC_Part15.209_RE(3m)	Margin: 0
Probe: Horn_3117_00167055_(1-18GHz)	Polarity: Horizontal
EUT: WiFi 7 (802.11be) 2x2 Dual Band Dual Concurrent Wireless Module	Power: 3.3 Vdc
Note: Mode 7：Transmit at 6945MHz by 802.11be(80MHz)	

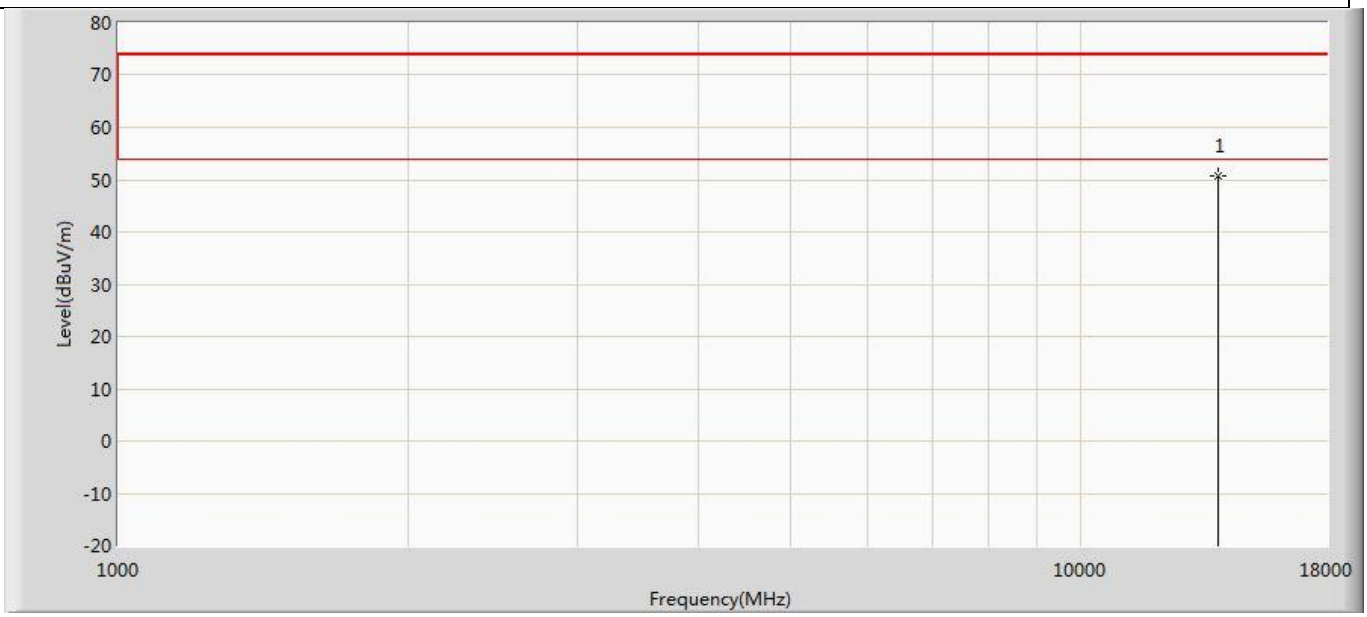

No	Mark	Frequency (MHz)	Measure Level (dBuV/m)	Reading Level (dBuV)	Over Limit (dB)	Limit (dBuV/m)	Factor (dB)	Type
1	*	13890.000	50.659	51.263	-23.341	74.000	-0.604	PK

Profile: 2480675R	Page No.: 347
Engineer: Yu Liu	
Site: AC5	Time: 2024/09/26 - 20:34
Limit: FCC_Part15.209_RE(3m)	Margin: 0
Probe: Horn_3117_00167055_(1-18GHz)	Polarity: Vertical
EUT: WiFi 7 (802.11be) 2x2 Dual Band Dual Concurrent Wireless Module	Power: 3.3 Vdc
Note: Mode 7：Transmit at 7025MHz by 802.11be(80MHz)	

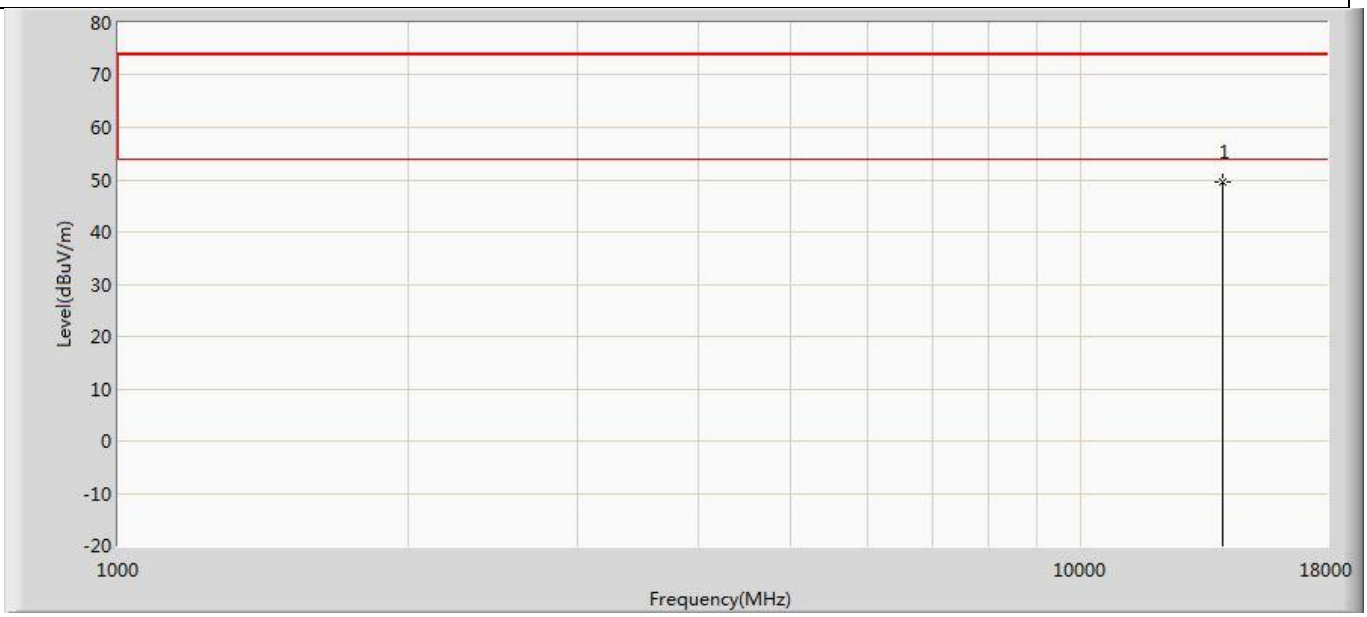

No	Mark	Frequency (MHz)	Measure Level (dBuV/m)	Reading Level (dBuV)	Over Limit (dB)	Limit (dBuV/m)	Factor (dB)	Type
1	*	14050.000	49.672	50.669	-24.328	74.000	-0.996	PK

Profile: 2480675R	Page No.: 348
Engineer: Yu Liu	
Site: AC5	Time: 2024/09/26 - 20:35
Limit: FCC_Part15.209_RE(3m)	Margin: 0
Probe: Horn_3117_00167055_(1-18GHz)	Polarity: Horizontal
EUT: WiFi 7 (802.11be) 2x2 Dual Band Dual Concurrent Wireless Module	Power: 3.3 Vdc
Note: Mode 7：Transmit at 7025MHz by 802.11be(80MHz)	

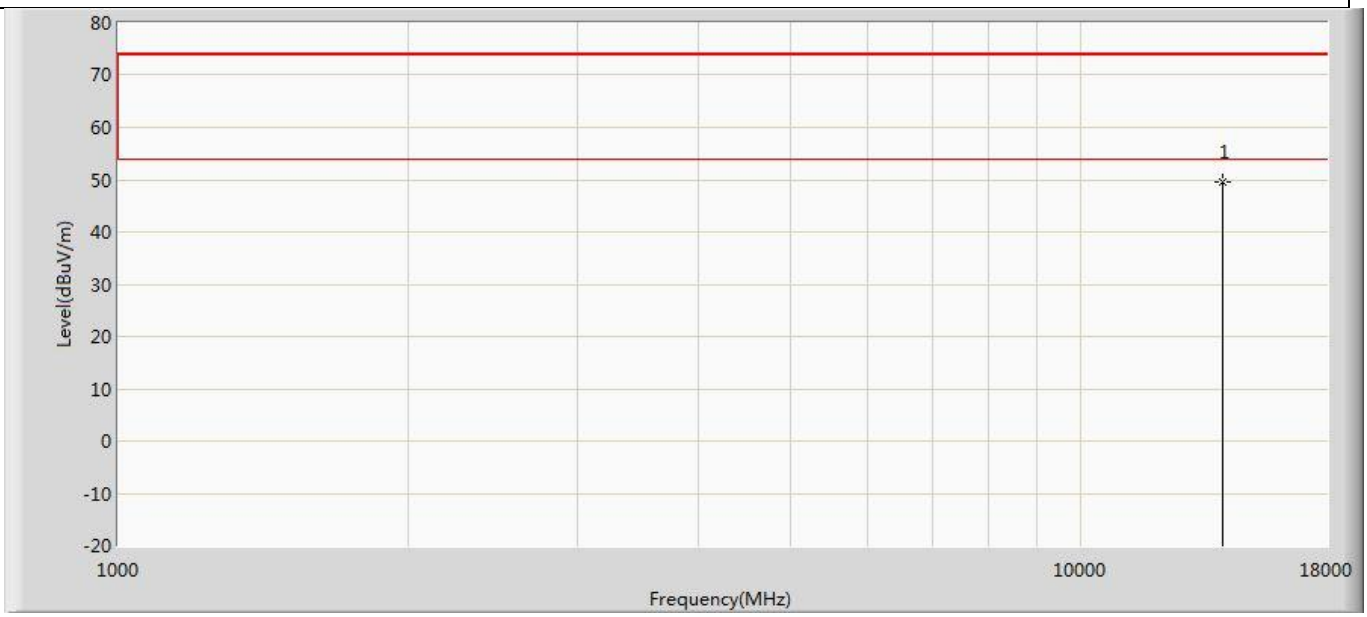

No	Mark	Frequency (MHz)	Measure Level (dBuV/m)	Reading Level (dBuV)	Over Limit (dB)	Limit (dBuV/m)	Factor (dB)	Type
1	*	14050.000	49.629	50.626	-24.371	74.000	-0.996	PK

Profile: 2480675R	Page No.: 349
Engineer: Yu Liu	
Site: AC5	Time: 2024/09/26 - 20:35
Limit: FCC_Part15.209_RE(3m)	Margin: 0
Probe: Horn_3117_00167055_(1-18GHz)	Polarity: Vertical
EUT: WiFi 7 (802.11be) 2x2 Dual Band Dual Concurrent Wireless Module	Power: 3.3 Vdc
Note: Mode 8：Transmit at 6025MHz by 802.11be(160MHz)	

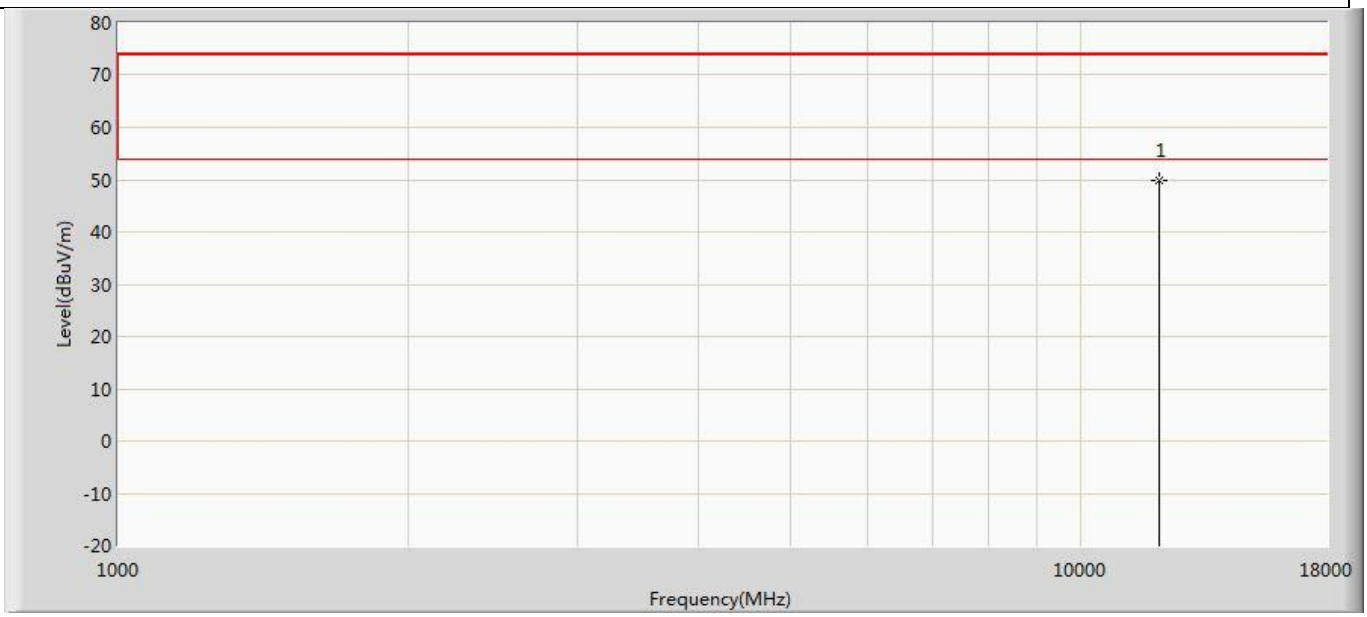

No	Mark	Frequency (MHz)	Measure Level (dBuV/m)	Reading Level (dBuV)	Over Limit (dB)	Limit (dBuV/m)	Factor (dB)	Type
1	*	12050.000	49.757	50.748	-24.243	74.000	-0.991	PK

Profile: 2480675R	Page No.: 350
Engineer: Yu Liu	
Site: AC5	Time: 2024/09/26 - 20:35
Limit: FCC_Part15.209_RE(3m)	Margin: 0
Probe: Horn_3117_00167055_(1-18GHz)	Polarity: Horizontal
EUT: WiFi 7 (802.11be) 2x2 Dual Band Dual Concurrent Wireless Module	Power: 3.3 Vdc
Note: Mode 8：Transmit at 6025MHz by 802.11be(160MHz)	

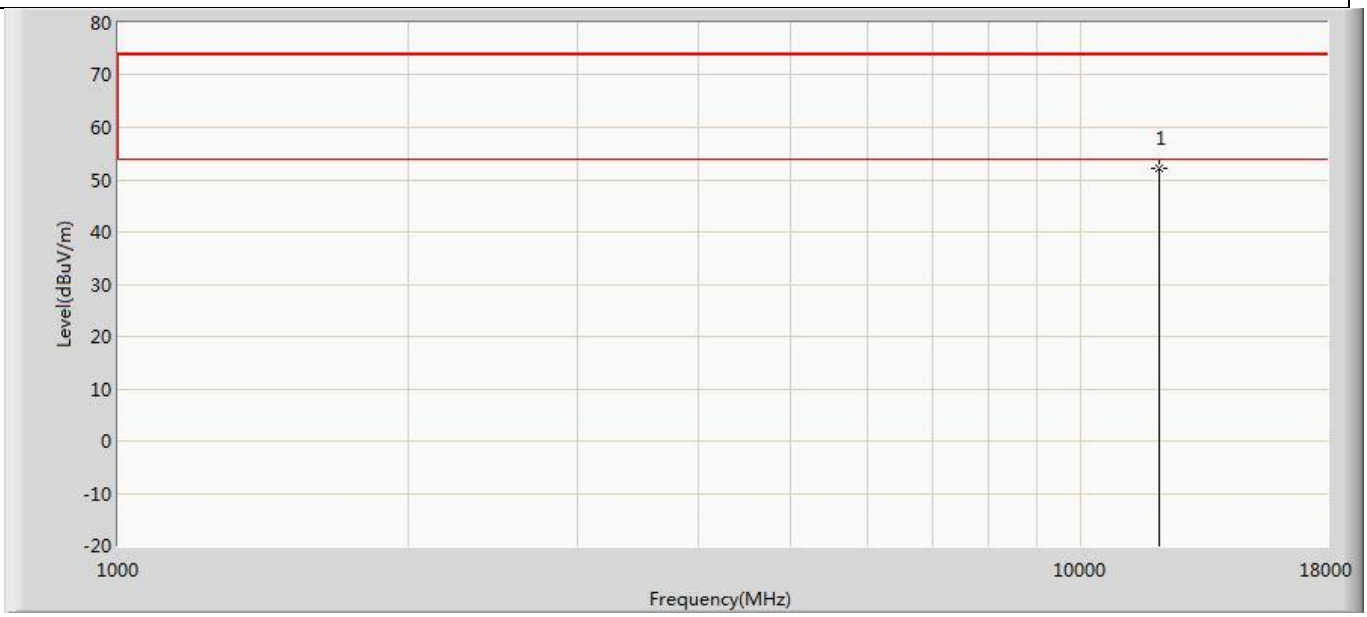

No	Mark	Frequency (MHz)	Measure Level (dBuV/m)	Reading Level (dBuV)	Over Limit (dB)	Limit (dBuV/m)	Factor (dB)	Type
1	*	12050.000	52.308	53.299	-21.692	74.000	-0.991	PK