Site: WZ-AC1	Test Date: 2022-12-22
Limit: FCC_2.4G_RE(3m)	Engineer: Carl Jiang
Probe: BBHA9120D_1167_1-18GHz	Polarity: Horizontal
EUT: WiFi 6 (802.11ax) 4×4 MU-MIMO Dual Band Module	Power: Powered by Test Jig
Test Mode: Transmit by 802.11n-HT20 at 2437MHz	

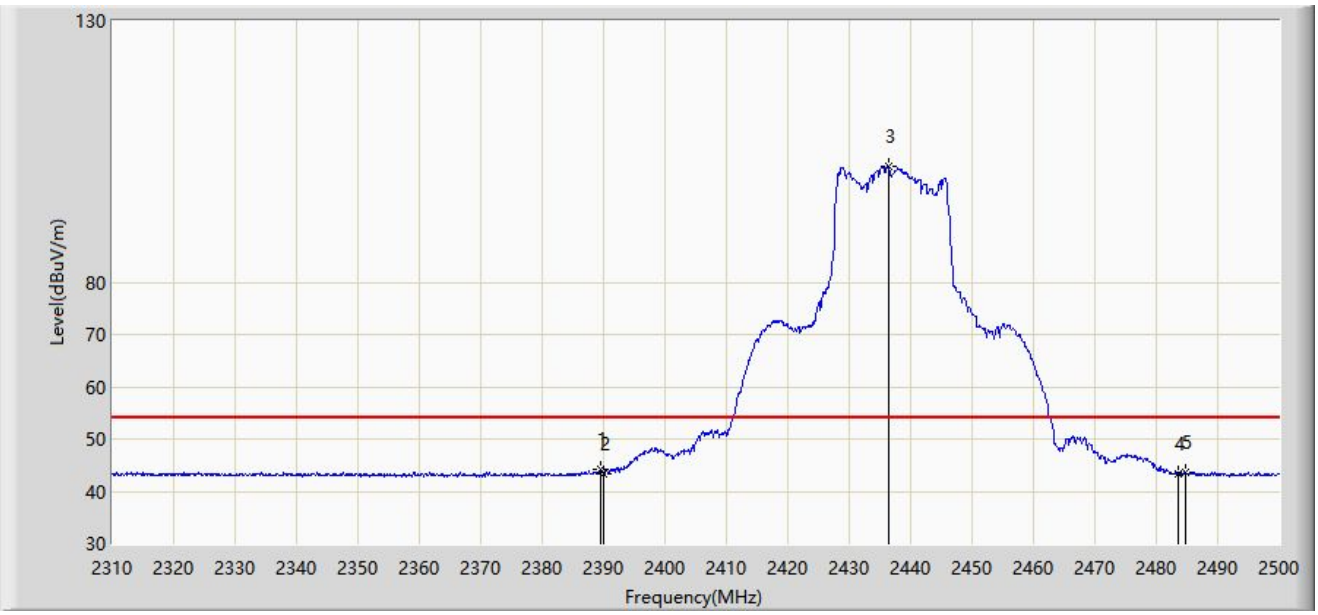

No	Mark	Frequency (MHz)	Measure Level (dBμV/m)	Reading Level (dBμV)	Margin (dB)	Limit (dBμV/m)	Factor (dB/m)	Type
1	*	2389.515	44.202	13.210	-9.798	54.000	30.992	AV
2		2390.000	43.358	12.366	-10.642	54.000	30.992	AV
3		2436.350	102.176	71.306	N/A	N/A	30.870	AV
4		2483.500	43.386	12.495	-10.614	54.000	30.892	AV
5		2484.705	43.650	12.761	-10.350	54.000	30.890	AV

Note 1: " * ", means this data is the worst emission level.

Note 2: Measure Level (dBμV/m) = Reading Level (dBμV) + Factor (dB/m).

Note 3: Factor (dB/m) = Cable Loss (dB) + Antenna Factor (dB/m).

Site: WZ-AC1	Test Date: 2022-12-22
Limit: FCC_2.4G_RE(3m)	Engineer: Carl Jiang
Probe: BBHA9120D_1167_1-18GHz	Polarity: Vertical
EUT: WiFi 6 (802.11ax) 4×4 MU-MIMO Dual Band Module	Power: Powered by Test Jig
Test Mode: Transmit by 802.11n-HT20 at 2437MHz	

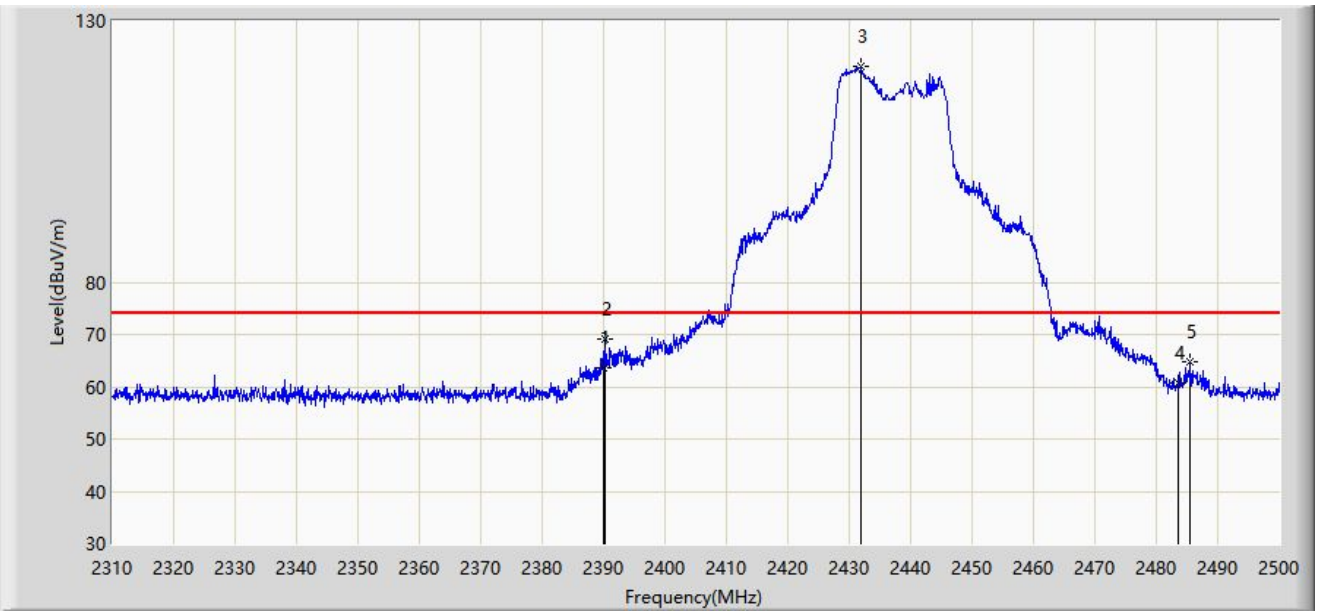

No	Mark	Frequency (MHz)	Measure Level (dBμV/m)	Reading Level (dBμV)	Margin (dB)	Limit (dBμV/m)	Factor (dB/m)	Type
1		2390.000	63.545	32.553	-10.455	74.000	30.992	PK
2	*	2390.180	69.057	38.065	-4.943	74.000	30.992	PK
3		2431.885	121.304	90.419	N/A	N/A	30.885	PK
4		2483.500	60.588	29.697	-13.412	74.000	30.892	PK
5		2485.465	64.768	33.880	-9.232	74.000	30.888	PK

Note 1: " * ", means this data is the worst emission level.

Note 2: Measure Level (dBμV/m) = Reading Level (dBμV) + Factor (dB/m).

Note 3: Factor (dB/m) = Cable Loss (dB) + Antenna Factor (dB/m).

Site: WZ-AC1	Test Date: 2022-12-22
Limit: FCC_2.4G_RE(3m)	Engineer: Carl Jiang
Probe: BBHA9120D_1167_1-18GHz	Polarity: Vertical
EUT: WiFi 6 (802.11ax) 4×4 MU-MIMO Dual Band Module	Power: Powered by Test Jig
Test Mode: Transmit by 802.11n-HT20 at 2437MHz	

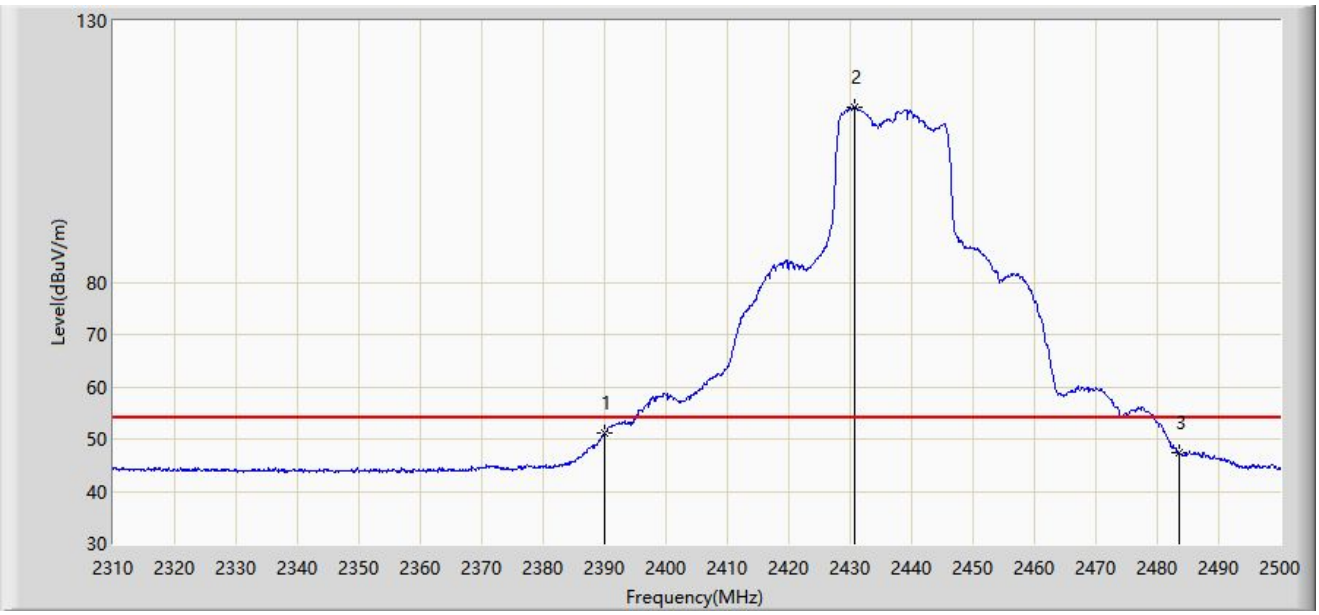

No	Mark	Frequency (MHz)	Measure Level (dBμV/m)	Reading Level (dBμV)	Margin (dB)	Limit (dBμV/m)	Factor (dB/m)	Type
1	*	2390.000	51.145	20.153	-2.855	54.000	30.992	AV
2		2430.745	113.478	82.589	N/A	N/A	30.890	AV
3		2483.500	47.282	16.391	-6.718	54.000	30.892	AV

Note 1: " * ", means this data is the worst emission level.

Note 2: Measure Level (dBμV/m) = Reading Level (dBμV) + Factor (dB/m).

Note 3: Factor (dB/m) = Cable Loss (dB) + Antenna Factor (dB/m).

Site: WZ-AC1	Test Date: 2022-12-22
Limit: FCC_2.4G_RE(3m)	Engineer: Carl Jiang
Probe: BBHA9120D_1167_1-18GHz	Polarity: Horizontal
EUT: WiFi 6 (802.11ax) 4×4 MU-MIMO Dual Band Module	Power: Powered by Test Jig
Test Mode: Transmit by 802.11n-HT20 at 2447MHz	

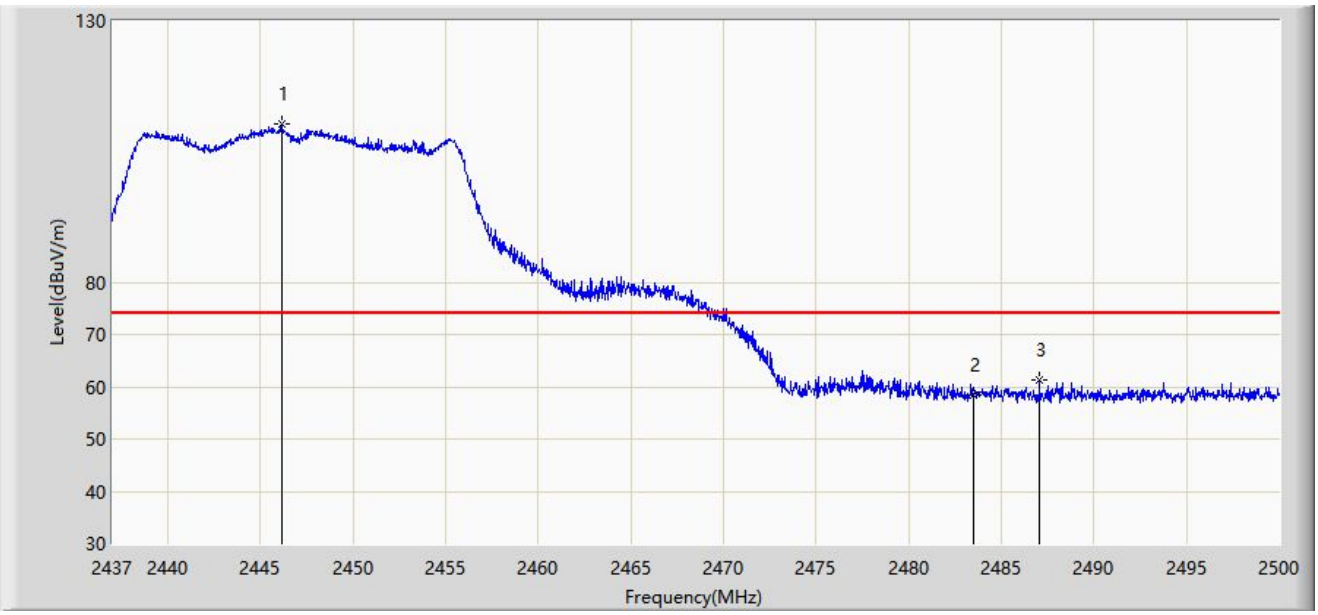

No	Mark	Frequency (MHz)	Measure Level (dBμV/m)	Reading Level (dBμV)	Margin (dB)	Limit (dBμV/m)	Factor (dB/m)	Type
1		2446.167	110.193	79.327	N/A	N/A	30.867	PK
2		2483.500	58.395	27.504	-15.605	74.000	30.892	PK
3	*	2487.053	61.378	30.492	-12.622	74.000	30.886	PK

Note 1: " * ", means this data is the worst emission level.

Note 2: Measure Level (dBμV/m) = Reading Level (dBμV) + Factor (dB/m).

Note 3: Factor (dB/m) = Cable Loss (dB) + Antenna Factor (dB/m).

Site: WZ-AC1	Test Date: 2022-12-22
Limit: FCC_2.4G_RE(3m)	Engineer: Carl Jiang
Probe: BBHA9120D_1167_1-18GHz	Polarity: Horizontal
EUT: WiFi 6 (802.11ax) 4×4 MU-MIMO Dual Band Module	Power: Powered by Test Jig
Test Mode: Transmit by 802.11n-HT20 at 2447MHz	

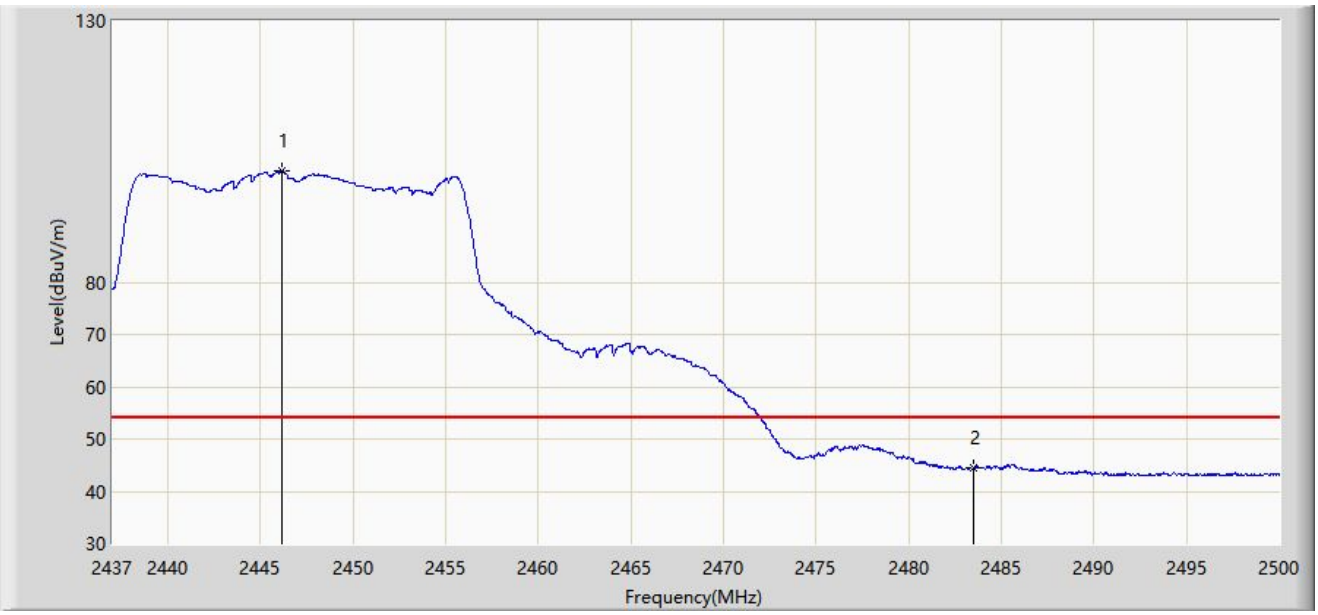

No	Mark	Frequency (MHz)	Measure Level (dBμV/m)	Reading Level (dBμV)	Margin (dB)	Limit (dBμV/m)	Factor (dB/m)	Type
1		2446.167	101.179	70.313	N/A	N/A	30.867	AV
2	*	2483.500	44.399	13.508	-9.601	54.000	30.892	AV

Note 1: " * ", means this data is the worst emission level.

Note 2: Measure Level (dBμV/m) = Reading Level (dBμV) + Factor (dB/m).

Note 3: Factor (dB/m) = Cable Loss (dB) + Antenna Factor (dB/m).

Site: WZ-AC1	Test Date: 2022-12-22
Limit: FCC_2.4G_RE(3m)	Engineer: Carl Jiang
Probe: BBHA9120D_1167_1-18GHz	Polarity: Vertical
EUT: WiFi 6 (802.11ax) 4×4 MU-MIMO Dual Band Module	Power: Powered by Test Jig
Test Mode: Transmit by 802.11n-HT20 at 2447MHz	

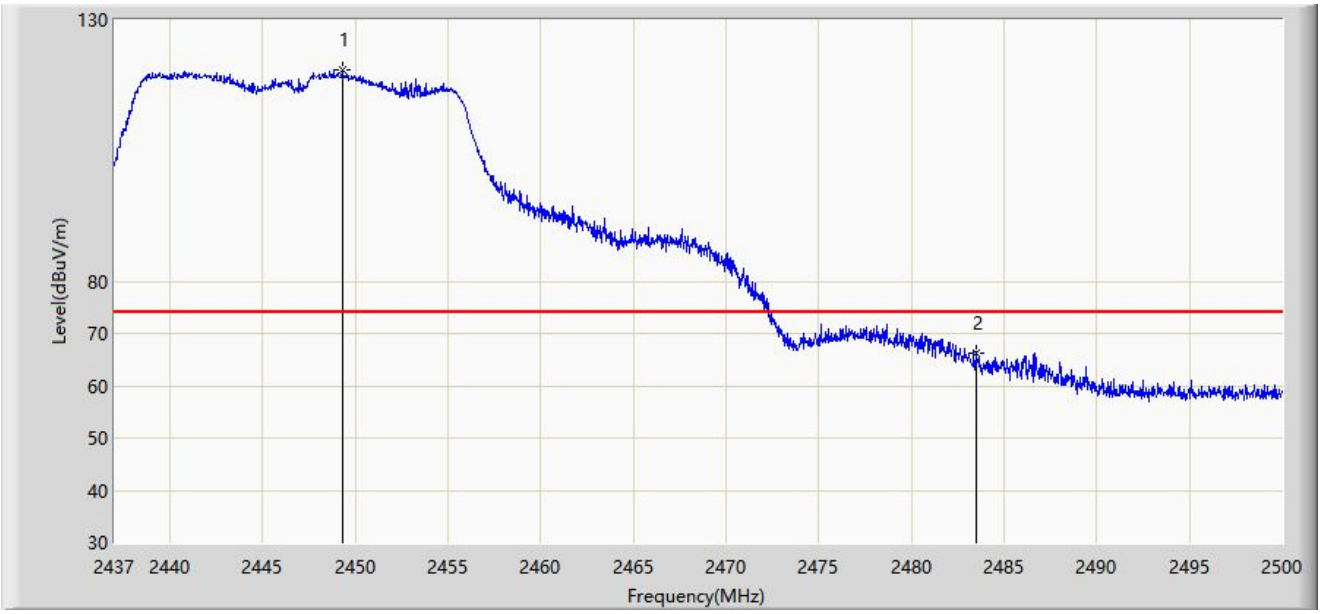

No	Mark	Frequency (MHz)	Measure Level (dBμV/m)	Reading Level (dBμV)	Margin (dB)	Limit (dBμV/m)	Factor (dB/m)	Type
1		2449.285	120.554	89.686	N/A	N/A	30.868	PK
2	*	2483.500	66.116	35.225	-7.884	74.000	30.892	PK

Note 1: " * ", means this data is the worst emission level.

Note 2: Measure Level (dBμV/m) = Reading Level (dBμV) + Factor (dB/m).

Note 3: Factor (dB/m) = Cable Loss (dB) + Antenna Factor (dB/m).

Site: WZ-AC1	Test Date: 2022-12-22
Limit: FCC_2.4G_RE(3m)	Engineer: Carl Jiang
Probe: BBHA9120D_1167_1-18GHz	Polarity: Vertical
EUT: WiFi 6 (802.11ax) 4×4 MU-MIMO Dual Band Module	Power: Powered by Test Jig
Test Mode: Transmit by 802.11n-HT20 at 2447MHz	

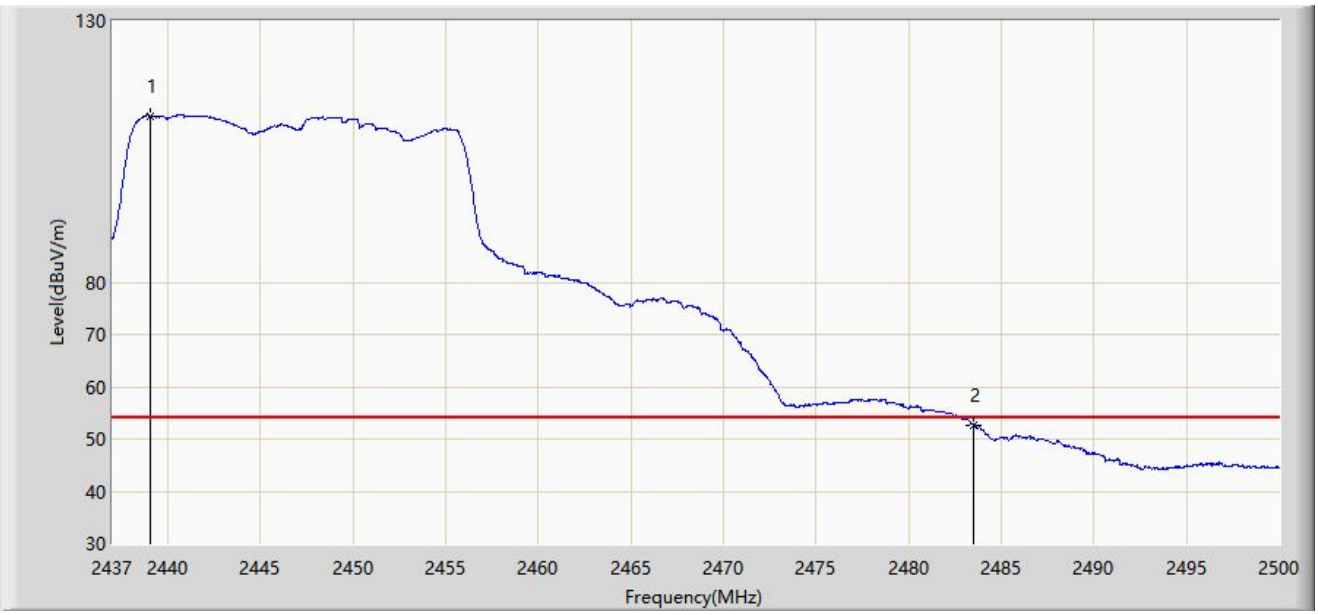

No	Mark	Frequency (MHz)	Measure Level (dBμV/m)	Reading Level (dBμV)	Margin (dB)	Limit (dBμV/m)	Factor (dB/m)	Type
1		2439.016	111.859	80.995	N/A	N/A	30.864	AV
2	*	2483.500	52.708	21.817	-1.292	54.000	30.892	AV

Note 1: " * ", means this data is the worst emission level.

Note 2: Measure Level (dBμV/m) = Reading Level (dBμV) + Factor (dB/m).

Note 3: Factor (dB/m) = Cable Loss (dB) + Antenna Factor (dB/m).

Site: WZ-AC1	Test Date: 2022-12-22
Limit: FCC_2.4G_RE(3m)	Engineer: Carl Jiang
Probe: BBHA9120D_1167_1-18GHz	Polarity: Horizontal
EUT: WiFi 6 (802.11ax) 4×4 MU-MIMO Dual Band Module	Power: Powered by Test Jig
Test Mode: Transmit by 802.11n-HT20 at 2452MHz	

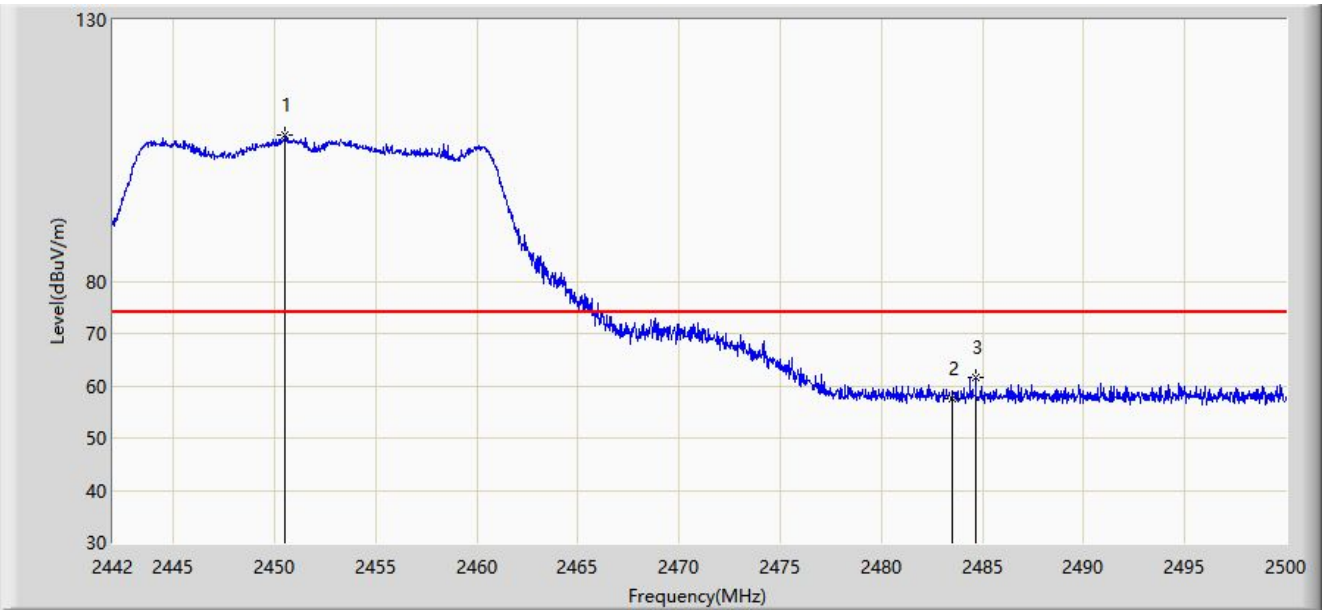

No	Mark	Frequency (MHz)	Measure Level (dBμV/m)	Reading Level (dBμV)	Margin (dB)	Limit (dBμV/m)	Factor (dB/m)	Type
1		2450.526	107.859	76.990	N/A	N/A	30.869	PK
2		2483.500	57.534	26.643	-16.466	74.000	30.892	PK
3	*	2484.659	61.673	30.783	-12.327	74.000	30.890	PK

Note 1: " * ", means this data is the worst emission level.

Note 2: Measure Level (dBμV/m) = Reading Level (dBμV) + Factor (dB/m).

Note 3: Factor (dB/m) = Cable Loss (dB) + Antenna Factor (dB/m).

Site: WZ-AC1	Test Date: 2022-12-22
Limit: FCC_2.4G_RE(3m)	Engineer: Carl Jiang
Probe: BBHA9120D_1167_1-18GHz	Polarity: Horizontal
EUT: WiFi 6 (802.11ax) 4×4 MU-MIMO Dual Band Module	Power: Powered by Test Jig
Test Mode: Transmit by 802.11n-HT20 at 2452MHz	

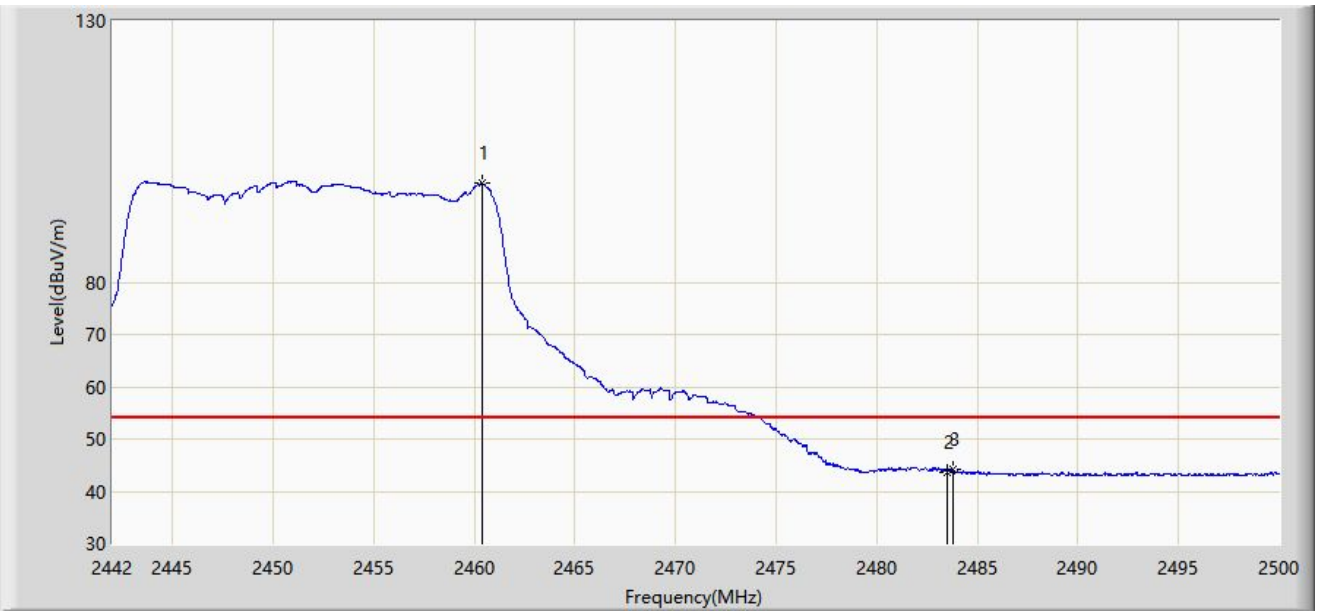

No	Mark	Frequency (MHz)	Measure Level (dBμV/m)	Reading Level (dBμV)	Margin (dB)	Limit (dBμV/m)	Factor (dB/m)	Type
1		2460.357	98.848	67.969	N/A	N/A	30.879	AV
2		2483.500	43.750	12.859	-10.250	54.000	30.892	AV
3	*	2483.760	44.330	13.439	-9.670	54.000	30.891	AV

Note 1: " * ", means this data is the worst emission level.

Note 2: Measure Level (dBμV/m) = Reading Level (dBμV) + Factor (dB/m).

Note 3: Factor (dB/m) = Cable Loss (dB) + Antenna Factor (dB/m).

Site: WZ-AC1	Test Date: 2022-12-22
Limit: FCC_2.4G_RE(3m)	Engineer: Carl Jiang
Probe: BBHA9120D_1167_1-18GHz	Polarity: Vertical
EUT: WiFi 6 (802.11ax) 4×4 MU-MIMO Dual Band Module	Power: Powered by Test Jig
Test Mode: Transmit by 802.11n-HT20 at 2452MHz	

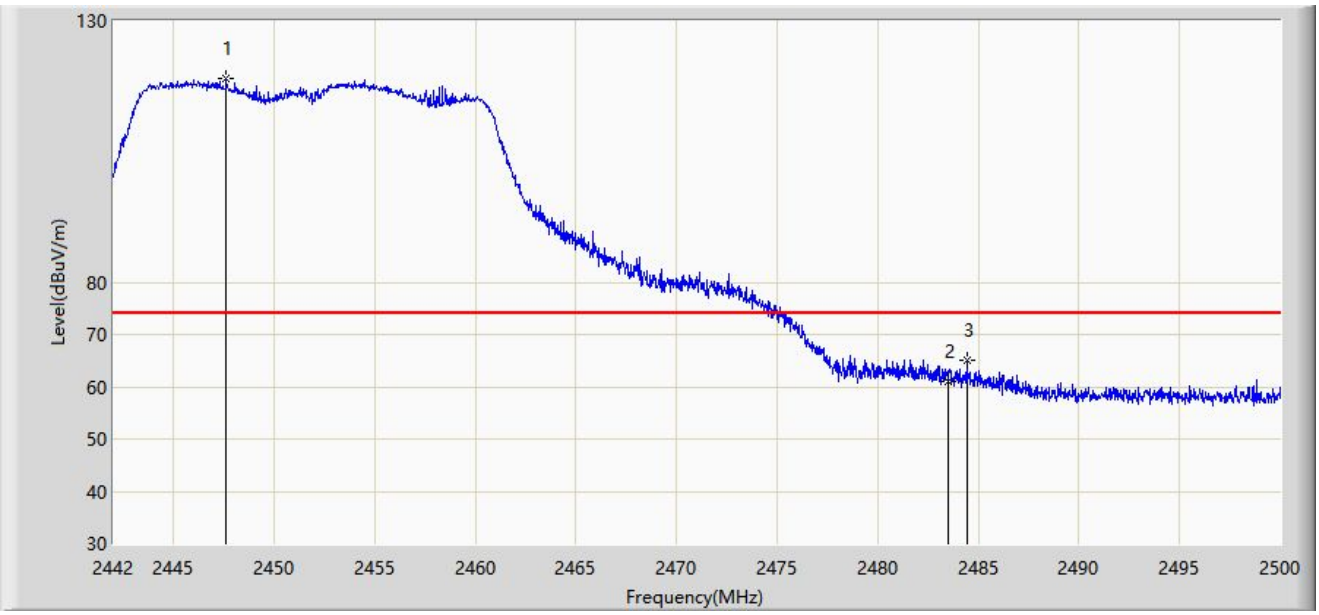

No	Mark	Frequency (MHz)	Measure Level (dBμV/m)	Reading Level (dBμV)	Margin (dB)	Limit (dBμV/m)	Factor (dB/m)	Type
1		2447.597	118.960	88.093	N/A	N/A	30.868	PK
2		2483.500	60.981	30.090	-13.019	74.000	30.892	PK
3	*	2484.427	65.068	34.178	-8.932	74.000	30.890	PK

Note 1: " * ", means this data is the worst emission level.

Note 2: Measure Level (dBμV/m) = Reading Level (dBμV) + Factor (dB/m).

Note 3: Factor (dB/m) = Cable Loss (dB) + Antenna Factor (dB/m).

Site: WZ-AC1	Test Date: 2022-12-22
Limit: FCC_2.4G_RE(3m)	Engineer: Carl Jiang
Probe: BBHA9120D_1167_1-18GHz	Polarity: Vertical
EUT: WiFi 6 (802.11ax) 4×4 MU-MIMO Dual Band Module	Power: Powered by Test Jig
Test Mode: Transmit by 802.11n-HT20 at 2452MHz	

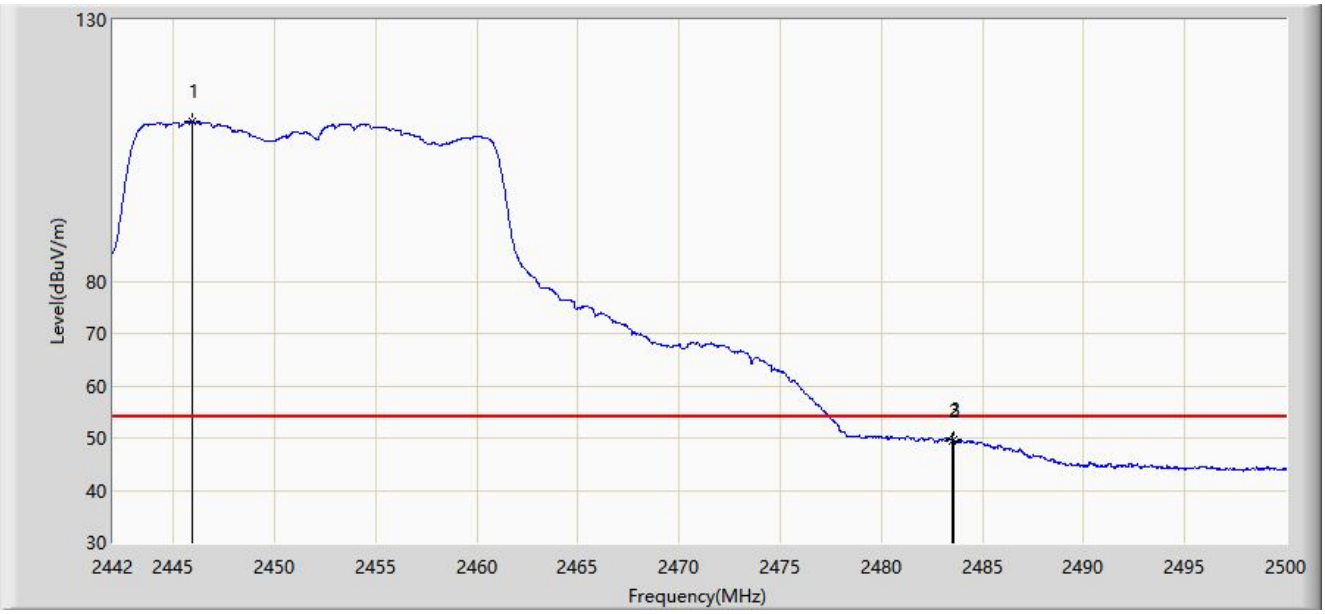

No	Mark	Frequency (MHz)	Measure Level (dBμV/m)	Reading Level (dBμV)	Margin (dB)	Limit (dBμV/m)	Factor (dB/m)	Type
1		2445.944	110.498	79.632	N/A	N/A	30.866	AV
2		2483.500	49.558	18.667	-4.442	54.000	30.892	AV
3	*	2483.557	49.702	18.811	-4.298	54.000	30.892	AV

Note 1: " * ", means this data is the worst emission level.

Note 2: Measure Level (dBμV/m) = Reading Level (dBμV) + Factor (dB/m).

Note 3: Factor (dB/m) = Cable Loss (dB) + Antenna Factor (dB/m).

Site: WZ-AC1	Test Date: 2022-12-22
Limit: FCC_2.4G_RE(3m)	Engineer: Carl Jiang
Probe: BBHA9120D_1167_1-18GHz	Polarity: Horizontal
EUT: WiFi 6 (802.11ax) 4×4 MU-MIMO Dual Band Module	Power: Powered by Test Jig
Test Mode: Transmit by 802.11n-HT20 at 2457MHz	

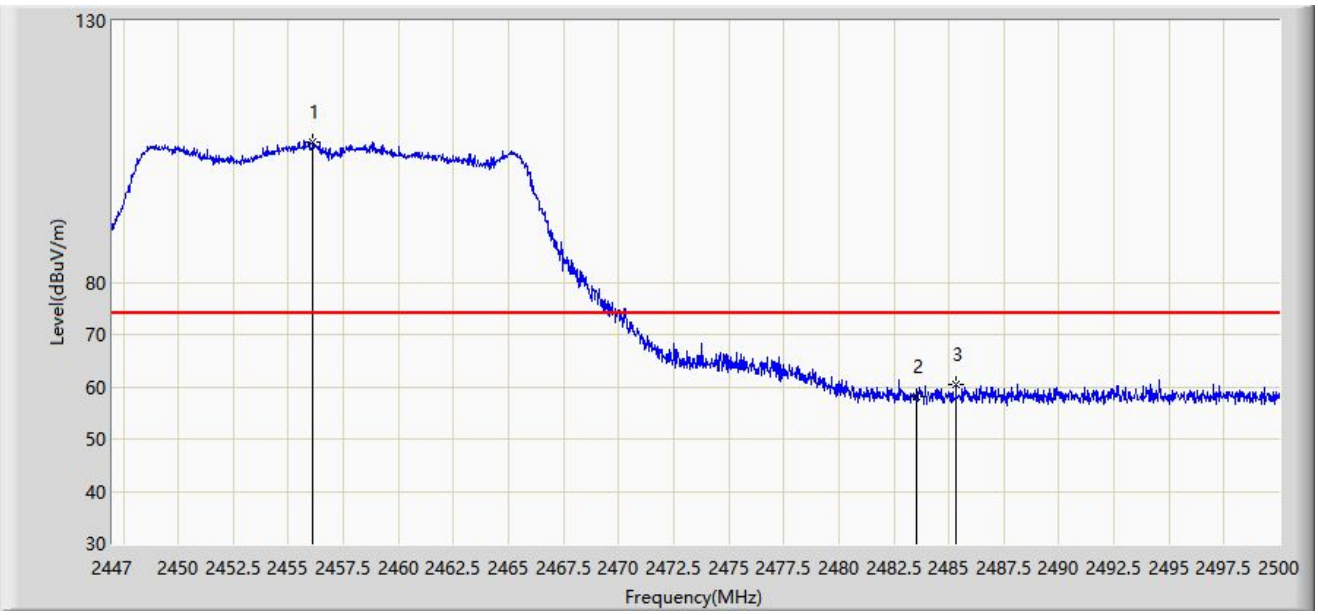

No	Mark	Frequency (MHz)	Measure Level (dBμV/m)	Reading Level (dBμV)	Margin (dB)	Limit (dBμV/m)	Factor (dB/m)	Type
1		2456.116	106.892	76.020	N/A	N/A	30.872	PK
2		2483.500	58.124	27.233	-15.876	74.000	30.892	PK
3	*	2485.319	60.572	29.684	-13.428	74.000	30.889	PK

Note 1: " * ", means this data is the worst emission level.

Note 2: Measure Level (dBμV/m) = Reading Level (dBμV) + Factor (dB/m).

Note 3: Factor (dB/m) = Cable Loss (dB) + Antenna Factor (dB/m).

Site: WZ-AC1	Test Date: 2022-12-22
Limit: FCC_2.4G_RE(3m)	Engineer: Carl Jiang
Probe: BBHA9120D_1167_1-18GHz	Polarity: Horizontal
EUT: WiFi 6 (802.11ax) 4×4 MU-MIMO Dual Band Module	Power: Powered by Test Jig
Test Mode: Transmit by 802.11n-HT20 at 2457MHz	

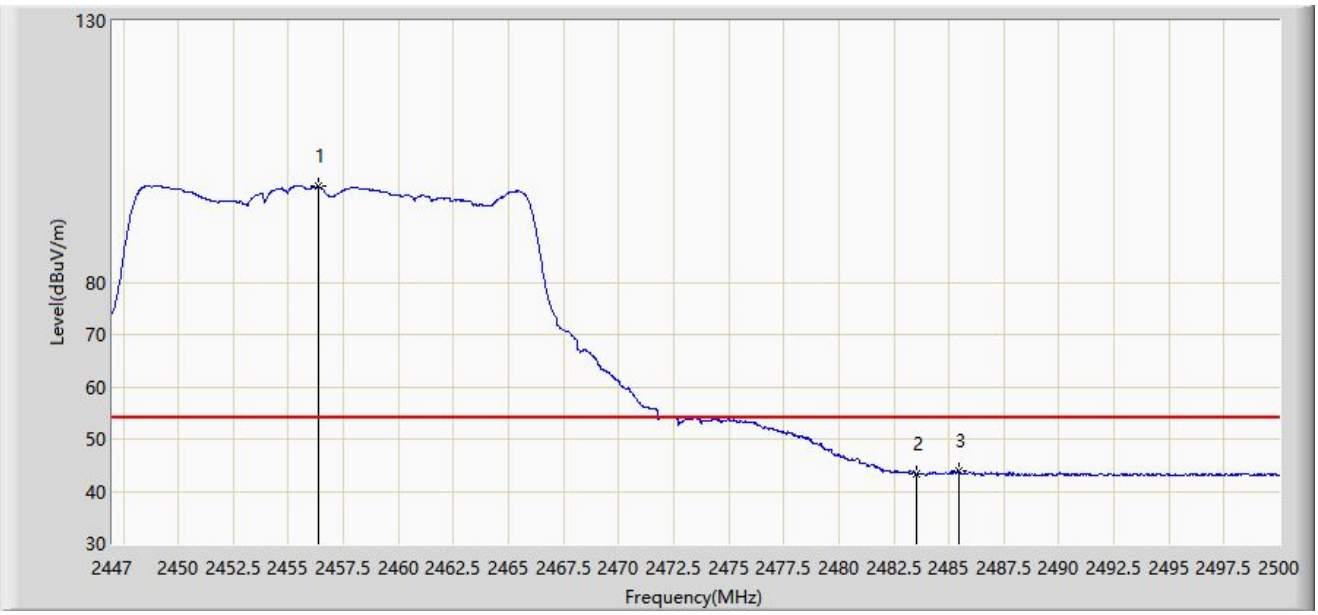

No	Mark	Frequency (MHz)	Measure Level (dBμV/m)	Reading Level (dBμV)	Margin (dB)	Limit (dBμV/m)	Factor (dB/m)	Type
1		2456.381	98.298	67.426	N/A	N/A	30.872	AV
2		2483.500	43.356	12.465	-10.644	54.000	30.892	AV
3	*	2485.425	43.802	12.914	-10.198	54.000	30.889	AV

Note 1: " * ", means this data is the worst emission level.

Note 2: Measure Level (dBμV/m) = Reading Level (dBμV) + Factor (dB/m).

Note 3: Factor (dB/m) = Cable Loss (dB) + Antenna Factor (dB/m).

Site: WZ-AC1	Test Date: 2022-12-22
Limit: FCC_2.4G_RE(3m)	Engineer: Carl Jiang
Probe: BBHA9120D_1167_1-18GHz	Polarity: Vertical
EUT: WiFi 6 (802.11ax) 4×4 MU-MIMO Dual Band Module	Power: Powered by Test Jig
Test Mode: Transmit by 802.11n-HT20 at 2457MHz	

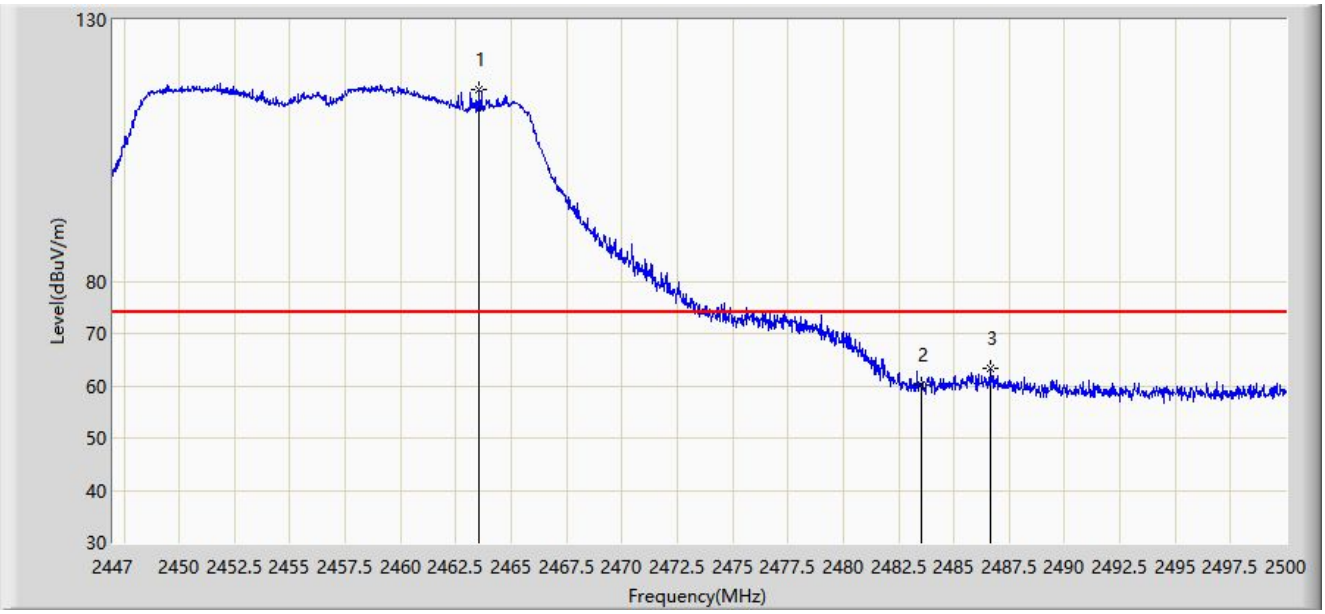

No	Mark	Frequency (MHz)	Measure Level (dBμV/m)	Reading Level (dBμV)	Margin (dB)	Limit (dBμV/m)	Factor (dB/m)	Type
1		2463.536	116.621	85.736	N/A	N/A	30.885	PK
2		2483.500	60.011	29.120	-13.989	74.000	30.892	PK
3	*	2486.670	63.378	32.492	-10.622	74.000	30.886	PK

Note 1: " * ", means this data is the worst emission level.

Note 2: Measure Level (dBμV/m) = Reading Level (dBμV) + Factor (dB/m).

Note 3: Factor (dB/m) = Cable Loss (dB) + Antenna Factor (dB/m).

Site: WZ-AC1	Test Date: 2022-12-22
Limit: FCC_2.4G_RE(3m)	Engineer: Carl Jiang
Probe: BBHA9120D_1167_1-18GHz	Polarity: Vertical
EUT: WiFi 6 (802.11ax) 4×4 MU-MIMO Dual Band Module	Power: Powered by Test Jig
Test Mode: Transmit by 802.11n-HT20 at 2457MHz	

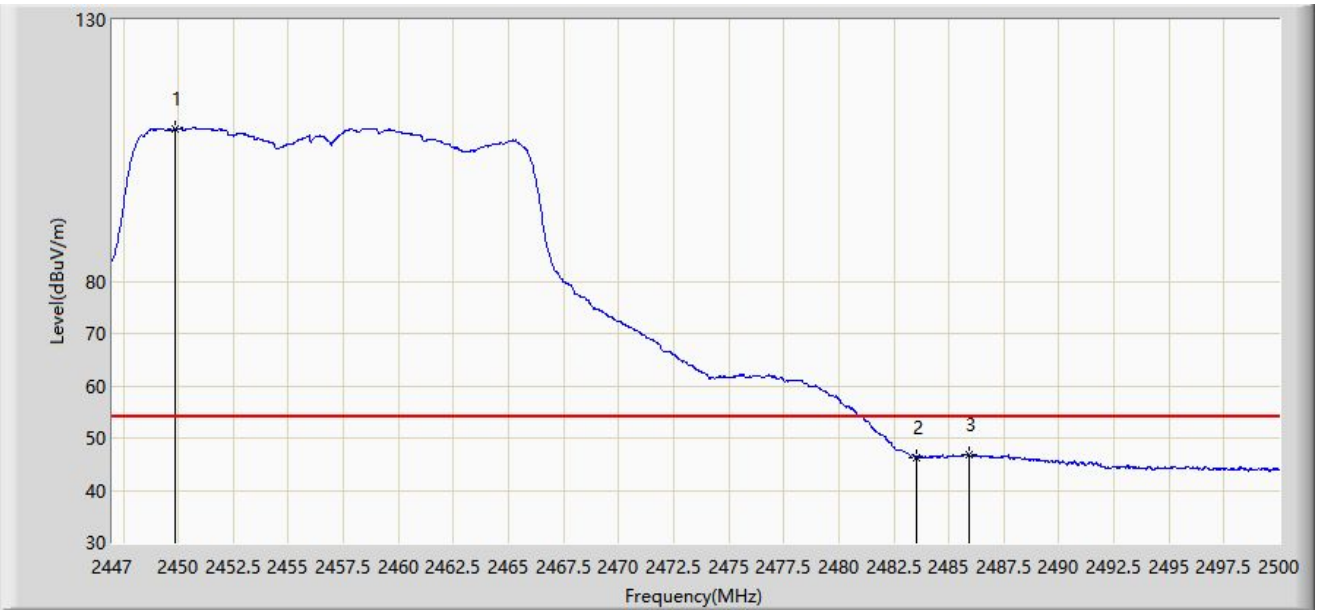

No	Mark	Frequency (MHz)	Measure Level (dBμV/m)	Reading Level (dBμV)	Margin (dB)	Limit (dBμV/m)	Factor (dB/m)	Type
1		2449.862	109.075	78.207	N/A	N/A	30.868	AV
2		2483.500	46.334	15.443	-7.666	54.000	30.892	AV
3	*	2485.928	46.842	15.955	-7.158	54.000	30.888	AV

Note 1: " * ", means this data is the worst emission level.

Note 2: Measure Level (dBμV/m) = Reading Level (dBμV) + Factor (dB/m).

Note 3: Factor (dB/m) = Cable Loss (dB) + Antenna Factor (dB/m).

Site: WZ-AC1	Test Date: 2022-12-22
Limit: FCC_2.4G_RE(3m)	Engineer: Carl Jiang
Probe: BBHA9120D_1167_1-18GHz	Polarity: Horizontal
EUT: WiFi 6 (802.11ax) 4×4 MU-MIMO Dual Band Module	Power: Powered by Test Jig
Test Mode: Transmit by 802.11n-HT20 at 2462MHz	

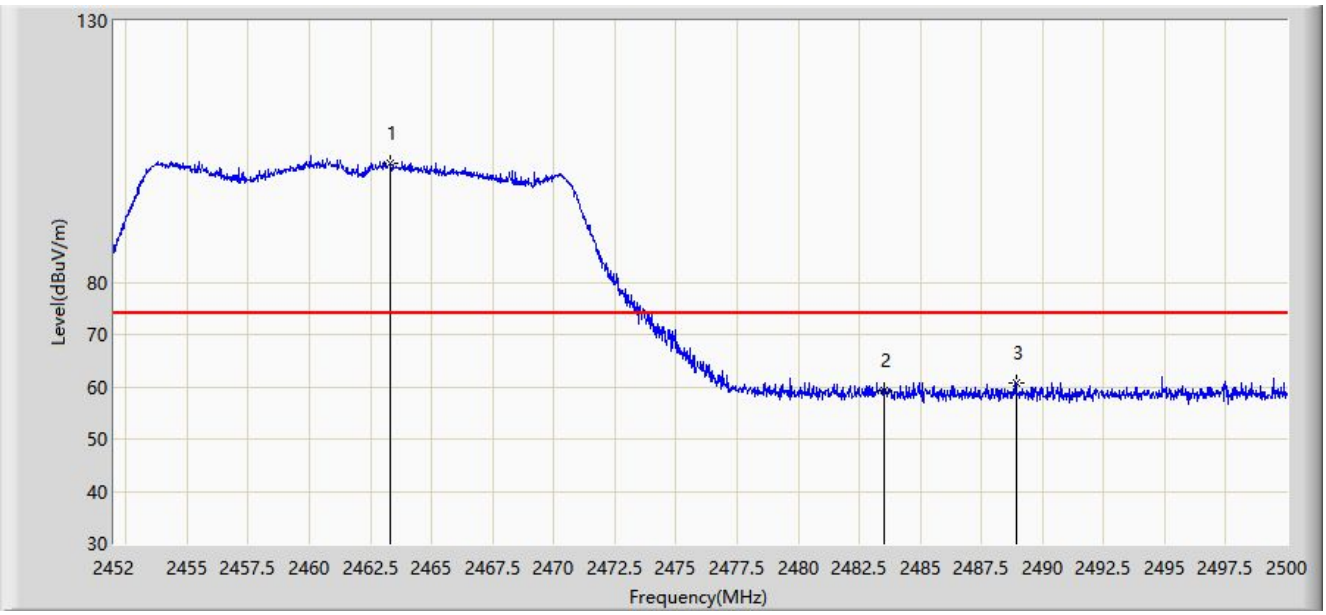

No	Mark	Frequency (MHz)	Measure Level (dBμV/m)	Reading Level (dBμV)	Margin (dB)	Limit (dBμV/m)	Factor (dB/m)	Type
1		2463.304	102.896	72.011	N/A	N/A	30.885	PK
2		2483.500	59.395	28.504	-14.605	74.000	30.892	PK
3	*	2488.936	60.631	29.748	-13.369	74.000	30.882	PK

Note 1: " * ", means this data is the worst emission level.

Note 2: Measure Level (dBμV/m) = Reading Level (dBμV) + Factor (dB/m).

Note 3: Factor (dB/m) = Cable Loss (dB) + Antenna Factor (dB/m).

Site: WZ-AC1	Test Date: 2022-12-22
Limit: FCC_2.4G_RE(3m)	Engineer: Carl Jiang
Probe: BBHA9120D_1167_1-18GHz	Polarity: Horizontal
EUT: WiFi 6 (802.11ax) 4×4 MU-MIMO Dual Band Module	Power: Powered by Test Jig
Test Mode: Transmit by 802.11n-HT20 at 2462MHz	

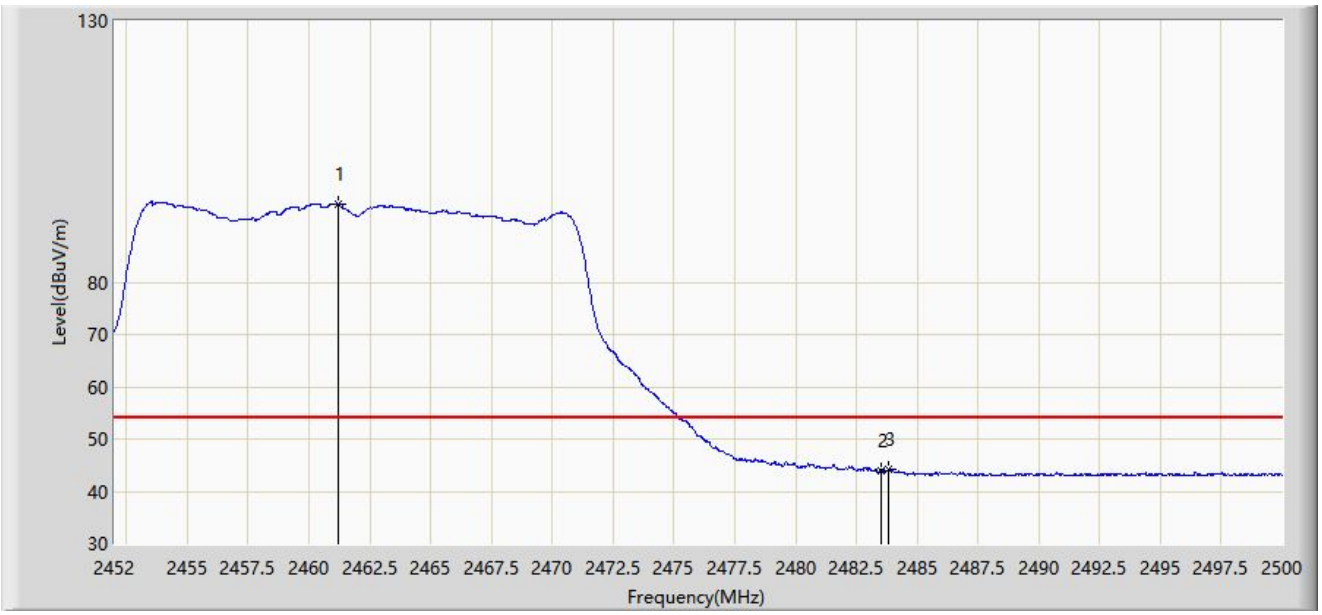

No	Mark	Frequency (MHz)	Measure Level (dBμV/m)	Reading Level (dBμV)	Margin (dB)	Limit (dBμV/m)	Factor (dB/m)	Type
1		2461.192	94.960	64.080	N/A	N/A	30.881	AV
2		2483.500	43.869	12.978	-10.131	54.000	30.892	AV
3	*	2483.824	44.153	13.262	-9.847	54.000	30.891	AV

Note 1: " * ", means this data is the worst emission level.

Note 2: Measure Level (dBμV/m) = Reading Level (dBμV) + Factor (dB/m).

Note 3: Factor (dB/m) = Cable Loss (dB) + Antenna Factor (dB/m).

Site: WZ-AC1	Test Date: 2022-12-22
Limit: FCC_2.4G_RE(3m)	Engineer: Carl Jiang
Probe: BBHA9120D_1167_1-18GHz	Polarity: Vertical
EUT: WiFi 6 (802.11ax) 4×4 MU-MIMO Dual Band Module	Power: Powered by Test Jig
Test Mode: Transmit by 802.11n-HT20 at 2462MHz	

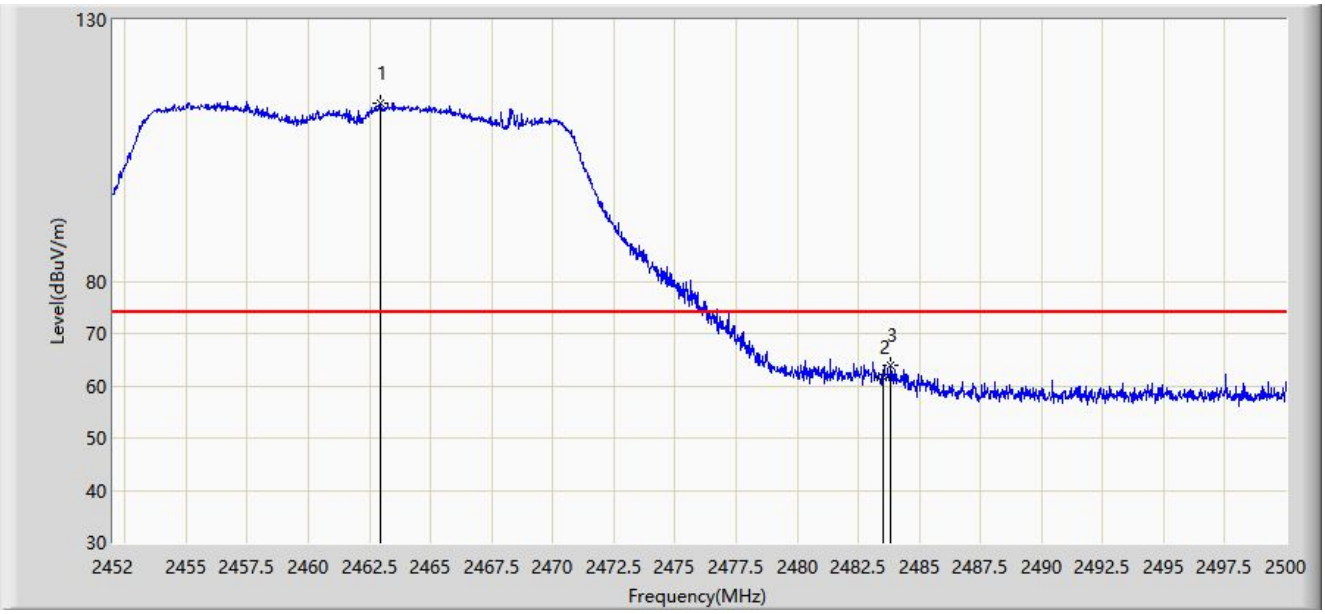

No	Mark	Frequency (MHz)	Measure Level (dBμV/m)	Reading Level (dBμV)	Margin (dB)	Limit (dBμV/m)	Factor (dB/m)	Type
1		2462.920	114.072	83.188	N/A	N/A	30.884	PK
2		2483.500	61.581	30.690	-12.419	74.000	30.892	PK
3	*	2483.824	63.954	33.063	-10.046	74.000	30.891	PK

Note 1: " * ", means this data is the worst emission level.

Note 2: Measure Level (dBμV/m) = Reading Level (dBμV) + Factor (dB/m).

Note 3: Factor (dB/m) = Cable Loss (dB) + Antenna Factor (dB/m).

Site: WZ-AC1	Test Date: 2022-12-22
Limit: FCC_2.4G_RE(3m)	Engineer: Carl Jiang
Probe: BBHA9120D_1167_1-18GHz	Polarity: Vertical
EUT: WiFi 6 (802.11ax) 4×4 MU-MIMO Dual Band Module	Power: Powered by Test Jig
Test Mode: Transmit by 802.11n-HT20 at 2462MHz	

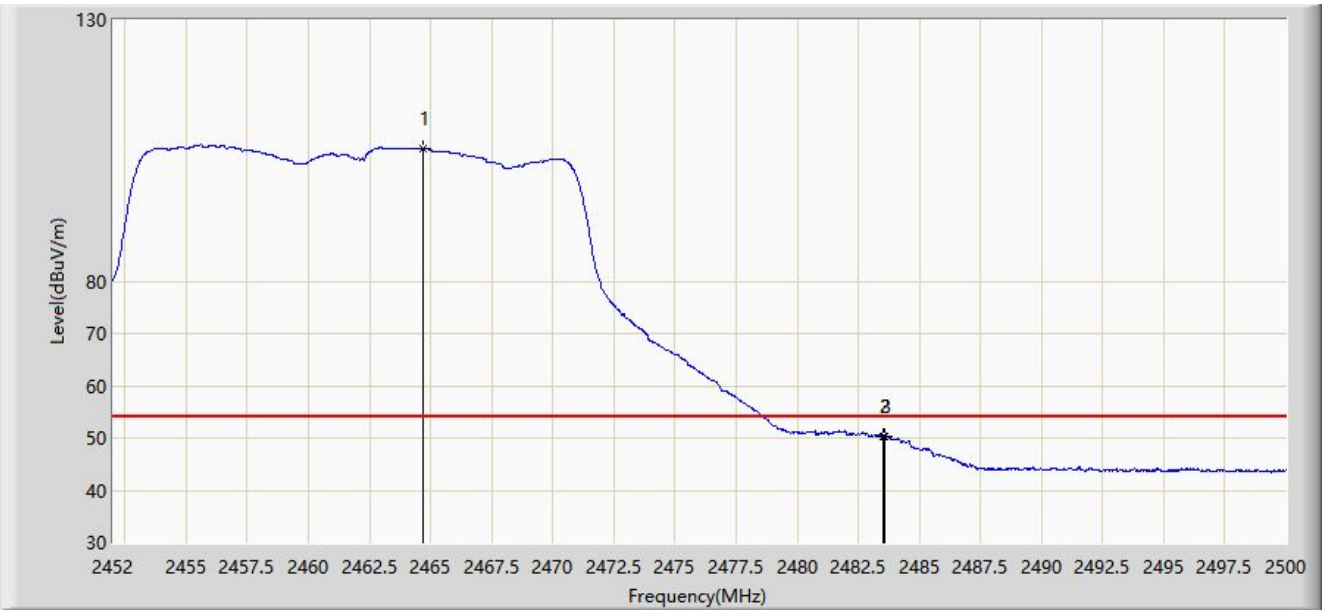

No	Mark	Frequency (MHz)	Measure Level (dBμV/m)	Reading Level (dBμV)	Margin (dB)	Limit (dBμV/m)	Factor (dB/m)	Type
1		2464.672	105.395	74.507	N/A	N/A	30.888	AV
2		2483.500	50.185	19.294	-3.815	54.000	30.892	AV
3	*	2483.608	50.424	19.533	-3.576	54.000	30.892	AV

Note 1: " * ", means this data is the worst emission level.

Note 2: Measure Level (dBμV/m) = Reading Level (dBμV) + Factor (dB/m).

Note 3: Factor (dB/m) = Cable Loss (dB) + Antenna Factor (dB/m).

Site: WZ-AC1	Test Date: 2022-12-22
Limit: FCC_2.4G_RE(3m)	Engineer: Carl Jiang
Probe: BBHA9120D_1167_1-18GHz	Polarity: Horizontal
EUT: WiFi 6 (802.11ax) 4×4 MU-MIMO Dual Band Module	Power: Powered by Test Jig
Test Mode: Transmit by 802.11n-HT40 at 2422MHz	

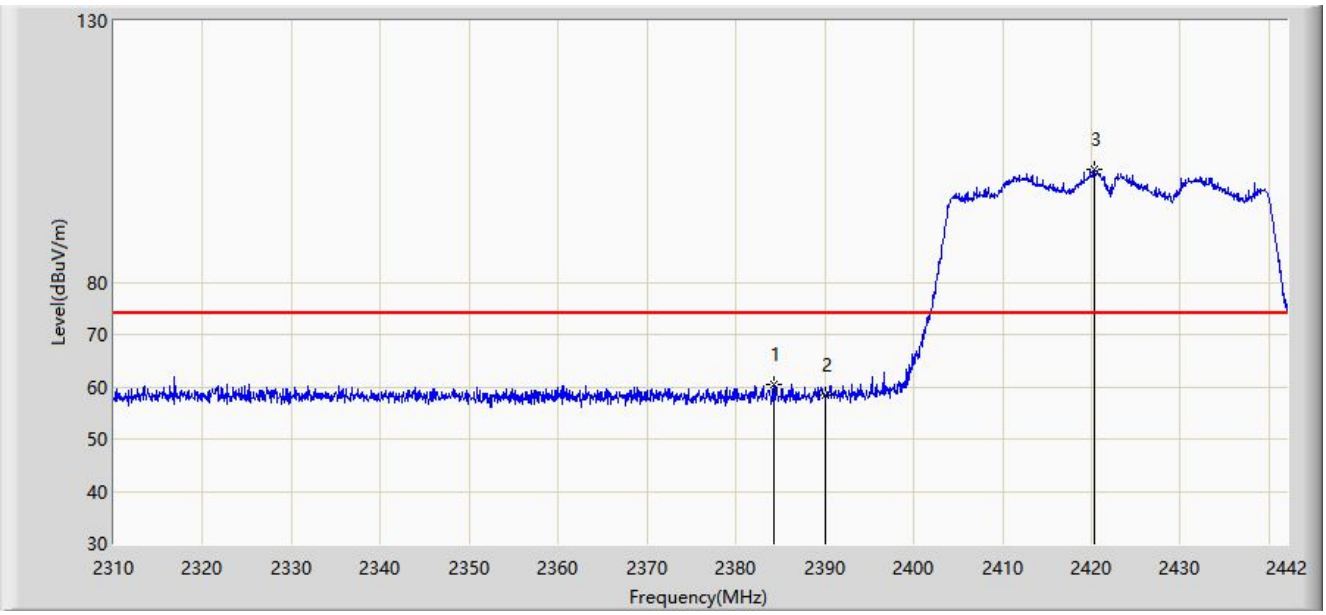

No	Mark	Frequency (MHz)	Measure Level (dBμV/m)	Reading Level (dBμV)	Margin (dB)	Limit (dBμV/m)	Factor (dB/m)	Type
1	*	2384.250	60.293	29.298	-13.707	74.000	30.994	PK
2		2390.000	58.417	27.425	-15.583	74.000	30.992	PK
3		2420.286	101.706	70.774	N/A	N/A	30.932	PK

Note 1: " * ", means this data is the worst emission level.

Note 2: Measure Level (dBμV/m) = Reading Level (dBμV) + Factor (dB/m).

Note 3: Factor (dB/m) = Cable Loss (dB) + Antenna Factor (dB/m).

Site: WZ-AC1	Test Date: 2022-12-22
Limit: FCC_2.4G_RE(3m)	Engineer: Carl Jiang
Probe: BBHA9120D_1167_1-18GHz	Polarity: Horizontal
EUT: WiFi 6 (802.11ax) 4×4 MU-MIMO Dual Band Module	Power: Powered by Test Jig
Test Mode: Transmit by 802.11n-HT40 at 2422MHz	

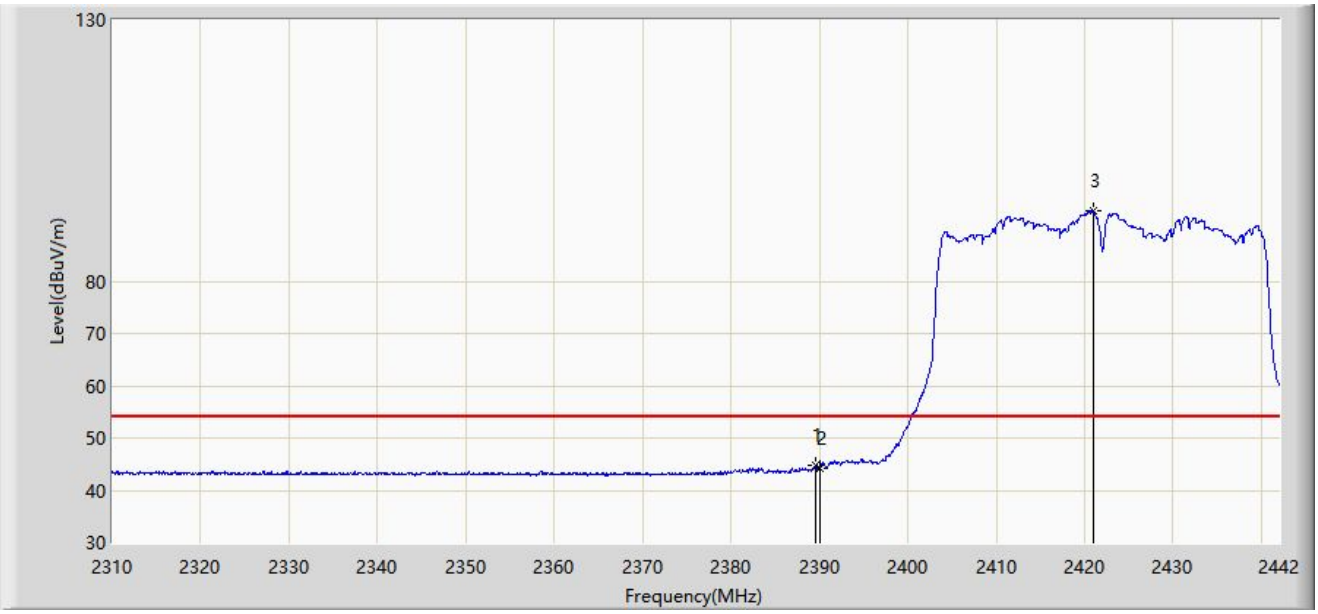

No	Mark	Frequency (MHz)	Measure Level (dBμV/m)	Reading Level (dBμV)	Margin (dB)	Limit (dBμV/m)	Factor (dB/m)	Type
1	*	2389.596	44.768	13.776	-9.232	54.000	30.992	AV
2		2390.000	44.097	13.105	-9.903	54.000	30.992	AV
3		2421.012	93.418	62.489	N/A	N/A	30.928	AV

Note 1: " * ", means this data is the worst emission level.

Note 2: Measure Level (dBμV/m) = Reading Level (dBμV) + Factor (dB/m).

Note 3: Factor (dB/m) = Cable Loss (dB) + Antenna Factor (dB/m).

Site: WZ-AC1	Test Date: 2022-12-22
Limit: FCC_2.4G_RE(3m)	Engineer: Carl Jiang
Probe: BBHA9120D_1167_1-18GHz	Polarity: Vertical
EUT: WiFi 6 (802.11ax) 4×4 MU-MIMO Dual Band Module	Power: Powered by Test Jig
Test Mode: Transmit by 802.11n-HT40 at 2422MHz	

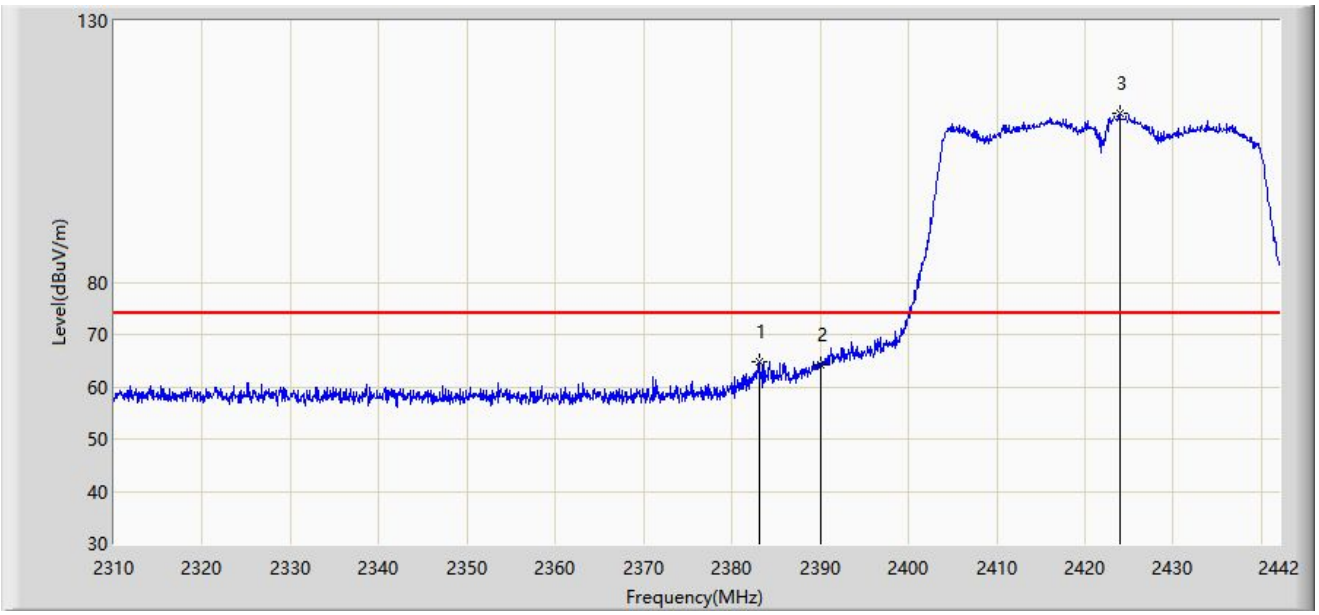

No	Mark	Frequency (MHz)	Measure Level (dBμV/m)	Reading Level (dBμV)	Margin (dB)	Limit (dBμV/m)	Factor (dB/m)	Type
1	*	2383.128	64.691	33.692	-9.309	74.000	30.999	PK
2		2390.000	64.281	33.289	-9.719	74.000	30.992	PK
3		2423.916	112.281	81.365	N/A	N/A	30.917	PK

Note 1: " * ", means this data is the worst emission level.

Note 2: Measure Level (dBμV/m) = Reading Level (dBμV) + Factor (dB/m).

Note 3: Factor (dB/m) = Cable Loss (dB) + Antenna Factor (dB/m).

Site: WZ-AC1	Test Date: 2022-12-22
Limit: FCC_2.4G_RE(3m)	Engineer: Carl Jiang
Probe: BBHA9120D_1167_1-18GHz	Polarity: Vertical
EUT: WiFi 6 (802.11ax) 4×4 MU-MIMO Dual Band Module	Power: Powered by Test Jig
Test Mode: Transmit by 802.11n-HT40 at 2422MHz	

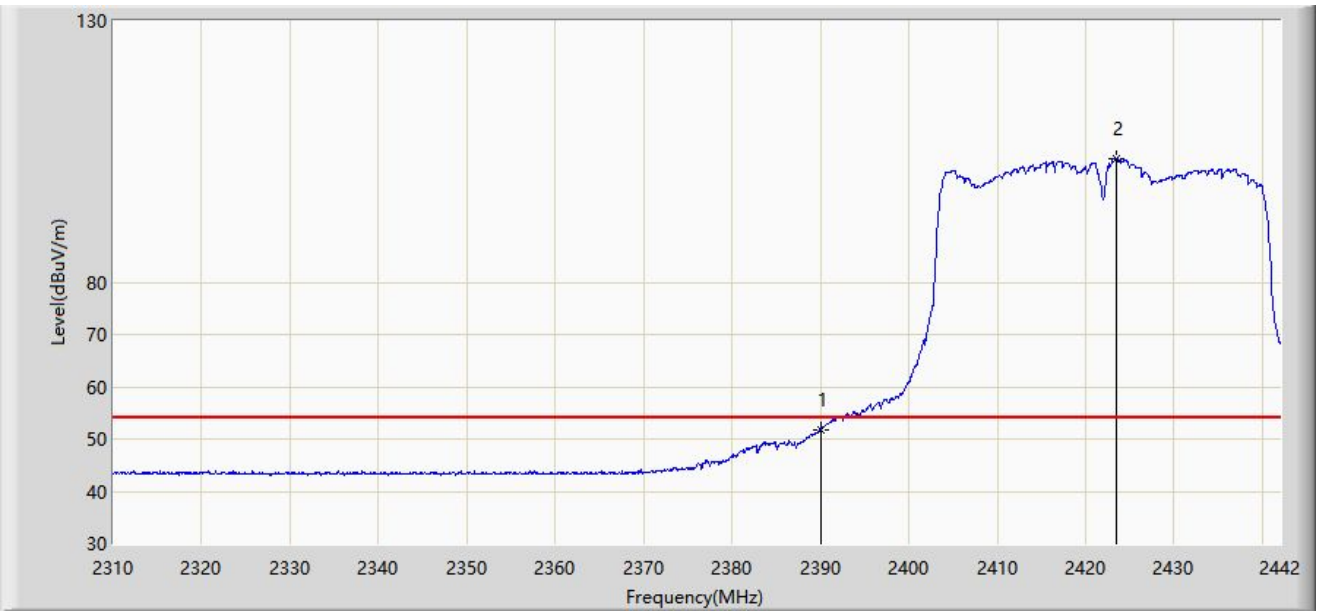

No	Mark	Frequency (MHz)	Measure Level (dBμV/m)	Reading Level (dBμV)	Margin (dB)	Limit (dBμV/m)	Factor (dB/m)	Type
1	*	2390.000	51.806	20.814	-2.194	54.000	30.992	AV
2		2423.454	103.733	72.815	N/A	N/A	30.919	AV

Note 1: " * ", means this data is the worst emission level.

Note 2: Measure Level (dBμV/m) = Reading Level (dBμV) + Factor (dB/m).

Note 3: Factor (dB/m) = Cable Loss (dB) + Antenna Factor (dB/m).

Site: WZ-AC1	Test Date: 2022-12-22
Limit: FCC_2.4G_RE(3m)	Engineer: Carl Jiang
Probe: BBHA9120D_1167_1-18GHz	Polarity: Horizontal
EUT: WiFi 6 (802.11ax) 4×4 MU-MIMO Dual Band Module	Power: Powered by Test Jig
Test Mode: Transmit by 802.11n-HT40 at 2437MHz	

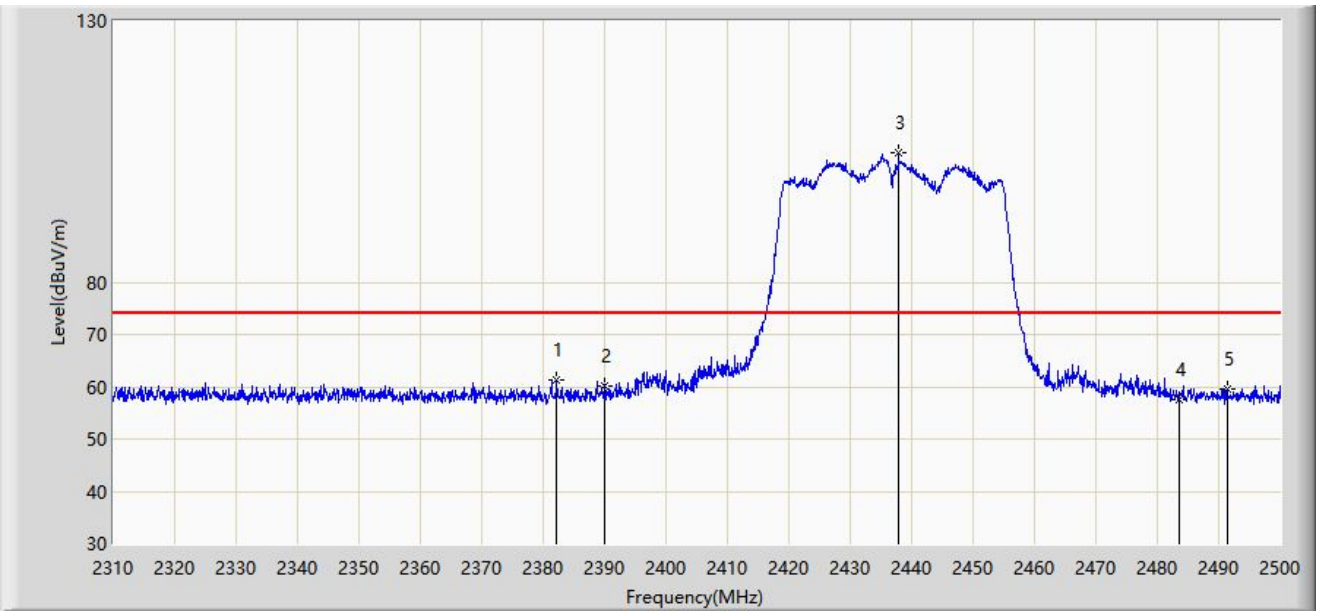

No	Mark	Frequency (MHz)	Measure Level (dBμV/m)	Reading Level (dBμV)	Margin (dB)	Limit (dBμV/m)	Factor (dB/m)	Type
1	*	2382.200	61.184	30.181	-12.816	74.000	31.003	PK
2		2390.000	60.239	29.247	-13.761	74.000	30.992	PK
3		2437.870	104.647	73.783	N/A	N/A	30.864	PK
4		2483.500	57.635	26.744	-16.365	74.000	30.892	PK
5		2491.355	59.515	28.636	-14.485	74.000	30.878	PK

Note 1: " * ", means this data is the worst emission level.

Note 2: Measure Level (dBμV/m) = Reading Level (dBμV) + Factor (dB/m).

Note 3: Factor (dB/m) = Cable Loss (dB) + Antenna Factor (dB/m).

Site: WZ-AC1	Test Date: 2022-12-22
Limit: FCC_2.4G_RE(3m)	Engineer: Carl Jiang
Probe: BBHA9120D_1167_1-18GHz	Polarity: Horizontal
EUT: WiFi 6 (802.11ax) 4×4 MU-MIMO Dual Band Module	Power: Powered by Test Jig
Test Mode: Transmit by 802.11n-HT40 at 2437MHz	

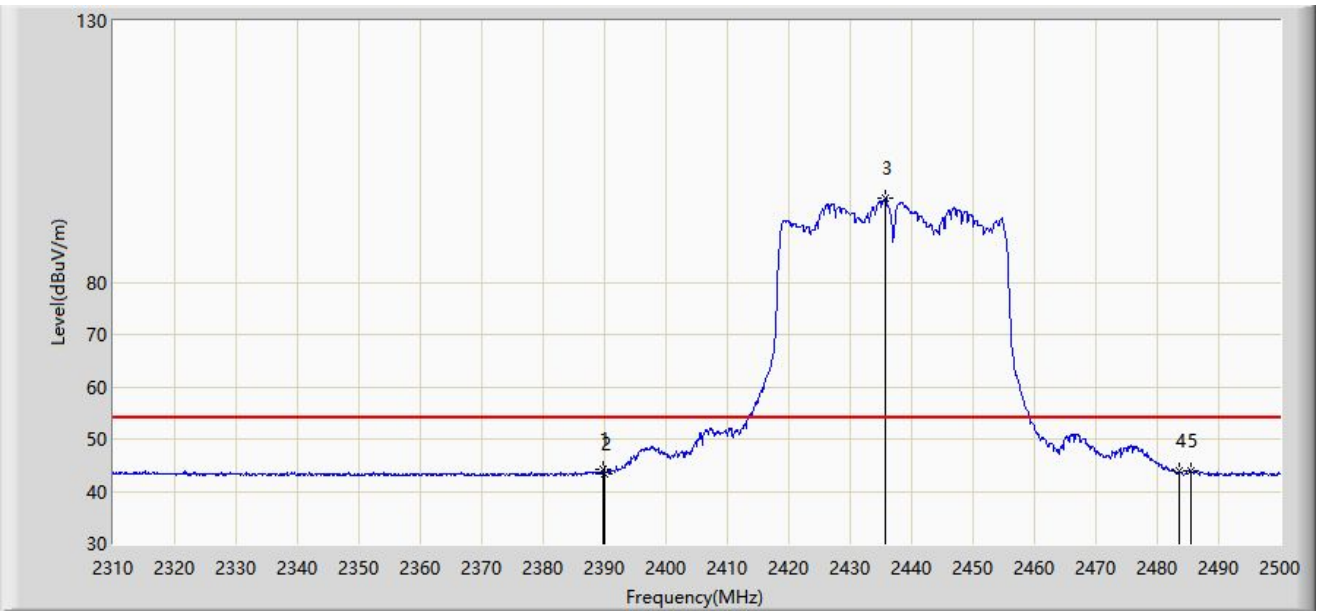

No	Mark	Frequency (MHz)	Measure Level (dBμV/m)	Reading Level (dBμV)	Margin (dB)	Limit (dBμV/m)	Factor (dB/m)	Type
1	*	2389.705	44.242	13.250	-9.758	54.000	30.992	AV
2		2390.000	43.462	12.470	-10.538	54.000	30.992	AV
3		2435.780	95.998	65.126	N/A	N/A	30.872	AV
4		2483.500	43.790	12.899	-10.210	54.000	30.892	AV
5		2485.370	43.904	13.016	-10.096	54.000	30.889	AV

Note 1: " * ", means this data is the worst emission level.

Note 2: Measure Level (dBμV/m) = Reading Level (dBμV) + Factor (dB/m).

Note 3: Factor (dB/m) = Cable Loss (dB) + Antenna Factor (dB/m).

Site: WZ-AC1	Test Date: 2022-12-22
Limit: FCC_2.4G_RE(3m)	Engineer: Carl Jiang
Probe: BBHA9120D_1167_1-18GHz	Polarity: Vertical
EUT: WiFi 6 (802.11ax) 4×4 MU-MIMO Dual Band Module	Power: Powered by Test Jig
Test Mode: Transmit by 802.11n-HT40 at 2437MHz	

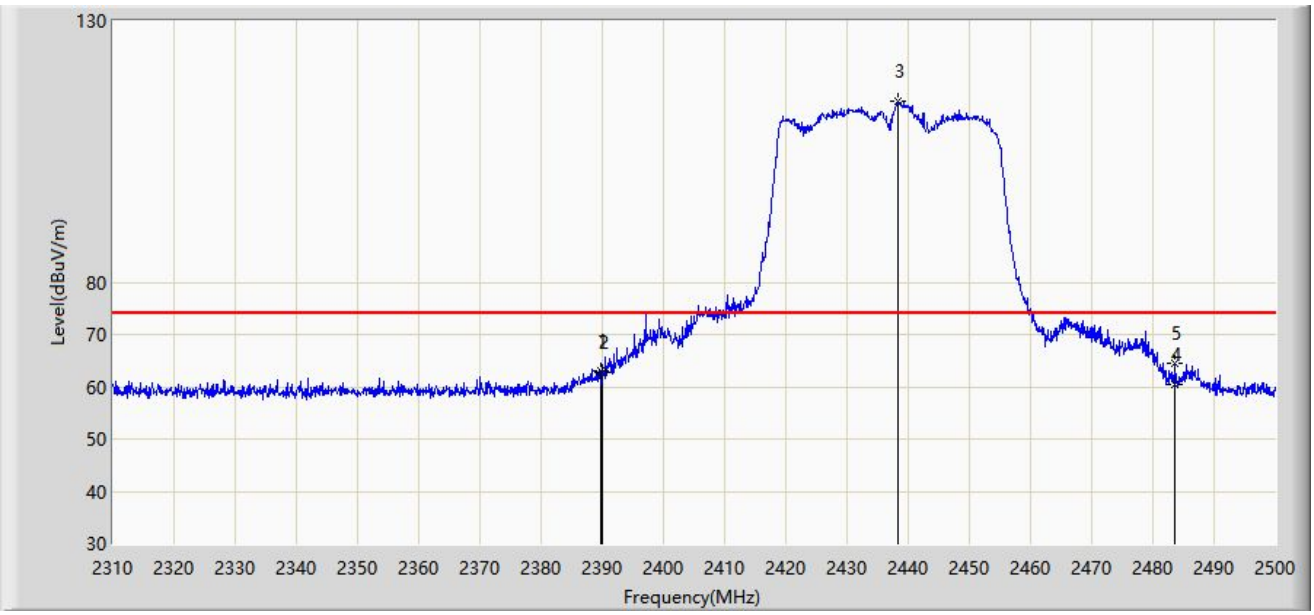

No	Mark	Frequency (MHz)	Measure Level (dBμV/m)	Reading Level (dBμV)	Margin (dB)	Limit (dBμV/m)	Factor (dB/m)	Type
1		2389.705	62.999	32.007	-11.001	74.000	30.992	PK
2		2390.000	62.751	31.759	-11.249	74.000	30.992	PK
3		2438.250	114.620	83.756	N/A	N/A	30.864	PK
4		2483.500	60.529	29.638	-13.471	74.000	30.892	PK
5	*	2483.660	64.393	33.502	-9.607	74.000	30.892	PK

Note 1: " * ", means this data is the worst emission level.

Note 2: Measure Level (dBμV/m) = Reading Level (dBμV) + Factor (dB/m).

Note 3: Factor (dB/m) = Cable Loss (dB) + Antenna Factor (dB/m).

Site: WZ-AC1	Test Date: 2022-12-22
Limit: FCC_2.4G_RE(3m)	Engineer: Carl Jiang
Probe: BBHA9120D_1167_1-18GHz	Polarity: Vertical
EUT: WiFi 6 (802.11ax) 4×4 MU-MIMO Dual Band Module	Power: Powered by Test Jig
Test Mode: Transmit by 802.11n-HT40 at 2437MHz	

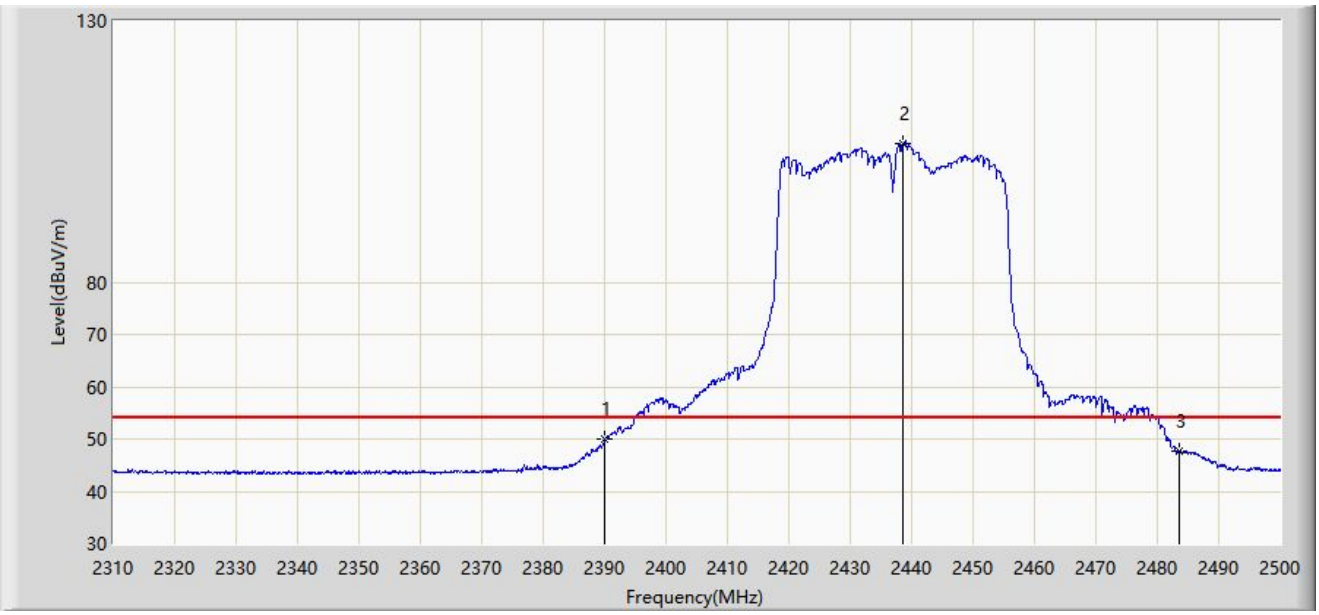

No	Mark	Frequency (MHz)	Measure Level (dBμV/m)	Reading Level (dBμV)	Margin (dB)	Limit (dBμV/m)	Factor (dB/m)	Type
1	*	2390.000	49.917	18.925	-4.083	54.000	30.992	AV
2		2438.630	106.601	75.737	N/A	N/A	30.864	AV
3		2483.500	47.667	16.776	-6.333	54.000	30.892	AV

Note 1: " * ", means this data is the worst emission level.

Note 2: Measure Level (dBμV/m) = Reading Level (dBμV) + Factor (dB/m).

Note 3: Factor (dB/m) = Cable Loss (dB) + Antenna Factor (dB/m).

Site: WZ-AC1	Test Date: 2022-12-22
Limit: FCC_2.4G_RE(3m)	Engineer: Carl Jiang
Probe: BBHA9120D_1167_1-18GHz	Polarity: Horizontal
EUT: WiFi 6 (802.11ax) 4×4 MU-MIMO Dual Band Module	Power: Powered by Test Jig
Test Mode: Transmit by 802.11n-HT40 at 2452MHz	

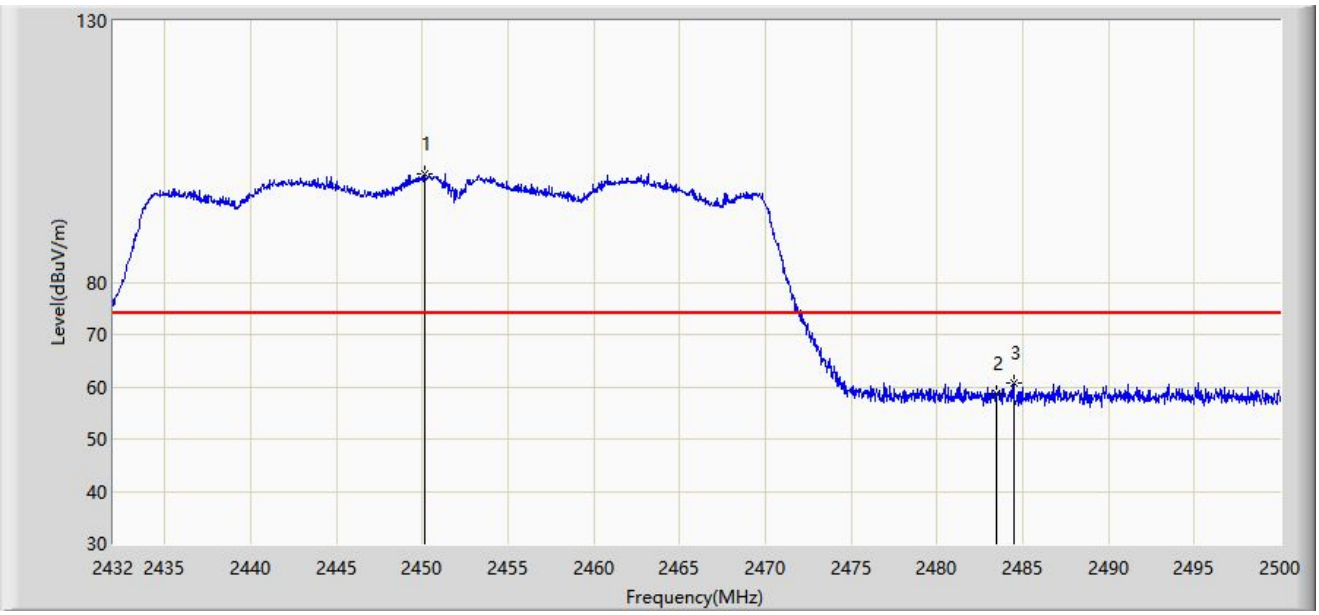

No	Mark	Frequency (MHz)	Measure Level (dBμV/m)	Reading Level (dBμV)	Margin (dB)	Limit (dBμV/m)	Factor (dB/m)	Type
1		2450.122	100.766	69.898	N/A	N/A	30.868	PK
2		2483.500	58.604	27.713	-15.396	74.000	30.892	PK
3	*	2484.496	60.694	29.804	-13.306	74.000	30.890	PK

Note 1: " * ", means this data is the worst emission level.

Note 2: Measure Level (dBμV/m) = Reading Level (dBμV) + Factor (dB/m).

Note 3: Factor (dB/m) = Cable Loss (dB) + Antenna Factor (dB/m).

Site: WZ-AC1	Test Date: 2022-12-22
Limit: FCC_2.4G_RE(3m)	Engineer: Carl Jiang
Probe: BBHA9120D_1167_1-18GHz	Polarity: Horizontal
EUT: WiFi 6 (802.11ax) 4×4 MU-MIMO Dual Band Module	Power: Powered by Test Jig
Test Mode: Transmit by 802.11n-HT40 at 2452MHz	

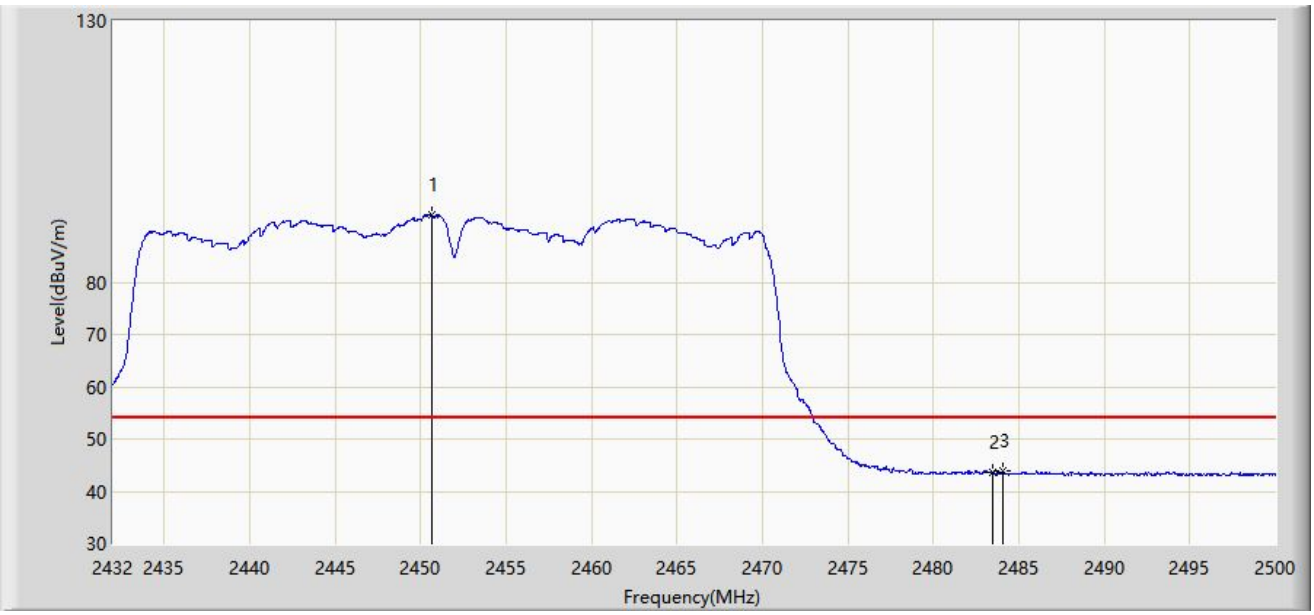

No	Mark	Frequency (MHz)	Measure Level (dBμV/m)	Reading Level (dBμV)	Margin (dB)	Limit (dBμV/m)	Factor (dB/m)	Type
1		2450.666	92.895	62.026	N/A	N/A	30.869	AV
2		2483.500	43.639	12.748	-10.361	54.000	30.892	AV
3	*	2484.088	43.873	12.983	-10.127	54.000	30.891	AV

Note 1: " * ", means this data is the worst emission level.

Note 2: Measure Level (dBμV/m) = Reading Level (dBμV) + Factor (dB/m).

Note 3: Factor (dB/m) = Cable Loss (dB) + Antenna Factor (dB/m).

Site: WZ-AC1	Test Date: 2022-12-22
Limit: FCC_2.4G_RE(3m)	Engineer: Carl Jiang
Probe: BBHA9120D_1167_1-18GHz	Polarity: Vertical
EUT: WiFi 6 (802.11ax) 4×4 MU-MIMO Dual Band Module	Power: Powered by Test Jig
Test Mode: Transmit by 802.11n-HT40 at 2452MHz	

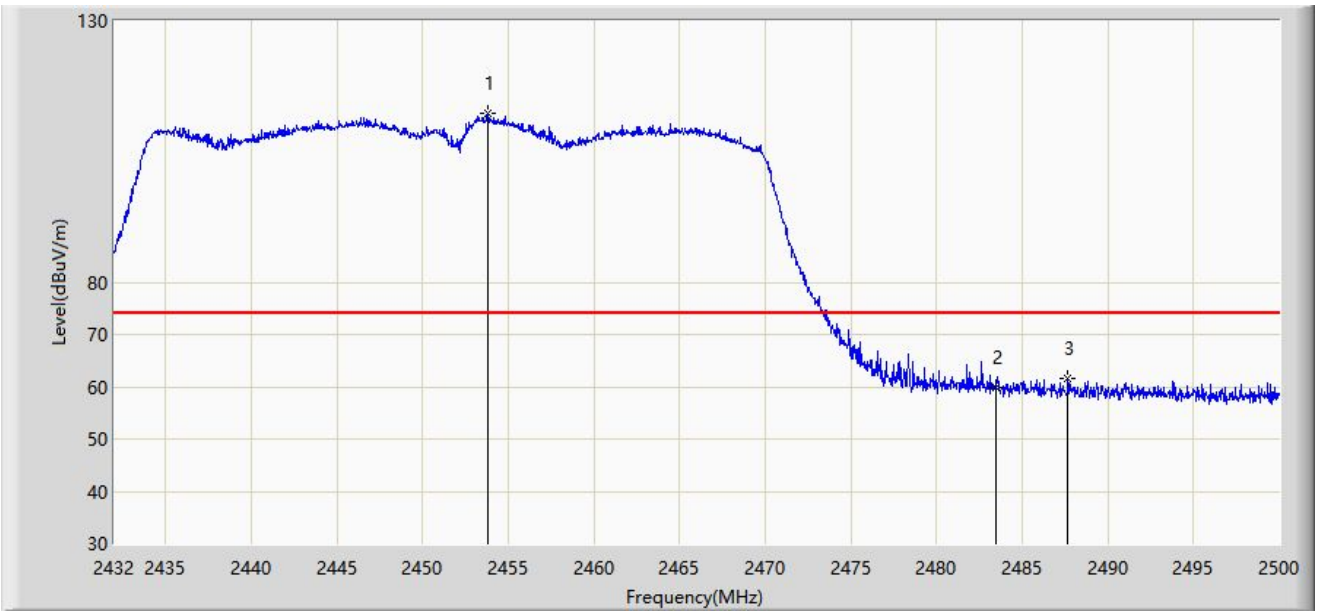

No	Mark	Frequency (MHz)	Measure Level (dBμV/m)	Reading Level (dBμV)	Margin (dB)	Limit (dBμV/m)	Factor (dB/m)	Type
1		2453.828	112.270	81.400	N/A	N/A	30.871	PK
2		2483.500	59.956	29.065	-14.044	74.000	30.892	PK
3	*	2487.658	61.582	30.697	-12.418	74.000	30.885	PK

Note 1: " * ", means this data is the worst emission level.

Note 2: Measure Level (dBμV/m) = Reading Level (dBμV) + Factor (dB/m).

Note 3: Factor (dB/m) = Cable Loss (dB) + Antenna Factor (dB/m).

Site: WZ-AC1	Test Date: 2022-12-22
Limit: FCC_2.4G_RE(3m)	Engineer: Carl Jiang
Probe: BBHA9120D_1167_1-18GHz	Polarity: Vertical
EUT: WiFi 6 (802.11ax) 4×4 MU-MIMO Dual Band Module	Power: Powered by Test Jig
Test Mode: Transmit by 802.11n-HT40 at 2452MHz	

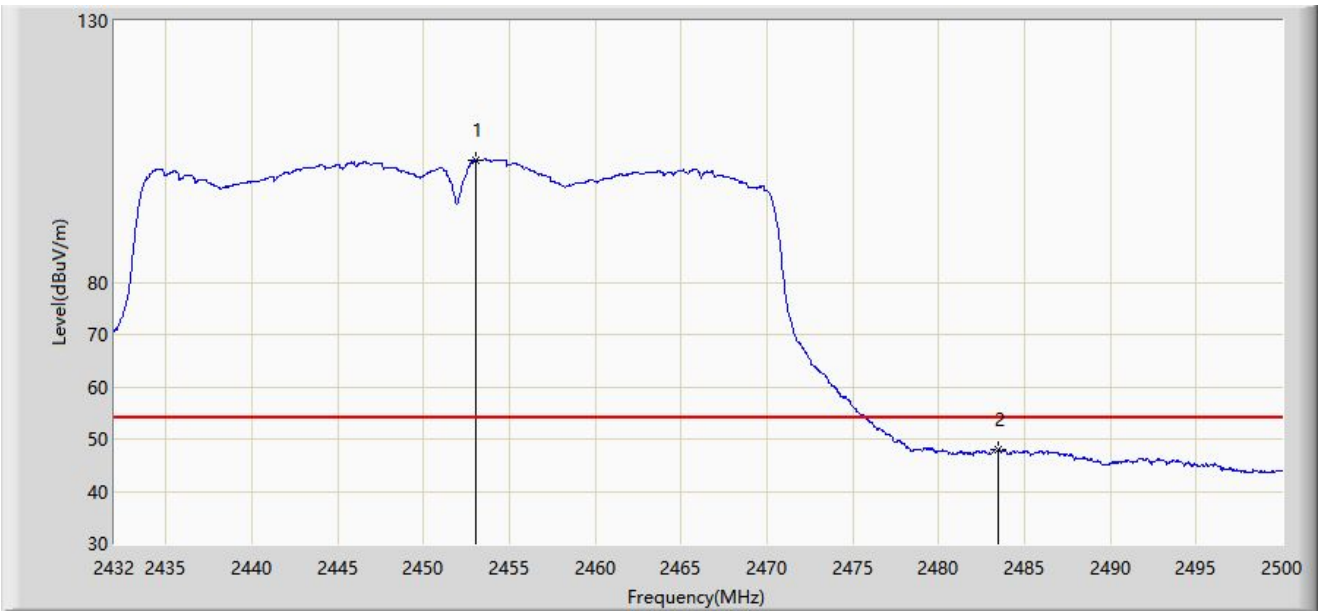

No	Mark	Frequency (MHz)	Measure Level (dBμV/m)	Reading Level (dBμV)	Margin (dB)	Limit (dBμV/m)	Factor (dB/m)	Type
1		2453.046	103.477	72.607	N/A	N/A	30.869	AV
2	*	2483.500	47.935	17.044	-6.065	54.000	30.892	AV

Note 1: " * ", means this data is the worst emission level.

Note 2: Measure Level (dBμV/m) = Reading Level (dBμV) + Factor (dB/m).

Note 3: Factor (dB/m) = Cable Loss (dB) + Antenna Factor (dB/m).

Site: WZ-AC1	Test Date: 2022-12-24
Limit: FCC_2.4G_RE(3m)	Engineer: Carl Jiang
Probe: BBHA9120D_1167_1-18GHz	Polarity: Horizontal
EUT: WiFi 6 (802.11ax) 4×4 MU-MIMO Dual Band Module	Power: Powered by Test Jig
Test Mode: Transmit by 802.11ax-HE20 at 2412MHz	

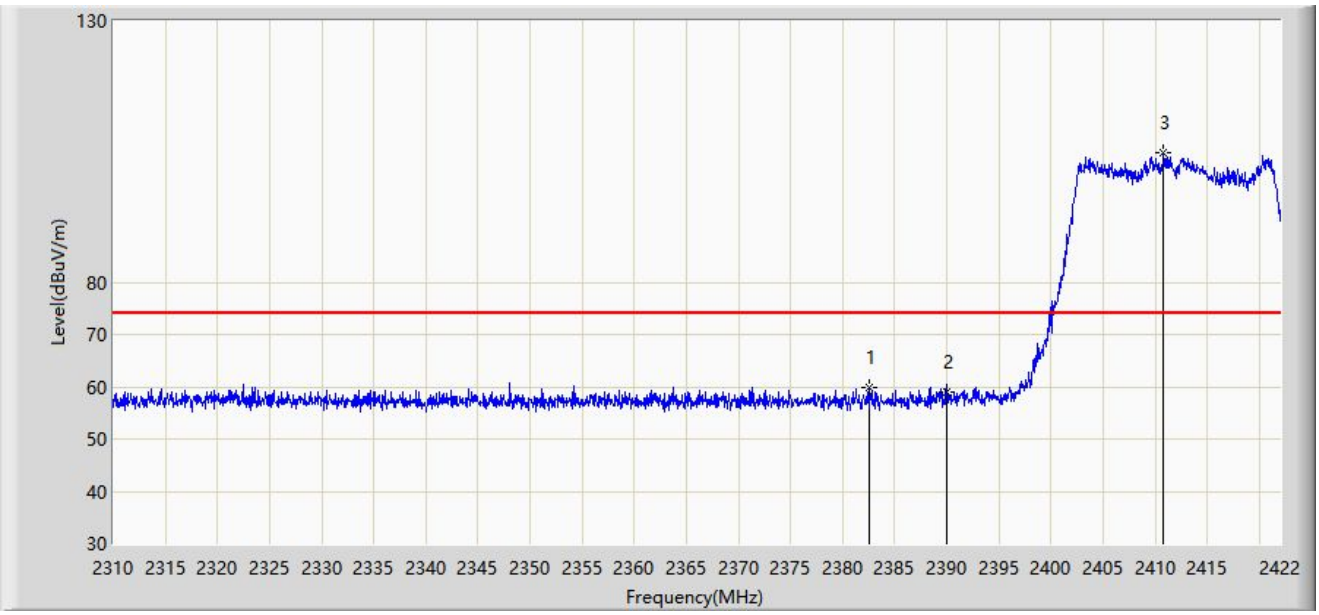

No	Mark	Frequency (MHz)	Measure Level (dBμV/m)	Reading Level (dBμV)	Margin (dB)	Limit (dBμV/m)	Factor (dB/m)	Type
1	*	2382.576	59.869	28.868	-14.131	74.000	31.001	PK
2		2390.000	58.861	27.869	-15.139	74.000	30.992	PK
3		2410.800	104.648	73.690	N/A	N/A	30.958	PK

Note 1: " * ", means this data is the worst emission level.

Note 2: Measure Level (dBμV/m) = Reading Level (dBμV) + Factor (dB/m).

Note 3: Factor (dB/m) = Cable Loss (dB) + Antenna Factor (dB/m).

Site: WZ-AC1	Test Date: 2022-12-24
Limit: FCC_2.4G_RE(3m)	Engineer: Carl Jiang
Probe: BBHA9120D_1167_1-18GHz	Polarity: Horizontal
EUT: WiFi 6 (802.11ax) 4×4 MU-MIMO Dual Band Module	Power: Powered by Test Jig
Test Mode: Transmit by 802.11ax-HE20 at 2412MHz	

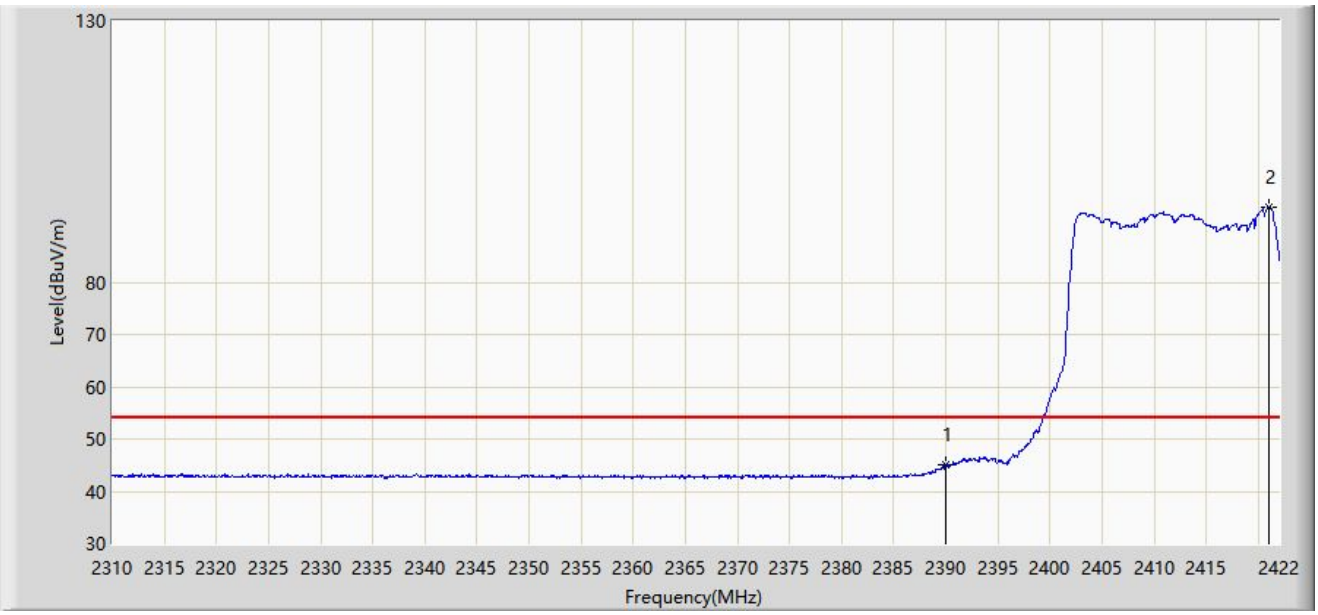

No	Mark	Frequency (MHz)	Measure Level (dBμV/m)	Reading Level (dBμV)	Margin (dB)	Limit (dBμV/m)	Factor (dB/m)	Type
1	*	2390.000	44.987	13.995	-9.013	54.000	30.992	AV
2		2421.048	94.402	63.474	N/A	N/A	30.928	AV

Note 1: " * ", means this data is the worst emission level.

Note 2: Measure Level (dBμV/m) = Reading Level (dBμV) + Factor (dB/m).

Note 3: Factor (dB/m) = Cable Loss (dB) + Antenna Factor (dB/m).

Site: WZ-AC1	Test Date: 2022-12-24
Limit: FCC_2.4G_RE(3m)	Engineer: Carl Jiang
Probe: BBHA9120D_1167_1-18GHz	Polarity: Vertical
EUT: WiFi 6 (802.11ax) 4×4 MU-MIMO Dual Band Module	Power: Powered by Test Jig
Test Mode: Transmit by 802.11ax-HE20 at 2412MHz	

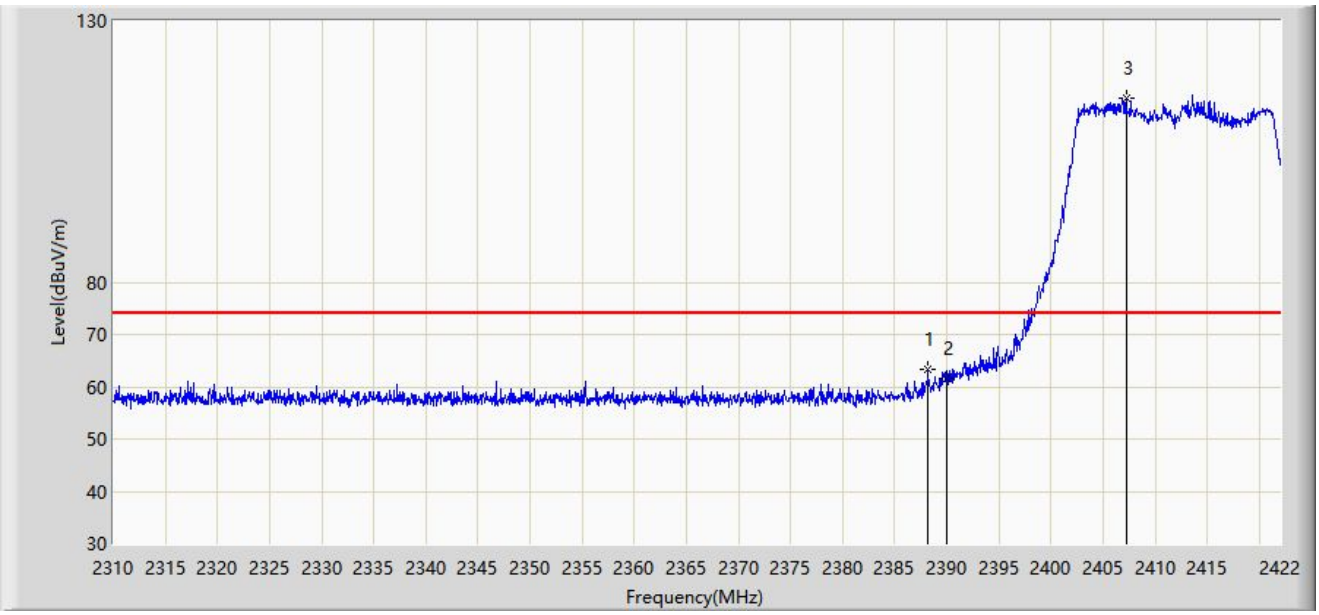

No	Mark	Frequency (MHz)	Measure Level (dBμV/m)	Reading Level (dBμV)	Margin (dB)	Limit (dBμV/m)	Factor (dB/m)	Type
1	*	2388.176	63.344	32.351	-10.656	74.000	30.993	PK
2		2390.000	61.493	30.501	-12.507	74.000	30.992	PK
3		2407.272	115.299	84.329	N/A	N/A	30.970	PK

Note 1: " * ", means this data is the worst emission level.

Note 2: Measure Level (dBμV/m) = Reading Level (dBμV) + Factor (dB/m).

Note 3: Factor (dB/m) = Cable Loss (dB) + Antenna Factor (dB/m).

Site: WZ-AC1	Test Date: 2022-12-24
Limit: FCC_2.4G_RE(3m)	Engineer: Carl Jiang
Probe: BBHA9120D_1167_1-18GHz	Polarity: Vertical
EUT: WiFi 6 (802.11ax) 4×4 MU-MIMO Dual Band Module	Power: Powered by Test Jig
Test Mode: Transmit by 802.11ax-HE20 at 2412MHz	

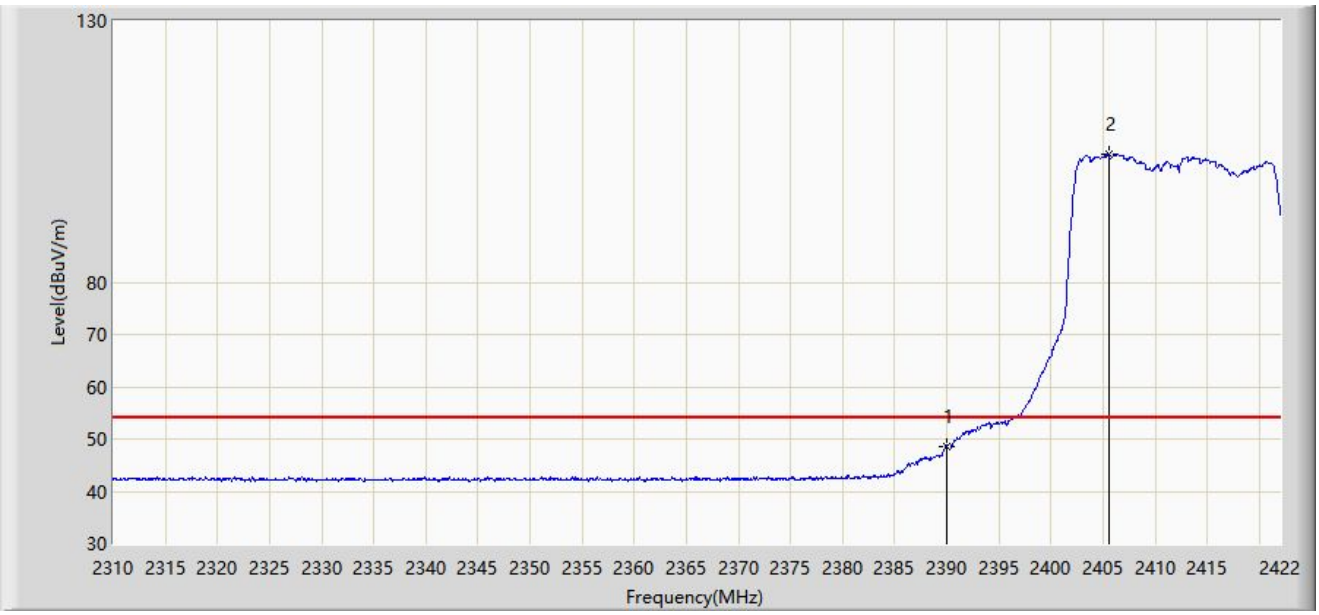

No	Mark	Frequency (MHz)	Measure Level (dBμV/m)	Reading Level (dBμV)	Margin (dB)	Limit (dBμV/m)	Factor (dB/m)	Type
1	*	2390.000	48.683	17.691	-5.317	54.000	30.992	AV
2		2405.592	104.431	73.455	N/A	N/A	30.976	AV

Note 1: " * ", means this data is the worst emission level.

Note 2: Measure Level (dBμV/m) = Reading Level (dBμV) + Factor (dB/m).

Note 3: Factor (dB/m) = Cable Loss (dB) + Antenna Factor (dB/m).

Site: WZ-AC1	Test Date: 2022-12-24
Limit: FCC_2.4G_RE(3m)	Engineer: Carl Jiang
Probe: BBHA9120D_1167_1-18GHz	Polarity: Horizontal
EUT: WiFi 6 (802.11ax) 4×4 MU-MIMO Dual Band Module	Power: Powered by Test Jig
Test Mode: Transmit by 802.11ax-HE20 at 2417MHz	

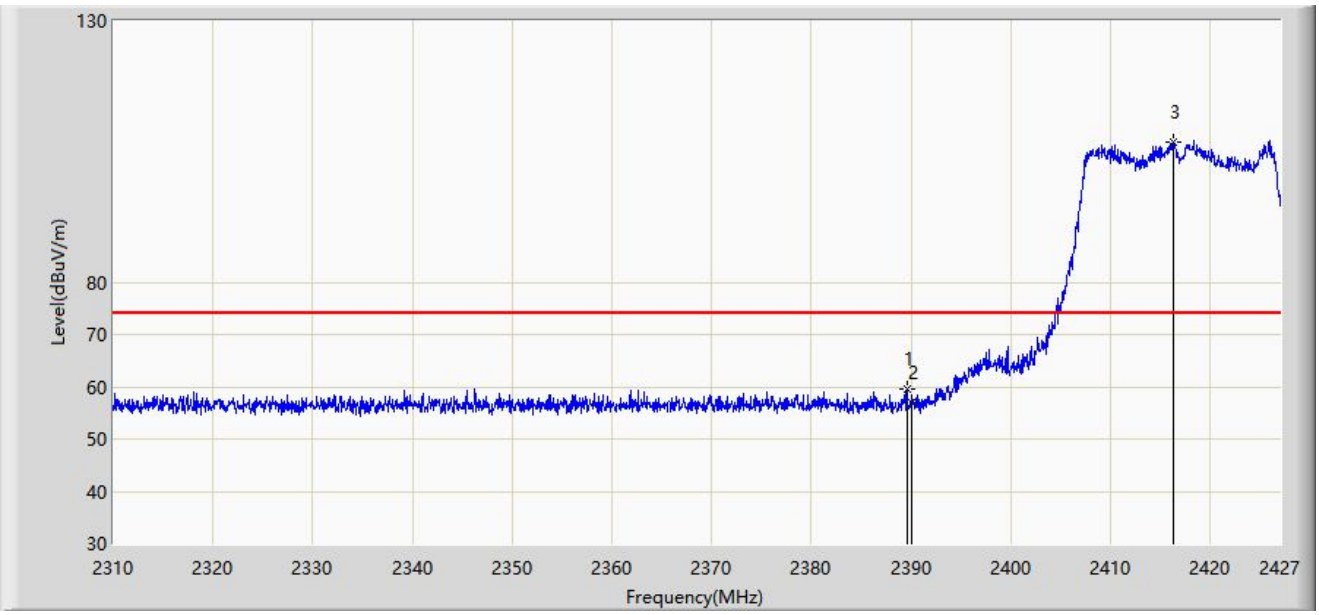

No	Mark	Frequency (MHz)	Measure Level (dBμV/m)	Reading Level (dBμV)	Margin (dB)	Limit (dBμV/m)	Factor (dB/m)	Type
1	*	2389.618	59.442	28.450	-14.558	74.000	30.992	PK
2		2390.000	56.934	25.942	-17.066	74.000	30.992	PK
3		2416.236	106.949	76.006	N/A	N/A	30.943	PK

Note 1: " * ", means this data is the worst emission level.

Note 2: Measure Level (dBμV/m) = Reading Level (dBμV) + Factor (dB/m).

Note 3: Factor (dB/m) = Cable Loss (dB) + Antenna Factor (dB/m).

Site: WZ-AC1	Test Date: 2022-12-24
Limit: FCC_2.4G_RE(3m)	Engineer: Carl Jiang
Probe: BBHA9120D_1167_1-18GHz	Polarity: Horizontal
EUT: WiFi 6 (802.11ax) 4×4 MU-MIMO Dual Band Module	Power: Powered by Test Jig
Test Mode: Transmit by 802.11ax-HE20 at 2417MHz	

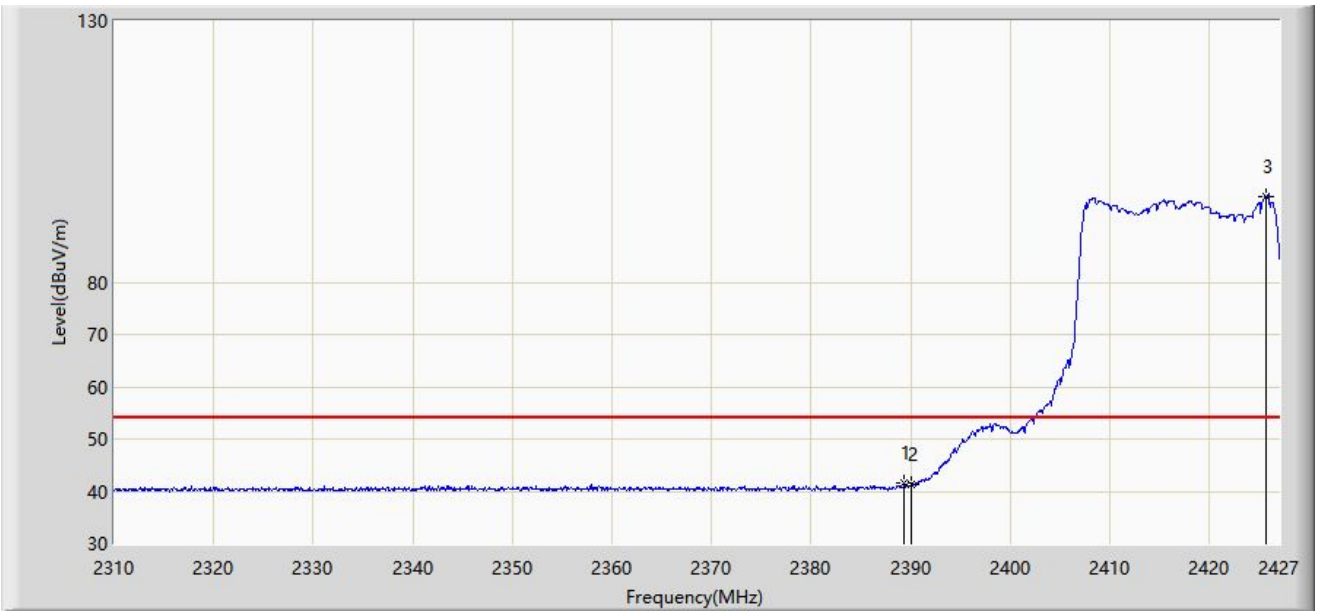

No	Mark	Frequency (MHz)	Measure Level (dBμV/m)	Reading Level (dBμV)	Margin (dB)	Limit (dBμV/m)	Factor (dB/m)	Type
1	*	2389.385	41.530	10.538	-12.470	54.000	30.993	AV
2		2390.000	41.167	10.175	-12.833	54.000	30.992	AV
3		2425.655	96.358	65.449	N/A	N/A	30.909	AV

Note 1: " * ", means this data is the worst emission level.

Note 2: Measure Level (dBμV/m) = Reading Level (dBμV) + Factor (dB/m).

Note 3: Factor (dB/m) = Cable Loss (dB) + Antenna Factor (dB/m).

Site: WZ-AC1	Test Date: 2022-12-24
Limit: FCC_2.4G_RE(3m)	Engineer: Carl Jiang
Probe: BBHA9120D_1167_1-18GHz	Polarity: Vertical
EUT: WiFi 6 (802.11ax) 4×4 MU-MIMO Dual Band Module	Power: Powered by Test Jig
Test Mode: Transmit by 802.11ax-HE20 at 2417MHz	

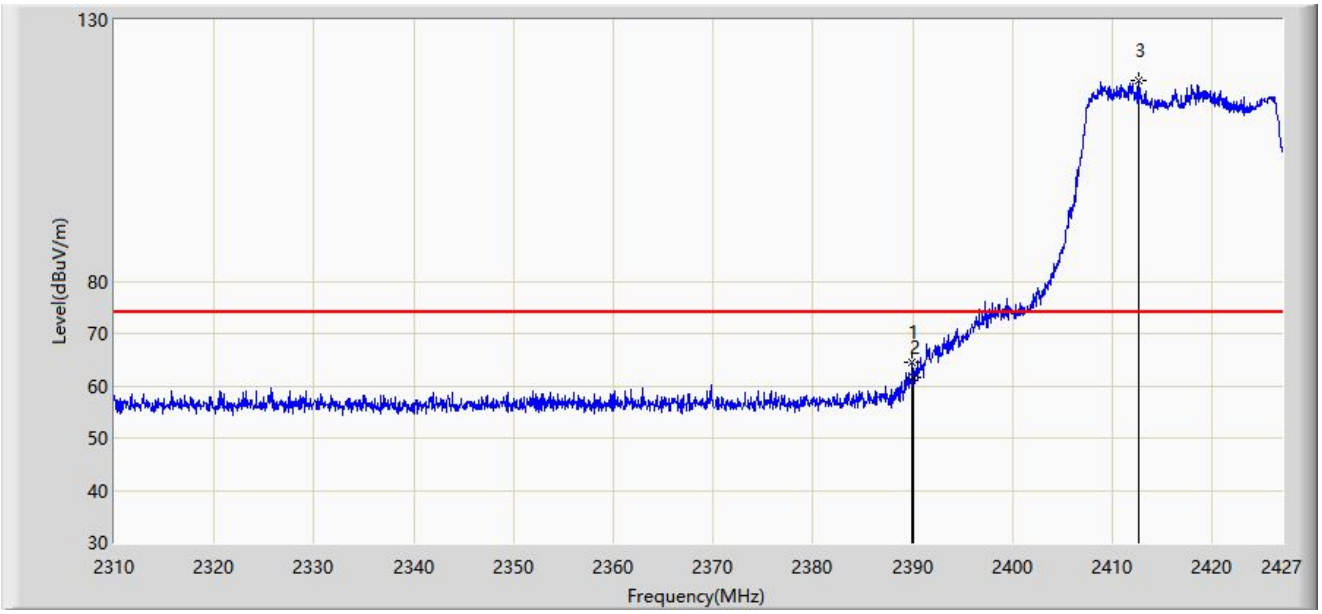

No	Mark	Frequency (MHz)	Measure Level (dBμV/m)	Reading Level (dBμV)	Margin (dB)	Limit (dBμV/m)	Factor (dB/m)	Type
1	*	2389.911	64.617	33.625	-9.383	74.000	30.992	PK
2		2390.000	61.480	30.488	-12.520	74.000	30.992	PK
3		2412.667	118.279	87.327	N/A	N/A	30.953	PK

Note 1: " * ", means this data is the worst emission level.

Note 2: Measure Level (dBμV/m) = Reading Level (dBμV) + Factor (dB/m).

Note 3: Factor (dB/m) = Cable Loss (dB) + Antenna Factor (dB/m).

Site: WZ-AC1	Test Date: 2022-12-24
Limit: FCC_2.4G_RE(3m)	Engineer: Carl Jiang
Probe: BBHA9120D_1167_1-18GHz	Polarity: Vertical
EUT: WiFi 6 (802.11ax) 4×4 MU-MIMO Dual Band Module	Power: Powered by Test Jig
Test Mode: Transmit by 802.11ax-HE20 at 2417MHz	

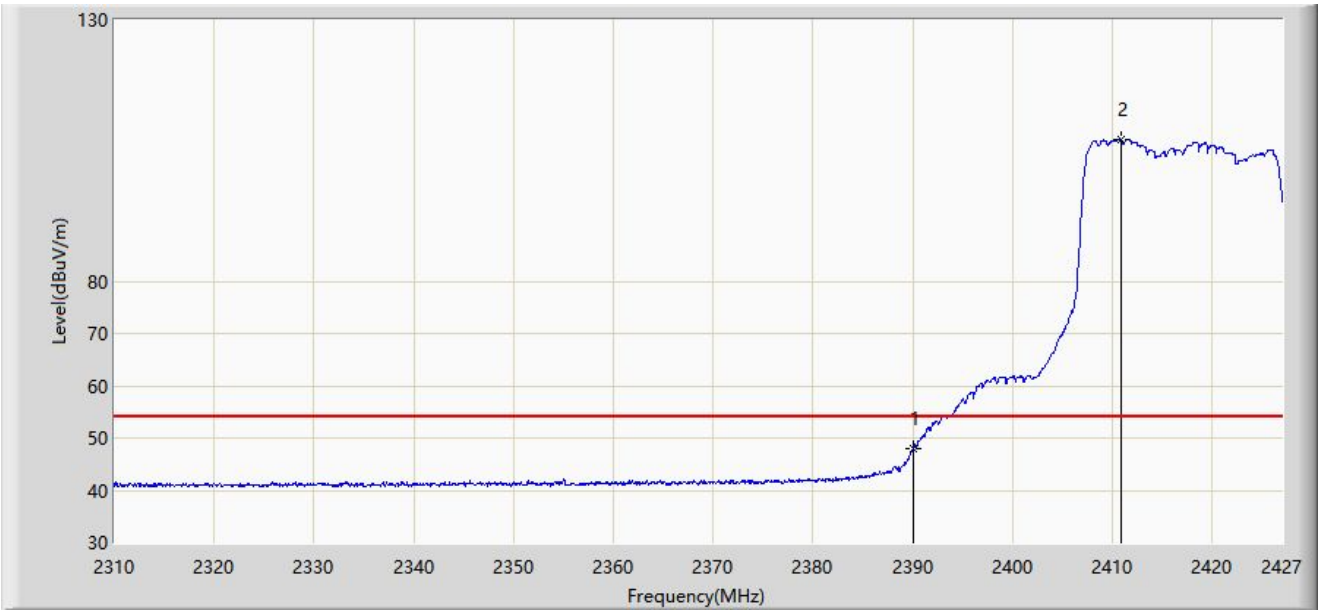

No	Mark	Frequency (MHz)	Measure Level (dBμV/m)	Reading Level (dBμV)	Margin (dB)	Limit (dBμV/m)	Factor (dB/m)	Type
1	*	2390.000	47.919	16.927	-6.081	54.000	30.992	AV
2		2410.913	107.228	76.271	N/A	N/A	30.957	AV

Note 1: " * ", means this data is the worst emission level.

Note 2: Measure Level (dBμV/m) = Reading Level (dBμV) + Factor (dB/m).

Note 3: Factor (dB/m) = Cable Loss (dB) + Antenna Factor (dB/m).

Site: WZ-AC1	Test Date: 2022-12-24
Limit: FCC_2.4G_RE(3m)	Engineer: Carl Jiang
Probe: BBHA9120D_1167_1-18GHz	Polarity: Horizontal
EUT: WiFi 6 (802.11ax) 4×4 MU-MIMO Dual Band Module	Power: Powered by Test Jig
Test Mode: Transmit by 802.11ax-HE20 at 2422MHz	

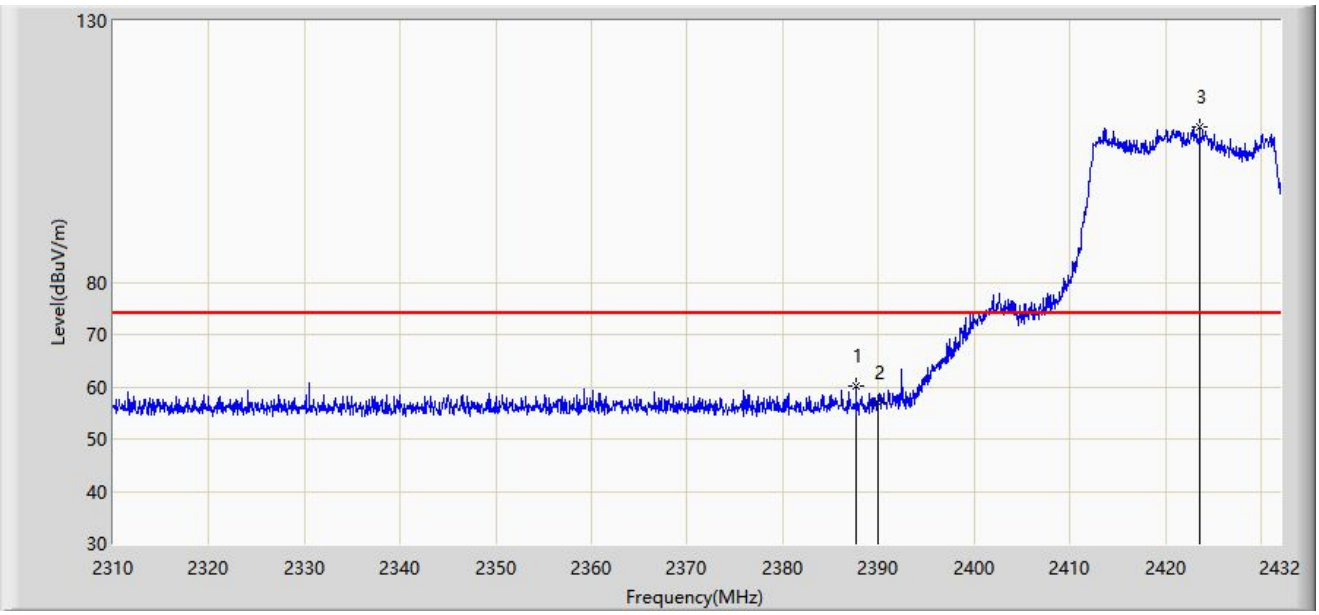

No	Mark	Frequency (MHz)	Measure Level (dBμV/m)	Reading Level (dBμV)	Margin (dB)	Limit (dBμV/m)	Factor (dB/m)	Type
1	*	2387.653	60.019	29.026	-13.981	74.000	30.993	PK
2		2390.000	56.953	25.961	-17.047	74.000	30.992	PK
3		2423.582	109.790	78.872	N/A	N/A	30.917	PK

Note 1: " * ", means this data is the worst emission level.

Note 2: Measure Level (dBμV/m) = Reading Level (dBμV) + Factor (dB/m).

Note 3: Factor (dB/m) = Cable Loss (dB) + Antenna Factor (dB/m).

Site: WZ-AC1	Test Date: 2022-12-24
Limit: FCC_2.4G_RE(3m)	Engineer: Carl Jiang
Probe: BBHA9120D_1167_1-18GHz	Polarity: Horizontal
EUT: WiFi 6 (802.11ax) 4×4 MU-MIMO Dual Band Module	Power: Powered by Test Jig
Test Mode: Transmit by 802.11ax-HE20 at 2422MHz	

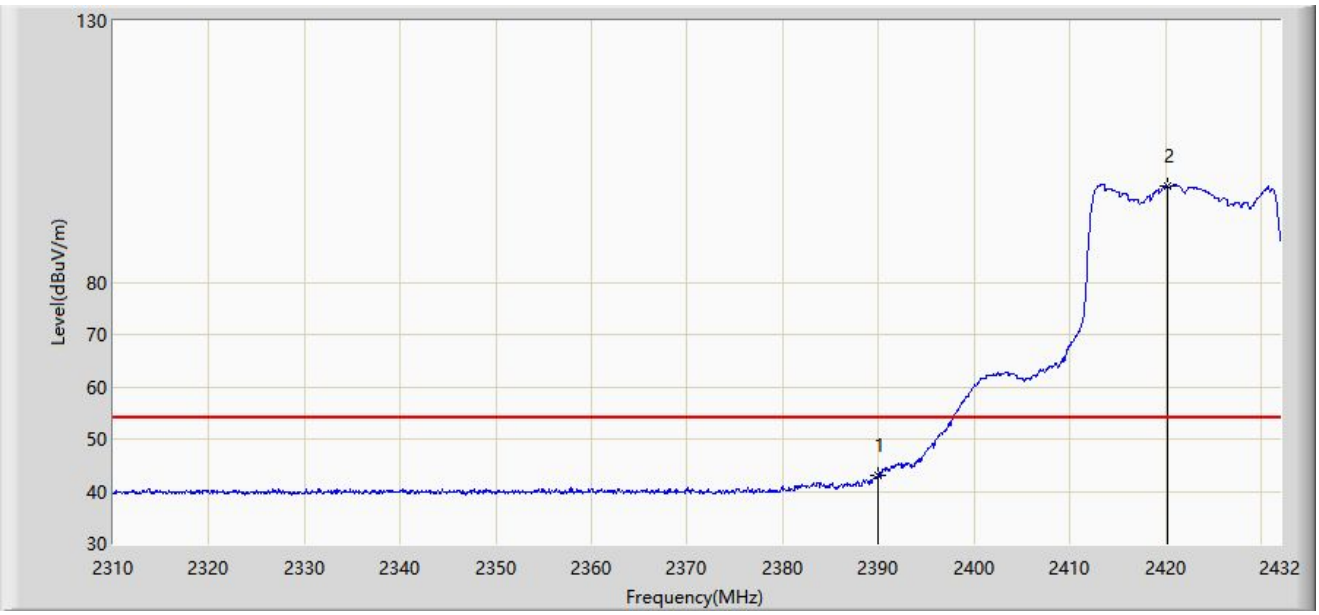

No	Mark	Frequency (MHz)	Measure Level (dBμV/m)	Reading Level (dBμV)	Margin (dB)	Limit (dBμV/m)	Factor (dB/m)	Type
1	*	2390.000	43.072	12.080	-10.928	54.000	30.992	AV
2		2420.166	98.489	67.557	N/A	N/A	30.932	AV

Note 1: " * ", means this data is the worst emission level.

Note 2: Measure Level (dBμV/m) = Reading Level (dBμV) + Factor (dB/m).

Note 3: Factor (dB/m) = Cable Loss (dB) + Antenna Factor (dB/m).

Site: WZ-AC1	Test Date: 2022-12-24
Limit: FCC_2.4G_RE(3m)	Engineer: Carl Jiang
Probe: BBHA9120D_1167_1-18GHz	Polarity: Vertical
EUT: WiFi 6 (802.11ax) 4×4 MU-MIMO Dual Band Module	Power: Powered by Test Jig
Test Mode: Transmit by 802.11ax-HE20 at 2422MHz	

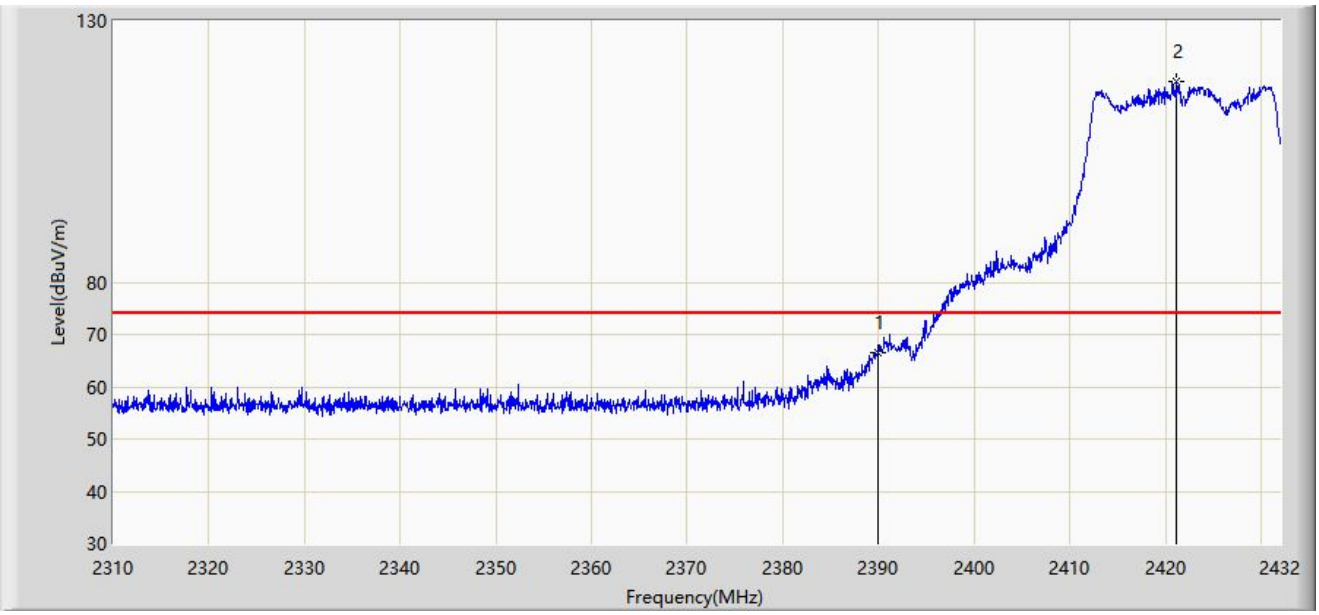

No	Mark	Frequency (MHz)	Measure Level (dBμV/m)	Reading Level (dBμV)	Margin (dB)	Limit (dBμV/m)	Factor (dB/m)	Type
1	*	2390.000	66.380	35.388	-7.620	74.000	30.992	PK
2		2421.203	118.291	87.363	N/A	N/A	30.928	PK

Note 1: " * ", means this data is the worst emission level.

Note 2: Measure Level (dBμV/m) = Reading Level (dBμV) + Factor (dB/m).

Note 3: Factor (dB/m) = Cable Loss (dB) + Antenna Factor (dB/m).

Site: WZ-AC1	Test Date: 2022-12-24
Limit: FCC_2.4G_RE(3m)	Engineer: Carl Jiang
Probe: BBHA9120D_1167_1-18GHz	Polarity: Vertical
EUT: WiFi 6 (802.11ax) 4×4 MU-MIMO Dual Band Module	Power: Powered by Test Jig
Test Mode: Transmit by 802.11ax-HE20 at 2422MHz	

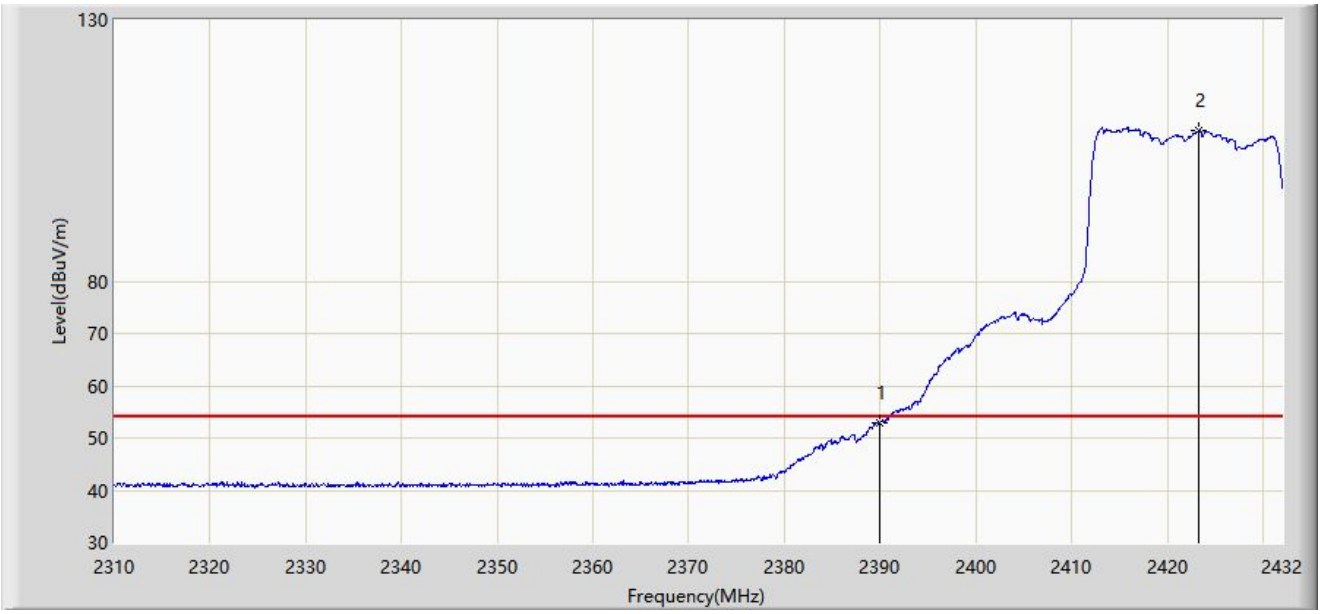

No	Mark	Frequency (MHz)	Measure Level (dBμV/m)	Reading Level (dBμV)	Margin (dB)	Limit (dBμV/m)	Factor (dB/m)	Type
1	*	2390.000	52.939	21.947	-1.061	54.000	30.992	AV
2		2423.338	108.736	77.817	N/A	N/A	30.919	AV

Note 1: " * ", means this data is the worst emission level.

Note 2: Measure Level (dBμV/m) = Reading Level (dBμV) + Factor (dB/m).

Note 3: Factor (dB/m) = Cable Loss (dB) + Antenna Factor (dB/m).

Site: WZ-AC1	Test Date: 2022-12-24
Limit: FCC_2.4G_RE(3m)	Engineer: Carl Jiang
Probe: BBHA9120D_1167_1-18GHz	Polarity: Horizontal
EUT: WiFi 6 (802.11ax) 4×4 MU-MIMO Dual Band Module	Power: Powered by Test Jig
Test Mode: Transmit by 802.11ax-HE20 at 2427MHz	

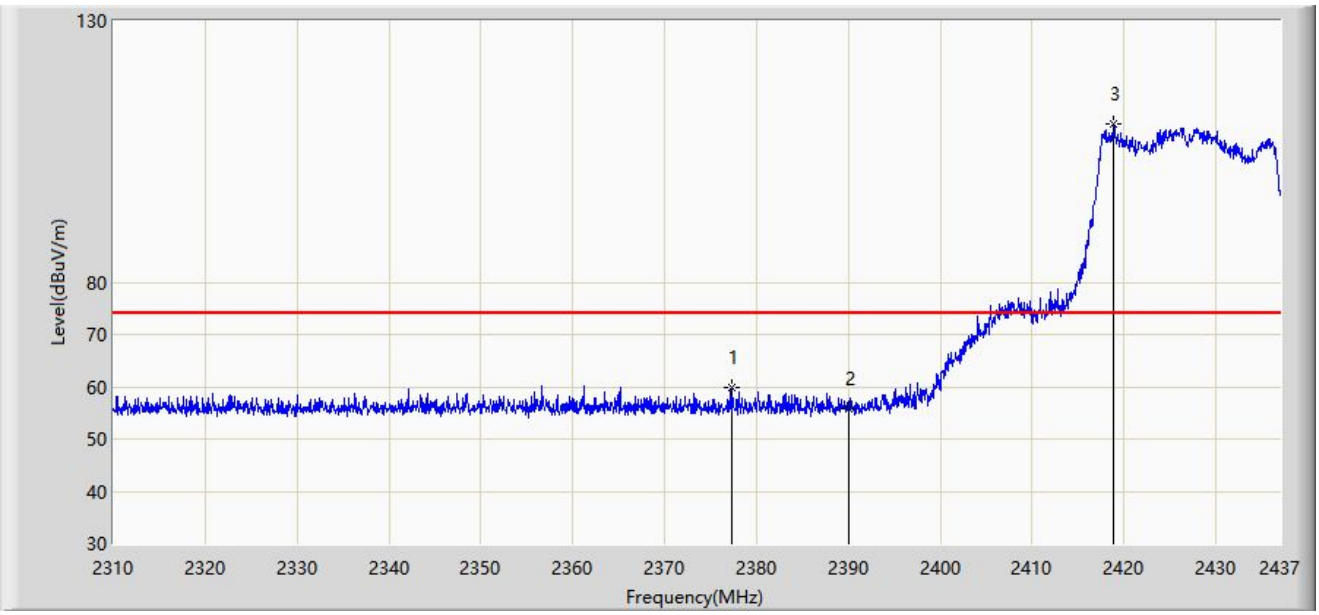

No	Mark	Frequency (MHz)	Measure Level (dBμV/m)	Reading Level (dBμV)	Margin (dB)	Limit (dBμV/m)	Factor (dB/m)	Type
1	*	2377.374	59.770	28.746	-14.230	74.000	31.024	PK
2		2390.000	55.838	24.846	-18.162	74.000	30.992	PK
3		2418.903	110.161	79.225	N/A	N/A	30.936	PK

Note 1: " * ", means this data is the worst emission level.

Note 2: Measure Level (dBμV/m) = Reading Level (dBμV) + Factor (dB/m).

Note 3: Factor (dB/m) = Cable Loss (dB) + Antenna Factor (dB/m).

Site: WZ-AC1	Test Date: 2022-12-24
Limit: FCC_2.4G_RE(3m)	Engineer: Carl Jiang
Probe: BBHA9120D_1167_1-18GHz	Polarity: Horizontal
EUT: WiFi 6 (802.11ax) 4×4 MU-MIMO Dual Band Module	Power: Powered by Test Jig
Test Mode: Transmit by 802.11ax-HE20 at 2427MHz	

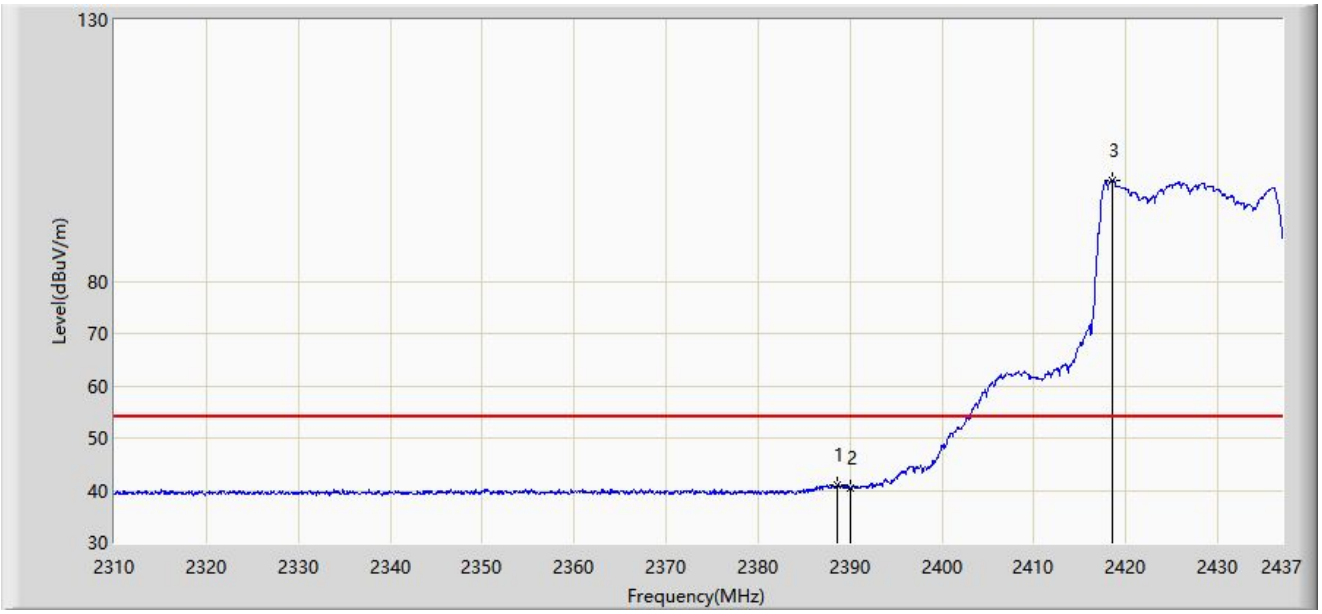

No	Mark	Frequency (MHz)	Measure Level (dBμV/m)	Reading Level (dBμV)	Margin (dB)	Limit (dBμV/m)	Factor (dB/m)	Type
1	*	2388.677	41.081	10.088	-12.919	54.000	30.993	AV
2		2390.000	40.438	9.446	-13.562	54.000	30.992	AV
3		2418.585	99.250	68.313	N/A	N/A	30.937	AV

Note 1: " * ", means this data is the worst emission level.

Note 2: Measure Level (dBμV/m) = Reading Level (dBμV) + Factor (dB/m).

Note 3: Factor (dB/m) = Cable Loss (dB) + Antenna Factor (dB/m).

Site: WZ-AC1	Test Date: 2022-12-24
Limit: FCC_2.4G_RE(3m)	Engineer: Carl Jiang
Probe: BBHA9120D_1167_1-18GHz	Polarity: Vertical
EUT: WiFi 6 (802.11ax) 4×4 MU-MIMO Dual Band Module	Power: Powered by Test Jig
Test Mode: Transmit by 802.11ax-HE20 at 2427MHz	

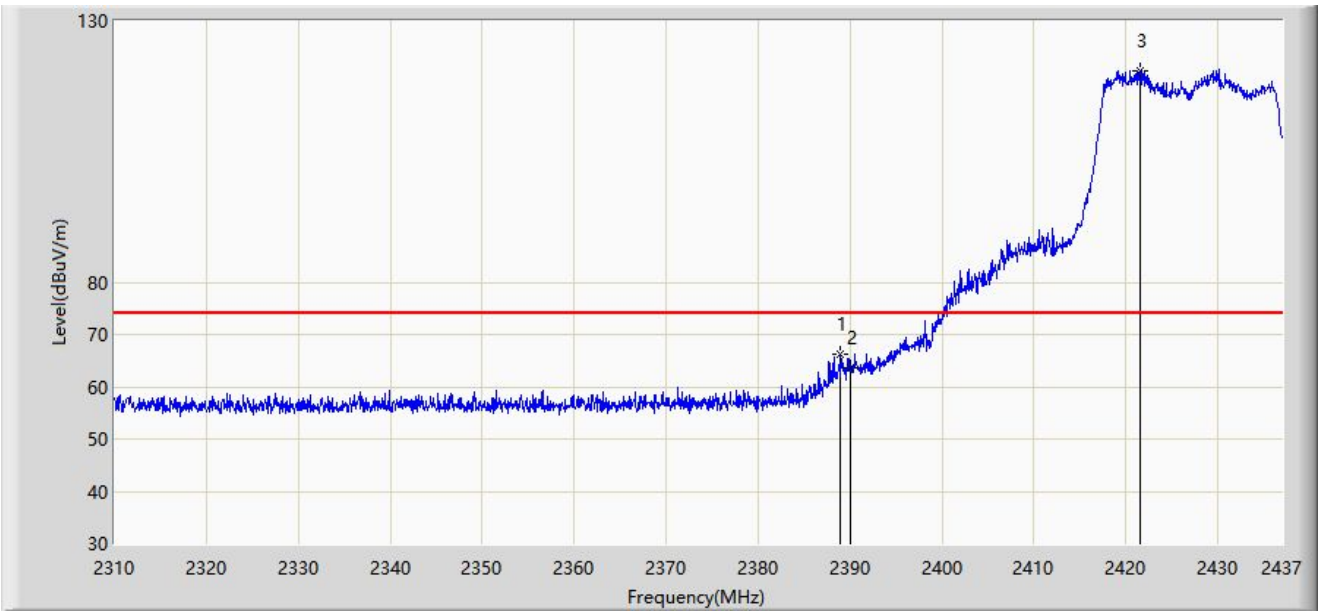

No	Mark	Frequency (MHz)	Measure Level (dBμV/m)	Reading Level (dBμV)	Margin (dB)	Limit (dBμV/m)	Factor (dB/m)	Type
1	*	2388.930	66.357	35.364	-7.643	74.000	30.992	PK
2		2390.000	63.610	32.618	-10.390	74.000	30.992	PK
3		2421.570	120.568	89.642	N/A	N/A	30.926	PK

Note 1: " * ", means this data is the worst emission level.

Note 2: Measure Level (dBμV/m) = Reading Level (dBμV) + Factor (dB/m).

Note 3: Factor (dB/m) = Cable Loss (dB) + Antenna Factor (dB/m).

Site: WZ-AC1	Test Date: 2022-12-24
Limit: FCC_2.4G_RE(3m)	Engineer: Carl Jiang
Probe: BBHA9120D_1167_1-18GHz	Polarity: Vertical
EUT: WiFi 6 (802.11ax) 4×4 MU-MIMO Dual Band Module	Power: Powered by Test Jig
Test Mode: Transmit by 802.11ax-HE20 at 2427MHz	

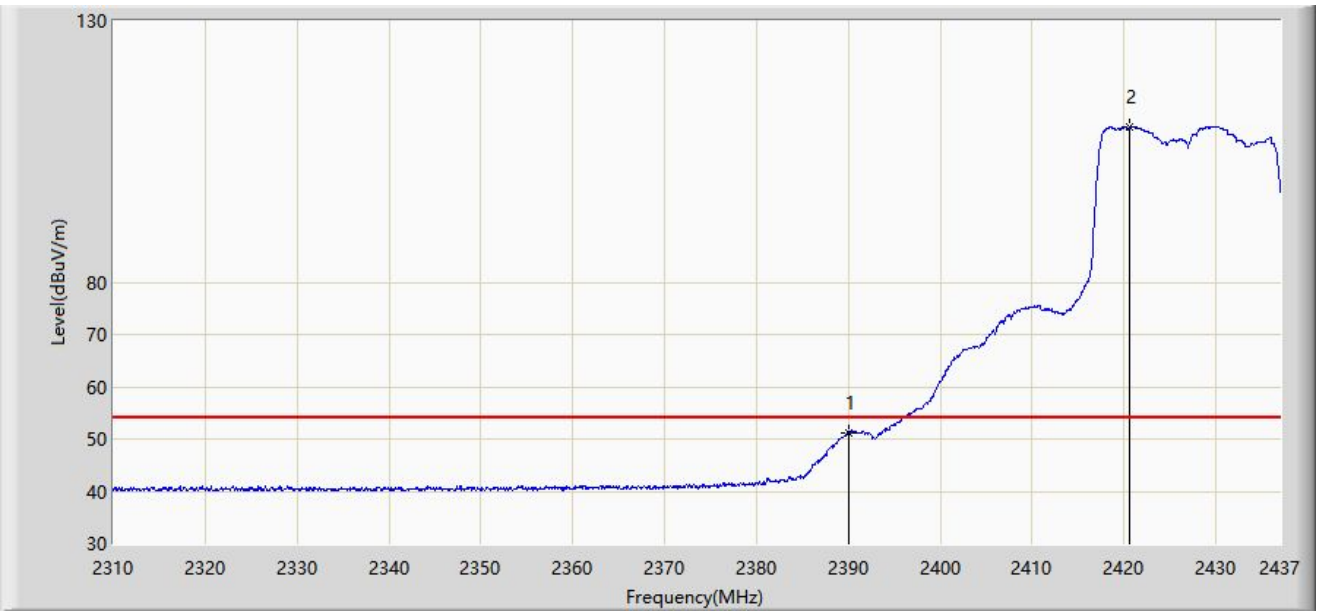

No	Mark	Frequency (MHz)	Measure Level (dBμV/m)	Reading Level (dBμV)	Margin (dB)	Limit (dBμV/m)	Factor (dB/m)	Type
1	*	2390.000	51.303	20.311	-2.697	54.000	30.992	AV
2		2420.680	109.662	78.732	N/A	N/A	30.930	AV

Note 1: " * ", means this data is the worst emission level.

Note 2: Measure Level (dBμV/m) = Reading Level (dBμV) + Factor (dB/m).

Note 3: Factor (dB/m) = Cable Loss (dB) + Antenna Factor (dB/m).

Site: WZ-AC1	Test Date: 2022-12-24
Limit: FCC_2.4G_RE(3m)	Engineer: Carl Jiang
Probe: BBHA9120D_1167_1-18GHz	Polarity: Horizontal
EUT: WiFi 6 (802.11ax) 4×4 MU-MIMO Dual Band Module	Power: Powered by Test Jig
Test Mode: Transmit by 802.11ax-HE20 at 2437MHz	

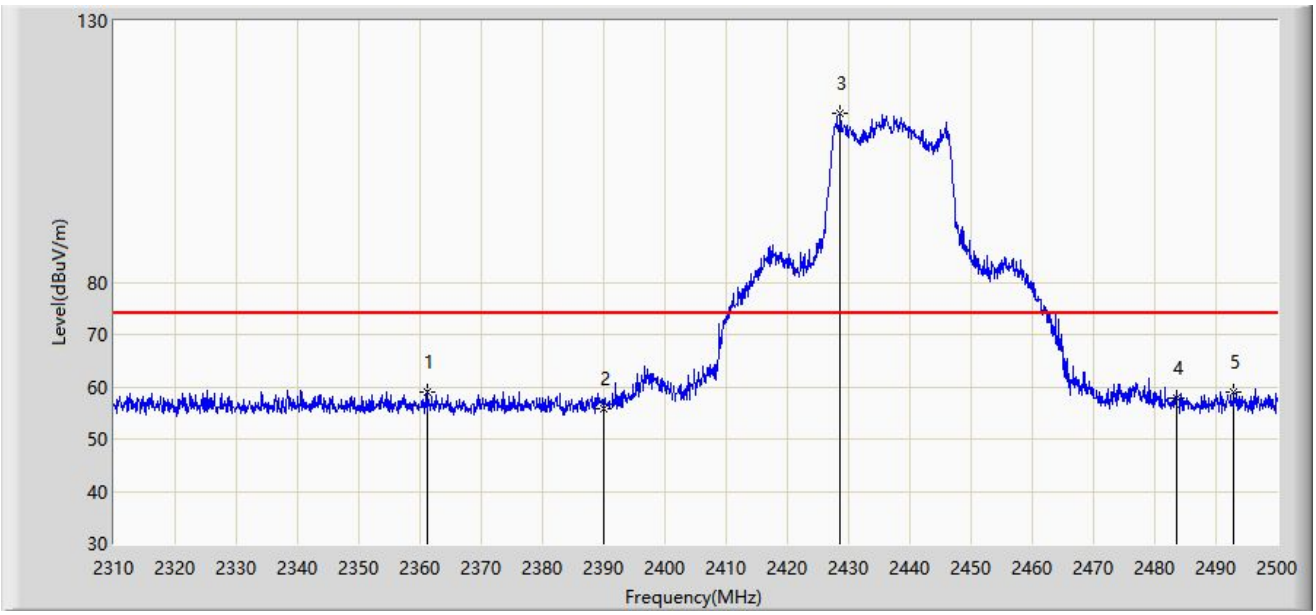

No	Mark	Frequency (MHz)	Measure Level (dBμV/m)	Reading Level (dBμV)	Margin (dB)	Limit (dBμV/m)	Factor (dB/m)	Type
1	*	2361.300	59.110	28.015	-14.890	74.000	31.095	PK
2		2390.000	55.918	24.926	-18.082	74.000	30.992	PK
3		2428.655	112.277	81.380	N/A	N/A	30.897	PK
4		2483.500	57.870	26.979	-16.130	74.000	30.892	PK
5		2492.970	59.090	28.210	-14.910	74.000	30.881	PK

Note 1: " * ", means this data is the worst emission level.

Note 2: Measure Level (dBμV/m) = Reading Level (dBμV) + Factor (dB/m).

Note 3: Factor (dB/m) = Cable Loss (dB) + Antenna Factor (dB/m).

Site: WZ-AC1	Test Date: 2022-12-24
Limit: FCC_2.4G_RE(3m)	Engineer: Carl Jiang
Probe: BBHA9120D_1167_1-18GHz	Polarity: Horizontal
EUT: WiFi 6 (802.11ax) 4×4 MU-MIMO Dual Band Module	Power: Powered by Test Jig
Test Mode: Transmit by 802.11ax-HE20 at 2437MHz	

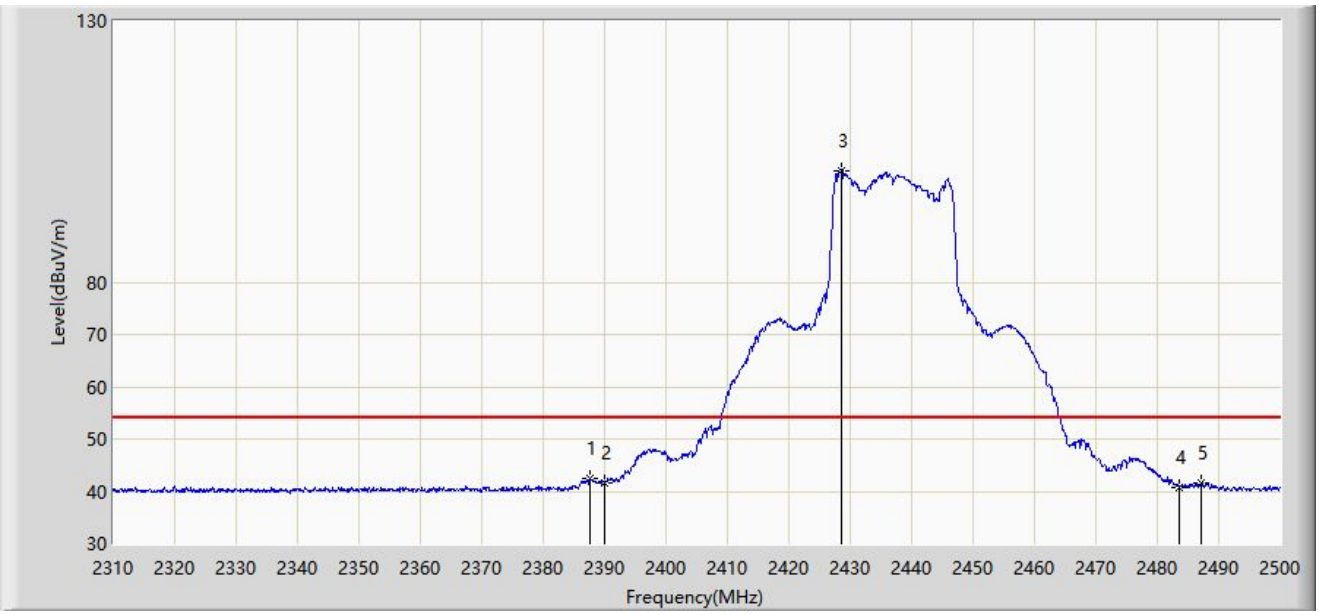

No	Mark	Frequency (MHz)	Measure Level (dBμV/m)	Reading Level (dBμV)	Margin (dB)	Limit (dBμV/m)	Factor (dB/m)	Type
1	*	2387.710	42.434	11.441	-11.566	54.000	30.993	AV
2		2390.000	41.720	10.728	-12.280	54.000	30.992	AV
3		2428.655	101.374	70.477	N/A	N/A	30.897	AV
4		2483.500	40.726	9.835	-13.274	54.000	30.892	AV
5		2487.175	41.515	10.630	-12.485	54.000	30.885	AV

Note 1: " * ", means this data is the worst emission level.

Note 2: Measure Level (dBμV/m) = Reading Level (dBμV) + Factor (dB/m).

Note 3: Factor (dB/m) = Cable Loss (dB) + Antenna Factor (dB/m).

Site: WZ-AC1	Test Date: 2022-12-24
Limit: FCC_2.4G_RE(3m)	Engineer: Carl Jiang
Probe: BBHA9120D_1167_1-18GHz	Polarity: Vertical
EUT: WiFi 6 (802.11ax) 4×4 MU-MIMO Dual Band Module	Power: Powered by Test Jig
Test Mode: Transmit by 802.11ax-HE20 at 2437MHz	

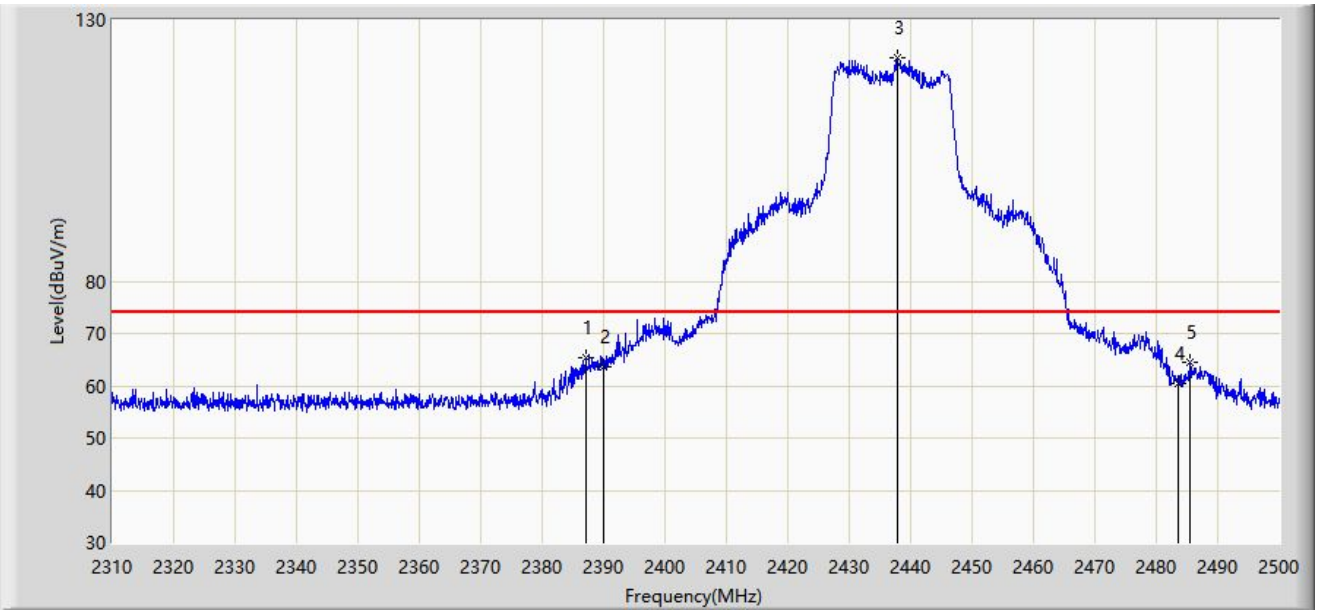

No	Mark	Frequency (MHz)	Measure Level (dBμV/m)	Reading Level (dBμV)	Margin (dB)	Limit (dBμV/m)	Factor (dB/m)	Type
1	*	2387.045	65.261	34.267	-8.739	74.000	30.994	PK
2		2390.000	63.509	32.517	-10.491	74.000	30.992	PK
3		2437.775	122.801	91.936	N/A	N/A	30.864	PK
4		2483.500	60.459	29.568	-13.541	74.000	30.892	PK
5		2485.370	64.398	33.510	-9.602	74.000	30.889	PK

Note 1: " * ", means this data is the worst emission level.

Note 2: Measure Level (dBμV/m) = Reading Level (dBμV) + Factor (dB/m).

Note 3: Factor (dB/m) = Cable Loss (dB) + Antenna Factor (dB/m).

Site: WZ-AC1	Test Date: 2022-12-24
Limit: FCC_2.4G_RE(3m)	Engineer: Carl Jiang
Probe: BBHA9120D_1167_1-18GHz	Polarity: Vertical
EUT: WiFi 6 (802.11ax) 4×4 MU-MIMO Dual Band Module	Power: Powered by Test Jig
Test Mode: Transmit by 802.11ax-HE20 at 2437MHz	

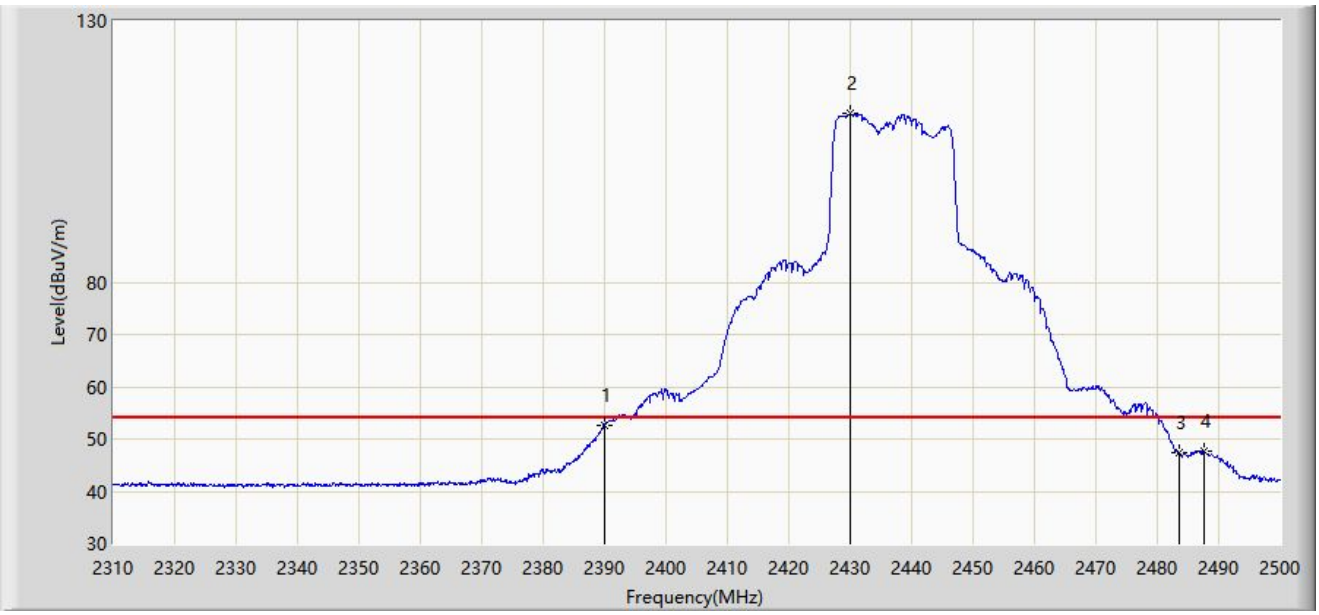

No	Mark	Frequency (MHz)	Measure Level (dBμV/m)	Reading Level (dBμV)	Margin (dB)	Limit (dBμV/m)	Factor (dB/m)	Type
1	*	2390.000	52.710	21.718	-1.290	54.000	30.992	AV
2		2429.890	112.197	81.305	N/A	N/A	30.893	AV
3		2483.500	47.420	16.529	-6.580	54.000	30.892	AV
4		2487.555	47.739	16.854	-6.261	54.000	30.885	AV

Note 1: " * ", means this data is the worst emission level.

Note 2: Measure Level (dBμV/m) = Reading Level (dBμV) + Factor (dB/m).

Note 3: Factor (dB/m) = Cable Loss (dB) + Antenna Factor (dB/m).

Site: WZ-AC1	Test Date: 2022-12-24
Limit: FCC_2.4G_RE(3m)	Engineer: Carl Jiang
Probe: BBHA9120D_1167_1-18GHz	Polarity: Horizontal
EUT: WiFi 6 (802.11ax) 4×4 MU-MIMO Dual Band Module	Power: Powered by Test Jig
Test Mode: Transmit by 802.11ax-HE20 at 2447MHz	

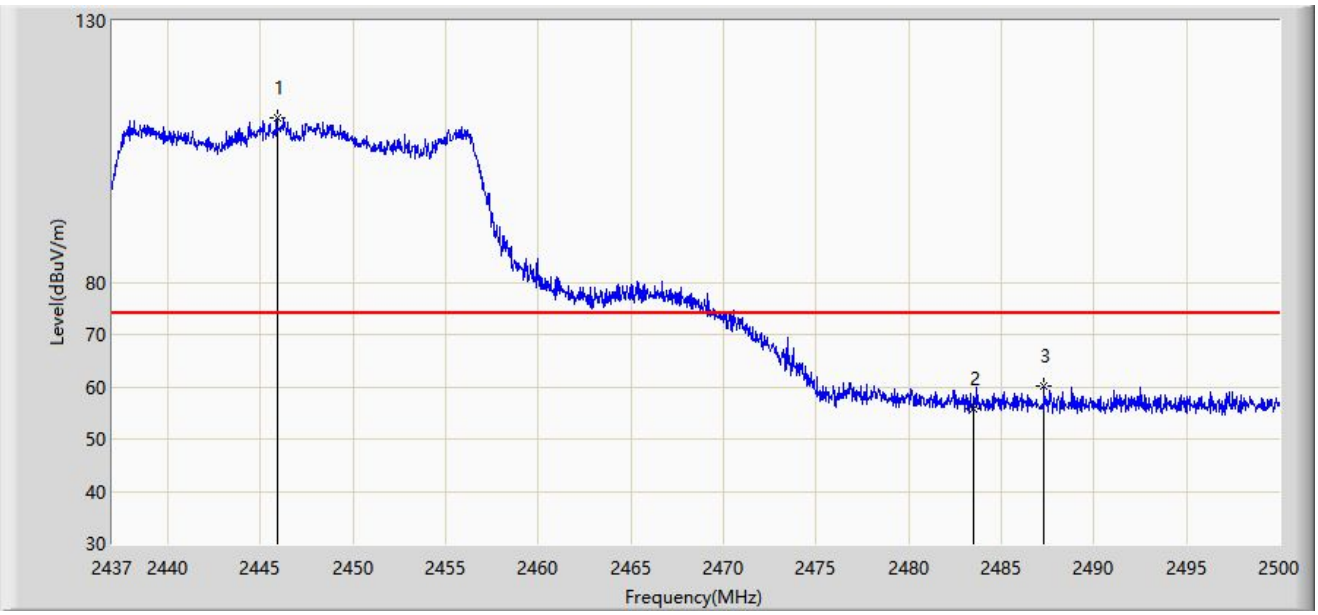

No	Mark	Frequency (MHz)	Measure Level (dBμV/m)	Reading Level (dBμV)	Margin (dB)	Limit (dBμV/m)	Factor (dB/m)	Type
1		2445.883	111.517	80.651	N/A	N/A	30.866	PK
2		2483.500	55.834	24.943	-18.166	74.000	30.892	PK
3	*	2487.305	60.233	29.348	-13.767	74.000	30.885	PK

Note 1: " * ", means this data is the worst emission level.

Note 2: Measure Level (dBμV/m) = Reading Level (dBμV) + Factor (dB/m).

Note 3: Factor (dB/m) = Cable Loss (dB) + Antenna Factor (dB/m).

Site: WZ-AC1	Test Date: 2022-12-24
Limit: FCC_2.4G_RE(3m)	Engineer: Carl Jiang
Probe: BBHA9120D_1167_1-18GHz	Polarity: Horizontal
EUT: WiFi 6 (802.11ax) 4×4 MU-MIMO Dual Band Module	Power: Powered by Test Jig
Test Mode: Transmit by 802.11ax-HE20 at 2447MHz	

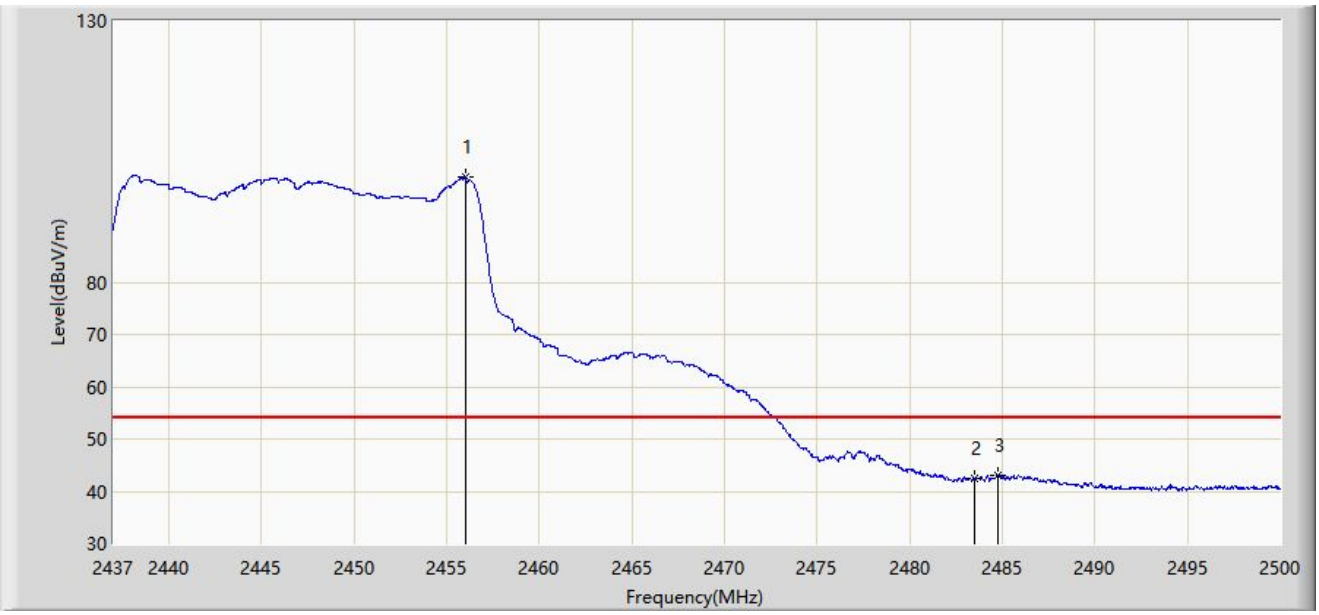

No	Mark	Frequency (MHz)	Measure Level (dBμV/m)	Reading Level (dBμV)	Margin (dB)	Limit (dBμV/m)	Factor (dB/m)	Type
1		2456.026	100.035	69.164	N/A	N/A	30.872	AV
2		2483.500	42.431	11.540	-11.569	54.000	30.892	AV
3	*	2484.754	43.082	12.193	-10.918	54.000	30.890	AV

Note 1: " * ", means this data is the worst emission level.

Note 2: Measure Level (dBμV/m) = Reading Level (dBμV) + Factor (dB/m).

Note 3: Factor (dB/m) = Cable Loss (dB) + Antenna Factor (dB/m).

Site: WZ-AC1	Test Date: 2022-12-24
Limit: FCC_2.4G_RE(3m)	Engineer: Carl Jiang
Probe: BBHA9120D_1167_1-18GHz	Polarity: Vertical
EUT: WiFi 6 (802.11ax) 4×4 MU-MIMO Dual Band Module	Power: Powered by Test Jig
Test Mode: Transmit by 802.11ax-HE20 at 2447MHz	

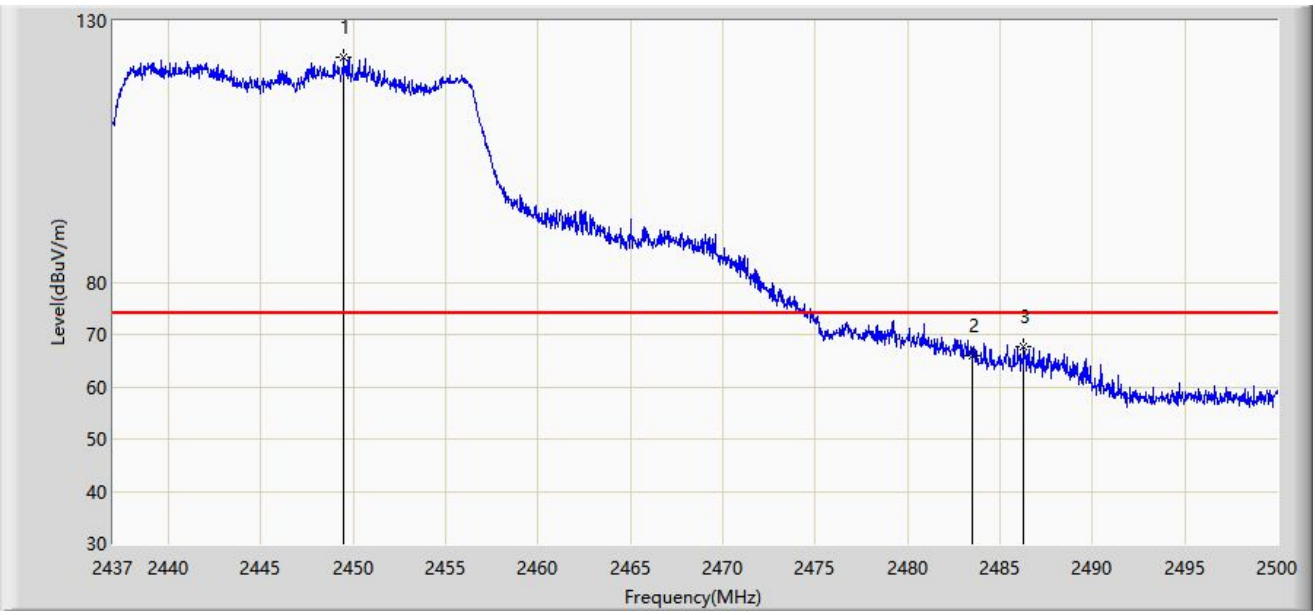

No	Mark	Frequency (MHz)	Measure Level (dBμV/m)	Reading Level (dBμV)	Margin (dB)	Limit (dBμV/m)	Factor (dB/m)	Type
1		2449.506	123.130	92.262	N/A	N/A	30.868	PK
2		2483.500	65.911	35.020	-8.089	74.000	30.892	PK
3	*	2486.266	67.661	36.774	-6.339	74.000	30.887	PK

Note 1: " * ", means this data is the worst emission level.

Note 2: Measure Level (dBμV/m) = Reading Level (dBμV) + Factor (dB/m).

Note 3: Factor (dB/m) = Cable Loss (dB) + Antenna Factor (dB/m).

Site: WZ-AC1	Test Date: 2022-12-24
Limit: FCC_2.4G_RE(3m)	Engineer: Carl Jiang
Probe: BBHA9120D_1167_1-18GHz	Polarity: Vertical
EUT: WiFi 6 (802.11ax) 4×4 MU-MIMO Dual Band Module	Power: Powered by Test Jig
Test Mode: Transmit by 802.11ax-HE20 at 2447MHz	

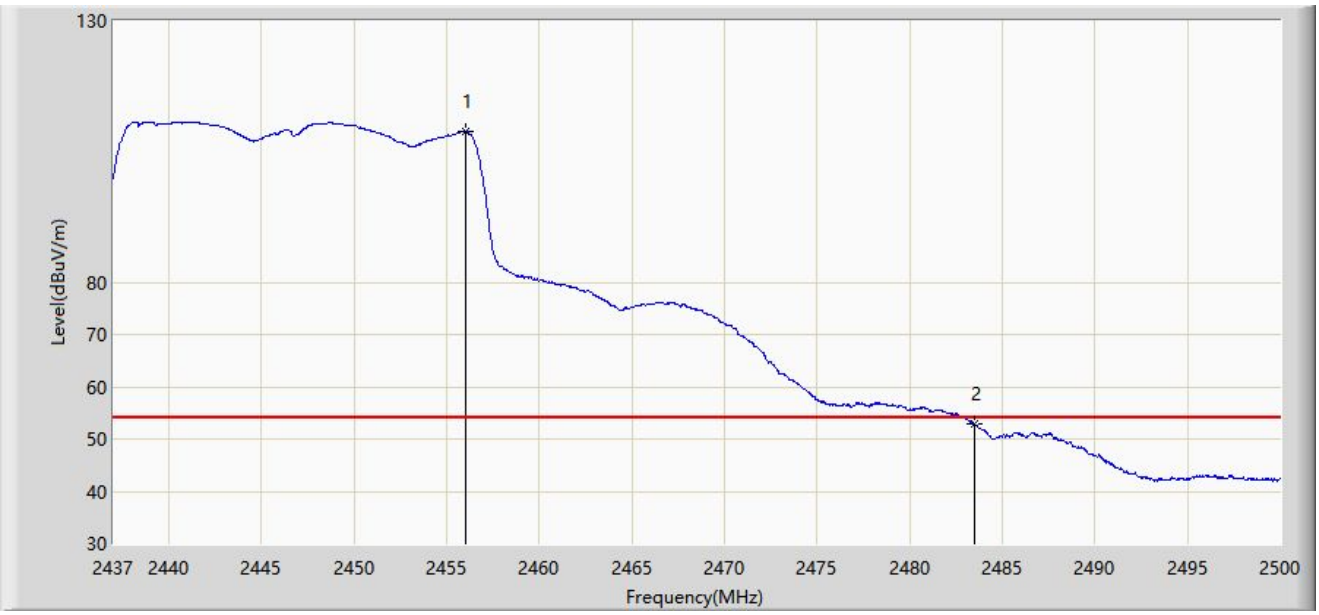

No	Mark	Frequency (MHz)	Measure Level (dBμV/m)	Reading Level (dBμV)	Margin (dB)	Limit (dBμV/m)	Factor (dB/m)	Type
1		2456.058	108.729	77.858	N/A	N/A	30.872	AV
2	*	2483.500	52.847	21.956	-1.153	54.000	30.892	AV

Note 1: " * ", means this data is the worst emission level.

Note 2: Measure Level (dBμV/m) = Reading Level (dBμV) + Factor (dB/m).

Note 3: Factor (dB/m) = Cable Loss (dB) + Antenna Factor (dB/m).

Site: WZ-AC1	Test Date: 2022-12-24
Limit: FCC_2.4G_RE(3m)	Engineer: Carl Jiang
Probe: BBHA9120D_1167_1-18GHz	Polarity: Horizontal
EUT: WiFi 6 (802.11ax) 4×4 MU-MIMO Dual Band Module	Power: Powered by Test Jig
Test Mode: Transmit by 802.11ax-HE20 at 2452MHz	

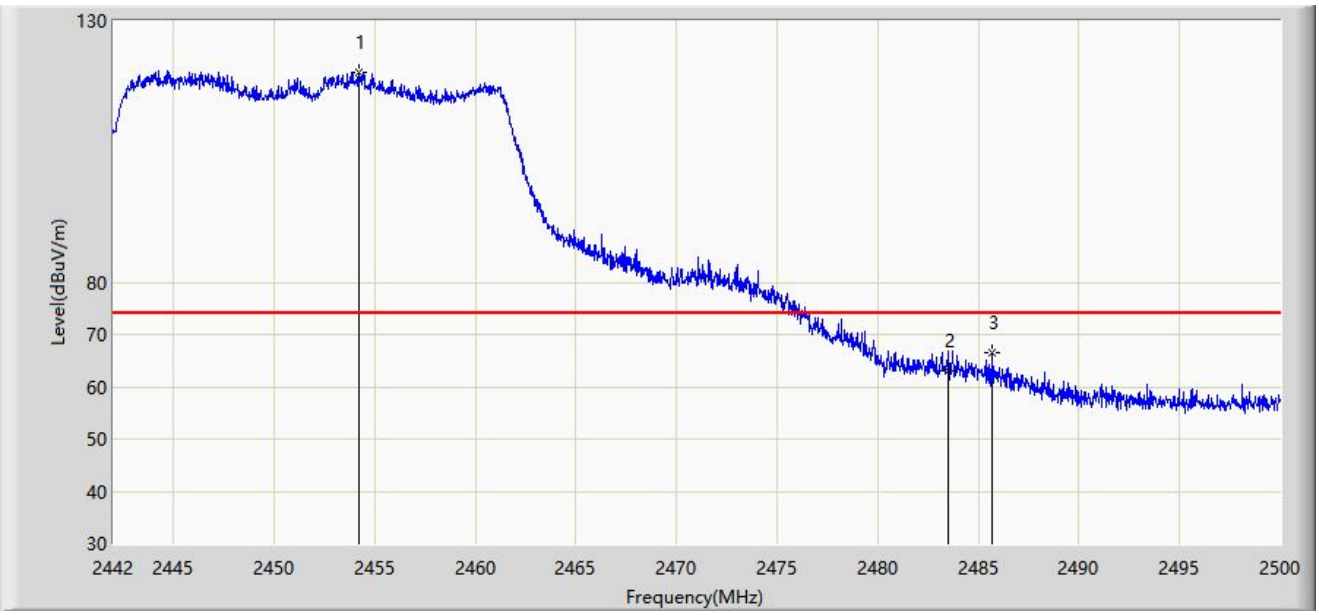

No	Mark	Frequency (MHz)	Measure Level (dBμV/m)	Reading Level (dBμV)	Margin (dB)	Limit (dBμV/m)	Factor (dB/m)	Type
1		2454.238	120.005	89.135	N/A	N/A	30.870	PK
2		2483.500	63.056	32.165	-10.944	74.000	30.892	PK
3	*	2485.703	66.551	35.663	-7.449	74.000	30.888	PK

Note 1: " * ", means this data is the worst emission level.

Note 2: Measure Level (dBμV/m) = Reading Level (dBμV) + Factor (dB/m).

Note 3: Factor (dB/m) = Cable Loss (dB) + Antenna Factor (dB/m).

Site: WZ-AC1	Test Date: 2022-12-24
Limit: FCC_2.4G_RE(3m)	Engineer: Carl Jiang
Probe: BBHA9120D_1167_1-18GHz	Polarity: Horizontal
EUT: WiFi 6 (802.11ax) 4×4 MU-MIMO Dual Band Module	Power: Powered by Test Jig
Test Mode: Transmit by 802.11ax-HE20 at 2452MHz	

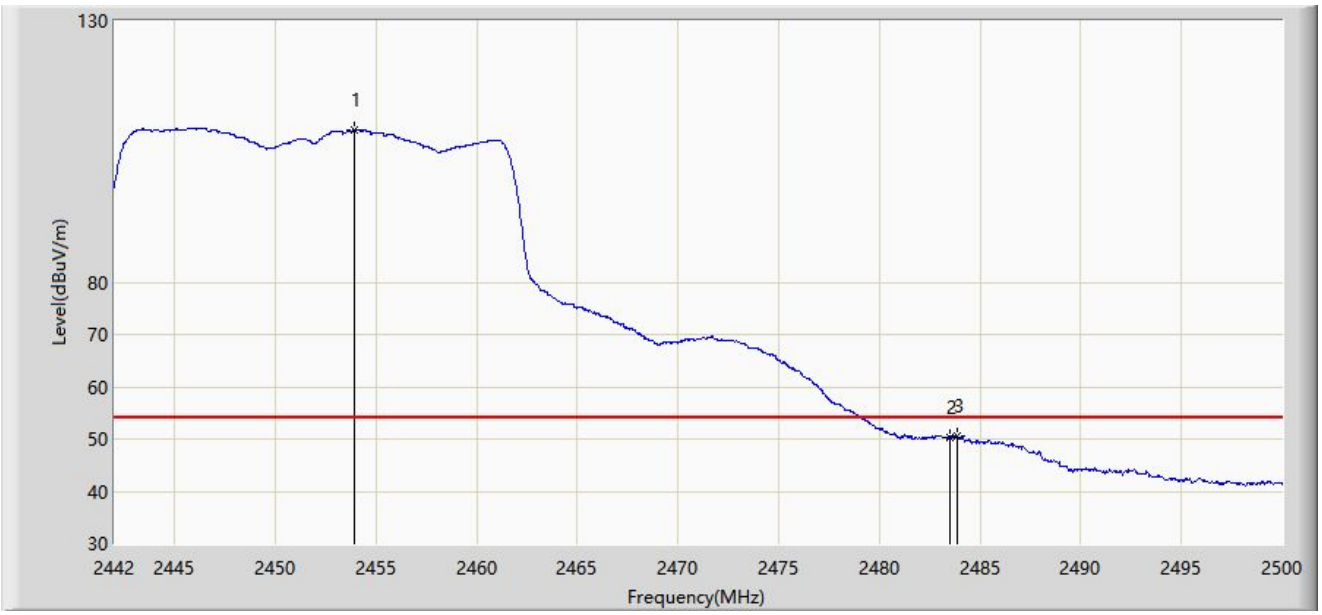

No	Mark	Frequency (MHz)	Measure Level (dBμV/m)	Reading Level (dBμV)	Margin (dB)	Limit (dBμV/m)	Factor (dB/m)	Type
1		2453.919	109.044	78.174	N/A	N/A	30.871	AV
2		2483.500	50.184	19.293	-3.816	54.000	30.892	AV
3	*	2483.847	50.719	19.828	-3.281	54.000	30.891	AV

Note 1: " * ", means this data is the worst emission level.

Note 2: Measure Level (dBμV/m) = Reading Level (dBμV) + Factor (dB/m).

Note 3: Factor (dB/m) = Cable Loss (dB) + Antenna Factor (dB/m).

Site: WZ-AC1	Test Date: 2022-12-24
Limit: FCC_2.4G_RE(3m)	Engineer: Carl Jiang
Probe: BBHA9120D_1167_1-18GHz	Polarity: Vertical
EUT: WiFi 6 (802.11ax) 4×4 MU-MIMO Dual Band Module	Power: Powered by Test Jig
Test Mode: Transmit by 802.11ax-HE20 at 2452MHz	

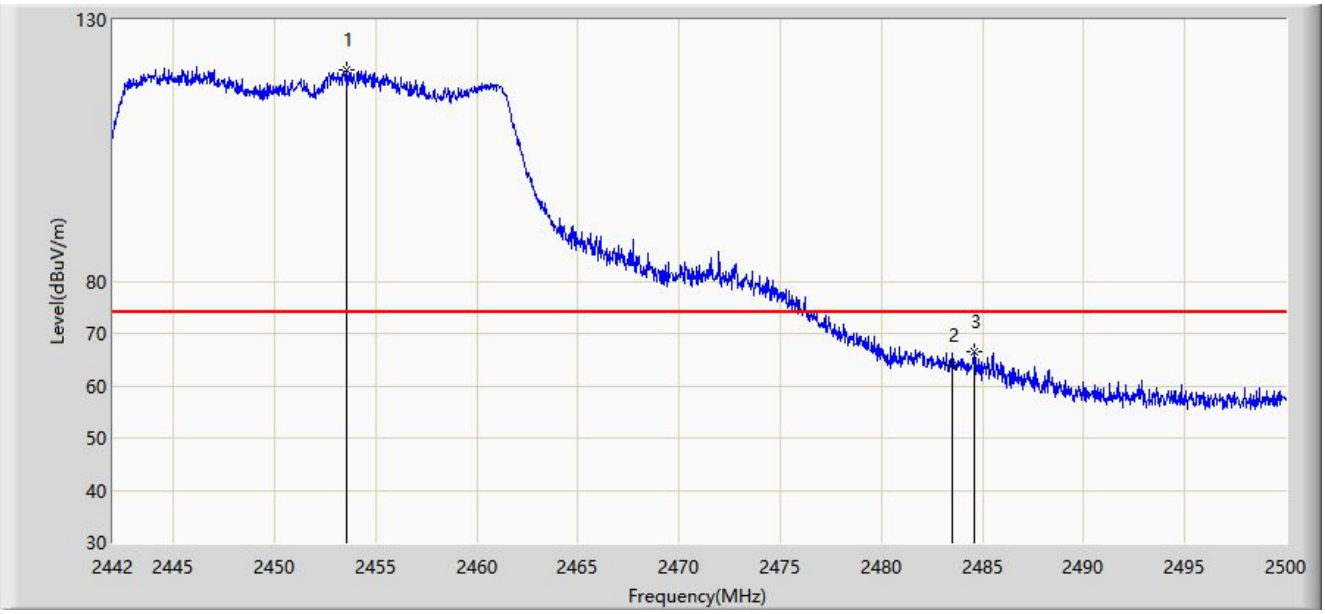

No	Mark	Frequency (MHz)	Measure Level (dBμV/m)	Reading Level (dBμV)	Margin (dB)	Limit (dBμV/m)	Factor (dB/m)	Type
1		2453.542	120.338	89.468	N/A	N/A	30.870	PK
2		2483.500	64.000	33.109	-10.000	74.000	30.892	PK
3	*	2484.572	66.625	35.735	-7.375	74.000	30.890	PK

Note 1: " * ", means this data is the worst emission level.

Note 2: Measure Level (dBμV/m) = Reading Level (dBμV) + Factor (dB/m).

Note 3: Factor (dB/m) = Cable Loss (dB) + Antenna Factor (dB/m).

Site: WZ-AC1	Test Date: 2022-12-24
Limit: FCC_2.4G_RE(3m)	Engineer: Carl Jiang
Probe: BBHA9120D_1167_1-18GHz	Polarity: Vertical
EUT: WiFi 6 (802.11ax) 4×4 MU-MIMO Dual Band Module	Power: Powered by Test Jig
Test Mode: Transmit by 802.11ax-HE20 at 2452MHz	

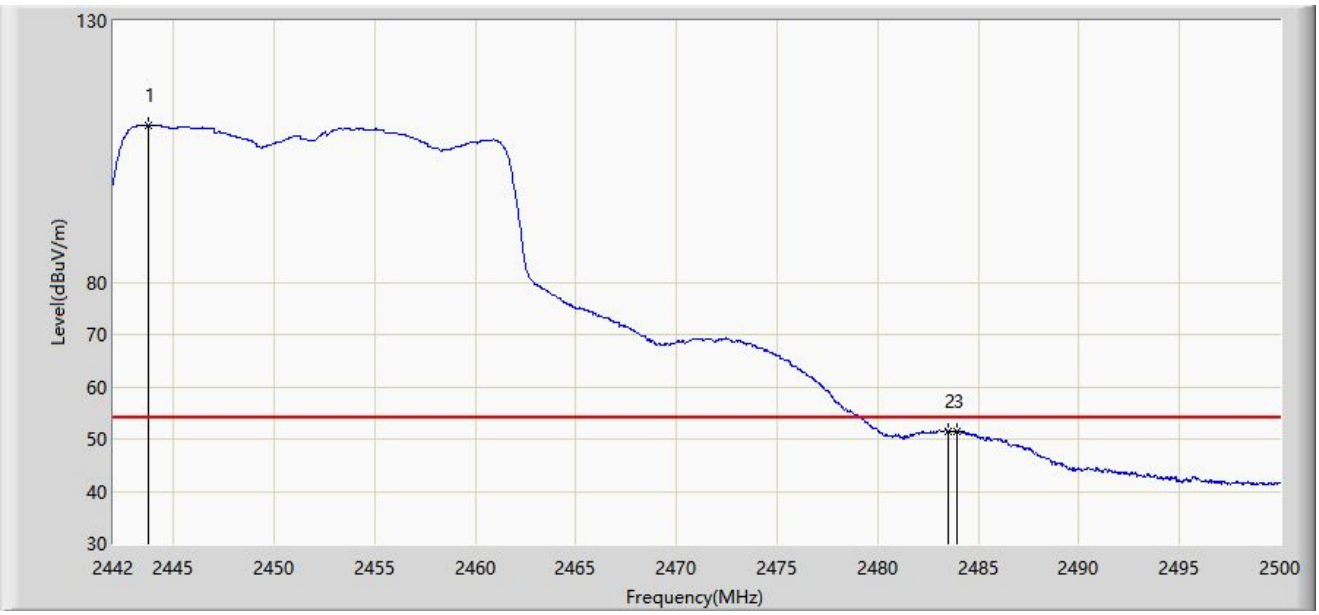

No	Mark	Frequency (MHz)	Measure Level (dBμV/m)	Reading Level (dBμV)	Margin (dB)	Limit (dBμV/m)	Factor (dB/m)	Type
1		2443.769	110.016	79.150	N/A	N/A	30.865	AV
2		2483.500	51.415	20.524	-2.585	54.000	30.892	AV
3	*	2483.934	51.565	20.674	-2.435	54.000	30.891	AV

Note 1: " * ", means this data is the worst emission level.

Note 2: Measure Level (dBμV/m) = Reading Level (dBμV) + Factor (dB/m).

Note 3: Factor (dB/m) = Cable Loss (dB) + Antenna Factor (dB/m).

Site: WZ-AC1	Test Date: 2022-12-24
Limit: FCC_2.4G_RE(3m)	Engineer: Carl Jiang
Probe: BBHA9120D_1167_1-18GHz	Polarity: Horizontal
EUT: WiFi 6 (802.11ax) 4×4 MU-MIMO Dual Band Module	Power: Powered by Test Jig
Test Mode: Transmit by 802.11ax-HE20 at 2457MHz	

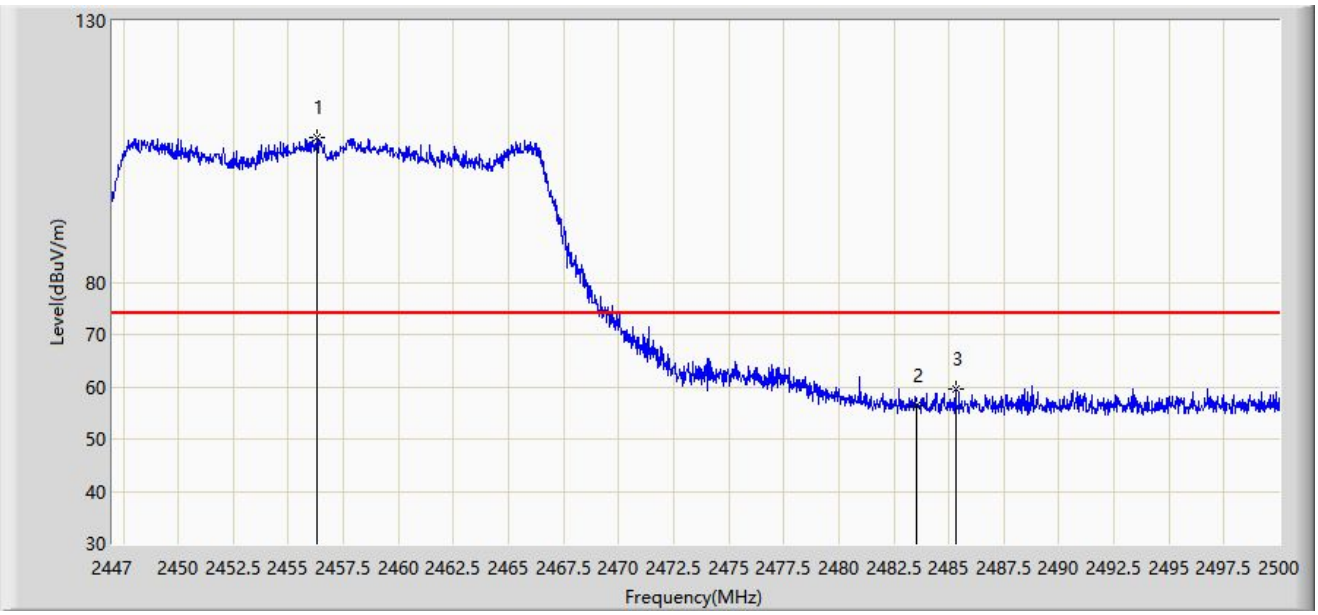

No	Mark	Frequency (MHz)	Measure Level (dBμV/m)	Reading Level (dBμV)	Margin (dB)	Limit (dBμV/m)	Factor (dB/m)	Type
1		2456.275	107.665	76.793	N/A	N/A	30.871	PK
2		2483.500	56.353	25.462	-17.647	74.000	30.892	PK
3	*	2485.292	59.497	28.608	-14.503	74.000	30.889	PK

Note 1: " * ", means this data is the worst emission level.

Note 2: Measure Level (dBμV/m) = Reading Level (dBμV) + Factor (dB/m).

Note 3: Factor (dB/m) = Cable Loss (dB) + Antenna Factor (dB/m).

Site: WZ-AC1	Test Date: 2022-12-24
Limit: FCC_2.4G_RE(3m)	Engineer: Carl Jiang
Probe: BBHA9120D_1167_1-18GHz	Polarity: Horizontal
EUT: WiFi 6 (802.11ax) 4×4 MU-MIMO Dual Band Module	Power: Powered by Test Jig
Test Mode: Transmit by 802.11ax-HE20 at 2457MHz	

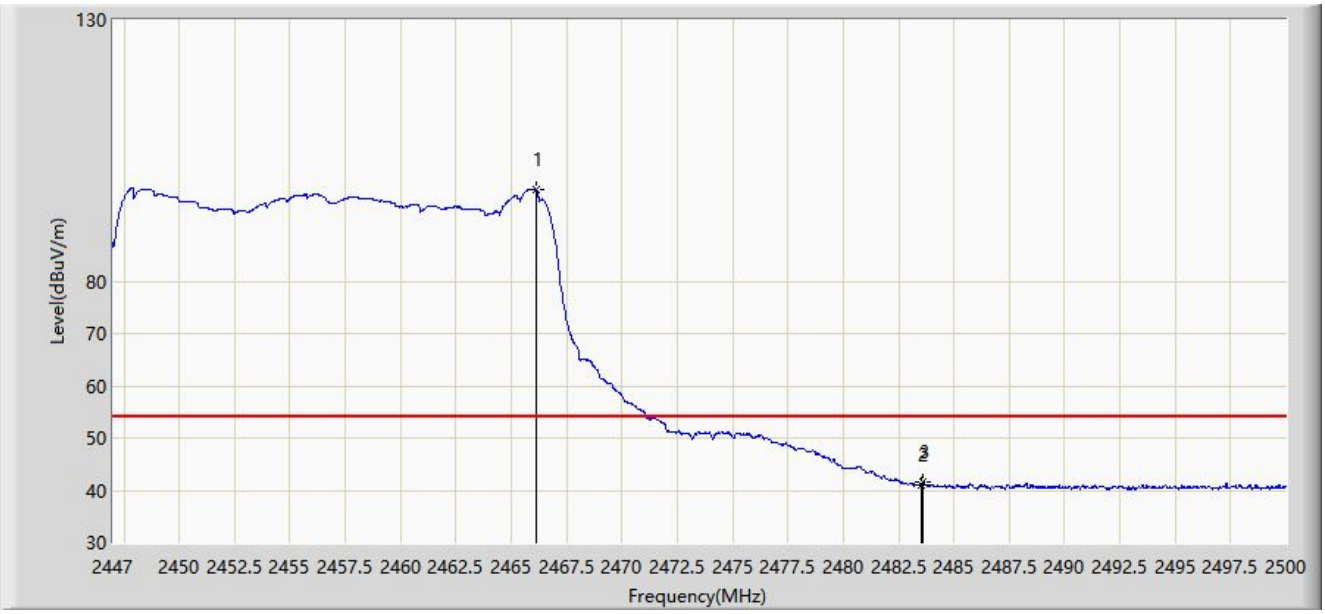

No	Mark	Frequency (MHz)	Measure Level (dBμV/m)	Reading Level (dBμV)	Margin (dB)	Limit (dBμV/m)	Factor (dB/m)	Type
1		2466.106	97.575	66.684	N/A	N/A	30.892	AV
2		2483.500	40.893	10.002	-13.107	54.000	30.892	AV
3	*	2483.570	41.502	10.611	-12.498	54.000	30.892	AV

Note 1: " * ", means this data is the worst emission level.

Note 2: Measure Level (dBμV/m) = Reading Level (dBμV) + Factor (dB/m).

Note 3: Factor (dB/m) = Cable Loss (dB) + Antenna Factor (dB/m).

Site: WZ-AC1	Test Date: 2022-12-24
Limit: FCC_2.4G_RE(3m)	Engineer: Carl Jiang
Probe: BBHA9120D_1167_1-18GHz	Polarity: Vertical
EUT: WiFi 6 (802.11ax) 4×4 MU-MIMO Dual Band Module	Power: Powered by Test Jig
Test Mode: Transmit by 802.11ax-HE20 at 2457MHz	

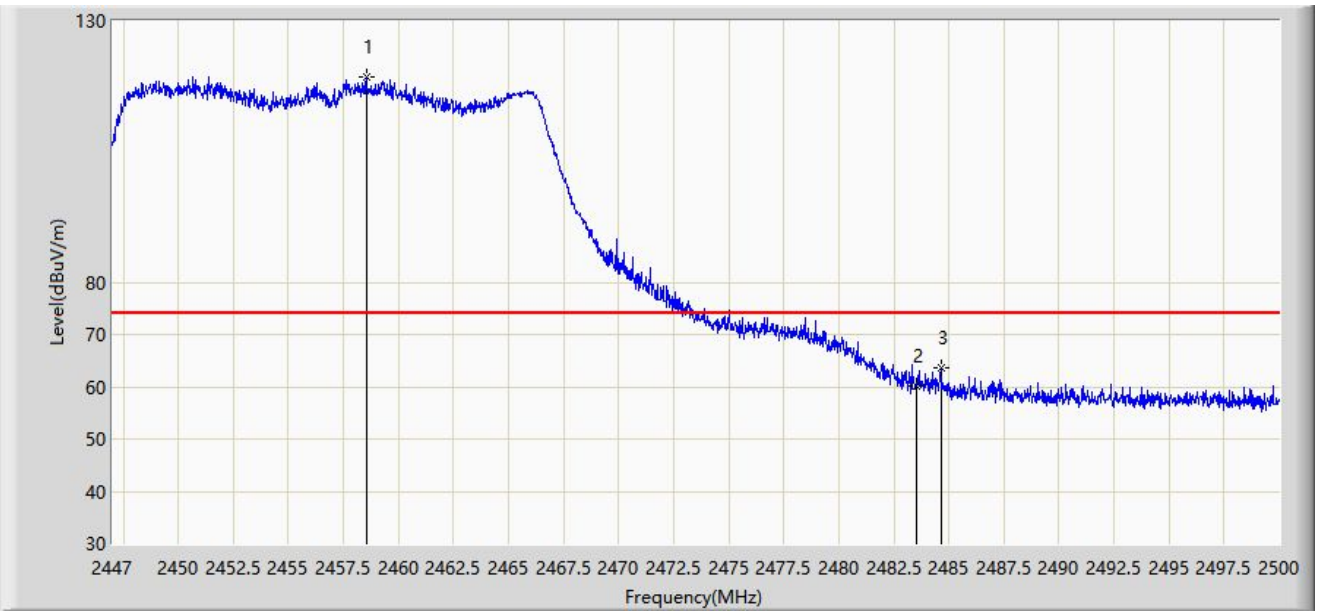

No	Mark	Frequency (MHz)	Measure Level (dBμV/m)	Reading Level (dBμV)	Margin (dB)	Limit (dBμV/m)	Factor (dB/m)	Type
1		2458.554	119.180	88.304	N/A	N/A	30.876	PK
2		2483.500	60.006	29.115	-13.994	74.000	30.892	PK
3	*	2484.630	63.507	32.617	-10.493	74.000	30.890	PK

Note 1: " * ", means this data is the worst emission level.

Note 2: Measure Level (dBμV/m) = Reading Level (dBμV) + Factor (dB/m).

Note 3: Factor (dB/m) = Cable Loss (dB) + Antenna Factor (dB/m).

Site: WZ-AC1	Test Date: 2022-12-24
Limit: FCC_2.4G_RE(3m)	Engineer: Carl Jiang
Probe: BBHA9120D_1167_1-18GHz	Polarity: Vertical
EUT: WiFi 6 (802.11ax) 4×4 MU-MIMO Dual Band Module	Power: Powered by Test Jig
Test Mode: Transmit by 802.11ax-HE20 at 2457MHz	

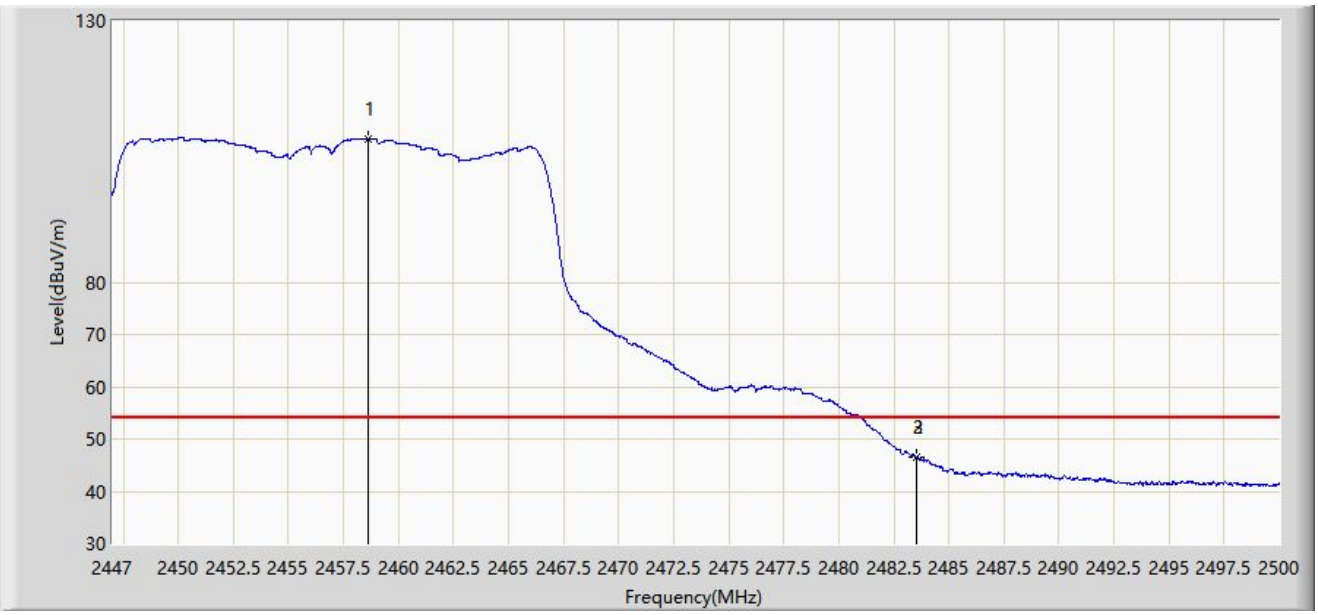

No	Mark	Frequency (MHz)	Measure Level (dBμV/m)	Reading Level (dBμV)	Margin (dB)	Limit (dBμV/m)	Factor (dB/m)	Type
1		2458.634	107.493	76.617	N/A	N/A	30.876	AV
2		2483.500	46.618	15.727	-7.382	54.000	30.892	AV
3	*	2483.543	46.643	15.752	-7.357	54.000	30.892	AV

Note 1: " * ", means this data is the worst emission level.

Note 2: Measure Level (dBμV/m) = Reading Level (dBμV) + Factor (dB/m).

Note 3: Factor (dB/m) = Cable Loss (dB) + Antenna Factor (dB/m).

Site: WZ-AC1	Test Date: 2022-12-24
Limit: FCC_2.4G_RE(3m)	Engineer: Carl Jiang
Probe: BBHA9120D_1167_1-18GHz	Polarity: Horizontal
EUT: WiFi 6 (802.11ax) 4×4 MU-MIMO Dual Band Module	Power: Powered by Test Jig
Test Mode: Transmit by 802.11ax-HE20 at 2462MHz	

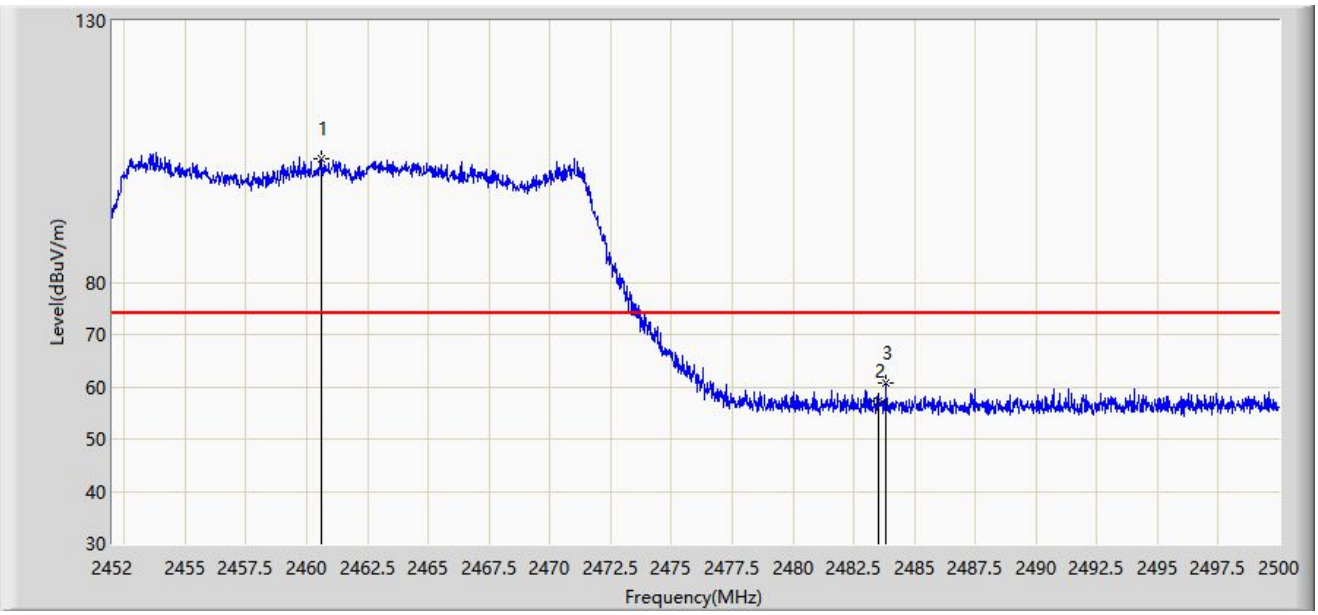

No	Mark	Frequency (MHz)	Measure Level (dBμV/m)	Reading Level (dBμV)	Margin (dB)	Limit (dBμV/m)	Factor (dB/m)	Type
1		2460.592	103.733	72.854	N/A	N/A	30.879	PK
2		2483.500	57.126	26.235	-16.874	74.000	30.892	PK
3	*	2483.848	60.793	29.902	-13.207	74.000	30.891	PK

Note 1: " * ", means this data is the worst emission level.

Note 2: Measure Level (dBμV/m) = Reading Level (dBμV) + Factor (dB/m).

Note 3: Factor (dB/m) = Cable Loss (dB) + Antenna Factor (dB/m).

Site: WZ-AC1	Test Date: 2022-12-24
Limit: FCC_2.4G_RE(3m)	Engineer: Carl Jiang
Probe: BBHA9120D_1167_1-18GHz	Polarity: Horizontal
EUT: WiFi 6 (802.11ax) 4×4 MU-MIMO Dual Band Module	Power: Powered by Test Jig
Test Mode: Transmit by 802.11ax-HE20 at 2462MHz	

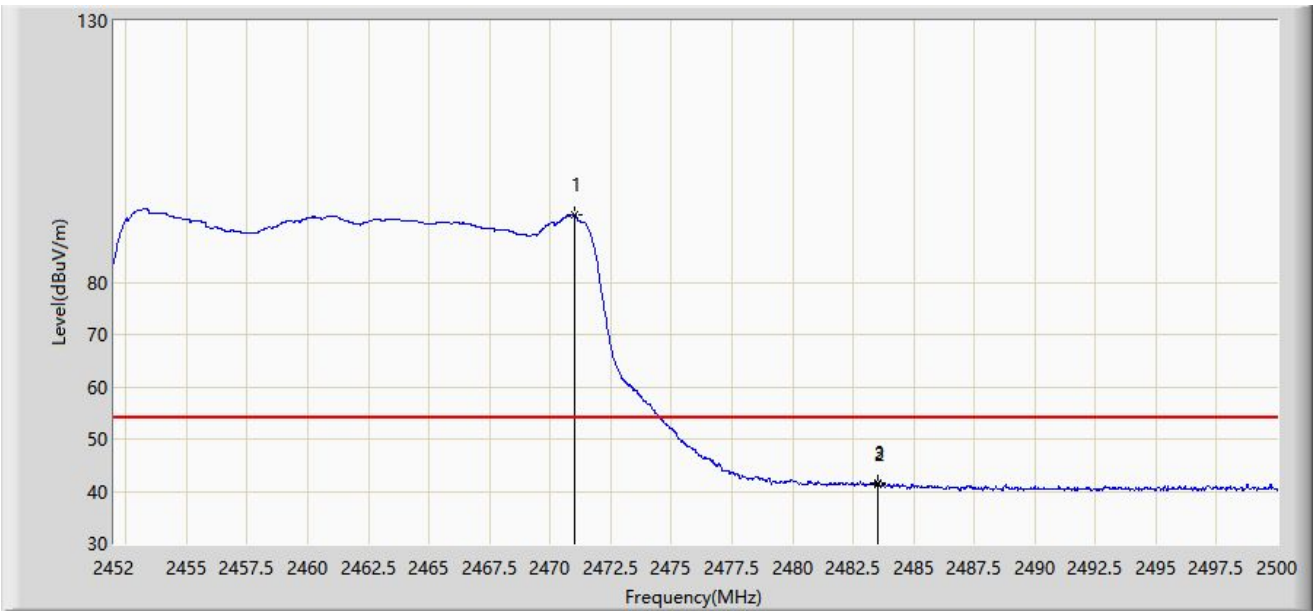

No	Mark	Frequency (MHz)	Measure Level (dBμV/m)	Reading Level (dBμV)	Margin (dB)	Limit (dBμV/m)	Factor (dB/m)	Type
1		2471.008	92.956	62.053	N/A	N/A	30.903	AV
2		2483.500	41.435	10.544	-12.565	54.000	30.892	AV
3	*	2483.536	41.478	10.587	-12.522	54.000	30.892	AV

Note 1: " * ", means this data is the worst emission level.

Note 2: Measure Level (dBμV/m) = Reading Level (dBμV) + Factor (dB/m).

Note 3: Factor (dB/m) = Cable Loss (dB) + Antenna Factor (dB/m).

Site: WZ-AC1	Test Date: 2022-12-24
Limit: FCC_2.4G_RE(3m)	Engineer: Carl Jiang
Probe: BBHA9120D_1167_1-18GHz	Polarity: Vertical
EUT: WiFi 6 (802.11ax) 4×4 MU-MIMO Dual Band Module	Power: Powered by Test Jig
Test Mode: Transmit by 802.11ax-HE20 at 2462MHz	

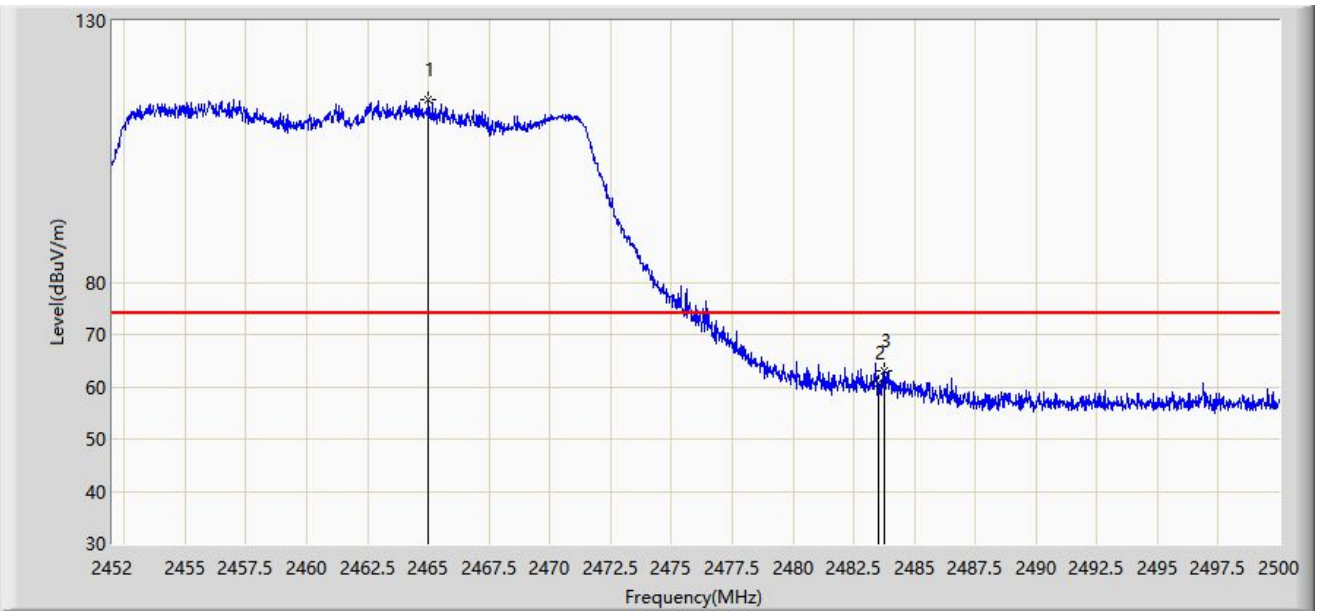

No	Mark	Frequency (MHz)	Measure Level (dBμV/m)	Reading Level (dBμV)	Margin (dB)	Limit (dBμV/m)	Factor (dB/m)	Type
1		2465.008	115.003	84.114	N/A	N/A	30.889	PK
2		2483.500	60.619	29.728	-13.381	74.000	30.892	PK
3	*	2483.752	63.097	32.206	-10.903	74.000	30.891	PK

Note 1: " * ", means this data is the worst emission level.

Note 2: Measure Level (dBμV/m) = Reading Level (dBμV) + Factor (dB/m).

Note 3: Factor (dB/m) = Cable Loss (dB) + Antenna Factor (dB/m).

Site: WZ-AC1	Test Date: 2022-12-24
Limit: FCC_2.4G_RE(3m)	Engineer: Carl Jiang
Probe: BBHA9120D_1167_1-18GHz	Polarity: Vertical
EUT: WiFi 6 (802.11ax) 4×4 MU-MIMO Dual Band Module	Power: Powered by Test Jig
Test Mode: Transmit by 802.11ax-HE20 at 2462MHz	

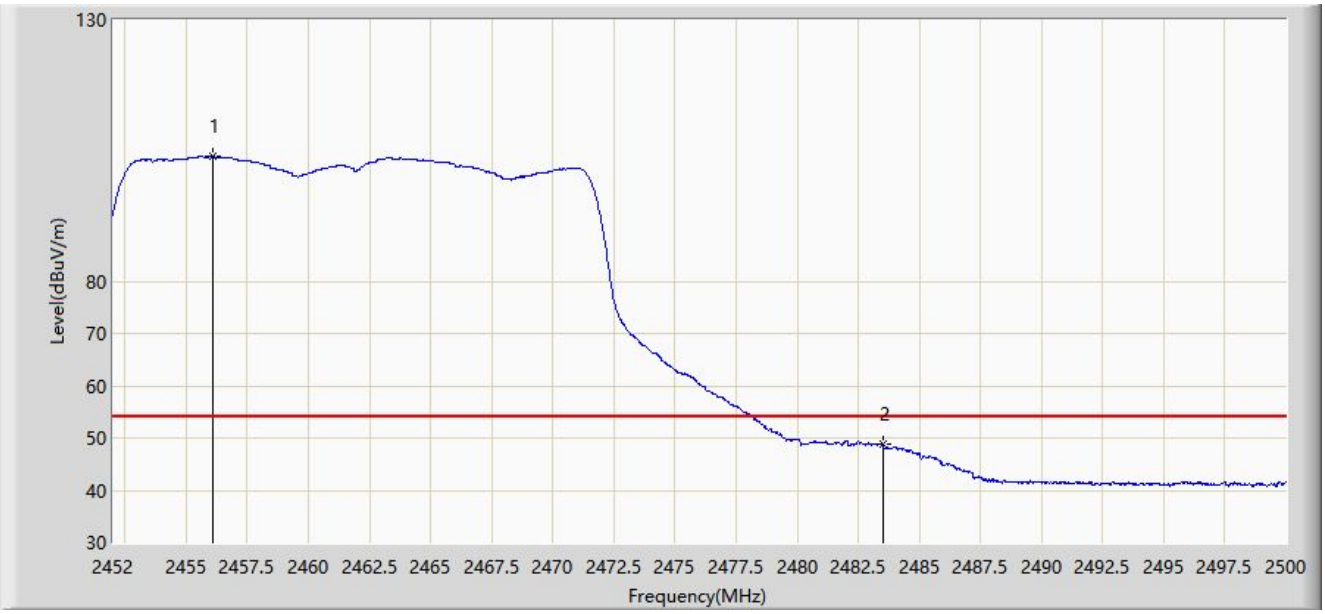

No	Mark	Frequency (MHz)	Measure Level (dBμV/m)	Reading Level (dBμV)	Margin (dB)	Limit (dBμV/m)	Factor (dB/m)	Type
1		2456.080	103.822	72.950	N/A	N/A	30.872	AV
2	*	2483.500	48.703	17.812	-5.297	54.000	30.892	AV

Note 1: " * ", means this data is the worst emission level.

Note 2: Measure Level (dBμV/m) = Reading Level (dBμV) + Factor (dB/m).

Note 3: Factor (dB/m) = Cable Loss (dB) + Antenna Factor (dB/m).

Site: WZ-AC1	Test Date: 2022-12-24
Limit: FCC_2.4G_RE(3m)	Engineer: Carl Jiang
Probe: BBHA9120D_1167_1-18GHz	Polarity: Horizontal
EUT: WiFi 6 (802.11ax) 4×4 MU-MIMO Dual Band Module	Power: Powered by Test Jig
Test Mode: Transmit by 802.11ax-HE40 at 2422MHz	

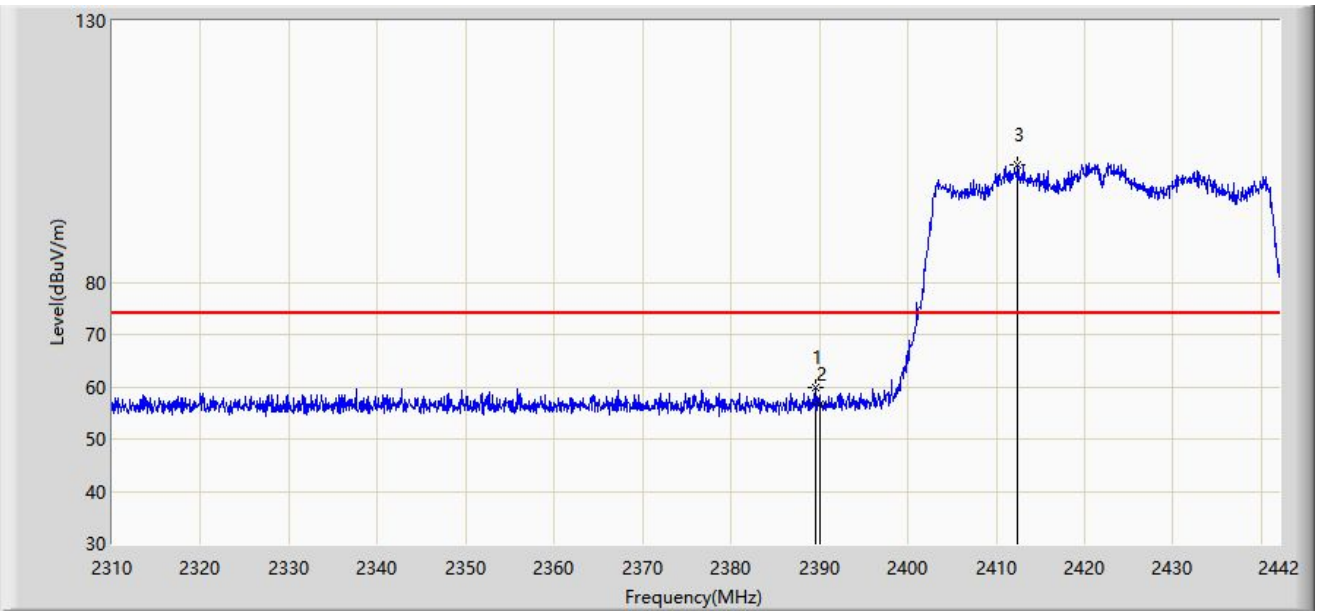

No	Mark	Frequency (MHz)	Measure Level (dBμV/m)	Reading Level (dBμV)	Margin (dB)	Limit (dBμV/m)	Factor (dB/m)	Type
1	*	2389.530	59.919	28.927	-14.081	74.000	30.992	PK
2		2390.000	56.550	25.558	-17.450	74.000	30.992	PK
3		2412.432	102.593	71.640	N/A	N/A	30.953	PK

Note 1: " * ", means this data is the worst emission level.

Note 2: Measure Level (dBμV/m) = Reading Level (dBμV) + Factor (dB/m).

Note 3: Factor (dB/m) = Cable Loss (dB) + Antenna Factor (dB/m).

Site: WZ-AC1	Test Date: 2022-12-24
Limit: FCC_2.4G_RE(3m)	Engineer: Carl Jiang
Probe: BBHA9120D_1167_1-18GHz	Polarity: Horizontal
EUT: WiFi 6 (802.11ax) 4×4 MU-MIMO Dual Band Module	Power: Powered by Test Jig
Test Mode: Transmit by 802.11ax-HE40 at 2422MHz	

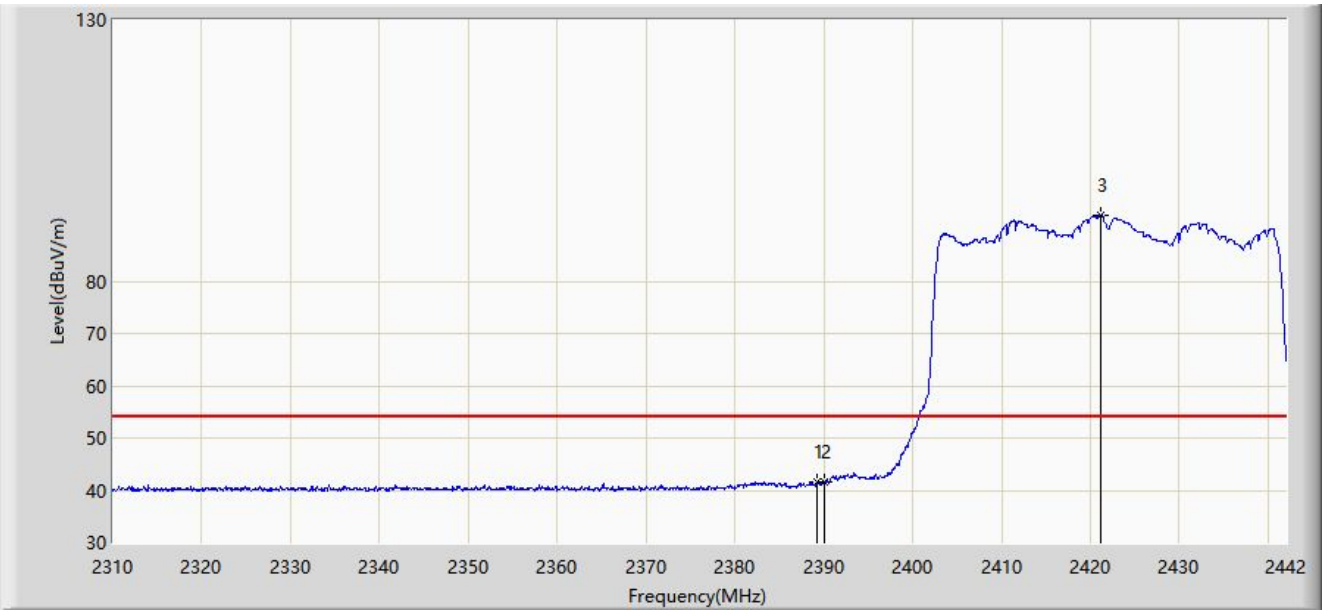

No	Mark	Frequency (MHz)	Measure Level (dBμV/m)	Reading Level (dBμV)	Margin (dB)	Limit (dBμV/m)	Factor (dB/m)	Type
1	*	2389.266	41.720	10.727	-12.280	54.000	30.992	AV
2		2390.000	41.471	10.479	-12.529	54.000	30.992	AV
3		2421.210	92.725	61.797	N/A	N/A	30.928	AV

Note 1: " * ", means this data is the worst emission level.

Note 2: Measure Level (dBμV/m) = Reading Level (dBμV) + Factor (dB/m).

Note 3: Factor (dB/m) = Cable Loss (dB) + Antenna Factor (dB/m).

Site: WZ-AC1	Test Date: 2022-12-24
Limit: FCC_2.4G_RE(3m)	Engineer: Carl Jiang
Probe: BBHA9120D_1167_1-18GHz	Polarity: Vertical
EUT: WiFi 6 (802.11ax) 4×4 MU-MIMO Dual Band Module	Power: Powered by Test Jig
Test Mode: Transmit by 802.11ax-HE40 at 2422MHz	

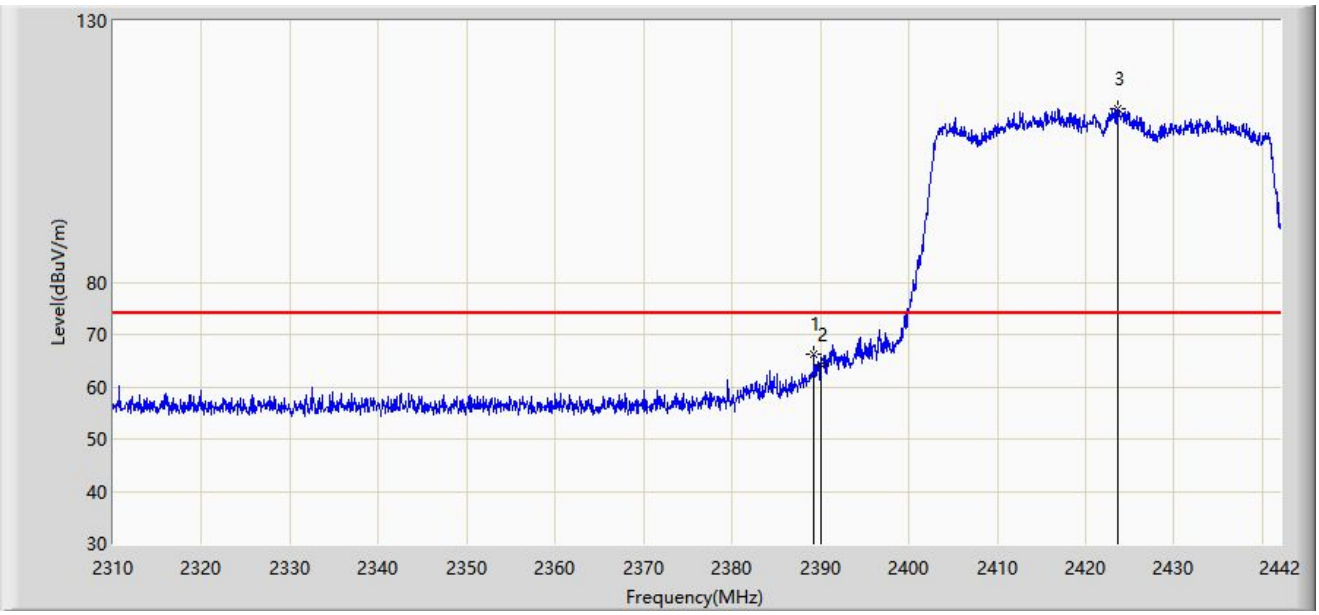

No	Mark	Frequency (MHz)	Measure Level (dBμV/m)	Reading Level (dBμV)	Margin (dB)	Limit (dBμV/m)	Factor (dB/m)	Type
1	*	2389.266	66.234	35.241	-7.766	74.000	30.992	PK
2		2390.000	64.192	33.200	-9.808	74.000	30.992	PK
3		2423.652	113.167	82.250	N/A	N/A	30.917	PK

Note 1: " * ", means this data is the worst emission level.

Note 2: Measure Level (dBμV/m) = Reading Level (dBμV) + Factor (dB/m).

Note 3: Factor (dB/m) = Cable Loss (dB) + Antenna Factor (dB/m).

Site: WZ-AC1	Test Date: 2022-12-24
Limit: FCC_2.4G_RE(3m)	Engineer: Carl Jiang
Probe: BBHA9120D_1167_1-18GHz	Polarity: Vertical
EUT: WiFi 6 (802.11ax) 4×4 MU-MIMO Dual Band Module	Power: Powered by Test Jig
Test Mode: Transmit by 802.11ax-HE40 at 2422MHz	

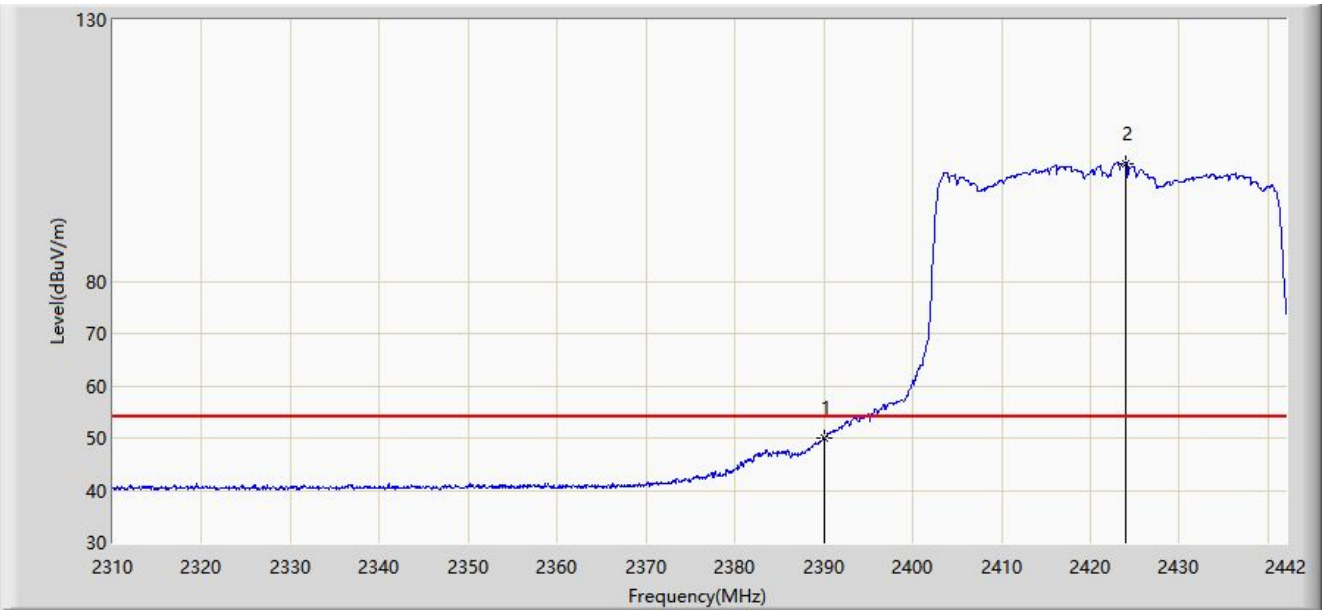

No	Mark	Frequency (MHz)	Measure Level (dBμV/m)	Reading Level (dBμV)	Margin (dB)	Limit (dBμV/m)	Factor (dB/m)	Type
1	*	2390.000	50.056	19.064	-3.944	54.000	30.992	AV
2		2424.048	102.541	71.625	N/A	N/A	30.915	AV

Note 1: " * ", means this data is the worst emission level.

Note 2: Measure Level (dBμV/m) = Reading Level (dBμV) + Factor (dB/m).

Note 3: Factor (dB/m) = Cable Loss (dB) + Antenna Factor (dB/m).

Site: WZ-AC1	Test Date: 2022-12-24
Limit: FCC_2.4G_RE(3m)	Engineer: Carl Jiang
Probe: BBHA9120D_1167_1-18GHz	Polarity: Horizontal
EUT: WiFi 6 (802.11ax) 4×4 MU-MIMO Dual Band Module	Power: Powered by Test Jig
Test Mode: Transmit by 802.11ax-HE40 at 2437MHz	

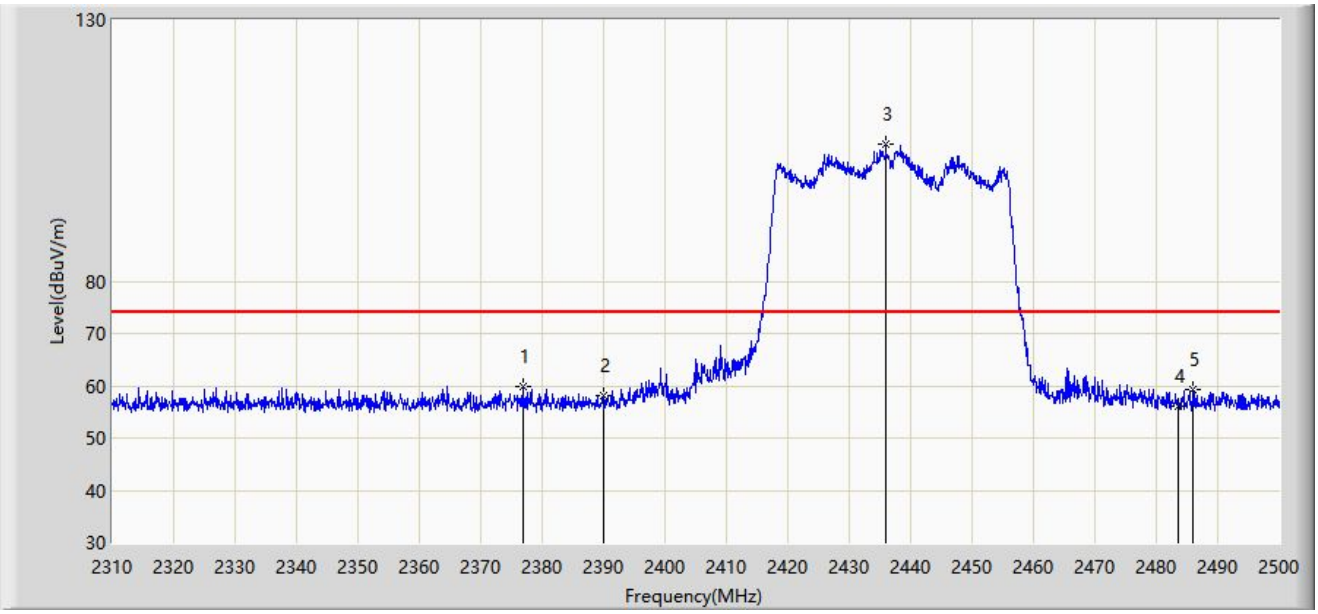

No	Mark	Frequency (MHz)	Measure Level (dBμV/m)	Reading Level (dBμV)	Margin (dB)	Limit (dBμV/m)	Factor (dB/m)	Type
1	*	2376.975	59.814	28.788	-14.186	74.000	31.025	PK
2		2390.000	58.144	27.152	-15.856	74.000	30.992	PK
3		2435.970	106.122	75.251	N/A	N/A	30.872	PK
4		2483.500	56.123	25.232	-17.877	74.000	30.892	PK
5		2486.035	59.305	28.418	-14.695	74.000	30.887	PK

Note 1: " * ", means this data is the worst emission level.

Note 2: Measure Level (dBμV/m) = Reading Level (dBμV) + Factor (dB/m).

Note 3: Factor (dB/m) = Cable Loss (dB) + Antenna Factor (dB/m).

Site: WZ-AC1	Test Date: 2022-12-24
Limit: FCC_2.4G_RE(3m)	Engineer: Carl Jiang
Probe: BBHA9120D_1167_1-18GHz	Polarity: Horizontal
EUT: WiFi 6 (802.11ax) 4×4 MU-MIMO Dual Band Module	Power: Powered by Test Jig
Test Mode: Transmit by 802.11ax-HE40 at 2437MHz	

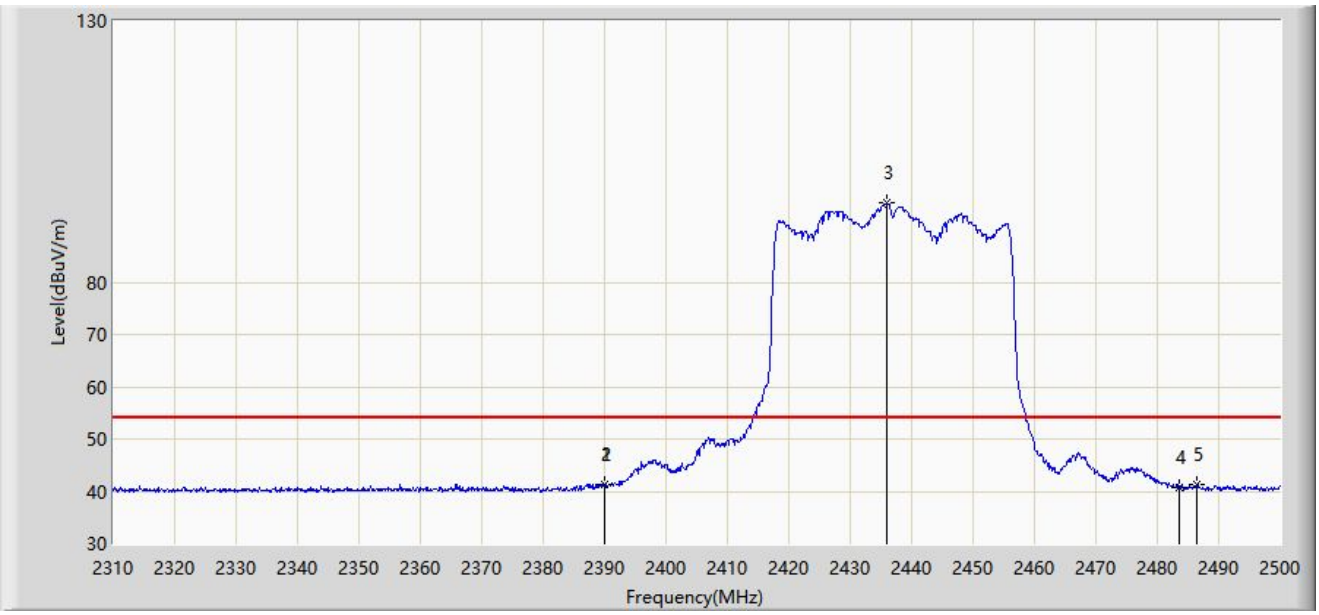

No	Mark	Frequency (MHz)	Measure Level (dBμV/m)	Reading Level (dBμV)	Margin (dB)	Limit (dBμV/m)	Factor (dB/m)	Type
1	*	2389.895	41.413	10.421	-12.587	54.000	30.992	AV
2		2390.000	41.195	10.203	-12.805	54.000	30.992	AV
3		2436.065	95.085	64.214	N/A	N/A	30.871	AV
4		2483.500	40.666	9.775	-13.334	54.000	30.892	AV
5		2486.510	41.302	10.415	-12.698	54.000	30.887	AV

Note 1: " * ", means this data is the worst emission level.

Note 2: Measure Level (dBμV/m) = Reading Level (dBμV) + Factor (dB/m).

Note 3: Factor (dB/m) = Cable Loss (dB) + Antenna Factor (dB/m).

Site: WZ-AC1	Test Date: 2022-12-24
Limit: FCC_2.4G_RE(3m)	Engineer: Carl Jiang
Probe: BBHA9120D_1167_1-18GHz	Polarity: Vertical
EUT: WiFi 6 (802.11ax) 4×4 MU-MIMO Dual Band Module	Power: Powered by Test Jig
Test Mode: Transmit by 802.11ax-HE40 at 2437MHz	

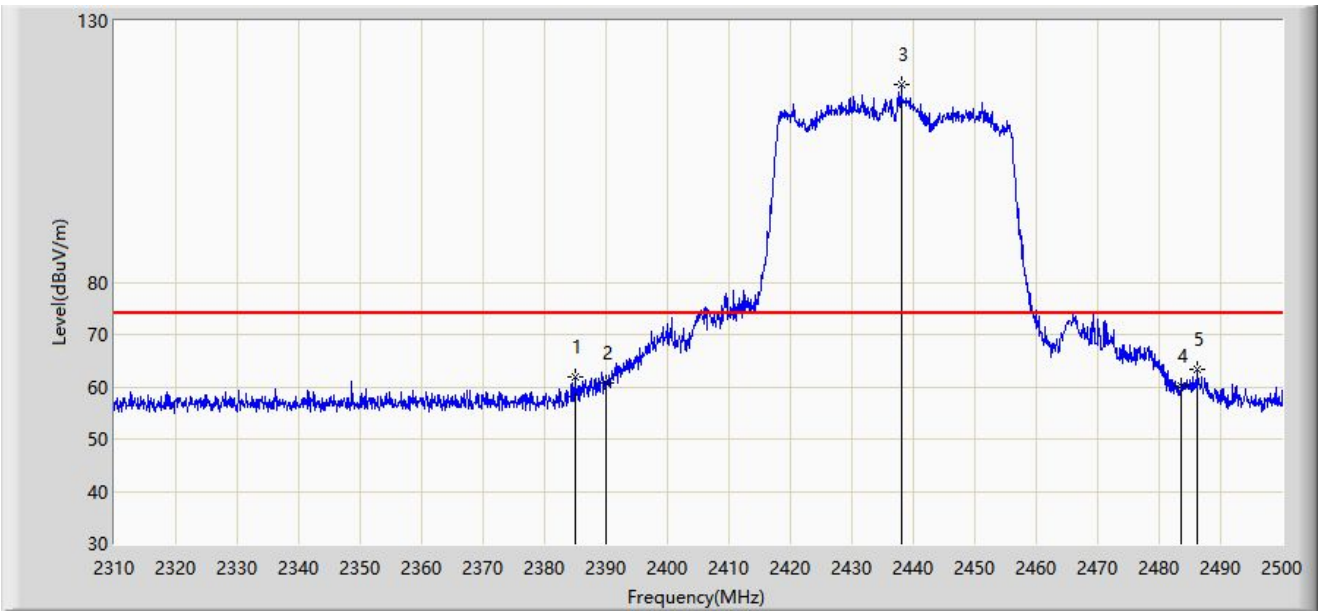

No	Mark	Frequency (MHz)	Measure Level (dBμV/m)	Reading Level (dBμV)	Margin (dB)	Limit (dBμV/m)	Factor (dB/m)	Type
1		2384.955	61.754	30.760	-12.246	74.000	30.994	PK
2		2390.000	60.743	29.751	-13.257	74.000	30.992	PK
3		2438.060	117.827	86.963	N/A	N/A	30.864	PK
4		2483.500	60.198	29.307	-13.802	74.000	30.892	PK
5	*	2486.225	63.229	32.342	-10.771	74.000	30.887	PK

Note 1: " * ", means this data is the worst emission level.

Note 2: Measure Level (dBμV/m) = Reading Level (dBμV) + Factor (dB/m).

Note 3: Factor (dB/m) = Cable Loss (dB) + Antenna Factor (dB/m).

Site: WZ-AC1	Test Date: 2022-12-24
Limit: FCC_2.4G_RE(3m)	Engineer: Carl Jiang
Probe: BBHA9120D_1167_1-18GHz	Polarity: Vertical
EUT: WiFi 6 (802.11ax) 4×4 MU-MIMO Dual Band Module	Power: Powered by Test Jig
Test Mode: Transmit by 802.11ax-HE40 at 2437MHz	

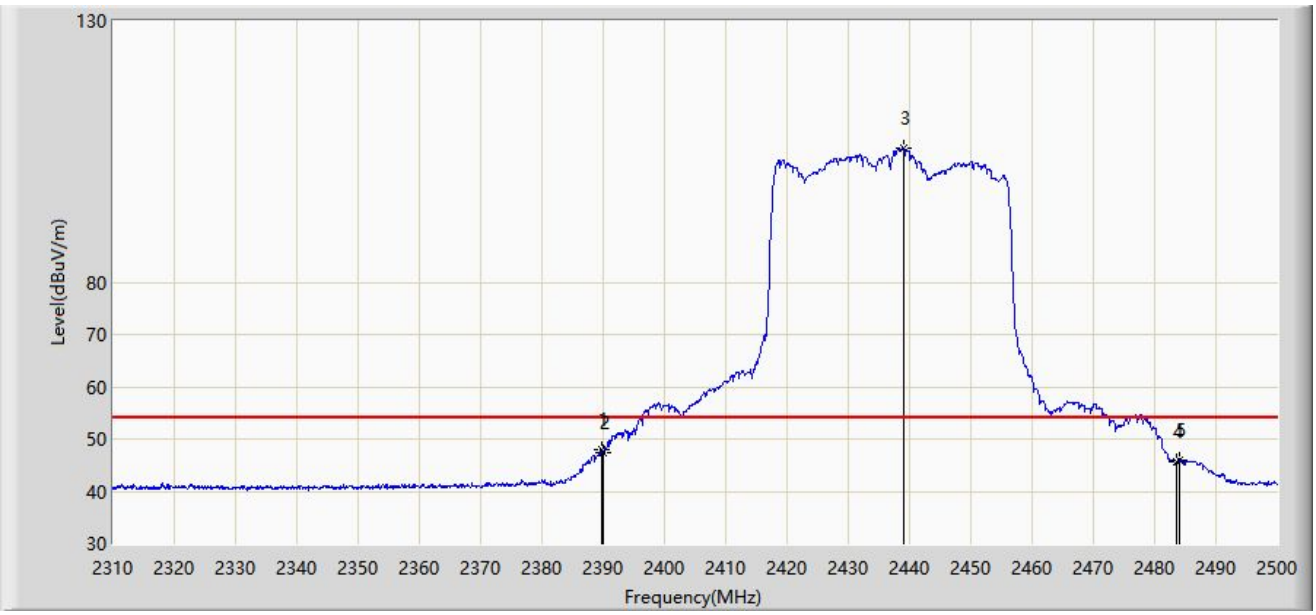

No	Mark	Frequency (MHz)	Measure Level (dBμV/m)	Reading Level (dBμV)	Margin (dB)	Limit (dBμV/m)	Factor (dB/m)	Type
1	*	2389.800	47.884	16.892	-6.116	54.000	30.993	AV
2		2390.000	47.482	16.490	-6.518	54.000	30.992	AV
3		2439.010	105.558	74.694	N/A	N/A	30.864	AV
4		2483.500	45.699	14.808	-8.301	54.000	30.892	AV
5		2484.135	46.044	15.154	-7.956	54.000	30.891	AV

Note 1: " * ", means this data is the worst emission level.

Note 2: Measure Level (dBμV/m) = Reading Level (dBμV) + Factor (dB/m).

Note 3: Factor (dB/m) = Cable Loss (dB) + Antenna Factor (dB/m).

Site: WZ-AC1	Test Date: 2022-12-24
Limit: FCC_2.4G_RE(3m)	Engineer: Carl Jiang
Probe: BBHA9120D_1167_1-18GHz	Polarity: Horizontal
EUT: WiFi 6 (802.11ax) 4×4 MU-MIMO Dual Band Module	Power: Powered by Test Jig
Test Mode: Transmit by 802.11ax-HE40 at 2452MHz	

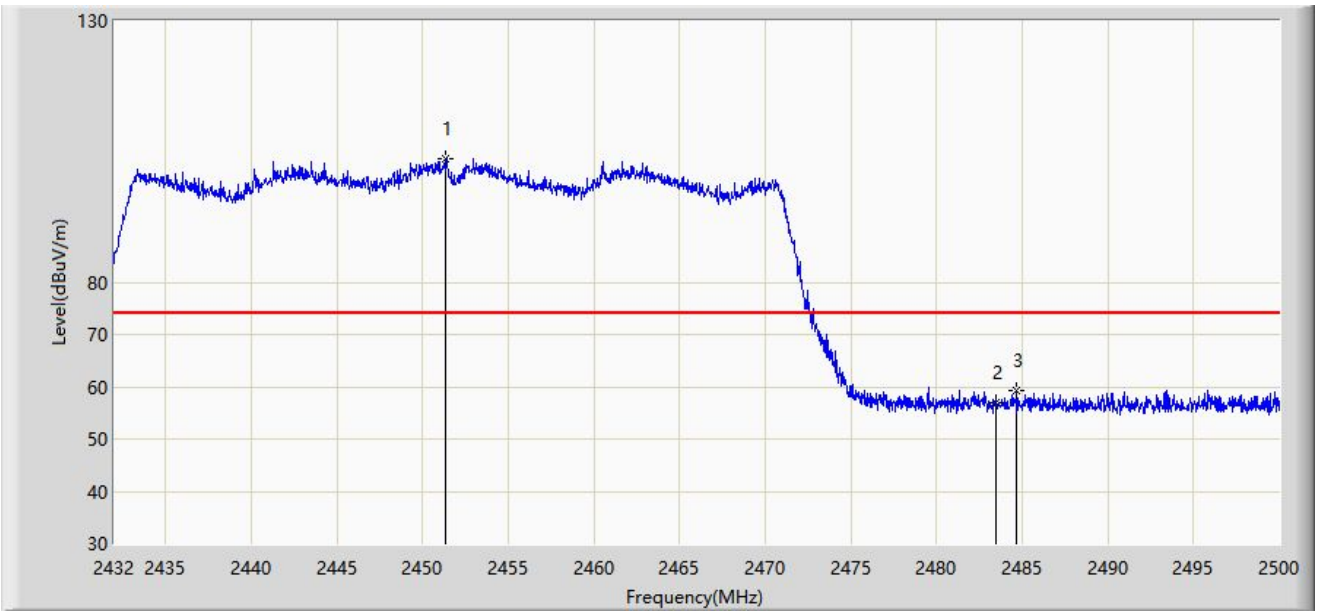

No	Mark	Frequency (MHz)	Measure Level (dBμV/m)	Reading Level (dBμV)	Margin (dB)	Limit (dBμV/m)	Factor (dB/m)	Type
1		2451.346	103.535	72.666	N/A	N/A	30.869	PK
2		2483.500	57.048	26.157	-16.952	74.000	30.892	PK
3	*	2484.700	59.403	28.514	-14.597	74.000	30.890	PK

Note 1: " * ", means this data is the worst emission level.

Note 2: Measure Level (dBμV/m) = Reading Level (dBμV) + Factor (dB/m).

Note 3: Factor (dB/m) = Cable Loss (dB) + Antenna Factor (dB/m).

Site: WZ-AC1	Test Date: 2022-12-24
Limit: FCC_2.4G_RE(3m)	Engineer: Carl Jiang
Probe: BBHA9120D_1167_1-18GHz	Polarity: Horizontal
EUT: WiFi 6 (802.11ax) 4×4 MU-MIMO Dual Band Module	Power: Powered by Test Jig
Test Mode: Transmit by 802.11ax-HE40 at 2452MHz	

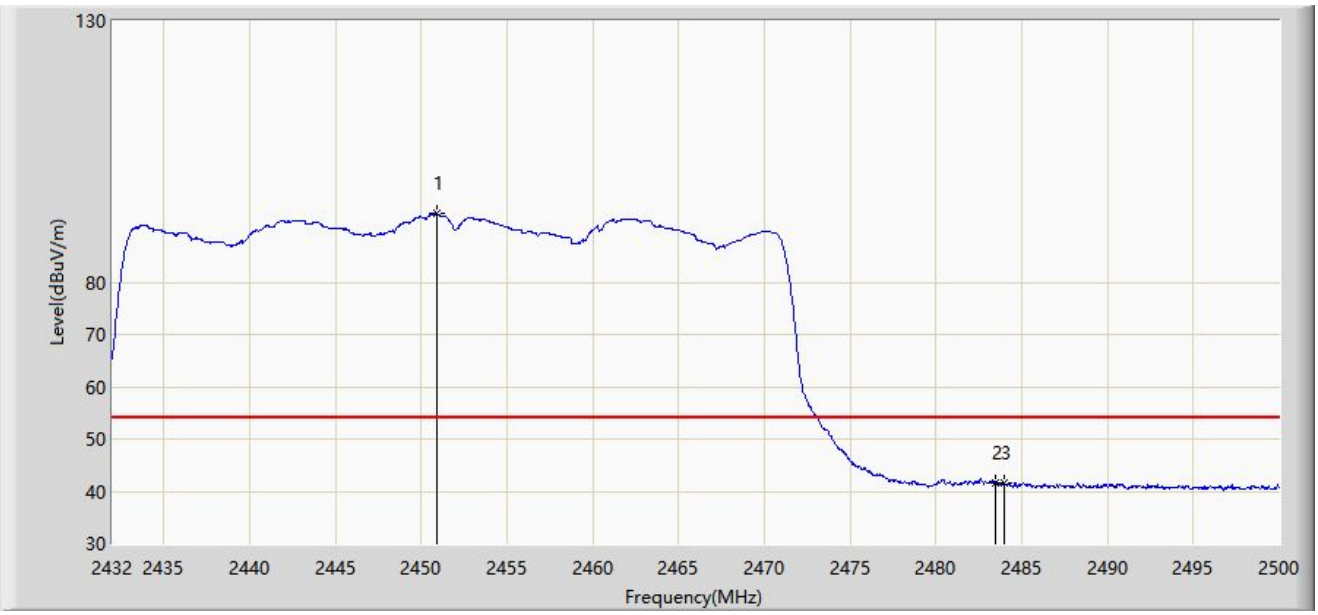

No	Mark	Frequency (MHz)	Measure Level (dBμV/m)	Reading Level (dBμV)	Margin (dB)	Limit (dBμV/m)	Factor (dB/m)	Type
1		2450.904	93.079	62.210	N/A	N/A	30.868	AV
2		2483.500	41.553	10.662	-12.447	54.000	30.892	AV
3	*	2483.952	41.737	10.846	-12.263	54.000	30.891	AV

Note 1: " * ", means this data is the worst emission level.

Note 2: Measure Level (dBμV/m) = Reading Level (dBμV) + Factor (dB/m).

Note 3: Factor (dB/m) = Cable Loss (dB) + Antenna Factor (dB/m).

Site: WZ-AC1	Test Date: 2022-12-24
Limit: FCC_2.4G_RE(3m)	Engineer: Carl Jiang
Probe: BBHA9120D_1167_1-18GHz	Polarity: Vertical
EUT: WiFi 6 (802.11ax) 4×4 MU-MIMO Dual Band Module	Power: Powered by Test Jig
Test Mode: Transmit by 802.11ax-HE40 at 2452MHz	

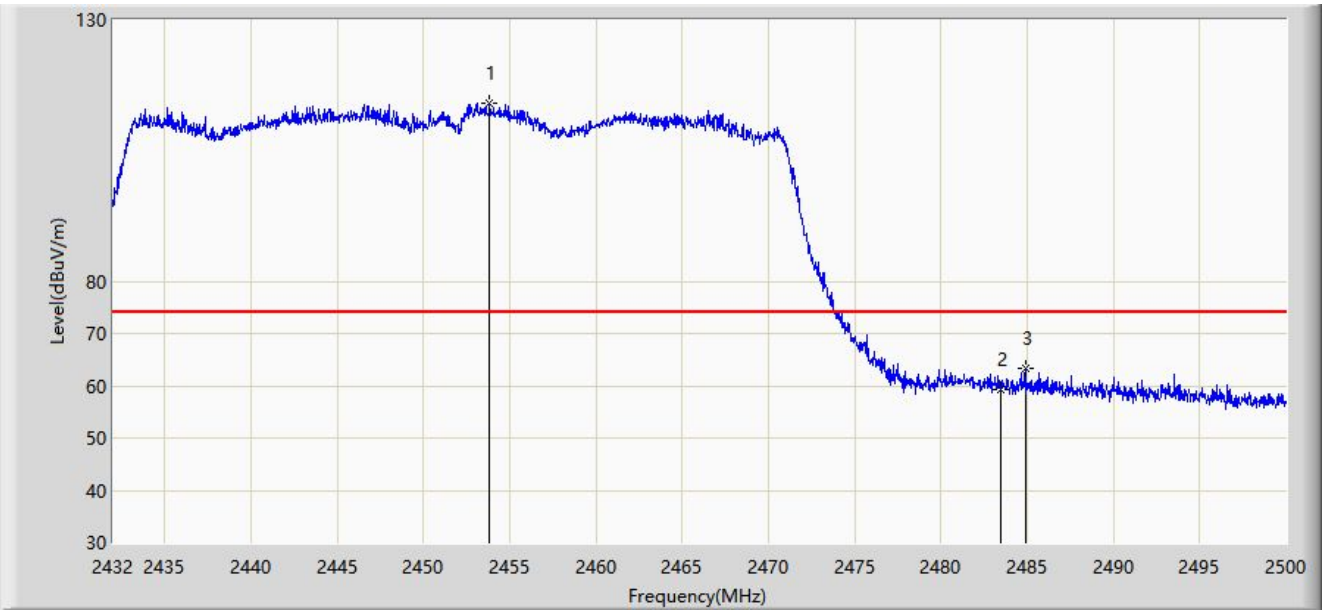

No	Mark	Frequency (MHz)	Measure Level (dBμV/m)	Reading Level (dBμV)	Margin (dB)	Limit (dBμV/m)	Factor (dB/m)	Type
1		2453.828	114.114	83.244	N/A	N/A	30.871	PK
2		2483.500	59.403	28.512	-14.597	74.000	30.892	PK
3	*	2484.904	63.370	32.481	-10.630	74.000	30.889	PK

Note 1: " * ", means this data is the worst emission level.

Note 2: Measure Level (dBμV/m) = Reading Level (dBμV) + Factor (dB/m).

Note 3: Factor (dB/m) = Cable Loss (dB) + Antenna Factor (dB/m).

Site: WZ-AC1	Test Date: 2022-12-24
Limit: FCC_2.4G_RE(3m)	Engineer: Carl Jiang
Probe: BBHA9120D_1167_1-18GHz	Polarity: Vertical
EUT: WiFi 6 (802.11ax) 4×4 MU-MIMO Dual Band Module	Power: Powered by Test Jig
Test Mode: Transmit by 802.11ax-HE40 at 2452MHz	

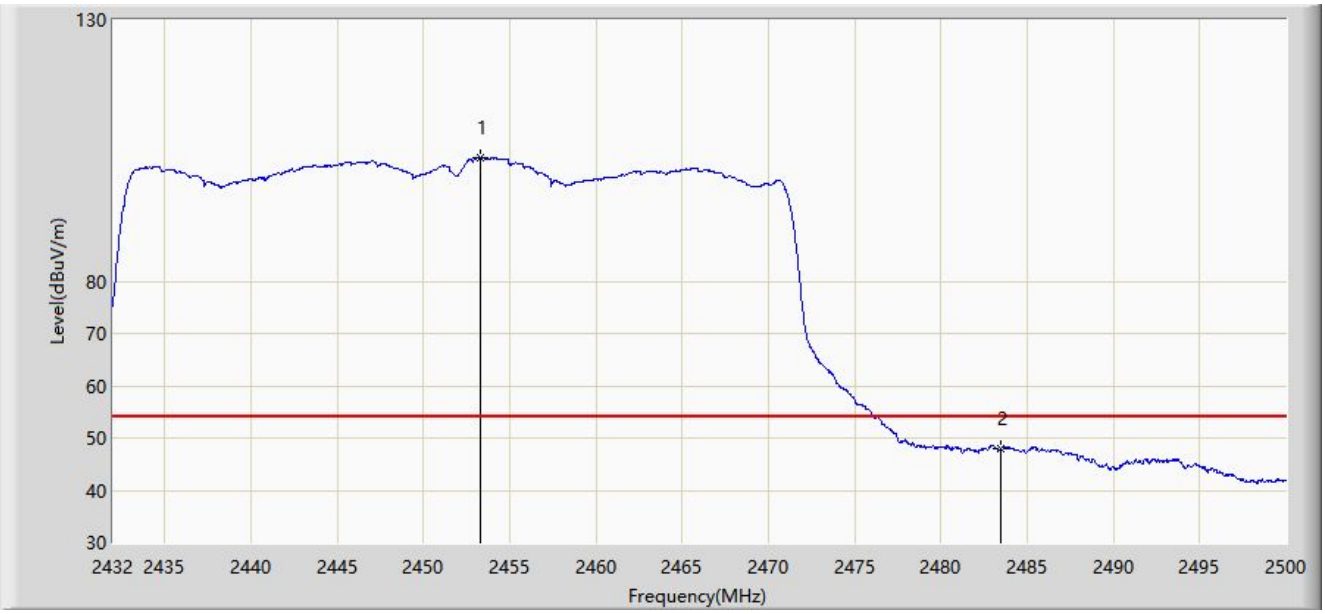

No	Mark	Frequency (MHz)	Measure Level (dBμV/m)	Reading Level (dBμV)	Margin (dB)	Limit (dBμV/m)	Factor (dB/m)	Type
1		2453.318	103.639	72.769	N/A	N/A	30.870	AV
2	*	2483.500	48.052	17.161	-5.948	54.000	30.892	AV

Note 1: " * ", means this data is the worst emission level.

Note 2: Measure Level (dBμV/m) = Reading Level (dBμV) + Factor (dB/m).

Note 3: Factor (dB/m) = Cable Loss (dB) + Antenna Factor (dB/m).

A.8 AC Conducted Emissions Test Result

Site: WZ-SR2	Test Date: 2022-12-23
Limit: FCC_Part15.207_CE_AC Power	Engineer: Linda Wei
Probe: ENV216_101683_Filter Off_E	Polarity: Line
EUT: WiFi 6 (802.11ax) 4×4 MU-MIMO Dual Band Module	Power: Powered by Test Jig
Test Mode: Transmit by 802.11b at channel 2412MHz	

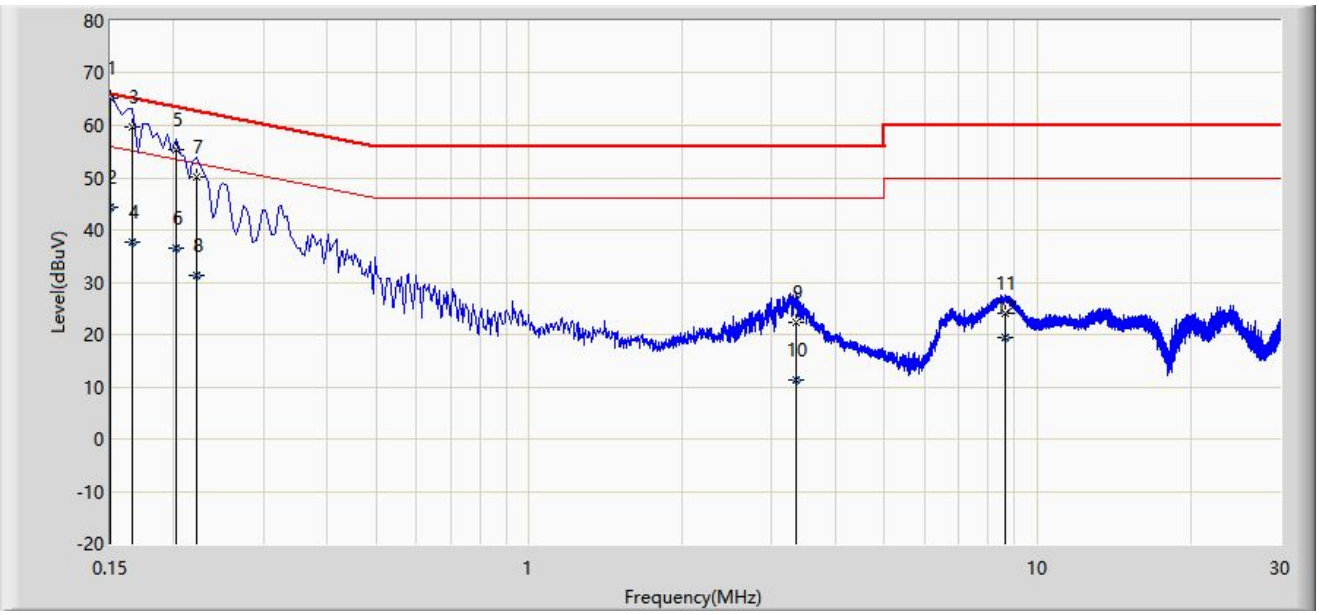

No	Mark	Frequency (MHz)	Measure Level (dBμV)	Reading Level (dBμV)	Margin (dB)	Limit (dBμV)	Factor (dB)	Type
1	*	0.150	65.165	55.287	-0.835	66.000	9.878	QP
2		0.150	44.263	34.386	-11.737	56.000	9.878	AV
3		0.166	59.794	49.914	-5.364	65.158	9.880	QP
4		0.166	37.610	27.730	-17.548	55.158	9.880	AV
5		0.202	55.251	45.369	-8.277	63.528	9.881	QP
6		0.202	36.595	26.714	-16.932	53.528	9.881	AV
7		0.222	50.224	40.340	-12.519	62.744	9.885	QP
8		0.222	31.187	21.302	-21.557	52.744	9.885	AV
9		3.358	22.213	11.955	-33.787	56.000	10.259	QP
10		3.358	11.225	0.967	-34.775	46.000	10.259	AV
11		8.634	24.192	13.347	-35.808	60.000	10.844	QP
12		8.634	19.510	8.666	-30.490	50.000	10.844	AV

Note 1: " * ", means this data is the worst emission level.

Note 2: Measure Level (dBμV) = Reading Level (dBμV) + Factor (dB).

Note 3: Factor (dB) = Cable Loss (dB) + LISN Factor (dB).

Site: WZ-SR2	Test Date: 2022-12-23
Limit: FCC_Part15.207_CE_AC Power	Engineer: Linda Wei
Probe: ENV216_101683_Filter Off_E	Polarity: Neutral
EUT: WiFi 6 (802.11ax) 4×4 MU-MIMO Dual Band Module	Power: Powered by Test Jig
Test Mode: Transmit by 802.11b at channel 2412MHz	

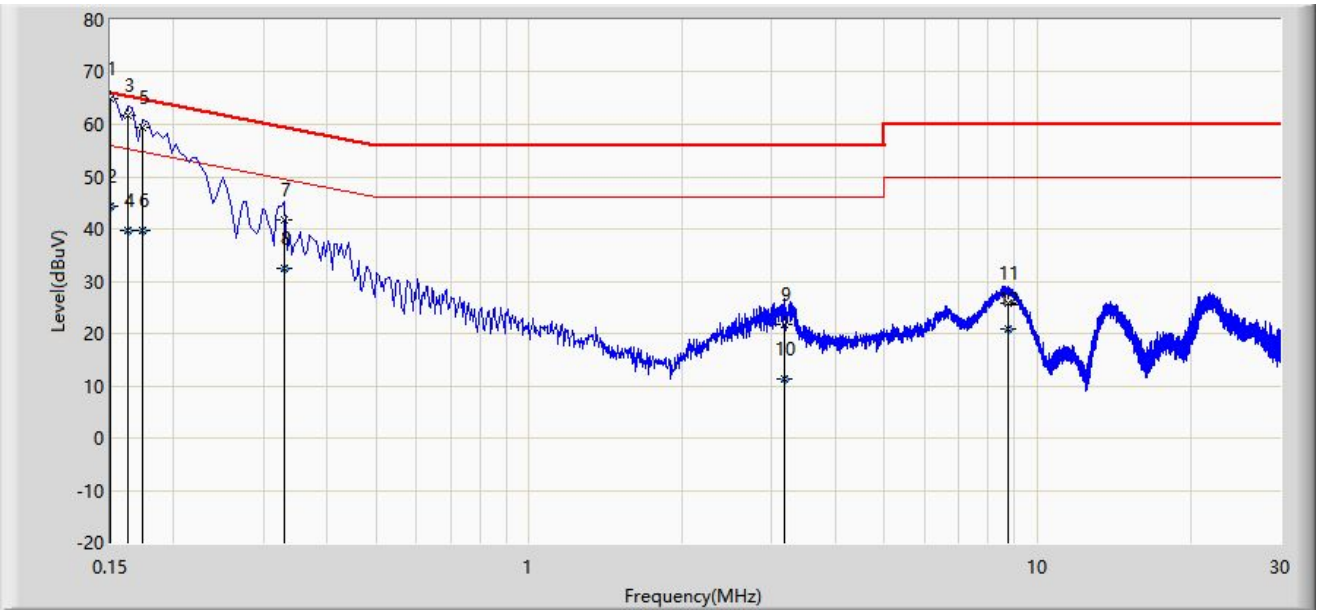

No	Mark	Frequency (MHz)	Measure Level (dBμV)	Reading Level (dBμV)	Margin (dB)	Limit (dBμV)	Factor (dB)	Type
1	*	0.150	65.066	55.166	-0.934	66.000	9.900	QP
2		0.150	44.365	34.464	-11.635	56.000	9.900	AV
3		0.162	61.631	51.729	-3.729	65.361	9.903	QP
4		0.162	39.640	29.737	-15.721	55.361	9.903	AV
5		0.174	59.466	49.561	-5.301	64.767	9.905	QP
6		0.174	39.623	29.718	-15.144	54.767	9.905	AV
7		0.330	41.686	31.754	-17.765	59.451	9.931	QP
8		0.330	32.420	22.488	-17.031	49.451	9.931	AV
9		3.178	21.748	11.496	-34.252	56.000	10.252	QP
10		3.178	11.206	0.955	-34.794	46.000	10.252	AV
11		8.770	25.751	14.867	-34.249	60.000	10.884	QP
12		8.770	20.976	10.091	-29.024	50.000	10.884	AV

Note 1: " * ", means this data is the worst emission level.

Note 2: Measure Level (dBμV) = Reading Level (dBμV) + Factor (dB).

Note 3: Factor (dB) = Cable Loss (dB) + LISN Factor (dB).

Appendix B – Test Setup Photograph

Refer to “2210RSU016-UT” file.

Appendix C – EUT Photograph

Refer to “2210RSU016-UE” file.

The End