Site: WZ-AC1	Test Date: 2022-12-01
Limit: FCC_2.4G_RE(3m)	Engineer: Carl Jiang
Probe: BBHA9120D_1167_1-18GHz	Polarity: Vertical
EUT: WiFi 6 (802.11ax) 4×4 MU-MIMO Dual Band Module	Power: Powered by Test Jig
Test Mode: Transmit by 802.11n-HT20 at 2452MHz	

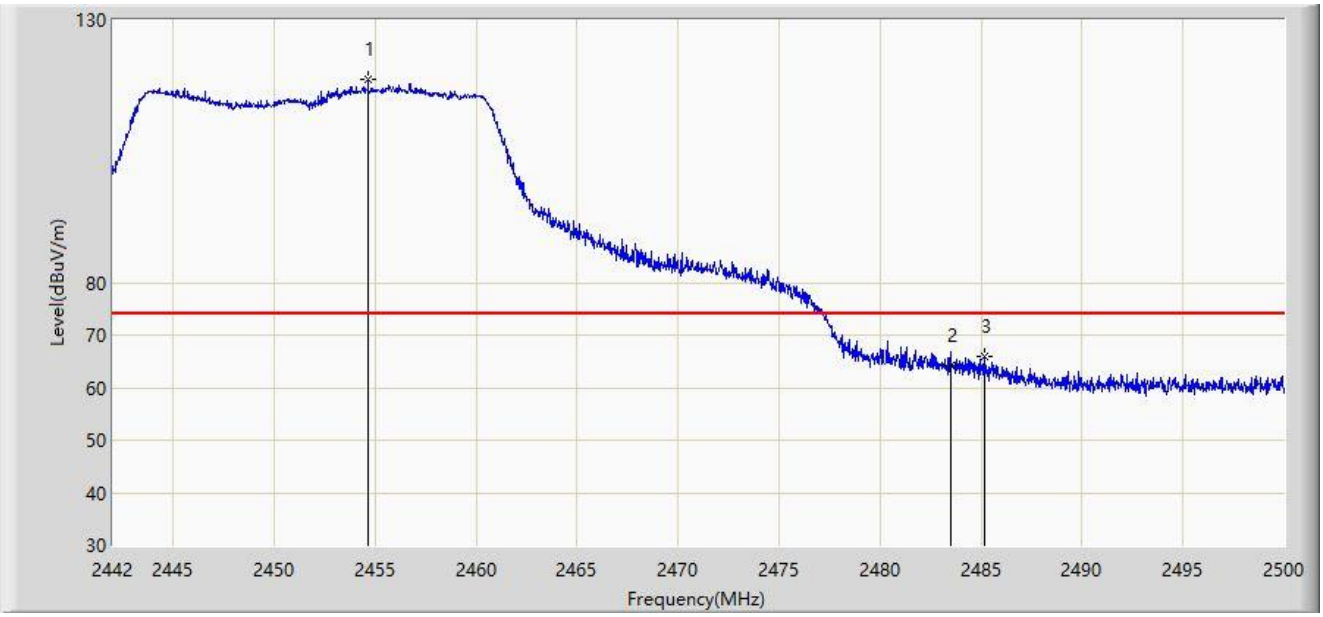

No	Mark	Frequency (MHz)	Measure Level (dBμV/m)	Reading Level (dBμV)	Margin (dB)	Limit (dBμV/m)	Factor (dB/m)	Type
1		2454.644	118.561	87.690	N/A	N/A	30.871	PK
2		2483.500	64.093	33.202	-9.907	74.000	30.892	PK
3	*	2485.181	65.897	35.008	-8.103	74.000	30.889	PK

Note 1: " * ", means this data is the worst emission level.

Note 2: Measure Level (dBμV/m) = Reading Level (dBμV) + Factor (dB/m).

Note 3: Factor (dB/m) = Cable Loss (dB) + Antenna Factor (dB/m).

Site: WZ-AC1	Test Date: 2022-11-30
Limit: FCC_2.4G_RE(3m)	Engineer: Carl Jiang
Probe: BBHA9120D_1167_1-18GHz	Polarity: Vertical
EUT: WiFi 6 (802.11ax) 4×4 MU-MIMO Dual Band Module	Power: Powered by Test Jig
Test Mode: Transmit by 802.11n-HT20 at 2452MHz	

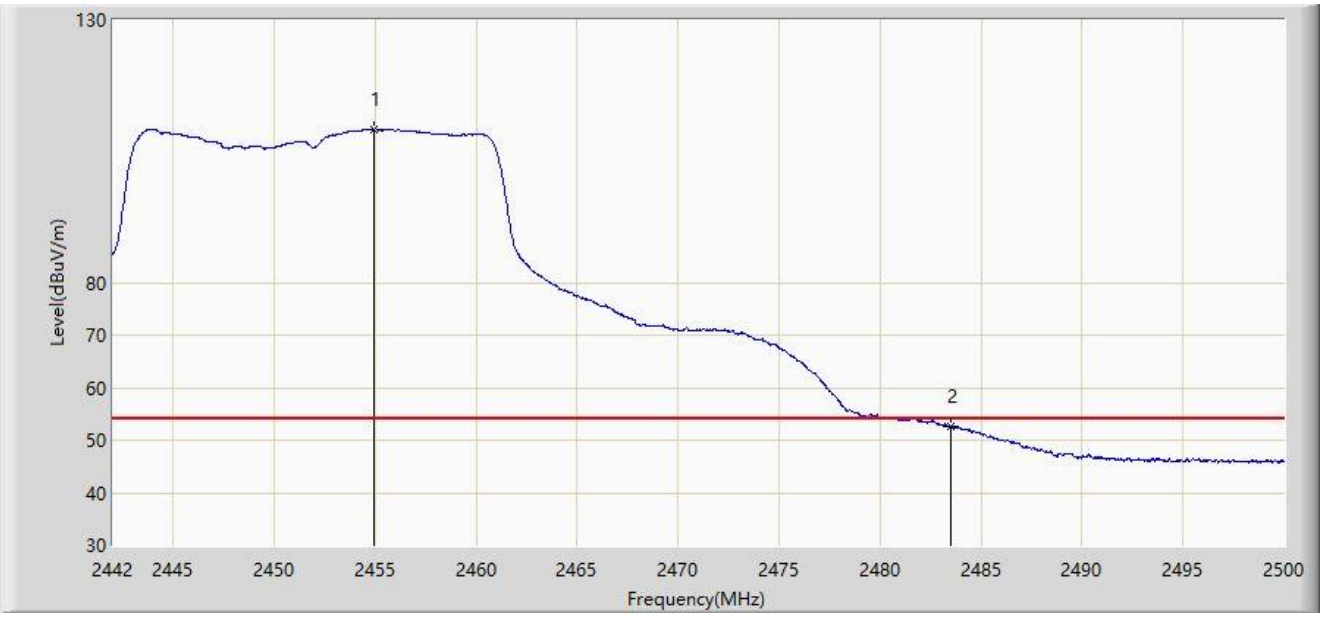

No	Mark	Frequency (MHz)	Measure Level (dBμV/m)	Reading Level (dBμV)	Margin (dB)	Limit (dBμV/m)	Factor (dB/m)	Type
1		2454.963	109.201	78.330	N/A	N/A	30.871	AV
2	*	2483.500	52.558	21.667	-1.442	54.000	30.892	AV

Note 1: " * ", means this data is the worst emission level.

Note 2: Measure Level (dBμV/m) = Reading Level (dBμV) + Factor (dB/m).

Note 3: Factor (dB/m) = Cable Loss (dB) + Antenna Factor (dB/m).

Site: WZ-AC1	Test Date: 2022-11-30
Limit: FCC_2.4G_RE(3m)	Engineer: Carl Jiang
Probe: BBHA9120D_1167_1-18GHz	Polarity: Horizontal
EUT: WiFi 6 (802.11ax) 4×4 MU-MIMO Dual Band Module	Power: Powered by Test Jig
Test Mode: Transmit by 802.11n-HT20 at 2457MHz	

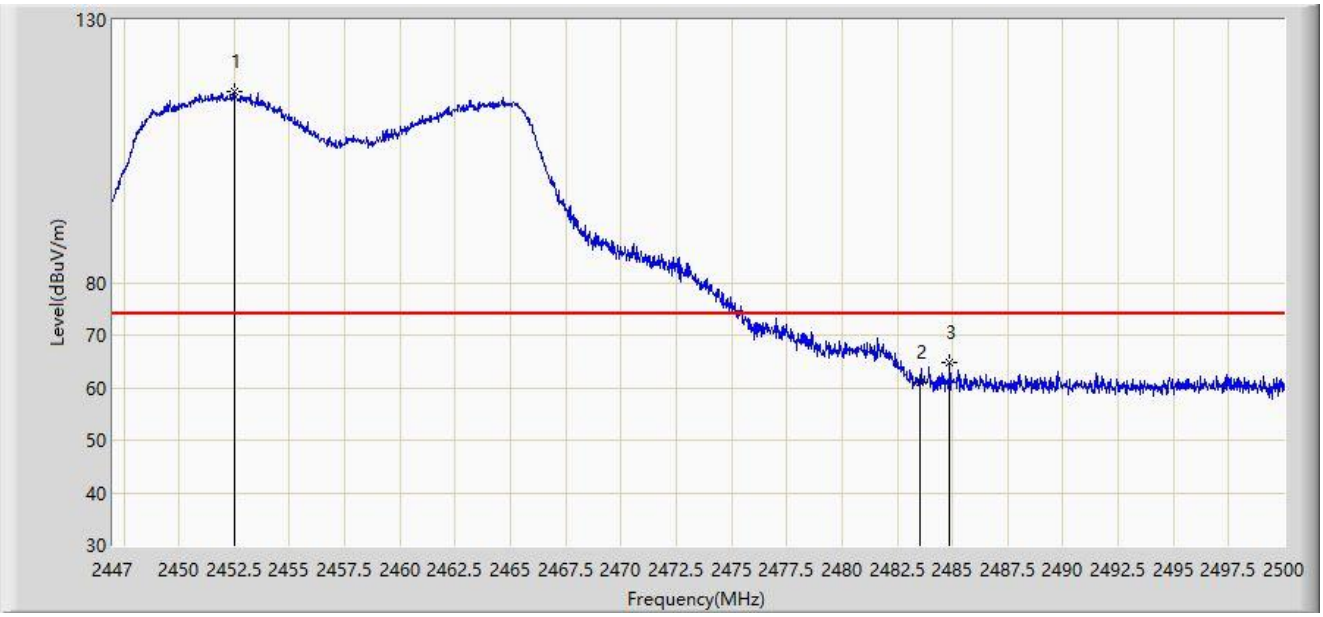

No	Mark	Frequency (MHz)	Measure Level (dBμV/m)	Reading Level (dBμV)	Margin (dB)	Limit (dBμV/m)	Factor (dB/m)	Type
1		2452.512	116.442	85.572	N/A	N/A	30.870	PK
2		2483.500	61.043	30.152	-12.957	74.000	30.892	PK
3	*	2484.868	64.698	33.809	-9.302	74.000	30.890	PK

Note 1: " * ", means this data is the worst emission level.

Note 2: Measure Level (dBμV/m) = Reading Level (dBμV) + Factor (dB/m).

Note 3: Factor (dB/m) = Cable Loss (dB) + Antenna Factor (dB/m).

Site: WZ-AC1	Test Date: 2022-11-30
Limit: FCC_2.4G_RE(3m)	Engineer: Carl Jiang
Probe: BBHA9120D_1167_1-18GHz	Polarity: Horizontal
EUT: WiFi 6 (802.11ax) 4×4 MU-MIMO Dual Band Module	Power: Powered by Test Jig
Test Mode: Transmit by 802.11n-HT20 at 2457MHz	

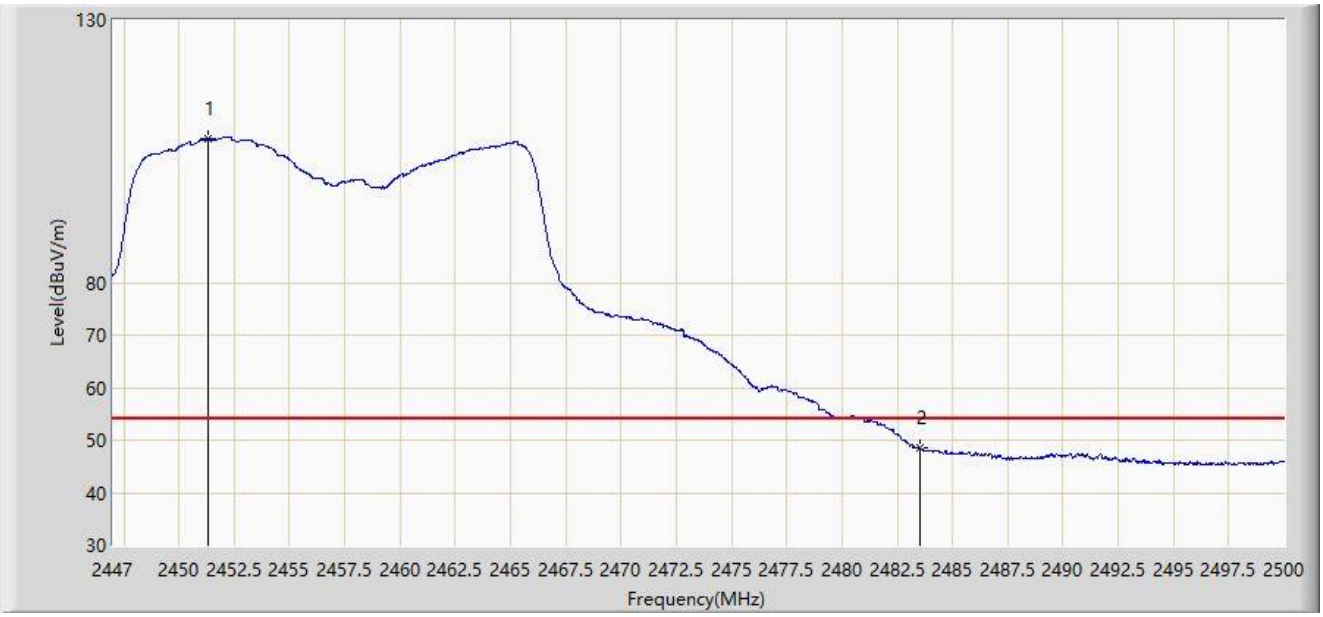

No	Mark	Frequency (MHz)	Measure Level (dBμV/m)	Reading Level (dBμV)	Margin (dB)	Limit (dBμV/m)	Factor (dB/m)	Type
1		2451.346	107.534	76.665	N/A	N/A	30.869	AV
2	*	2483.500	48.607	17.716	-5.393	54.000	30.892	AV

Note 1: " * ", means this data is the worst emission level.

Note 2: Measure Level (dBμV/m) = Reading Level (dBμV) + Factor (dB/m).

Note 3: Factor (dB/m) = Cable Loss (dB) + Antenna Factor (dB/m).

Site: WZ-AC1	Test Date: 2022-11-30
Limit: FCC_2.4G_RE(3m)	Engineer: Carl Jiang
Probe: BBHA9120D_1167_1-18GHz	Polarity: Vertical
EUT: WiFi 6 (802.11ax) 4×4 MU-MIMO Dual Band Module	Power: Powered by Test Jig
Test Mode: Transmit by 802.11n-HT20 at 2457MHz	

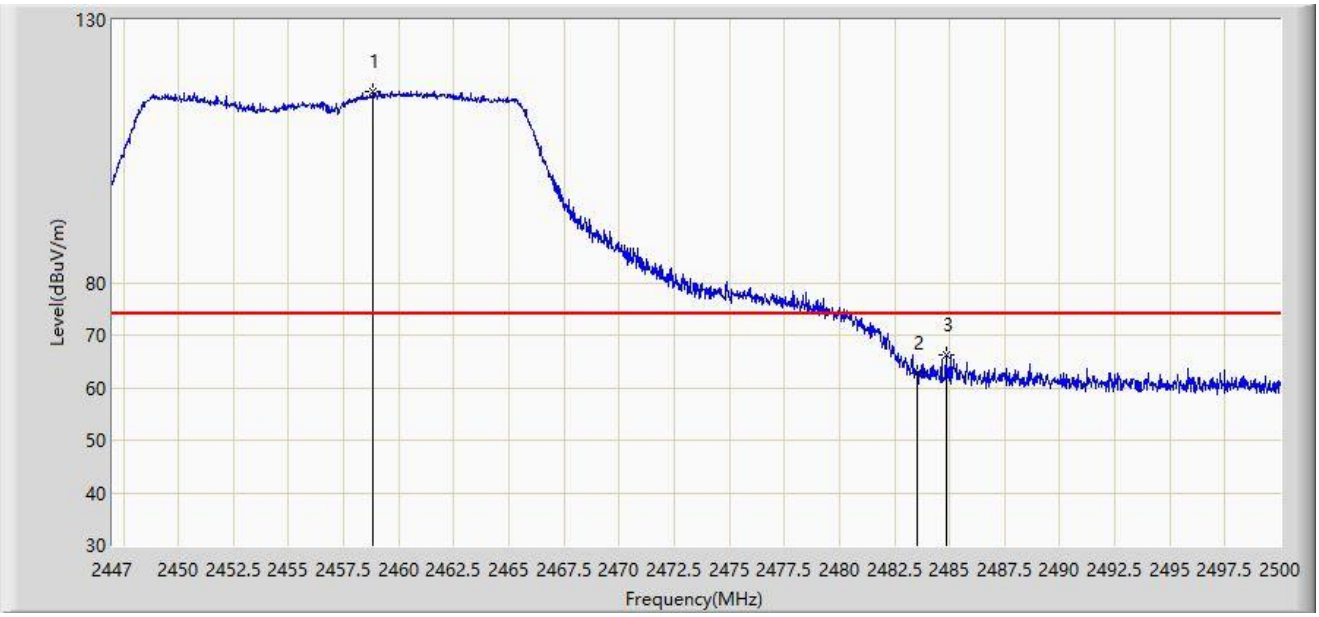

No	Mark	Frequency (MHz)	Measure Level (dBμV/m)	Reading Level (dBμV)	Margin (dB)	Limit (dBμV/m)	Factor (dB/m)	Type
1		2458.845	116.521	85.645	N/A	N/A	30.876	PK
2		2483.500	62.743	31.852	-11.257	74.000	30.892	PK
3	*	2484.842	66.336	35.447	-7.664	74.000	30.890	PK

Note 1: " * ", means this data is the worst emission level.

Note 2: Measure Level (dBμV/m) = Reading Level (dBμV) + Factor (dB/m).

Note 3: Factor (dB/m) = Cable Loss (dB) + Antenna Factor (dB/m).

Site: WZ-AC1	Test Date: 2022-11-30
Limit: FCC_2.4G_RE(3m)	Engineer: Carl Jiang
Probe: BBHA9120D_1167_1-18GHz	Polarity: Vertical
EUT: WiFi 6 (802.11ax) 4×4 MU-MIMO Dual Band Module	Power: Powered by Test Jig
Test Mode: Transmit by 802.11n-HT20 at 2457MHz	

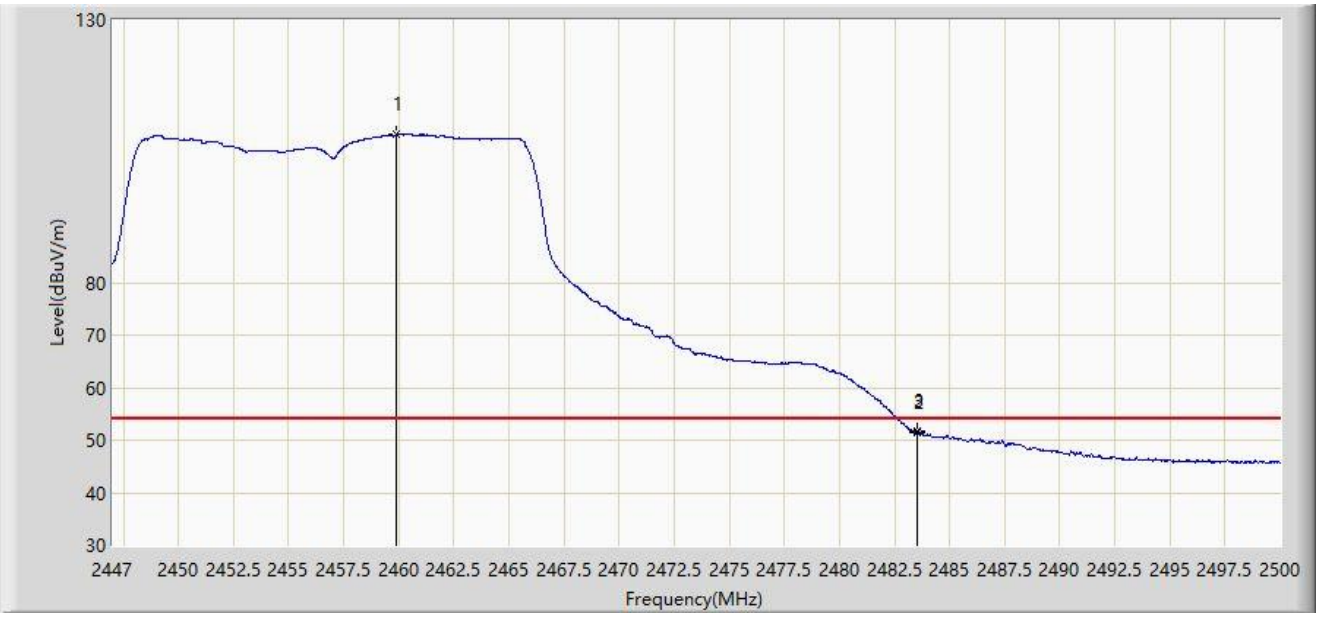

No	Mark	Frequency (MHz)	Measure Level (dBμV/m)	Reading Level (dBμV)	Margin (dB)	Limit (dBμV/m)	Factor (dB/m)	Type
1		2459.906	108.120	77.242	N/A	N/A	30.878	AV
2		2483.500	51.461	20.570	-2.539	54.000	30.892	AV
3	*	2483.543	51.635	20.744	-2.365	54.000	30.892	AV

Note 1: " * ", means this data is the worst emission level.

Note 2: Measure Level (dBμV/m) = Reading Level (dBμV) + Factor (dB/m).

Note 3: Factor (dB/m) = Cable Loss (dB) + Antenna Factor (dB/m).

Site: WZ-AC1	Test Date: 2022-11-19
Limit: FCC_2.4G_RE(3m)	Engineer: Carl Jiang
Probe: BBHA9120D_1167_1-18GHz	Polarity: Horizontal
EUT: WiFi 6 (802.11ax) 4×4 MU-MIMO Dual Band Module	Power: Powered by Test Jig
Test Mode: Transmit by 802.11n-HT20 at 2462MHz	

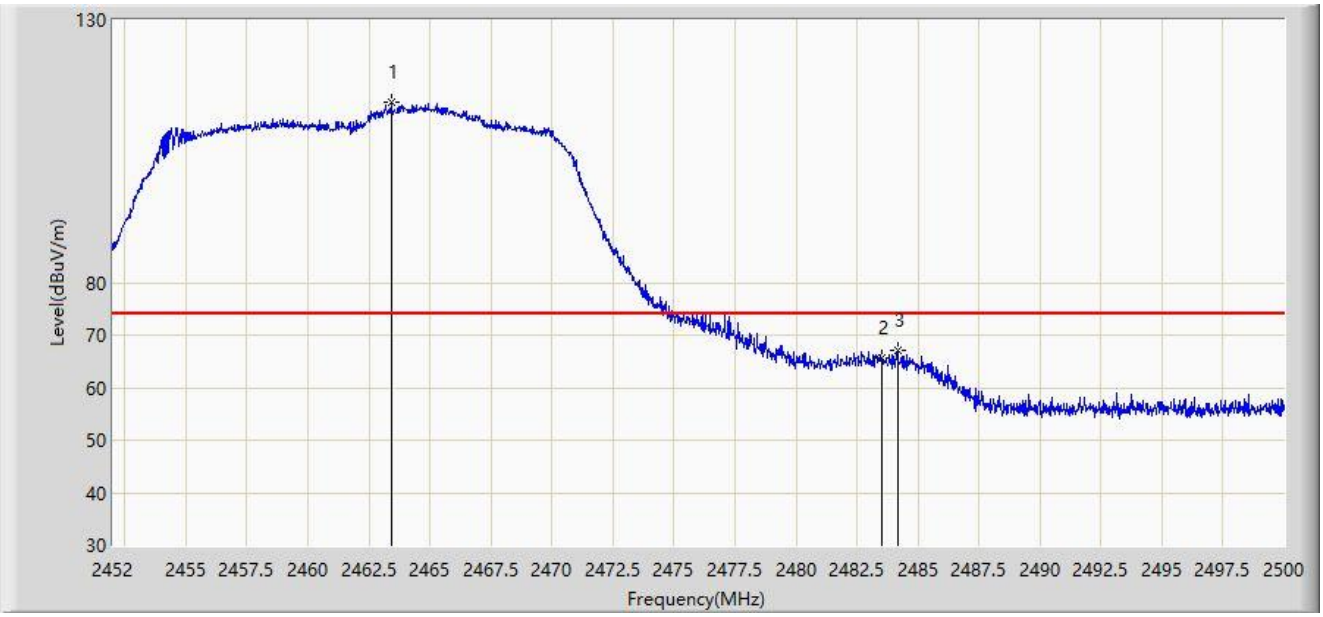

No	Mark	Frequency (MHz)	Measure Level (dBμV/m)	Reading Level (dBμV)	Margin (dB)	Limit (dBμV/m)	Factor (dB/m)	Type
1		2463.400	114.241	83.356	N/A	N/A	30.886	PK
2		2483.500	65.719	34.828	-8.281	74.000	30.892	PK
3	*	2484.184	67.146	36.256	-6.854	74.000	30.891	PK

Note 1: " * ", means this data is the worst emission level.

Note 2: Measure Level (dBμV/m) = Reading Level (dBμV) + Factor (dB/m).

Note 3: Factor (dB/m) = Cable Loss (dB) + Antenna Factor (dB/m).

Site: WZ-AC1	Test Date: 2022-11-19
Limit: FCC_2.4G_RE(3m)	Engineer: Carl Jiang
Probe: BBHA9120D_1167_1-18GHz	Polarity: Horizontal
EUT: WiFi 6 (802.11ax) 4×4 MU-MIMO Dual Band Module	Power: Powered by Test Jig
Test Mode: Transmit by 802.11n-HT20 at 2462MHz	

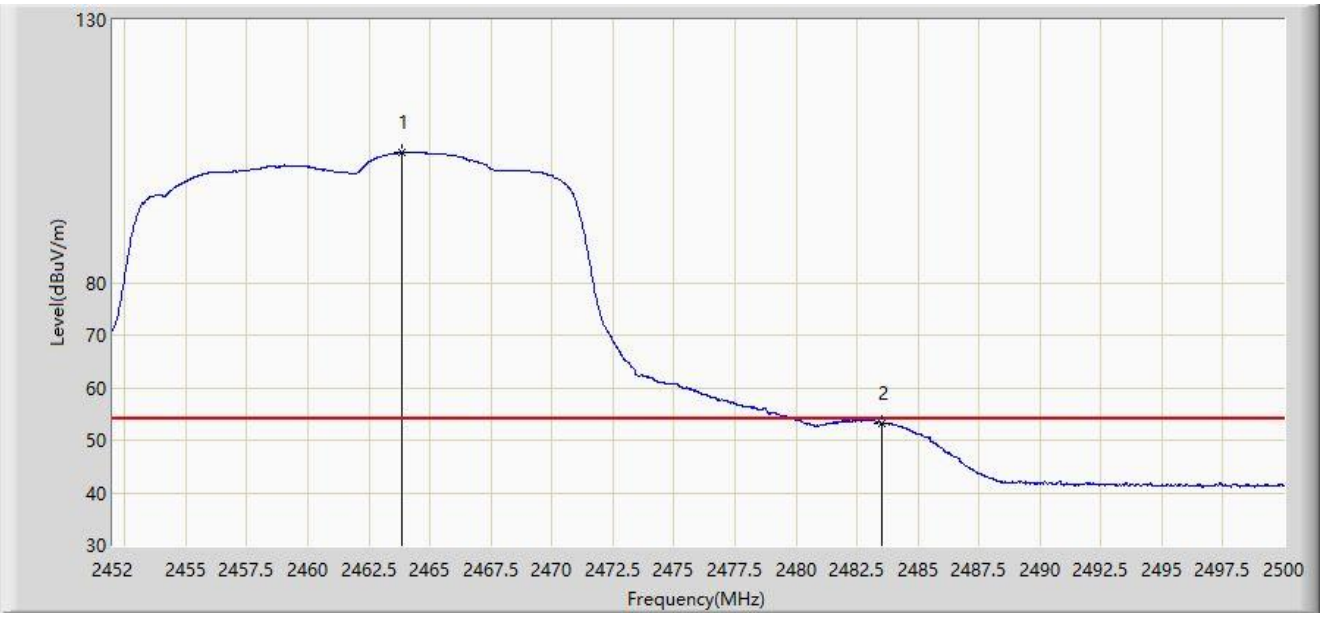

No	Mark	Frequency (MHz)	Measure Level (dBμV/m)	Reading Level (dBμV)	Margin (dB)	Limit (dBμV/m)	Factor (dB/m)	Type
1		2463.832	104.704	73.818	N/A	N/A	30.886	AV
2	*	2483.500	53.269	22.378	-0.731	54.000	30.892	AV

Note 1: " * ", means this data is the worst emission level.

Note 2: Measure Level (dBμV/m) = Reading Level (dBμV) + Factor (dB/m).

Note 3: Factor (dB/m) = Cable Loss (dB) + Antenna Factor (dB/m).

Site: WZ-AC1	Test Date: 2022-11-19
Limit: FCC_2.4G_RE(3m)	Engineer: Carl Jiang
Probe: BBHA9120D_1167_1-18GHz	Polarity: Vertical
EUT: WiFi 6 (802.11ax) 4×4 MU-MIMO Dual Band Module	Power: Powered by Test Jig
Test Mode: Transmit by 802.11n-HT20 at 2462MHz	

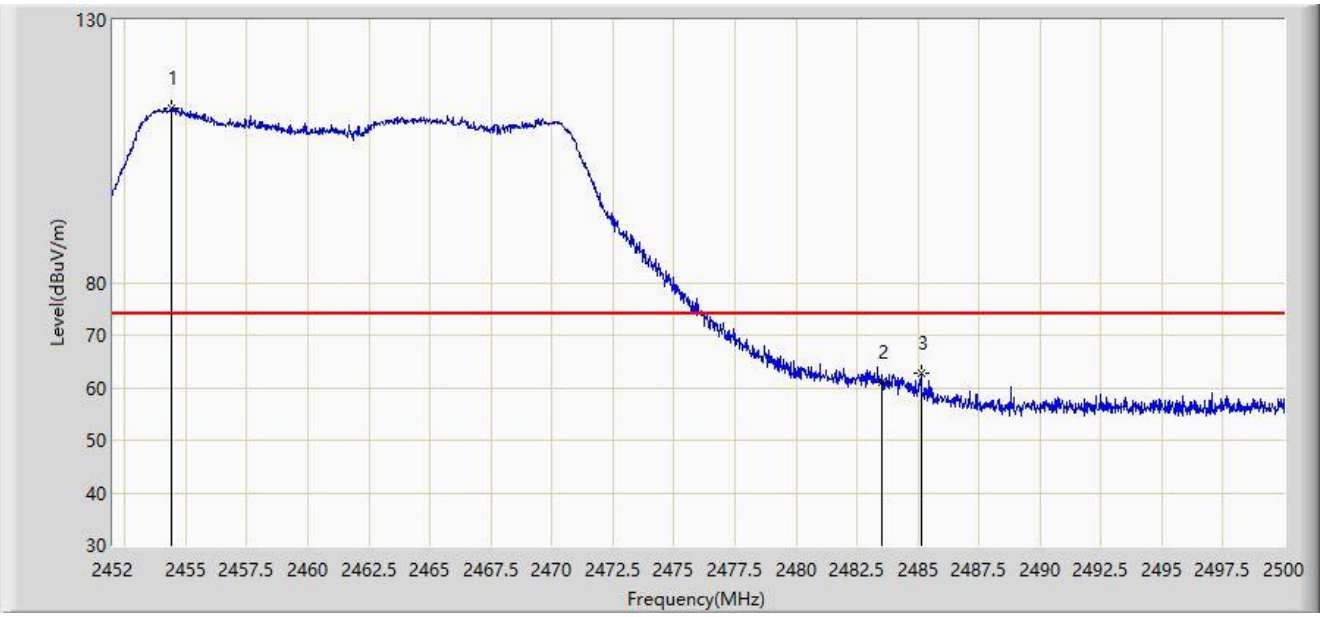

No	Mark	Frequency (MHz)	Measure Level (dBμV/m)	Reading Level (dBμV)	Margin (dB)	Limit (dBμV/m)	Factor (dB/m)	Type
1		2454.376	113.172	82.301	N/A	N/A	30.870	PK
2		2483.500	61.042	30.151	-12.958	74.000	30.892	PK
3	*	2485.120	62.776	31.887	-11.224	74.000	30.889	PK

Note 1: " * ", means this data is the worst emission level.

Note 2: Measure Level (dBμV/m) = Reading Level (dBμV) + Factor (dB/m).

Note 3: Factor (dB/m) = Cable Loss (dB) + Antenna Factor (dB/m).

Site: WZ-AC1	Test Date: 2022-11-19
Limit: FCC_2.4G_RE(3m)	Engineer: Carl Jiang
Probe: BBHA9120D_1167_1-18GHz	Polarity: Vertical
EUT: WiFi 6 (802.11ax) 4×4 MU-MIMO Dual Band Module	Power: Powered by Test Jig
Test Mode: Transmit by 802.11n-HT20 at 2462MHz	

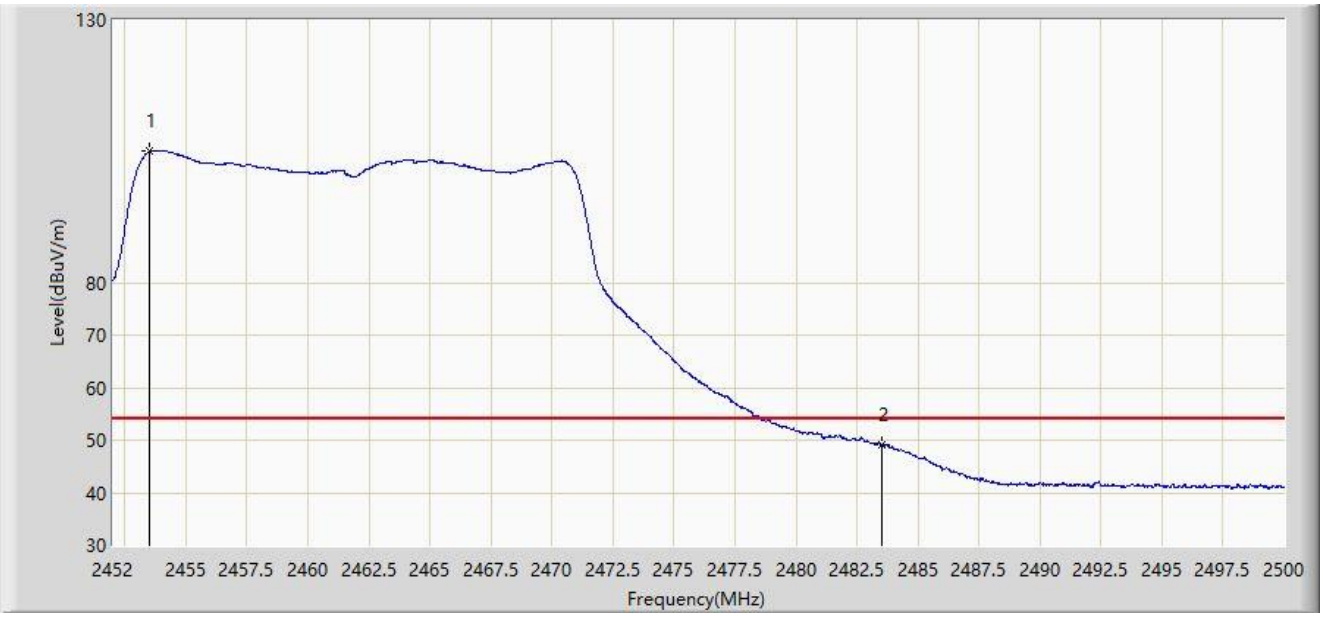

No	Mark	Frequency (MHz)	Measure Level (dBμV/m)	Reading Level (dBμV)	Margin (dB)	Limit (dBμV/m)	Factor (dB/m)	Type
1		2453.512	105.026	74.156	N/A	N/A	30.870	AV
2	*	2483.500	49.199	18.308	-4.801	54.000	30.892	AV

Note 1: " * ", means this data is the worst emission level.

Note 2: Measure Level (dBμV/m) = Reading Level (dBμV) + Factor (dB/m).

Note 3: Factor (dB/m) = Cable Loss (dB) + Antenna Factor (dB/m).

Site: WZ-AC1	Test Date: 2022-11-19
Limit: FCC_2.4G_RE(3m)	Engineer: Carl Jiang
Probe: BBHA9120D_1167_1-18GHz	Polarity: Horizontal
EUT: WiFi 6 (802.11ax) 4×4 MU-MIMO Dual Band Module	Power: Powered by Test Jig
Test Mode: Transmit by 802.11n-HT40 at 2422MHz	

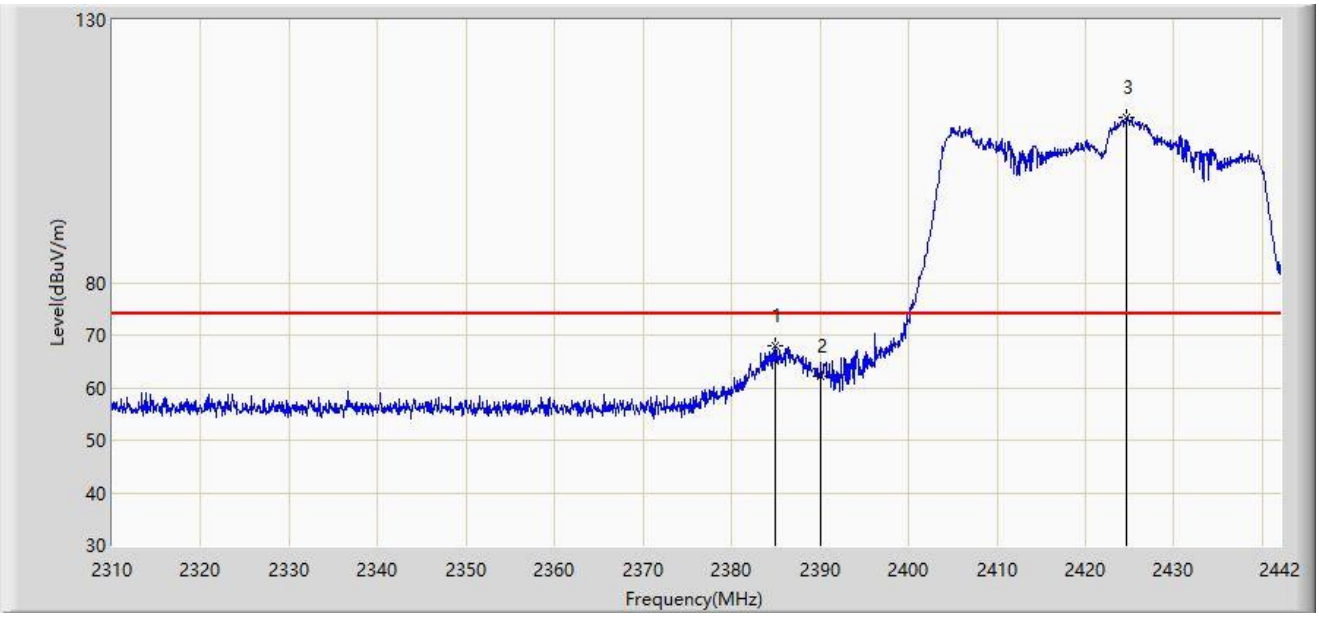

No	Mark	Frequency (MHz)	Measure Level (dBμV/m)	Reading Level (dBμV)	Margin (dB)	Limit (dBμV/m)	Factor (dB/m)	Type
1	*	2384.910	68.050	37.056	-5.950	74.000	30.994	PK
2		2390.000	62.129	31.137	-11.871	74.000	30.992	PK
3		2424.708	111.545	80.632	N/A	N/A	30.913	PK

Note 1: " * ", means this data is the worst emission level.

Note 2: Measure Level (dBμV/m) = Reading Level (dBμV) + Factor (dB/m).

Note 3: Factor (dB/m) = Cable Loss (dB) + Antenna Factor (dB/m).

Site: WZ-AC1	Test Date: 2022-11-19
Limit: FCC_2.4G_RE(3m)	Engineer: Carl Jiang
Probe: BBHA9120D_1167_1-18GHz	Polarity: Horizontal
EUT: WiFi 6 (802.11ax) 4×4 MU-MIMO Dual Band Module	Power: Powered by Test Jig
Test Mode: Transmit by 802.11n-HT40 at 2422MHz	

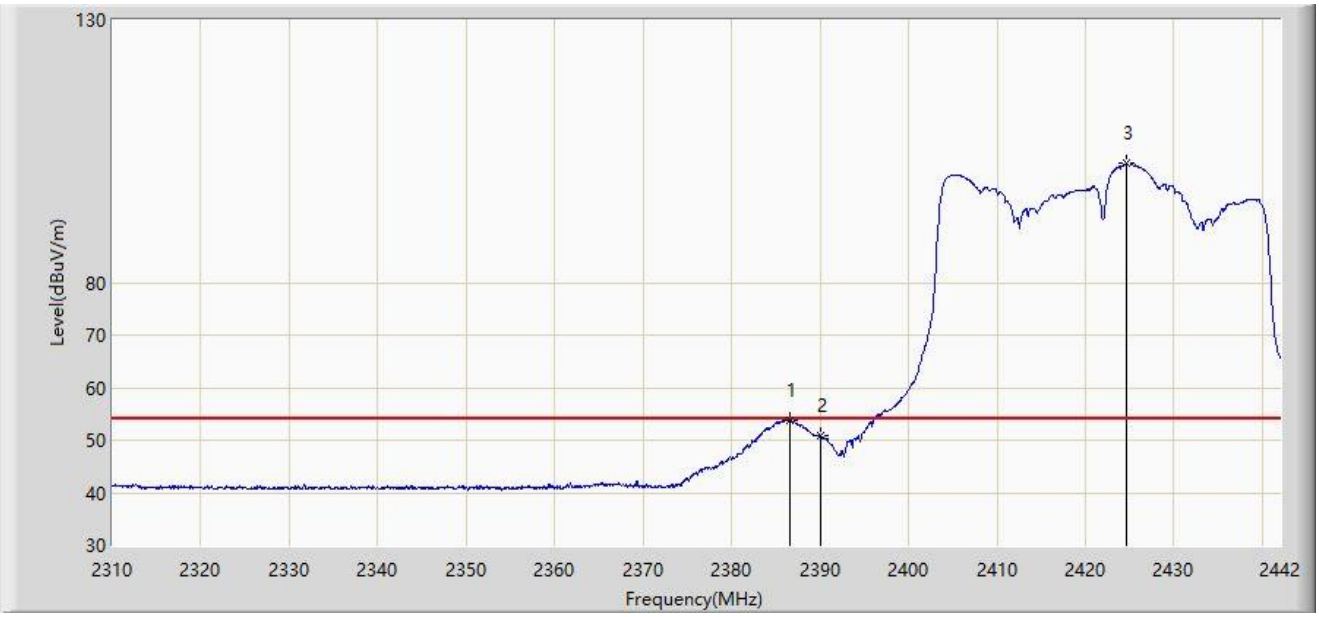

No	Mark	Frequency (MHz)	Measure Level (dBμV/m)	Reading Level (dBμV)	Margin (dB)	Limit (dBμV/m)	Factor (dB/m)	Type
1	*	2386.560	53.817	22.823	-0.183	54.000	30.993	AV
2		2390.000	50.912	19.920	-3.088	54.000	30.992	AV
3		2424.708	102.609	71.696	N/A	N/A	30.913	AV

Note 1: " * ", means this data is the worst emission level.

Note 2: Measure Level (dBμV/m) = Reading Level (dBμV) + Factor (dB/m).

Note 3: Factor (dB/m) = Cable Loss (dB) + Antenna Factor (dB/m).

Site: WZ-AC1	Test Date: 2022-11-19
Limit: FCC_2.4G_RE(3m)	Engineer: Carl Jiang
Probe: BBHA9120D_1167_1-18GHz	Polarity: Vertical
EUT: WiFi 6 (802.11ax) 4×4 MU-MIMO Dual Band Module	Power: Powered by Test Jig
Test Mode: Transmit by 802.11n-HT40 at 2422MHz	

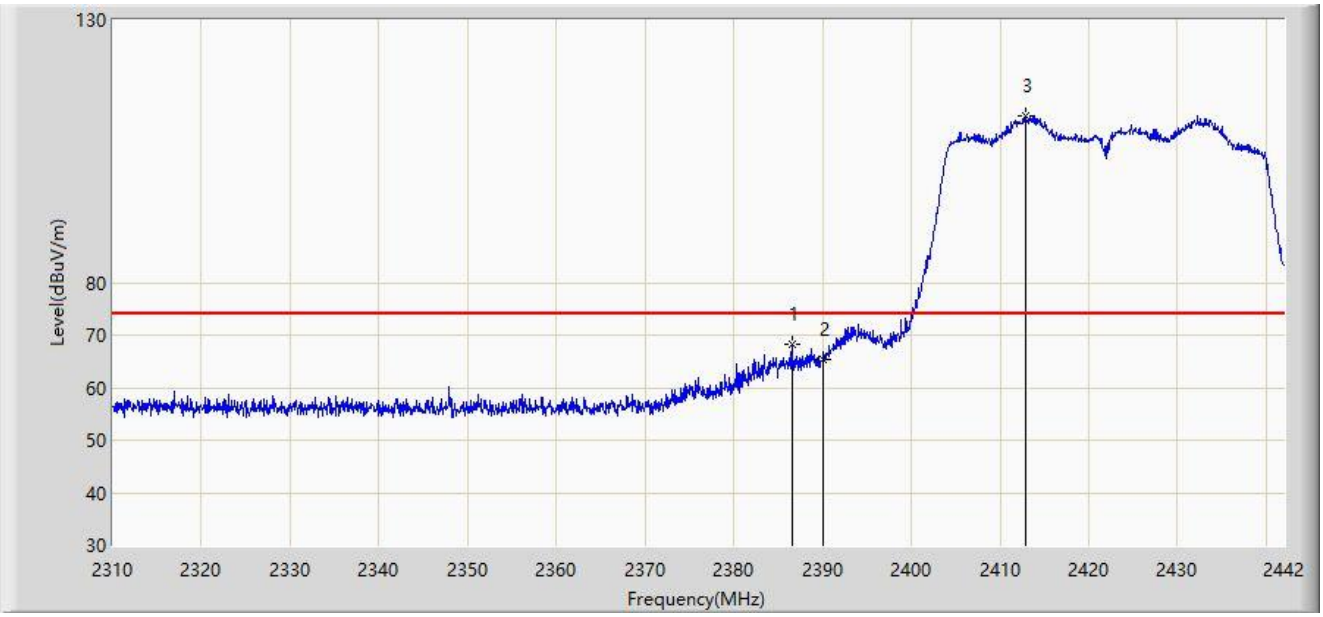

No	Mark	Frequency (MHz)	Measure Level (dBμV/m)	Reading Level (dBμV)	Margin (dB)	Limit (dBμV/m)	Factor (dB/m)	Type
1	*	2386.560	68.309	37.315	-5.691	74.000	30.993	PK
2		2390.000	65.307	34.315	-8.693	74.000	30.992	PK
3		2412.828	111.699	80.747	N/A	N/A	30.953	PK

Note 1: " * ", means this data is the worst emission level.

Note 2: Measure Level (dBμV/m) = Reading Level (dBμV) + Factor (dB/m).

Note 3: Factor (dB/m) = Cable Loss (dB) + Antenna Factor (dB/m).

Site: WZ-AC1	Test Date: 2022-11-19
Limit: FCC_2.4G_RE(3m)	Engineer: Carl Jiang
Probe: BBHA9120D_1167_1-18GHz	Polarity: Vertical
EUT: WiFi 6 (802.11ax) 4×4 MU-MIMO Dual Band Module	Power: Powered by Test Jig
Test Mode: Transmit by 802.11n-HT40 at 2422MHz	

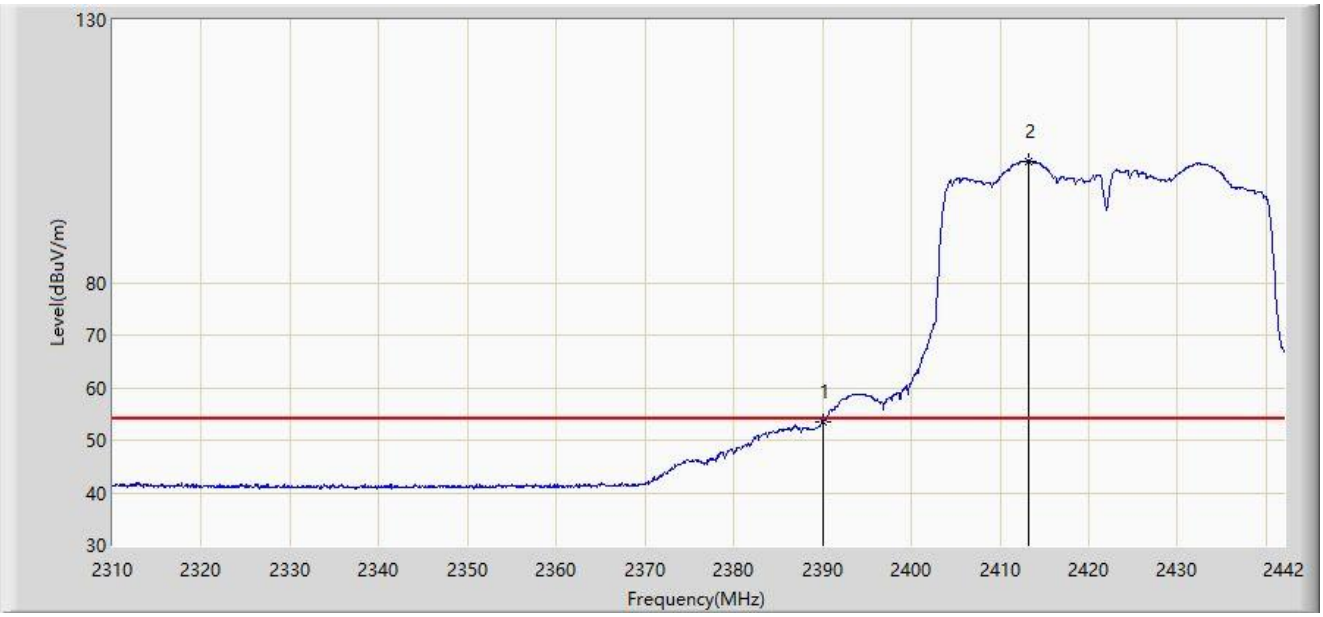

No	Mark	Frequency (MHz)	Measure Level (dBμV/m)	Reading Level (dBμV)	Margin (dB)	Limit (dBμV/m)	Factor (dB/m)	Type
1	*	2390.000	53.515	22.523	-0.485	54.000	30.992	AV
2		2413.224	103.179	72.228	N/A	N/A	30.951	AV

Note 1: " * ", means this data is the worst emission level.

Note 2: Measure Level (dBμV/m) = Reading Level (dBμV) + Factor (dB/m).

Note 3: Factor (dB/m) = Cable Loss (dB) + Antenna Factor (dB/m).

Site: WZ-AC1	Test Date: 2022-12-01
Limit: FCC_2.4G_RE(3m)	Engineer: Carl Jiang
Probe: BBHA9120D_1167_1-18GHz	Polarity: Horizontal
EUT: WiFi 6 (802.11ax) 4×4 MU-MIMO Dual Band Module	Power: Powered by Test Jig
Test Mode: Transmit by 802.11n-HT40 at 2437MHz	

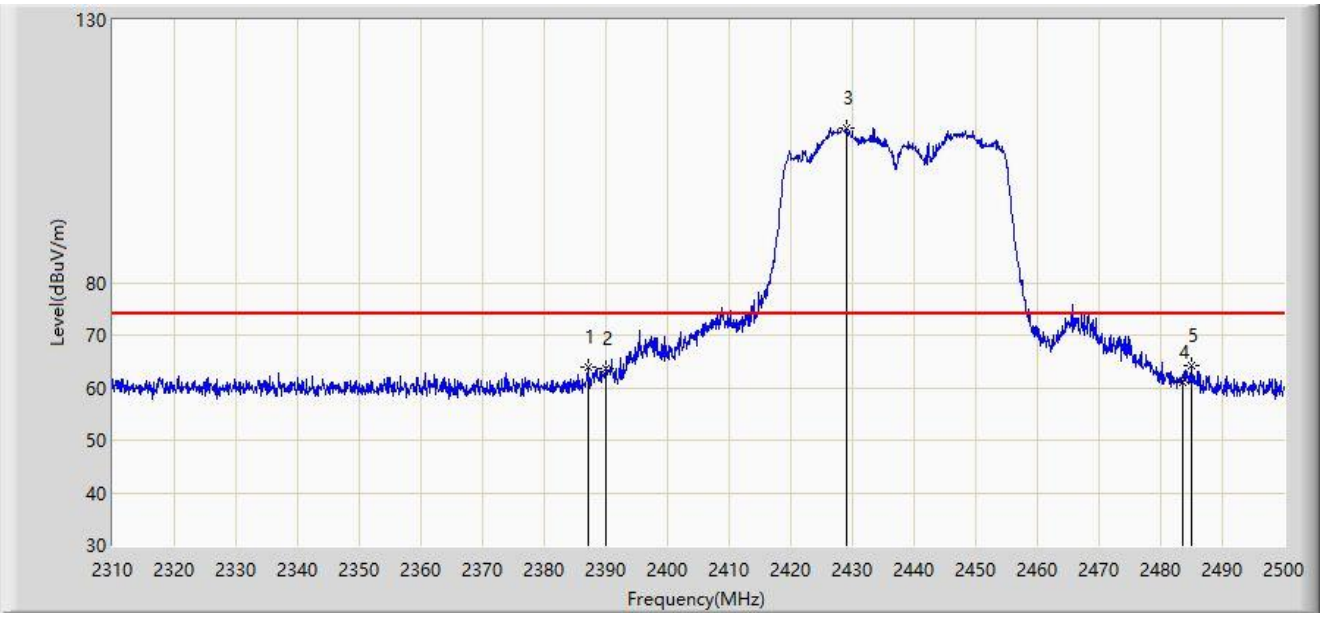

No	Mark	Frequency (MHz)	Measure Level (dBμV/m)	Reading Level (dBμV)	Margin (dB)	Limit (dBμV/m)	Factor (dB/m)	Type
1		2387.045	63.921	32.927	-10.079	74.000	30.994	PK
2		2390.000	63.558	32.566	-10.442	74.000	30.992	PK
3		2428.940	109.354	78.458	N/A	N/A	30.896	PK
4		2483.500	60.929	30.038	-13.071	74.000	30.892	PK
5	*	2485.085	64.103	33.214	-9.897	74.000	30.889	PK

Note 1: " * ", means this data is the worst emission level.

Note 2: Measure Level (dBμV/m) = Reading Level (dBμV) + Factor (dB/m).

Note 3: Factor (dB/m) = Cable Loss (dB) + Antenna Factor (dB/m).

Site: WZ-AC1	Test Date: 2022-12-01
Limit: FCC_2.4G_RE(3m)	Engineer: Carl Jiang
Probe: BBHA9120D_1167_1-18GHz	Polarity: Horizontal
EUT: WiFi 6 (802.11ax) 4×4 MU-MIMO Dual Band Module	Power: Powered by Test Jig
Test Mode: Transmit by 802.11n-HT40 at 2437MHz	

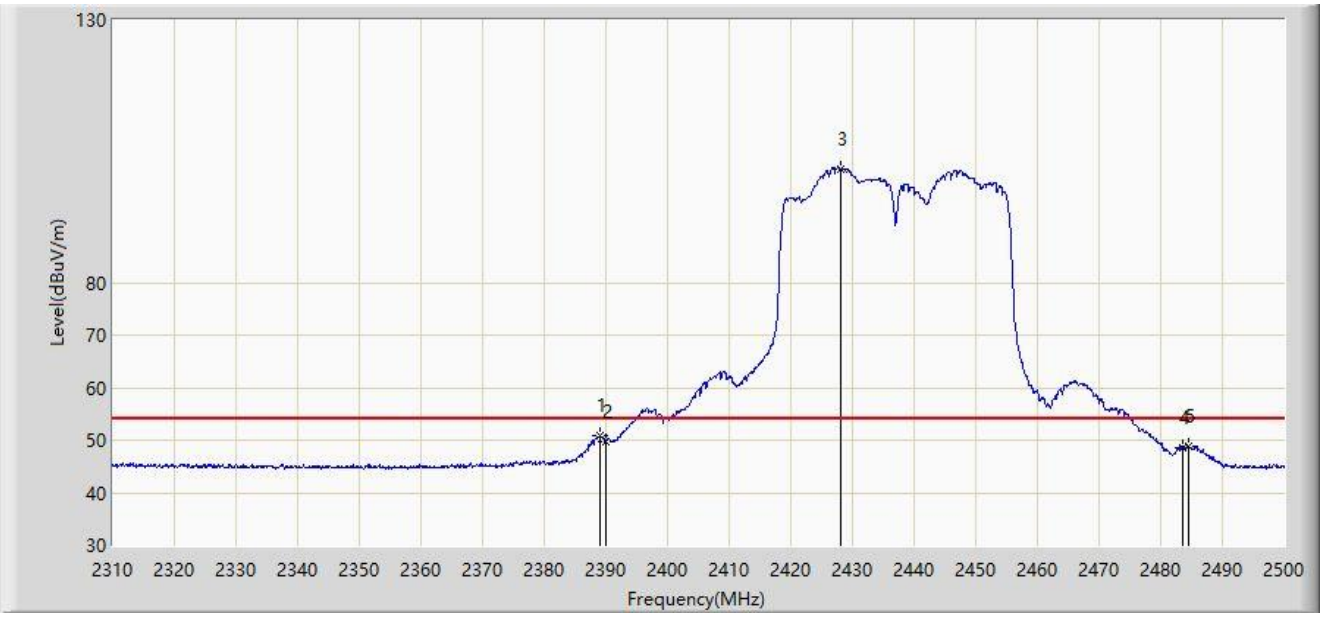

No	Mark	Frequency (MHz)	Measure Level (dBμV/m)	Reading Level (dBμV)	Margin (dB)	Limit (dBμV/m)	Factor (dB/m)	Type
1	*	2389.135	50.759	19.766	-3.241	54.000	30.993	AV
2		2390.000	49.727	18.735	-4.273	54.000	30.992	AV
3		2428.180	101.594	70.695	N/A	N/A	30.899	AV
4		2483.500	48.536	17.645	-5.464	54.000	30.892	AV
5		2484.515	48.976	18.086	-5.024	54.000	30.890	AV

Note 1: " * ", means this data is the worst emission level.

Note 2: Measure Level (dBμV/m) = Reading Level (dBμV) + Factor (dB/m).

Note 3: Factor (dB/m) = Cable Loss (dB) + Antenna Factor (dB/m).

Site: WZ-AC1	Test Date: 2022-12-01
Limit: FCC_2.4G_RE(3m)	Engineer: Carl Jiang
Probe: BBHA9120D_1167_1-18GHz	Polarity: Vertical
EUT: WiFi 6 (802.11ax) 4×4 MU-MIMO Dual Band Module	Power: Powered by Test Jig
Test Mode: Transmit by 802.11n-HT40 at 2437MHz	

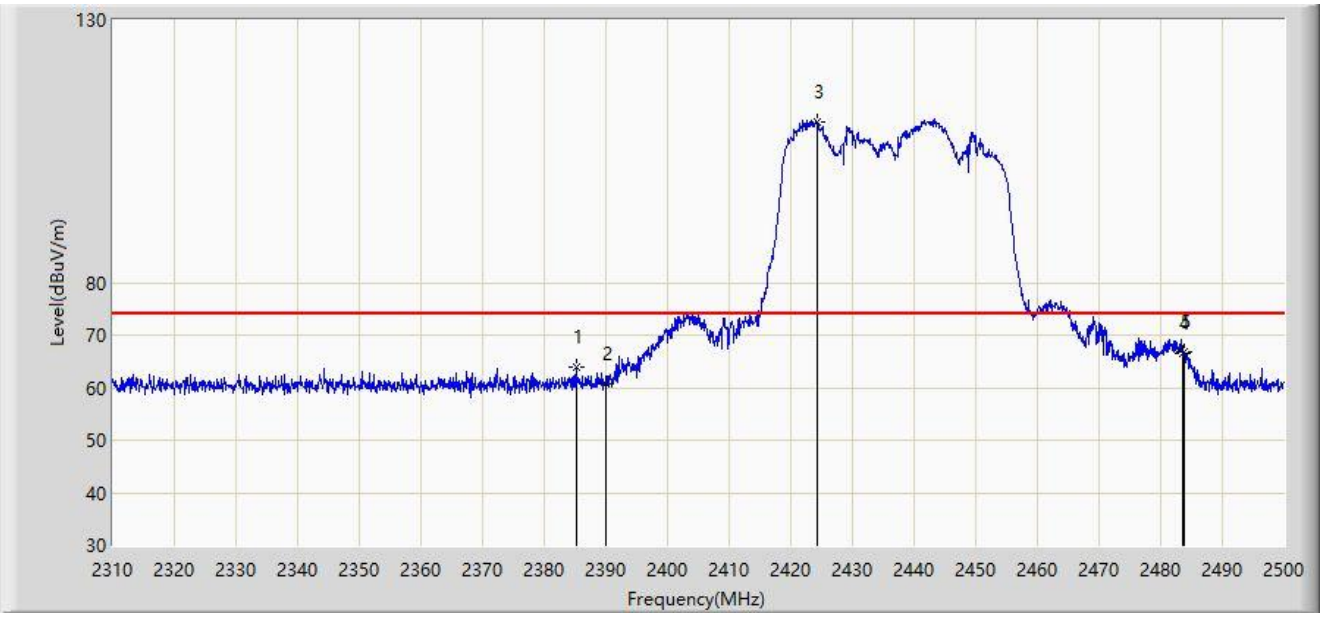

No	Mark	Frequency (MHz)	Measure Level (dBμV/m)	Reading Level (dBμV)	Margin (dB)	Limit (dBμV/m)	Factor (dB/m)	Type
1		2385.145	63.886	32.892	-10.114	74.000	30.995	PK
2		2390.000	60.768	29.776	-13.232	74.000	30.992	PK
3		2424.285	110.627	79.712	N/A	N/A	30.915	PK
4		2483.500	66.448	35.557	-7.552	74.000	30.892	PK
5	*	2483.755	66.868	35.977	-7.132	74.000	30.891	PK

Note 1: " * ", means this data is the worst emission level.

Note 2: Measure Level (dBμV/m) = Reading Level (dBμV) + Factor (dB/m).

Note 3: Factor (dB/m) = Cable Loss (dB) + Antenna Factor (dB/m).

Site: WZ-AC1	Test Date: 2022-12-01
Limit: FCC_2.4G_RE(3m)	Engineer: Carl Jiang
Probe: BBHA9120D_1167_1-18GHz	Polarity: Vertical
EUT: WiFi 6 (802.11ax) 4×4 MU-MIMO Dual Band Module	Power: Powered by Test Jig
Test Mode: Transmit by 802.11n-HT40 at 2437MHz	

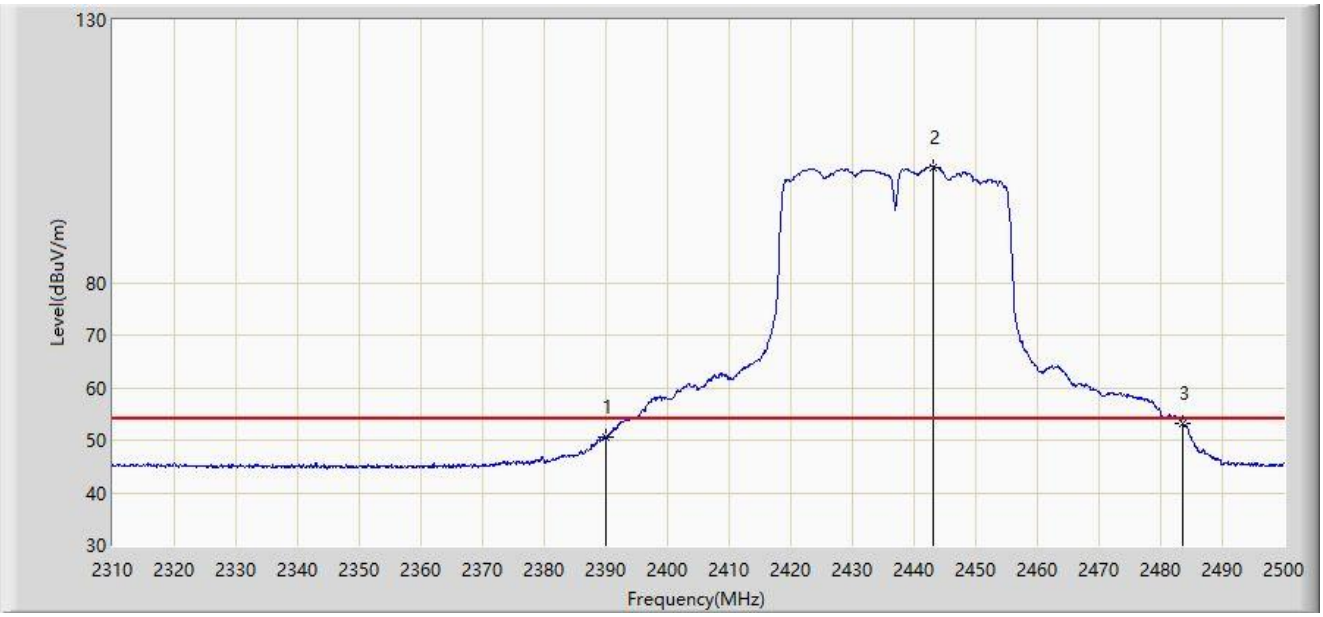

No	Mark	Frequency (MHz)	Measure Level (dBμV/m)	Reading Level (dBμV)	Margin (dB)	Limit (dBμV/m)	Factor (dB/m)	Type
1		2390.000	50.535	19.543	-3.465	54.000	30.992	AV
2		2443.190	102.015	71.150	N/A	N/A	30.865	AV
3	*	2483.500	53.266	22.375	-0.734	54.000	30.892	AV

Note 1: " * ", means this data is the worst emission level.

Note 2: Measure Level (dBμV/m) = Reading Level (dBμV) + Factor (dB/m).

Note 3: Factor (dB/m) = Cable Loss (dB) + Antenna Factor (dB/m).

Site: WZ-AC1	Test Date: 2022-11-19
Limit: FCC_2.4G_RE(3m)	Engineer: Carl Jiang
Probe: BBHA9120D_1167_1-18GHz	Polarity: Horizontal
EUT: WiFi 6 (802.11ax) 4×4 MU-MIMO Dual Band Module	Power: Powered by Test Jig
Test Mode: Transmit by 802.11n-HT40 at 2452MHz	

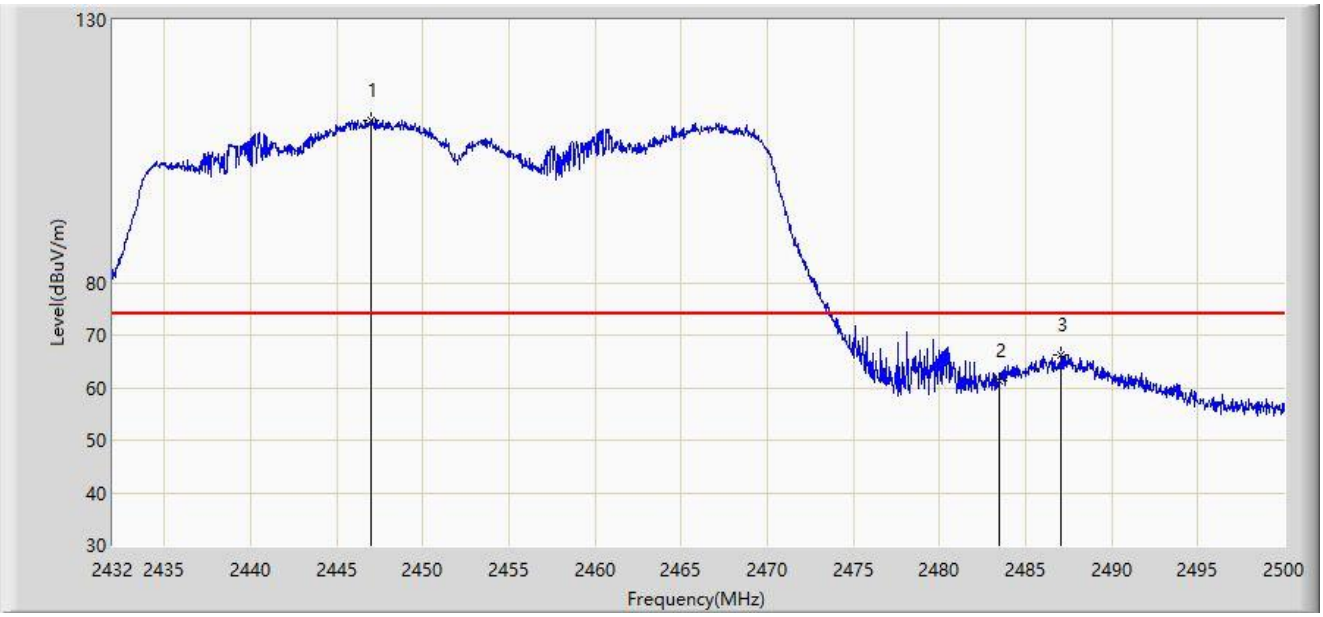

No	Mark	Frequency (MHz)	Measure Level (dBμV/m)	Reading Level (dBμV)	Margin (dB)	Limit (dBμV/m)	Factor (dB/m)	Type
1		2446.960	110.964	80.097	N/A	N/A	30.867	PK
2		2483.500	61.282	30.391	-12.718	74.000	30.892	PK
3	*	2487.012	66.307	35.421	-7.693	74.000	30.886	PK

Note 1: " * ", means this data is the worst emission level.

Note 2: Measure Level (dBμV/m) = Reading Level (dBμV) + Factor (dB/m).

Note 3: Factor (dB/m) = Cable Loss (dB) + Antenna Factor (dB/m).

Site: WZ-AC1	Test Date: 2022-11-19
Limit: FCC_2.4G_RE(3m)	Engineer: Carl Jiang
Probe: BBHA9120D_1167_1-18GHz	Polarity: Horizontal
EUT: WiFi 6 (802.11ax) 4×4 MU-MIMO Dual Band Module	Power: Powered by Test Jig
Test Mode: Transmit by 802.11n-HT40 at 2452MHz	

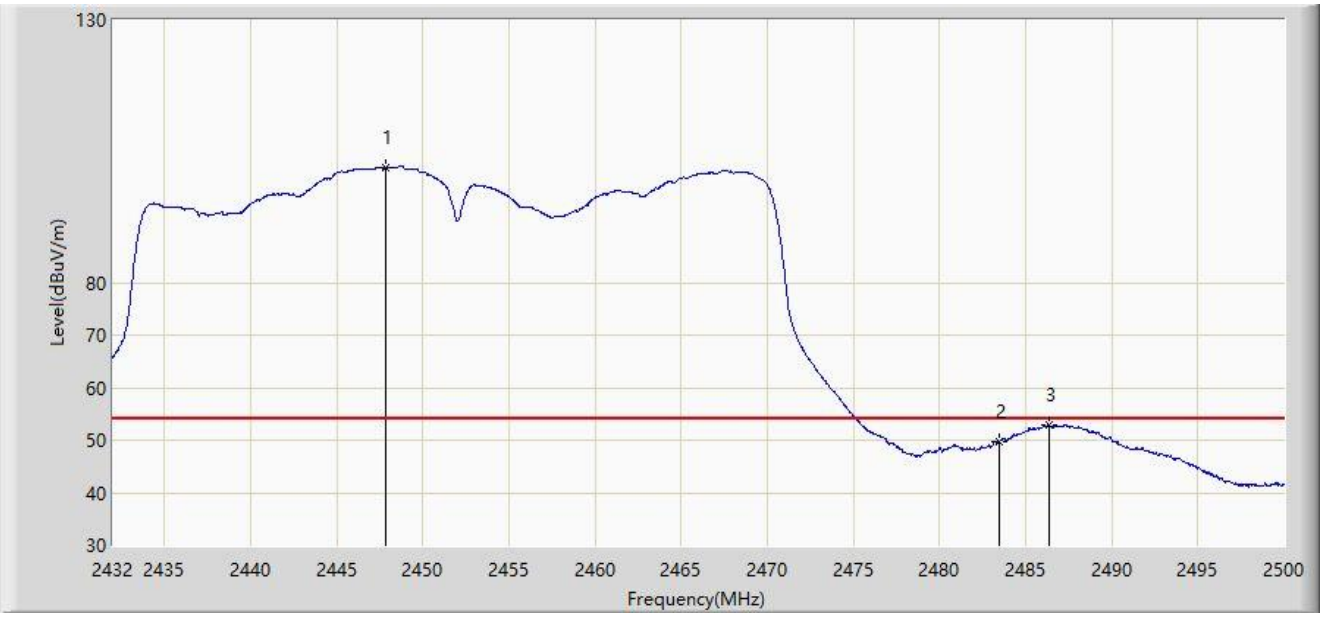

No	Mark	Frequency (MHz)	Measure Level (dBμV/m)	Reading Level (dBμV)	Margin (dB)	Limit (dBμV/m)	Factor (dB/m)	Type
1		2447.878	101.897	71.030	N/A	N/A	30.867	AV
2		2483.500	49.800	18.909	-4.200	54.000	30.892	AV
3	*	2486.332	52.949	22.062	-1.051	54.000	30.887	AV

Note 1: " * ", means this data is the worst emission level.

Note 2: Measure Level (dBμV/m) = Reading Level (dBμV) + Factor (dB/m).

Note 3: Factor (dB/m) = Cable Loss (dB) + Antenna Factor (dB/m).

Site: WZ-AC1	Test Date: 2022-11-19
Limit: FCC_2.4G_RE(3m)	Engineer: Carl Jiang
Probe: BBHA9120D_1167_1-18GHz	Polarity: Vertical
EUT: WiFi 6 (802.11ax) 4×4 MU-MIMO Dual Band Module	Power: Powered by Test Jig
Test Mode: Transmit by 802.11n-HT40 at 2452MHz	

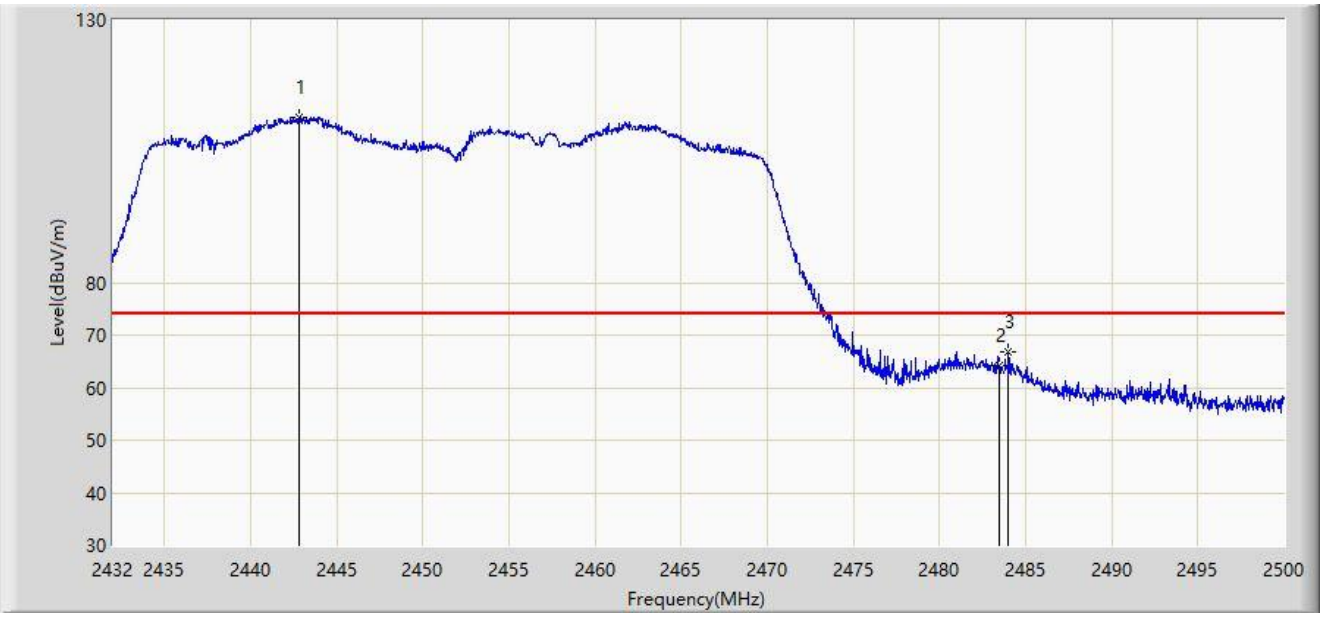

No	Mark	Frequency (MHz)	Measure Level (dBμV/m)	Reading Level (dBμV)	Margin (dB)	Limit (dBμV/m)	Factor (dB/m)	Type
1		2442.812	111.567	80.702	N/A	N/A	30.866	PK
2		2483.500	64.176	33.285	-9.824	74.000	30.892	PK
3	*	2484.020	66.701	35.810	-7.299	74.000	30.891	PK

Note 1: " * ", means this data is the worst emission level.

Note 2: Measure Level (dBμV/m) = Reading Level (dBμV) + Factor (dB/m).

Note 3: Factor (dB/m) = Cable Loss (dB) + Antenna Factor (dB/m).

Site: WZ-AC1	Test Date: 2022-11-19
Limit: FCC_2.4G_RE(3m)	Engineer: Carl Jiang
Probe: BBHA9120D_1167_1-18GHz	Polarity: Vertical
EUT: WiFi 6 (802.11ax) 4×4 MU-MIMO Dual Band Module	Power: Powered by Test Jig
Test Mode: Transmit by 802.11n-HT40 at 2452MHz	

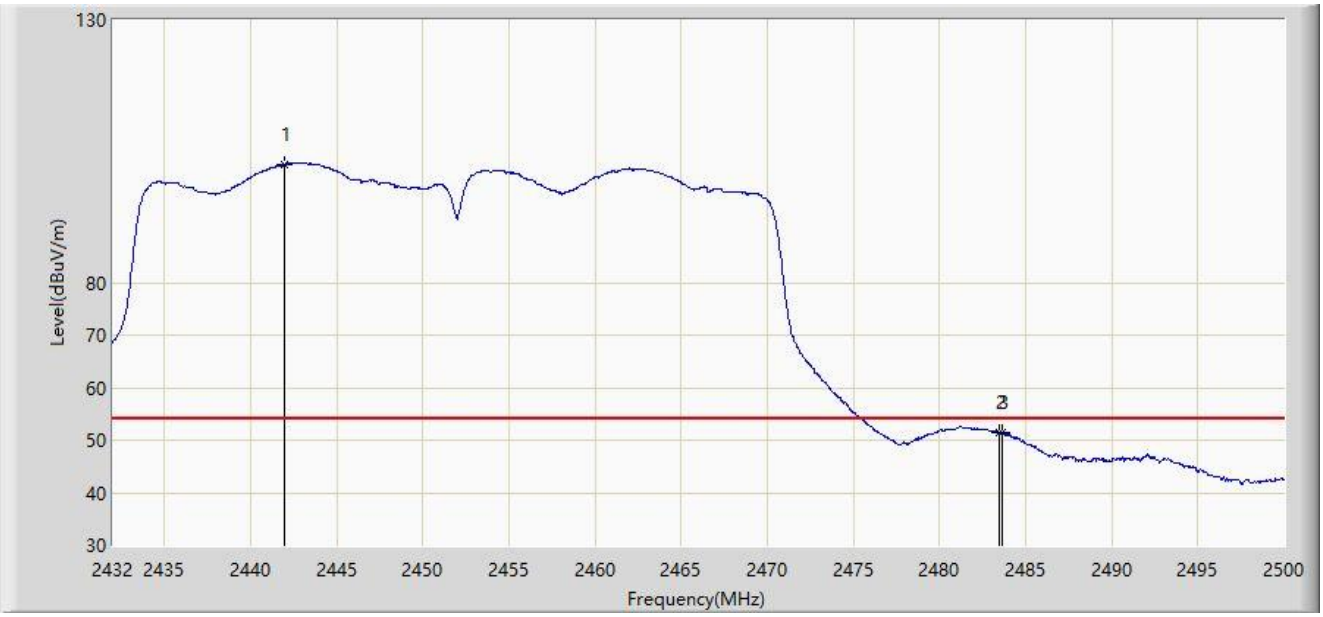

No	Mark	Frequency (MHz)	Measure Level (dBμV/m)	Reading Level (dBμV)	Margin (dB)	Limit (dBμV/m)	Factor (dB/m)	Type
1		2441.996	102.529	71.664	N/A	N/A	30.866	AV
2		2483.500	51.359	20.468	-2.641	54.000	30.892	AV
3	*	2483.680	51.361	20.470	-2.639	54.000	30.892	AV

Note 1: " * ", means this data is the worst emission level.

Note 2: Measure Level (dBμV/m) = Reading Level (dBμV) + Factor (dB/m).

Note 3: Factor (dB/m) = Cable Loss (dB) + Antenna Factor (dB/m).

Site: WZ-AC1	Test Date: 2022-11-19
Limit: FCC_2.4G_RE(3m)	Engineer: Carl Jiang
Probe: BBHA9120D_1167_1-18GHz	Polarity: Horizontal
EUT: WiFi 6 (802.11ax) 4×4 MU-MIMO Dual Band Module	Power: Powered by Test Jig
Test Mode: Transmit by 802.11ax-HE20 at 2412MHz	

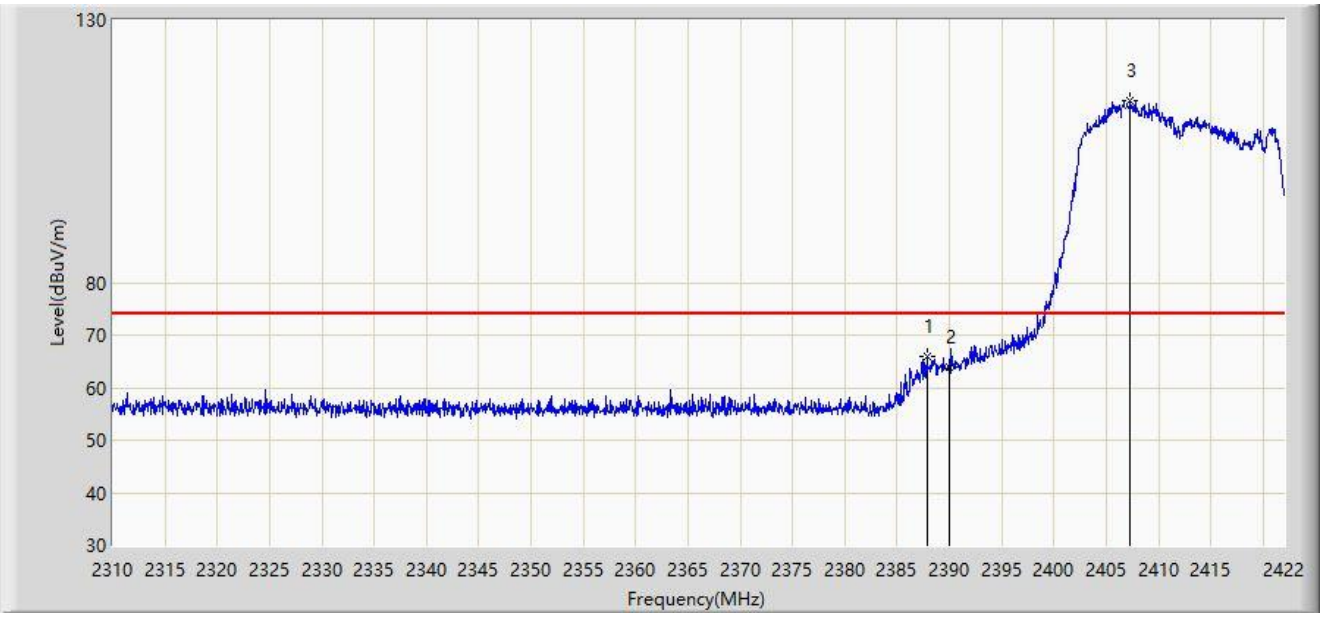

No	Mark	Frequency (MHz)	Measure Level (dBμV/m)	Reading Level (dBμV)	Margin (dB)	Limit (dBμV/m)	Factor (dB/m)	Type
1	*	2387.840	66.081	35.088	-7.919	74.000	30.993	PK
2		2390.000	63.985	32.993	-10.015	74.000	30.992	PK
3		2407.328	114.506	83.536	N/A	N/A	30.970	PK

Note 1: " * ", means this data is the worst emission level.

Note 2: Measure Level (dBμV/m) = Reading Level (dBμV) + Factor (dB/m).

Note 3: Factor (dB/m) = Cable Loss (dB) + Antenna Factor (dB/m).

Site: WZ-AC1	Test Date: 2022-11-19
Limit: FCC_2.4G_RE(3m)	Engineer: Carl Jiang
Probe: BBHA9120D_1167_1-18GHz	Polarity: Horizontal
EUT: WiFi 6 (802.11ax) 4×4 MU-MIMO Dual Band Module	Power: Powered by Test Jig
Test Mode: Transmit by 802.11ax-HE20 at 2412MHz	

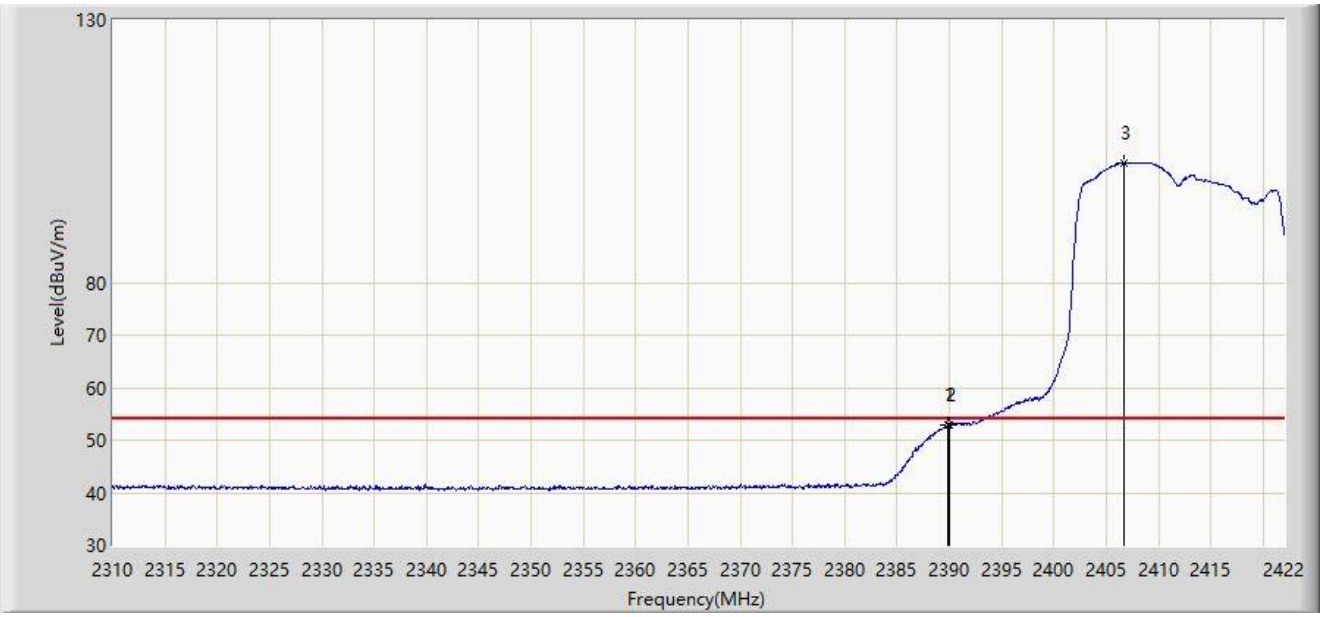

No	Mark	Frequency (MHz)	Measure Level (dBμV/m)	Reading Level (dBμV)	Margin (dB)	Limit (dBμV/m)	Factor (dB/m)	Type
1	*	2389.912	53.023	22.031	-0.977	54.000	30.992	AV
2		2390.000	52.827	21.835	-1.173	54.000	30.992	AV
3		2406.768	102.837	71.865	N/A	N/A	30.972	AV

Note 1: " * ", means this data is the worst emission level.

Note 2: Measure Level (dBμV/m) = Reading Level (dBμV) + Factor (dB/m).

Note 3: Factor (dB/m) = Cable Loss (dB) + Antenna Factor (dB/m).

Site: WZ-AC1	Test Date: 2022-11-19
Limit: FCC_2.4G_RE(3m)	Engineer: Carl Jiang
Probe: BBHA9120D_1167_1-18GHz	Polarity: Vertical
EUT: WiFi 6 (802.11ax) 4×4 MU-MIMO Dual Band Module	Power: Powered by Test Jig
Test Mode: Transmit by 802.11ax-HE20 at 2412MHz	

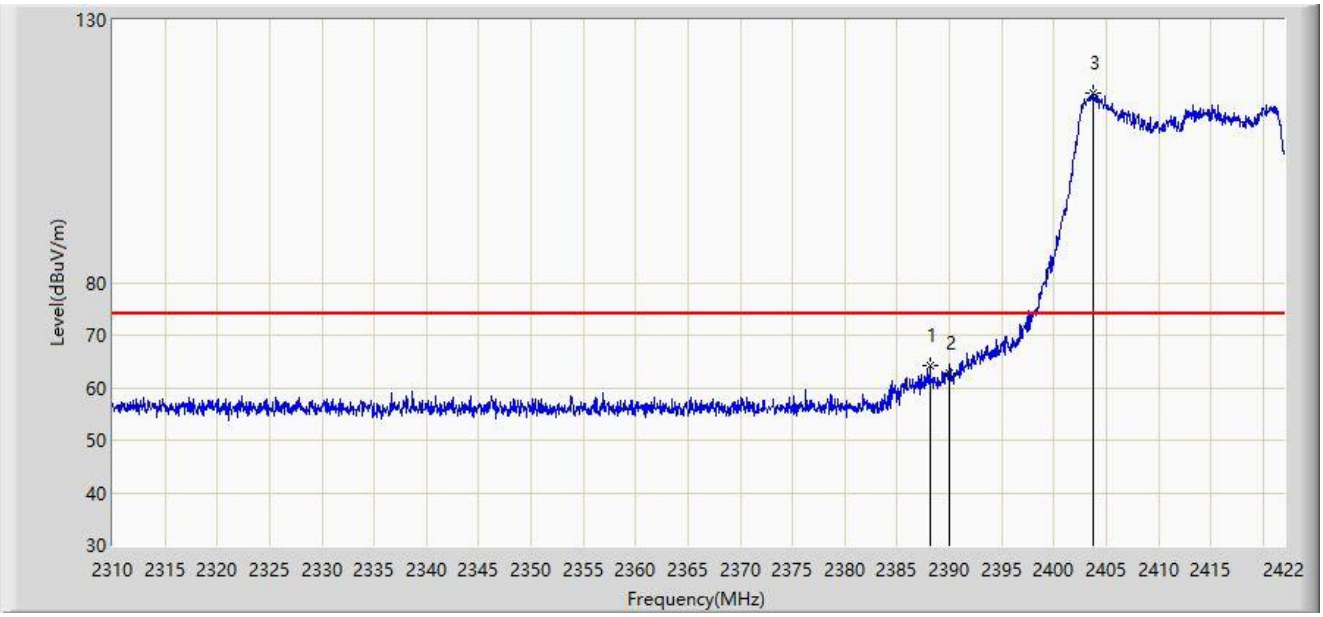

No	Mark	Frequency (MHz)	Measure Level (dBμV/m)	Reading Level (dBμV)	Margin (dB)	Limit (dBμV/m)	Factor (dB/m)	Type
1	*	2388.120	64.287	33.294	-9.713	74.000	30.993	PK
2		2390.000	62.842	31.850	-11.158	74.000	30.992	PK
3		2403.744	116.108	85.125	N/A	N/A	30.983	PK

Note 1: " * ", means this data is the worst emission level.

Note 2: Measure Level (dBμV/m) = Reading Level (dBμV) + Factor (dB/m).

Note 3: Factor (dB/m) = Cable Loss (dB) + Antenna Factor (dB/m).

Site: WZ-AC1	Test Date: 2022-11-19
Limit: FCC_2.4G_RE(3m)	Engineer: Carl Jiang
Probe: BBHA9120D_1167_1-18GHz	Polarity: Vertical
EUT: WiFi 6 (802.11ax) 4×4 MU-MIMO Dual Band Module	Power: Powered by Test Jig
Test Mode: Transmit by 802.11ax-HE20 at 2412MHz	

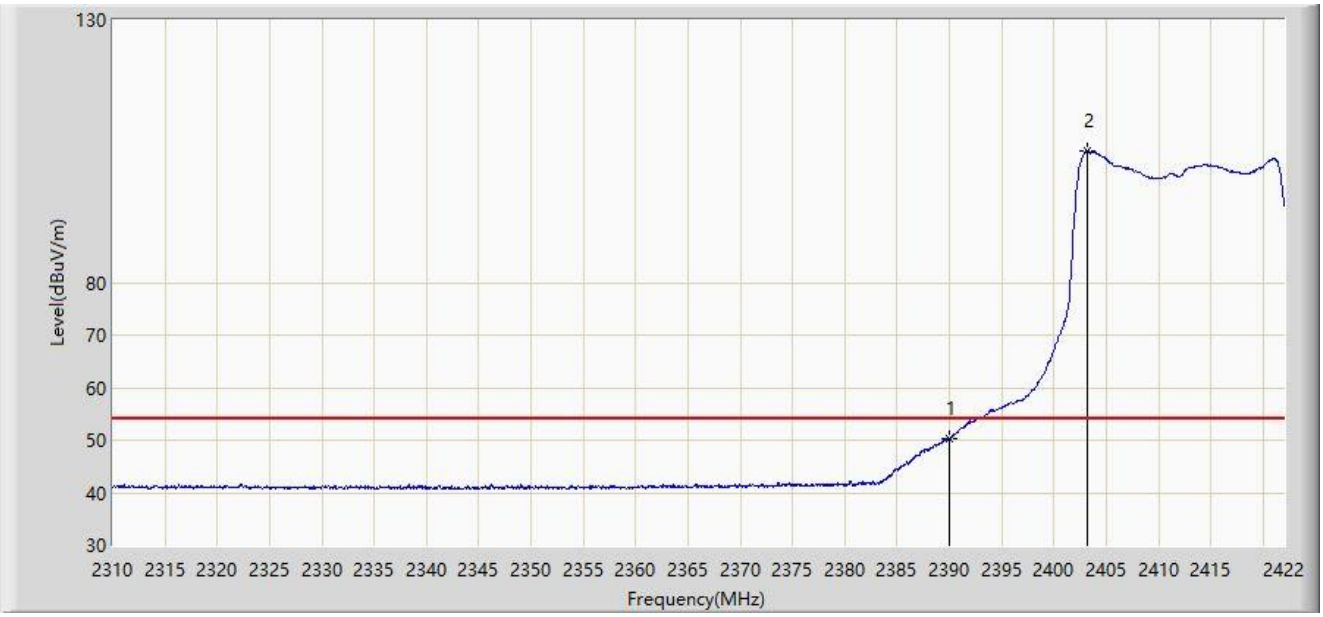

No	Mark	Frequency (MHz)	Measure Level (dBμV/m)	Reading Level (dBμV)	Margin (dB)	Limit (dBμV/m)	Factor (dB/m)	Type
1	*	2390.000	50.300	19.308	-3.700	54.000	30.992	AV
2		2403.240	105.016	74.031	N/A	N/A	30.984	AV

Note 1: " * ", means this data is the worst emission level.

Note 2: Measure Level (dBμV/m) = Reading Level (dBμV) + Factor (dB/m).

Note 3: Factor (dB/m) = Cable Loss (dB) + Antenna Factor (dB/m).

Site: WZ-AC1	Test Date: 2022-12-01
Limit: FCC_2.4G_RE(3m)	Engineer: Carl Jiang
Probe: BBHA9120D_1167_1-18GHz	Polarity: Horizontal
EUT: WiFi 6 (802.11ax) 4×4 MU-MIMO Dual Band Module	Power: Powered by Test Jig
Test Mode: Transmit by 802.11ax-HE20 at 2417MHz	

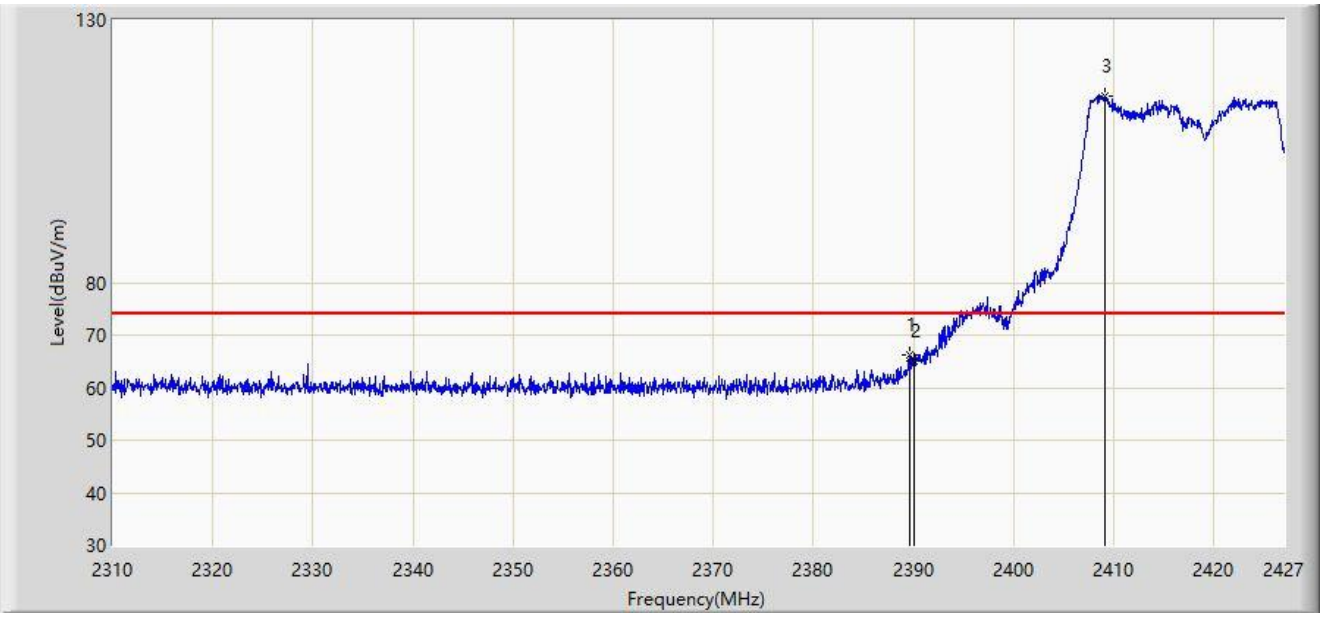

No	Mark	Frequency (MHz)	Measure Level (dBμV/m)	Reading Level (dBμV)	Margin (dB)	Limit (dBμV/m)	Factor (dB/m)	Type
1	*	2389.618	66.336	35.344	-7.664	74.000	30.992	PK
2		2390.000	64.970	33.978	-9.030	74.000	30.992	PK
3		2409.157	115.613	84.649	N/A	N/A	30.963	PK

Note 1: " * ", means this data is the worst emission level.

Note 2: Measure Level (dBμV/m) = Reading Level (dBμV) + Factor (dB/m).

Note 3: Factor (dB/m) = Cable Loss (dB) + Antenna Factor (dB/m).

Site: WZ-AC1	Test Date: 2022-12-01
Limit: FCC_2.4G_RE(3m)	Engineer: Carl Jiang
Probe: BBHA9120D_1167_1-18GHz	Polarity: Horizontal
EUT: WiFi 6 (802.11ax) 4×4 MU-MIMO Dual Band Module	Power: Powered by Test Jig
Test Mode: Transmit by 802.11ax-HE20 at 2417MHz	

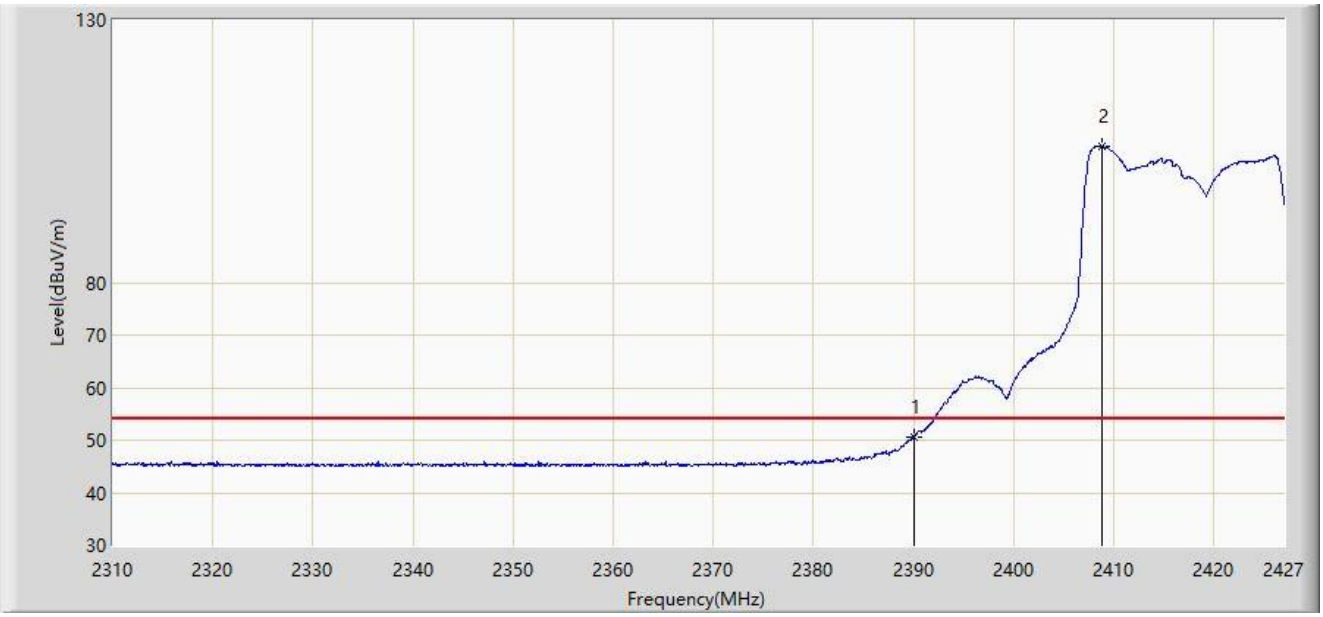

No	Mark	Frequency (MHz)	Measure Level (dBμV/m)	Reading Level (dBμV)	Margin (dB)	Limit (dBμV/m)	Factor (dB/m)	Type
1	*	2390.000	50.665	19.673	-3.335	54.000	30.992	AV
2		2408.806	105.898	74.933	N/A	N/A	30.965	AV

Note 1: " * ", means this data is the worst emission level.

Note 2: Measure Level (dBμV/m) = Reading Level (dBμV) + Factor (dB/m).

Note 3: Factor (dB/m) = Cable Loss (dB) + Antenna Factor (dB/m).

Site: WZ-AC1	Test Date: 2022-12-01
Limit: FCC_2.4G_RE(3m)	Engineer: Carl Jiang
Probe: BBHA9120D_1167_1-18GHz	Polarity: Vertical
EUT: WiFi 6 (802.11ax) 4×4 MU-MIMO Dual Band Module	Power: Powered by Test Jig
Test Mode: Transmit by 802.11ax-HE20 at 2417MHz	

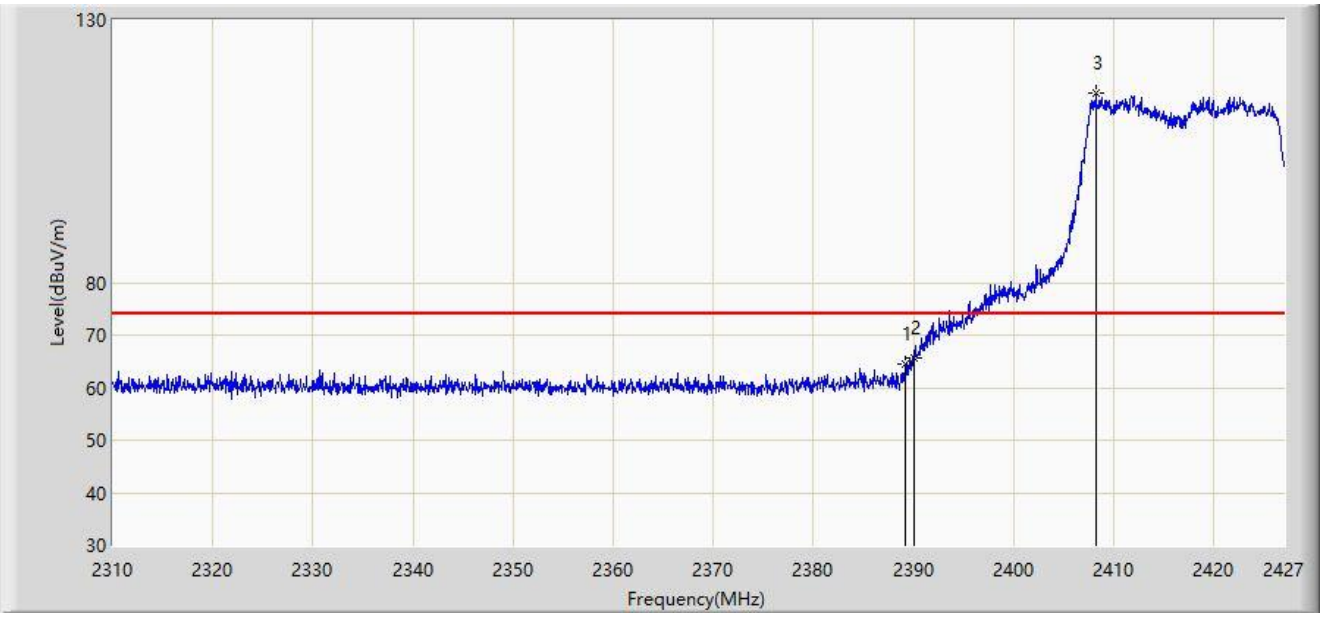

No	Mark	Frequency (MHz)	Measure Level (dBμV/m)	Reading Level (dBμV)	Margin (dB)	Limit (dBμV/m)	Factor (dB/m)	Type
1		2389.209	64.359	33.366	-9.641	74.000	30.992	PK
2	*	2390.000	65.602	34.610	-8.398	74.000	30.992	PK
3		2408.163	116.133	85.166	N/A	N/A	30.967	PK

Note 1: " * ", means this data is the worst emission level.

Note 2: Measure Level (dBμV/m) = Reading Level (dBμV) + Factor (dB/m).

Note 3: Factor (dB/m) = Cable Loss (dB) + Antenna Factor (dB/m).

Site: WZ-AC1	Test Date: 2022-12-01
Limit: FCC_2.4G_RE(3m)	Engineer: Carl Jiang
Probe: BBHA9120D_1167_1-18GHz	Polarity: Vertical
EUT: WiFi 6 (802.11ax) 4×4 MU-MIMO Dual Band Module	Power: Powered by Test Jig
Test Mode: Transmit by 802.11ax-HE20 at 2417MHz	

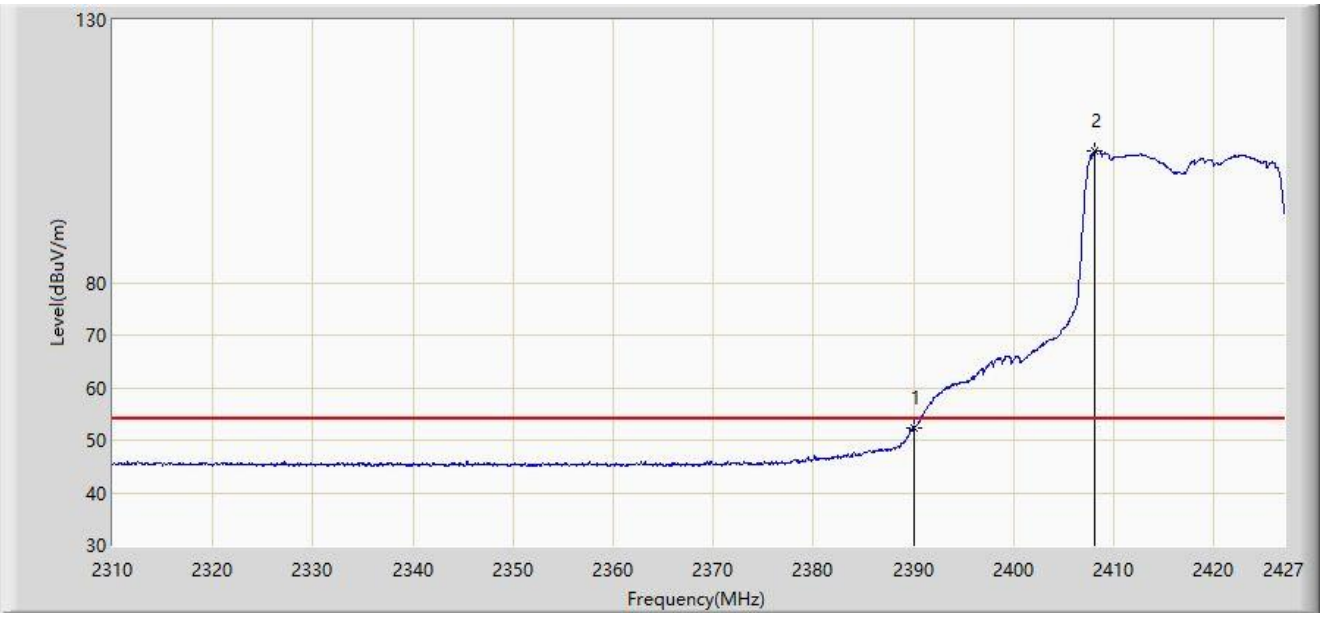

No	Mark	Frequency (MHz)	Measure Level (dBμV/m)	Reading Level (dBμV)	Margin (dB)	Limit (dBμV/m)	Factor (dB/m)	Type
1	*	2390.000	52.369	21.377	-1.631	54.000	30.992	AV
2		2408.046	105.010	74.043	N/A	N/A	30.967	AV

Note 1: " * ", means this data is the worst emission level.

Note 2: Measure Level (dBμV/m) = Reading Level (dBμV) + Factor (dB/m).

Note 3: Factor (dB/m) = Cable Loss (dB) + Antenna Factor (dB/m).

Site: WZ-AC1	Test Date: 2022-12-01
Limit: FCC_2.4G_RE(3m)	Engineer: Carl Jiang
Probe: BBHA9120D_1167_1-18GHz	Polarity: Horizontal
EUT: WiFi 6 (802.11ax) 4×4 MU-MIMO Dual Band Module	Power: Powered by Test Jig
Test Mode: Transmit by 802.11ax-HE20 at 2422MHz	

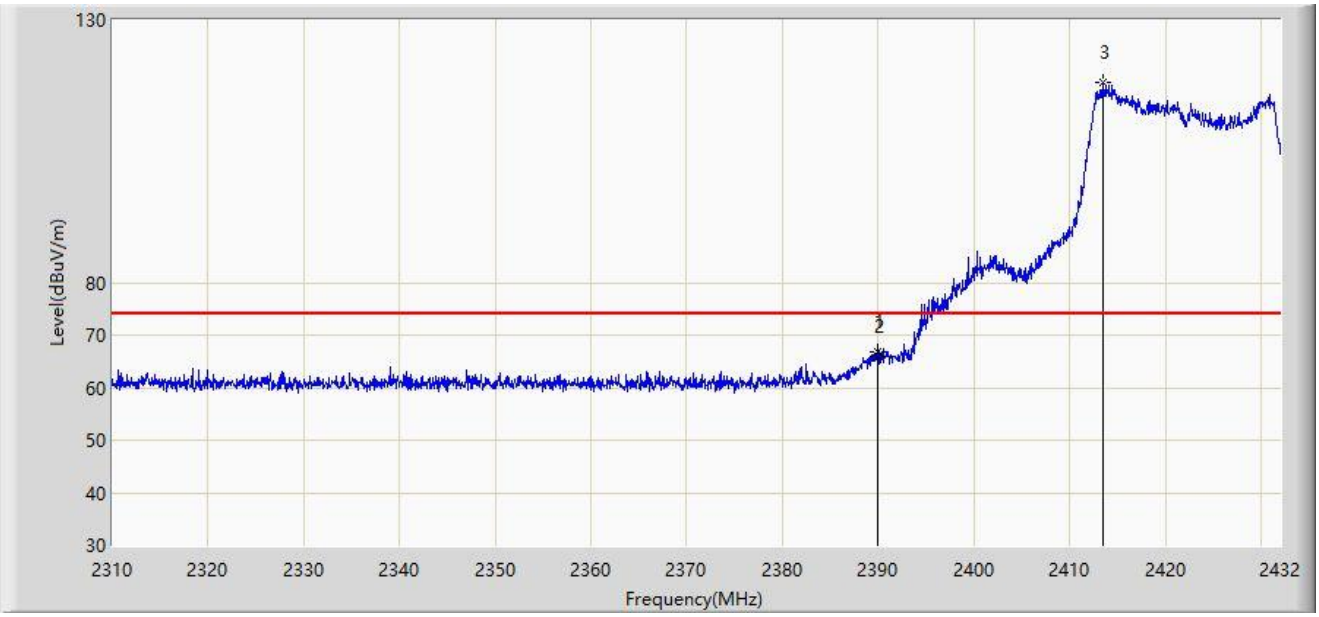

No	Mark	Frequency (MHz)	Measure Level (dBμV/m)	Reading Level (dBμV)	Margin (dB)	Limit (dBμV/m)	Factor (dB/m)	Type
1	*	2389.971	66.864	35.872	-7.136	74.000	30.992	PK
2		2390.000	66.012	35.020	-7.988	74.000	30.992	PK
3		2413.517	118.204	87.254	N/A	N/A	30.950	PK

Note 1: " * ", means this data is the worst emission level.

Note 2: Measure Level (dBμV/m) = Reading Level (dBμV) + Factor (dB/m).

Note 3: Factor (dB/m) = Cable Loss (dB) + Antenna Factor (dB/m).

Site: WZ-AC1	Test Date: 2022-12-01
Limit: FCC_2.4G_RE(3m)	Engineer: Carl Jiang
Probe: BBHA9120D_1167_1-18GHz	Polarity: Horizontal
EUT: WiFi 6 (802.11ax) 4×4 MU-MIMO Dual Band Module	Power: Powered by Test Jig
Test Mode: Transmit by 802.11ax-HE20 at 2422MHz	

No	Mark	Frequency (MHz)	Measure Level (dBμV/m)	Reading Level (dBμV)	Margin (dB)	Limit (dBμV/m)	Factor (dB/m)	Type
1	*	2390.000	52.181	21.189	-1.819	54.000	30.992	AV
2		2413.883	107.087	76.138	N/A	N/A	30.950	AV

Note 1: " * ", means this data is the worst emission level.

Note 2: Measure Level (dBμV/m) = Reading Level (dBμV) + Factor (dB/m).

Note 3: Factor (dB/m) = Cable Loss (dB) + Antenna Factor (dB/m).

Site: WZ-AC1	Test Date: 2022-12-01
Limit: FCC_2.4G_RE(3m)	Engineer: Carl Jiang
Probe: BBHA9120D_1167_1-18GHz	Polarity: Vertical
EUT: WiFi 6 (802.11ax) 4×4 MU-MIMO Dual Band Module	Power: Powered by Test Jig
Test Mode: Transmit by 802.11ax-HE20 at 2422MHz	

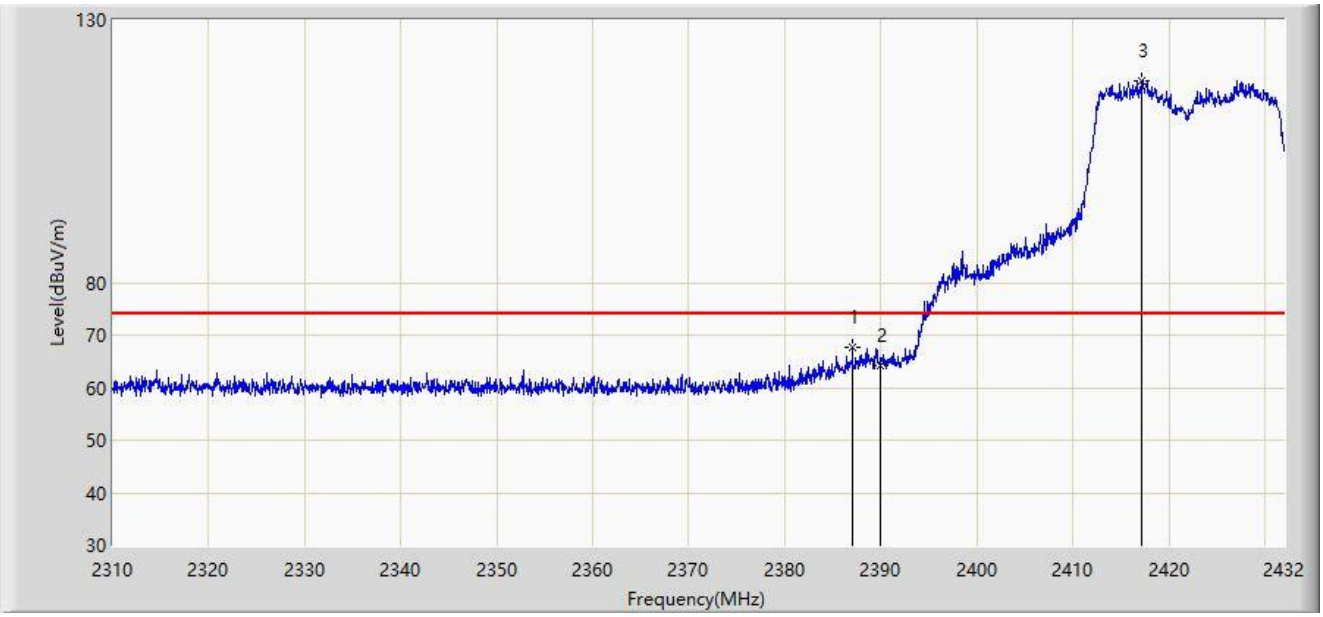

No	Mark	Frequency (MHz)	Measure Level (dBμV/m)	Reading Level (dBμV)	Margin (dB)	Limit (dBμV/m)	Factor (dB/m)	Type
1	*	2387.043	67.616	36.622	-6.384	74.000	30.994	PK
2		2390.000	64.090	33.098	-9.910	74.000	30.992	PK
3		2417.116	118.457	87.516	N/A	N/A	30.940	PK

Note 1: " * ", means this data is the worst emission level.

Note 2: Measure Level (dBμV/m) = Reading Level (dBμV) + Factor (dB/m).

Note 3: Factor (dB/m) = Cable Loss (dB) + Antenna Factor (dB/m).

Site: WZ-AC1	Test Date: 2022-12-01
Limit: FCC_2.4G_RE(3m)	Engineer: Carl Jiang
Probe: BBHA9120D_1167_1-18GHz	Polarity: Vertical
EUT: WiFi 6 (802.11ax) 4×4 MU-MIMO Dual Band Module	Power: Powered by Test Jig
Test Mode: Transmit by 802.11ax-HE20 at 2422MHz	

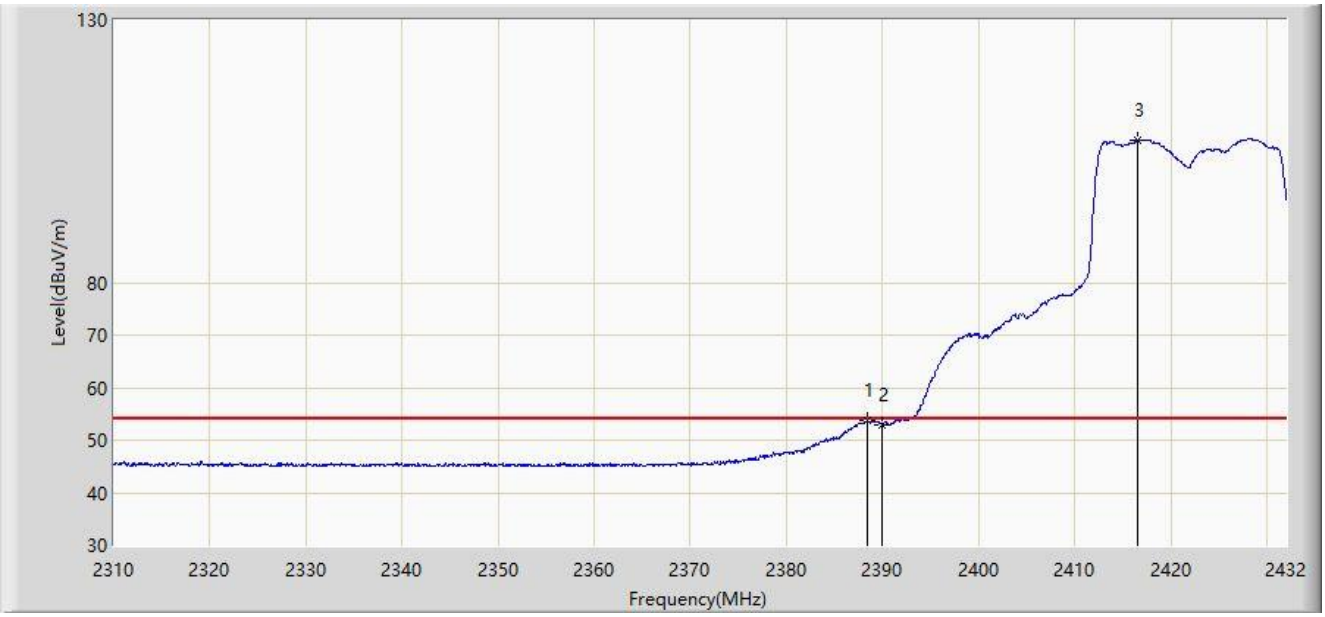

No	Mark	Frequency (MHz)	Measure Level (dBμV/m)	Reading Level (dBμV)	Margin (dB)	Limit (dBμV/m)	Factor (dB/m)	Type
1	*	2388.446	53.627	22.634	-0.373	54.000	30.993	AV
2		2390.000	53.040	22.048	-0.960	54.000	30.992	AV
3		2416.628	107.196	76.254	N/A	N/A	30.942	AV

Note 1: " * ", means this data is the worst emission level.

Note 2: Measure Level (dBμV/m) = Reading Level (dBμV) + Factor (dB/m).

Note 3: Factor (dB/m) = Cable Loss (dB) + Antenna Factor (dB/m).

Site: WZ-AC1	Test Date: 2022-12-01
Limit: FCC_2.4G_RE(3m)	Engineer: Carl Jiang
Probe: BBHA9120D_1167_1-18GHz	Polarity: Horizontal
EUT: WiFi 6 (802.11ax) 4×4 MU-MIMO Dual Band Module	Power: Powered by Test Jig
Test Mode: Transmit by 802.11ax-HE20 at 24227MHz	

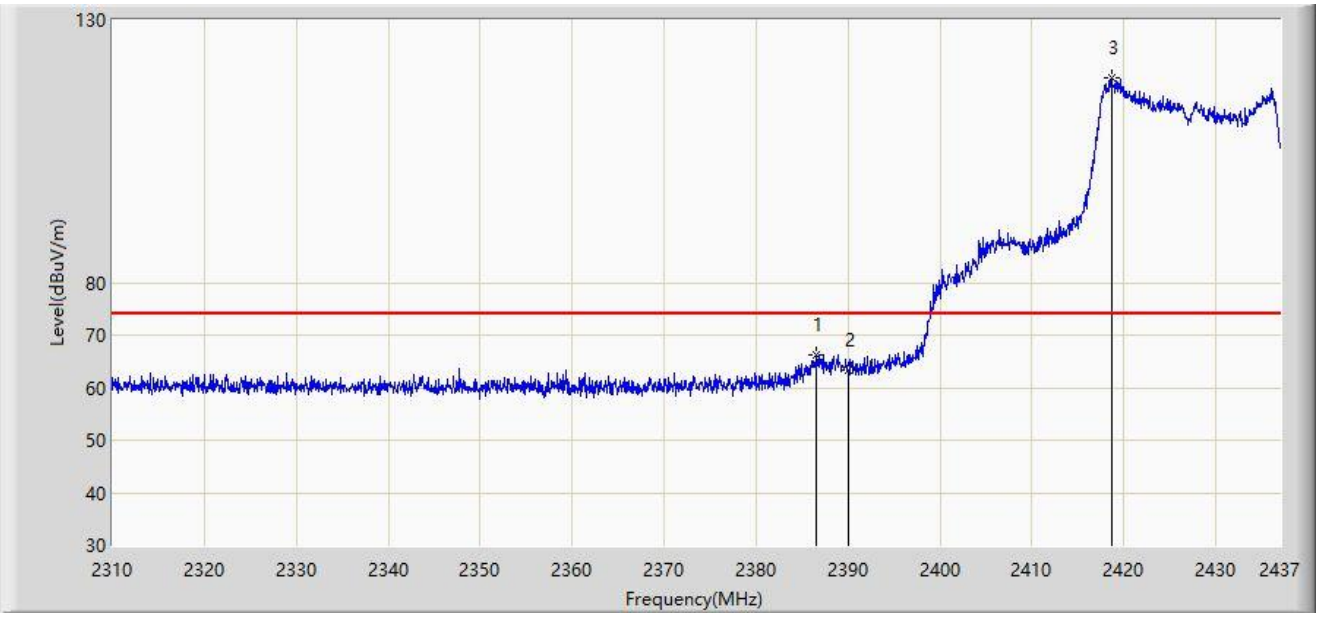

No	Mark	Frequency (MHz)	Measure Level (dBμV/m)	Reading Level (dBμV)	Margin (dB)	Limit (dBμV/m)	Factor (dB/m)	Type
1	*	2386.581	66.200	35.206	-7.800	74.000	30.993	PK
2		2390.000	63.447	32.455	-10.553	74.000	30.992	PK
3		2418.648	118.910	87.973	N/A	N/A	30.937	PK

Note 1: " * ", means this data is the worst emission level.

Note 2: Measure Level (dBμV/m) = Reading Level (dBμV) + Factor (dB/m).

Note 3: Factor (dB/m) = Cable Loss (dB) + Antenna Factor (dB/m).

Site: WZ-AC1	Test Date: 2022-12-01
Limit: FCC_2.4G_RE(3m)	Engineer: Carl Jiang
Probe: BBHA9120D_1167_1-18GHz	Polarity: Horizontal
EUT: WiFi 6 (802.11ax) 4×4 MU-MIMO Dual Band Module	Power: Powered by Test Jig
Test Mode: Transmit by 802.11ax-HE20 at 2427MHz	

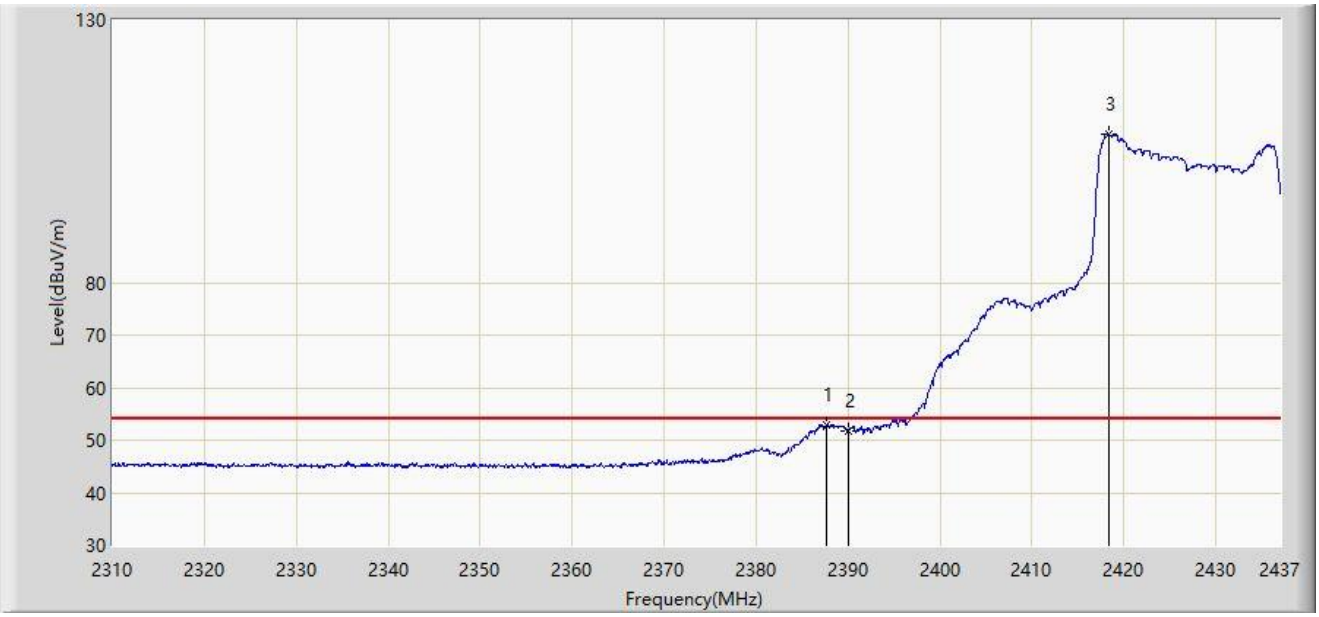

No	Mark	Frequency (MHz)	Measure Level (dBμV/m)	Reading Level (dBμV)	Margin (dB)	Limit (dBμV/m)	Factor (dB/m)	Type
1	*	2387.724	53.041	22.048	-0.959	54.000	30.993	AV
2		2390.000	51.678	20.686	-2.322	54.000	30.992	AV
3		2418.395	108.277	77.340	N/A	N/A	30.937	AV

Note 1: " * ", means this data is the worst emission level.

Note 2: Measure Level (dBμV/m) = Reading Level (dBμV) + Factor (dB/m).

Note 3: Factor (dB/m) = Cable Loss (dB) + Antenna Factor (dB/m).

Site: WZ-AC1	Test Date: 2022-12-01
Limit: FCC_2.4G_RE(3m)	Engineer: Carl Jiang
Probe: BBHA9120D_1167_1-18GHz	Polarity: Vertical
EUT: WiFi 6 (802.11ax) 4×4 MU-MIMO Dual Band Module	Power: Powered by Test Jig
Test Mode: Transmit by 802.11ax-HE20 at 2427MHz	

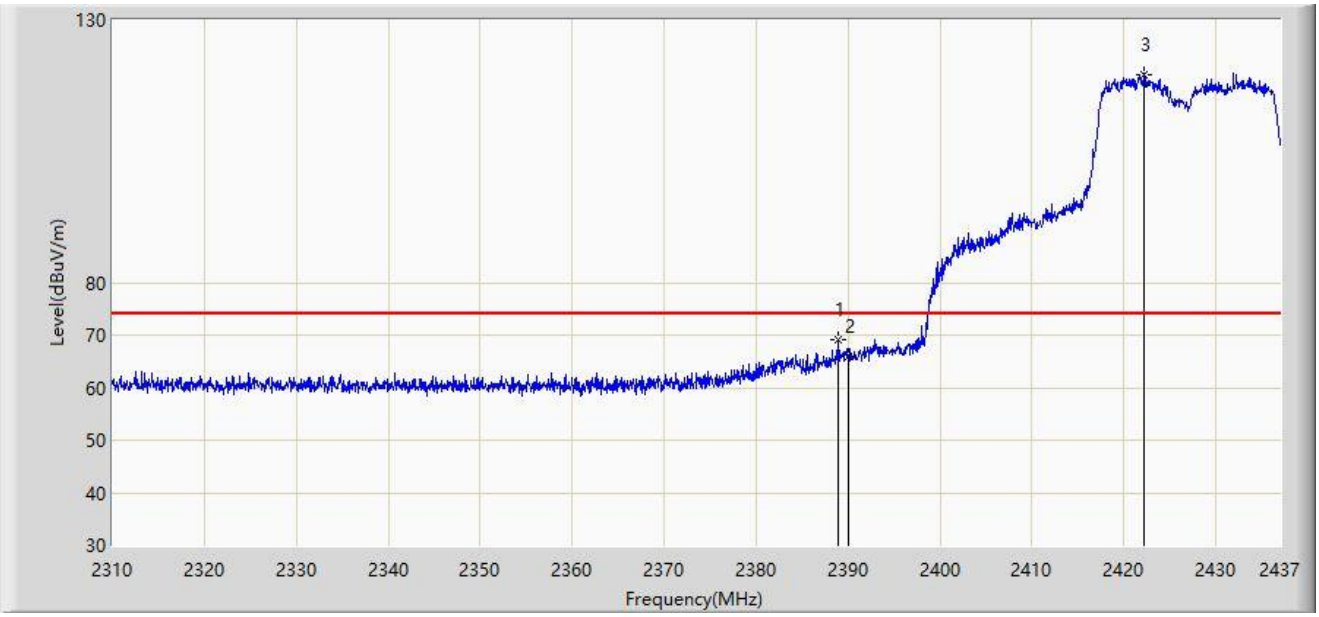

No	Mark	Frequency (MHz)	Measure Level (dBμV/m)	Reading Level (dBμV)	Margin (dB)	Limit (dBμV/m)	Factor (dB/m)	Type
1	*	2388.994	69.026	38.033	-4.974	74.000	30.993	PK
2		2390.000	65.953	34.961	-8.047	74.000	30.992	PK
3		2422.205	119.668	88.744	N/A	N/A	30.924	PK

Note 1: " * ", means this data is the worst emission level.

Note 2: Measure Level (dBμV/m) = Reading Level (dBμV) + Factor (dB/m).

Note 3: Factor (dB/m) = Cable Loss (dB) + Antenna Factor (dB/m).

Site: WZ-AC1	Test Date: 2022-12-01
Limit: FCC_2.4G_RE(3m)	Engineer: Carl Jiang
Probe: BBHA9120D_1167_1-18GHz	Polarity: Vertical
EUT: WiFi 6 (802.11ax) 4×4 MU-MIMO Dual Band Module	Power: Powered by Test Jig
Test Mode: Transmit by 802.11ax-HE20 at 2427MHz	

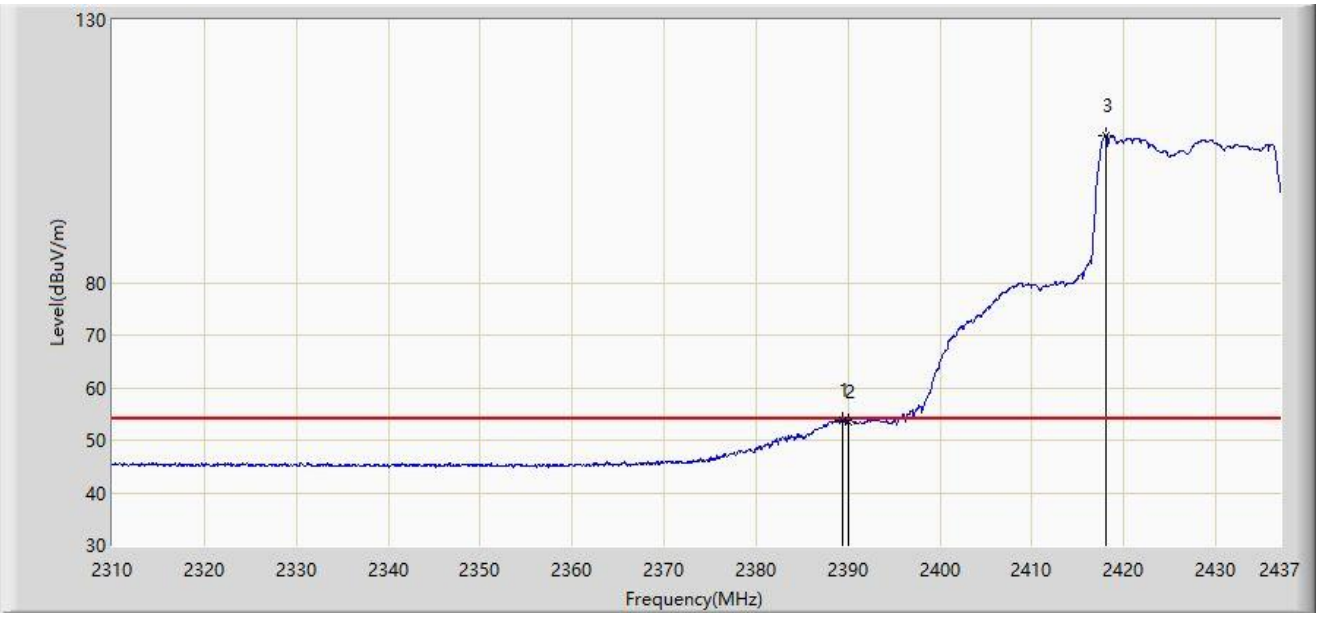

No	Mark	Frequency (MHz)	Measure Level (dBμV/m)	Reading Level (dBμV)	Margin (dB)	Limit (dBμV/m)	Factor (dB/m)	Type
1	*	2389.438	53.848	22.856	-0.152	54.000	30.993	AV
2		2390.000	53.618	22.626	-0.382	54.000	30.992	AV
3		2418.140	108.077	77.139	N/A	N/A	30.938	AV

Note 1: " * ", means this data is the worst emission level.

Note 2: Measure Level (dBμV/m) = Reading Level (dBμV) + Factor (dB/m).

Note 3: Factor (dB/m) = Cable Loss (dB) + Antenna Factor (dB/m).

Site: WZ-AC1	Test Date: 2022-12-01
Limit: FCC_2.4G_RE(3m)	Engineer: Carl Jiang
Probe: BBHA9120D_1167_1-18GHz	Polarity: Horizontal
EUT: WiFi 6 (802.11ax) 4×4 MU-MIMO Dual Band Module	Power: Powered by Test Jig
Test Mode: Transmit by 802.11ax-HE20 at 2437MHz	

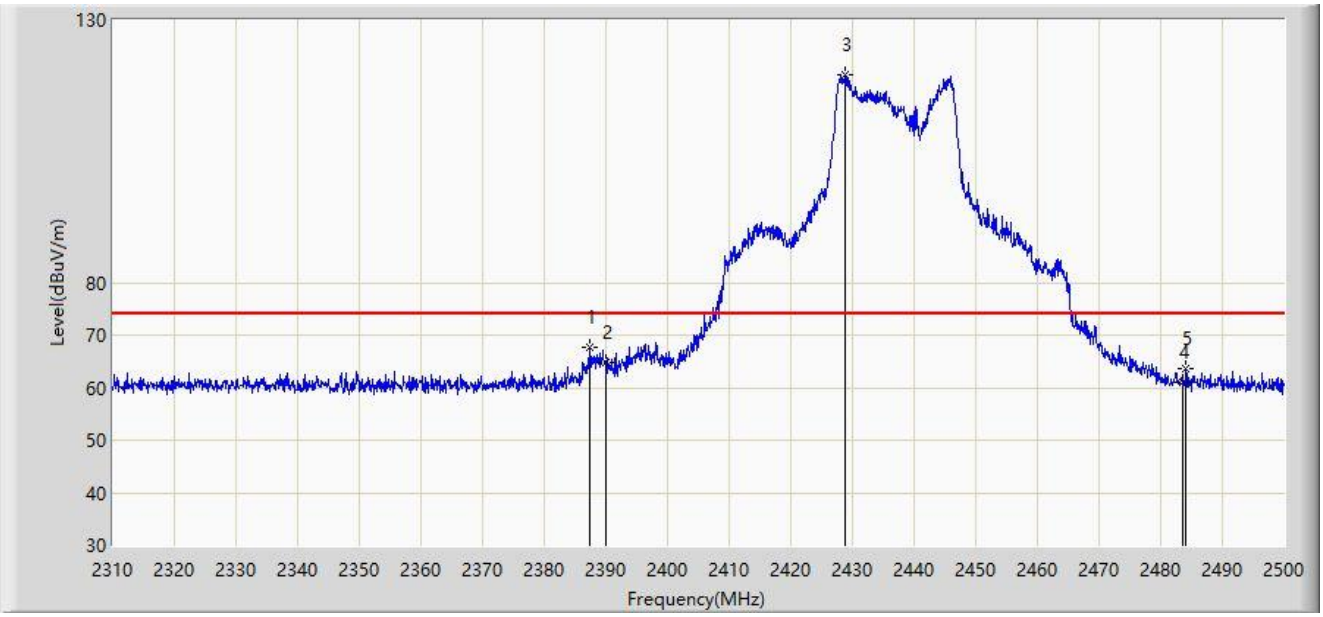

No	Mark	Frequency (MHz)	Measure Level (dBμV/m)	Reading Level (dBμV)	Margin (dB)	Limit (dBμV/m)	Factor (dB/m)	Type
1	*	2387.330	67.652	36.659	-6.348	74.000	30.993	PK
2		2390.000	64.789	33.797	-9.211	74.000	30.992	PK
3		2428.750	119.473	88.576	N/A	N/A	30.896	PK
4		2483.500	61.035	30.144	-12.965	74.000	30.892	PK
5		2484.135	63.565	32.675	-10.435	74.000	30.891	PK

Note 1: " * ", means this data is the worst emission level.

Note 2: Measure Level (dBμV/m) = Reading Level (dBμV) + Factor (dB/m).

Note 3: Factor (dB/m) = Cable Loss (dB) + Antenna Factor (dB/m).

Site: WZ-AC1	Test Date: 2022-12-01
Limit: FCC_2.4G_RE(3m)	Engineer: Carl Jiang
Probe: BBHA9120D_1167_1-18GHz	Polarity: Horizontal
EUT: WiFi 6 (802.11ax) 4×4 MU-MIMO Dual Band Module	Power: Powered by Test Jig
Test Mode: Transmit by 802.11ax-HE20 at 2437MHz	

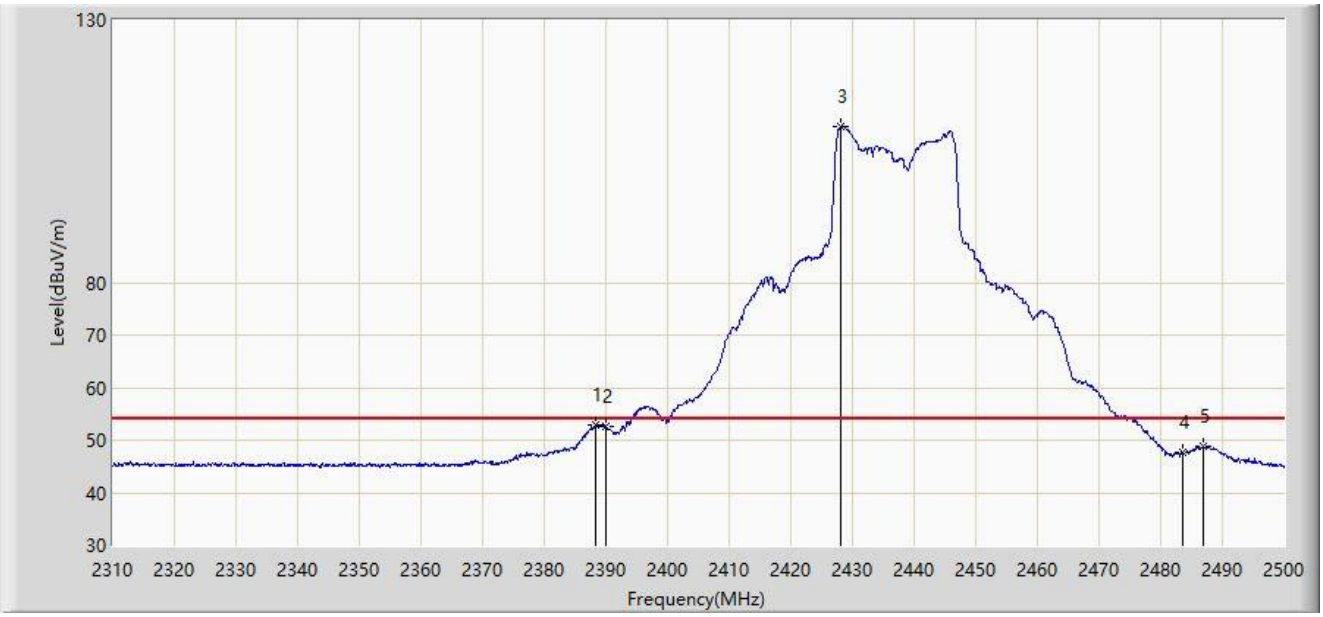

No	Mark	Frequency (MHz)	Measure Level (dBμV/m)	Reading Level (dBμV)	Margin (dB)	Limit (dBμV/m)	Factor (dB/m)	Type
1	*	2388.375	52.839	21.846	-1.161	54.000	30.993	AV
2		2390.000	52.678	21.686	-1.322	54.000	30.992	AV
3		2428.085	109.669	78.770	N/A	N/A	30.899	AV
4		2483.500	47.647	16.756	-6.353	54.000	30.892	AV
5		2486.985	48.773	17.887	-5.227	54.000	30.886	AV

Note 1: " * ", means this data is the worst emission level.

Note 2: Measure Level (dBμV/m) = Reading Level (dBμV) + Factor (dB/m).

Note 3: Factor (dB/m) = Cable Loss (dB) + Antenna Factor (dB/m).

Site: WZ-AC1	Test Date: 2022-12-01
Limit: FCC_2.4G_RE(3m)	Engineer: Carl Jiang
Probe: BBHA9120D_1167_1-18GHz	Polarity: Vertical
EUT: WiFi 6 (802.11ax) 4×4 MU-MIMO Dual Band Module	Power: Powered by Test Jig
Test Mode: Transmit by 802.11ax-HE20 at 2437MHz	

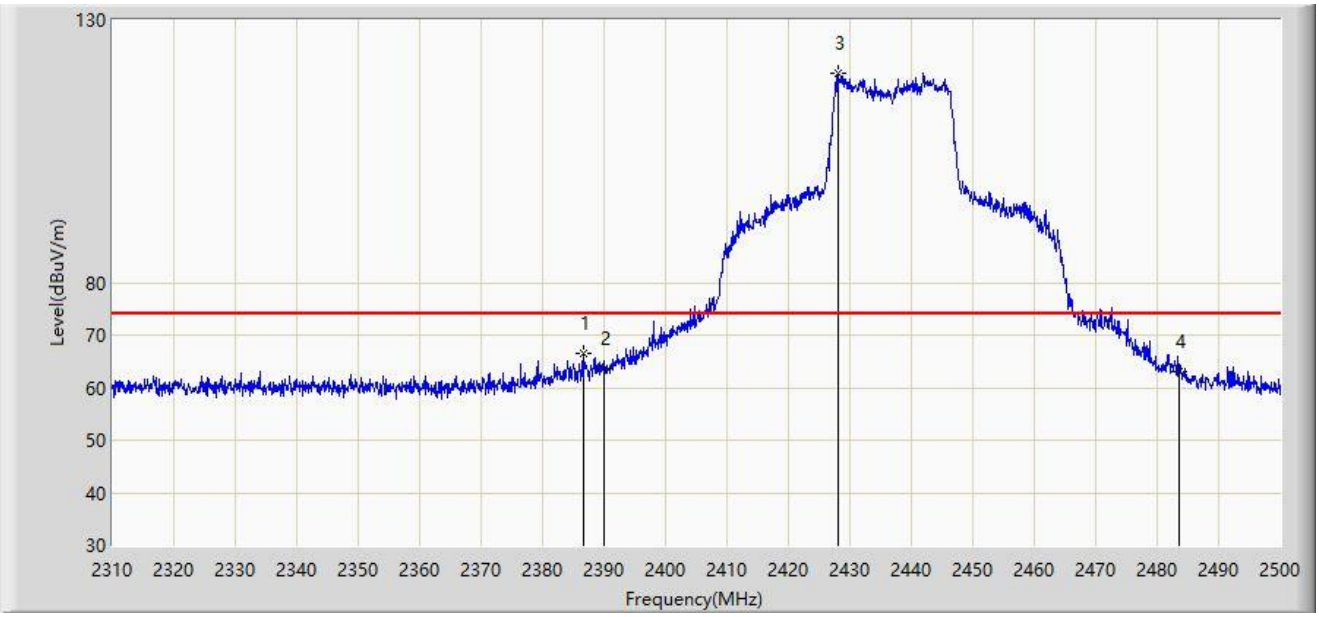

No	Mark	Frequency (MHz)	Measure Level (dBμV/m)	Reading Level (dBμV)	Margin (dB)	Limit (dBμV/m)	Factor (dB/m)	Type
1	*	2386.760	66.616	35.622	-7.384	74.000	30.994	PK
2		2390.000	63.690	32.698	-10.310	74.000	30.992	PK
3		2428.180	119.950	89.051	N/A	N/A	30.899	PK
4		2483.500	62.957	32.066	-11.043	74.000	30.892	PK

Note 1: " * ", means this data is the worst emission level.

Note 2: Measure Level (dBμV/m) = Reading Level (dBμV) + Factor (dB/m).

Note 3: Factor (dB/m) = Cable Loss (dB) + Antenna Factor (dB/m).

Site: WZ-AC1	Test Date: 2022-12-01
Limit: FCC_2.4G_RE(3m)	Engineer: Carl Jiang
Probe: BBHA9120D_1167_1-18GHz	Polarity: Vertical
EUT: WiFi 6 (802.11ax) 4×4 MU-MIMO Dual Band Module	Power: Powered by Test Jig
Test Mode: Transmit by 802.11ax-HE20 at 2437MHz	

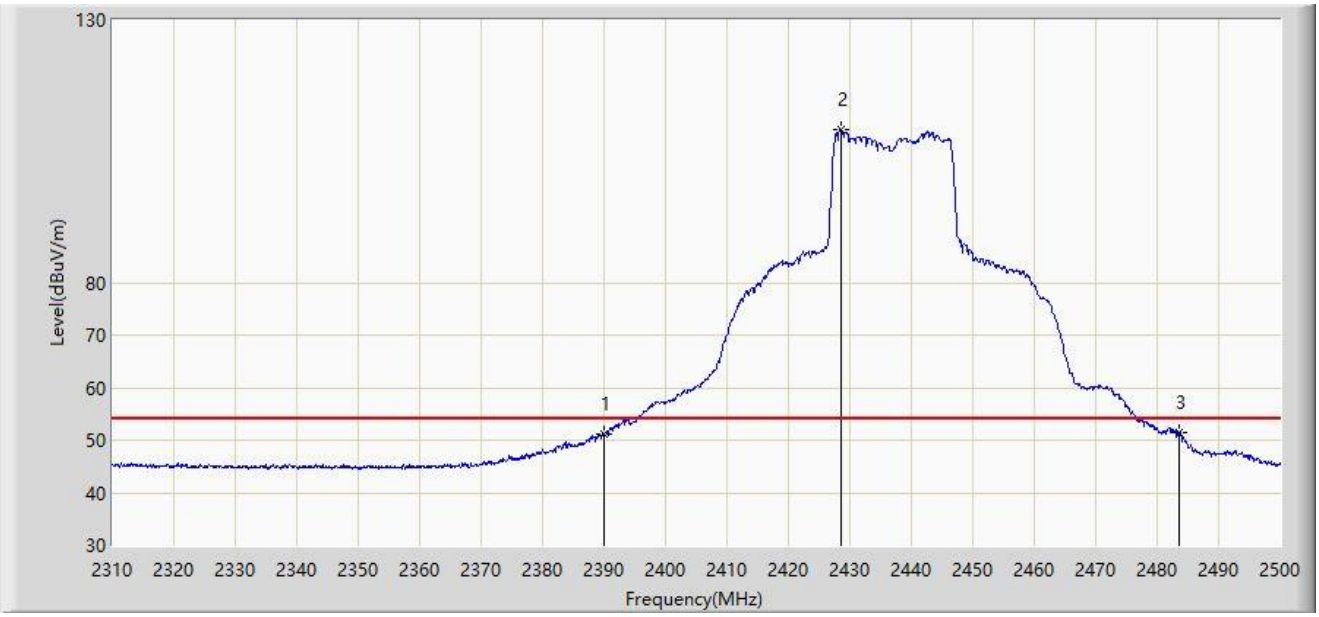

No	Mark	Frequency (MHz)	Measure Level (dBμV/m)	Reading Level (dBμV)	Margin (dB)	Limit (dBμV/m)	Factor (dB/m)	Type
1		2390.000	51.170	20.178	-2.830	54.000	30.992	AV
2		2428.655	109.027	78.130	N/A	N/A	30.897	AV
3	*	2483.500	51.548	20.657	-2.452	54.000	30.892	AV

Note 1: " * ", means this data is the worst emission level.

Note 2: Measure Level (dBμV/m) = Reading Level (dBμV) + Factor (dB/m).

Note 3: Factor (dB/m) = Cable Loss (dB) + Antenna Factor (dB/m).

Site: WZ-AC1	Test Date: 2022-12-01
Limit: FCC_2.4G_RE(3m)	Engineer: Carl Jiang
Probe: BBHA9120D_1167_1-18GHz	Polarity: Horizontal
EUT: WiFi 6 (802.11ax) 4×4 MU-MIMO Dual Band Module	Power: Powered by Test Jig
Test Mode: Transmit by 802.11ax-HE20 at 2447MHz	

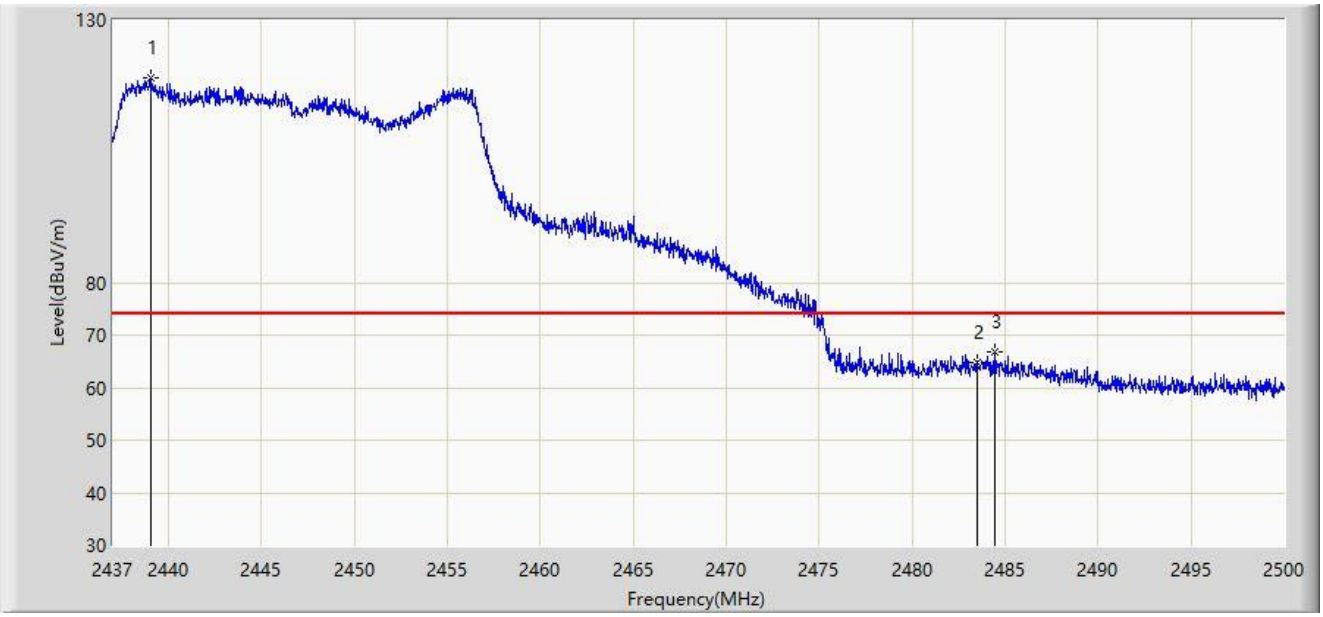

No	Mark	Frequency (MHz)	Measure Level (dBμV/m)	Reading Level (dBμV)	Margin (dB)	Limit (dBμV/m)	Factor (dB/m)	Type
1		2439.016	119.027	88.163	N/A	N/A	30.864	PK
2		2483.500	64.722	33.831	-9.278	74.000	30.892	PK
3	*	2484.439	66.779	35.889	-7.221	74.000	30.890	PK

Note 1: " * ", means this data is the worst emission level.

Note 2: Measure Level (dBμV/m) = Reading Level (dBμV) + Factor (dB/m).

Note 3: Factor (dB/m) = Cable Loss (dB) + Antenna Factor (dB/m).

Site: WZ-AC1	Test Date: 2022-12-01
Limit: FCC_2.4G_RE(3m)	Engineer: Carl Jiang
Probe: BBHA9120D_1167_1-18GHz	Polarity: Horizontal
EUT: WiFi 6 (802.11ax) 4×4 MU-MIMO Dual Band Module	Power: Powered by Test Jig
Test Mode: Transmit by 802.11ax-HE20 at 2447MHz	

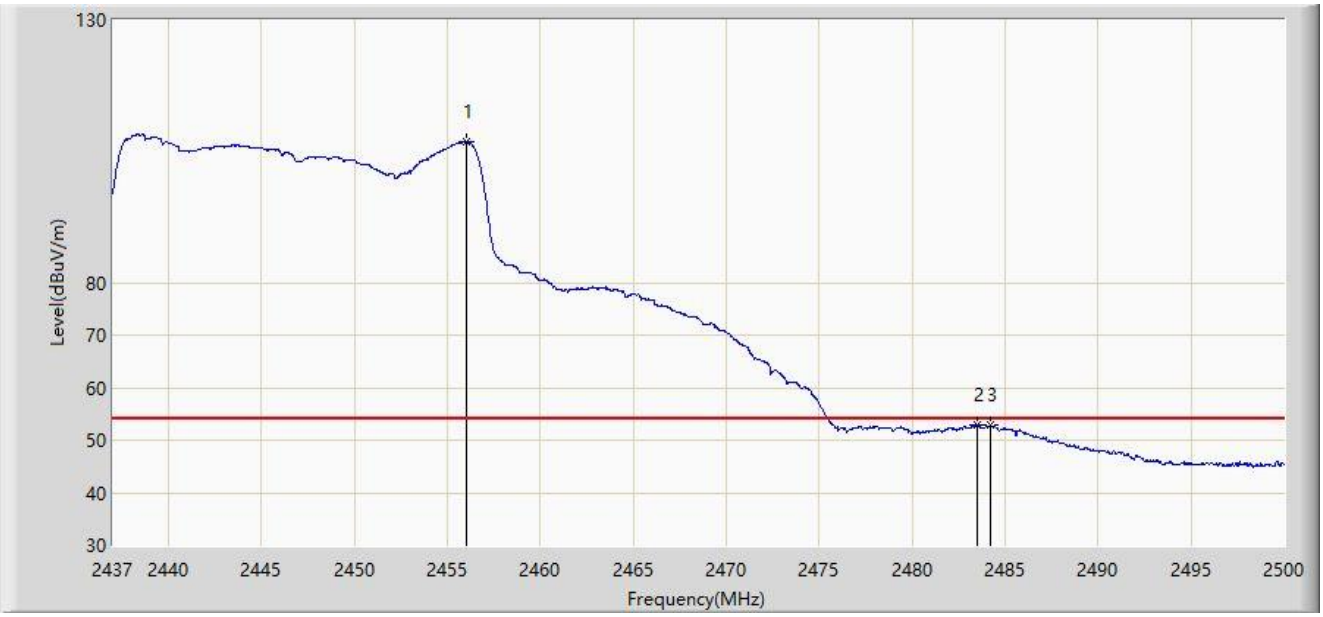

No	Mark	Frequency (MHz)	Measure Level (dBμV/m)	Reading Level (dBμV)	Margin (dB)	Limit (dBμV/m)	Factor (dB/m)	Type
1		2456.058	106.867	75.996	N/A	N/A	30.872	AV
2		2483.500	52.775	21.884	-1.225	54.000	30.892	AV
3	*	2484.187	52.795	21.905	-1.205	54.000	30.891	AV

Note 1: " * ", means this data is the worst emission level.

Note 2: Measure Level (dBμV/m) = Reading Level (dBμV) + Factor (dB/m).

Note 3: Factor (dB/m) = Cable Loss (dB) + Antenna Factor (dB/m).

Site: WZ-AC1	Test Date: 2022-12-01
Limit: FCC_2.4G_RE(3m)	Engineer: Carl Jiang
Probe: BBHA9120D_1167_1-18GHz	Polarity: Vertical
EUT: WiFi 6 (802.11ax) 4×4 MU-MIMO Dual Band Module	Power: Powered by Test Jig
Test Mode: Transmit by 802.11ax-HE20 at 2447MHz	

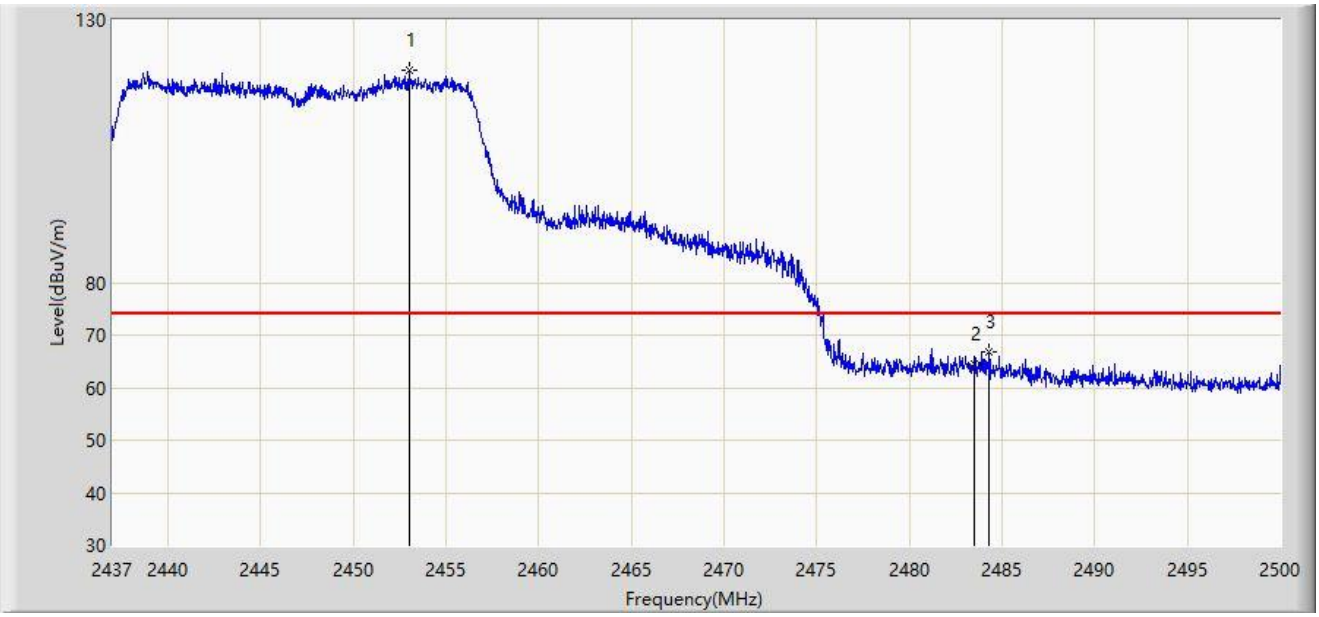

No	Mark	Frequency (MHz)	Measure Level (dBμV/m)	Reading Level (dBμV)	Margin (dB)	Limit (dBμV/m)	Factor (dB/m)	Type
1		2453.002	120.301	89.431	N/A	N/A	30.869	PK
2		2483.500	64.578	33.687	-9.422	74.000	30.892	PK
3	*	2484.313	66.671	35.781	-7.329	74.000	30.890	PK

Note 1: " * ", means this data is the worst emission level.

Note 2: Measure Level (dBμV/m) = Reading Level (dBμV) + Factor (dB/m).

Note 3: Factor (dB/m) = Cable Loss (dB) + Antenna Factor (dB/m).

Site: WZ-AC1	Test Date: 2022-12-01
Limit: FCC_2.4G_RE(3m)	Engineer: Carl Jiang
Probe: BBHA9120D_1167_1-18GHz	Polarity: Vertical
EUT: WiFi 6 (802.11ax) 4×4 MU-MIMO Dual Band Module	Power: Powered by Test Jig
Test Mode: Transmit by 802.11ax-HE20 at 2447MHz	

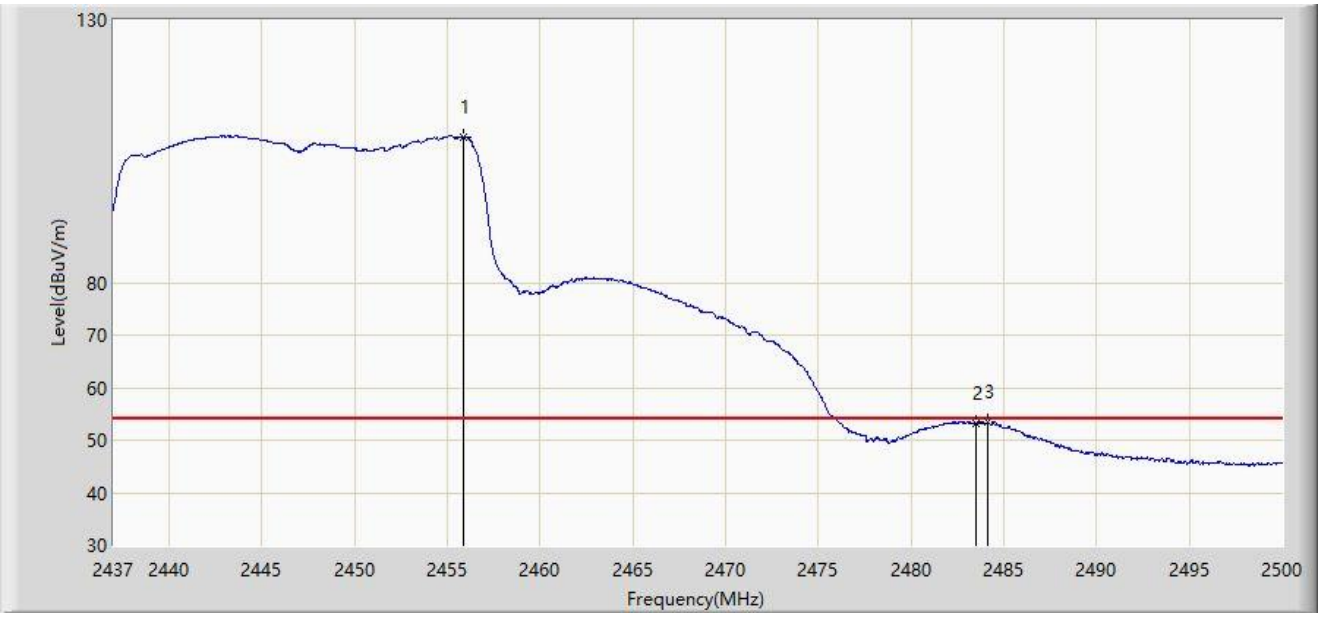

No	Mark	Frequency (MHz)	Measure Level (dBμV/m)	Reading Level (dBμV)	Margin (dB)	Limit (dBμV/m)	Factor (dB/m)	Type
1		2455.900	107.799	76.928	N/A	N/A	30.872	AV
2		2483.500	53.197	22.306	-0.803	54.000	30.892	AV
3	*	2484.124	53.423	22.533	-0.577	54.000	30.891	AV

Note 1: " * ", means this data is the worst emission level.

Note 2: Measure Level (dBμV/m) = Reading Level (dBμV) + Factor (dB/m).

Note 3: Factor (dB/m) = Cable Loss (dB) + Antenna Factor (dB/m).

Site: WZ-AC1	Test Date: 2022-12-01
Limit: FCC_2.4G_RE(3m)	Engineer: Carl Jiang
Probe: BBHA9120D_1167_1-18GHz	Polarity: Horizontal
EUT: WiFi 6 (802.11ax) 4×4 MU-MIMO Dual Band Module	Power: Powered by Test Jig
Test Mode: Transmit by 802.11ax-HE20 at 2452MHz	

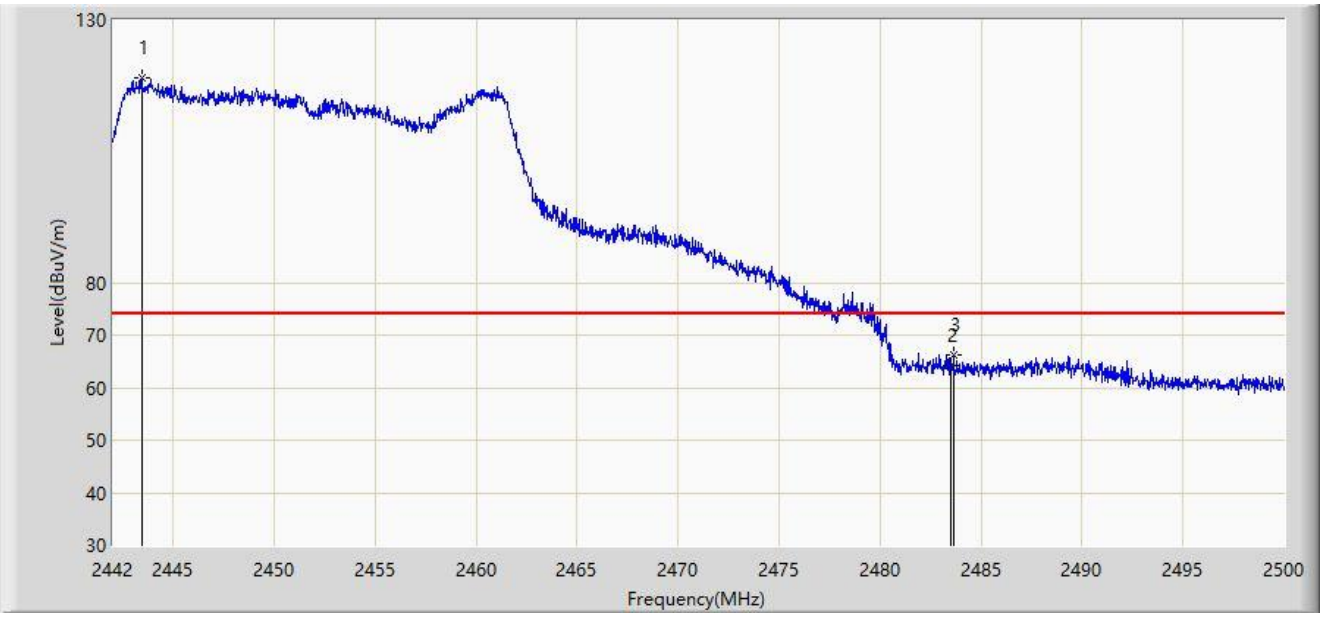

No	Mark	Frequency (MHz)	Measure Level (dBμV/m)	Reading Level (dBμV)	Margin (dB)	Limit (dBμV/m)	Factor (dB/m)	Type
1		2443.421	119.121	88.256	N/A	N/A	30.866	PK
2		2483.500	64.123	33.232	-9.877	74.000	30.892	PK
3	*	2483.644	66.106	35.215	-7.894	74.000	30.892	PK

Note 1: " * ", means this data is the worst emission level.

Note 2: Measure Level (dBμV/m) = Reading Level (dBμV) + Factor (dB/m).

Note 3: Factor (dB/m) = Cable Loss (dB) + Antenna Factor (dB/m).

Site: WZ-AC1	Test Date: 2022-12-01
Limit: FCC_2.4G_RE(3m)	Engineer: Carl Jiang
Probe: BBHA9120D_1167_1-18GHz	Polarity: Horizontal
EUT: WiFi 6 (802.11ax) 4×4 MU-MIMO Dual Band Module	Power: Powered by Test Jig
Test Mode: Transmit by 802.11ax-HE20 at 2452MHz	

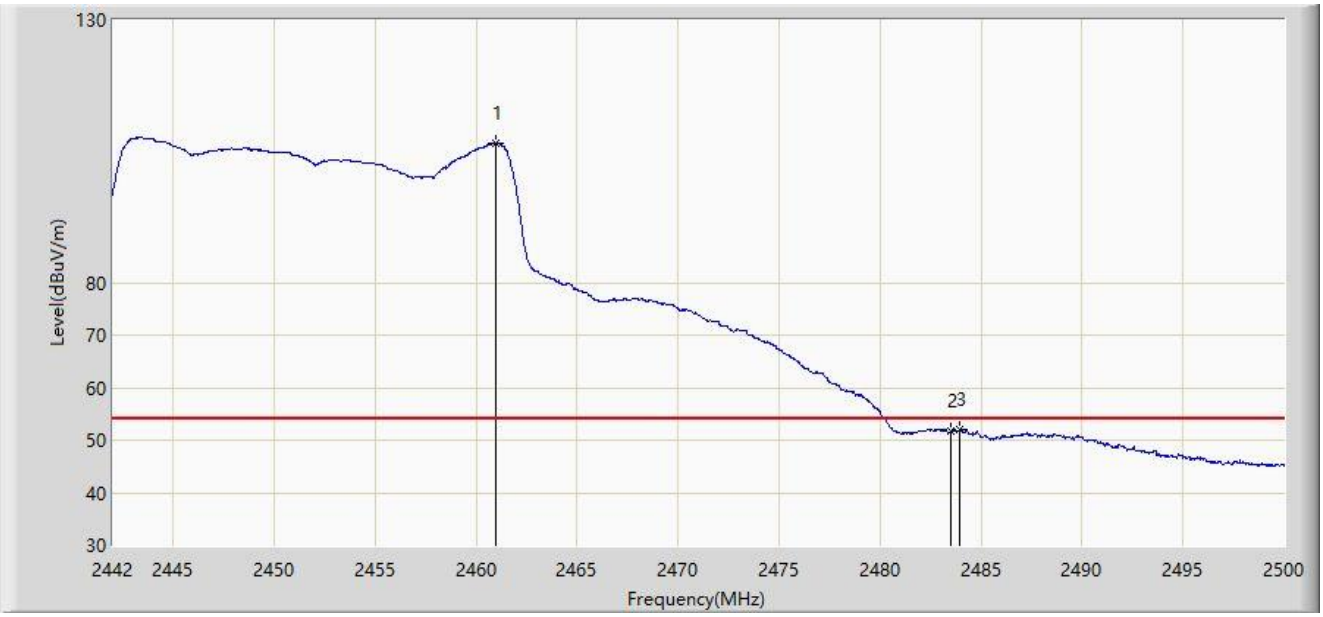

No	Mark	Frequency (MHz)	Measure Level (dBμV/m)	Reading Level (dBμV)	Margin (dB)	Limit (dBμV/m)	Factor (dB/m)	Type
1		2460.995	106.545	75.665	N/A	N/A	30.880	AV
2		2483.500	51.652	20.761	-2.348	54.000	30.892	AV
3	*	2483.963	51.983	21.092	-2.017	54.000	30.891	AV

Note 1: " * ", means this data is the worst emission level.

Note 2: Measure Level (dBμV/m) = Reading Level (dBμV) + Factor (dB/m).

Note 3: Factor (dB/m) = Cable Loss (dB) + Antenna Factor (dB/m).

Site: WZ-AC1	Test Date: 2022-12-01
Limit: FCC_2.4G_RE(3m)	Engineer: Carl Jiang
Probe: BBHA9120D_1167_1-18GHz	Polarity: Vertical
EUT: WiFi 6 (802.11ax) 4×4 MU-MIMO Dual Band Module	Power: Powered by Test Jig
Test Mode: Transmit by 802.11ax-HE20 at 2452MHz	

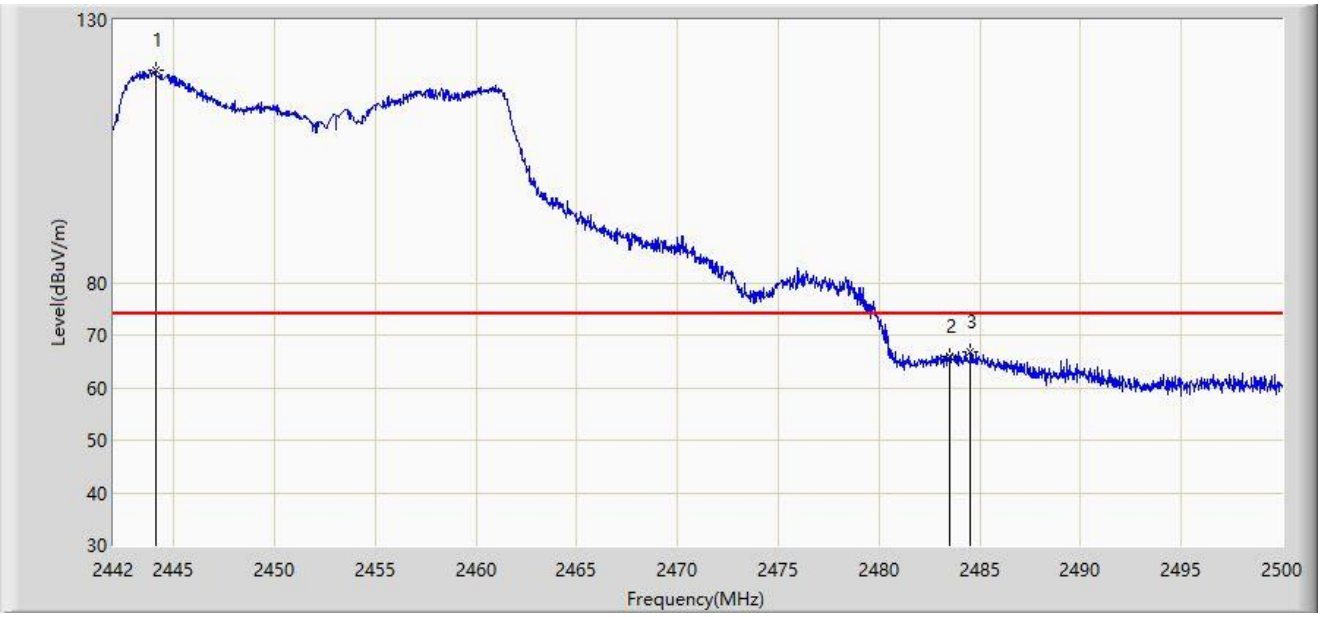

No	Mark	Frequency (MHz)	Measure Level (dBμV/m)	Reading Level (dBμV)	Margin (dB)	Limit (dBμV/m)	Factor (dB/m)	Type
1		2444.088	120.552	89.686	N/A	N/A	30.866	PK
2		2483.500	66.055	35.164	-7.945	74.000	30.892	PK
3	*	2484.543	66.889	35.999	-7.111	74.000	30.890	PK

Note 1: " * ", means this data is the worst emission level.

Note 2: Measure Level (dBμV/m) = Reading Level (dBμV) + Factor (dB/m).

Note 3: Factor (dB/m) = Cable Loss (dB) + Antenna Factor (dB/m).

Site: WZ-AC1	Test Date: 2022-12-01
Limit: FCC_2.4G_RE(3m)	Engineer: Carl Jiang
Probe: BBHA9120D_1167_1-18GHz	Polarity: Vertical
EUT: WiFi 6 (802.11ax) 4×4 MU-MIMO Dual Band Module	Power: Powered by Test Jig
Test Mode: Transmit by 802.11ax-HE20 at 2452MHz	

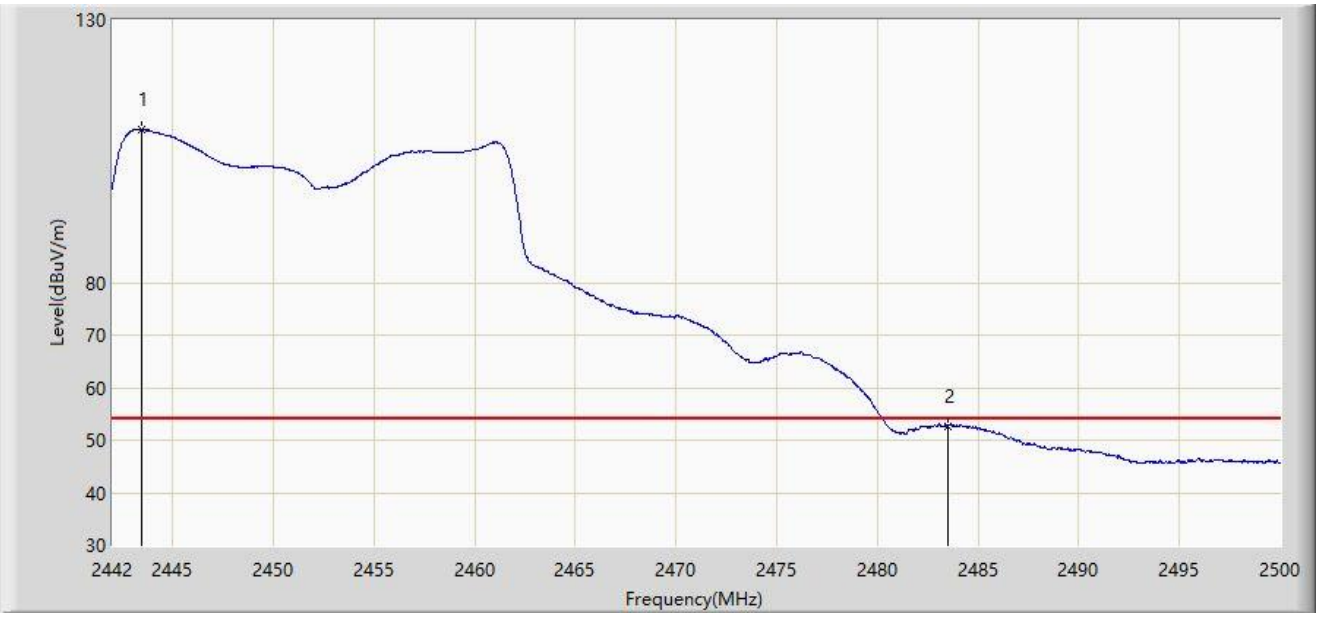

No	Mark	Frequency (MHz)	Measure Level (dBμV/m)	Reading Level (dBμV)	Margin (dB)	Limit (dBμV/m)	Factor (dB/m)	Type
1		2443.450	109.051	78.186	N/A	N/A	30.866	AV
2	*	2483.500	52.673	21.782	-1.327	54.000	30.892	AV

Note 1: " * ", means this data is the worst emission level.

Note 2: Measure Level (dBμV/m) = Reading Level (dBμV) + Factor (dB/m).

Note 3: Factor (dB/m) = Cable Loss (dB) + Antenna Factor (dB/m).

Site: WZ-AC1	Test Date: 2022-12-01
Limit: FCC_2.4G_RE(3m)	Engineer: Carl Jiang
Probe: BBHA9120D_1167_1-18GHz	Polarity: Horizontal
EUT: WiFi 6 (802.11ax) 4×4 MU-MIMO Dual Band Module	Power: Powered by Test Jig
Test Mode: Transmit by 802.11ax-HE20 at 2457MHz	

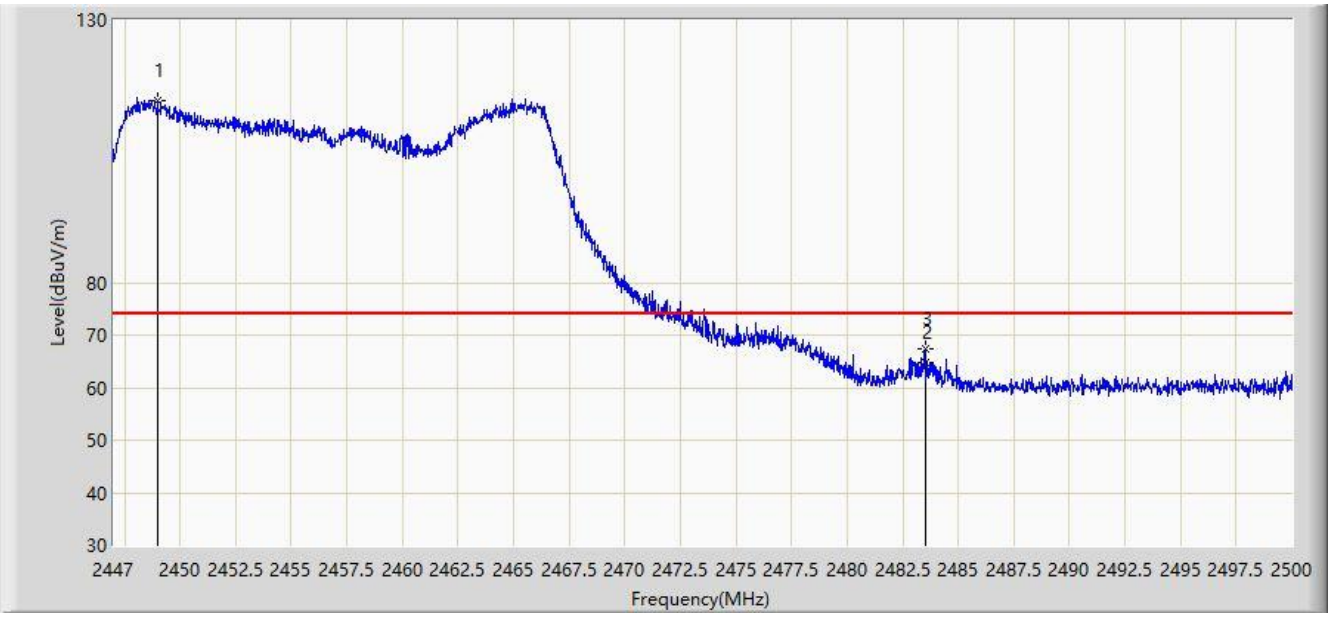

No	Mark	Frequency (MHz)	Measure Level (dBμV/m)	Reading Level (dBμV)	Margin (dB)	Limit (dBμV/m)	Factor (dB/m)	Type
1		2448.988	114.644	83.776	N/A	N/A	30.868	PK
2		2483.500	64.843	33.952	-9.157	74.000	30.892	PK
3	*	2483.543	67.439	36.548	-6.561	74.000	30.892	PK

Note 1: " * ", means this data is the worst emission level.

Note 2: Measure Level (dBμV/m) = Reading Level (dBμV) + Factor (dB/m).

Note 3: Factor (dB/m) = Cable Loss (dB) + Antenna Factor (dB/m).

Site: WZ-AC1	Test Date: 2022-12-01
Limit: FCC_2.4G_RE(3m)	Engineer: Carl Jiang
Probe: BBHA9120D_1167_1-18GHz	Polarity: Horizontal
EUT: WiFi 6 (802.11ax) 4×4 MU-MIMO Dual Band Module	Power: Powered by Test Jig
Test Mode: Transmit by 802.11ax-HE20 at 2457MHz	

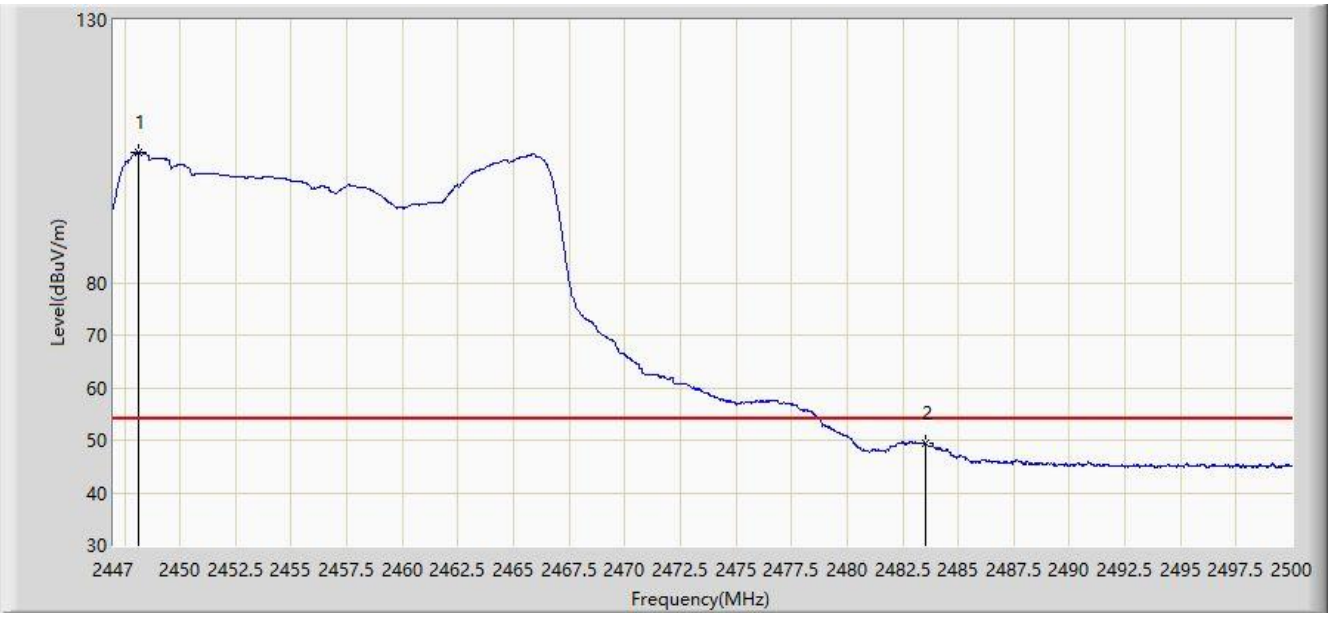

No	Mark	Frequency (MHz)	Measure Level (dBμV/m)	Reading Level (dBμV)	Margin (dB)	Limit (dBμV/m)	Factor (dB/m)	Type
1		2448.113	104.756	73.889	N/A	N/A	30.867	AV
2	*	2483.500	49.455	18.564	-4.545	54.000	30.892	AV

Note 1: " * ", means this data is the worst emission level.

Note 2: Measure Level (dBμV/m) = Reading Level (dBμV) + Factor (dB/m).

Note 3: Factor (dB/m) = Cable Loss (dB) + Antenna Factor (dB/m).

Site: WZ-AC1	Test Date: 2022-12-01
Limit: FCC_2.4G_RE(3m)	Engineer: Carl Jiang
Probe: BBHA9120D_1167_1-18GHz	Polarity: Vertical
EUT: WiFi 6 (802.11ax) 4×4 MU-MIMO Dual Band Module	Power: Powered by Test Jig
Test Mode: Transmit by 802.11ax-HE20 at 2457MHz	

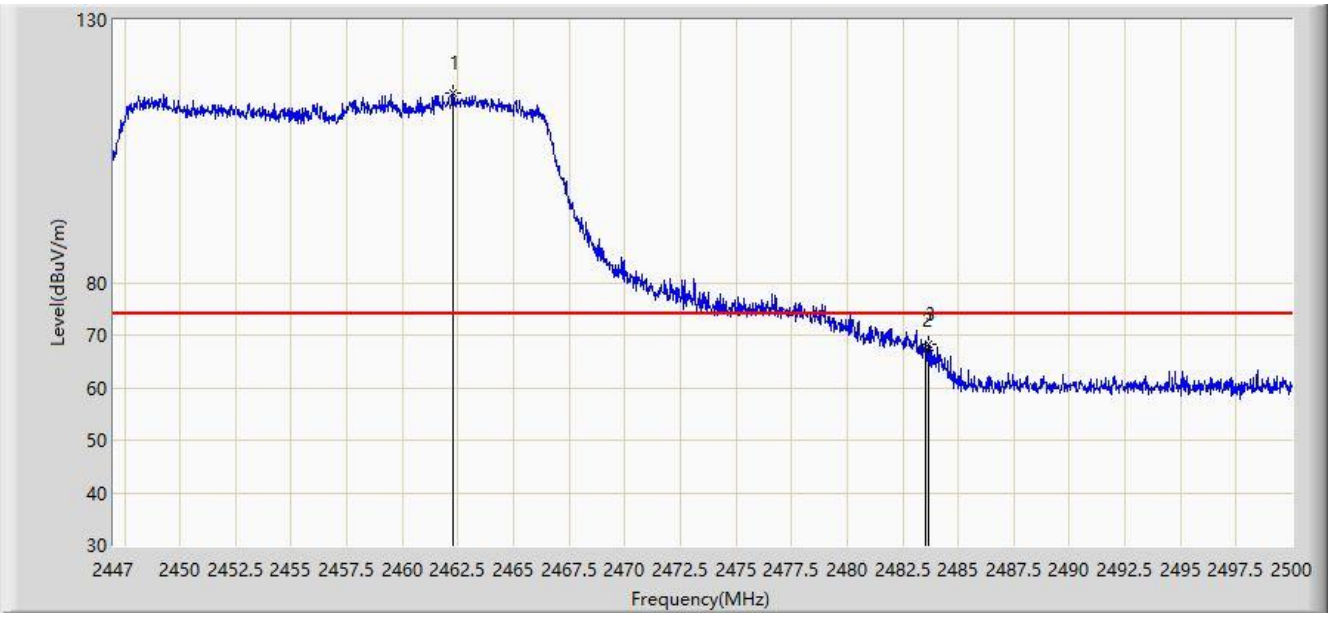

No	Mark	Frequency (MHz)	Measure Level (dBμV/m)	Reading Level (dBμV)	Margin (dB)	Limit (dBμV/m)	Factor (dB/m)	Type
1		2462.291	116.032	85.150	N/A	N/A	30.883	PK
2		2483.500	67.245	36.354	-6.755	74.000	30.892	PK
3	*	2483.649	68.398	37.507	-5.602	74.000	30.892	PK

Note 1: " * ", means this data is the worst emission level.

Note 2: Measure Level (dBμV/m) = Reading Level (dBμV) + Factor (dB/m).

Note 3: Factor (dB/m) = Cable Loss (dB) + Antenna Factor (dB/m).

Site: WZ-AC1	Test Date: 2022-12-01
Limit: FCC_2.4G_RE(3m)	Engineer: Carl Jiang
Probe: BBHA9120D_1167_1-18GHz	Polarity: Vertical
EUT: WiFi 6 (802.11ax) 4×4 MU-MIMO Dual Band Module	Power: Powered by Test Jig
Test Mode: Transmit by 802.11ax-HE20 at 2457MHz	

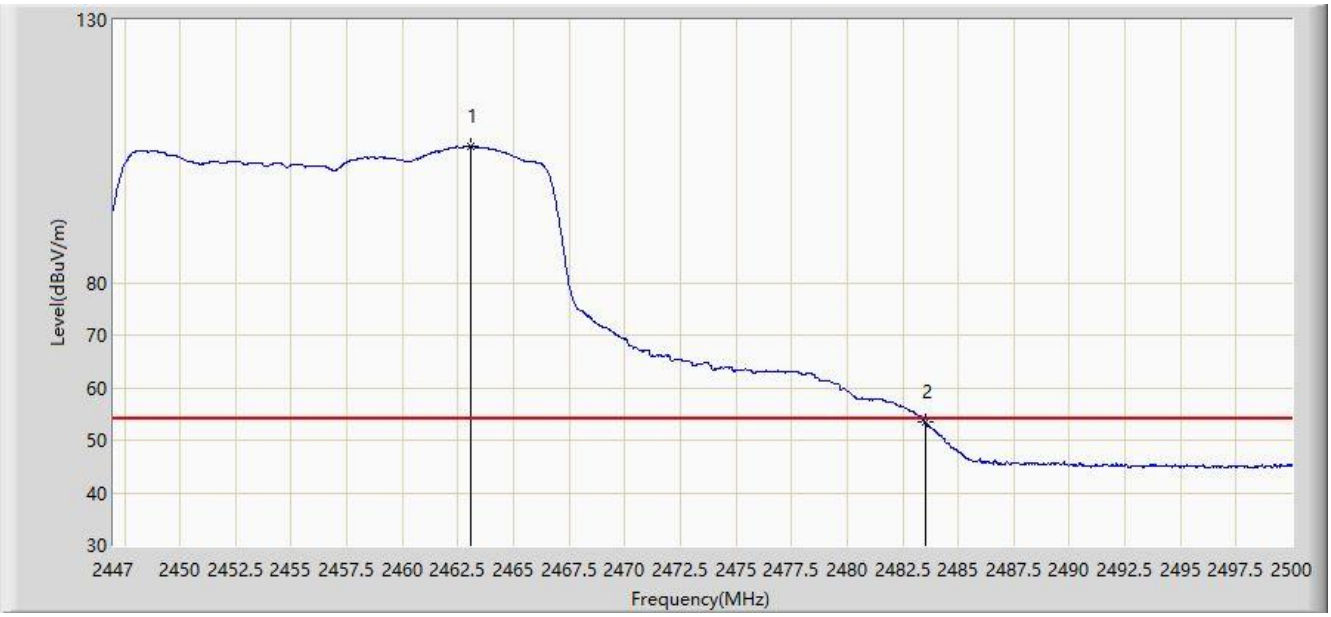

No	Mark	Frequency (MHz)	Measure Level (dBμV/m)	Reading Level (dBμV)	Margin (dB)	Limit (dBμV/m)	Factor (dB/m)	Type
1		2463.059	105.945	75.061	N/A	N/A	30.885	AV
2	*	2483.500	53.339	22.448	-0.661	54.000	30.892	AV

Note 1: " * ", means this data is the worst emission level.

Note 2: Measure Level (dBμV/m) = Reading Level (dBμV) + Factor (dB/m).

Note 3: Factor (dB/m) = Cable Loss (dB) + Antenna Factor (dB/m).

Site: WZ-AC1	Test Date: 2022-11-19
Limit: FCC_2.4G_RE(3m)	Engineer: Carl Jiang
Probe: BBHA9120D_1167_1-18GHz	Polarity: Horizontal
EUT: WiFi 6 (802.11ax) 4×4 MU-MIMO Dual Band Module	Power: Powered by Test Jig
Test Mode: Transmit by 802.11ax-HE20 at 2462MHz	

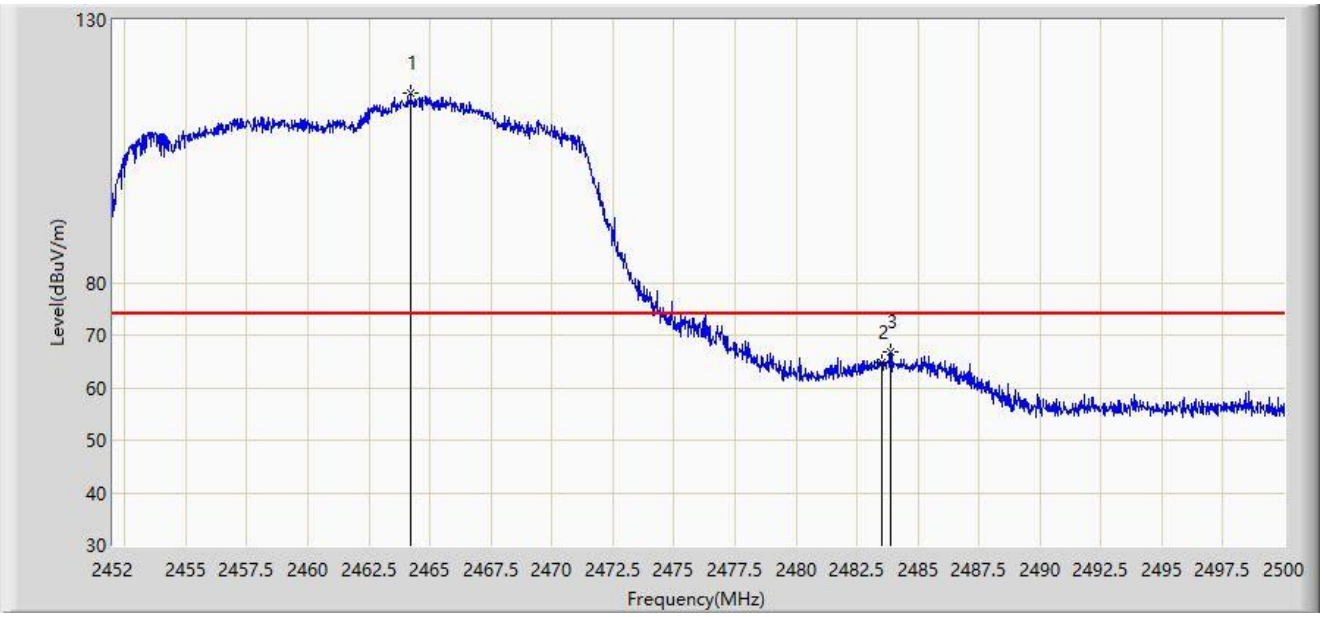

No	Mark	Frequency (MHz)	Measure Level (dBμV/m)	Reading Level (dBμV)	Margin (dB)	Limit (dBμV/m)	Factor (dB/m)	Type
1		2464.216	115.984	85.097	N/A	N/A	30.887	PK
2		2483.500	64.657	33.766	-9.343	74.000	30.892	PK
3	*	2483.872	66.700	35.809	-7.300	74.000	30.891	PK

Note 1: " * ", means this data is the worst emission level.

Note 2: Measure Level (dBμV/m) = Reading Level (dBμV) + Factor (dB/m).

Note 3: Factor (dB/m) = Cable Loss (dB) + Antenna Factor (dB/m).

Site: WZ-AC1	Test Date: 2022-11-19
Limit: FCC_2.4G_RE(3m)	Engineer: Carl Jiang
Probe: BBHA9120D_1167_1-18GHz	Polarity: Horizontal
EUT: WiFi 6 (802.11ax) 4×4 MU-MIMO Dual Band Module	Power: Powered by Test Jig
Test Mode: Transmit by 802.11ax-HE20 at 2462MHz	

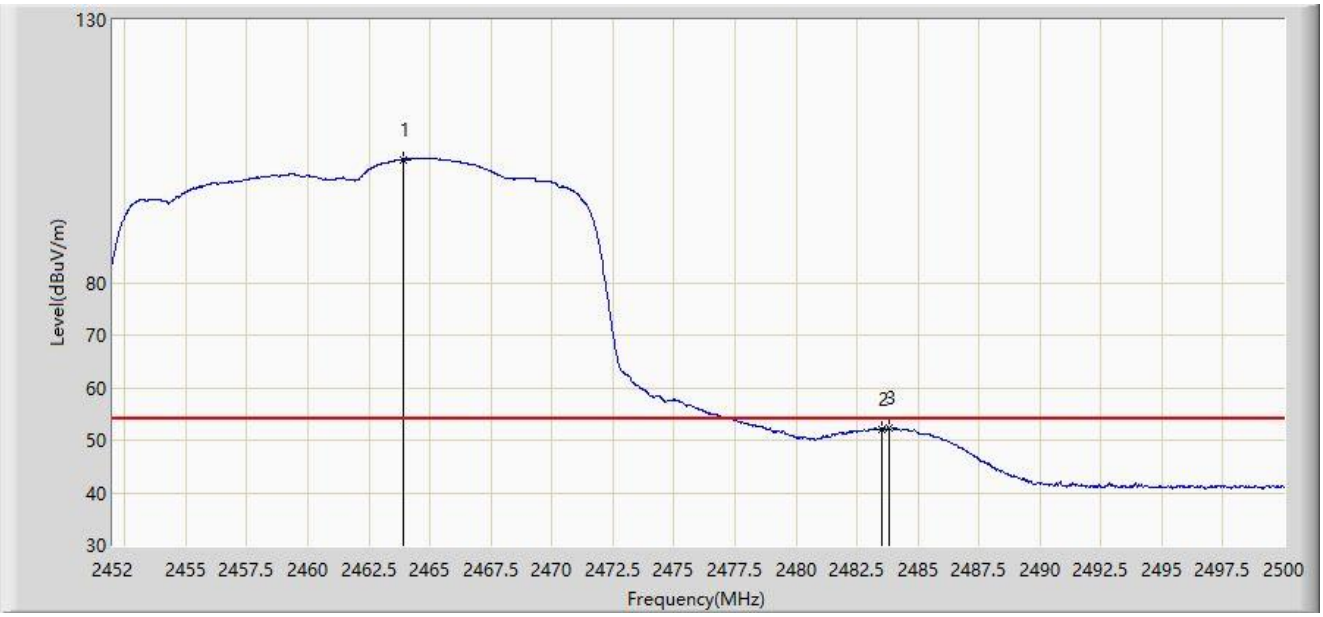

No	Mark	Frequency (MHz)	Measure Level (dBμV/m)	Reading Level (dBμV)	Margin (dB)	Limit (dBμV/m)	Factor (dB/m)	Type
1		2463.904	103.464	72.578	N/A	N/A	30.886	AV
2		2483.500	52.148	21.257	-1.852	54.000	30.892	AV
3	*	2483.800	52.330	21.439	-1.670	54.000	30.891	AV

Note 1: " * ", means this data is the worst emission level.

Note 2: Measure Level (dBμV/m) = Reading Level (dBμV) + Factor (dB/m).

Note 3: Factor (dB/m) = Cable Loss (dB) + Antenna Factor (dB/m).

Site: WZ-AC1	Test Date: 2022-11-19
Limit: FCC_2.4G_RE(3m)	Engineer: Carl Jiang
Probe: BBHA9120D_1167_1-18GHz	Polarity: Vertical
EUT: WiFi 6 (802.11ax) 4×4 MU-MIMO Dual Band Module	Power: Powered by Test Jig
Test Mode: Transmit by 802.11ax-HE20 at 2462MHz	

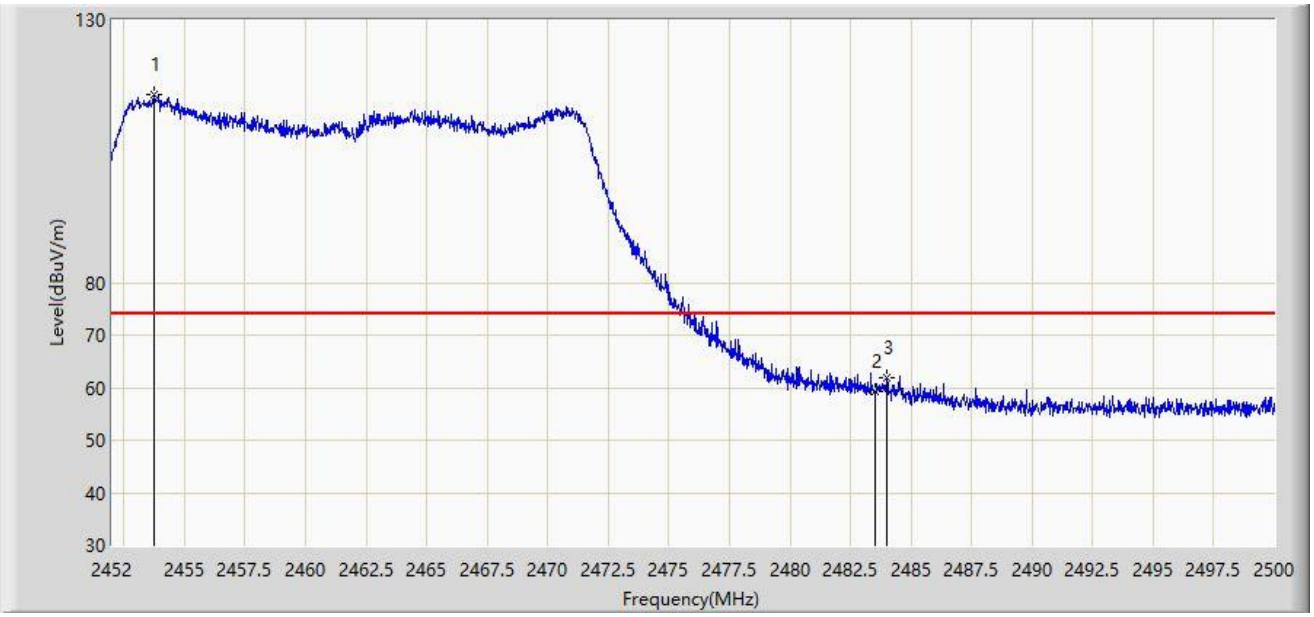

No	Mark	Frequency (MHz)	Measure Level (dBμV/m)	Reading Level (dBμV)	Margin (dB)	Limit (dBμV/m)	Factor (dB/m)	Type
1		2453.752	115.664	84.794	N/A	N/A	30.870	PK
2		2483.500	59.173	28.282	-14.827	74.000	30.892	PK
3	*	2483.992	61.999	31.108	-12.001	74.000	30.891	PK

Note 1: " * ", means this data is the worst emission level.

Note 2: Measure Level (dBμV/m) = Reading Level (dBμV) + Factor (dB/m).

Note 3: Factor (dB/m) = Cable Loss (dB) + Antenna Factor (dB/m).

Site: WZ-AC1	Test Date: 2022-11-19
Limit: FCC_2.4G_RE(3m)	Engineer: Carl Jiang
Probe: BBHA9120D_1167_1-18GHz	Polarity: Vertical
EUT: WiFi 6 (802.11ax) 4×4 MU-MIMO Dual Band Module	Power: Powered by Test Jig
Test Mode: Transmit by 802.11ax-HE20 at 2462MHz	

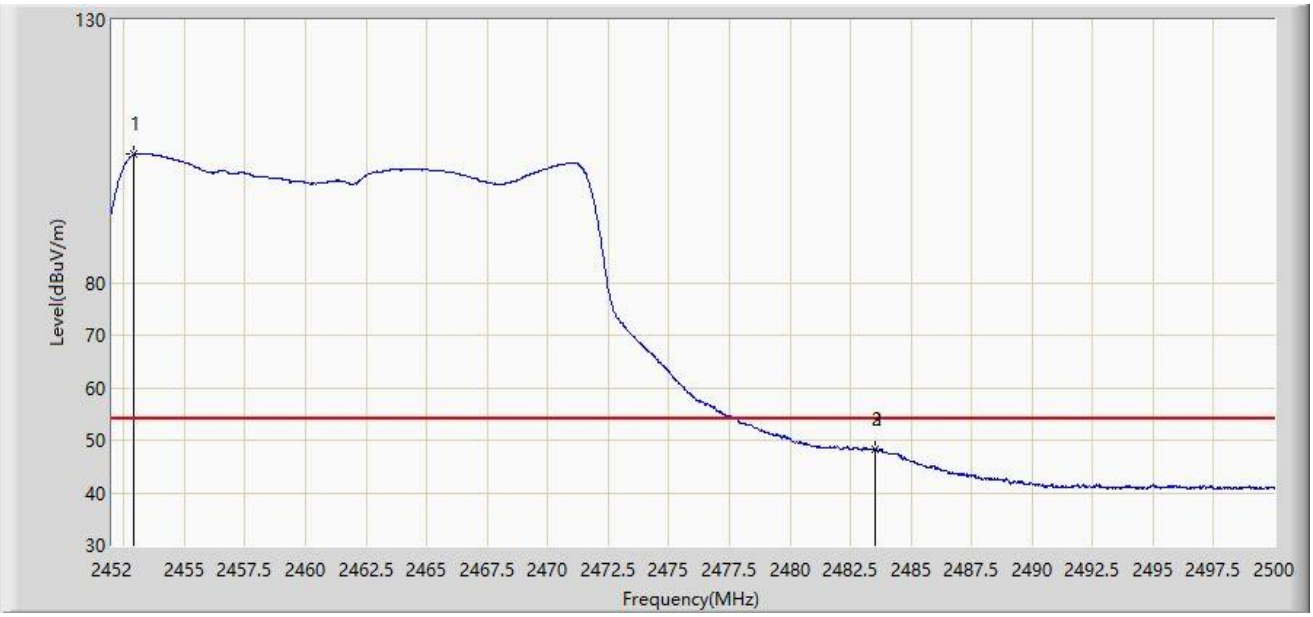

No	Mark	Frequency (MHz)	Measure Level (dBμV/m)	Reading Level (dBμV)	Margin (dB)	Limit (dBμV/m)	Factor (dB/m)	Type
1		2452.912	104.410	73.540	N/A	N/A	30.870	AV
2		2483.500	48.198	17.307	-5.802	54.000	30.892	AV
3	*	2483.512	48.240	17.349	-5.760	54.000	30.892	AV

Note 1: " * ", means this data is the worst emission level.

Note 2: Measure Level (dBμV/m) = Reading Level (dBμV) + Factor (dB/m).

Note 3: Factor (dB/m) = Cable Loss (dB) + Antenna Factor (dB/m).

Site: WZ-AC1	Test Date: 2022-11-21
Limit: FCC_2.4G_RE(3m)	Engineer: Carl Jiang
Probe: BBHA9120D_1167_1-18GHz	Polarity: Horizontal
EUT: WiFi 6 (802.11ax) 4×4 MU-MIMO Dual Band Module	Power: Powered by Test Jig
Test Mode: Transmit by 802.11ax-HE40 at 2422MHz	

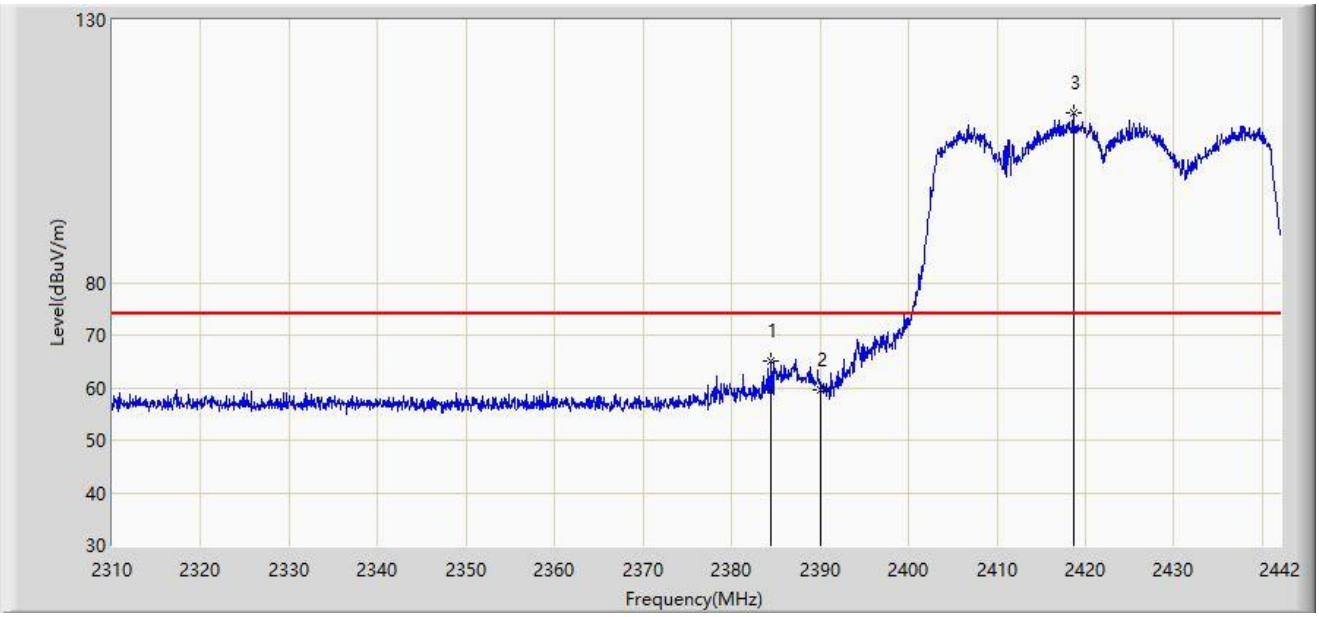

No	Mark	Frequency (MHz)	Measure Level (dBμV/m)	Reading Level (dBμV)	Margin (dB)	Limit (dBμV/m)	Factor (dB/m)	Type
1	*	2384.448	65.030	34.035	-8.970	74.000	30.995	PK
2		2390.000	59.670	28.678	-14.330	74.000	30.992	PK
3		2418.636	112.393	81.456	N/A	N/A	30.937	PK

Note 1: " * ", means this data is the worst emission level.

Note 2: Measure Level (dBμV/m) = Reading Level (dBμV) + Factor (dB/m).

Note 3: Factor (dB/m) = Cable Loss (dB) + Antenna Factor (dB/m).

Site: WZ-AC1	Test Date: 2022-11-21
Limit: FCC_2.4G_RE(3m)	Engineer: Carl Jiang
Probe: BBHA9120D_1167_1-18GHz	Polarity: Horizontal
EUT: WiFi 6 (802.11ax) 4×4 MU-MIMO Dual Band Module	Power: Powered by Test Jig
Test Mode: Transmit by 802.11ax-HE40 at 2422MHz	

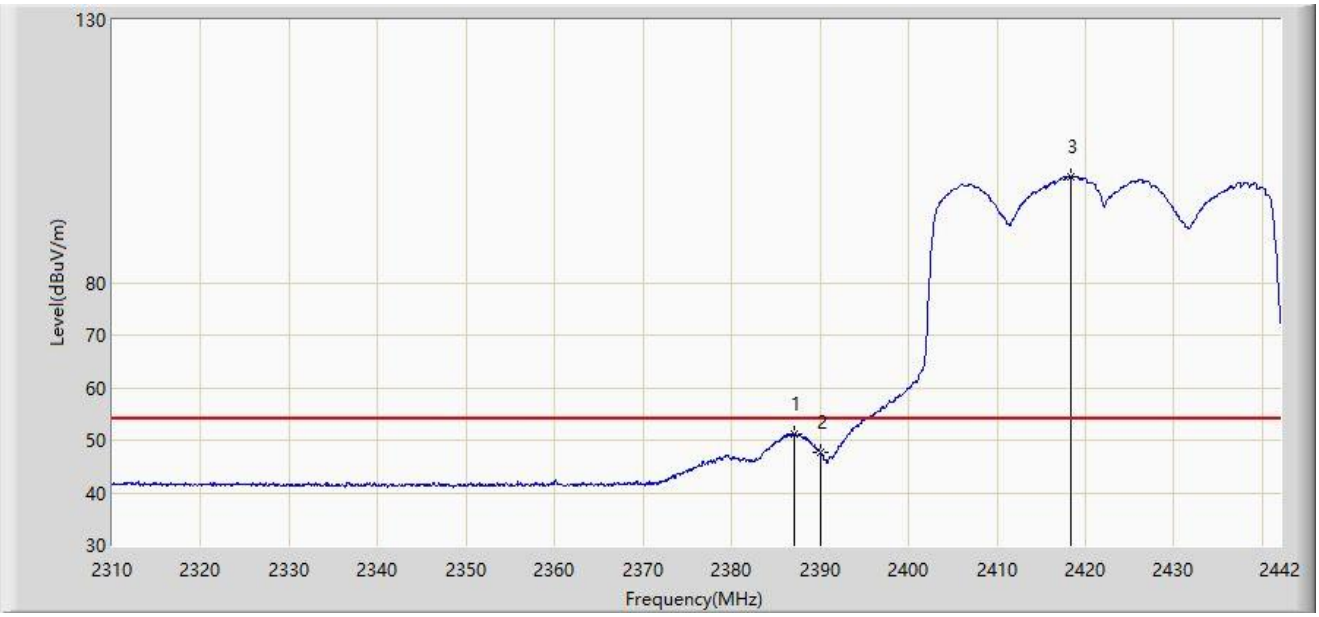

No	Mark	Frequency (MHz)	Measure Level (dBμV/m)	Reading Level (dBμV)	Margin (dB)	Limit (dBμV/m)	Factor (dB/m)	Type
1	*	2387.088	51.102	20.109	-2.898	54.000	30.994	AV
2		2390.000	47.645	16.653	-6.355	54.000	30.992	AV
3		2418.306	100.267	69.330	N/A	N/A	30.937	AV

Note 1: " * ", means this data is the worst emission level.

Note 2: Measure Level (dBμV/m) = Reading Level (dBμV) + Factor (dB/m).

Note 3: Factor (dB/m) = Cable Loss (dB) + Antenna Factor (dB/m).

Site: WZ-AC1	Test Date: 2022-11-21
Limit: FCC_2.4G_RE(3m)	Engineer: Carl Jiang
Probe: BBHA9120D_1167_1-18GHz	Polarity: Vertical
EUT: WiFi 6 (802.11ax) 4×4 MU-MIMO Dual Band Module	Power: Powered by Test Jig
Test Mode: Transmit by 802.11ax-HE40 at 2422MHz	

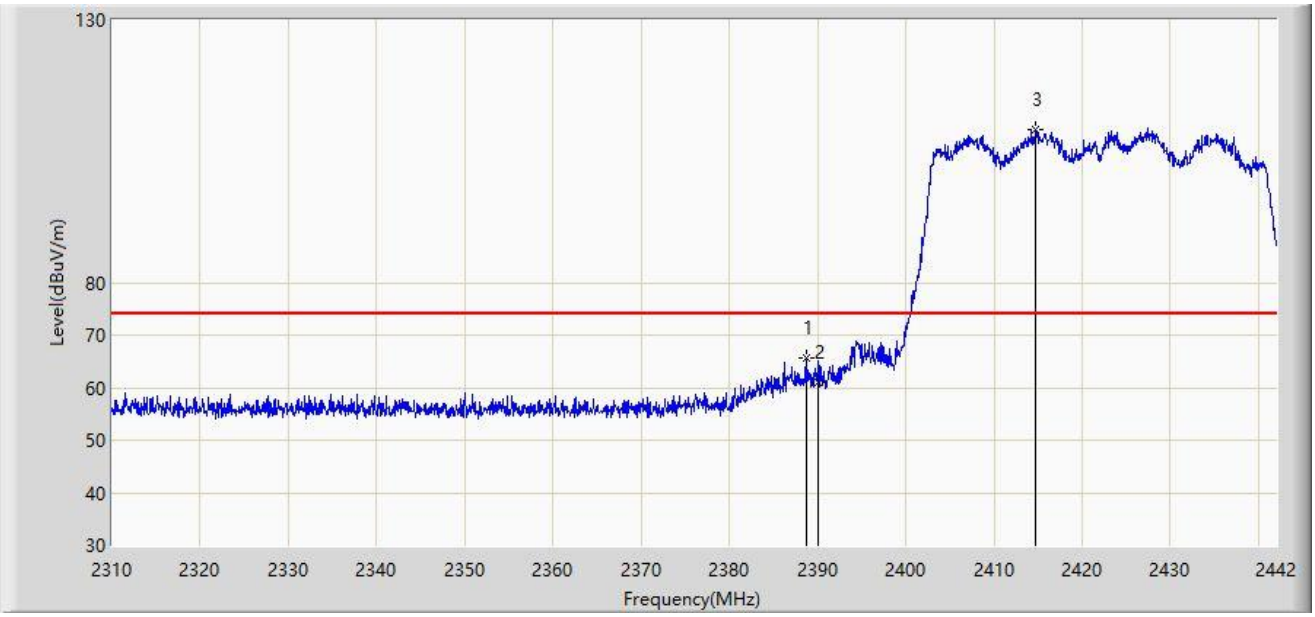

No	Mark	Frequency (MHz)	Measure Level (dBμV/m)	Reading Level (dBμV)	Margin (dB)	Limit (dBμV/m)	Factor (dB/m)	Type
1	*	2388.672	65.653	34.660	-8.347	74.000	30.993	PK
2		2390.000	60.991	29.999	-13.009	74.000	30.992	PK
3		2414.676	109.166	78.219	N/A	N/A	30.947	PK

Note 1: " * ", means this data is the worst emission level.

Note 2: Measure Level (dBμV/m) = Reading Level (dBμV) + Factor (dB/m).

Note 3: Factor (dB/m) = Cable Loss (dB) + Antenna Factor (dB/m).

Site: WZ-AC1	Test Date: 2022-11-21
Limit: FCC_2.4G_RE(3m)	Engineer: Carl Jiang
Probe: BBHA9120D_1167_1-18GHz	Polarity: Vertical
EUT: WiFi 6 (802.11ax) 4×4 MU-MIMO Dual Band Module	Power: Powered by Test Jig
Test Mode: Transmit by 802.11ax-HE40 at 2422MHz	

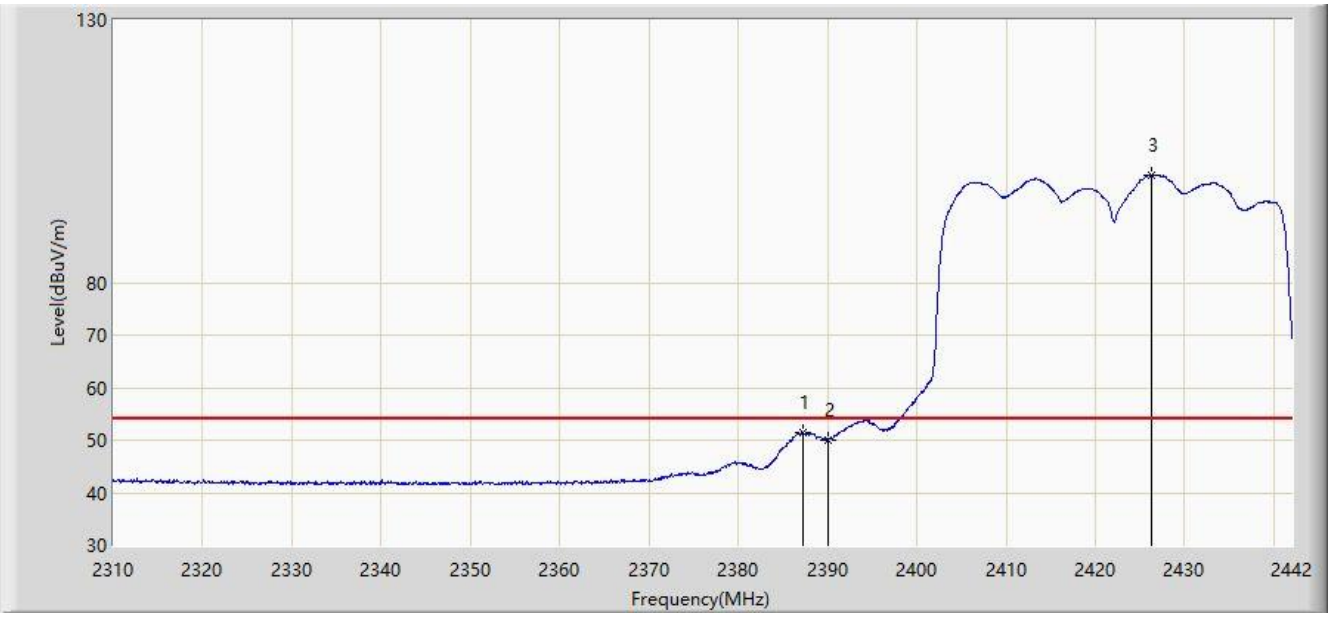

No	Mark	Frequency (MHz)	Measure Level (dBμV/m)	Reading Level (dBμV)	Margin (dB)	Limit (dBμV/m)	Factor (dB/m)	Type
1	*	2387.220	51.366	20.373	-2.634	54.000	30.993	AV
2		2390.000	50.135	19.143	-3.865	54.000	30.992	AV
3		2426.358	100.396	69.490	N/A	N/A	30.906	AV

Note 1: " * ", means this data is the worst emission level.

Note 2: Measure Level (dBμV/m) = Reading Level (dBμV) + Factor (dB/m).

Note 3: Factor (dB/m) = Cable Loss (dB) + Antenna Factor (dB/m).

Site: WZ-AC1	Test Date: 2022-12-01
Limit: FCC_2.4G_RE(3m)	Engineer: Charles Zhang
Probe: BBHA9120D_1167_1-18GHz	Polarity: Horizontal
EUT: WiFi 6 (802.11ax) 4×4 MU-MIMO Dual Band Module	Power: Powered by Test Jig
Test Mode: Transmit by 802.11ax-HE40 at 2437MHz	

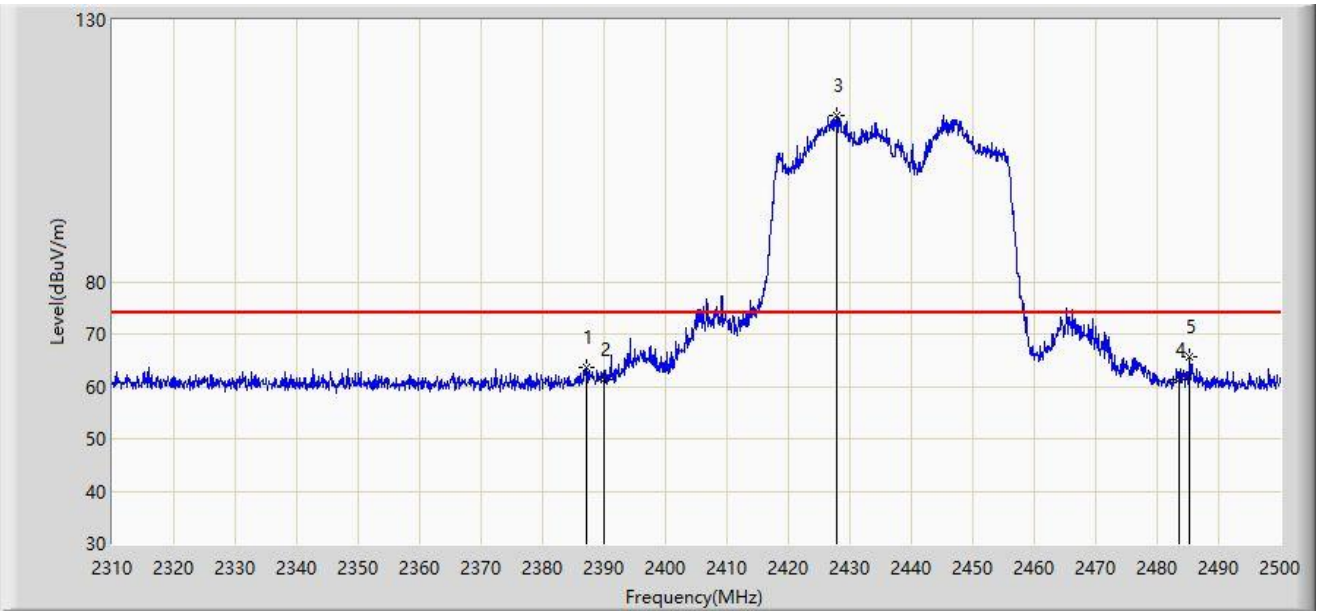

No	Mark	Frequency (MHz)	Measure Level (dBμV/m)	Reading Level (dBμV)	Margin (dB)	Limit (dBμV/m)	Factor (dB/m)	Type
1		2387.045	63.497	32.503	-10.503	74.000	30.994	PK
2		2390.000	61.371	30.379	-12.629	74.000	30.992	PK
3		2427.895	111.760	80.860	N/A	N/A	30.899	PK
4		2483.500	61.425	30.534	-12.575	74.000	30.892	PK
5	*	2485.275	65.597	34.708	-8.403	74.000	30.889	PK

Note 1: " * ", means this data is the worst emission level.

Note 2: Measure Level (dBμV/m) = Reading Level (dBμV) + Factor (dB/m).

Note 3: Factor (dB/m) = Cable Loss (dB) + Antenna Factor (dB/m).

Site: WZ-AC1	Test Date: 2022-12-01
Limit: FCC_2.4G_RE(3m)	Engineer: Charles Zhang
Probe: BBHA9120D_1167_1-18GHz	Polarity: Horizontal
EUT: WiFi 6 (802.11ax) 4×4 MU-MIMO Dual Band Module	Power: Powered by Test Jig
Test Mode: Transmit by 802.11ax-HE40 at 2437MHz	

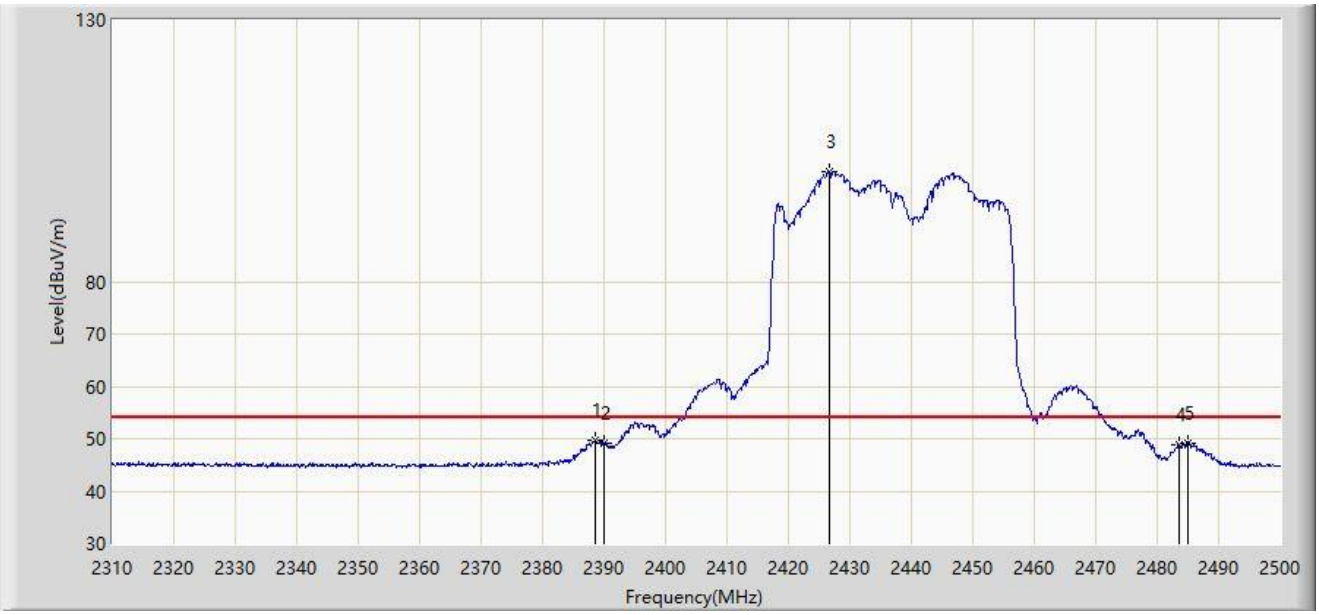

No	Mark	Frequency (MHz)	Measure Level (dBμV/m)	Reading Level (dBμV)	Margin (dB)	Limit (dBμV/m)	Factor (dB/m)	Type
1	*	2388.565	49.786	18.793	-4.214	54.000	30.993	AV
2		2390.000	49.188	18.196	-4.812	54.000	30.992	AV
3		2426.660	100.979	70.074	N/A	N/A	30.905	AV
4		2483.500	48.717	17.826	-5.283	54.000	30.892	AV
5		2484.990	49.216	18.327	-4.784	54.000	30.889	AV

Note 1: " * ", means this data is the worst emission level.

Note 2: Measure Level (dBμV/m) = Reading Level (dBμV) + Factor (dB/m).

Note 3: Factor (dB/m) = Cable Loss (dB) + Antenna Factor (dB/m).

Site: WZ-AC1	Test Date: 2022-12-01
Limit: FCC_2.4G_RE(3m)	Engineer: Charles Zhang
Probe: BBHA9120D_1167_1-18GHz	Polarity: Vertical
EUT: WiFi 6 (802.11ax) 4×4 MU-MIMO Dual Band Module	Power: Powered by Test Jig
Test Mode: Transmit by 802.11ax-HE40 at 2437MHz	

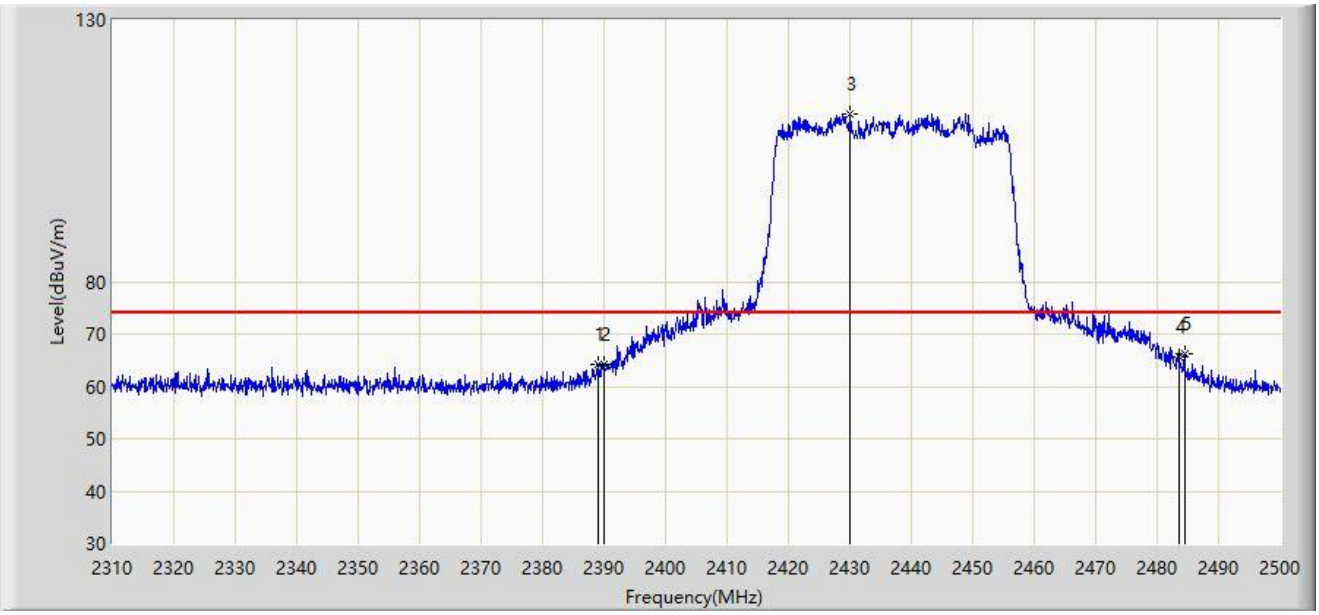

No	Mark	Frequency (MHz)	Measure Level (dBμV/m)	Reading Level (dBμV)	Margin (dB)	Limit (dBμV/m)	Factor (dB/m)	Type
1		2388.945	64.191	33.198	-9.809	74.000	30.993	PK
2		2390.000	64.063	33.071	-9.937	74.000	30.992	PK
3		2430.080	111.898	81.006	N/A	N/A	30.892	PK
4		2483.500	65.659	34.768	-8.341	74.000	30.892	PK
5	*	2484.420	66.256	35.366	-7.744	74.000	30.890	PK

Note 1: " * ", means this data is the worst emission level.

Note 2: Measure Level (dBμV/m) = Reading Level (dBμV) + Factor (dB/m).

Note 3: Factor (dB/m) = Cable Loss (dB) + Antenna Factor (dB/m).

Site: WZ-AC1	Test Date: 2022-12-01
Limit: FCC_2.4G_RE(3m)	Engineer: Charles Zhang
Probe: BBHA9120D_1167_1-18GHz	Polarity: Vertical
EUT: WiFi 6 (802.11ax) 4×4 MU-MIMO Dual Band Module	Power: Powered by Test Jig
Test Mode: Transmit by 802.11ax-HE40 at 2437MHz	

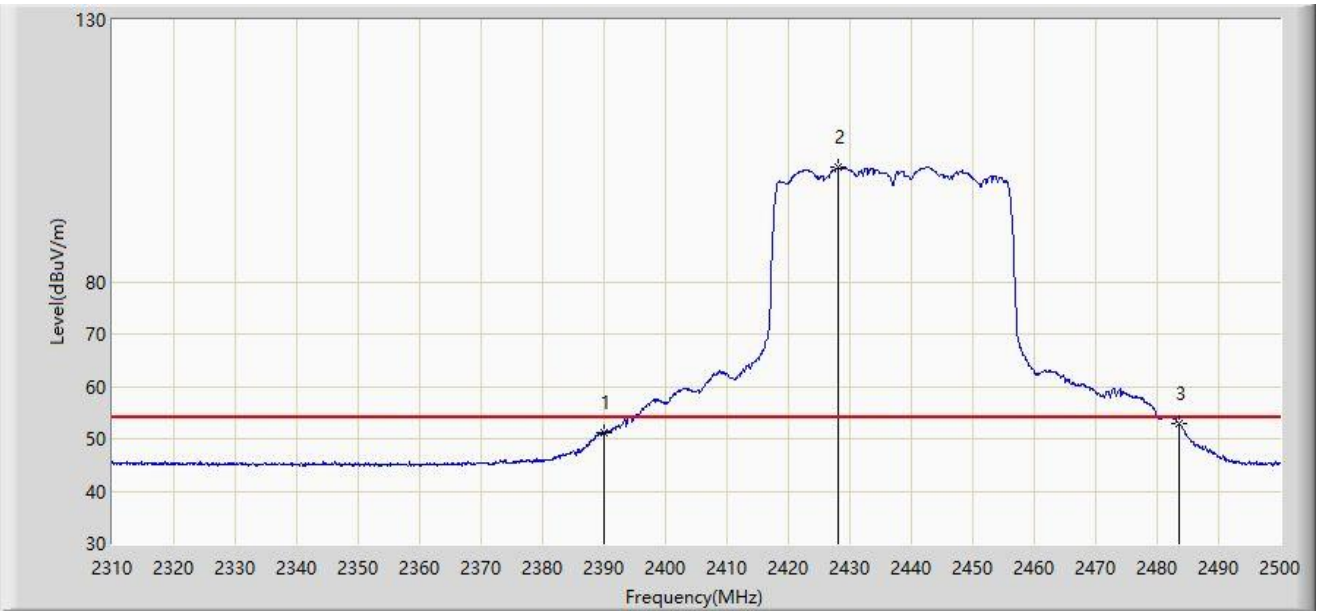

No	Mark	Frequency (MHz)	Measure Level (dBμV/m)	Reading Level (dBμV)	Margin (dB)	Limit (dBμV/m)	Factor (dB/m)	Type
1		2390.000	51.108	20.116	-2.892	54.000	30.992	AV
2		2428.085	101.784	70.885	N/A	N/A	30.899	AV
3	*	2483.500	52.989	22.098	-1.011	54.000	30.892	AV

Note 1: " * ", means this data is the worst emission level.

Note 2: Measure Level (dBμV/m) = Reading Level (dBμV) + Factor (dB/m).

Note 3: Factor (dB/m) = Cable Loss (dB) + Antenna Factor (dB/m).

Site: WZ-AC1	Test Date: 2022-11-21
Limit: FCC_2.4G_RE(3m)	Engineer: Carl Jiang
Probe: BBHA9120D_1167_1-18GHz	Polarity: Horizontal
EUT: WiFi 6 (802.11ax) 4×4 MU-MIMO Dual Band Module	Power: Powered by Test Jig
Test Mode: Transmit by 802.11ax-HE40 at 2452MHz	

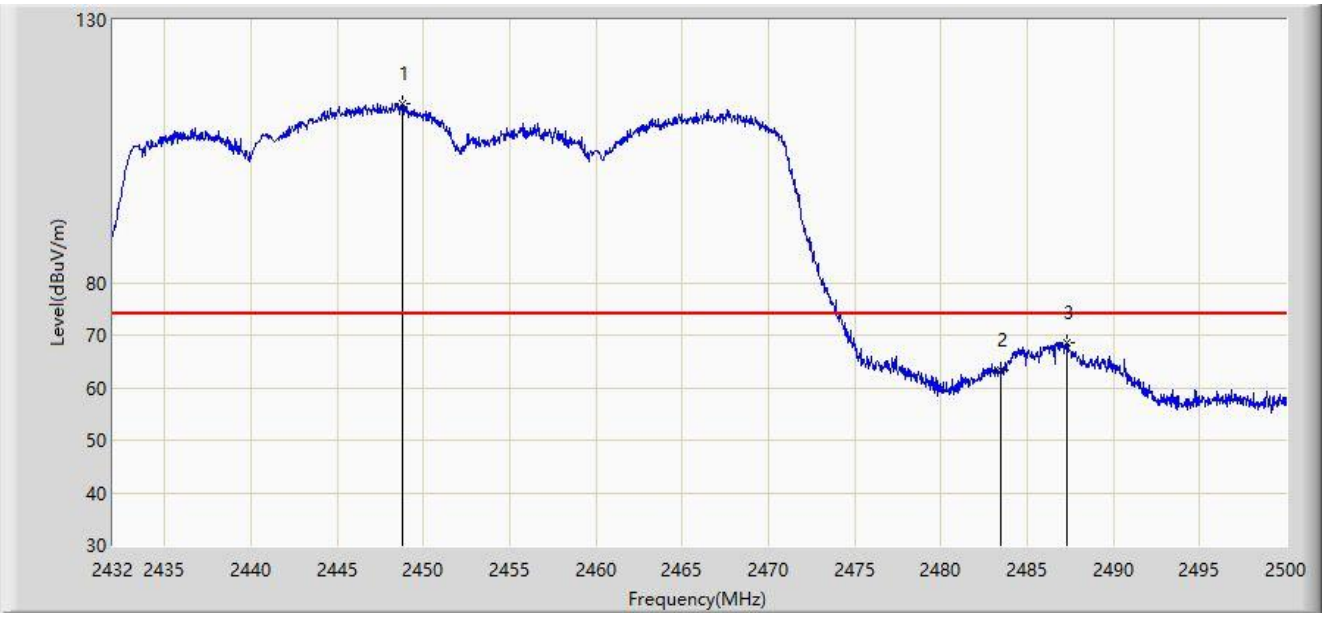

No	Mark	Frequency (MHz)	Measure Level (dBμV/m)	Reading Level (dBμV)	Margin (dB)	Limit (dBμV/m)	Factor (dB/m)	Type
1		2448.762	114.070	83.202	N/A	N/A	30.867	PK
2		2483.500	63.200	32.309	-10.800	74.000	30.892	PK
3	*	2487.284	68.597	37.712	-5.403	74.000	30.885	PK

Note 1: " * ", means this data is the worst emission level.

Note 2: Measure Level (dBμV/m) = Reading Level (dBμV) + Factor (dB/m).

Note 3: Factor (dB/m) = Cable Loss (dB) + Antenna Factor (dB/m).

Site: WZ-AC1	Test Date: 2022-11-21
Limit: FCC_2.4G_RE(3m)	Engineer: Carl Jiang
Probe: BBHA9120D_1167_1-18GHz	Polarity: Horizontal
EUT: WiFi 6 (802.11ax) 4×4 MU-MIMO Dual Band Module	Power: Powered by Test Jig
Test Mode: Transmit by 802.11ax-HE40 at 2452MHz	

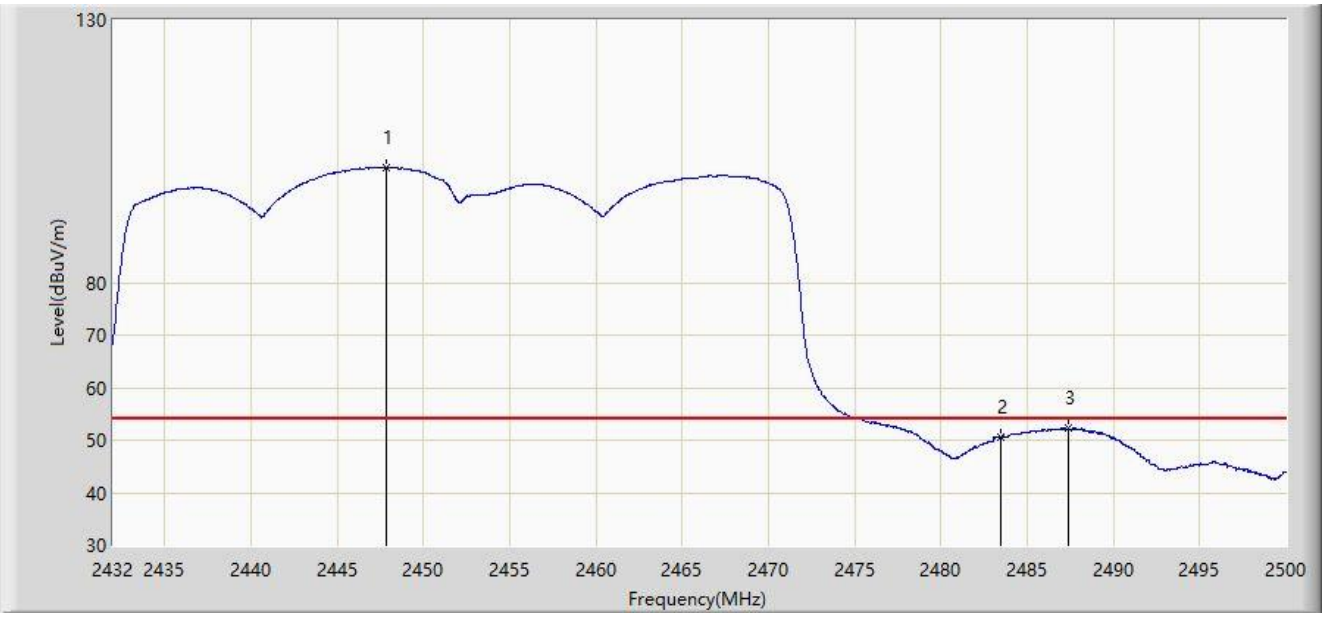

No	Mark	Frequency (MHz)	Measure Level (dBμV/m)	Reading Level (dBμV)	Margin (dB)	Limit (dBμV/m)	Factor (dB/m)	Type
1		2447.810	101.903	71.036	N/A	N/A	30.867	AV
2		2483.500	50.620	19.729	-3.380	54.000	30.892	AV
3	*	2487.386	52.216	21.331	-1.784	54.000	30.885	AV

Note 1: " * ", means this data is the worst emission level.

Note 2: Measure Level (dBμV/m) = Reading Level (dBμV) + Factor (dB/m).

Note 3: Factor (dB/m) = Cable Loss (dB) + Antenna Factor (dB/m).

Site: WZ-AC1	Test Date: 2022-11-21
Limit: FCC_2.4G_RE(3m)	Engineer: Carl Jiang
Probe: BBHA9120D_1167_1-18GHz	Polarity: Vertical
EUT: WiFi 6 (802.11ax) 4×4 MU-MIMO Dual Band Module	Power: Powered by Test Jig
Test Mode: Transmit by 802.11ax-HE40 at 2452MHz	

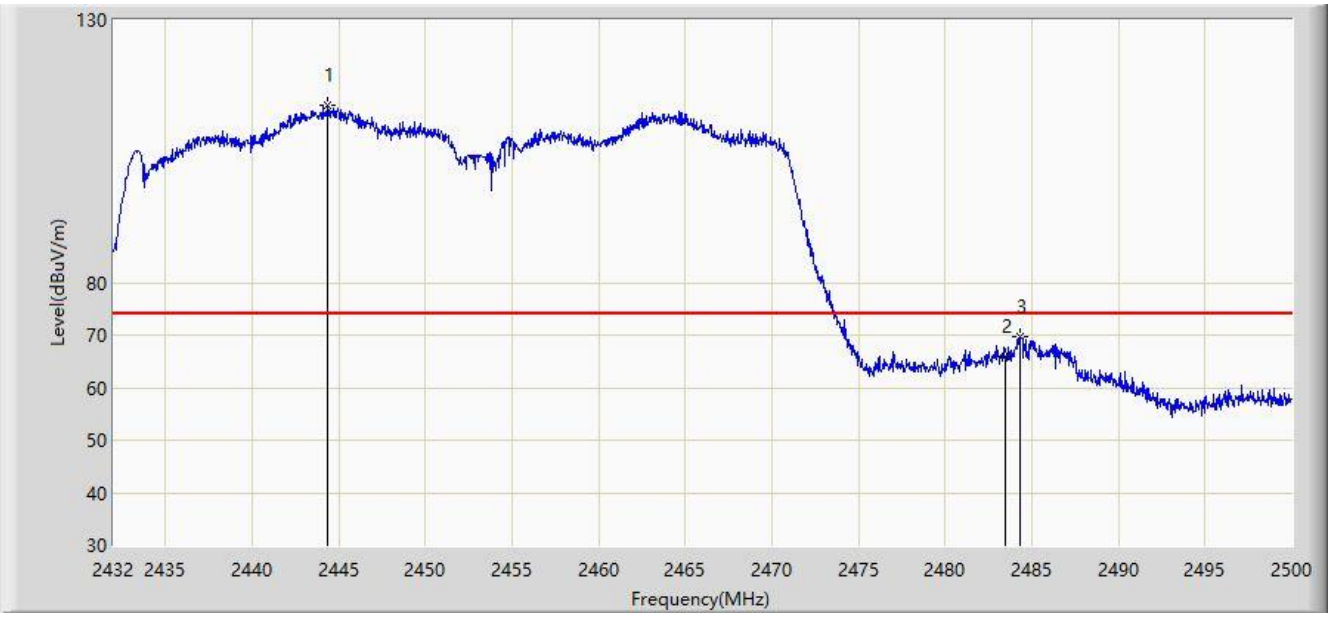

No	Mark	Frequency (MHz)	Measure Level (dBμV/m)	Reading Level (dBμV)	Margin (dB)	Limit (dBμV/m)	Factor (dB/m)	Type
1		2444.342	113.716	82.850	N/A	N/A	30.866	PK
2		2483.500	65.877	34.986	-8.123	74.000	30.892	PK
3	*	2484.360	69.742	38.852	-4.258	74.000	30.890	PK

Note 1: " * ", means this data is the worst emission level.

Note 2: Measure Level (dBμV/m) = Reading Level (dBμV) + Factor (dB/m).

Note 3: Factor (dB/m) = Cable Loss (dB) + Antenna Factor (dB/m).

Site: WZ-AC1	Test Date: 2022-11-21
Limit: FCC_2.4G_RE(3m)	Engineer: Carl Jiang
Probe: BBHA9120D_1167_1-18GHz	Polarity: Vertical
EUT: WiFi 6 (802.11ax) 4×4 MU-MIMO Dual Band Module	Power: Powered by Test Jig
Test Mode: Transmit by 802.11ax-HE40 at 2452MHz	

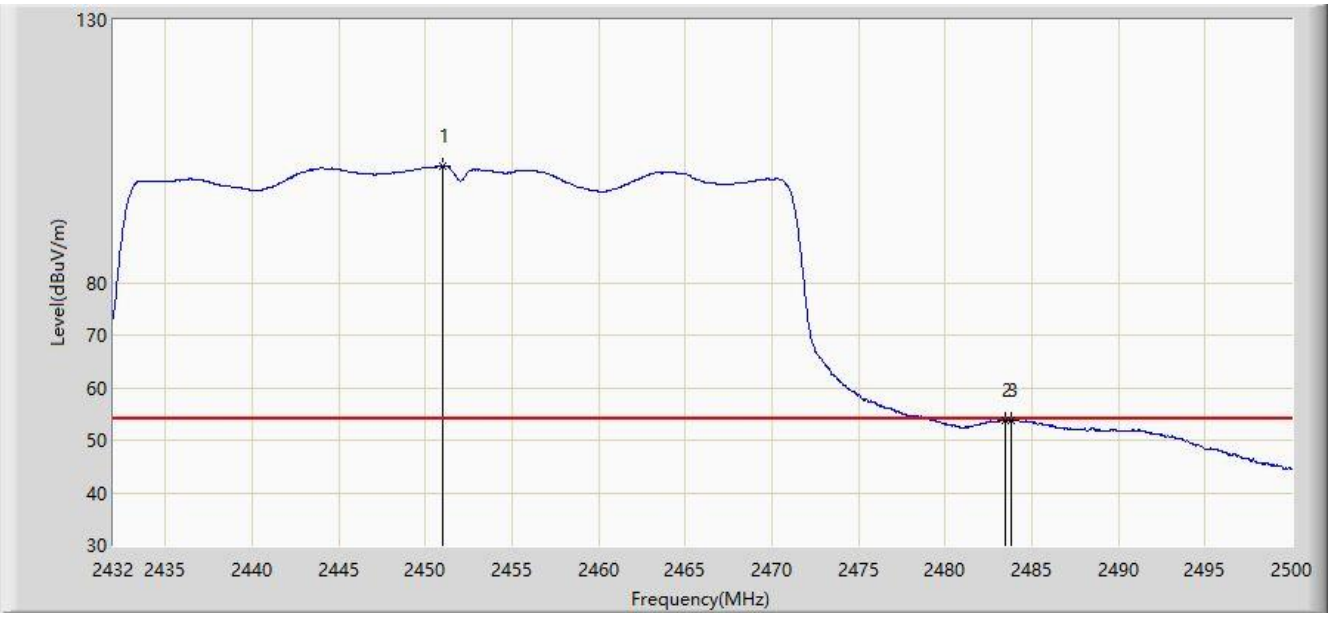

No	Mark	Frequency (MHz)	Measure Level (dBμV/m)	Reading Level (dBμV)	Margin (dB)	Limit (dBμV/m)	Factor (dB/m)	Type
1		2451.006	102.185	71.316	N/A	N/A	30.868	AV
2		2483.500	53.733	22.842	-0.267	54.000	30.892	AV
3	*	2483.816	53.762	22.871	-0.238	54.000	30.891	AV

Note 1: " * ", means this data is the worst emission level.

Note 2: Measure Level (dBμV/m) = Reading Level (dBμV) + Factor (dB/m).

Note 3: Factor (dB/m) = Cable Loss (dB) + Antenna Factor (dB/m).

For Antenna 5#

Site: WZ-AC1	Test Date: 2022-12-22
Limit: FCC_2.4G_RE(3m)	Engineer: Carl Jiang
Probe: BBHA9120D_1167_1-18GHz	Polarity: Horizontal
EUT: WiFi 6 (802.11ax) 4×4 MU-MIMO Dual Band Module	Power: Powered by Test Jig
Test Mode: Transmit by 802.11b at 2412MHz	

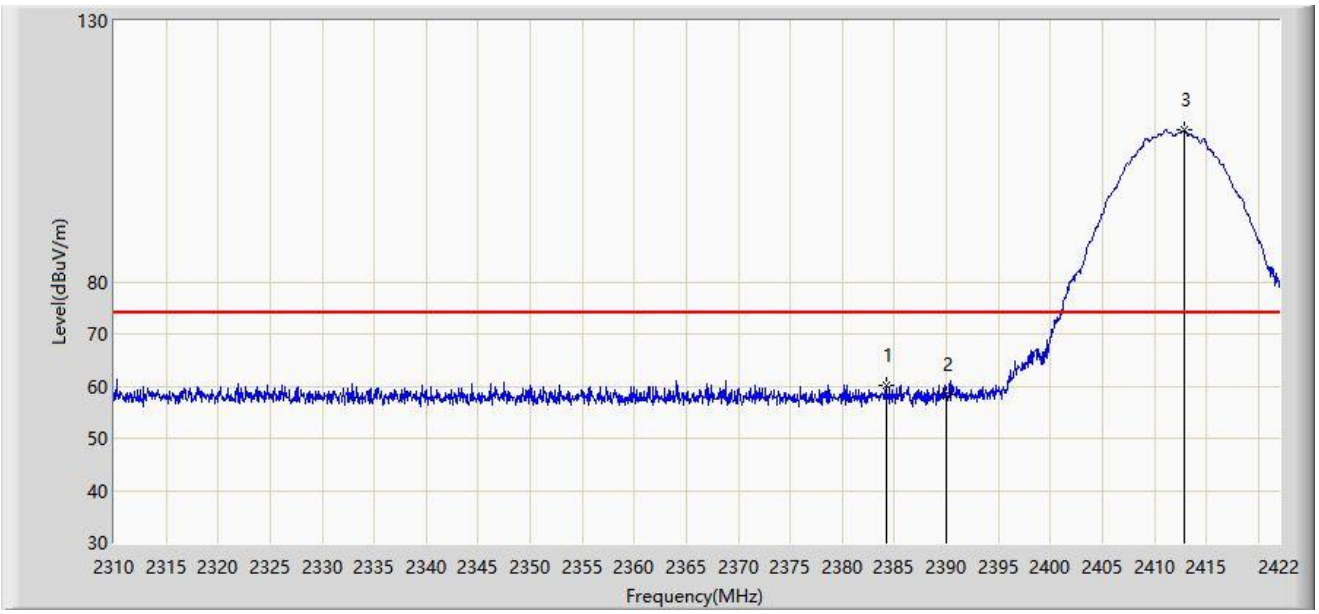

No	Mark	Frequency (MHz)	Measure Level (dBμV/m)	Reading Level (dBμV)	Margin (dB)	Limit (dBμV/m)	Factor (dB/m)	Type
1	*	2384.256	60.003	29.008	-13.997	74.000	30.995	PK
2		2390.000	58.318	27.326	-15.682	74.000	30.992	PK
3		2412.872	109.045	78.093	N/A	N/A	30.951	PK

Note 1: " * ", means this data is the worst emission level.

Note 2: Measure Level (dBμV/m) = Reading Level (dBμV) + Factor (dB/m).

Note 3: Factor (dB/m) = Cable Loss (dB) + Antenna Factor (dB/m).

Site: WZ-AC1	Test Date: 2022-12-22
Limit: FCC_2.4G_RE(3m)	Engineer: Carl Jiang
Probe: BBHA9120D_1167_1-18GHz	Polarity: Horizontal
EUT: WiFi 6 (802.11ax) 4×4 MU-MIMO Dual Band Module	Power: Powered by Test Jig
Test Mode: Transmit by 802.11b at 2412MHz	

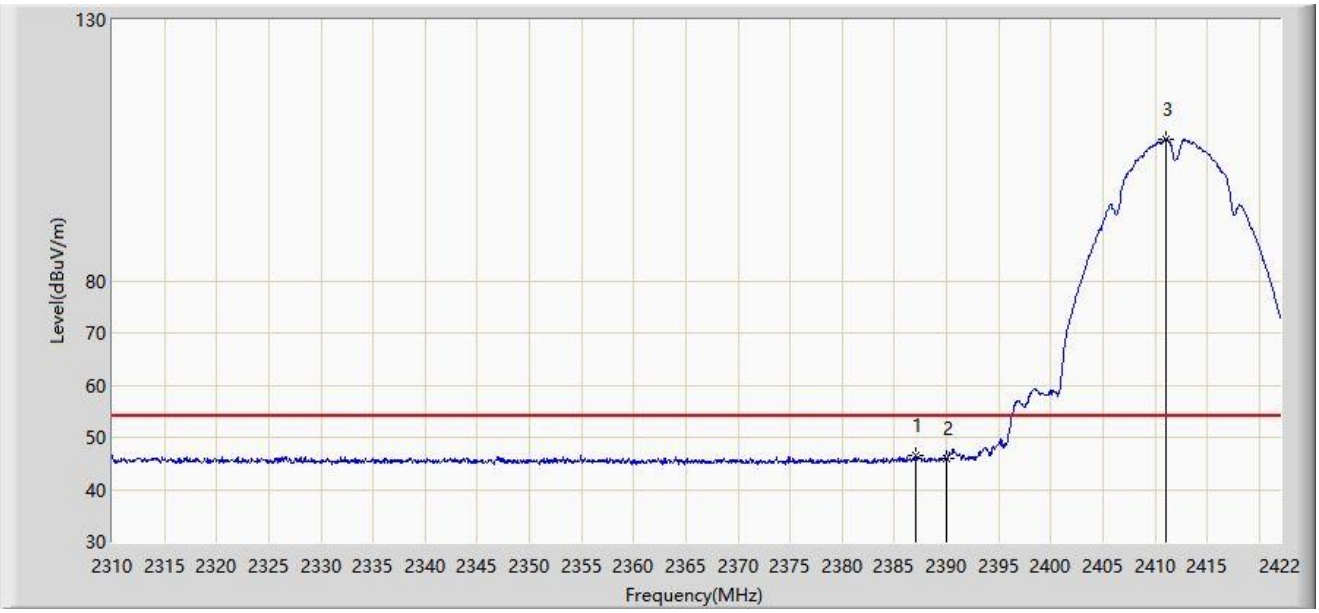

No	Mark	Frequency (MHz)	Measure Level (dBμV/m)	Reading Level (dBμV)	Margin (dB)	Limit (dBμV/m)	Factor (dB/m)	Type
1	*	2387.056	46.409	15.415	-7.591	54.000	30.994	AV
2		2390.000	45.887	14.895	-8.113	54.000	30.992	AV
3		2411.080	107.199	76.242	N/A	N/A	30.957	AV

Note 1: " * ", means this data is the worst emission level.

Note 2: Measure Level (dBμV/m) = Reading Level (dBμV) + Factor (dB/m).

Note 3: Factor (dB/m) = Cable Loss (dB) + Antenna Factor (dB/m).

Site: WZ-AC1	Test Date: 2022-12-22
Limit: FCC_2.4G_RE(3m)	Engineer: Carl Jiang
Probe: BBHA9120D_1167_1-18GHz	Polarity: Vertical
EUT: WiFi 6 (802.11ax) 4×4 MU-MIMO Dual Band Module	Power: Powered by Test Jig
Test Mode: Transmit by 802.11b at 2412MHz	

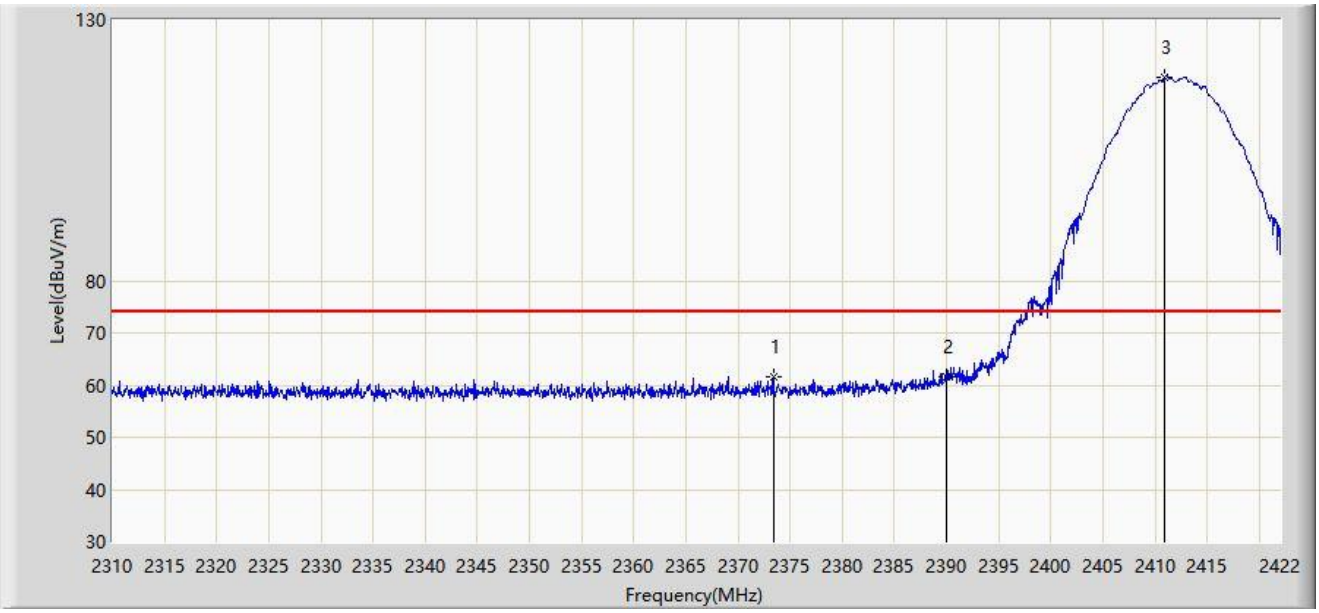

No	Mark	Frequency (MHz)	Measure Level (dBμV/m)	Reading Level (dBμV)	Margin (dB)	Limit (dBμV/m)	Factor (dB/m)	Type
1		2373.392	61.579	30.536	-12.421	74.000	31.043	PK
2	*	2390.000	61.688	30.696	-12.312	74.000	30.992	PK
3		2410.968	119.026	88.069	N/A	N/A	30.957	PK

Note 1: " * ", means this data is the worst emission level.

Note 2: Measure Level (dBμV/m) = Reading Level (dBμV) + Factor (dB/m).

Note 3: Factor (dB/m) = Cable Loss (dB) + Antenna Factor (dB/m).

Site: WZ-AC1	Test Date: 2022-12-22
Limit: FCC_2.4G_RE(3m)	Engineer: Carl Jiang
Probe: BBHA9120D_1167_1-18GHz	Polarity: Vertical
EUT: WiFi 6 (802.11ax) 4×4 MU-MIMO Dual Band Module	Power: Powered by Test Jig
Test Mode: Transmit by 802.11b at 2412MHz	

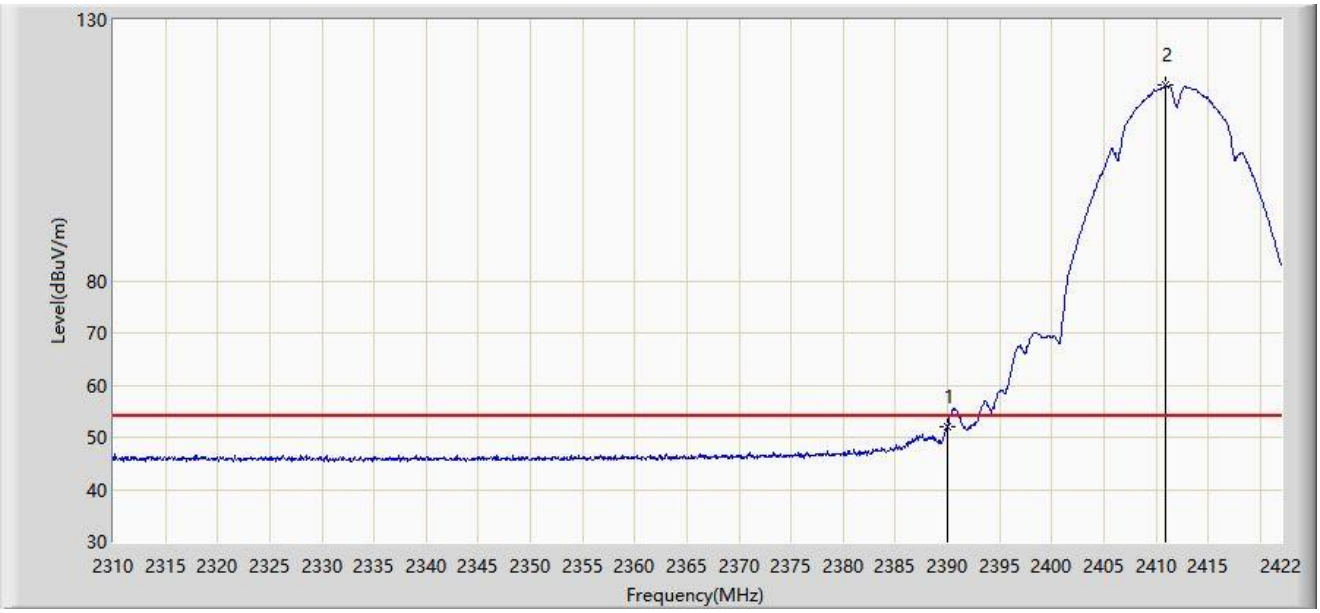

No	Mark	Frequency (MHz)	Measure Level (dBμV/m)	Reading Level (dBμV)	Margin (dB)	Limit (dBμV/m)	Factor (dB/m)	Type
1	*	2390.000	51.890	20.898	-2.110	54.000	30.992	AV
2		2410.912	117.424	86.467	N/A	N/A	30.957	AV

Note 1: " * ", means this data is the worst emission level.

Note 2: Measure Level (dBμV/m) = Reading Level (dBμV) + Factor (dB/m).

Note 3: Factor (dB/m) = Cable Loss (dB) + Antenna Factor (dB/m).

Site: WZ-AC1	Test Date: 2022-12-22
Limit: FCC_2.4G_RE(3m)	Engineer: Carl Jiang
Probe: BBHA9120D_1167_1-18GHz	Polarity: Horizontal
EUT: WiFi 6 (802.11ax) 4×4 MU-MIMO Dual Band Module	Power: Powered by Test Jig
Test Mode: Transmit by 802.11b at 2437MHz	

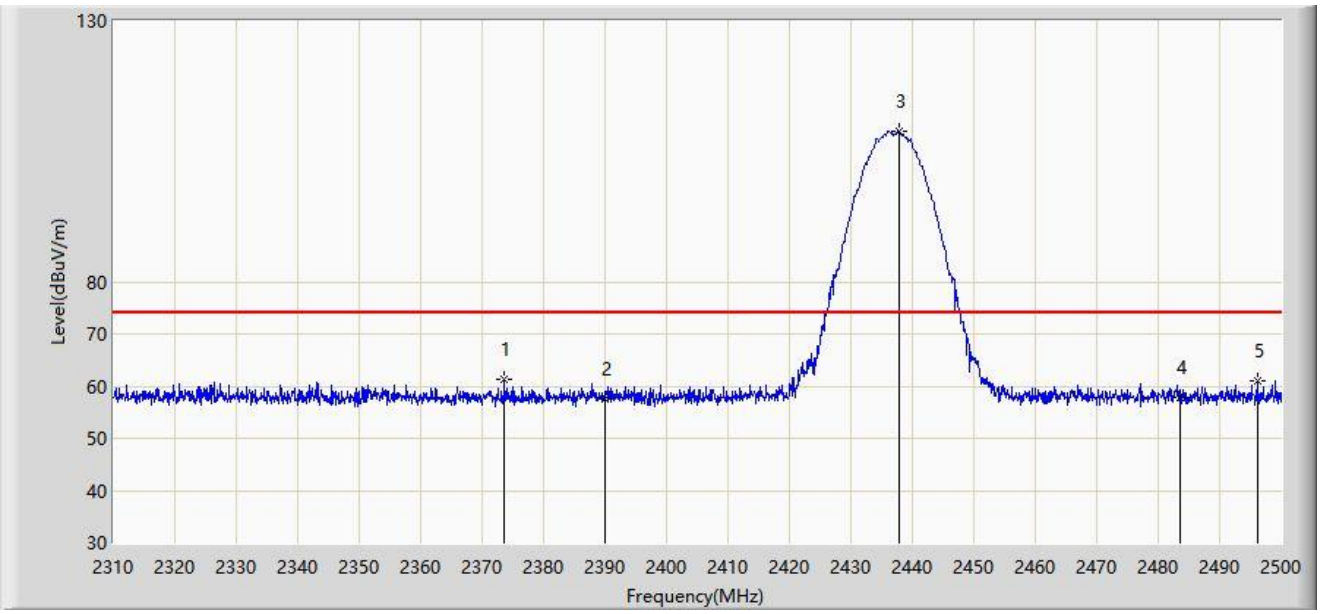

No	Mark	Frequency (MHz)	Measure Level (dBμV/m)	Reading Level (dBμV)	Margin (dB)	Limit (dBμV/m)	Factor (dB/m)	Type
1	*	2373.650	61.192	30.150	-12.808	74.000	31.042	PK
2		2390.000	57.573	26.581	-16.427	74.000	30.992	PK
3		2437.870	108.982	78.118	N/A	N/A	30.864	PK
4		2483.500	57.851	26.960	-16.149	74.000	30.892	PK
5		2496.105	60.994	30.106	-13.006	74.000	30.888	PK

Note 1: " * ", means this data is the worst emission level.

Note 2: Measure Level (dBμV/m) = Reading Level (dBμV) + Factor (dB/m).

Note 3: Factor (dB/m) = Cable Loss (dB) + Antenna Factor (dB/m).

Site: WZ-AC1	Test Date: 2022-12-22
Limit: FCC_2.4G_RE(3m)	Engineer: Carl Jiang
Probe: BBHA9120D_1167_1-18GHz	Polarity: Horizontal
EUT: WiFi 6 (802.11ax) 4×4 MU-MIMO Dual Band Module	Power: Powered by Test Jig
Test Mode: Transmit by 802.11b at 2437MHz	

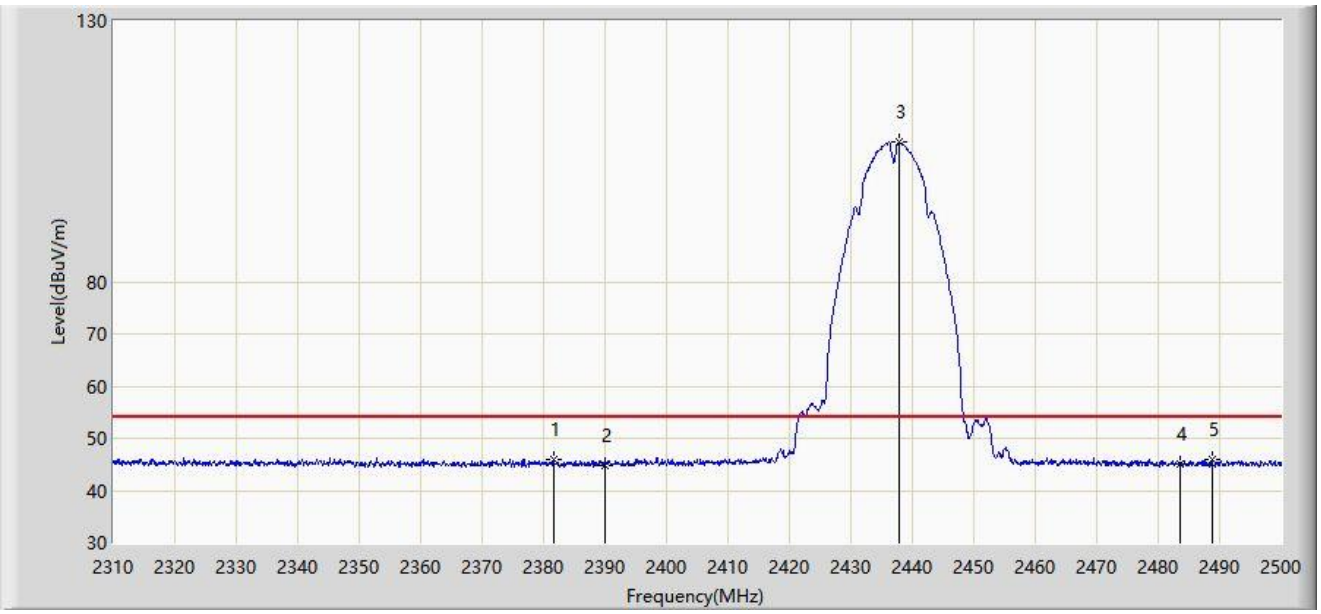

No	Mark	Frequency (MHz)	Measure Level (dBμV/m)	Reading Level (dBμV)	Margin (dB)	Limit (dBμV/m)	Factor (dB/m)	Type
1		2381.630	45.884	14.879	-8.116	54.000	31.005	AV
2		2390.000	44.926	13.934	-9.074	54.000	30.992	AV
3		2437.870	106.793	75.929	N/A	N/A	30.864	AV
4		2483.500	45.136	14.245	-8.864	54.000	30.892	AV
5	*	2488.790	45.906	15.023	-8.094	54.000	30.883	AV

Note 1: " * ", means this data is the worst emission level.

Note 2: Measure Level (dBμV/m) = Reading Level (dBμV) + Factor (dB/m).

Note 3: Factor (dB/m) = Cable Loss (dB) + Antenna Factor (dB/m).

Site: WZ-AC1	Test Date: 2022-12-22
Limit: FCC_2.4G_RE(3m)	Engineer: Carl Jiang
Probe: BBHA9120D_1167_1-18GHz	Polarity: Vertical
EUT: WiFi 6 (802.11ax) 4×4 MU-MIMO Dual Band Module	Power: Powered by Test Jig
Test Mode: Transmit by 802.11b at 2437MHz	

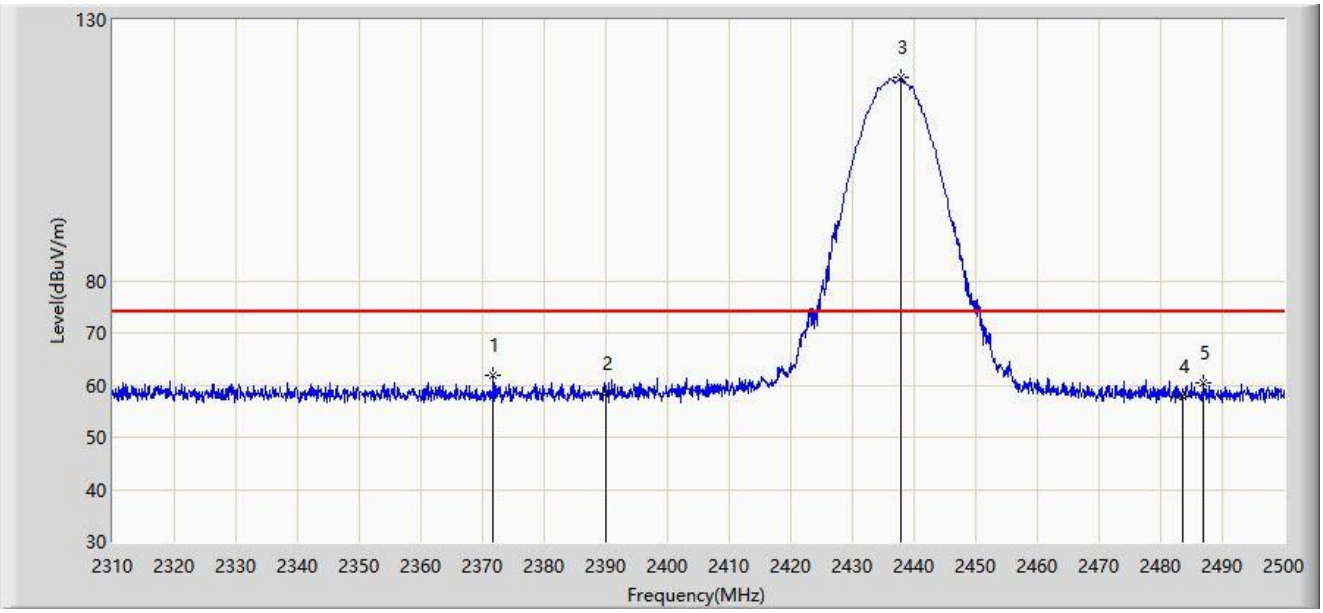

No	Mark	Frequency (MHz)	Measure Level (dBμV/m)	Reading Level (dBμV)	Margin (dB)	Limit (dBμV/m)	Factor (dB/m)	Type
1	*	2371.750	61.998	30.946	-12.002	74.000	31.051	PK
2		2390.000	58.505	27.513	-15.495	74.000	30.992	PK
3		2437.870	118.915	88.051	N/A	N/A	30.864	PK
4		2483.500	57.871	26.980	-16.129	74.000	30.892	PK
5		2486.985	60.526	29.640	-13.474	74.000	30.886	PK

Note 1: " * ", means this data is the worst emission level.

Note 2: Measure Level (dBμV/m) = Reading Level (dBμV) + Factor (dB/m).

Note 3: Factor (dB/m) = Cable Loss (dB) + Antenna Factor (dB/m).

Site: WZ-AC1	Test Date: 2022-12-22
Limit: FCC_2.4G_RE(3m)	Engineer: Carl Jiang
Probe: BBHA9120D_1167_1-18GHz	Polarity: Vertical
EUT: WiFi 6 (802.11ax) 4×4 MU-MIMO Dual Band Module	Power: Powered by Test Jig
Test Mode: Transmit by 802.11b at 2437MHz	

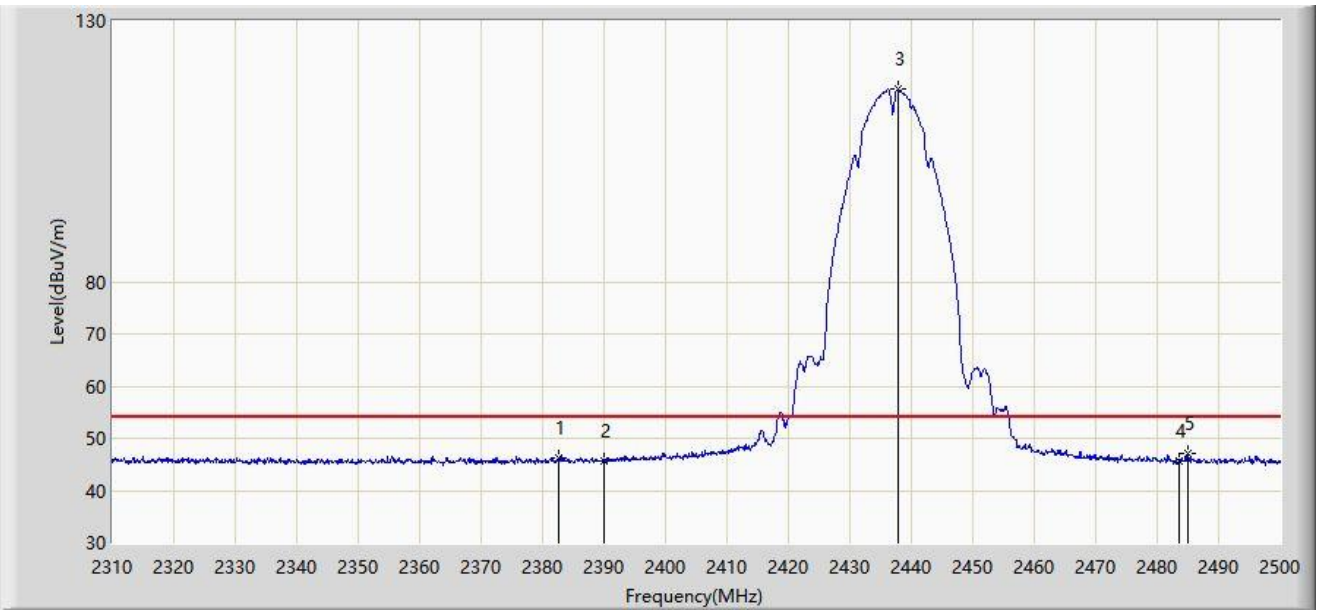

No	Mark	Frequency (MHz)	Measure Level (dBμV/m)	Reading Level (dBμV)	Margin (dB)	Limit (dBμV/m)	Factor (dB/m)	Type
1		2382.580	46.320	15.319	-7.680	54.000	31.001	AV
2		2390.000	45.723	14.731	-8.277	54.000	30.992	AV
3		2437.775	116.814	85.949	N/A	N/A	30.864	AV
4		2483.500	45.653	14.762	-8.347	54.000	30.892	AV
5	*	2484.990	46.975	16.086	-7.025	54.000	30.889	AV

Note 1: " * ", means this data is the worst emission level.

Note 2: Measure Level (dBμV/m) = Reading Level (dBμV) + Factor (dB/m).

Note 3: Factor (dB/m) = Cable Loss (dB) + Antenna Factor (dB/m).

Site: WZ-AC1	Test Date: 2022-12-22
Limit: FCC_2.4G_RE(3m)	Engineer: Carl Jiang
Probe: BBHA9120D_1167_1-18GHz	Polarity: Horizontal
EUT: WiFi 6 (802.11ax) 4×4 MU-MIMO Dual Band Module	Power: Powered by Test Jig
Test Mode: Transmit by 802.11b at 2462MHz	

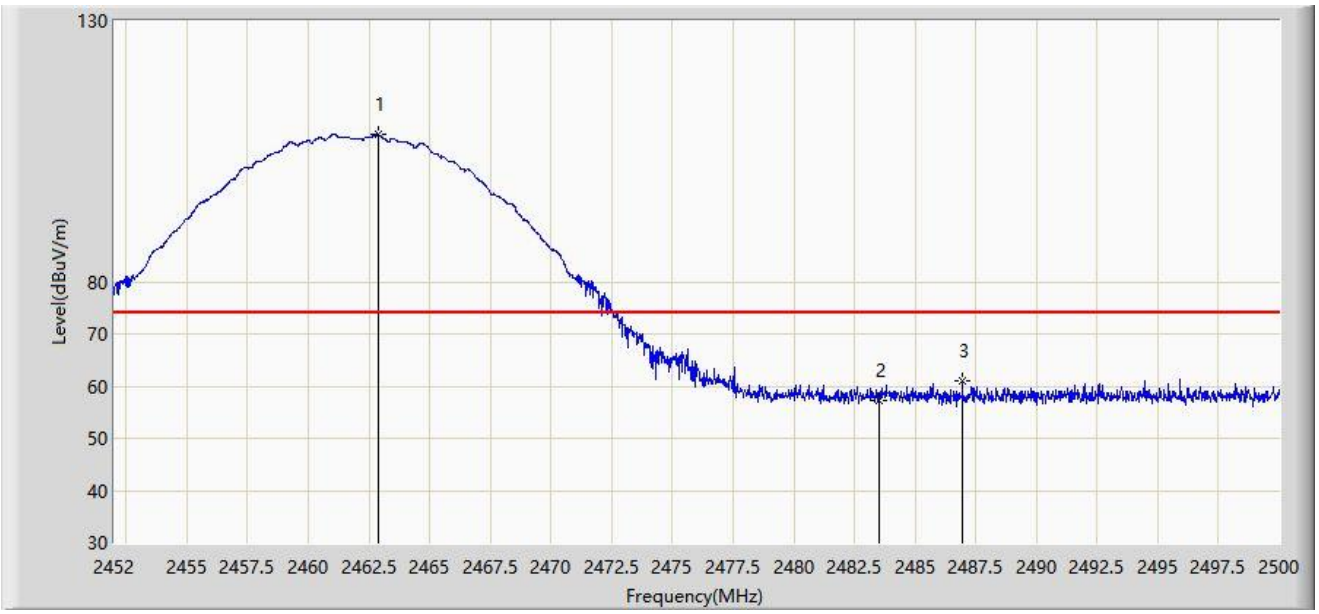

No	Mark	Frequency (MHz)	Measure Level (dBμV/m)	Reading Level (dBμV)	Margin (dB)	Limit (dBμV/m)	Factor (dB/m)	Type
1		2462.872	108.166	77.282	N/A	N/A	30.884	PK
2		2483.500	57.223	26.332	-16.777	74.000	30.892	PK
3	*	2486.944	60.882	29.996	-13.118	74.000	30.886	PK

Note 1: " * ", means this data is the worst emission level.

Note 2: Measure Level (dBμV/m) = Reading Level (dBμV) + Factor (dB/m).

Note 3: Factor (dB/m) = Cable Loss (dB) + Antenna Factor (dB/m).

Site: WZ-AC1	Test Date: 2022-12-22
Limit: FCC_2.4G_RE(3m)	Engineer: Carl Jiang
Probe: BBHA9120D_1167_1-18GHz	Polarity: Horizontal
EUT: WiFi 6 (802.11ax) 4×4 MU-MIMO Dual Band Module	Power: Powered by Test Jig
Test Mode: Transmit by 802.11b at 2462MHz	

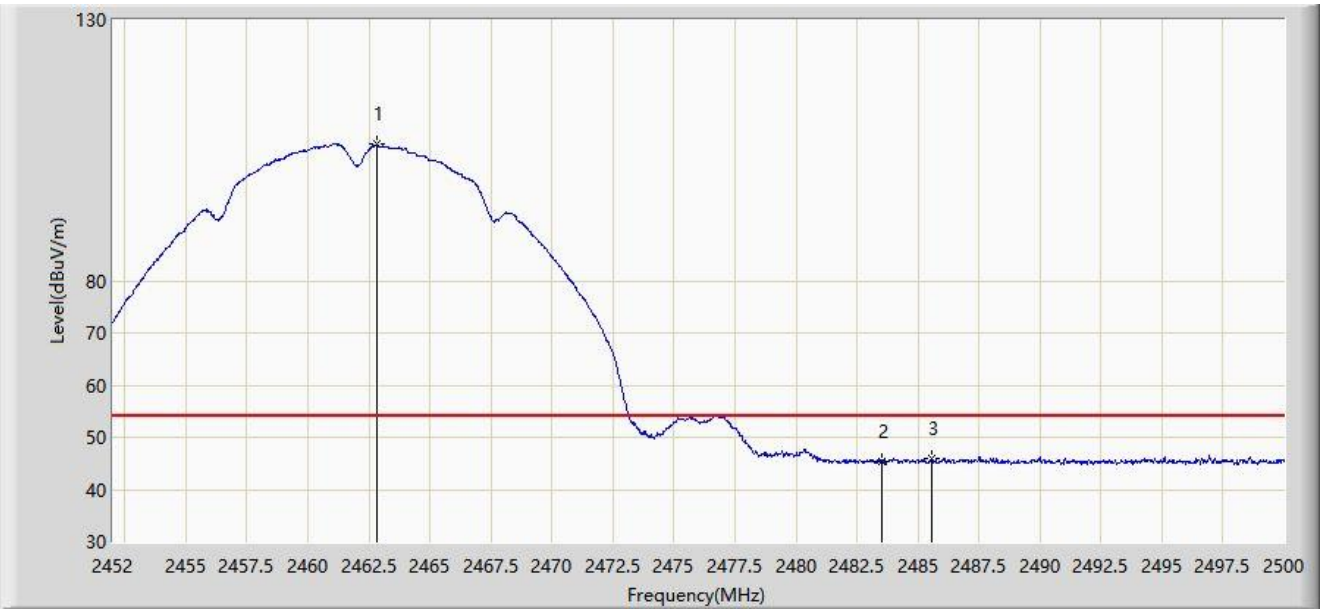

No	Mark	Frequency (MHz)	Measure Level (dBμV/m)	Reading Level (dBμV)	Margin (dB)	Limit (dBμV/m)	Factor (dB/m)	Type
1		2462.800	106.110	75.226	N/A	N/A	30.884	AV
2		2483.500	45.314	14.423	-8.686	54.000	30.892	AV
3	*	2485.576	45.854	14.966	-8.146	54.000	30.888	AV

Note 1: " * ", means this data is the worst emission level.

Note 2: Measure Level (dBμV/m) = Reading Level (dBμV) + Factor (dB/m).

Note 3: Factor (dB/m) = Cable Loss (dB) + Antenna Factor (dB/m).

Site: WZ-AC1	Test Date: 2022-12-22
Limit: FCC_2.4G_RE(3m)	Engineer: Carl Jiang
Probe: BBHA9120D_1167_1-18GHz	Polarity: Vertical
EUT: WiFi 6 (802.11ax) 4×4 MU-MIMO Dual Band Module	Power: Powered by Test Jig
Test Mode: Transmit by 802.11b at 2462MHz	

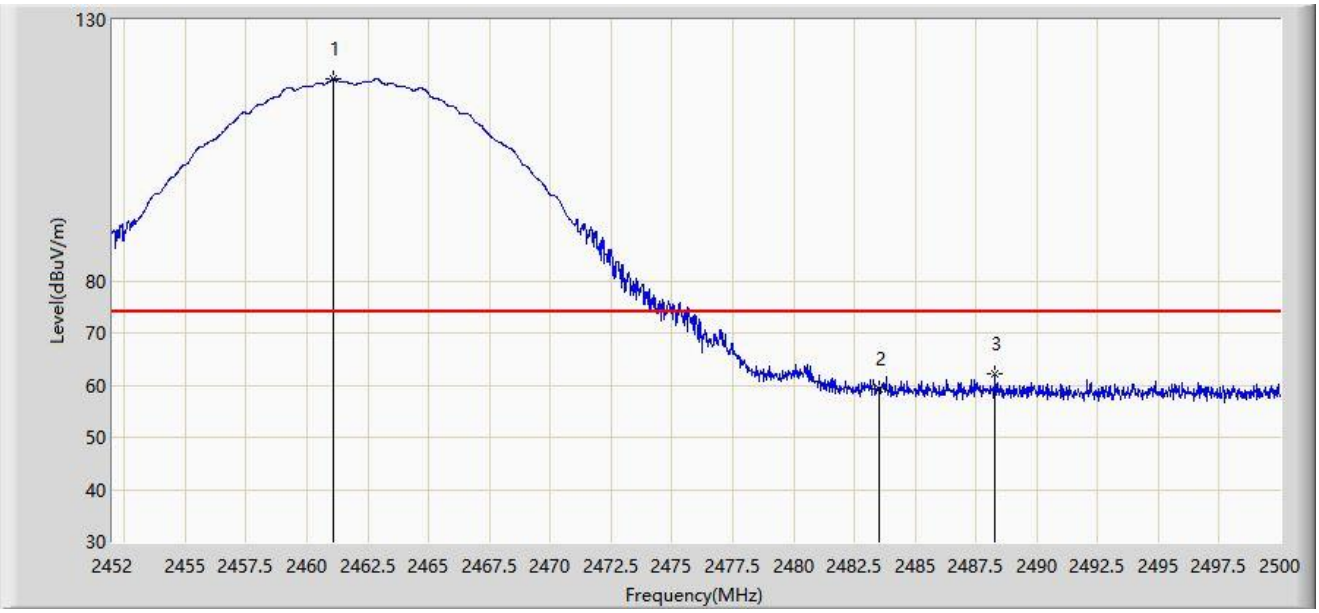

No	Mark	Frequency (MHz)	Measure Level (dBμV/m)	Reading Level (dBμV)	Margin (dB)	Limit (dBμV/m)	Factor (dB/m)	Type
1		2461.072	118.671	87.791	N/A	N/A	30.880	PK
2		2483.500	59.381	28.490	-14.619	74.000	30.892	PK
3	*	2488.288	62.076	31.192	-11.924	74.000	30.884	PK

Note 1: " * ", means this data is the worst emission level.

Note 2: Measure Level (dBμV/m) = Reading Level (dBμV) + Factor (dB/m).

Note 3: Factor (dB/m) = Cable Loss (dB) + Antenna Factor (dB/m).

Site: WZ-AC1	Test Date: 2022-12-22
Limit: FCC_2.4G_RE(3m)	Engineer: Carl Jiang
Probe: BBHA9120D_1167_1-18GHz	Polarity: Vertical
EUT: WiFi 6 (802.11ax) 4×4 MU-MIMO Dual Band Module	Power: Powered by Test Jig
Test Mode: Transmit by 802.11b at 2462MHz	

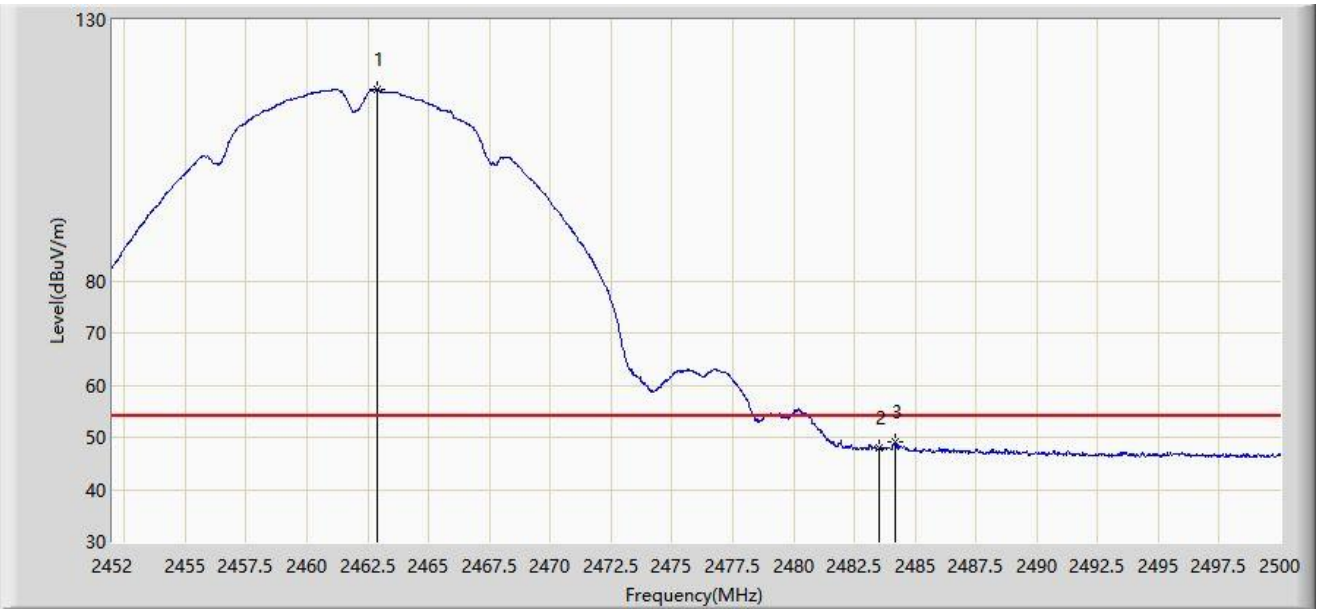

No	Mark	Frequency (MHz)	Measure Level (dBμV/m)	Reading Level (dBμV)	Margin (dB)	Limit (dBμV/m)	Factor (dB/m)	Type
1		2462.872	116.644	85.760	N/A	N/A	30.884	AV
2		2483.500	47.830	16.939	-6.170	54.000	30.892	AV
3	*	2484.160	48.990	18.100	-5.010	54.000	30.891	AV

Note 1: " * ", means this data is the worst emission level.

Note 2: Measure Level (dBμV/m) = Reading Level (dBμV) + Factor (dB/m).

Note 3: Factor (dB/m) = Cable Loss (dB) + Antenna Factor (dB/m).

Site: WZ-AC1	Test Date: 2022-12-22
Limit: FCC_2.4G_RE(3m)	Engineer: Carl Jiang
Probe: BBHA9120D_1167_1-18GHz	Polarity: Horizontal
EUT: WiFi 6 (802.11ax) 4×4 MU-MIMO Dual Band Module	Power: Powered by Test Jig
Test Mode: Transmit by 802.11g at 2412MHz	

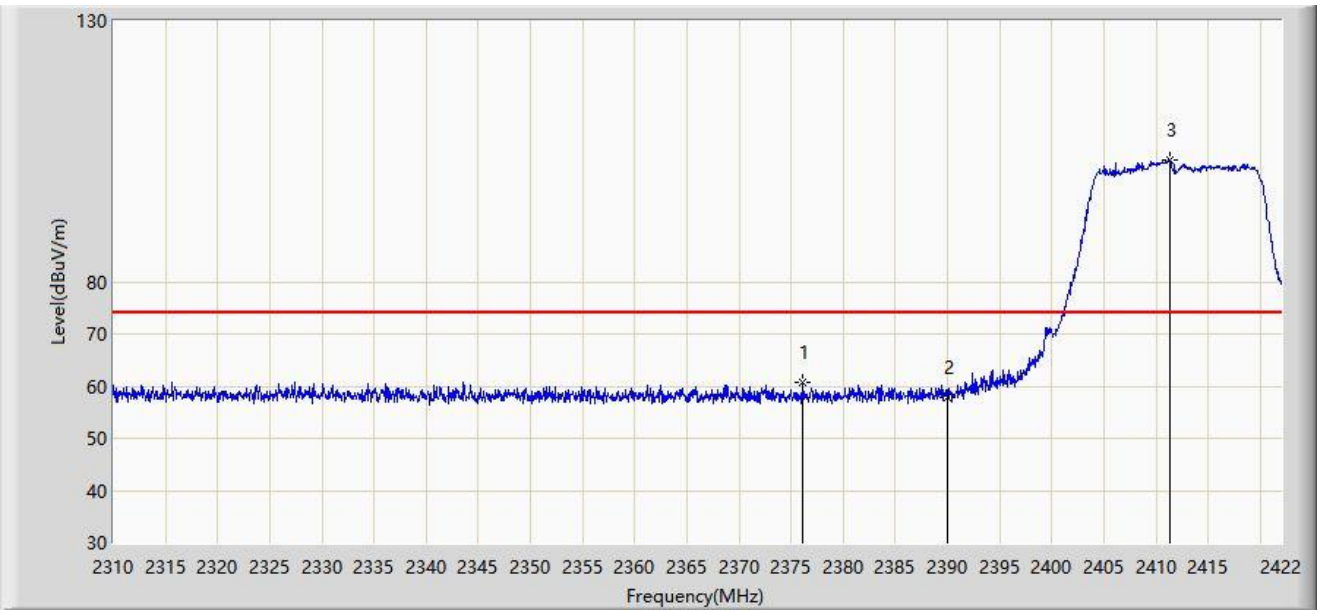

No	Mark	Frequency (MHz)	Measure Level (dBμV/m)	Reading Level (dBμV)	Margin (dB)	Limit (dBμV/m)	Factor (dB/m)	Type
1	*	2376.080	60.740	29.710	-13.260	74.000	31.030	PK
2		2390.000	57.959	26.967	-16.041	74.000	30.992	PK
3		2411.304	103.437	72.481	N/A	N/A	30.956	PK

Note 1: " * ", means this data is the worst emission level.

Note 2: Measure Level (dBμV/m) = Reading Level (dBμV) + Factor (dB/m).

Note 3: Factor (dB/m) = Cable Loss (dB) + Antenna Factor (dB/m).

Site: WZ-AC1	Test Date: 2022-12-22
Limit: FCC_2.4G_RE(3m)	Engineer: Carl Jiang
Probe: BBHA9120D_1167_1-18GHz	Polarity: Horizontal
EUT: WiFi 6 (802.11ax) 4×4 MU-MIMO Dual Band Module	Power: Powered by Test Jig
Test Mode: Transmit by 802.11g at 2412MHz	

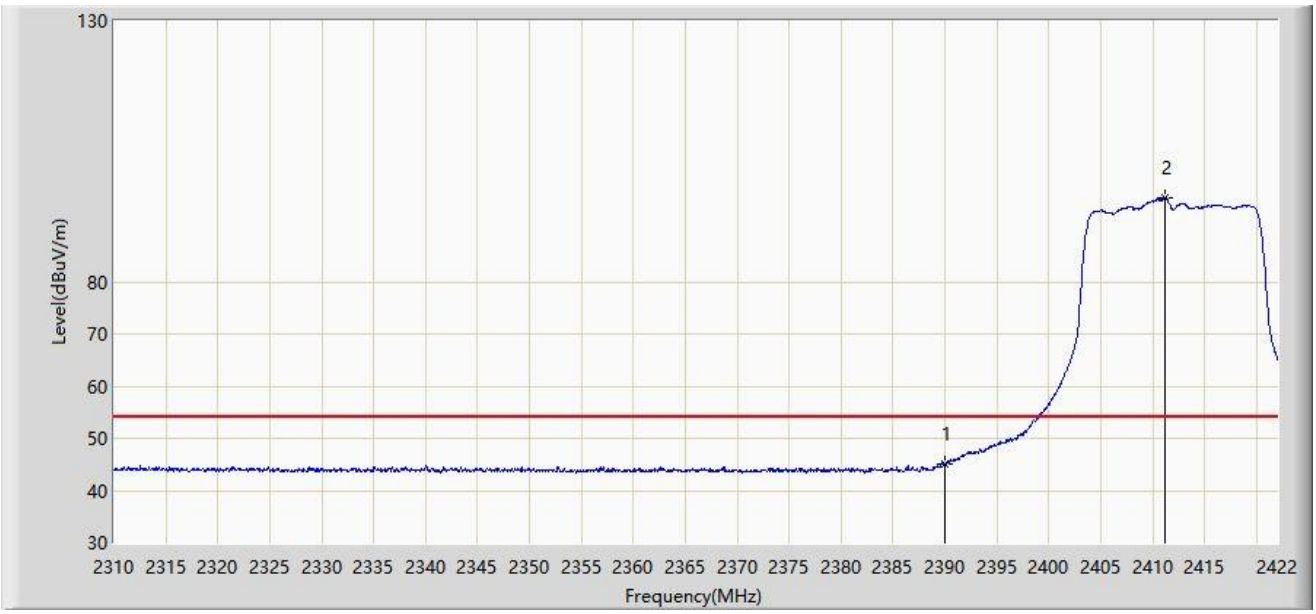

No	Mark	Frequency (MHz)	Measure Level (dBμV/m)	Reading Level (dBμV)	Margin (dB)	Limit (dBμV/m)	Factor (dB/m)	Type
1	*	2390.000	45.006	14.014	-8.994	54.000	30.992	AV
2		2411.136	96.075	65.118	N/A	N/A	30.957	AV

Note 1: " * ", means this data is the worst emission level.

Note 2: Measure Level (dBμV/m) = Reading Level (dBμV) + Factor (dB/m).

Note 3: Factor (dB/m) = Cable Loss (dB) + Antenna Factor (dB/m).

Site: WZ-AC1	Test Date: 2022-12-22
Limit: FCC_2.4G_RE(3m)	Engineer: Carl Jiang
Probe: BBHA9120D_1167_1-18GHz	Polarity: Vertical
EUT: WiFi 6 (802.11ax) 4×4 MU-MIMO Dual Band Module	Power: Powered by Test Jig
Test Mode: Transmit by 802.11g at 2412MHz	

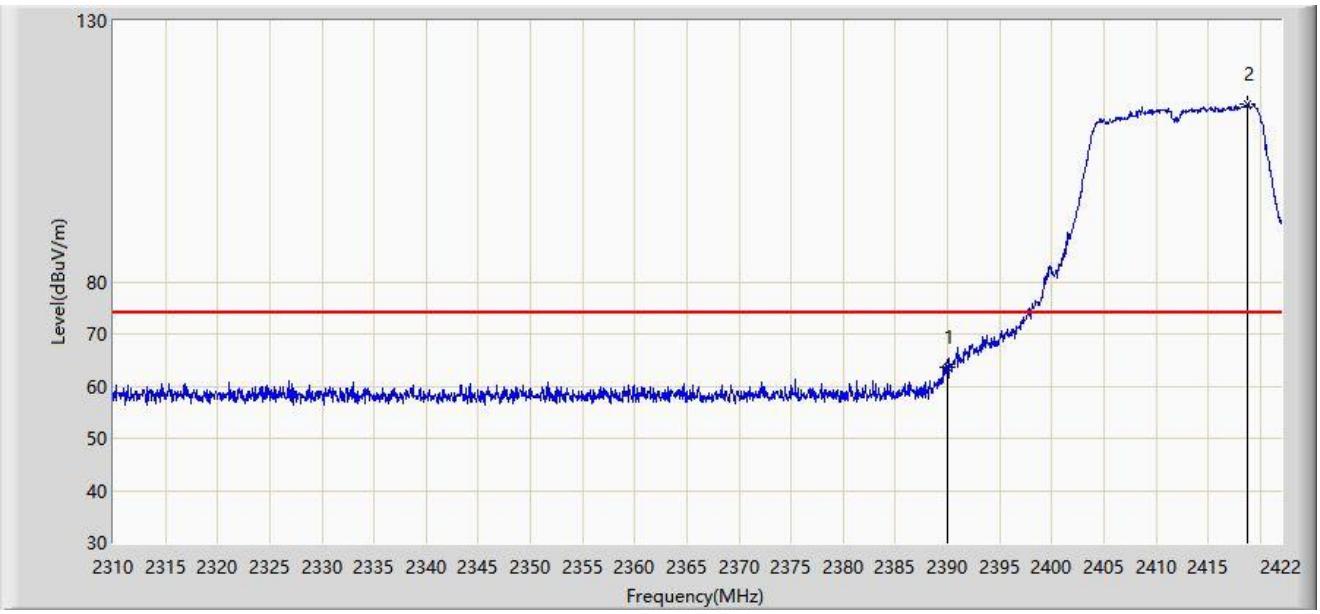

No	Mark	Frequency (MHz)	Measure Level (dBμV/m)	Reading Level (dBμV)	Margin (dB)	Limit (dBμV/m)	Factor (dB/m)	Type
1	*	2390.000	63.580	32.588	-10.420	74.000	30.992	PK
2		2418.808	114.164	83.228	N/A	N/A	30.936	PK

Note 1: " * ", means this data is the worst emission level.

Note 2: Measure Level (dBμV/m) = Reading Level (dBμV) + Factor (dB/m).

Note 3: Factor (dB/m) = Cable Loss (dB) + Antenna Factor (dB/m).

Site: WZ-AC1	Test Date: 2022-12-22
Limit: FCC_2.4G_RE(3m)	Engineer: Carl Jiang
Probe: BBHA9120D_1167_1-18GHz	Polarity: Vertical
EUT: WiFi 6 (802.11ax) 4×4 MU-MIMO Dual Band Module	Power: Powered by Test Jig
Test Mode: Transmit by 802.11g at 2412MHz	

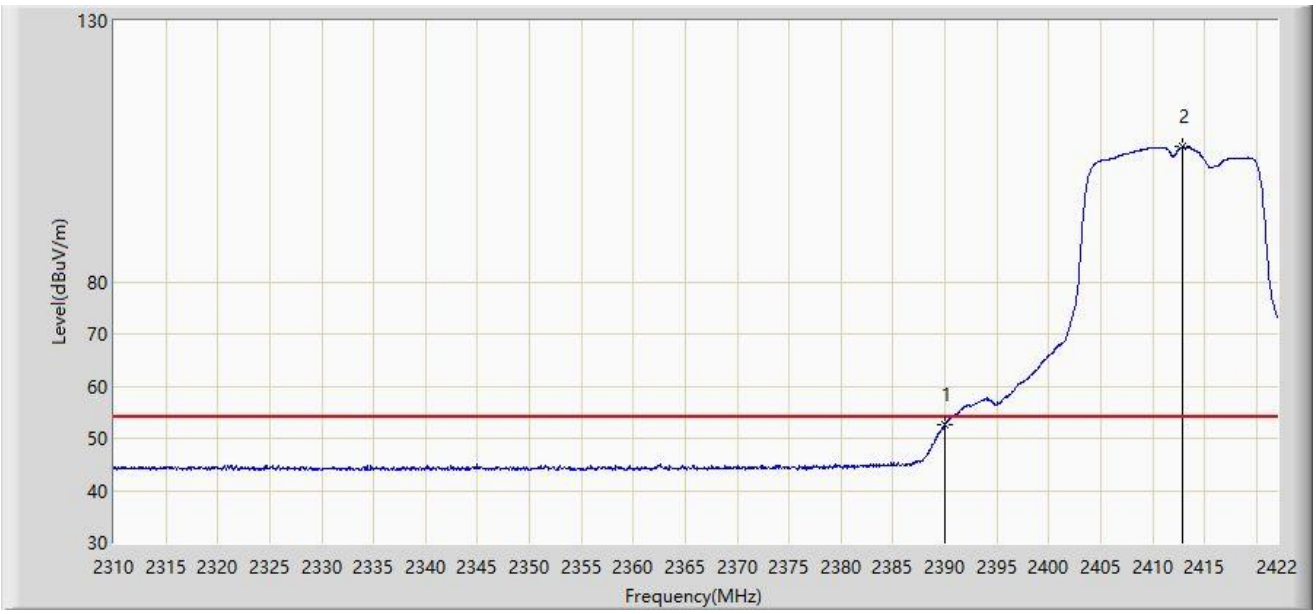

No	Mark	Frequency (MHz)	Measure Level (dBμV/m)	Reading Level (dBμV)	Margin (dB)	Limit (dBμV/m)	Factor (dB/m)	Type
1	*	2390.000	52.730	21.738	-1.270	54.000	30.992	AV
2		2412.928	105.840	74.888	N/A	N/A	30.951	AV

Note 1: " * ", means this data is the worst emission level.

Note 2: Measure Level (dBμV/m) = Reading Level (dBμV) + Factor (dB/m).

Note 3: Factor (dB/m) = Cable Loss (dB) + Antenna Factor (dB/m).

Site: WZ-AC1	Test Date: 2022-12-22
Limit: FCC_2.4G_RE(3m)	Engineer: Carl Jiang
Probe: BBHA9120D_1167_1-18GHz	Polarity: Horizontal
EUT: WiFi 6 (802.11ax) 4×4 MU-MIMO Dual Band Module	Power: Powered by Test Jig
Test Mode: Transmit by 802.11g at 2417MHz	

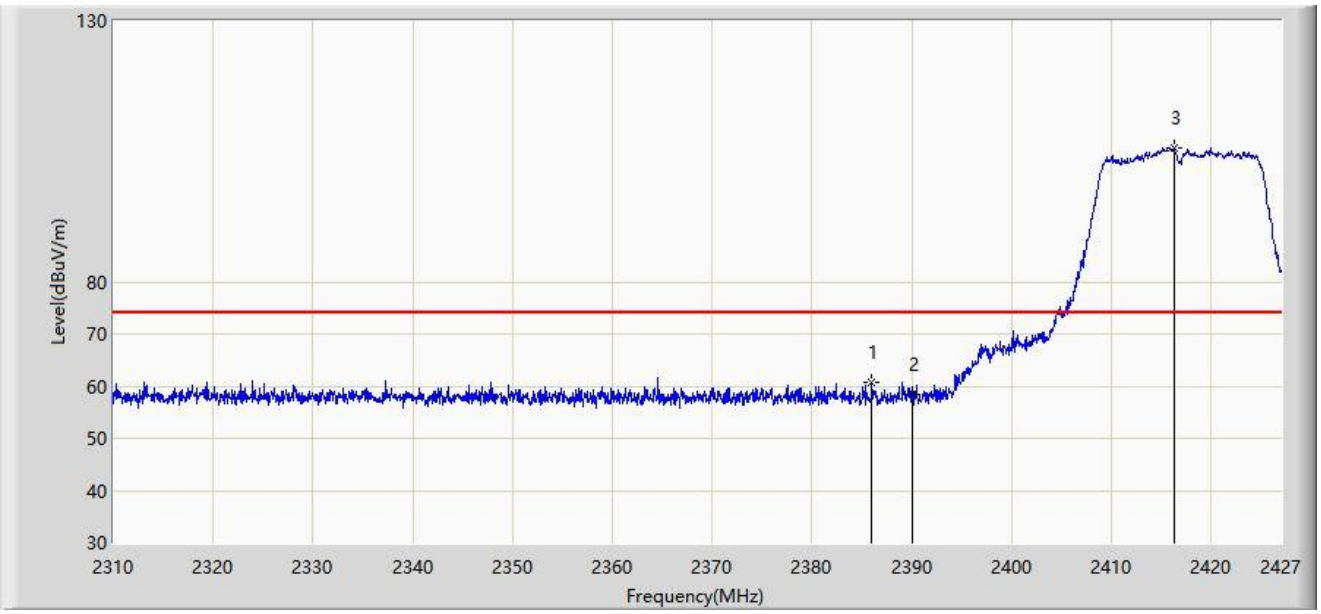

No	Mark	Frequency (MHz)	Measure Level (dBμV/m)	Reading Level (dBμV)	Margin (dB)	Limit (dBμV/m)	Factor (dB/m)	Type
1	*	2385.991	60.802	29.808	-13.198	74.000	30.994	PK
2		2390.000	58.349	27.357	-15.651	74.000	30.992	PK
3		2416.294	105.791	74.848	N/A	N/A	30.943	PK

Note 1: " * ", means this data is the worst emission level.

Note 2: Measure Level (dBμV/m) = Reading Level (dBμV) + Factor (dB/m).

Note 3: Factor (dB/m) = Cable Loss (dB) + Antenna Factor (dB/m).

Site: WZ-AC1	Test Date: 2022-12-22
Limit: FCC_2.4G_RE(3m)	Engineer: Carl Jiang
Probe: BBHA9120D_1167_1-18GHz	Polarity: Horizontal
EUT: WiFi 6 (802.11ax) 4×4 MU-MIMO Dual Band Module	Power: Powered by Test Jig
Test Mode: Transmit by 802.11g at 2417MHz	

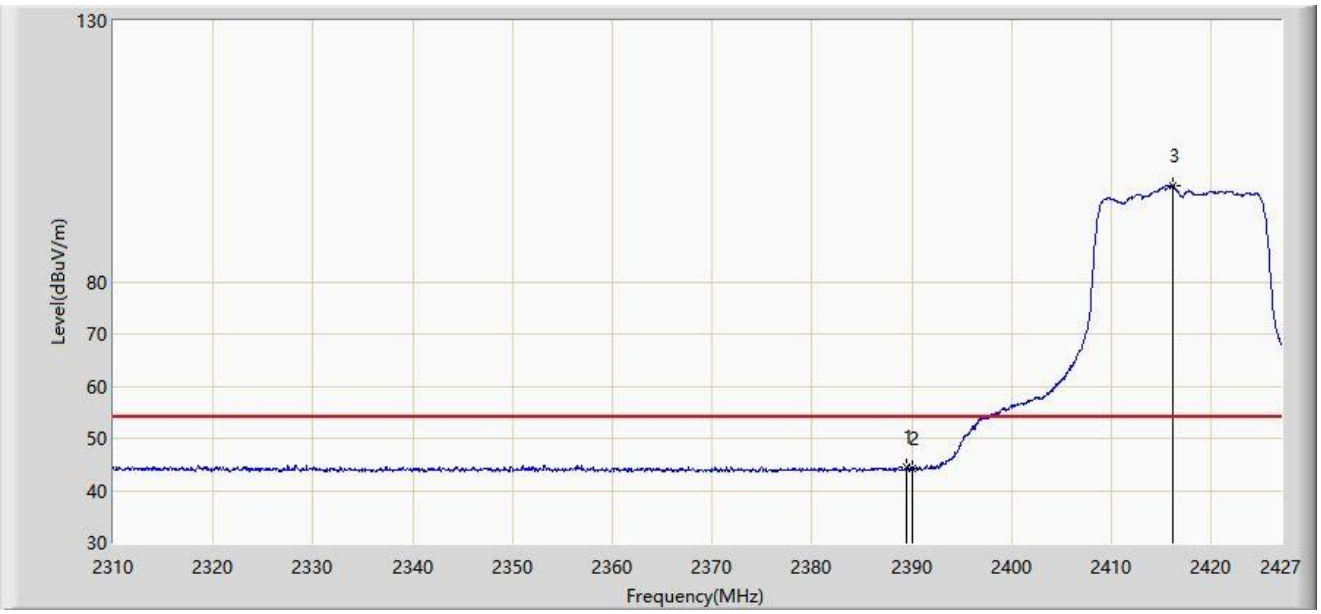

No	Mark	Frequency (MHz)	Measure Level (dBμV/m)	Reading Level (dBμV)	Margin (dB)	Limit (dBμV/m)	Factor (dB/m)	Type
1	*	2389.501	44.351	13.359	-9.649	54.000	30.992	AV
2		2390.000	44.260	13.268	-9.740	54.000	30.992	AV
3		2416.177	98.341	67.398	N/A	N/A	30.943	AV

Note 1: " * ", means this data is the worst emission level.

Note 2: Measure Level (dBμV/m) = Reading Level (dBμV) + Factor (dB/m).

Note 3: Factor (dB/m) = Cable Loss (dB) + Antenna Factor (dB/m).

Site: WZ-AC1	Test Date: 2022-12-22
Limit: FCC_2.4G_RE(3m)	Engineer: Carl Jiang
Probe: BBHA9120D_1167_1-18GHz	Polarity: Vertical
EUT: WiFi 6 (802.11ax) 4×4 MU-MIMO Dual Band Module	Power: Powered by Test Jig
Test Mode: Transmit by 802.11g at 2417MHz	

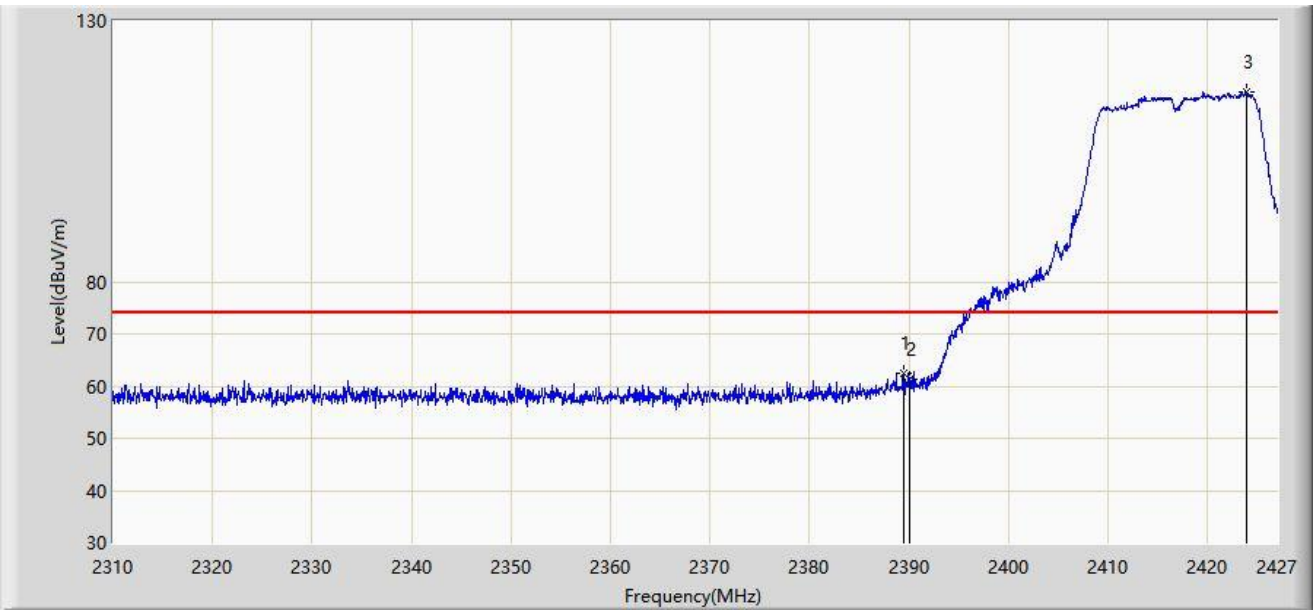

No	Mark	Frequency (MHz)	Measure Level (dBμV/m)	Reading Level (dBμV)	Margin (dB)	Limit (dBμV/m)	Factor (dB/m)	Type
1	*	2389.501	62.479	31.487	-11.521	74.000	30.992	PK
2		2390.000	61.266	30.274	-12.734	74.000	30.992	PK
3		2423.958	116.234	85.318	N/A	N/A	30.917	PK

Note 1: " * ", means this data is the worst emission level.

Note 2: Measure Level (dBμV/m) = Reading Level (dBμV) + Factor (dB/m).

Note 3: Factor (dB/m) = Cable Loss (dB) + Antenna Factor (dB/m).

Site: WZ-AC1	Test Date: 2022-12-22
Limit: FCC_2.4G_RE(3m)	Engineer: Carl Jiang
Probe: BBHA9120D_1167_1-18GHz	Polarity: Vertical
EUT: WiFi 6 (802.11ax) 4×4 MU-MIMO Dual Band Module	Power: Powered by Test Jig
Test Mode: Transmit by 802.11g at 2417MHz	

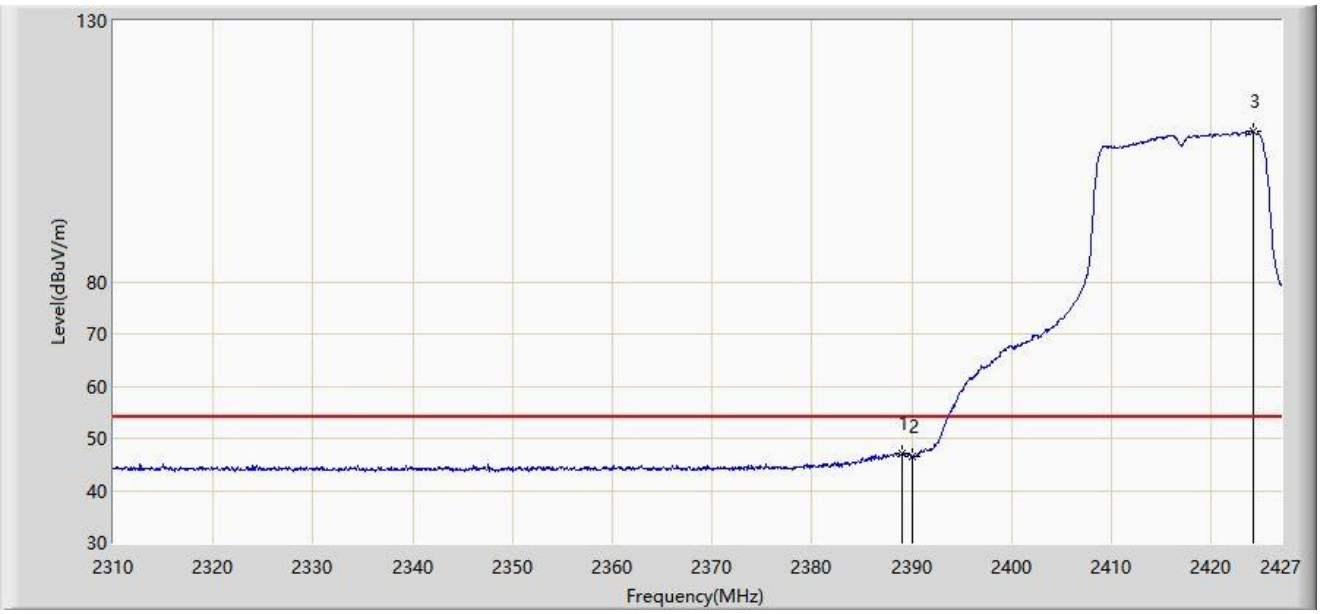

No	Mark	Frequency (MHz)	Measure Level (dBμV/m)	Reading Level (dBμV)	Margin (dB)	Limit (dBμV/m)	Factor (dB/m)	Type
1	*	2388.975	47.207	16.214	-6.793	54.000	30.993	AV
2		2390.000	46.585	15.593	-7.415	54.000	30.992	AV
3		2424.192	108.749	77.834	N/A	N/A	30.915	AV

Note 1: " * ", means this data is the worst emission level.

Note 2: Measure Level (dBμV/m) = Reading Level (dBμV) + Factor (dB/m).

Note 3: Factor (dB/m) = Cable Loss (dB) + Antenna Factor (dB/m).

Site: WZ-AC1	Test Date: 2022-12-22
Limit: FCC_2.4G_RE(3m)	Engineer: Carl Jiang
Probe: BBHA9120D_1167_1-18GHz	Polarity: Horizontal
EUT: WiFi 6 (802.11ax) 4×4 MU-MIMO Dual Band Module	Power: Powered by Test Jig
Test Mode: Transmit by 802.11g at 2422MHz	

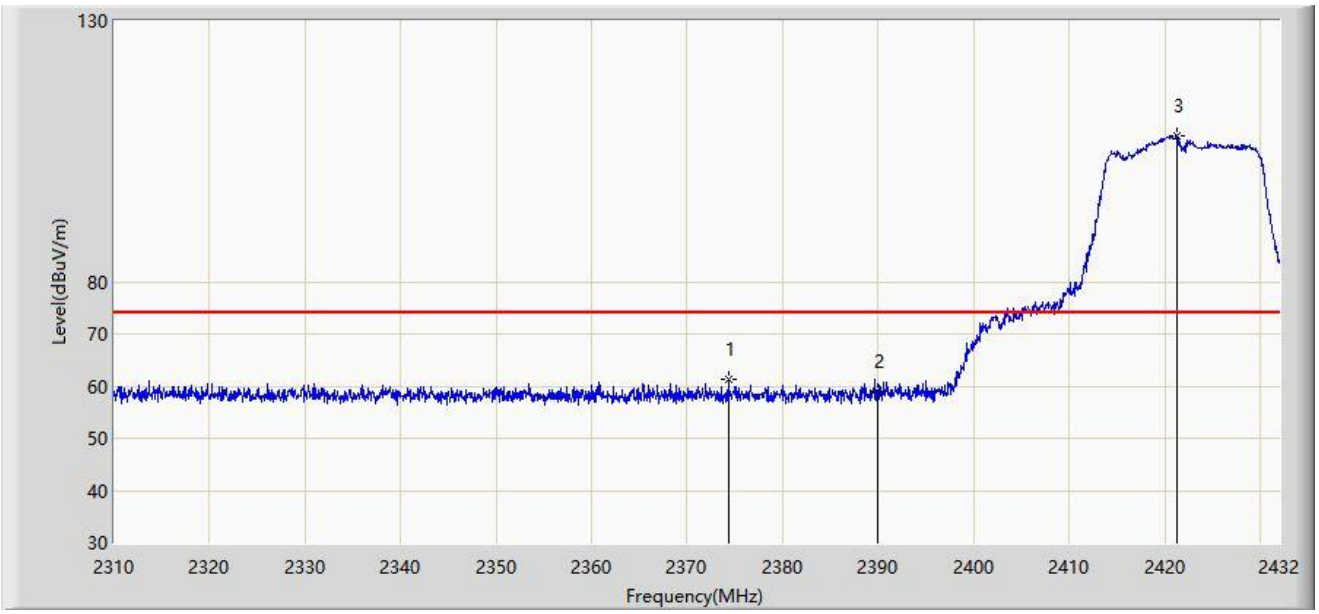

No	Mark	Frequency (MHz)	Measure Level (dBμV/m)	Reading Level (dBμV)	Margin (dB)	Limit (dBμV/m)	Factor (dB/m)	Type
1	*	2374.355	61.225	30.186	-12.775	74.000	31.039	PK
2		2390.000	58.962	27.970	-15.038	74.000	30.992	PK
3		2421.325	108.031	77.104	N/A	N/A	30.928	PK

Note 1: " * ", means this data is the worst emission level.

Note 2: Measure Level (dBμV/m) = Reading Level (dBμV) + Factor (dB/m).

Note 3: Factor (dB/m) = Cable Loss (dB) + Antenna Factor (dB/m).

Site: WZ-AC1	Test Date: 2022-12-22
Limit: FCC_2.4G_RE(3m)	Engineer: Carl Jiang
Probe: BBHA9120D_1167_1-18GHz	Polarity: Horizontal
EUT: WiFi 6 (802.11ax) 4×4 MU-MIMO Dual Band Module	Power: Powered by Test Jig
Test Mode: Transmit by 802.11g at 2422MHz	

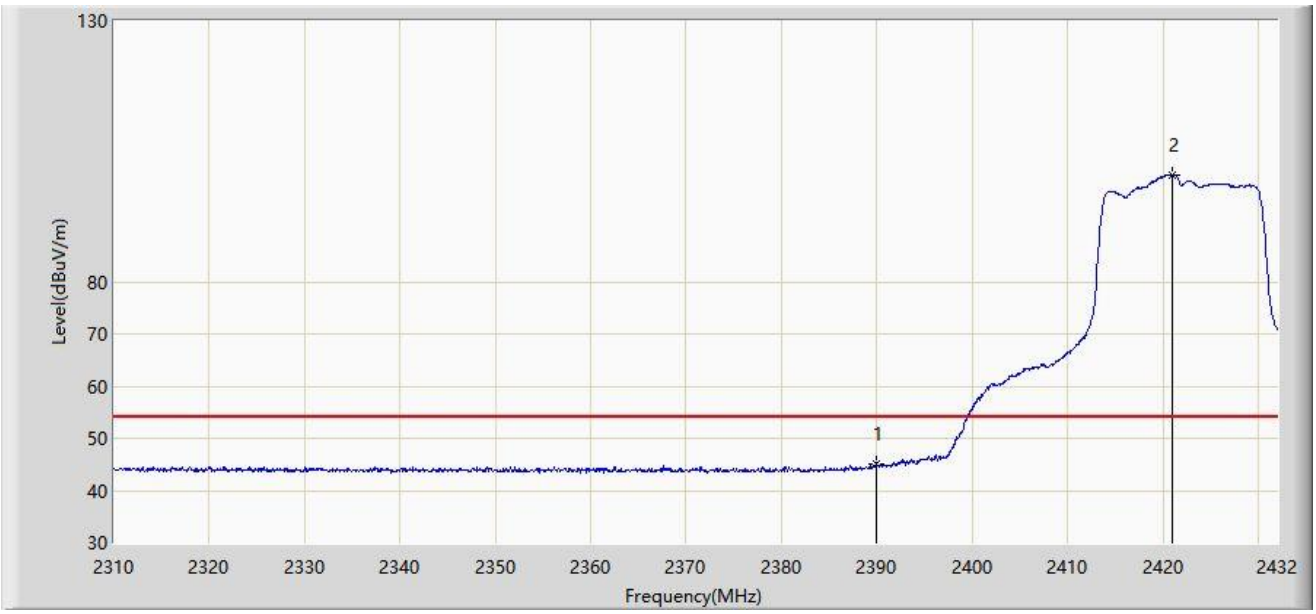

No	Mark	Frequency (MHz)	Measure Level (dBμV/m)	Reading Level (dBμV)	Margin (dB)	Limit (dBμV/m)	Factor (dB/m)	Type
1	*	2390.000	45.054	14.062	-8.946	54.000	30.992	AV
2		2420.959	100.455	69.526	N/A	N/A	30.929	AV

Note 1: " * ", means this data is the worst emission level.

Note 2: Measure Level (dBμV/m) = Reading Level (dBμV) + Factor (dB/m).

Note 3: Factor (dB/m) = Cable Loss (dB) + Antenna Factor (dB/m).

Site: WZ-AC1	Test Date: 2022-12-22
Limit: FCC_2.4G_RE(3m)	Engineer: Carl Jiang
Probe: BBHA9120D_1167_1-18GHz	Polarity: Vertical
EUT: WiFi 6 (802.11ax) 4×4 MU-MIMO Dual Band Module	Power: Powered by Test Jig
Test Mode: Transmit by 802.11g at 2422MHz	

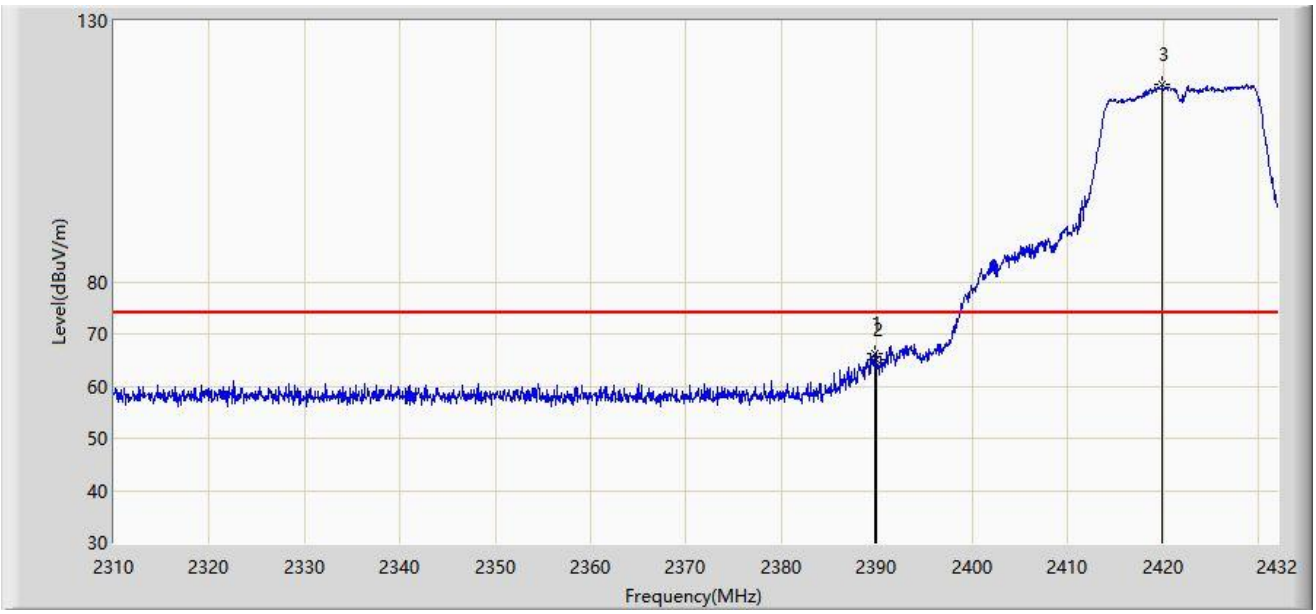

No	Mark	Frequency (MHz)	Measure Level (dBμV/m)	Reading Level (dBμV)	Margin (dB)	Limit (dBμV/m)	Factor (dB/m)	Type
1	*	2389.788	66.276	35.284	-7.724	74.000	30.993	PK
2		2390.000	65.167	34.175	-8.833	74.000	30.992	PK
3		2419.983	117.708	86.775	N/A	N/A	30.933	PK

Note 1: " * ", means this data is the worst emission level.

Note 2: Measure Level (dBμV/m) = Reading Level (dBμV) + Factor (dB/m).

Note 3: Factor (dB/m) = Cable Loss (dB) + Antenna Factor (dB/m).

Site: WZ-AC1	Test Date: 2022-12-22
Limit: FCC_2.4G_RE(3m)	Engineer: Carl Jiang
Probe: BBHA9120D_1167_1-18GHz	Polarity: Vertical
EUT: WiFi 6 (802.11ax) 4×4 MU-MIMO Dual Band Module	Power: Powered by Test Jig
Test Mode: Transmit by 802.11g at 2422MHz	

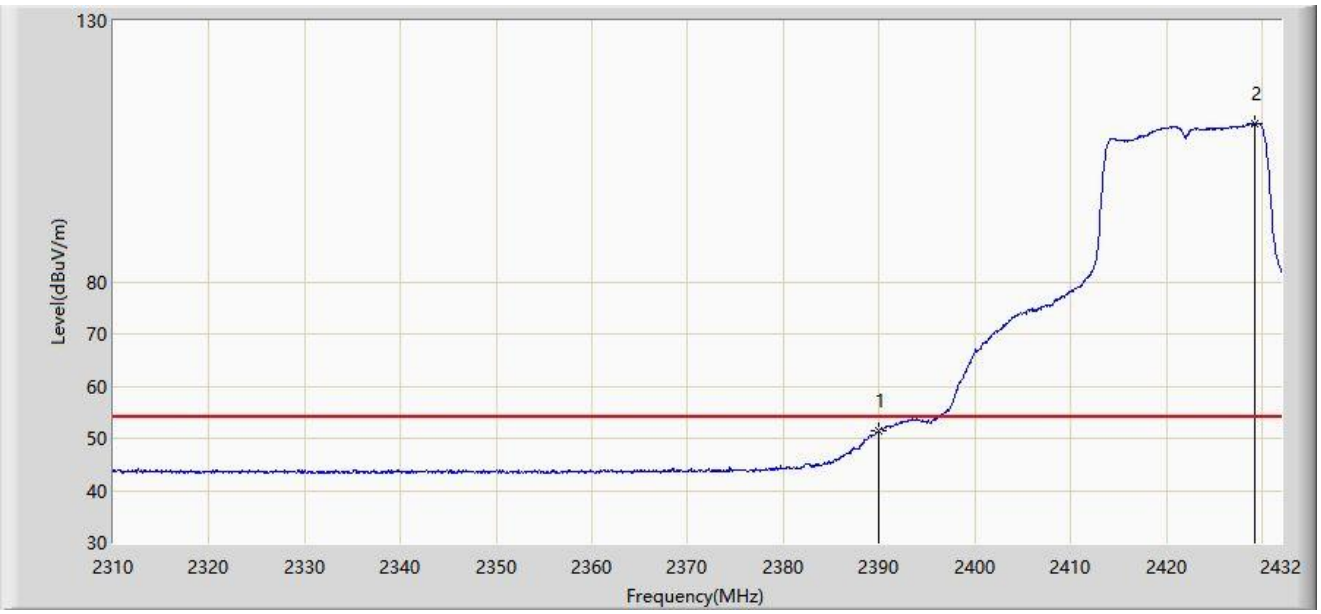

No	Mark	Frequency (MHz)	Measure Level (dBμV/m)	Reading Level (dBμV)	Margin (dB)	Limit (dBμV/m)	Factor (dB/m)	Type
1	*	2390.000	51.432	20.440	-2.568	54.000	30.992	AV
2		2429.316	110.294	79.399	N/A	N/A	30.894	AV

Note 1: " * ", means this data is the worst emission level.

Note 2: Measure Level (dBμV/m) = Reading Level (dBμV) + Factor (dB/m).

Note 3: Factor (dB/m) = Cable Loss (dB) + Antenna Factor (dB/m).

Site: WZ-AC1	Test Date: 2022-12-22
Limit: FCC_2.4G_RE(3m)	Engineer: Carl Jiang
Probe: BBHA9120D_1167_1-18GHz	Polarity: Horizontal
EUT: WiFi 6 (802.11ax) 4×4 MU-MIMO Dual Band Module	Power: Powered by Test Jig
Test Mode: Transmit by 802.11g at 2427MHz	

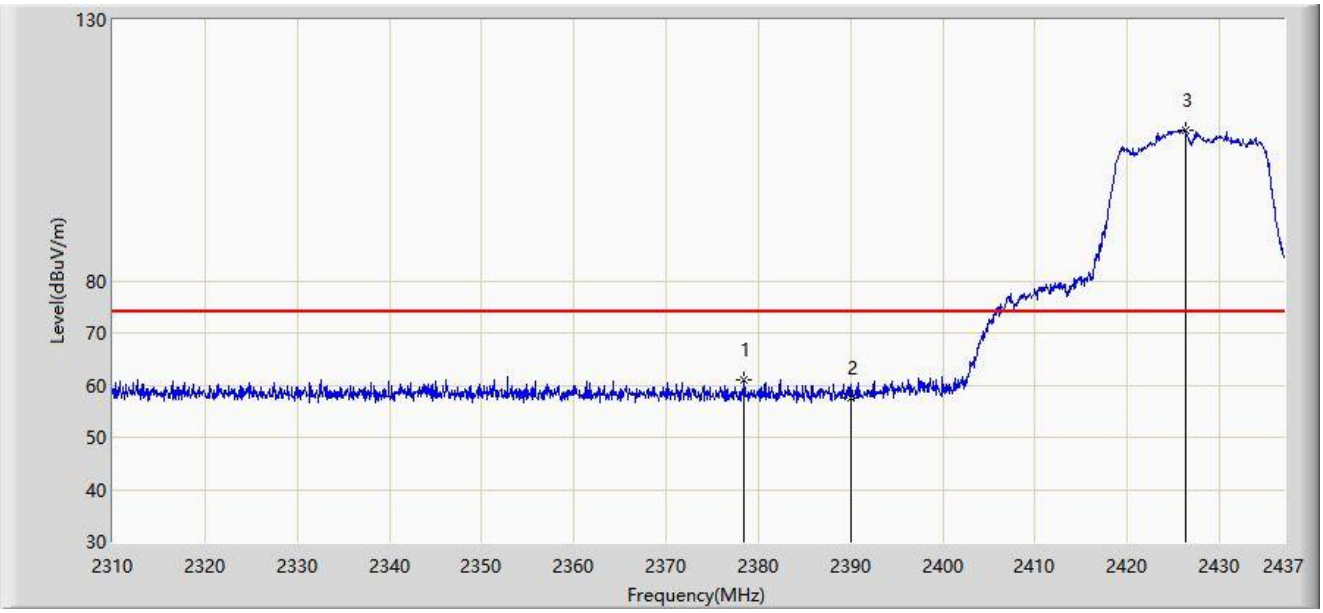

No	Mark	Frequency (MHz)	Measure Level (dBμV/m)	Reading Level (dBμV)	Margin (dB)	Limit (dBμV/m)	Factor (dB/m)	Type
1	*	2378.453	60.906	29.887	-13.094	74.000	31.020	PK
2		2390.000	57.461	26.469	-16.539	74.000	30.992	PK
3		2426.332	108.837	77.931	N/A	N/A	30.906	PK

Note 1: " * ", means this data is the worst emission level.

Note 2: Measure Level (dBμV/m) = Reading Level (dBμV) + Factor (dB/m).

Note 3: Factor (dB/m) = Cable Loss (dB) + Antenna Factor (dB/m).

Site: WZ-AC1	Test Date: 2022-12-22
Limit: FCC_2.4G_RE(3m)	Engineer: Carl Jiang
Probe: BBHA9120D_1167_1-18GHz	Polarity: Horizontal
EUT: WiFi 6 (802.11ax) 4×4 MU-MIMO Dual Band Module	Power: Powered by Test Jig
Test Mode: Transmit by 802.11g at 2427MHz	

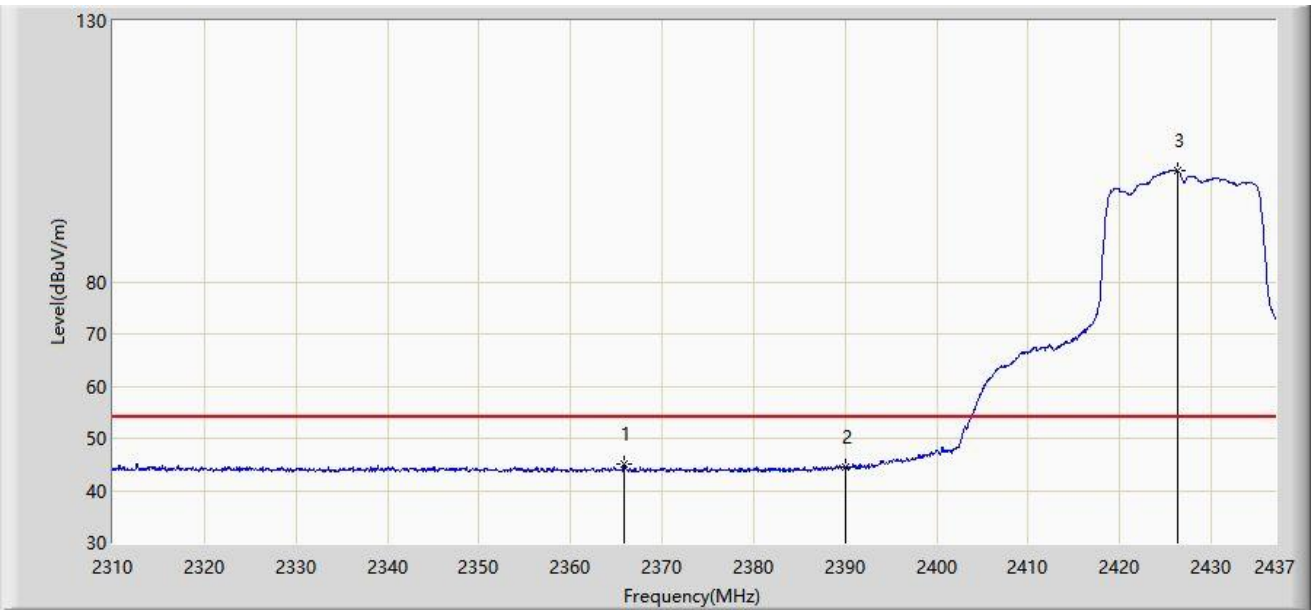

No	Mark	Frequency (MHz)	Measure Level (dBμV/m)	Reading Level (dBμV)	Margin (dB)	Limit (dBμV/m)	Factor (dB/m)	Type
1	*	2365.816	45.011	13.930	-8.989	54.000	31.081	AV
2		2390.000	44.438	13.446	-9.562	54.000	30.992	AV
3		2426.269	101.303	70.397	N/A	N/A	30.906	AV

Note 1: " * ", means this data is the worst emission level.

Note 2: Measure Level (dBμV/m) = Reading Level (dBμV) + Factor (dB/m).

Note 3: Factor (dB/m) = Cable Loss (dB) + Antenna Factor (dB/m).

Site: WZ-AC1	Test Date: 2022-12-22
Limit: FCC_2.4G_RE(3m)	Engineer: Carl Jiang
Probe: BBHA9120D_1167_1-18GHz	Polarity: Vertical
EUT: WiFi 6 (802.11ax) 4×4 MU-MIMO Dual Band Module	Power: Powered by Test Jig
Test Mode: Transmit by 802.11g at 2427MHz	

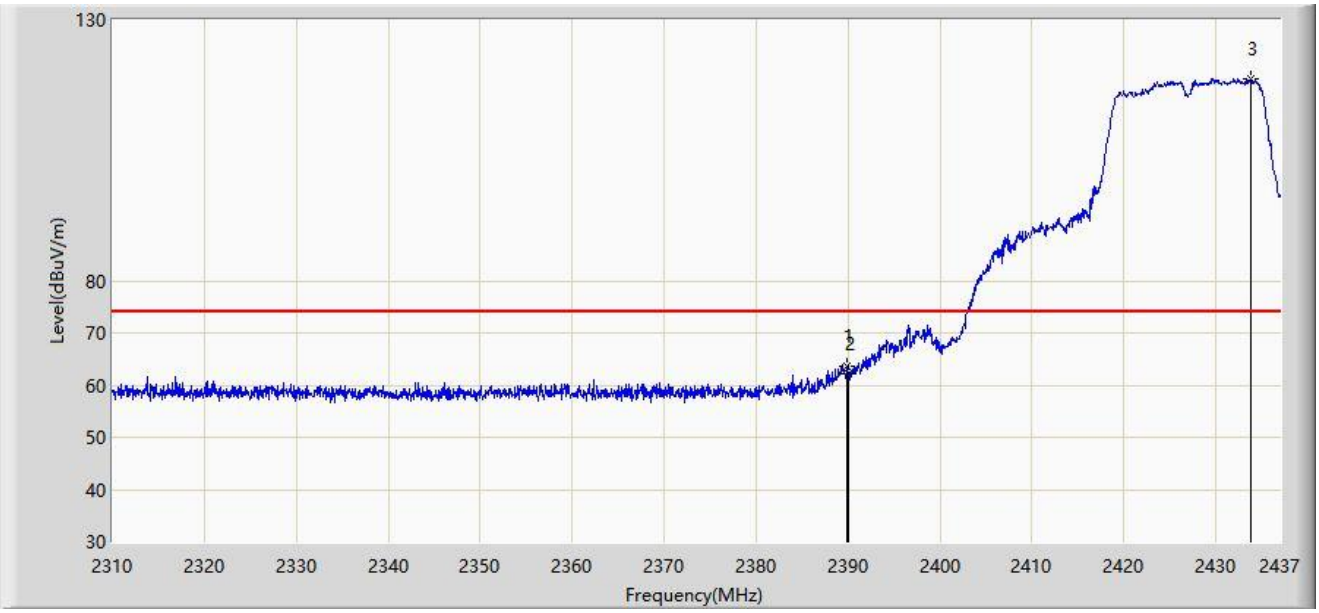

No	Mark	Frequency (MHz)	Measure Level (dBμV/m)	Reading Level (dBμV)	Margin (dB)	Limit (dBμV/m)	Factor (dB/m)	Type
1	*	2389.883	63.767	32.775	-10.233	74.000	30.992	PK
2		2390.000	62.226	31.234	-11.774	74.000	30.992	PK
3		2433.888	118.829	87.951	N/A	N/A	30.878	PK

Note 1: " * ", means this data is the worst emission level.

Note 2: Measure Level (dBμV/m) = Reading Level (dBμV) + Factor (dB/m).

Note 3: Factor (dB/m) = Cable Loss (dB) + Antenna Factor (dB/m).

Site: WZ-AC1	Test Date: 2022-12-22
Limit: FCC_2.4G_RE(3m)	Engineer: Carl Jiang
Probe: BBHA9120D_1167_1-18GHz	Polarity: Vertical
EUT: WiFi 6 (802.11ax) 4×4 MU-MIMO Dual Band Module	Power: Powered by Test Jig
Test Mode: Transmit by 802.11g at 2427MHz	

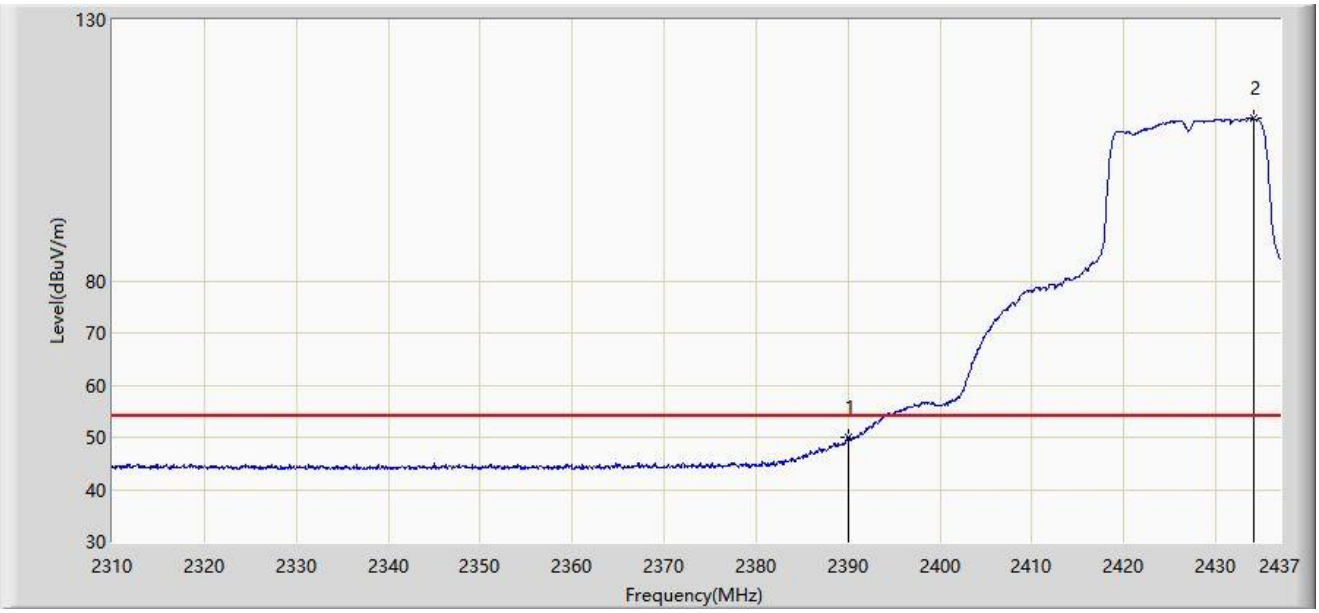

No	Mark	Frequency (MHz)	Measure Level (dBμV/m)	Reading Level (dBμV)	Margin (dB)	Limit (dBμV/m)	Factor (dB/m)	Type
1	*	2390.000	49.904	18.912	-4.096	54.000	30.992	AV
2		2434.143	111.053	80.175	N/A	N/A	30.878	AV

Note 1: " * ", means this data is the worst emission level.

Note 2: Measure Level (dBμV/m) = Reading Level (dBμV) + Factor (dB/m).

Note 3: Factor (dB/m) = Cable Loss (dB) + Antenna Factor (dB/m).

Site: WZ-AC1	Test Date: 2022-12-22
Limit: FCC_2.4G_RE(3m)	Engineer: Carl Jiang
Probe: BBHA9120D_1167_1-18GHz	Polarity: Horizontal
EUT: WiFi 6 (802.11ax) 4×4 MU-MIMO Dual Band Module	Power: Powered by Test Jig
Test Mode: Transmit by 802.11g at 2437MHz	

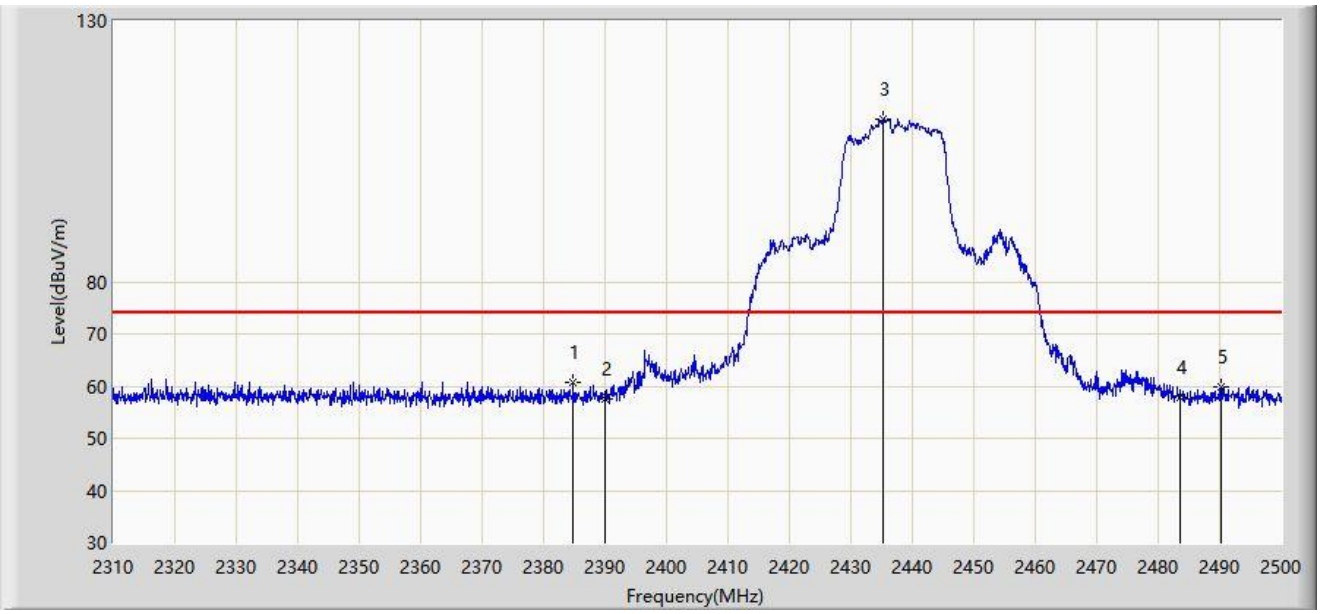

No	Mark	Frequency (MHz)	Measure Level (dBμV/m)	Reading Level (dBμV)	Margin (dB)	Limit (dBμV/m)	Factor (dB/m)	Type
1	*	2384.860	60.841	29.847	-13.159	74.000	30.994	PK
2		2390.000	57.459	26.467	-16.541	74.000	30.992	PK
3		2435.305	111.213	80.340	N/A	N/A	30.873	PK
4		2483.500	57.877	26.986	-16.123	74.000	30.892	PK
5		2490.310	59.865	28.985	-14.135	74.000	30.880	PK

Note 1: " * ", means this data is the worst emission level.

Note 2: Measure Level (dBμV/m) = Reading Level (dBμV) + Factor (dB/m).

Note 3: Factor (dB/m) = Cable Loss (dB) + Antenna Factor (dB/m).

Site: WZ-AC1	Test Date: 2022-12-22
Limit: FCC_2.4G_RE(3m)	Engineer: Carl Jiang
Probe: BBHA9120D_1167_1-18GHz	Polarity: Horizontal
EUT: WiFi 6 (802.11ax) 4×4 MU-MIMO Dual Band Module	Power: Powered by Test Jig
Test Mode: Transmit by 802.11g at 2437MHz	

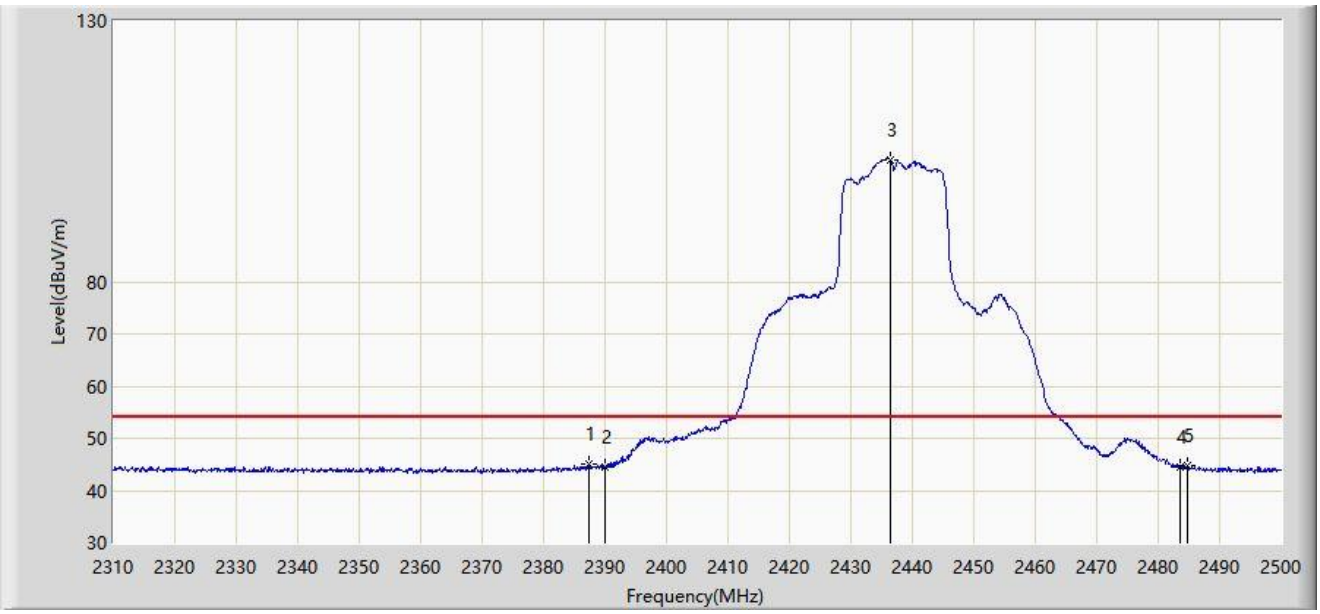

No	Mark	Frequency (MHz)	Measure Level (dBμV/m)	Reading Level (dBμV)	Margin (dB)	Limit (dBμV/m)	Factor (dB/m)	Type
1	*	2387.330	45.054	14.061	-8.946	54.000	30.993	AV
2		2390.000	44.614	13.622	-9.386	54.000	30.992	AV
3		2436.350	103.468	72.598	N/A	N/A	30.870	AV
4		2483.500	44.578	13.687	-9.422	54.000	30.892	AV
5		2484.800	44.851	13.962	-9.149	54.000	30.890	AV

Note 1: " * ", means this data is the worst emission level.

Note 2: Measure Level (dBμV/m) = Reading Level (dBμV) + Factor (dB/m).

Note 3: Factor (dB/m) = Cable Loss (dB) + Antenna Factor (dB/m).

Site: WZ-AC1	Test Date: 2022-12-22
Limit: FCC_2.4G_RE(3m)	Engineer: Carl Jiang
Probe: BBHA9120D_1167_1-18GHz	Polarity: Vertical
EUT: WiFi 6 (802.11ax) 4×4 MU-MIMO Dual Band Module	Power: Powered by Test Jig
Test Mode: Transmit by 802.11g at 2437MHz	

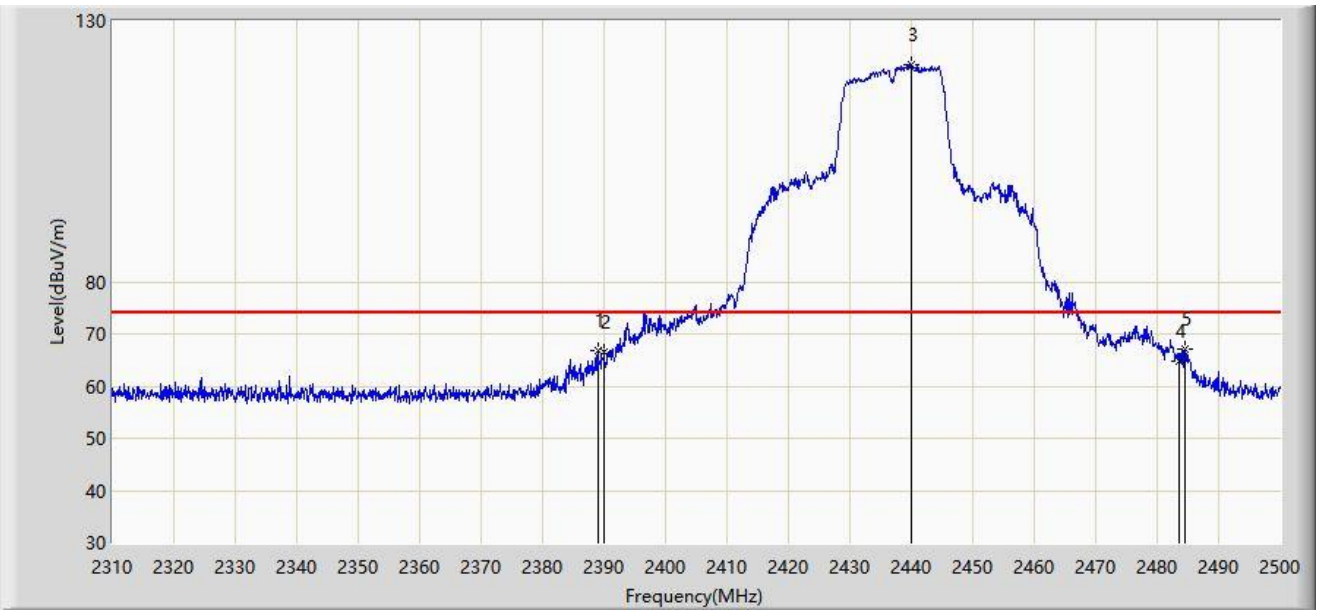

No	Mark	Frequency (MHz)	Measure Level (dBμV/m)	Reading Level (dBμV)	Margin (dB)	Limit (dBμV/m)	Factor (dB/m)	Type
1		2388.945	66.715	35.722	-7.285	74.000	30.993	PK
2		2390.000	66.489	35.497	-7.511	74.000	30.992	PK
3		2439.960	121.657	90.792	N/A	N/A	30.865	PK
4		2483.500	64.783	33.892	-9.217	74.000	30.892	PK
5	*	2484.610	67.244	36.354	-6.756	74.000	30.890	PK

Note 1: " * ", means this data is the worst emission level.

Note 2: Measure Level (dBμV/m) = Reading Level (dBμV) + Factor (dB/m).

Note 3: Factor (dB/m) = Cable Loss (dB) + Antenna Factor (dB/m).

Site: WZ-AC1	Test Date: 2022-12-22
Limit: FCC_2.4G_RE(3m)	Engineer: Carl Jiang
Probe: BBHA9120D_1167_1-18GHz	Polarity: Vertical
EUT: WiFi 6 (802.11ax) 4×4 MU-MIMO Dual Band Module	Power: Powered by Test Jig
Test Mode: Transmit by 802.11g at 2437MHz	

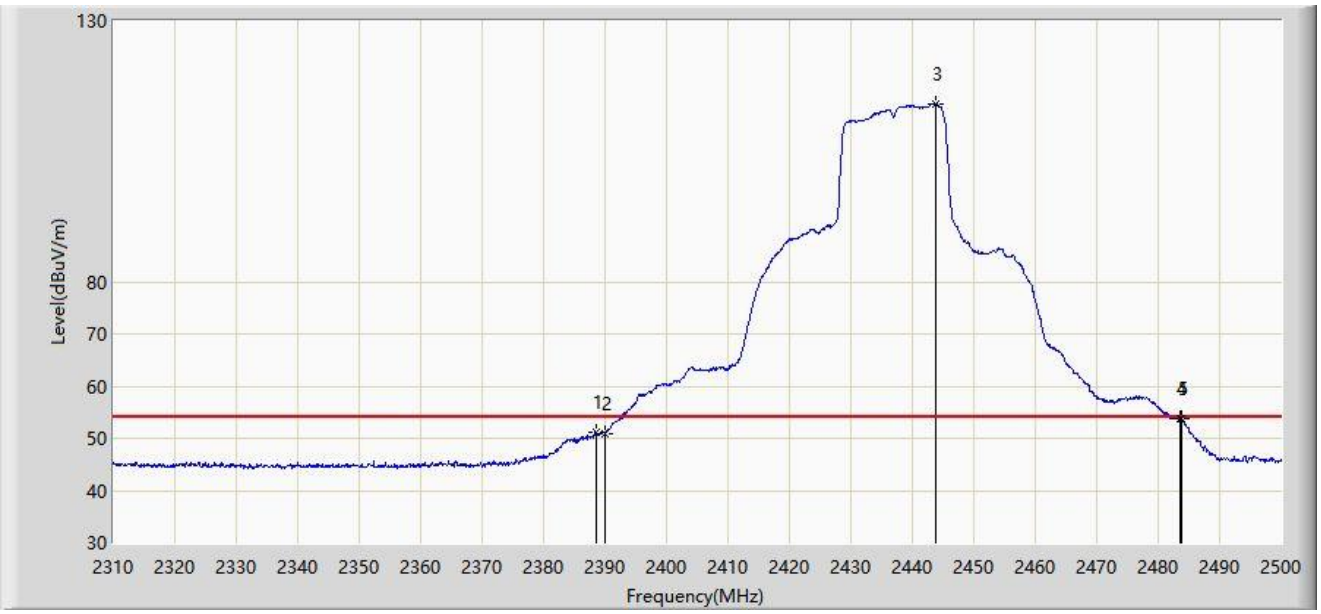

No	Mark	Frequency (MHz)	Measure Level (dBμV/m)	Reading Level (dBμV)	Margin (dB)	Limit (dBμV/m)	Factor (dB/m)	Type
1		2388.470	51.154	20.161	-2.846	54.000	30.993	AV
2		2390.000	50.777	19.785	-3.223	54.000	30.992	AV
3		2443.760	114.083	83.217	N/A	N/A	30.865	AV
4		2483.500	53.741	22.850	-0.259	54.000	30.892	AV
5	*	2483.850	53.775	22.884	-0.225	54.000	30.891	AV

Note 1: " * ", means this data is the worst emission level.

Note 2: Measure Level (dBμV/m) = Reading Level (dBμV) + Factor (dB/m).

Note 3: Factor (dB/m) = Cable Loss (dB) + Antenna Factor (dB/m).

Site: WZ-AC1	Test Date: 2022-12-22
Limit: FCC_2.4G_RE(3m)	Engineer: Carl Jiang
Probe: BBHA9120D_1167_1-18GHz	Polarity: Horizontal
EUT: WiFi 6 (802.11ax) 4×4 MU-MIMO Dual Band Module	Power: Powered by Test Jig
Test Mode: Transmit by 802.11g at 2447MHz	

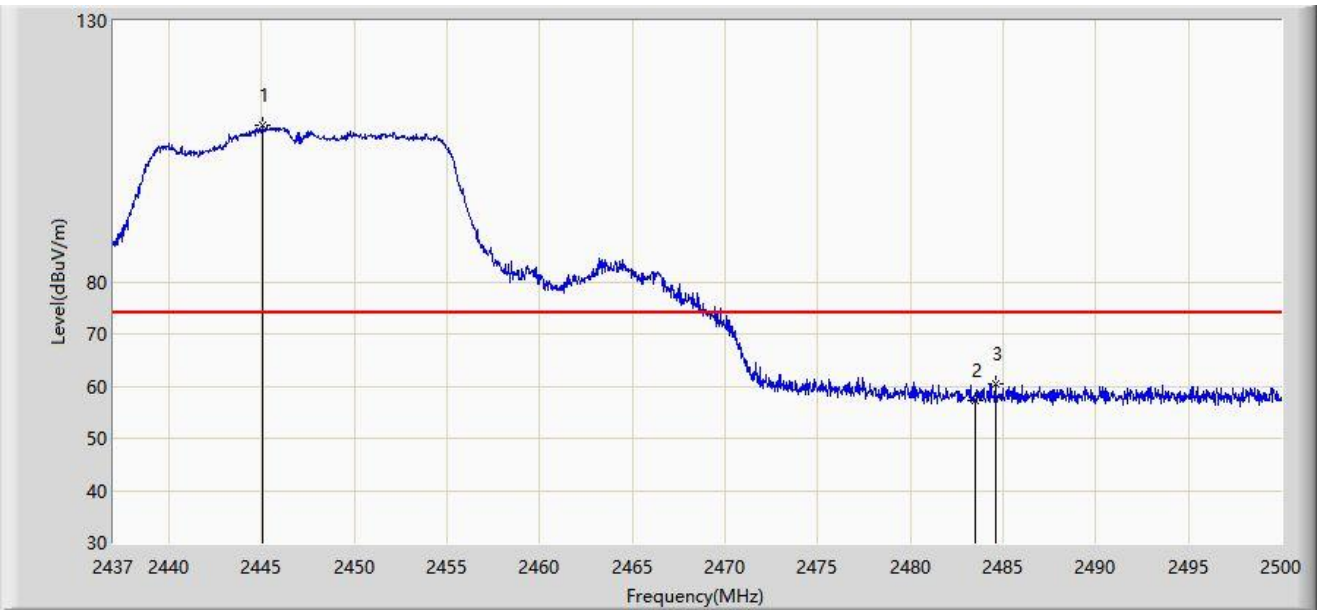

No	Mark	Frequency (MHz)	Measure Level (dBμV/m)	Reading Level (dBμV)	Margin (dB)	Limit (dBμV/m)	Factor (dB/m)	Type
1		2445.064	110.128	79.262	N/A	N/A	30.866	PK
2		2483.500	57.308	26.417	-16.692	74.000	30.892	PK
3	*	2484.596	60.563	29.673	-13.437	74.000	30.890	PK

Note 1: " * ", means this data is the worst emission level.

Note 2: Measure Level (dBμV/m) = Reading Level (dBμV) + Factor (dB/m).

Note 3: Factor (dB/m) = Cable Loss (dB) + Antenna Factor (dB/m).

Site: WZ-AC1	Test Date: 2022-12-22
Limit: FCC_2.4G_RE(3m)	Engineer: Carl Jiang
Probe: BBHA9120D_1167_1-18GHz	Polarity: Horizontal
EUT: WiFi 6 (802.11ax) 4×4 MU-MIMO Dual Band Module	Power: Powered by Test Jig
Test Mode: Transmit by 802.11g at 2447MHz	

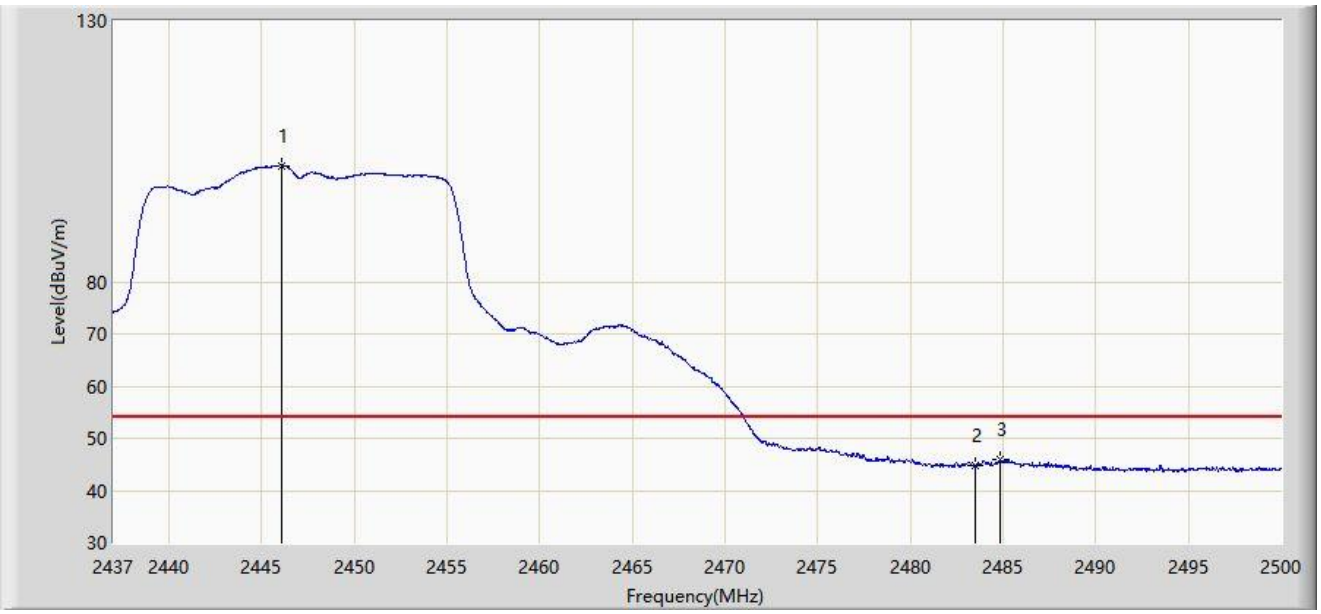

No	Mark	Frequency (MHz)	Measure Level (dBμV/m)	Reading Level (dBμV)	Margin (dB)	Limit (dBμV/m)	Factor (dB/m)	Type
1		2446.072	102.313	71.447	N/A	N/A	30.866	AV
2		2483.500	44.639	13.748	-9.361	54.000	30.892	AV
3	*	2484.880	45.801	14.912	-8.199	54.000	30.889	AV

Note 1: " * ", means this data is the worst emission level.

Note 2: Measure Level (dBμV/m) = Reading Level (dBμV) + Factor (dB/m).

Note 3: Factor (dB/m) = Cable Loss (dB) + Antenna Factor (dB/m).

Site: WZ-AC1	Test Date: 2022-12-22
Limit: FCC_2.4G_RE(3m)	Engineer: Carl Jiang
Probe: BBHA9120D_1167_1-18GHz	Polarity: Vertical
EUT: WiFi 6 (802.11ax) 4×4 MU-MIMO Dual Band Module	Power: Powered by Test Jig
Test Mode: Transmit by 802.11g at 2447MHz	

No	Mark	Frequency (MHz)	Measure Level (dBμV/m)	Reading Level (dBμV)	Margin (dB)	Limit (dBμV/m)	Factor (dB/m)	Type
1		2449.506	119.333	88.465	N/A	N/A	30.868	PK
2		2483.500	64.919	34.028	-9.081	74.000	30.892	PK
3	*	2483.778	67.091	36.200	-6.909	74.000	30.891	PK

Note 1: " * ", means this data is the worst emission level.

Note 2: Measure Level (dBμV/m) = Reading Level (dBμV) + Factor (dB/m).

Note 3: Factor (dB/m) = Cable Loss (dB) + Antenna Factor (dB/m).

Site: WZ-AC1	Test Date: 2022-12-22
Limit: FCC_2.4G_RE(3m)	Engineer: Carl Jiang
Probe: BBHA9120D_1167_1-18GHz	Polarity: Vertical
EUT: WiFi 6 (802.11ax) 4×4 MU-MIMO Dual Band Module	Power: Powered by Test Jig
Test Mode: Transmit by 802.11g at 2447MHz	

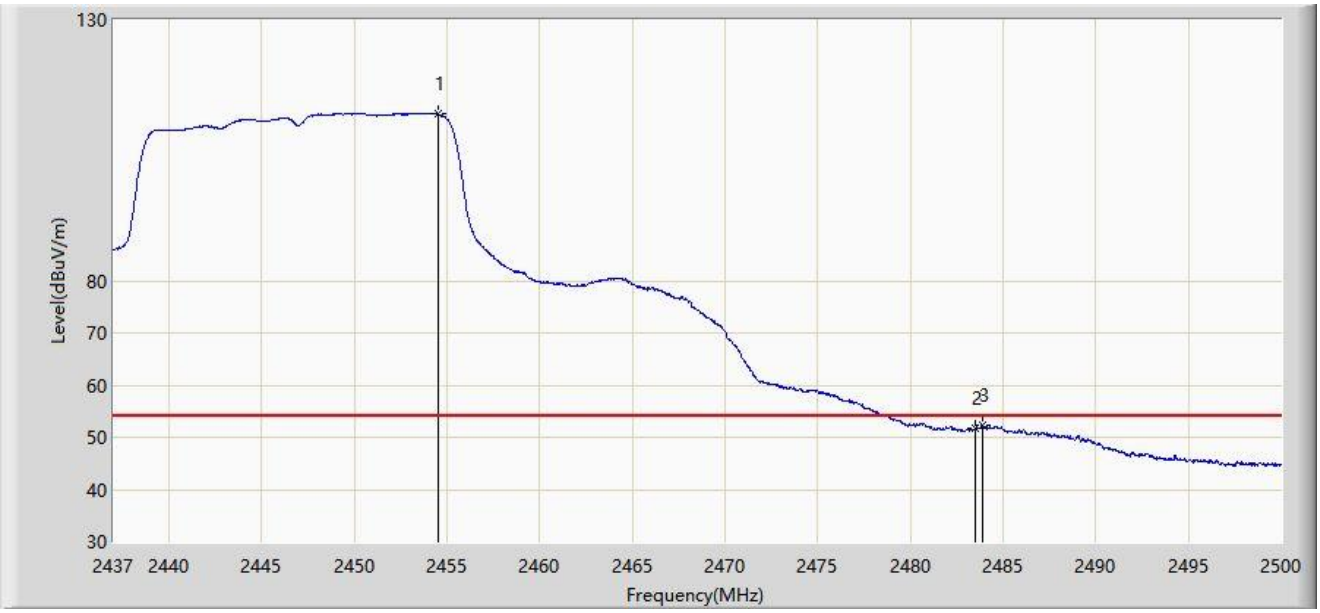

No	Mark	Frequency (MHz)	Measure Level (dBμV/m)	Reading Level (dBμV)	Margin (dB)	Limit (dBμV/m)	Factor (dB/m)	Type
1		2454.514	111.895	81.024	N/A	N/A	30.871	AV
2		2483.500	51.750	20.859	-2.250	54.000	30.892	AV
3	*	2483.872	52.190	21.299	-1.810	54.000	30.891	AV

Note 1: " * ", means this data is the worst emission level.

Note 2: Measure Level (dBμV/m) = Reading Level (dBμV) + Factor (dB/m).

Note 3: Factor (dB/m) = Cable Loss (dB) + Antenna Factor (dB/m).

Site: WZ-AC1	Test Date: 2022-12-22
Limit: FCC_2.4G_RE(3m)	Engineer: Carl Jiang
Probe: BBHA9120D_1167_1-18GHz	Polarity: Horizontal
EUT: WiFi 6 (802.11ax) 4×4 MU-MIMO Dual Band Module	Power: Powered by Test Jig
Test Mode: Transmit by 802.11g at 2452MHz	

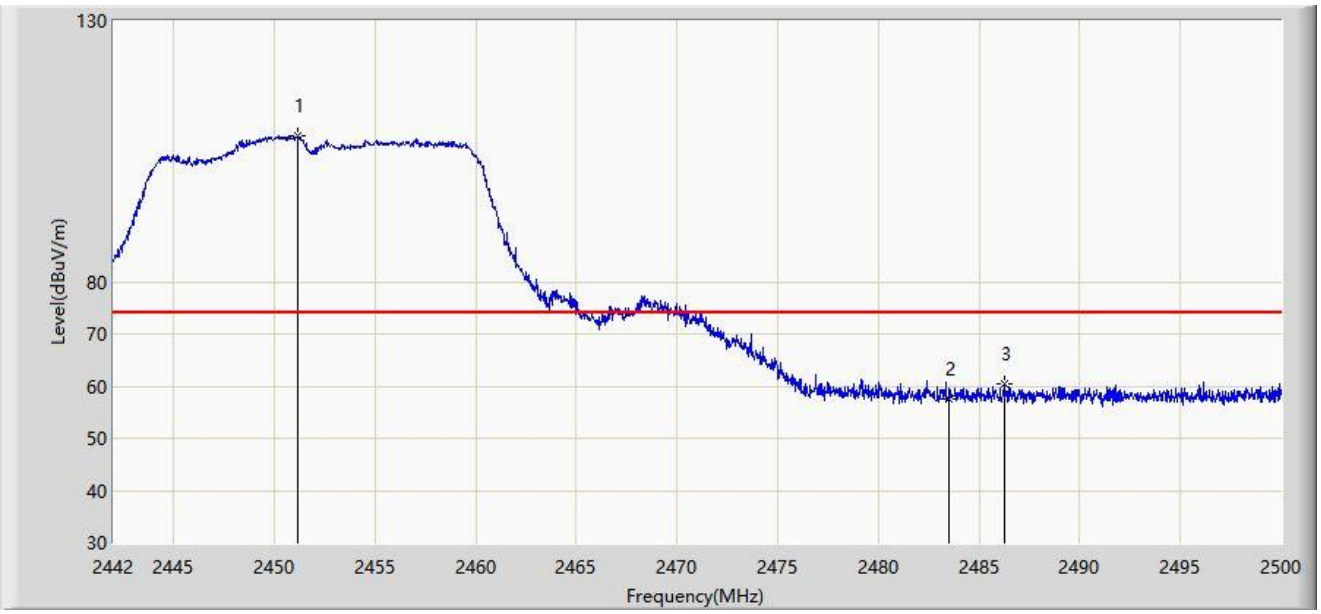

No	Mark	Frequency (MHz)	Measure Level (dBμV/m)	Reading Level (dBμV)	Margin (dB)	Limit (dBμV/m)	Factor (dB/m)	Type
1		2451.193	107.968	77.099	N/A	N/A	30.869	PK
2		2483.500	57.663	26.772	-16.337	74.000	30.892	PK
3	*	2486.254	60.456	29.569	-13.544	74.000	30.887	PK

Note 1: " * ", means this data is the worst emission level.

Note 2: Measure Level (dBμV/m) = Reading Level (dBμV) + Factor (dB/m).

Note 3: Factor (dB/m) = Cable Loss (dB) + Antenna Factor (dB/m).

Site: WZ-AC1	Test Date: 2022-12-22
Limit: FCC_2.4G_RE(3m)	Engineer: Carl Jiang
Probe: BBHA9120D_1167_1-18GHz	Polarity: Horizontal
EUT: WiFi 6 (802.11ax) 4×4 MU-MIMO Dual Band Module	Power: Powered by Test Jig
Test Mode: Transmit by 802.11g at 2452MHz	

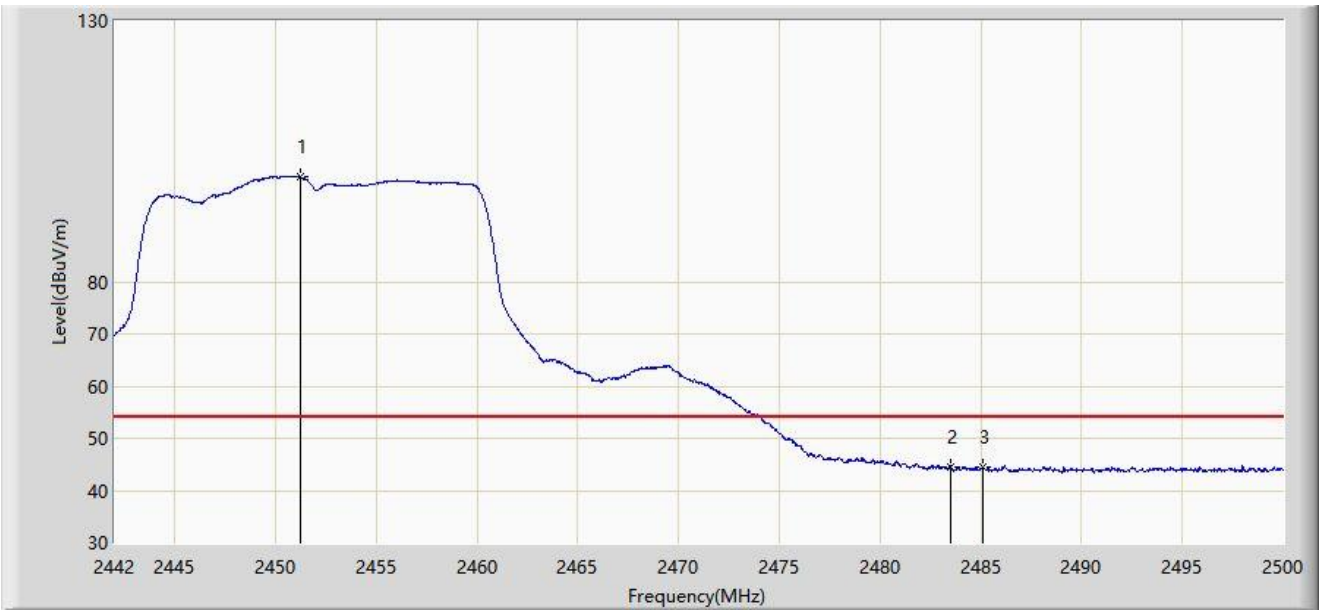

No	Mark	Frequency (MHz)	Measure Level (dBμV/m)	Reading Level (dBμV)	Margin (dB)	Limit (dBμV/m)	Factor (dB/m)	Type
1		2451.251	100.094	69.225	N/A	N/A	30.869	AV
2		2483.500	44.494	13.603	-9.506	54.000	30.892	AV
3	*	2485.094	44.634	13.745	-9.366	54.000	30.889	AV

Note 1: " * ", means this data is the worst emission level.

Note 2: Measure Level (dBμV/m) = Reading Level (dBμV) + Factor (dB/m).

Note 3: Factor (dB/m) = Cable Loss (dB) + Antenna Factor (dB/m).

Site: WZ-AC1	Test Date: 2022-12-22
Limit: FCC_2.4G_RE(3m)	Engineer: Carl Jiang
Probe: BBHA9120D_1167_1-18GHz	Polarity: Vertical
EUT: WiFi 6 (802.11ax) 4×4 MU-MIMO Dual Band Module	Power: Powered by Test Jig
Test Mode: Transmit by 802.11g at 2452MHz	

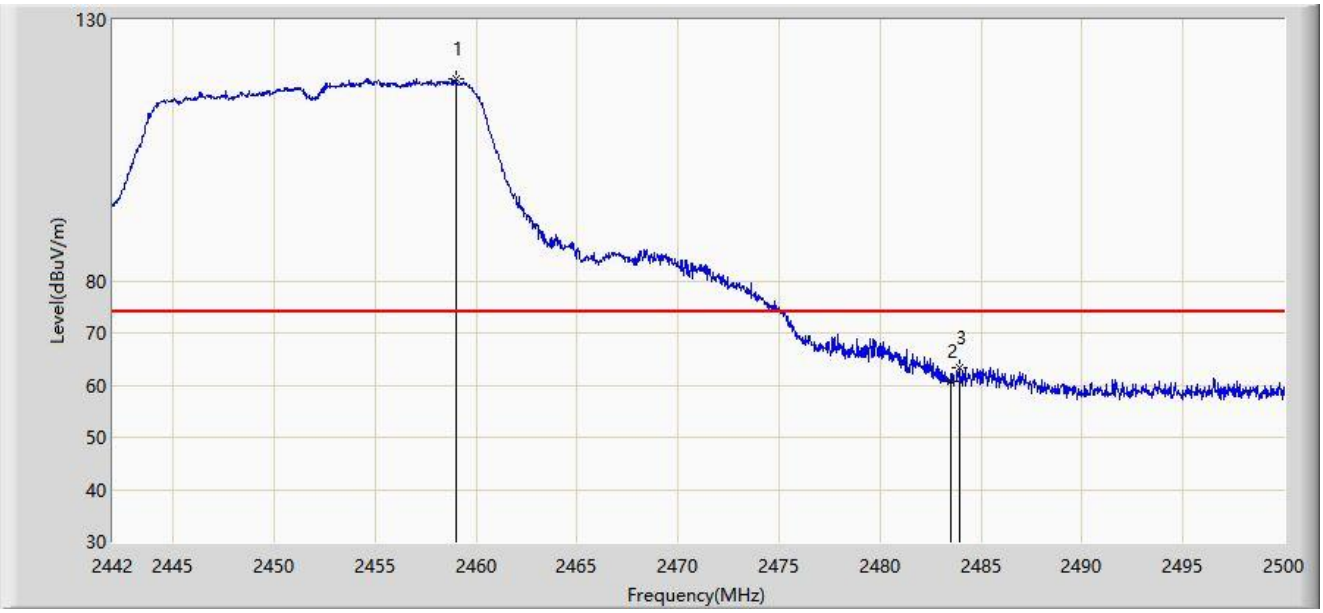

No	Mark	Frequency (MHz)	Measure Level (dBμV/m)	Reading Level (dBμV)	Margin (dB)	Limit (dBμV/m)	Factor (dB/m)	Type
1		2458.994	118.583	87.706	N/A	N/A	30.877	PK
2		2483.500	60.779	29.888	-13.221	74.000	30.892	PK
3	*	2483.934	63.440	32.549	-10.560	74.000	30.891	PK

Note 1: " * ", means this data is the worst emission level.

Note 2: Measure Level (dBμV/m) = Reading Level (dBμV) + Factor (dB/m).

Note 3: Factor (dB/m) = Cable Loss (dB) + Antenna Factor (dB/m).

Site: WZ-AC1	Test Date: 2022-12-22
Limit: FCC_2.4G_RE(3m)	Engineer: Carl Jiang
Probe: BBHA9120D_1167_1-18GHz	Polarity: Vertical
EUT: WiFi 6 (802.11ax) 4×4 MU-MIMO Dual Band Module	Power: Powered by Test Jig
Test Mode: Transmit by 802.11g at 2452MHz	

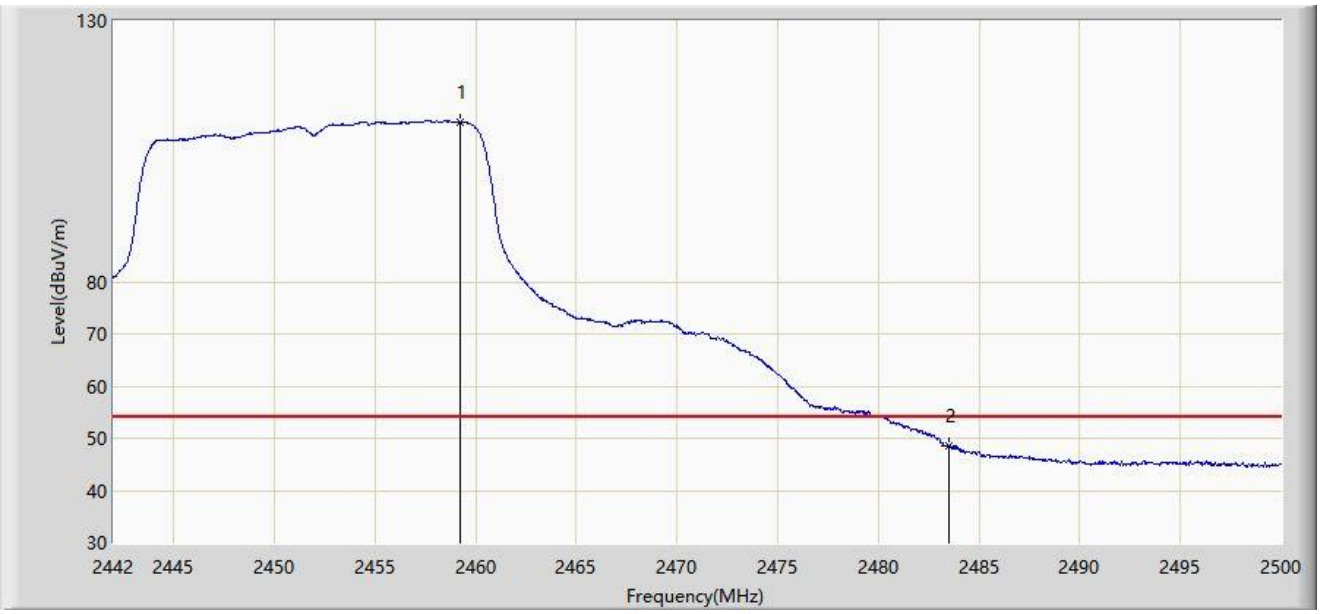

No	Mark	Frequency (MHz)	Measure Level (dBμV/m)	Reading Level (dBμV)	Margin (dB)	Limit (dBμV/m)	Factor (dB/m)	Type
1		2459.197	110.659	79.782	N/A	N/A	30.877	AV
2	*	2483.500	48.544	17.653	-5.456	54.000	30.892	AV

Note 1: " * ", means this data is the worst emission level.

Note 2: Measure Level (dBμV/m) = Reading Level (dBμV) + Factor (dB/m).

Note 3: Factor (dB/m) = Cable Loss (dB) + Antenna Factor (dB/m).

Site: WZ-AC1	Test Date: 2022-12-22
Limit: FCC_2.4G_RE(3m)	Engineer: Carl Jiang
Probe: BBHA9120D_1167_1-18GHz	Polarity: Horizontal
EUT: WiFi 6 (802.11ax) 4×4 MU-MIMO Dual Band Module	Power: Powered by Test Jig
Test Mode: Transmit by 802.11g at 2457MHz	

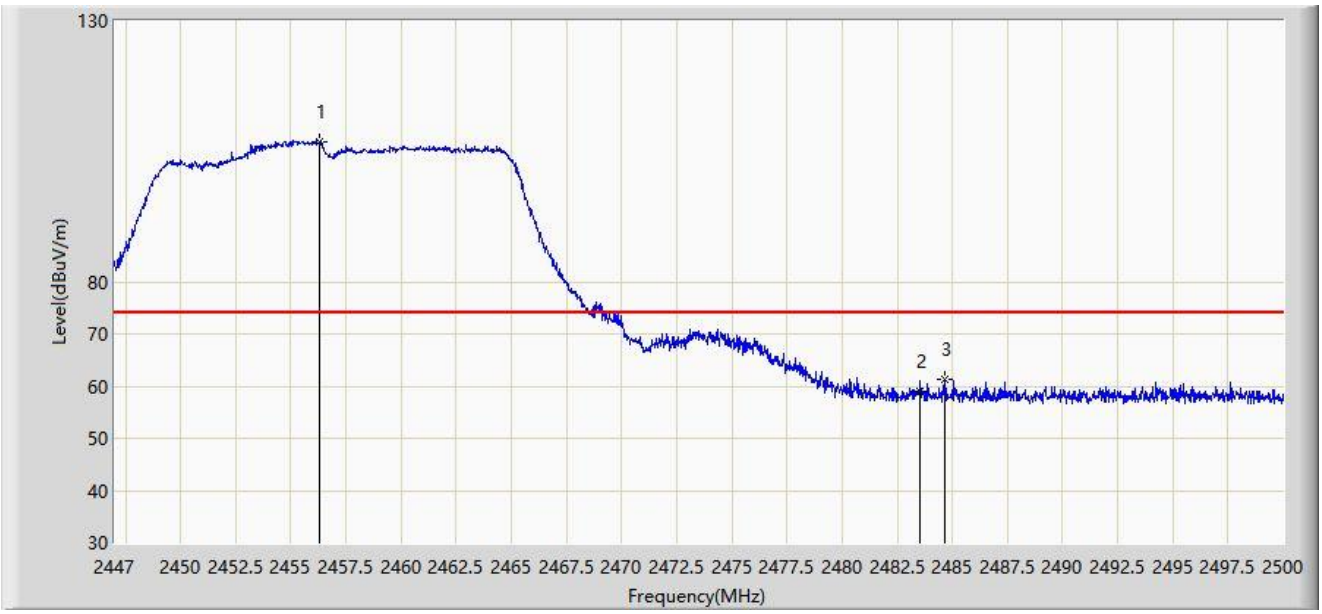

No	Mark	Frequency (MHz)	Measure Level (dBμV/m)	Reading Level (dBμV)	Margin (dB)	Limit (dBμV/m)	Factor (dB/m)	Type
1		2456.302	106.948	76.076	N/A	N/A	30.872	PK
2		2483.500	58.844	27.953	-15.156	74.000	30.892	PK
3	*	2484.683	61.238	30.348	-12.762	74.000	30.890	PK

Note 1: " * ", means this data is the worst emission level.

Note 2: Measure Level (dBμV/m) = Reading Level (dBμV) + Factor (dB/m).

Note 3: Factor (dB/m) = Cable Loss (dB) + Antenna Factor (dB/m).

Site: WZ-AC1	Test Date: 2022-12-22
Limit: FCC_2.4G_RE(3m)	Engineer: Carl Jiang
Probe: BBHA9120D_1167_1-18GHz	Polarity: Horizontal
EUT: WiFi 6 (802.11ax) 4×4 MU-MIMO Dual Band Module	Power: Powered by Test Jig
Test Mode: Transmit by 802.11g at 2457MHz	

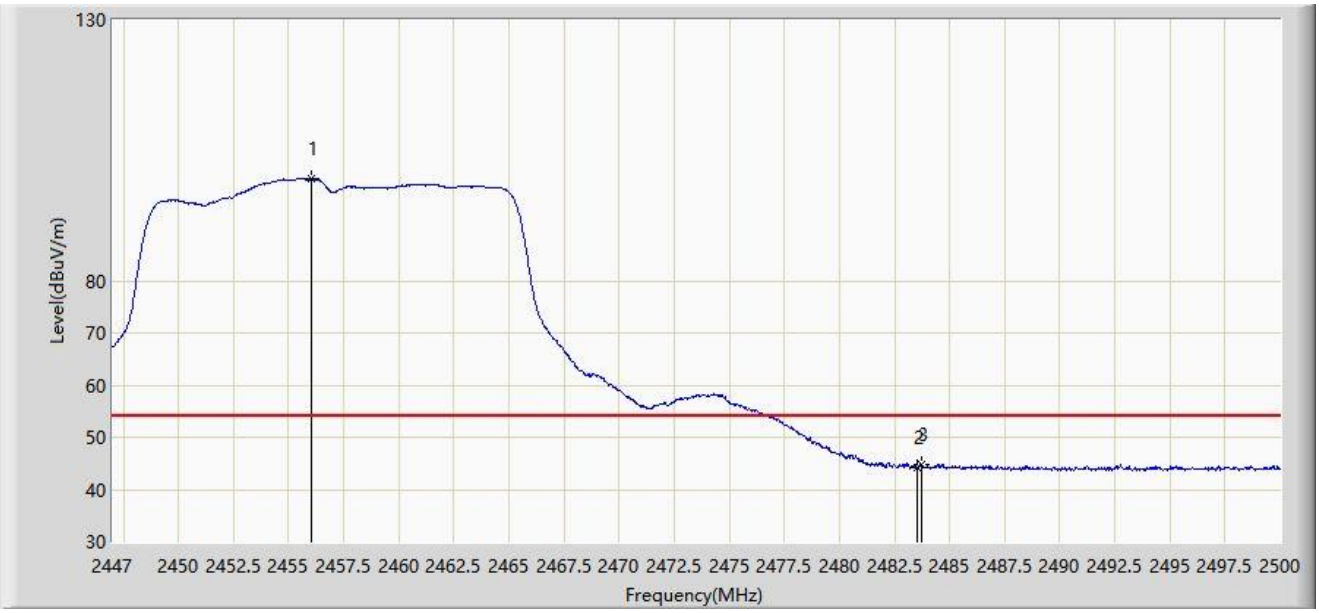

No	Mark	Frequency (MHz)	Measure Level (dBμV/m)	Reading Level (dBμV)	Margin (dB)	Limit (dBμV/m)	Factor (dB/m)	Type
1		2456.037	99.456	68.585	N/A	N/A	30.872	AV
2		2483.500	44.124	13.233	-9.876	54.000	30.892	AV
3	*	2483.702	44.831	13.940	-9.169	54.000	30.892	AV

Note 1: " * ", means this data is the worst emission level.

Note 2: Measure Level (dBμV/m) = Reading Level (dBμV) + Factor (dB/m).

Note 3: Factor (dB/m) = Cable Loss (dB) + Antenna Factor (dB/m).

Site: WZ-AC1	Test Date: 2022-12-22
Limit: FCC_2.4G_RE(3m)	Engineer: Carl Jiang
Probe: BBHA9120D_1167_1-18GHz	Polarity: Vertical
EUT: WiFi 6 (802.11ax) 4×4 MU-MIMO Dual Band Module	Power: Powered by Test Jig
Test Mode: Transmit by 802.11g at 2457MHz	

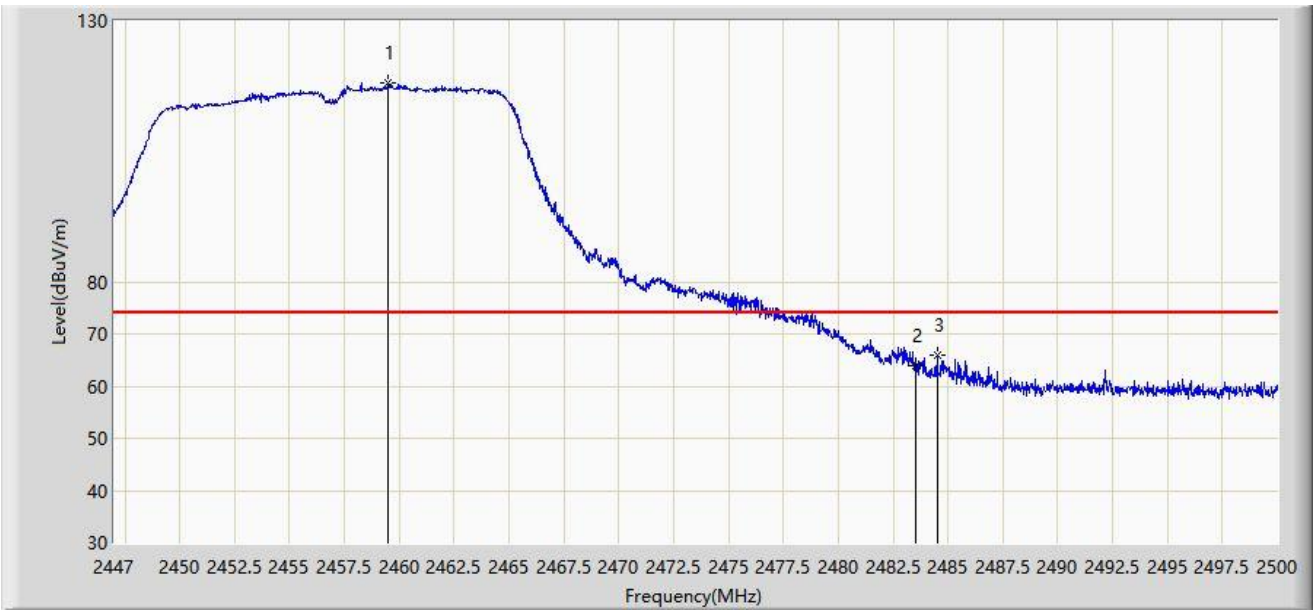

No	Mark	Frequency (MHz)	Measure Level (dBμV/m)	Reading Level (dBμV)	Margin (dB)	Limit (dBμV/m)	Factor (dB/m)	Type
1		2459.481	117.978	87.101	N/A	N/A	30.877	PK
2		2483.500	64.008	33.117	-9.992	74.000	30.892	PK
3	*	2484.524	66.006	35.116	-7.994	74.000	30.890	PK

Note 1: " * ", means this data is the worst emission level.

Note 2: Measure Level (dBμV/m) = Reading Level (dBμV) + Factor (dB/m).

Note 3: Factor (dB/m) = Cable Loss (dB) + Antenna Factor (dB/m).

Site: WZ-AC1	Test Date: 2022-12-22
Limit: FCC_2.4G_RE(3m)	Engineer: Carl Jiang
Probe: BBHA9120D_1167_1-18GHz	Polarity: Vertical
EUT: WiFi 6 (802.11ax) 4×4 MU-MIMO Dual Band Module	Power: Powered by Test Jig
Test Mode: Transmit by 802.11g at 2457MHz	

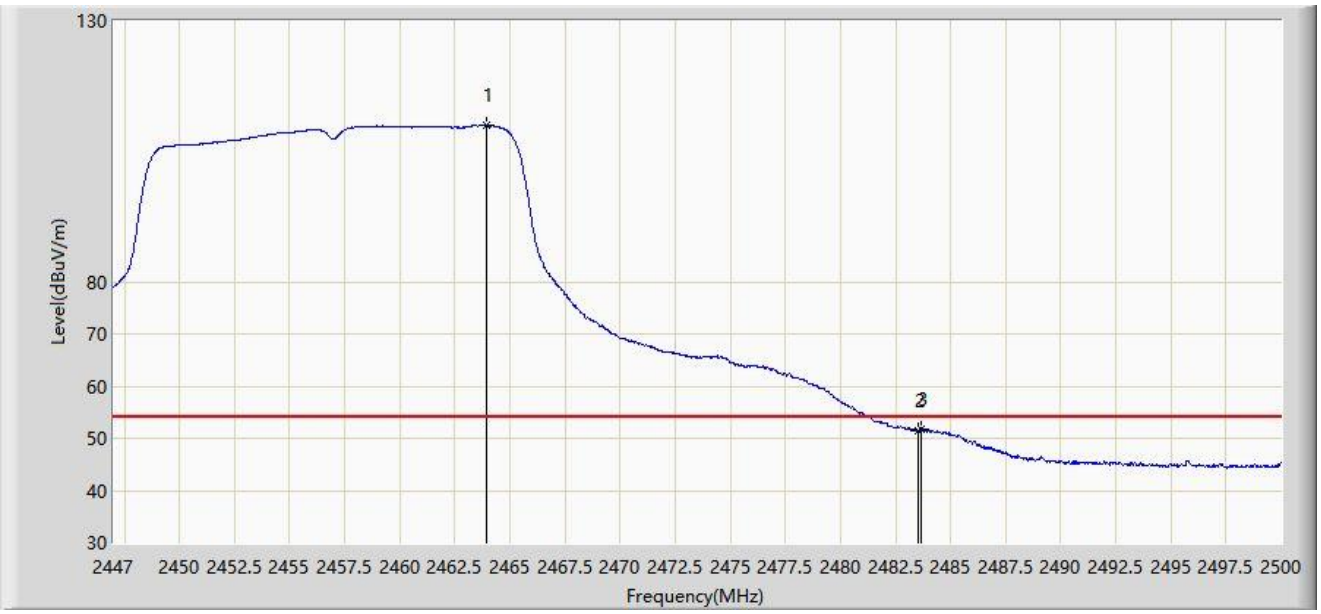

No	Mark	Frequency (MHz)	Measure Level (dBμV/m)	Reading Level (dBμV)	Margin (dB)	Limit (dBμV/m)	Factor (dB/m)	Type
1		2463.934	109.969	79.083	N/A	N/A	30.886	AV
2		2483.500	51.456	20.565	-2.544	54.000	30.892	AV
3	*	2483.676	51.840	20.949	-2.160	54.000	30.892	AV

Note 1: " * ", means this data is the worst emission level.

Note 2: Measure Level (dBμV/m) = Reading Level (dBμV) + Factor (dB/m).

Note 3: Factor (dB/m) = Cable Loss (dB) + Antenna Factor (dB/m).

Site: WZ-AC1	Test Date: 2022-12-22
Limit: FCC_2.4G_RE(3m)	Engineer: Carl Jiang
Probe: BBHA9120D_1167_1-18GHz	Polarity: Horizontal
EUT: WiFi 6 (802.11ax) 4×4 MU-MIMO Dual Band Module	Power: Powered by Test Jig
Test Mode: Transmit by 802.11g at 2462MHz	

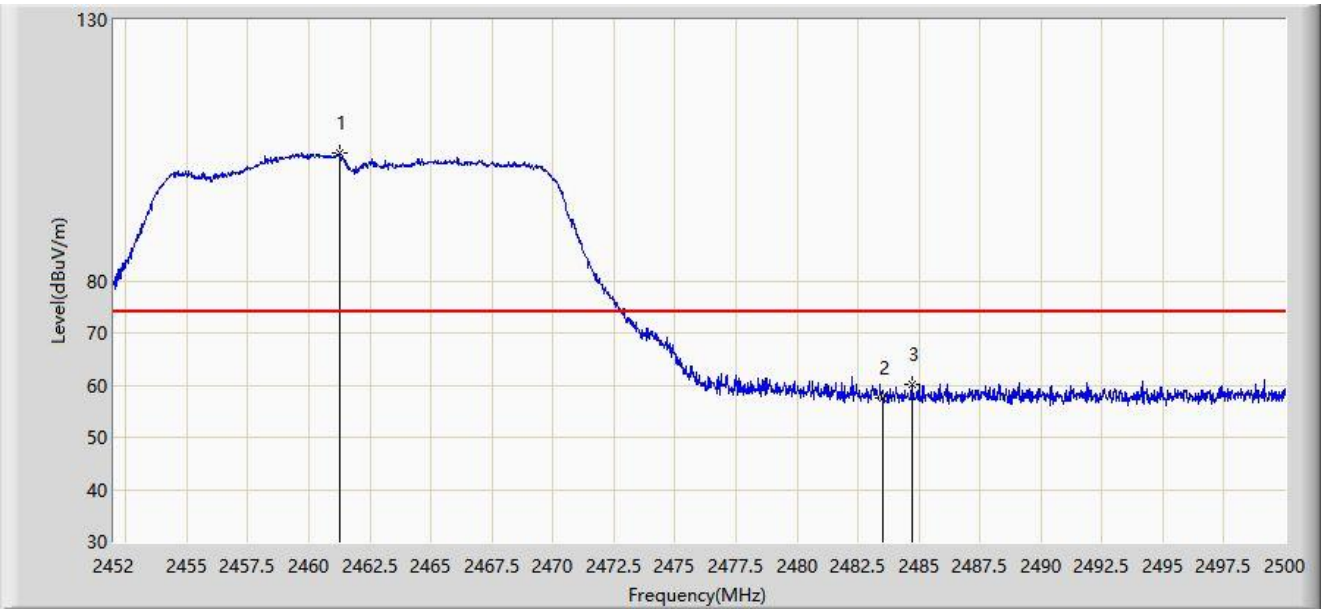

No	Mark	Frequency (MHz)	Measure Level (dBμV/m)	Reading Level (dBμV)	Margin (dB)	Limit (dBμV/m)	Factor (dB/m)	Type
1		2461.240	104.423	73.543	N/A	N/A	30.881	PK
2		2483.500	57.506	26.615	-16.494	74.000	30.892	PK
3	*	2484.736	60.186	29.297	-13.814	74.000	30.890	PK

Note 1: " * ", means this data is the worst emission level.

Note 2: Measure Level (dBμV/m) = Reading Level (dBμV) + Factor (dB/m).

Note 3: Factor (dB/m) = Cable Loss (dB) + Antenna Factor (dB/m).

Site: WZ-AC1	Test Date: 2022-12-22
Limit: FCC_2.4G_RE(3m)	Engineer: Carl Jiang
Probe: BBHA9120D_1167_1-18GHz	Polarity: Horizontal
EUT: WiFi 6 (802.11ax) 4×4 MU-MIMO Dual Band Module	Power: Powered by Test Jig
Test Mode: Transmit by 802.11g at 2462MHz	

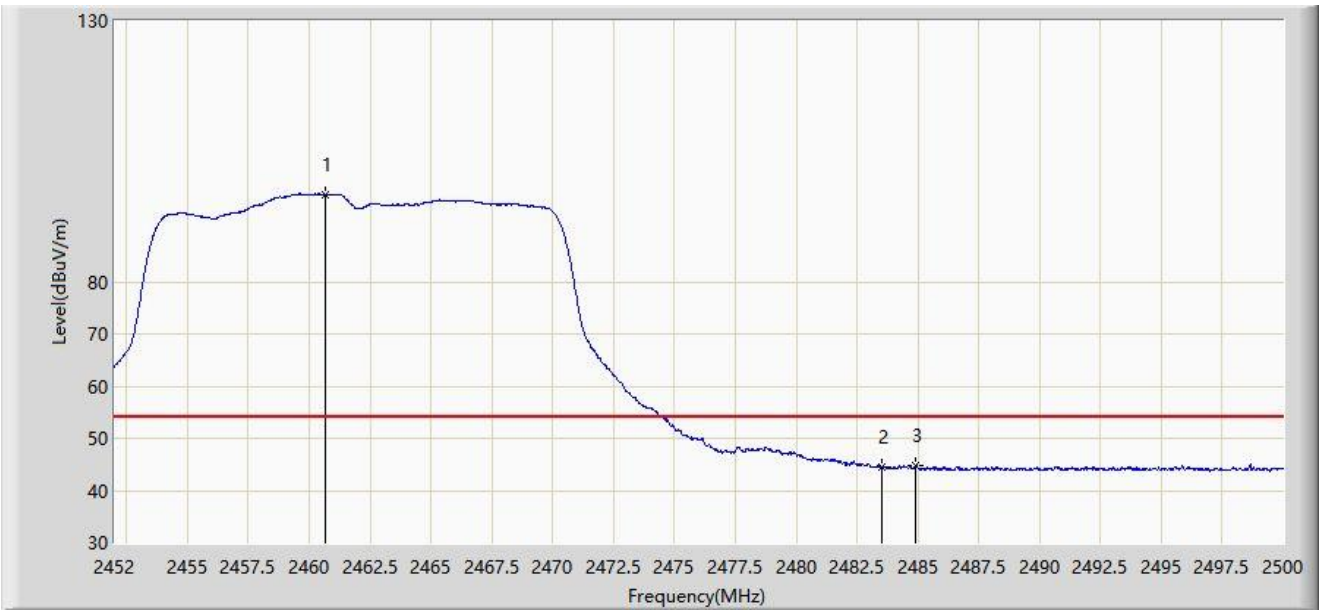

No	Mark	Frequency (MHz)	Measure Level (dBμV/m)	Reading Level (dBμV)	Margin (dB)	Limit (dBμV/m)	Factor (dB/m)	Type
1		2460.640	96.752	65.873	N/A	N/A	30.879	AV
2		2483.500	44.395	13.504	-9.605	54.000	30.892	AV
3	*	2484.904	44.869	13.980	-9.131	54.000	30.889	AV

Note 1: " * ", means this data is the worst emission level.

Note 2: Measure Level (dBμV/m) = Reading Level (dBμV) + Factor (dB/m).

Note 3: Factor (dB/m) = Cable Loss (dB) + Antenna Factor (dB/m).

Site: WZ-AC1	Test Date: 2022-12-22
Limit: FCC_2.4G_RE(3m)	Engineer: Carl Jiang
Probe: BBHA9120D_1167_1-18GHz	Polarity: Vertical
EUT: WiFi 6 (802.11ax) 4×4 MU-MIMO Dual Band Module	Power: Powered by Test Jig
Test Mode: Transmit by 802.11g at 2462MHz	

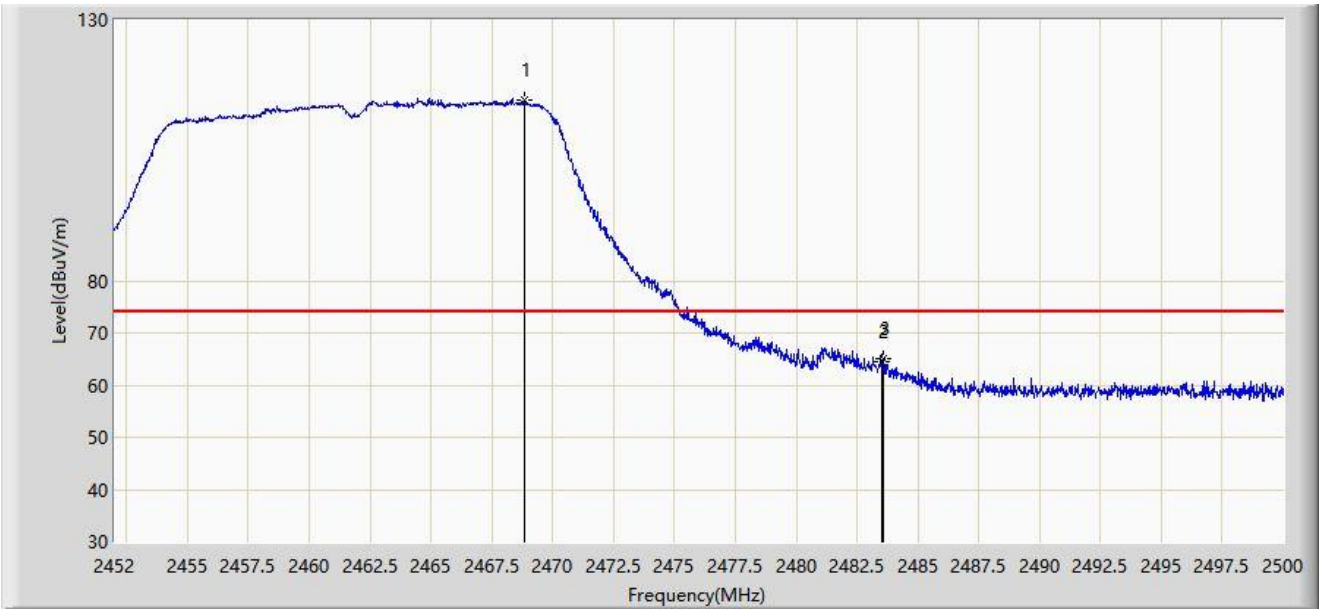

No	Mark	Frequency (MHz)	Measure Level (dBμV/m)	Reading Level (dBμV)	Margin (dB)	Limit (dBμV/m)	Factor (dB/m)	Type
1		2468.872	114.502	83.604	N/A	N/A	30.898	PK
2		2483.500	64.546	33.655	-9.454	74.000	30.892	PK
3	*	2483.608	65.064	34.173	-8.936	74.000	30.892	PK

Note 1: " * ", means this data is the worst emission level.

Note 2: Measure Level (dBμV/m) = Reading Level (dBμV) + Factor (dB/m).

Note 3: Factor (dB/m) = Cable Loss (dB) + Antenna Factor (dB/m).

Site: WZ-AC1	Test Date: 2022-12-22
Limit: FCC_2.4G_RE(3m)	Engineer: Carl Jiang
Probe: BBHA9120D_1167_1-18GHz	Polarity: Vertical
EUT: WiFi 6 (802.11ax) 4×4 MU-MIMO Dual Band Module	Power: Powered by Test Jig
Test Mode: Transmit by 802.11g at 2462MHz	

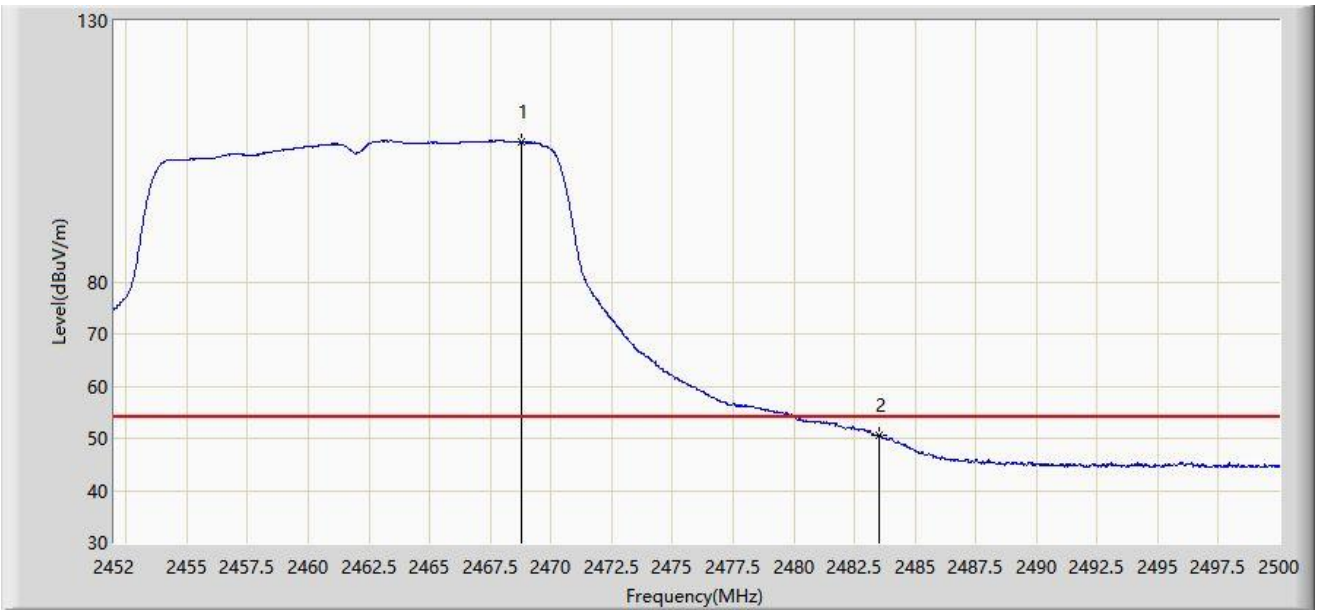

No	Mark	Frequency (MHz)	Measure Level (dBμV/m)	Reading Level (dBμV)	Margin (dB)	Limit (dBμV/m)	Factor (dB/m)	Type
1		2468.800	106.873	75.975	N/A	N/A	30.898	AV
2	*	2483.500	50.577	19.686	-3.423	54.000	30.892	AV

Note 1: " * ", means this data is the worst emission level.

Note 2: Measure Level (dBμV/m) = Reading Level (dBμV) + Factor (dB/m).

Note 3: Factor (dB/m) = Cable Loss (dB) + Antenna Factor (dB/m).

Site: WZ-AC1	Test Date: 2022-12-22
Limit: FCC_2.4G_RE(3m)	Engineer: Carl Jiang
Probe: BBHA9120D_1167_1-18GHz	Polarity: Horizontal
EUT: WiFi 6 (802.11ax) 4×4 MU-MIMO Dual Band Module	Power: Powered by Test Jig
Test Mode: Transmit by 802.11n-HT20 at 2412MHz	

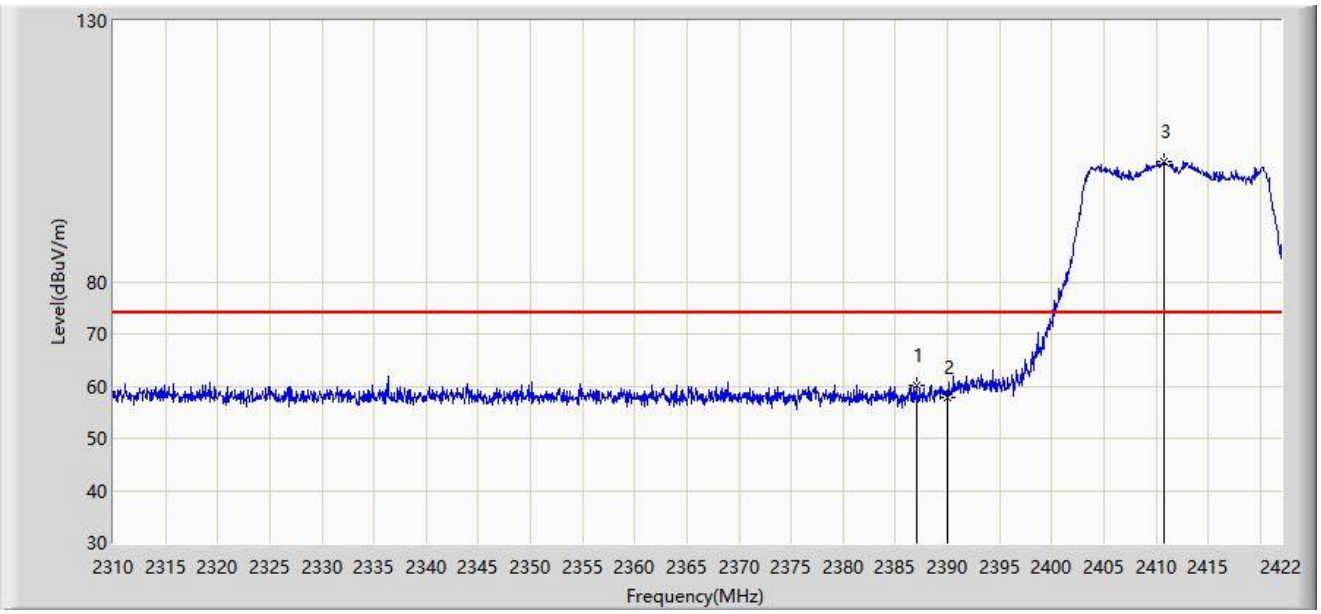

No	Mark	Frequency (MHz)	Measure Level (dBμV/m)	Reading Level (dBμV)	Margin (dB)	Limit (dBμV/m)	Factor (dB/m)	Type
1	*	2387.000	60.282	29.288	-13.718	74.000	30.994	PK
2		2390.000	57.895	26.903	-16.105	74.000	30.992	PK
3		2410.744	103.186	72.228	N/A	N/A	30.958	PK

Note 1: " * ", means this data is the worst emission level.

Note 2: Measure Level (dBμV/m) = Reading Level (dBμV) + Factor (dB/m).

Note 3: Factor (dB/m) = Cable Loss (dB) + Antenna Factor (dB/m).

Site: WZ-AC1	Test Date: 2022-12-22
Limit: FCC_2.4G_RE(3m)	Engineer: Carl Jiang
Probe: BBHA9120D_1167_1-18GHz	Polarity: Horizontal
EUT: WiFi 6 (802.11ax) 4×4 MU-MIMO Dual Band Module	Power: Powered by Test Jig
Test Mode: Transmit by 802.11n-HT20 at 2412MHz	

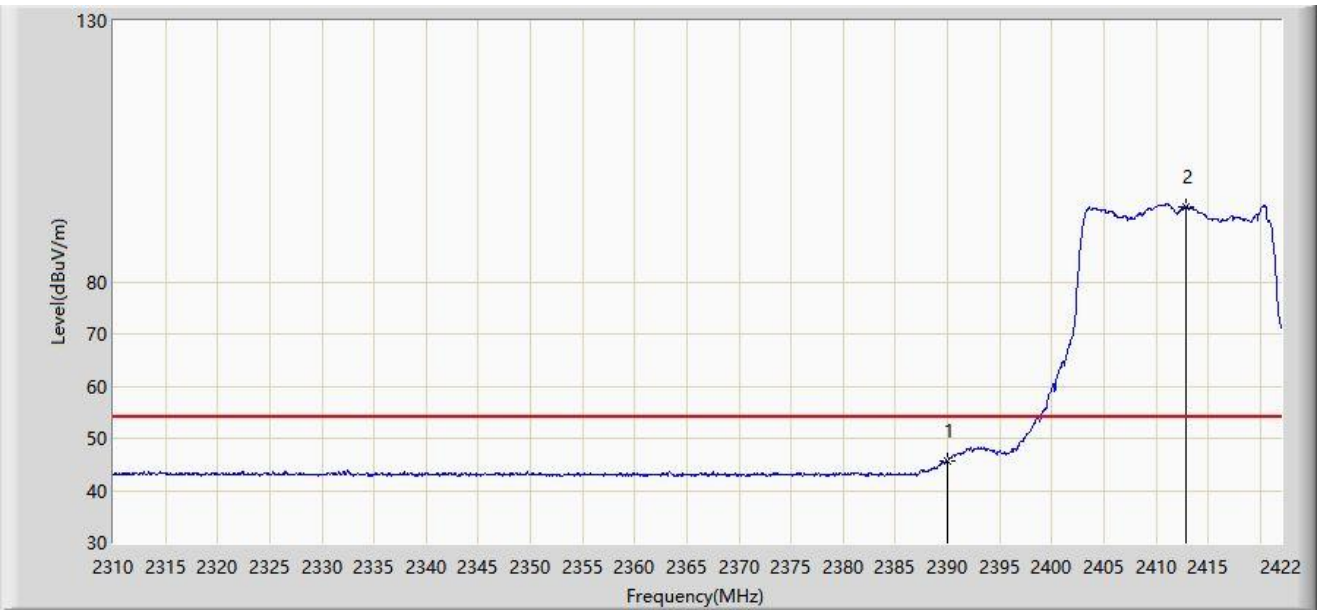

No	Mark	Frequency (MHz)	Measure Level (dBμV/m)	Reading Level (dBμV)	Margin (dB)	Limit (dBμV/m)	Factor (dB/m)	Type
1	*	2390.000	45.697	14.705	-8.303	54.000	30.992	AV
2		2412.872	94.480	63.528	N/A	N/A	30.951	AV

Note 1: " * ", means this data is the worst emission level.

Note 2: Measure Level (dBμV/m) = Reading Level (dBμV) + Factor (dB/m).

Note 3: Factor (dB/m) = Cable Loss (dB) + Antenna Factor (dB/m).

Site: WZ-AC1	Test Date: 2022-12-22
Limit: FCC_2.4G_RE(3m)	Engineer: Carl Jiang
Probe: BBHA9120D_1167_1-18GHz	Polarity: Vertical
EUT: WiFi 6 (802.11ax) 4×4 MU-MIMO Dual Band Module	Power: Powered by Test Jig
Test Mode: Transmit by 802.11n-HT20 at 2412MHz	

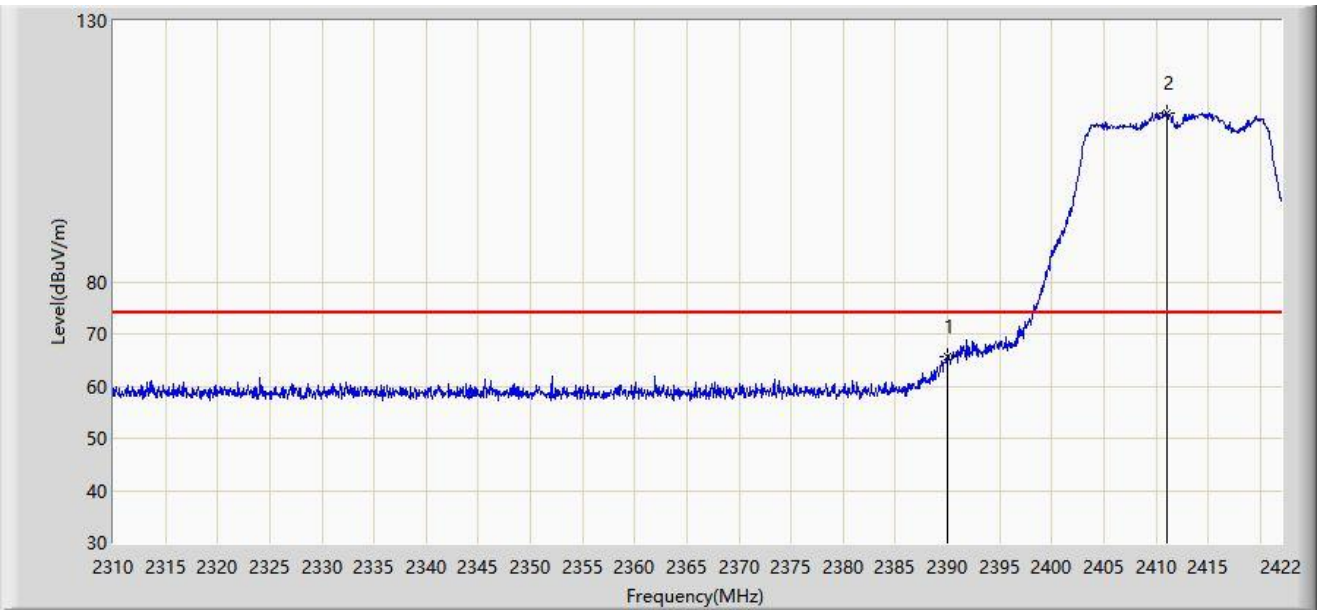

No	Mark	Frequency (MHz)	Measure Level (dBμV/m)	Reading Level (dBμV)	Margin (dB)	Limit (dBμV/m)	Factor (dB/m)	Type
1	*	2390.000	65.763	34.771	-8.237	74.000	30.992	PK
2		2411.080	112.457	81.500	N/A	N/A	30.957	PK

Note 1: " * ", means this data is the worst emission level.

Note 2: Measure Level (dBμV/m) = Reading Level (dBμV) + Factor (dB/m).

Note 3: Factor (dB/m) = Cable Loss (dB) + Antenna Factor (dB/m).