Site: WZ-AC1	Test Date: 2022-11-20
Limit: FCC_5.8G_RE(3m)	Engineer: Charles Zhang
Probe: BBHA9120D_1167_1-18GHz	Polarity: Horizontal
EUT: WiFi 6 (802.11ax) 4×4 MU-MIMO Dual Band Module	Power: AC 120V/60Hz
Test Mode: Transmit by 802.11ac-VHT40 at 5795MHz	

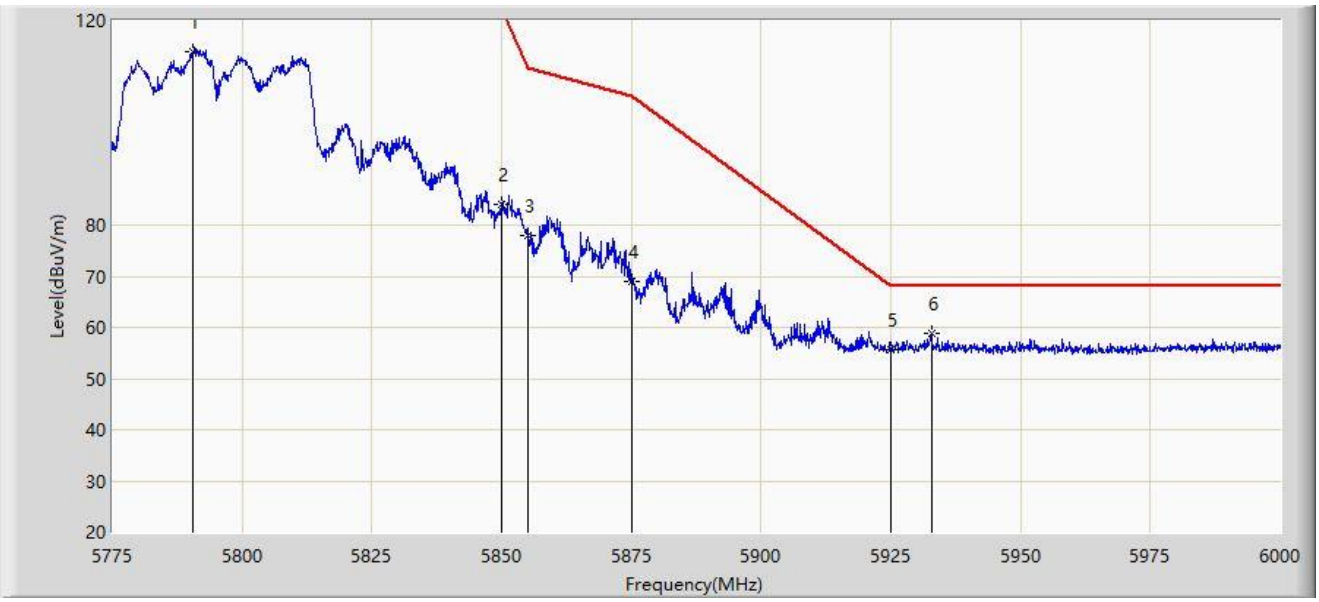

No	Mark	Frequency (MHz)	Measure Level (dBμV/m)	Reading Level (dBμV)	Margin (dB)	Limit (dBμV/m)	Factor (dB/m)	Type
1		5790.413	113.975	109.724	N/A	N/A	4.250	PK
2		5850.000	84.044	79.600	-38.156	122.200	4.444	PK
3		5855.000	77.910	73.510	-32.890	110.800	4.400	PK
4		5875.000	68.988	64.677	-36.212	105.200	4.312	PK
5		5925.000	55.517	50.886	-12.683	68.200	4.630	PK
6	*	5932.837	58.747	54.137	-9.453	68.200	4.610	PK

Note 1: " * ", means this data is the worst emission level.

Note 2: Measure Level (dBμV/m) = Reading Level (dBμV) + Factor (dB/m).

Note 3: Factor (dB/m) = Cable Loss (dB) + Antenna Factor (dB/m) - Pre_Amplifier Gain (dB).

Site: WZ-AC1	Test Date: 2022-11-20
Limit: FCC_5.8G_RE(3m)	Engineer: Charles Zhang
Probe: BBHA9120D_1167_1-18GHz	Polarity: Vertical
EUT: WiFi 6 (802.11ax) 4×4 MU-MIMO Dual Band Module	Power: AC 120V/60Hz
Test Mode: Transmit by 802.11ac-VHT40 at 5795MHz	

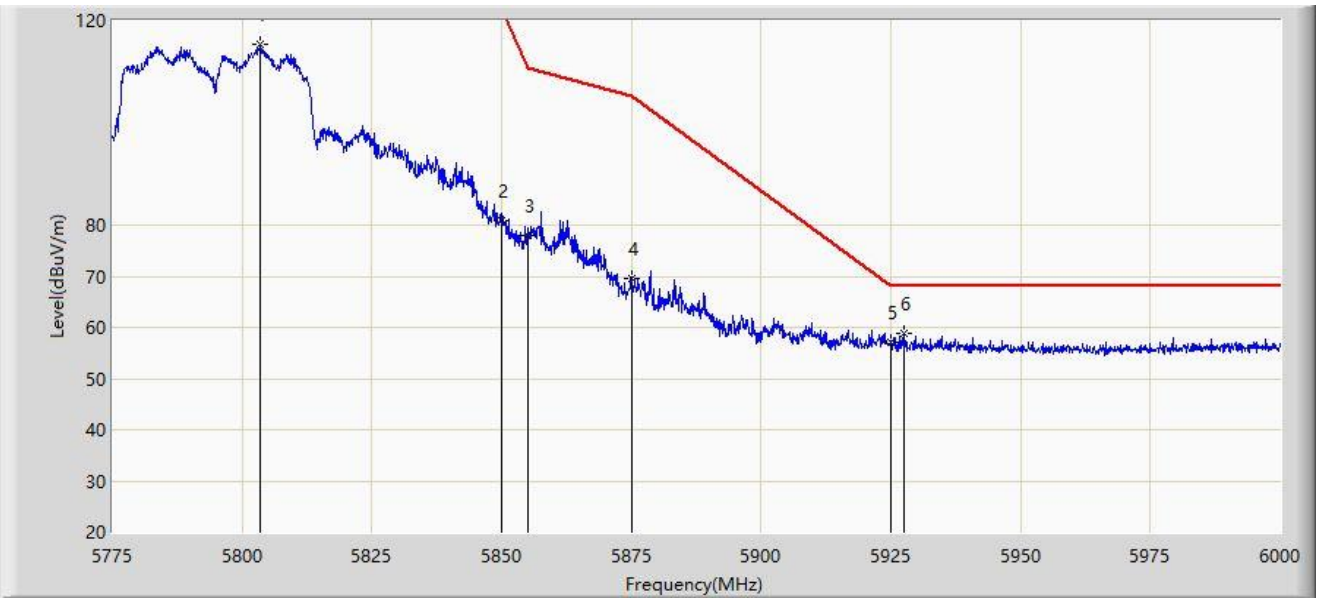

No	Mark	Frequency (MHz)	Measure Level (dBμV/m)	Reading Level (dBμV)	Margin (dB)	Limit (dBμV/m)	Factor (dB/m)	Type
1		5803.575	115.272	110.965	N/A	N/A	4.308	PK
2		5850.000	80.831	76.387	-41.369	122.200	4.444	PK
3		5855.000	78.081	73.681	-32.719	110.800	4.400	PK
4		5875.000	69.540	65.229	-35.660	105.200	4.312	PK
5		5925.000	57.226	52.595	-10.974	68.200	4.630	PK
6	*	5927.437	58.921	54.288	-9.279	68.200	4.634	PK

Note 1: " * ", means this data is the worst emission level.

Note 2: Measure Level (dBμV/m) = Reading Level (dBμV) + Factor (dB/m).

Note 3: Factor (dB/m) = Cable Loss (dB) + Antenna Factor (dB/m) - Pre_Amplifier Gain (dB).

Site: WZ-AC1	Test Date: 2022-11-23
Limit: FCC_5G_RE(3m)	Engineer: Charles Zhang
Probe: BBHA9120D_1167_1-18GHz	Polarity: Horizontal
EUT: WiFi 6 (802.11ax) 4×4 MU-MIMO Dual Band Module	Power: AC 120V/60Hz
Test Mode: Transmit by 802.11ac-VHT80 at 5210MHz	

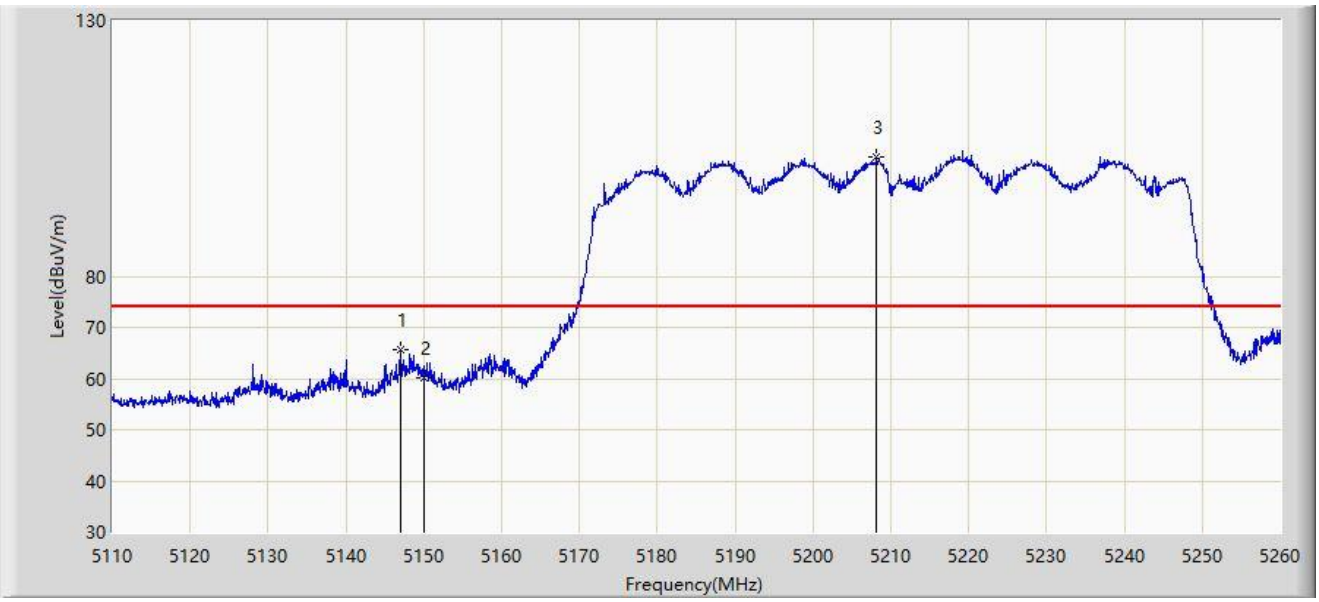

No	Mark	Frequency (MHz)	Measure Level (dBμV/m)	Reading Level (dBμV)	Margin (dB)	Limit (dBμV/m)	Factor (dB/m)	Type
1	*	5147.050	65.593	61.946	-8.407	74.000	3.646	PK
2		5150.000	60.152	56.511	-13.848	74.000	3.641	PK
3		5208.175	103.308	100.013	N/A	N/A	3.295	PK

Note 1: " * ", means this data is the worst emission level.

Note 2: Measure Level (dBμV/m) = Reading Level (dBμV) + Factor (dB/m).

Note 3: Factor (dB/m) = Cable Loss (dB) + Antenna Factor (dB/m) - Pre_Amplifier Gain (dB).

Site: WZ-AC1	Test Date: 2022-11-23
Limit: FCC_5G_RE(3m)	Engineer: Charles Zhang
Probe: BBHA9120D_1167_1-18GHz	Polarity: Horizontal
EUT: WiFi 6 (802.11ax) 4×4 MU-MIMO Dual Band Module	Power: AC 120V/60Hz
Test Mode: Transmit by 802.11ac-VHT80 at 5210MHz	

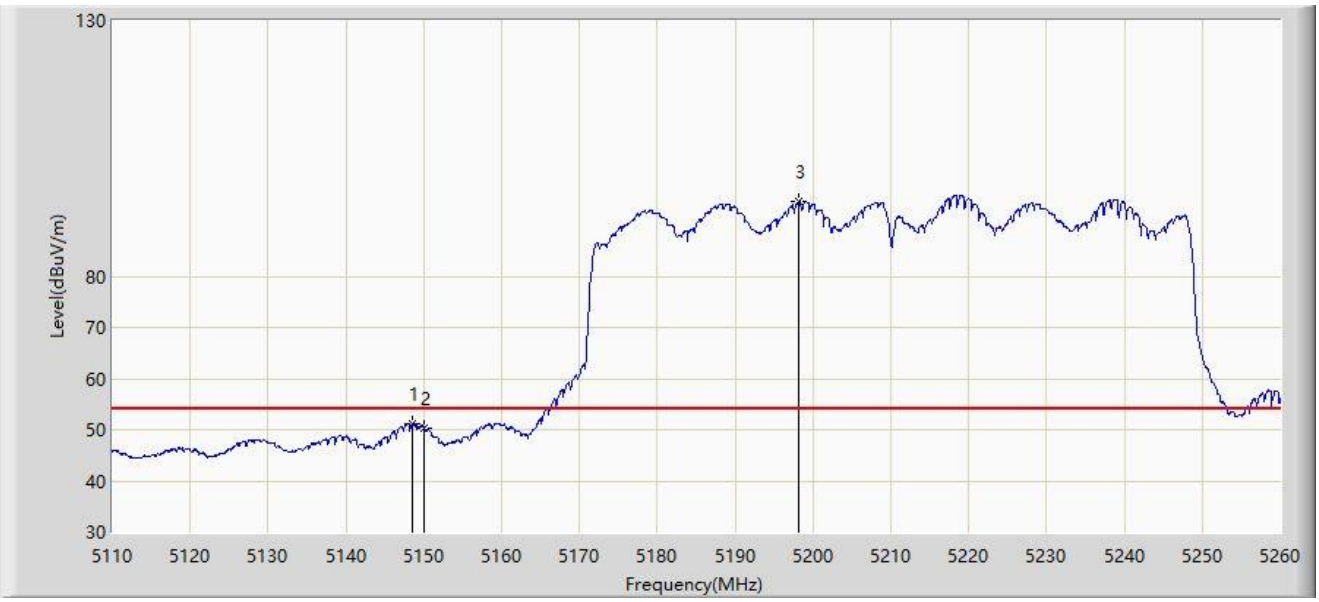

No	Mark	Frequency (MHz)	Measure Level (dBμV/m)	Reading Level (dBμV)	Margin (dB)	Limit (dBμV/m)	Factor (dB/m)	Type
1	*	5148.625	51.087	47.440	-2.913	54.000	3.647	AV
2		5150.000	50.350	46.709	-3.650	54.000	3.641	AV
3		5198.125	94.494	91.203	N/A	N/A	3.291	AV

Note 1: " * ", means this data is the worst emission level.

Note 2: Measure Level (dBμV/m) = Reading Level (dBμV) + Factor (dB/m).

Note 3: Factor (dB/m) = Cable Loss (dB) + Antenna Factor (dB/m) - Pre_Amplifier Gain (dB).

Site: WZ-AC1	Test Date: 2022-11-23
Limit: FCC_5G_RE(3m)	Engineer: Charles Zhang
Probe: BBHA9120D_1167_1-18GHz	Polarity: Vertical
EUT: WiFi 6 (802.11ax) 4×4 MU-MIMO Dual Band Module	Power: AC 120V/60Hz
Test Mode: Transmit by 802.11ac-VHT80 at 5210MHz	

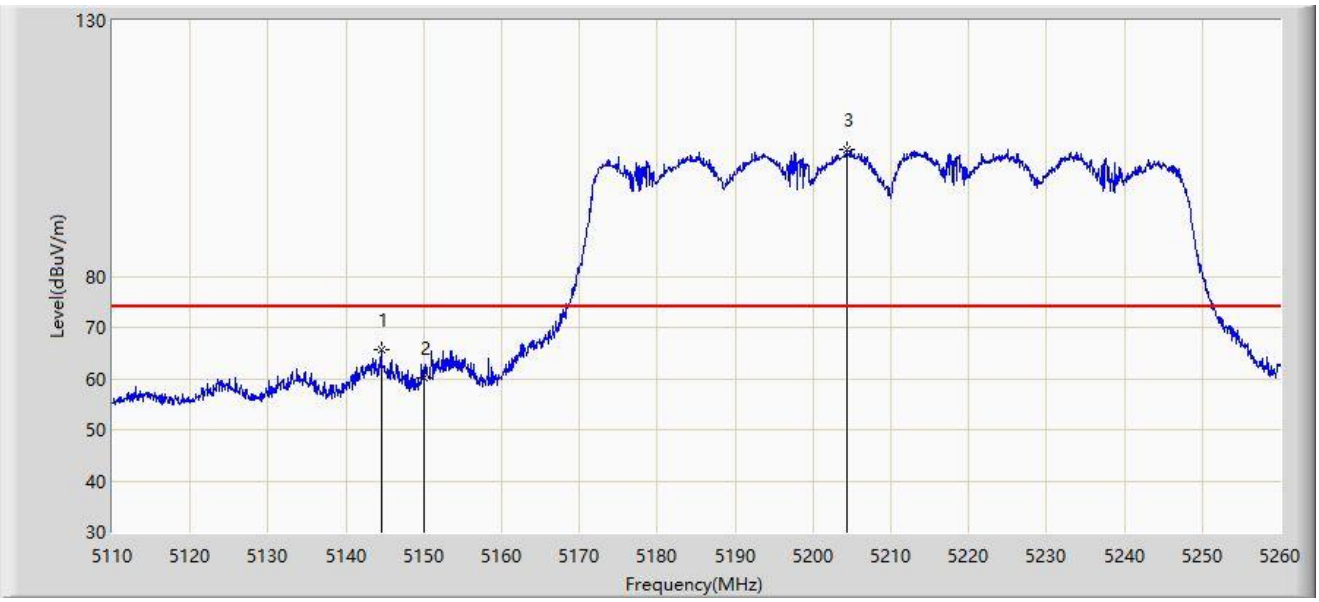

No	Mark	Frequency (MHz)	Measure Level (dBμV/m)	Reading Level (dBμV)	Margin (dB)	Limit (dBμV/m)	Factor (dB/m)	Type
1	*	5144.500	65.616	61.977	-8.384	74.000	3.638	PK
2		5150.000	60.181	56.540	-13.819	74.000	3.641	PK
3		5204.275	104.881	101.591	N/A	N/A	3.289	PK

Note 1: " * ", means this data is the worst emission level.

Note 2: Measure Level (dBμV/m) = Reading Level (dBμV) + Factor (dB/m).

Note 3: Factor (dB/m) = Cable Loss (dB) + Antenna Factor (dB/m) - Pre_Amplifier Gain (dB).

Site: WZ-AC1	Test Date: 2022-11-23
Limit: FCC_5G_RE(3m)	Engineer: Charles Zhang
Probe: BBHA9120D_1167_1-18GHz	Polarity: Vertical
EUT: WiFi 6 (802.11ax) 4×4 MU-MIMO Dual Band Module	Power: AC 120V/60Hz
Test Mode: Transmit by 802.11ac-VHT80 at 5210MHz	

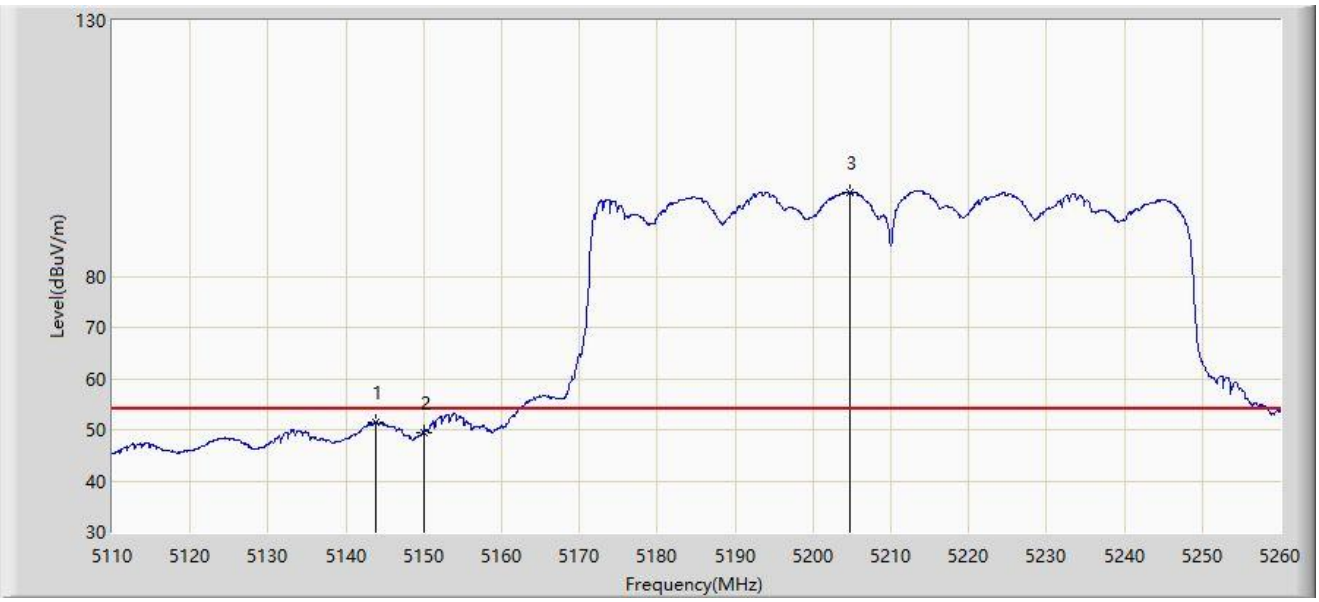

No	Mark	Frequency (MHz)	Measure Level (dBμV/m)	Reading Level (dBμV)	Margin (dB)	Limit (dBμV/m)	Factor (dB/m)	Type
1	*	5143.750	51.365	47.728	-2.635	54.000	3.637	AV
2		5150.000	49.553	45.912	-4.447	54.000	3.641	AV
3		5204.650	96.371	93.081	N/A	N/A	3.290	AV

Note 1: " * ", means this data is the worst emission level.

Note 2: Measure Level (dBμV/m) = Reading Level (dBμV) + Factor (dB/m).

Note 3: Factor (dB/m) = Cable Loss (dB) + Antenna Factor (dB/m) - Pre_Amplifier Gain (dB).

Site: WZ-AC1	Test Date: 2022-11-23
Limit: FCC_5G_RE(3m)	Engineer: Charles Zhang
Probe: BBHA9120D_1167_1-18GHz	Polarity: Horizontal
EUT: WiFi 6 (802.11ax) 4×4 MU-MIMO Dual Band Module	Power: AC 120V/60Hz
Test Mode: Transmit by 802.11ac-VHT80 at 5290MHz	

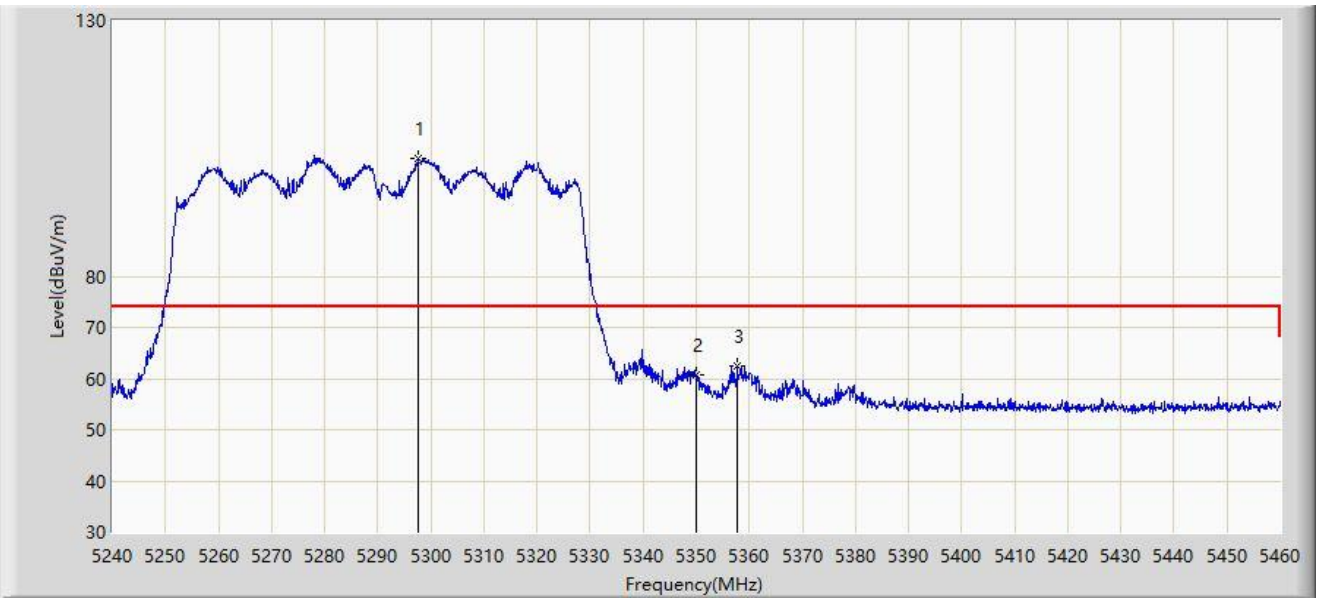

No	Mark	Frequency (MHz)	Measure Level (dBμV/m)	Reading Level (dBμV)	Margin (dB)	Limit (dBμV/m)	Factor (dB/m)	Type
1		5297.640	102.901	99.609	N/A	N/A	3.292	PK
2		5350.000	60.730	57.385	-13.270	74.000	3.344	PK
3	*	5357.700	62.513	59.219	-11.487	74.000	3.294	PK

Note 1: " * ", means this data is the worst emission level.

Note 2: Measure Level (dBμV/m) = Reading Level (dBμV) + Factor (dB/m).

Note 3: Factor (dB/m) = Cable Loss (dB) + Antenna Factor (dB/m) - Pre_Amplifier Gain (dB).

Site: WZ-AC1	Test Date: 2022-11-23
Limit: FCC_5G_RE(3m)	Engineer: Charles Zhang
Probe: BBHA9120D_1167_1-18GHz	Polarity: Horizontal
EUT: WiFi 6 (802.11ax) 4×4 MU-MIMO Dual Band Module	Power: AC 120V/60Hz
Test Mode: Transmit by 802.11ac-VHT80 at 5290MHz	

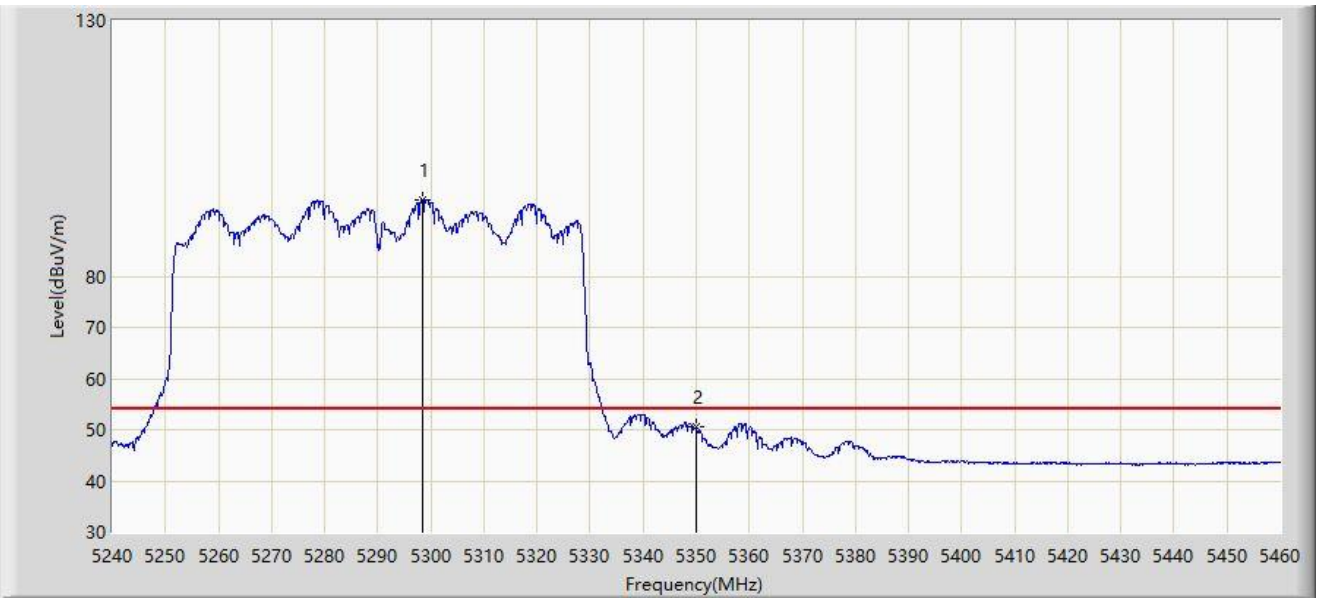

No	Mark	Frequency (MHz)	Measure Level (dBμV/m)	Reading Level (dBμV)	Margin (dB)	Limit (dBμV/m)	Factor (dB/m)	Type
1		5298.410	94.971	91.679	N/A	N/A	3.293	AV
2	*	5350.000	50.495	47.150	-3.505	54.000	3.344	AV

Note 1: " * ", means this data is the worst emission level.

Note 2: Measure Level (dBμV/m) = Reading Level (dBμV) + Factor (dB/m).

Note 3: Factor (dB/m) = Cable Loss (dB) + Antenna Factor (dB/m) - Pre_Amplifier Gain (dB).

Site: WZ-AC1	Test Date: 2022-11-23
Limit: FCC_5G_RE(3m)	Engineer: Charles Zhang
Probe: BBHA9120D_1167_1-18GHz	Polarity: Vertical
EUT: WiFi 6 (802.11ax) 4×4 MU-MIMO Dual Band Module	Power: AC 120V/60Hz
Test Mode: Transmit by 802.11ac-VHT80 at 5290MHz	

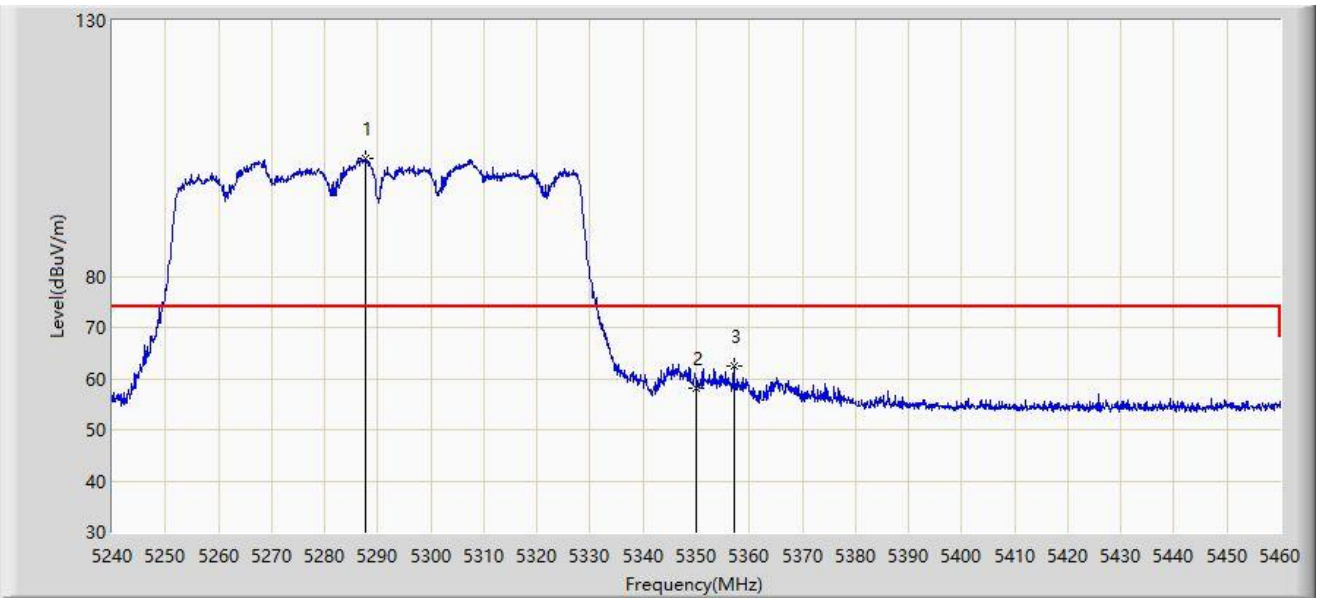

No	Mark	Frequency (MHz)	Measure Level (dBμV/m)	Reading Level (dBμV)	Margin (dB)	Limit (dBμV/m)	Factor (dB/m)	Type
1		5287.630	103.041	99.848	N/A	N/A	3.193	PK
2		5350.000	57.973	54.628	-16.027	74.000	3.344	PK
3	*	5357.040	62.362	59.066	-11.638	74.000	3.296	PK

Note 1: " * ", means this data is the worst emission level.

Note 2: Measure Level (dBμV/m) = Reading Level (dBμV) + Factor (dB/m).

Note 3: Factor (dB/m) = Cable Loss (dB) + Antenna Factor (dB/m) - Pre_Amplifier Gain (dB).

Site: WZ-AC1	Test Date: 2022-11-23
Limit: FCC_5G_RE(3m)	Engineer: Charles Zhang
Probe: BBHA9120D_1167_1-18GHz	Polarity: Vertical
EUT: WiFi 6 (802.11ax) 4×4 MU-MIMO Dual Band Module	Power: AC 120V/60Hz
Test Mode: Transmit by 802.11ac-VHT80 at 5290MHz	

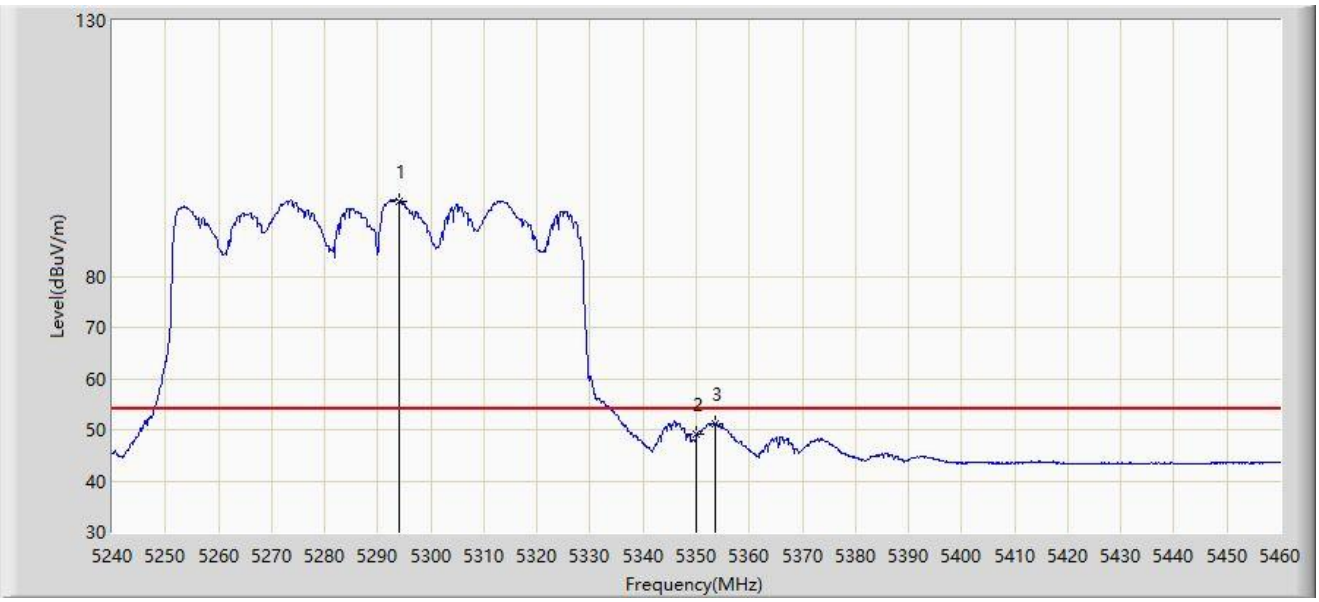

No	Mark	Frequency (MHz)	Measure Level (dBμV/m)	Reading Level (dBμV)	Margin (dB)	Limit (dBμV/m)	Factor (dB/m)	Type
1		5293.900	94.772	91.497	N/A	N/A	3.276	AV
2		5350.000	48.986	45.641	-5.014	54.000	3.344	AV
3	*	5353.630	51.198	47.892	-2.802	54.000	3.307	AV

Note 1: " * ", means this data is the worst emission level.

Note 2: Measure Level (dBμV/m) = Reading Level (dBμV) + Factor (dB/m).

Note 3: Factor (dB/m) = Cable Loss (dB) + Antenna Factor (dB/m) - Pre_Amplifier Gain (dB).

Site: WZ-AC1	Test Date: 2022-11-23
Limit: FCC_5G_RE(3m)	Engineer: Charles Zhang
Probe: BBHA9120D_1167_1-18GHz	Polarity: Horizontal
EUT: WiFi 6 (802.11ax) 4×4 MU-MIMO Dual Band Module	Power: AC 120V/60Hz
Test Mode: Transmit by 802.11ac-VHT80 at 5530MHz	

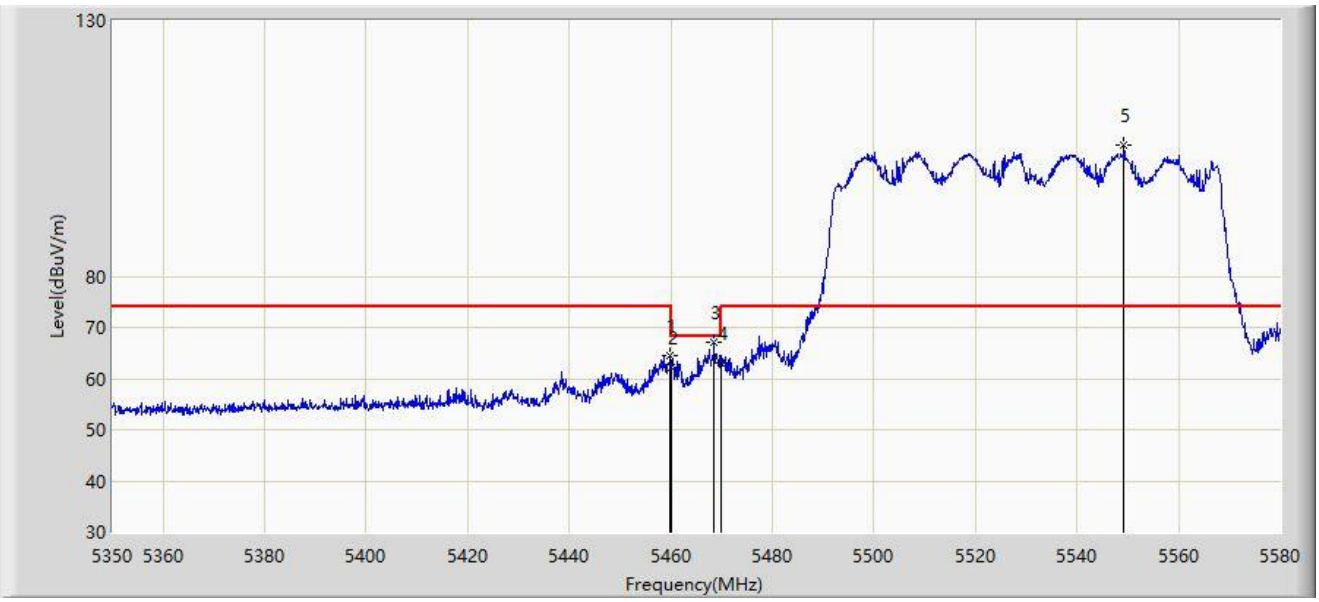

No	Mark	Frequency (MHz)	Measure Level (dBμV/m)	Reading Level (dBμV)	Margin (dB)	Limit (dBμV/m)	Factor (dB/m)	Type
1		5459.825	64.586	60.957	-9.414	74.000	3.629	PK
2		5460.000	62.165	58.535	-11.835	74.000	3.630	PK
3	*	5468.565	67.139	63.457	-1.061	68.200	3.683	PK
4		5470.000	63.187	59.496	-5.013	68.200	3.691	PK
5		5549.295	105.692	101.988	N/A	N/A	3.703	PK

Note 1: " * ", means this data is the worst emission level.

Note 2: Measure Level (dBμV/m) = Reading Level (dBμV) + Factor (dB/m).

Note 3: Factor (dB/m) = Cable Loss (dB) + Antenna Factor (dB/m) - Pre_Amplifier Gain (dB).

Site: WZ-AC1	Test Date: 2022-11-23
Limit: FCC_5G_RE(3m)	Engineer: Charles Zhang
Probe: BBHA9120D_1167_1-18GHz	Polarity: Horizontal
EUT: WiFi 6 (802.11ax) 4×4 MU-MIMO Dual Band Module	Power: AC 120V/60Hz
Test Mode: Transmit by 802.11ac-VHT80 at 5530MHz	

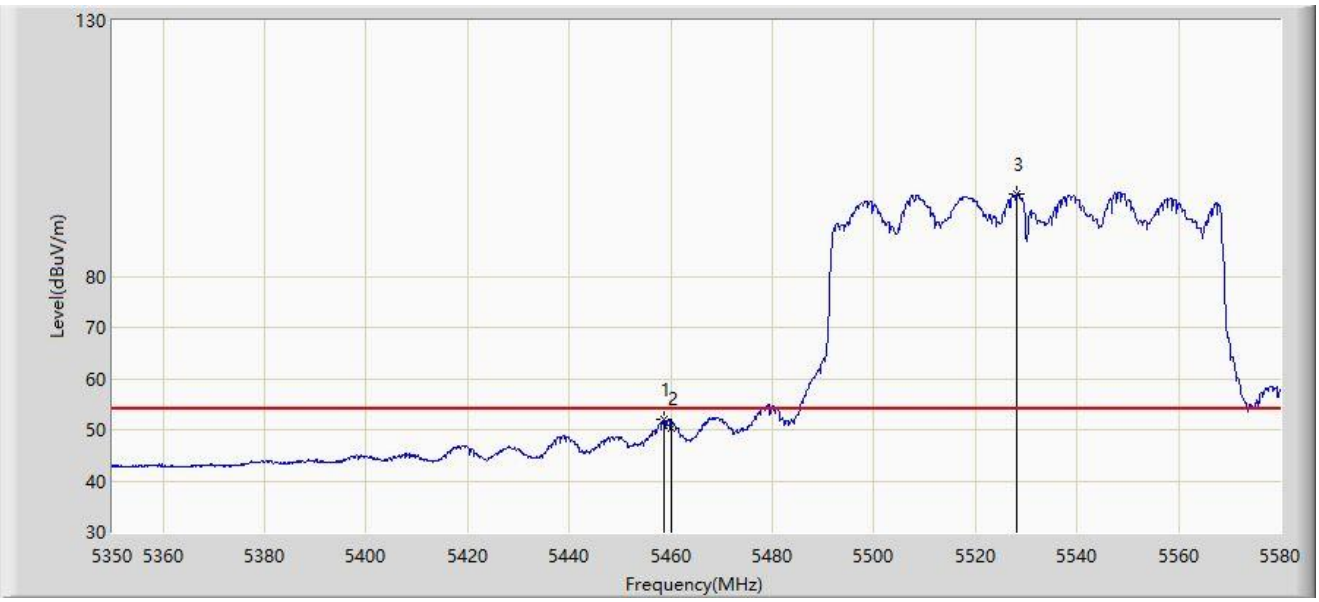

No	Mark	Frequency (MHz)	Measure Level (dBμV/m)	Reading Level (dBμV)	Margin (dB)	Limit (dBμV/m)	Factor (dB/m)	Type
1	*	5458.790	51.933	48.310	-2.067	54.000	3.623	AV
2		5460.000	50.406	46.776	-3.594	54.000	3.630	AV
3		5528.250	96.044	92.449	N/A	N/A	3.596	AV

Note 1: " * ", means this data is the worst emission level.

Note 2: Measure Level (dBμV/m) = Reading Level (dBμV) + Factor (dB/m).

Note 3: Factor (dB/m) = Cable Loss (dB) + Antenna Factor (dB/m) - Pre_Amplifier Gain (dB).

Site: WZ-AC1	Test Date: 2022-11-23
Limit: FCC_5G_RE(3m)	Engineer: Charles Zhang
Probe: BBHA9120D_1167_1-18GHz	Polarity: Vertical
EUT: WiFi 6 (802.11ax) 4×4 MU-MIMO Dual Band Module	Power: AC 120V/60Hz
Test Mode: Transmit by 802.11ac-VHT80 at 5530MHz	

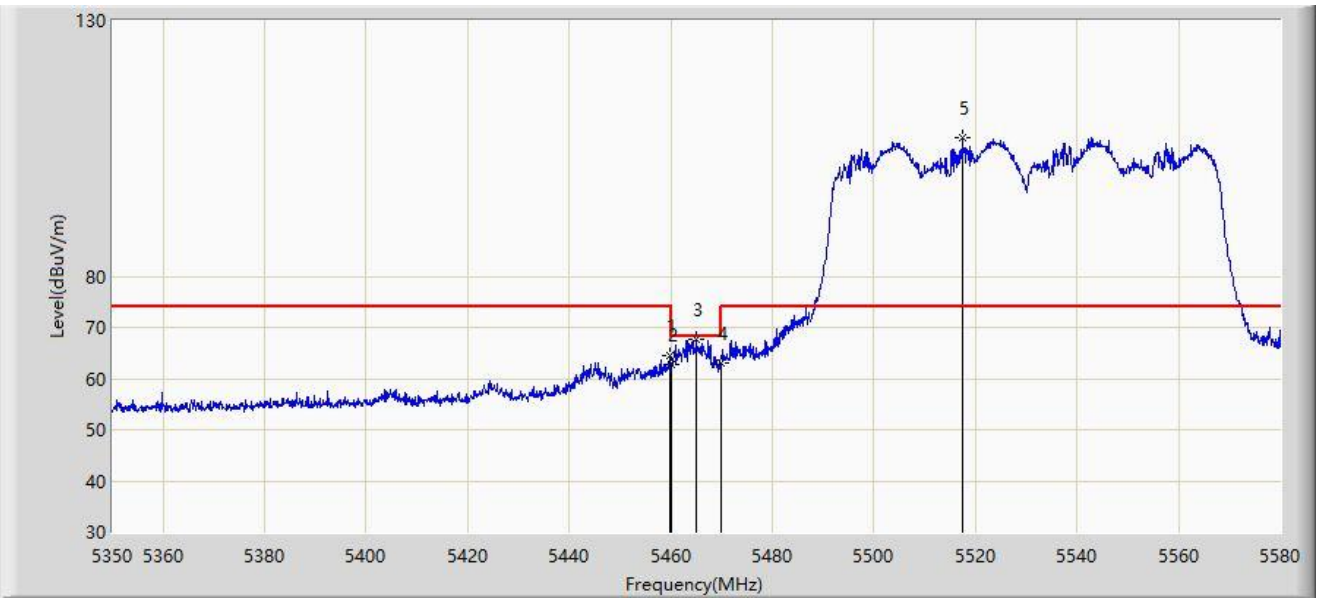

No	Mark	Frequency (MHz)	Measure Level (dBμV/m)	Reading Level (dBμV)	Margin (dB)	Limit (dBμV/m)	Factor (dB/m)	Type
1		5459.825	64.462	60.833	-9.538	74.000	3.629	PK
2		5460.000	62.835	59.205	-11.165	74.000	3.630	PK
3	*	5465.115	67.815	64.154	-0.385	68.200	3.662	PK
4		5470.000	63.160	59.469	-5.040	68.200	3.691	PK
5		5517.440	106.988	103.277	N/A	N/A	3.711	PK

Note 1: " * ", means this data is the worst emission level.

Note 2: Measure Level (dBμV/m) = Reading Level (dBμV) + Factor (dB/m).

Note 3: Factor (dB/m) = Cable Loss (dB) + Antenna Factor (dB/m) - Pre_Amplifier Gain (dB).

Site: WZ-AC1	Test Date: 2022-11-23
Limit: FCC_5G_RE(3m)	Engineer: Charles Zhang
Probe: BBHA9120D_1167_1-18GHz	Polarity: Vertical
EUT: WiFi 6 (802.11ax) 4×4 MU-MIMO Dual Band Module	Power: AC 120V/60Hz
Test Mode: Transmit by 802.11ac-VHT80 at 5530MHz	

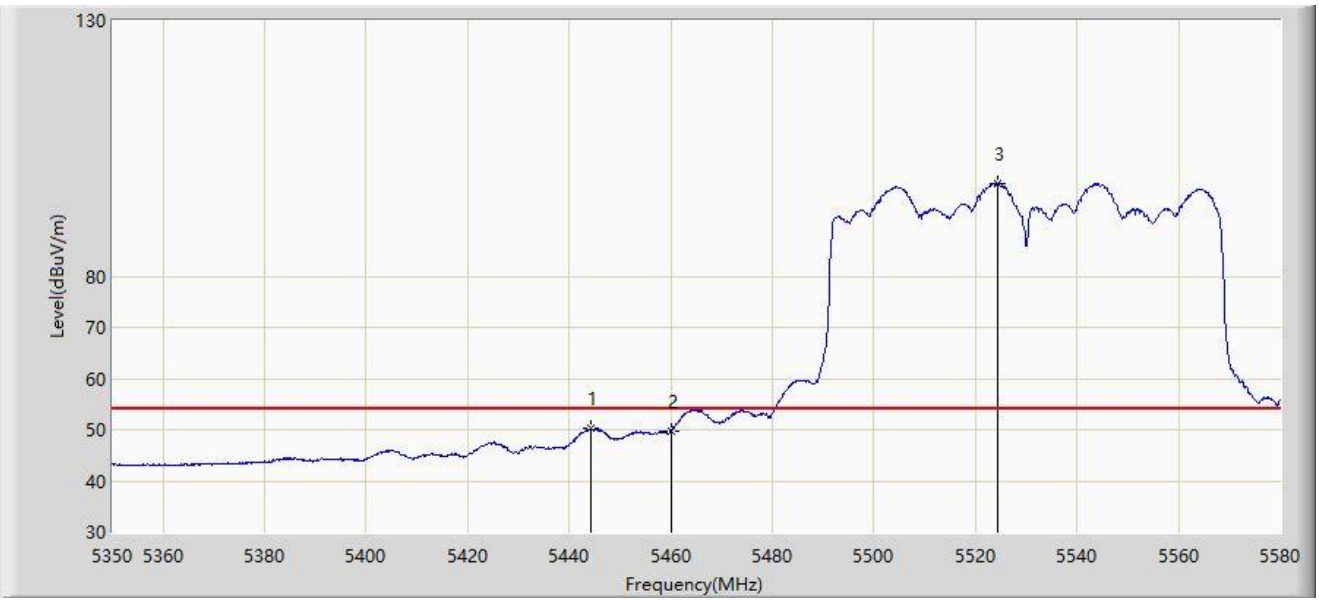

No	Mark	Frequency (MHz)	Measure Level (dBμV/m)	Reading Level (dBμV)	Margin (dB)	Limit (dBμV/m)	Factor (dB/m)	Type
1	*	5444.300	50.174	46.627	-3.826	54.000	3.547	AV
2		5460.000	49.690	46.060	-4.310	54.000	3.630	AV
3		5524.455	98.243	94.608	N/A	N/A	3.635	AV

Note 1: " * ", means this data is the worst emission level.

Note 2: Measure Level (dBμV/m) = Reading Level (dBμV) + Factor (dB/m).

Note 3: Factor (dB/m) = Cable Loss (dB) + Antenna Factor (dB/m) - Pre_Amplifier Gain (dB).

Site: WZ-AC1	Test Date: 2022-11-23
Limit: FCC_5G_RE(3m)	Engineer: Charles Zhang
Probe: BBHA9120D_1167_1-18GHz	Polarity: Horizontal
EUT: WiFi 6 (802.11ax) 4×4 MU-MIMO Dual Band Module	Power: AC 120V/60Hz
Test Mode: Transmit by 802.11ac-VHT80 at 5610MHz	

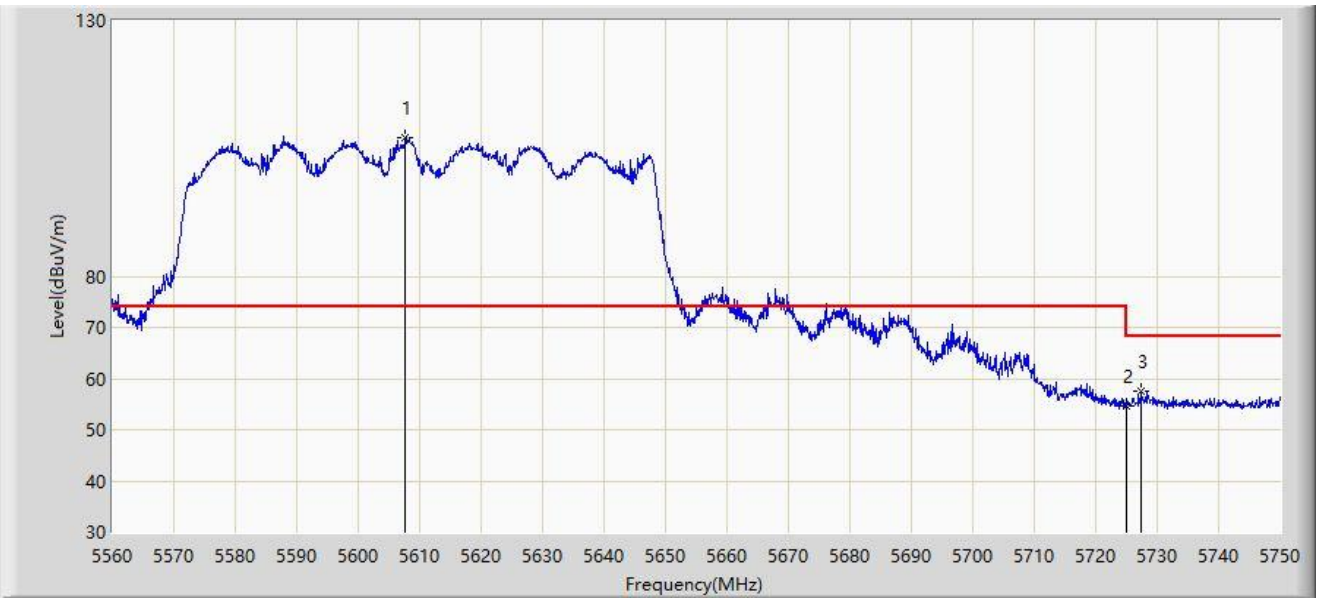

No	Mark	Frequency (MHz)	Measure Level (dBμV/m)	Reading Level (dBμV)	Margin (dB)	Limit (dBμV/m)	Factor (dB/m)	Type
1		5607.690	107.203	103.394	N/A	N/A	3.810	PK
2		5725.000	54.578	50.635	-13.622	68.200	3.943	PK
3	*	5727.485	57.663	53.700	-10.537	68.200	3.963	PK

Note 1: " * ", means this data is the worst emission level.

Note 2: Measure Level (dBμV/m) = Reading Level (dBμV) + Factor (dB/m).

Note 3: Factor (dB/m) = Cable Loss (dB) + Antenna Factor (dB/m) - Pre_Amplifier Gain (dB).

Site: WZ-AC1	Test Date: 2022-11-23
Limit: FCC_5G_RE(3m)	Engineer: Charles Zhang
Probe: BBHA9120D_1167_1-18GHz	Polarity: Vertical
EUT: WiFi 6 (802.11ax) 4×4 MU-MIMO Dual Band Module	Power: AC 120V/60Hz
Test Mode: Transmit by 802.11ac-VHT80 at 5610MHz	

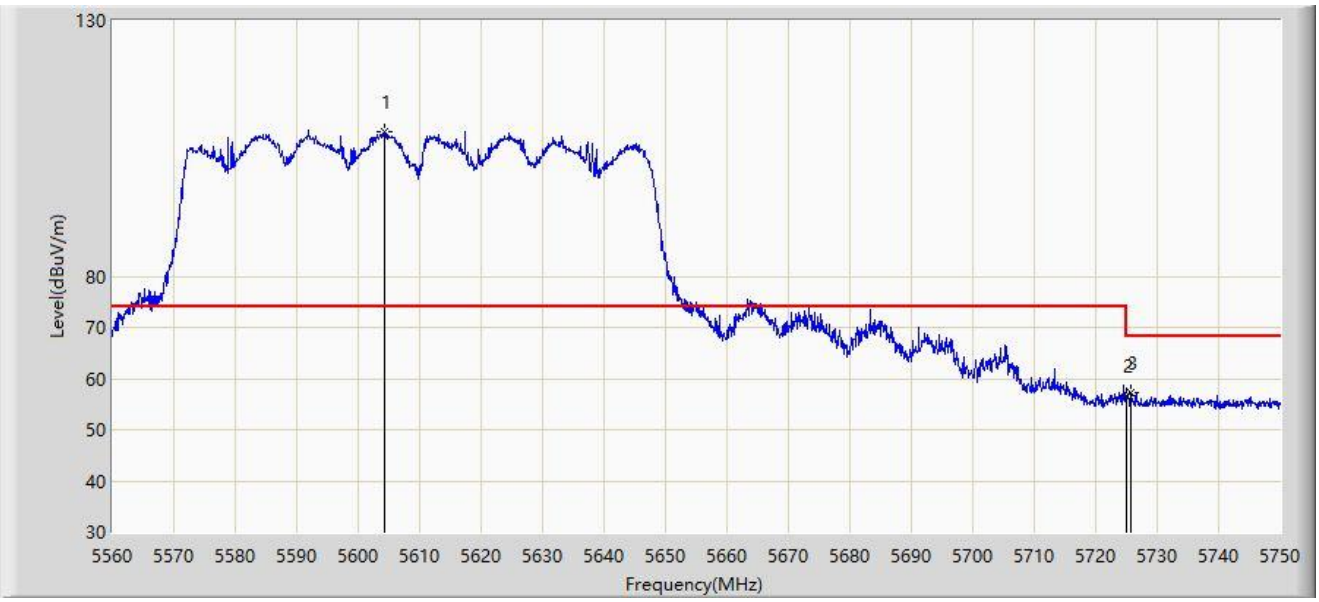

No	Mark	Frequency (MHz)	Measure Level (dBμV/m)	Reading Level (dBμV)	Margin (dB)	Limit (dBμV/m)	Factor (dB/m)	Type
1		5604.270	108.393	104.554	N/A	N/A	3.839	PK
2		5725.000	56.530	52.587	-11.670	68.200	3.943	PK
3	*	5725.680	57.311	53.366	-10.889	68.200	3.945	PK

Note 1: " * ", means this data is the worst emission level.

Note 2: Measure Level (dBμV/m) = Reading Level (dBμV) + Factor (dB/m).

Note 3: Factor (dB/m) = Cable Loss (dB) + Antenna Factor (dB/m) - Pre_Amplifier Gain (dB).

Site: WZ-AC1	Test Date: 2022-11-20
Limit: FCC_5.8G_RE(3m)	Engineer: Charles Zhang
Probe: BBHA9120D_1167_1-18GHz	Polarity: Horizontal
EUT: WiFi 6 (802.11ax) 4×4 MU-MIMO Dual Band Module	Power: AC 120V/60Hz
Test Mode: Transmit by 802.11ac-VHT80 at 5775MHz	

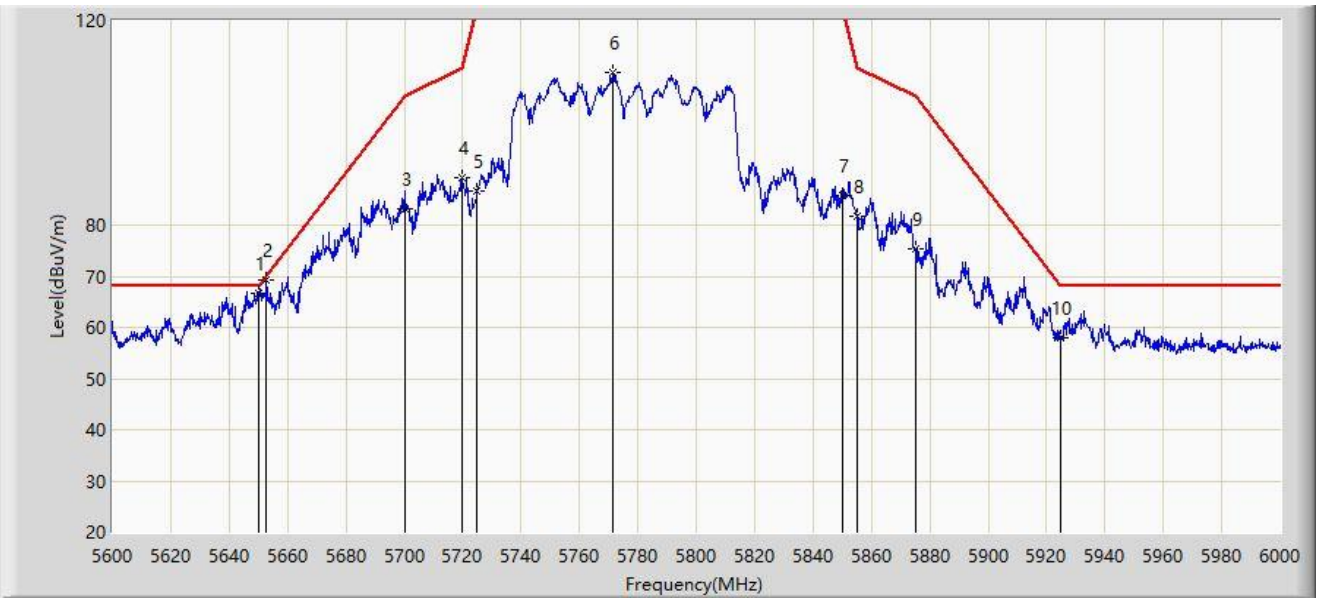

No	Mark	Frequency (MHz)	Measure Level (dBμV/m)	Reading Level (dBμV)	Margin (dB)	Limit (dBμV/m)	Factor (dB/m)	Type
1		5650.000	66.780	62.866	-1.420	68.200	3.914	PK
2	*	5652.800	69.154	65.176	-1.118	70.272	3.978	PK
3		5700.000	83.152	79.237	-22.048	105.200	3.916	PK
4		5720.000	89.239	85.310	-21.561	110.800	3.929	PK
5		5725.000	86.729	82.786	-35.471	122.200	3.943	PK
6		5771.600	109.833	105.643	N/A	N/A	4.190	PK
7		5850.000	85.798	81.354	-36.402	122.200	4.444	PK
8		5855.000	81.875	77.475	-28.925	110.800	4.400	PK
9		5875.000	75.296	70.985	-29.904	105.200	4.312	PK
10		5925.000	57.951	53.320	-10.249	68.200	4.630	PK

Note 1: " * ", means this data is the worst emission level.

Note 2: Measure Level (dBμV/m) = Reading Level (dBμV) + Factor (dB/m).

Note 3: Factor (dB/m) = Cable Loss (dB) + Antenna Factor (dB/m) - Pre_Amplifier Gain (dB).

Site: WZ-AC1	Test Date: 2022-11-20
Limit: FCC_5.8G_RE(3m)	Engineer: Charles Zhang
Probe: BBHA9120D_1167_1-18GHz	Polarity: Vertical
EUT: WiFi 6 (802.11ax) 4×4 MU-MIMO Dual Band Module	Power: AC 120V/60Hz
Test Mode: Transmit by 802.11ac-VHT80 at 5775MHz	

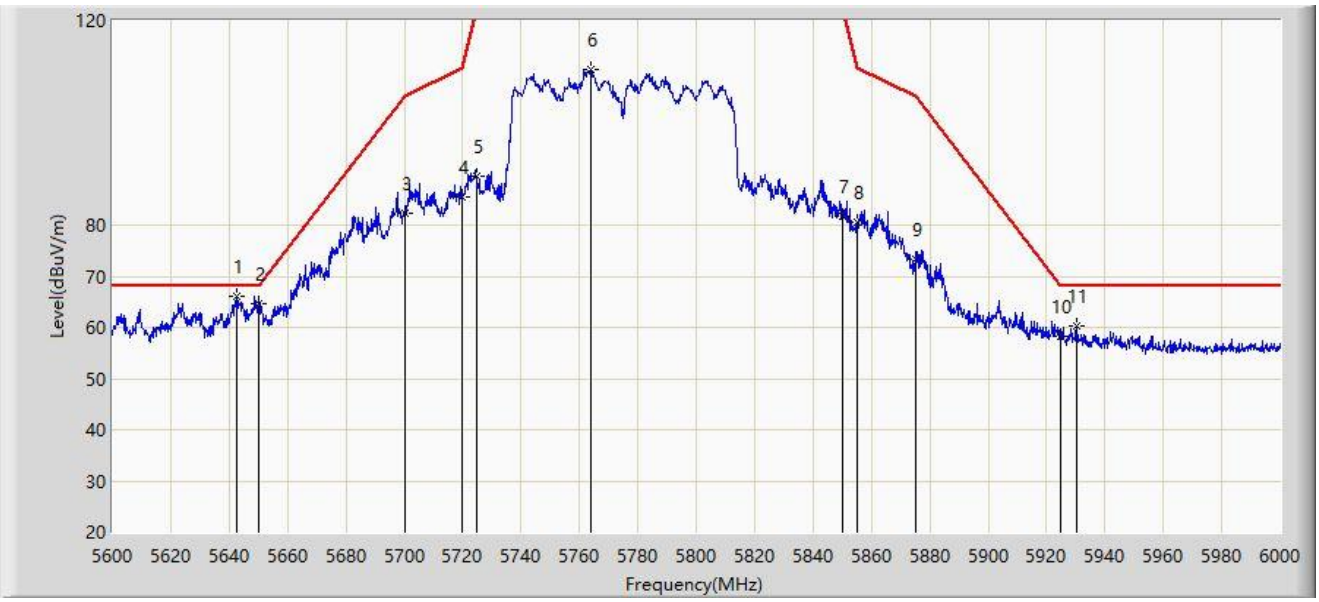

No	Mark	Frequency (MHz)	Measure Level (dBμV/m)	Reading Level (dBμV)	Margin (dB)	Limit (dBμV/m)	Factor (dB/m)	Type
1	*	5642.400	65.986	62.247	-2.214	68.200	3.739	PK
2		5650.000	64.521	60.607	-3.679	68.200	3.914	PK
3		5700.000	82.338	78.423	-22.862	105.200	3.916	PK
4		5720.000	85.528	81.599	-25.272	110.800	3.929	PK
5		5725.000	89.495	85.552	-32.705	122.200	3.943	PK
6		5764.000	110.387	106.157	N/A	N/A	4.229	PK
7		5850.000	81.875	77.431	-40.325	122.200	4.444	PK
8		5855.000	80.445	76.045	-30.355	110.800	4.400	PK
9		5875.000	73.373	69.062	-31.827	105.200	4.312	PK
10		5925.000	58.195	53.564	-10.005	68.200	4.630	PK
11		5930.200	60.345	55.711	-7.855	68.200	4.633	PK

Note 1: " * ", means this data is the worst emission level.

Note 2: Measure Level (dBμV/m) = Reading Level (dBμV) + Factor (dB/m).

Note 3: Factor (dB/m) = Cable Loss (dB) + Antenna Factor (dB/m) - Pre_Amplifier Gain (dB).

Site: WZ-AC1	Test Date: 2022-11-23
Limit: FCC_5G_RE(3m)	Engineer: Charles Zhang
Probe: BBHA9120D_1167_1-18GHz	Polarity: Horizontal
EUT: WiFi 6 (802.11ax) 4×4 MU-MIMO Dual Band Module	Power: AC 120V/60Hz
Test Mode: Transmit by 802.11ac-VHT160 at 5250MHz	

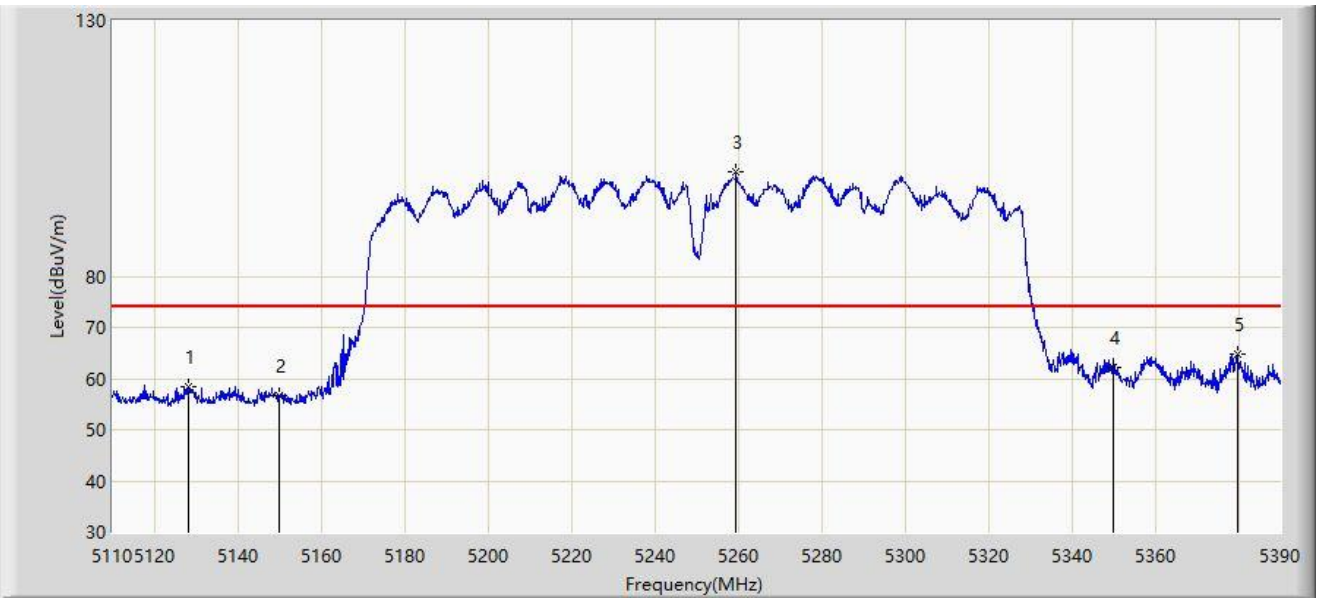

No	Mark	Frequency (MHz)	Measure Level (dBμV/m)	Reading Level (dBμV)	Margin (dB)	Limit (dBμV/m)	Factor (dB/m)	Type
1		5128.200	58.468	54.922	-15.532	74.000	3.547	PK
2		5150.000	56.522	52.881	-17.478	74.000	3.641	PK
3		5259.520	100.316	97.066	N/A	N/A	3.250	PK
4		5350.000	62.187	58.842	-11.813	74.000	3.344	PK
5	*	5379.920	64.821	61.320	-9.179	74.000	3.501	PK

Note 1: " * ", means this data is the worst emission level.

Note 2: Measure Level (dBμV/m) = Reading Level (dBμV) + Factor (dB/m).

Note 3: Factor (dB/m) = Cable Loss (dB) + Antenna Factor (dB/m) - Pre_Amplifier Gain (dB).

Site: WZ-AC1	Test Date: 2022-11-23
Limit: FCC_5G_RE(3m)	Engineer: Charles Zhang
Probe: BBHA9120D_1167_1-18GHz	Polarity: Horizontal
EUT: WiFi 6 (802.11ax) 4×4 MU-MIMO Dual Band Module	Power: AC 120V/60Hz
Test Mode: Transmit by 802.11ac-VHT160 at 5250MHz	

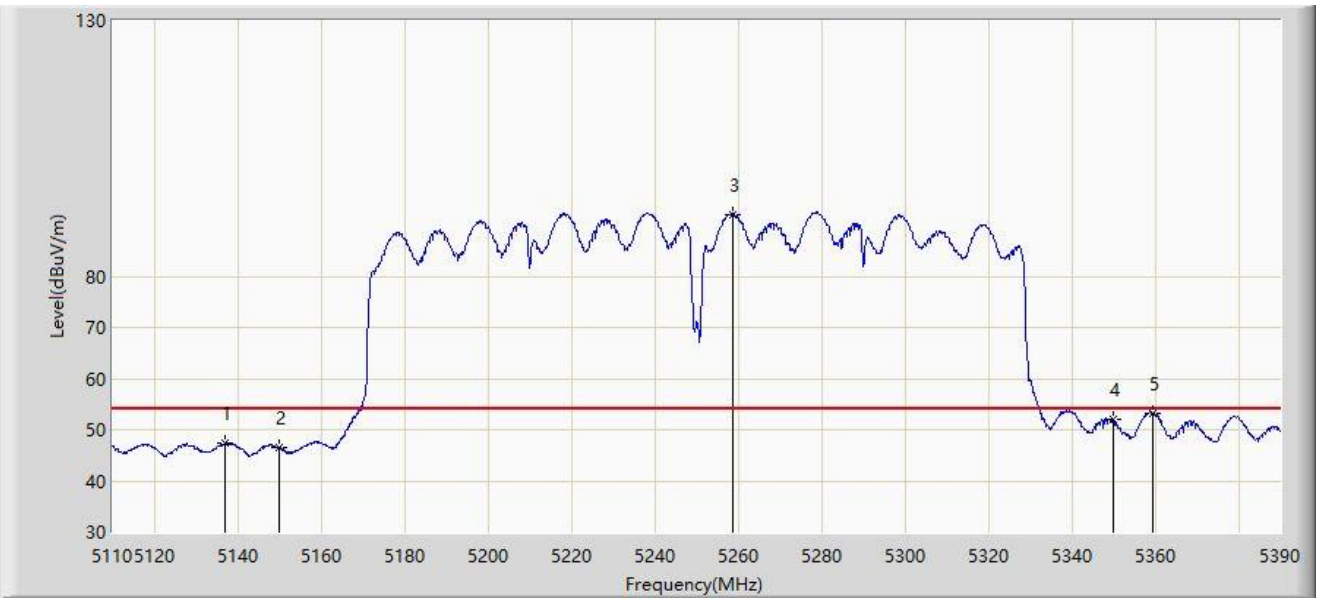

No	Mark	Frequency (MHz)	Measure Level (dBμV/m)	Reading Level (dBμV)	Margin (dB)	Limit (dBμV/m)	Factor (dB/m)	Type
1		5137.160	47.509	43.892	-6.491	54.000	3.616	AV
2		5150.000	46.442	42.801	-7.558	54.000	3.641	AV
3		5258.820	92.045	88.789	N/A	N/A	3.256	AV
4		5350.000	51.933	48.588	-2.067	54.000	3.344	AV
5	*	5359.340	53.158	49.868	-0.842	54.000	3.290	AV

Note 1: " * ", means this data is the worst emission level.

Note 2: Measure Level (dBμV/m) = Reading Level (dBμV) + Factor (dB/m).

Note 3: Factor (dB/m) = Cable Loss (dB) + Antenna Factor (dB/m) - Pre_Amplifier Gain (dB).

Site: WZ-AC1	Test Date: 2022-11-23
Limit: FCC_5G_RE(3m)	Engineer: Charles Zhang
Probe: BBHA9120D_1167_1-18GHz	Polarity: Vertical
EUT: WiFi 6 (802.11ax) 4×4 MU-MIMO Dual Band Module	Power: AC 120V/60Hz
Test Mode: Transmit by 802.11ac-VHT160 at 5250MHz	

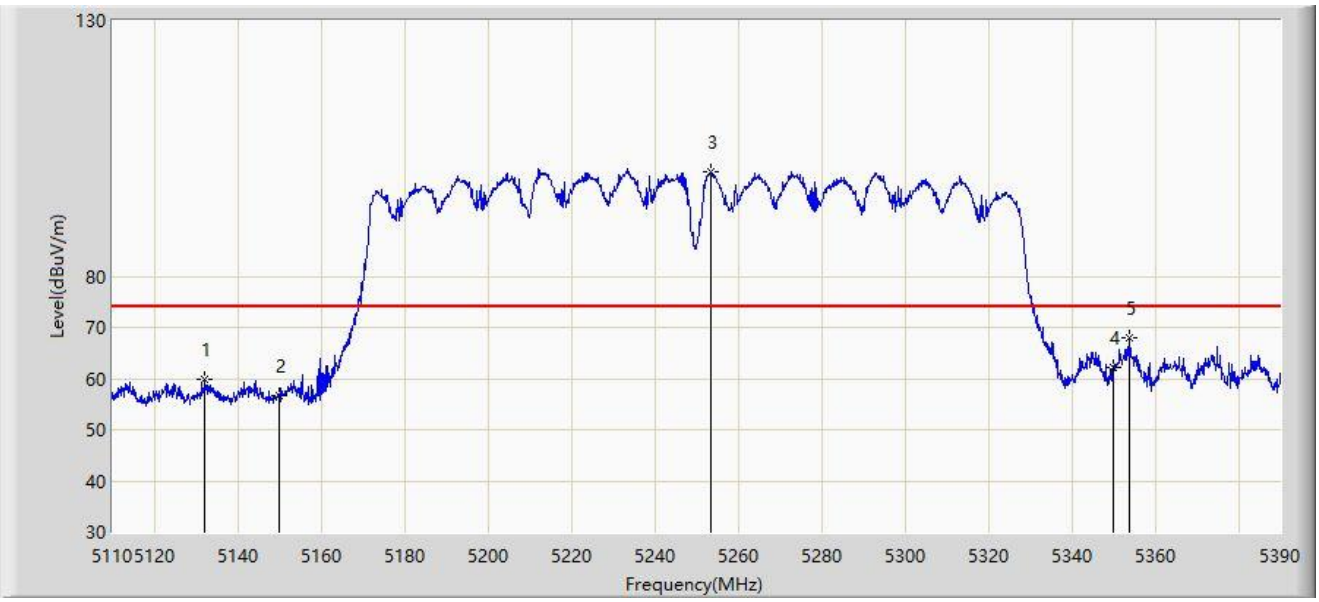

No	Mark	Frequency (MHz)	Measure Level (dBμV/m)	Reading Level (dBμV)	Margin (dB)	Limit (dBμV/m)	Factor (dB/m)	Type
1		5132.120	59.798	56.206	-14.202	74.000	3.592	PK
2		5150.000	56.665	53.024	-17.335	74.000	3.641	PK
3		5253.640	100.409	97.123	N/A	N/A	3.286	PK
4		5350.000	62.194	58.849	-11.806	74.000	3.344	PK
5	*	5354.020	68.050	64.745	-5.950	74.000	3.304	PK

Note 1: " * ", means this data is the worst emission level.

Note 2: Measure Level (dBμV/m) = Reading Level (dBμV) + Factor (dB/m).

Note 3: Factor (dB/m) = Cable Loss (dB) + Antenna Factor (dB/m) - Pre_Amplifier Gain (dB).

Site: WZ-AC1	Test Date: 2022-11-23
Limit: FCC_5G_RE(3m)	Engineer: Charles Zhang
Probe: BBHA9120D_1167_1-18GHz	Polarity: Vertical
EUT: WiFi 6 (802.11ax) 4×4 MU-MIMO Dual Band Module	Power: AC 120V/60Hz
Test Mode: Transmit by 802.11ac-VHT160 at 5250MHz	

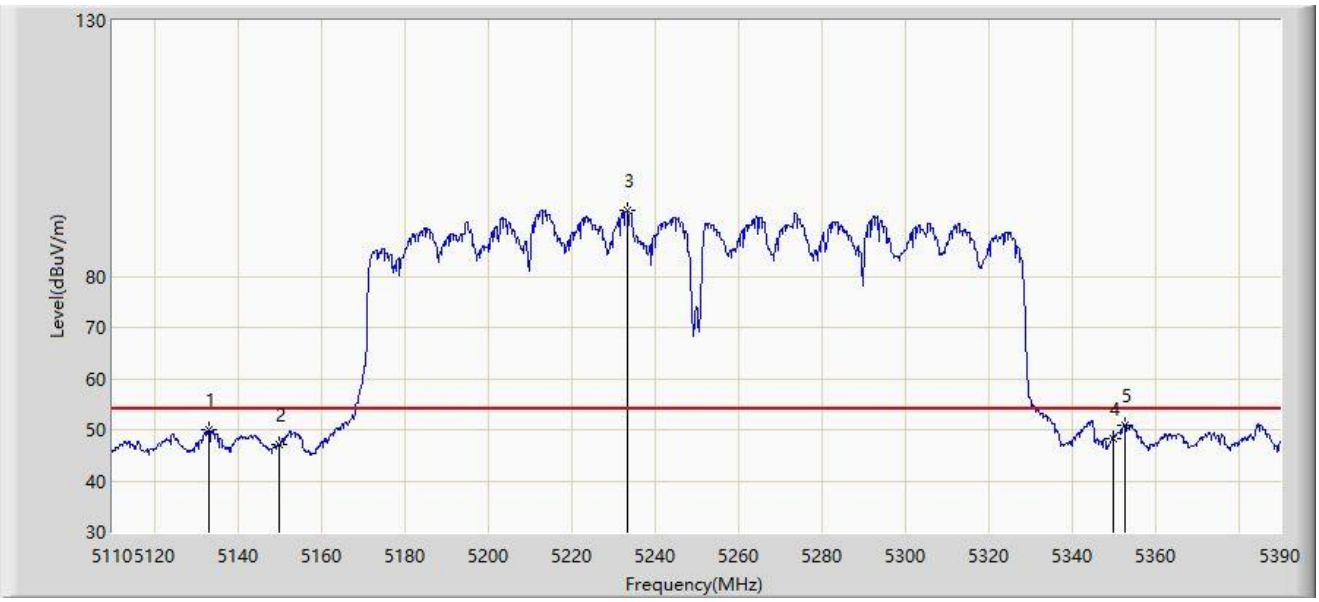

No	Mark	Frequency (MHz)	Measure Level (dBμV/m)	Reading Level (dBμV)	Margin (dB)	Limit (dBμV/m)	Factor (dB/m)	Type
1		5133.240	49.861	46.258	-4.139	54.000	3.603	AV
2		5150.000	47.169	43.528	-6.831	54.000	3.641	AV
3		5233.480	92.935	89.559	N/A	N/A	3.375	AV
4		5350.000	48.327	44.982	-5.673	54.000	3.344	AV
5	*	5352.760	50.822	47.513	-3.178	54.000	3.309	AV

Note 1: " * ", means this data is the worst emission level.

Note 2: Measure Level (dBμV/m) = Reading Level (dBμV) + Factor (dB/m).

Note 3: Factor (dB/m) = Cable Loss (dB) + Antenna Factor (dB/m) - Pre_Amplifier Gain (dB).

Site: WZ-AC1	Test Date: 2022-11-23
Limit: FCC_5G_RE(3m)	Engineer: Charles Zhang
Probe: BBHA9120D_1167_1-18GHz	Polarity: Horizontal
EUT: WiFi 6 (802.11ax) 4×4 MU-MIMO Dual Band Module	Power: AC 120V/60Hz
Test Mode: Transmit by 802.11ac-VHT160 at 5570MHz	

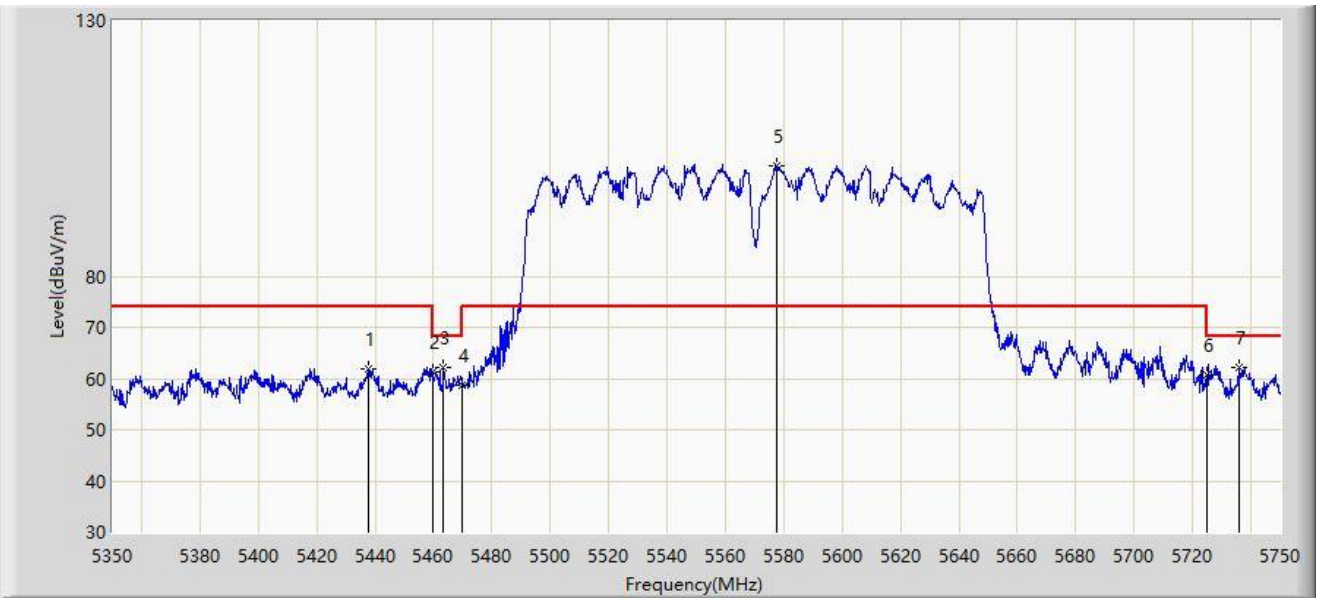

No	Mark	Frequency (MHz)	Measure Level (dBμV/m)	Reading Level (dBμV)	Margin (dB)	Limit (dBμV/m)	Factor (dB/m)	Type
1		5437.600	61.880	58.341	-12.120	74.000	3.539	PK
2		5460.000	61.186	57.556	-12.814	74.000	3.630	PK
3		5463.400	62.208	58.557	-5.992	68.200	3.651	PK
4		5470.000	58.793	55.102	-9.407	68.200	3.691	PK
5		5577.800	101.545	97.705	N/A	N/A	3.840	PK
6		5725.000	60.693	56.750	-7.507	68.200	3.943	PK
7	*	5736.000	62.244	58.173	-5.956	68.200	4.072	PK

Note 1: " * ", means this data is the worst emission level.

Note 2: Measure Level (dBμV/m) = Reading Level (dBμV) + Factor (dB/m).

Note 3: Factor (dB/m) = Cable Loss (dB) + Antenna Factor (dB/m) - Pre_Amplifier Gain (dB).

Site: WZ-AC1	Test Date: 2022-11-23
Limit: FCC_5G_RE(3m)	Engineer: Charles Zhang
Probe: BBHA9120D_1167_1-18GHz	Polarity: Horizontal
EUT: WiFi 6 (802.11ax) 4×4 MU-MIMO Dual Band Module	Power: AC 120V/60Hz
Test Mode: Transmit by 802.11ac-VHT160 at 5570MHz	

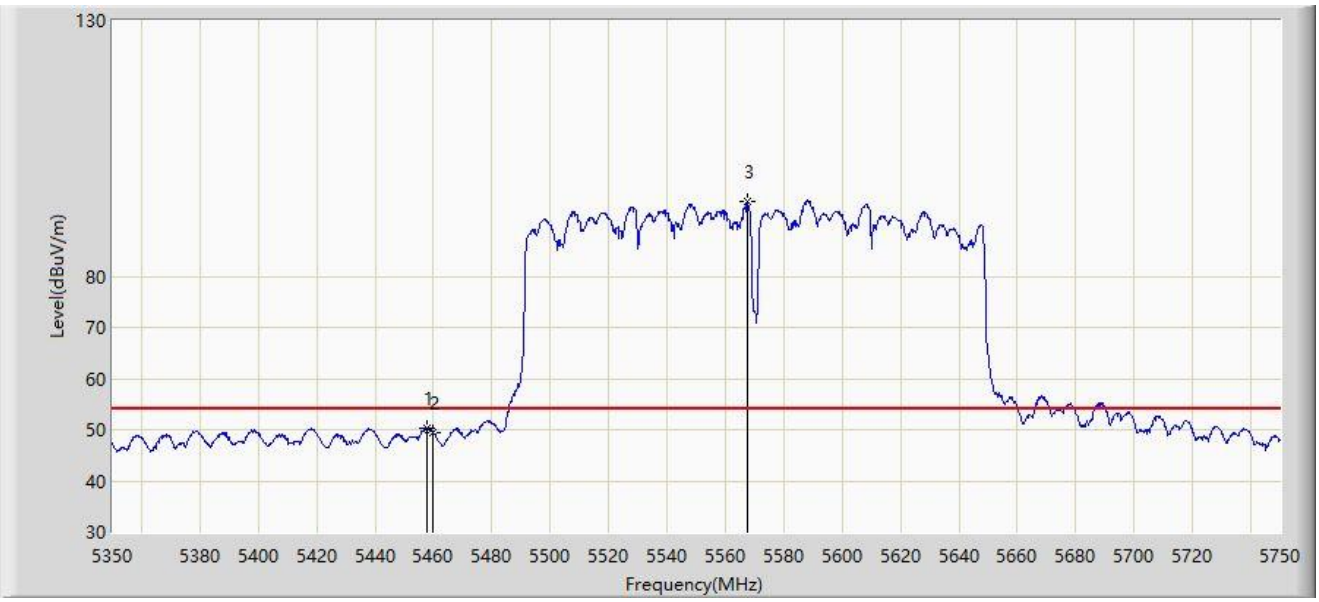

No	Mark	Frequency (MHz)	Measure Level (dBμV/m)	Reading Level (dBμV)	Margin (dB)	Limit (dBμV/m)	Factor (dB/m)	Type
1	*	5457.600	50.422	46.806	-3.578	54.000	3.615	AV
2		5460.000	49.309	45.679	-4.691	54.000	3.630	AV
3		5567.400	94.622	90.822	N/A	N/A	3.800	AV

Note 1: " * ", means this data is the worst emission level.

Note 2: Measure Level (dBμV/m) = Reading Level (dBμV) + Factor (dB/m).

Note 3: Factor (dB/m) = Cable Loss (dB) + Antenna Factor (dB/m) - Pre_Amplifier Gain (dB).

Site: WZ-AC1	Test Date: 2022-11-23
Limit: FCC_5G_RE(3m)	Engineer: Charles Zhang
Probe: BBHA9120D_1167_1-18GHz	Polarity: Vertical
EUT: WiFi 6 (802.11ax) 4×4 MU-MIMO Dual Band Module	Power: AC 120V/60Hz
Test Mode: Transmit by 802.11ac-VHT160 at 5570MHz	

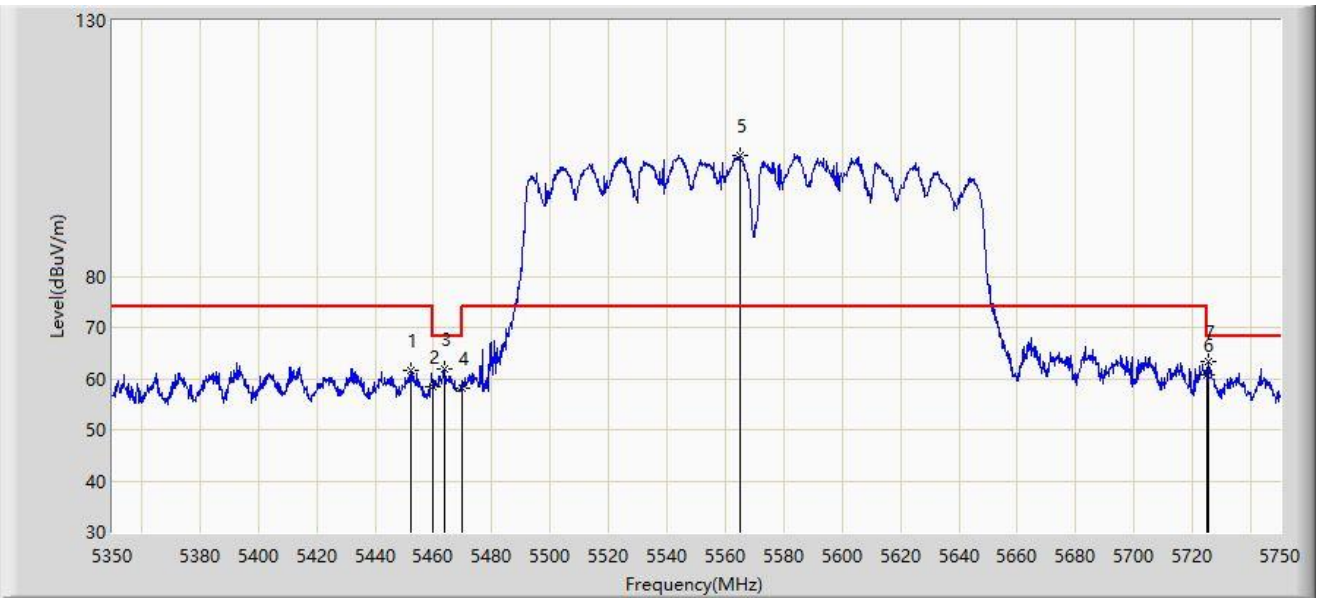

No	Mark	Frequency (MHz)	Measure Level (dBμV/m)	Reading Level (dBμV)	Margin (dB)	Limit (dBμV/m)	Factor (dB/m)	Type
1		5452.400	61.655	58.099	-12.345	74.000	3.556	PK
2		5460.000	58.270	54.640	-15.730	74.000	3.630	PK
3		5464.000	61.774	58.119	-6.426	68.200	3.655	PK
4		5470.000	58.085	54.394	-10.115	68.200	3.691	PK
5		5565.000	103.747	99.967	N/A	N/A	3.780	PK
6		5725.000	60.656	56.713	-7.544	68.200	3.943	PK
7	*	5725.200	63.380	59.436	-4.820	68.200	3.944	PK

Note 1: " * ", means this data is the worst emission level.

Note 2: Measure Level (dBμV/m) = Reading Level (dBμV) + Factor (dB/m).

Note 3: Factor (dB/m) = Cable Loss (dB) + Antenna Factor (dB/m) - Pre_Amplifier Gain (dB).

Site: WZ-AC1	Test Date: 2022-11-23
Limit: FCC_5G_RE(3m)	Engineer: Charles Zhang
Probe: BBHA9120D_1167_1-18GHz	Polarity: Vertical
EUT: WiFi 6 (802.11ax) 4×4 MU-MIMO Dual Band Module	Power: AC 120V/60Hz
Test Mode: Transmit by 802.11ac-VHT160 at 5570MHz	

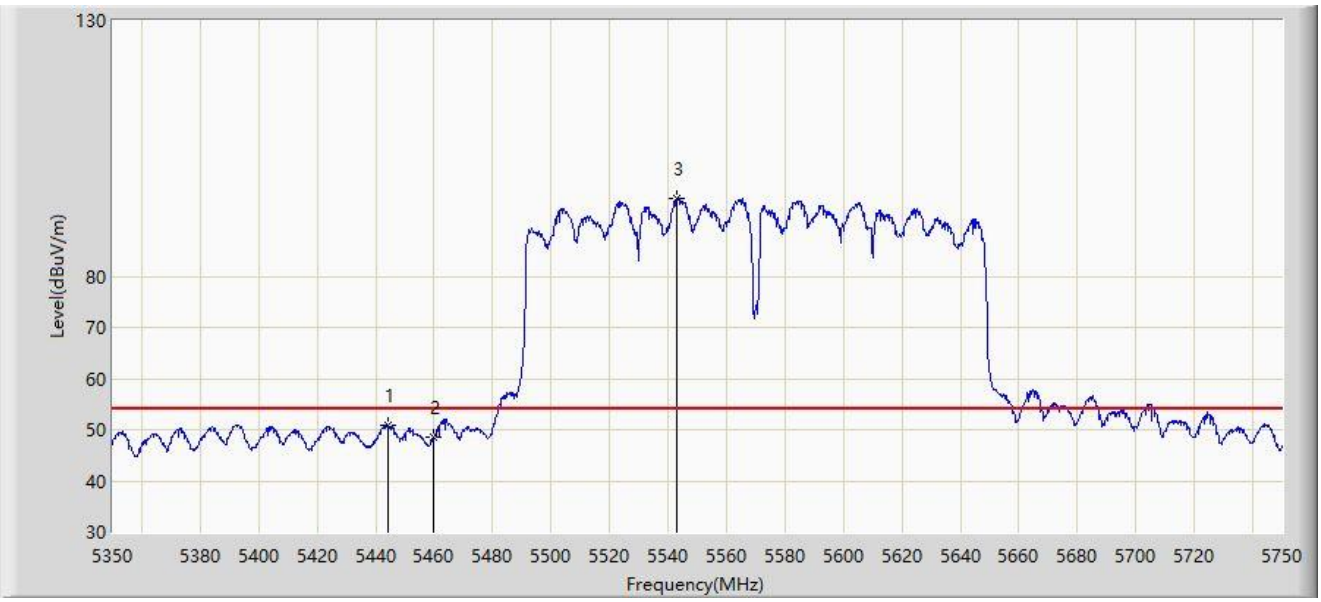

No	Mark	Frequency (MHz)	Measure Level (dBμV/m)	Reading Level (dBμV)	Margin (dB)	Limit (dBμV/m)	Factor (dB/m)	Type
1	*	5444.200	50.995	47.448	-3.005	54.000	3.546	AV
2		5460.000	48.482	44.852	-5.518	54.000	3.630	AV
3		5543.000	95.200	91.543	N/A	N/A	3.657	AV

Note 1: " * ", means this data is the worst emission level.

Note 2: Measure Level (dBμV/m) = Reading Level (dBμV) + Factor (dB/m).

Note 3: Factor (dB/m) = Cable Loss (dB) + Antenna Factor (dB/m) - Pre_Amplifier Gain (dB).

Site: WZ-AC1	Test Date: 2022-11-24
Limit: FCC_5G_RE(3m)	Engineer: Charles Zhang
Probe: BBHA9120D_1167_1-18GHz	Polarity: Horizontal
EUT: WiFi 6 (802.11ax) 4×4 MU-MIMO Dual Band Module	Power: AC 120V/60Hz
Test Mode: Transmit by 802.11ax-HE20 at 5180MHz	

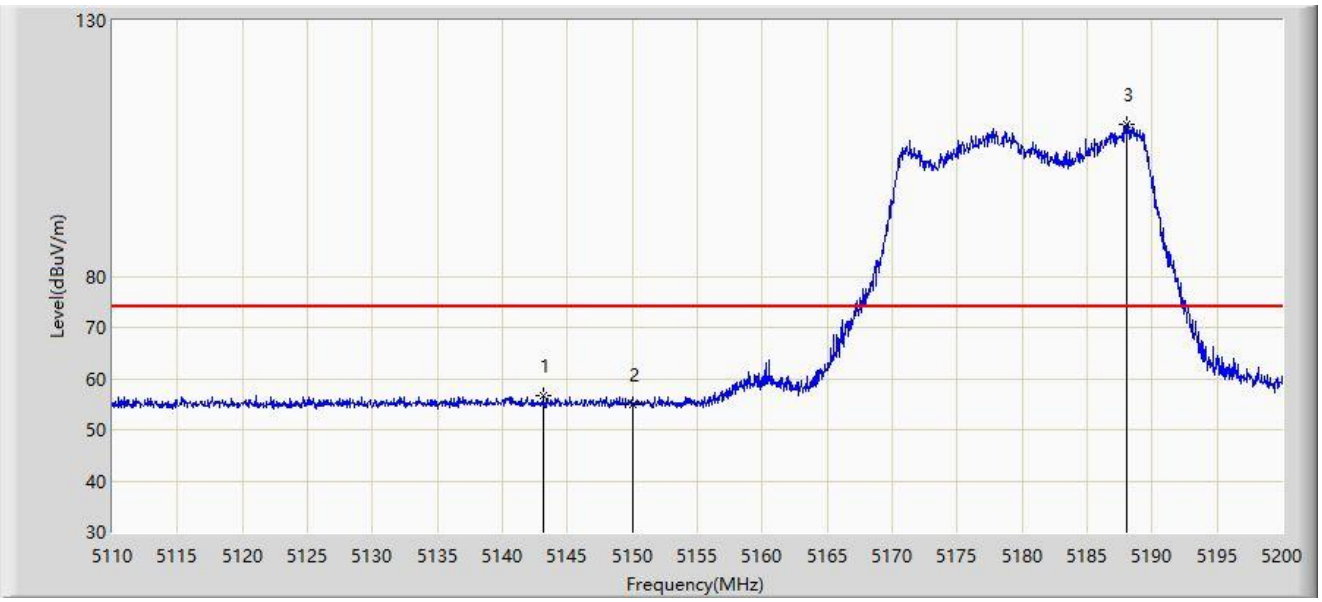

No	Mark	Frequency (MHz)	Measure Level (dBμV/m)	Reading Level (dBμV)	Margin (dB)	Limit (dBμV/m)	Factor (dB/m)	Type
1	*	5143.165	56.643	53.008	-17.357	74.000	3.634	PK
2		5150.000	55.063	51.422	-18.937	74.000	3.641	PK
3		5188.030	109.789	106.437	N/A	N/A	3.352	PK

Note 1: " * ", means this data is the worst emission level.

Note 2: Measure Level (dBμV/m) = Reading Level (dBμV) + Factor (dB/m).

Note 3: Factor (dB/m) = Cable Loss (dB) + Antenna Factor (dB/m) - Pre_Amplifier Gain (dB).

Site: WZ-AC1	Test Date: 2022-11-24
Limit: FCC_5G_RE(3m)	Engineer: Charles Zhang
Probe: BBHA9120D_1167_1-18GHz	Polarity: Horizontal
EUT: WiFi 6 (802.11ax) 4×4 MU-MIMO Dual Band Module	Power: AC 120V/60Hz
Test Mode: Transmit by 802.11ax-HE20 at 5180MHz	

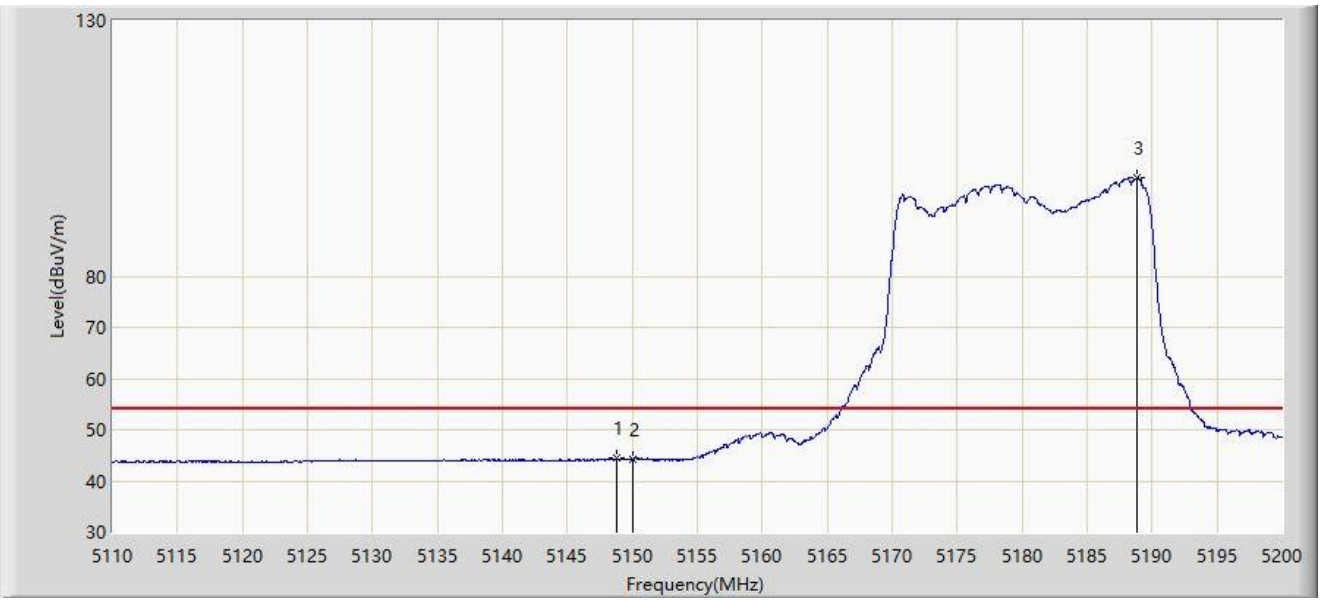

No	Mark	Frequency (MHz)	Measure Level (dBμV/m)	Reading Level (dBμV)	Margin (dB)	Limit (dBμV/m)	Factor (dB/m)	Type
1	*	5148.745	44.396	40.750	-9.604	54.000	3.647	AV
2		5150.000	44.213	40.572	-9.787	54.000	3.641	AV
3		5188.885	99.142	95.795	N/A	N/A	3.346	AV

Note 1: " * ", means this data is the worst emission level.

Note 2: Measure Level (dBμV/m) = Reading Level (dBμV) + Factor (dB/m).

Note 3: Factor (dB/m) = Cable Loss (dB) + Antenna Factor (dB/m) - Pre_Amplifier Gain (dB).

Site: WZ-AC1	Test Date: 2022-11-24
Limit: FCC_5G_RE(3m)	Engineer: Charles Zhang
Probe: BBHA9120D_1167_1-18GHz	Polarity: Vertical
EUT: WiFi 6 (802.11ax) 4×4 MU-MIMO Dual Band Module	Power: AC 120V/60Hz
Test Mode: Transmit by 802.11ax-HE20 at 5180MHz	

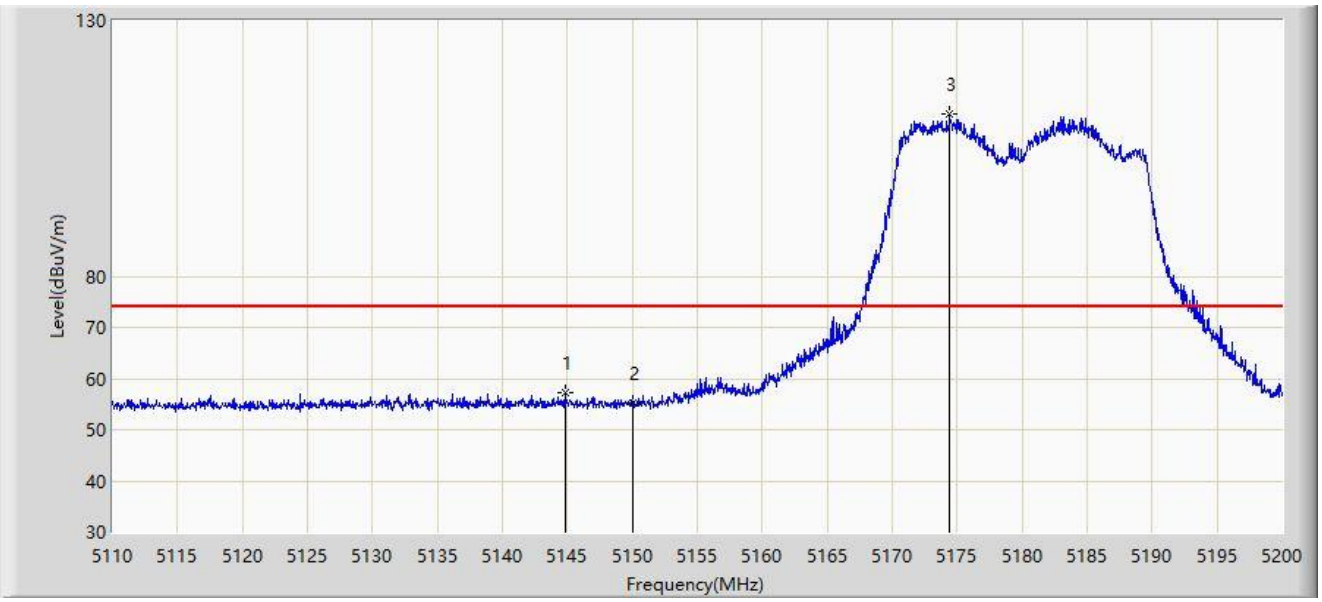

No	Mark	Frequency (MHz)	Measure Level (dBμV/m)	Reading Level (dBμV)	Margin (dB)	Limit (dBμV/m)	Factor (dB/m)	Type
1	*	5144.830	57.137	53.497	-16.863	74.000	3.640	PK
2		5150.000	55.356	51.715	-18.644	74.000	3.641	PK
3		5174.440	111.817	108.476	N/A	N/A	3.341	PK

Note 1: " * ", means this data is the worst emission level.

Note 2: Measure Level (dBμV/m) = Reading Level (dBμV) + Factor (dB/m).

Note 3: Factor (dB/m) = Cable Loss (dB) + Antenna Factor (dB/m) - Pre_Amplifier Gain (dB).

Site: WZ-AC1	Test Date: 2022-11-24
Limit: FCC_5G_RE(3m)	Engineer: Charles Zhang
Probe: BBHA9120D_1167_1-18GHz	Polarity: Vertical
EUT: WiFi 6 (802.11ax) 4×4 MU-MIMO Dual Band Module	Power: AC 120V/60Hz
Test Mode: Transmit by 802.11ax-HE20 at 5180MHz	

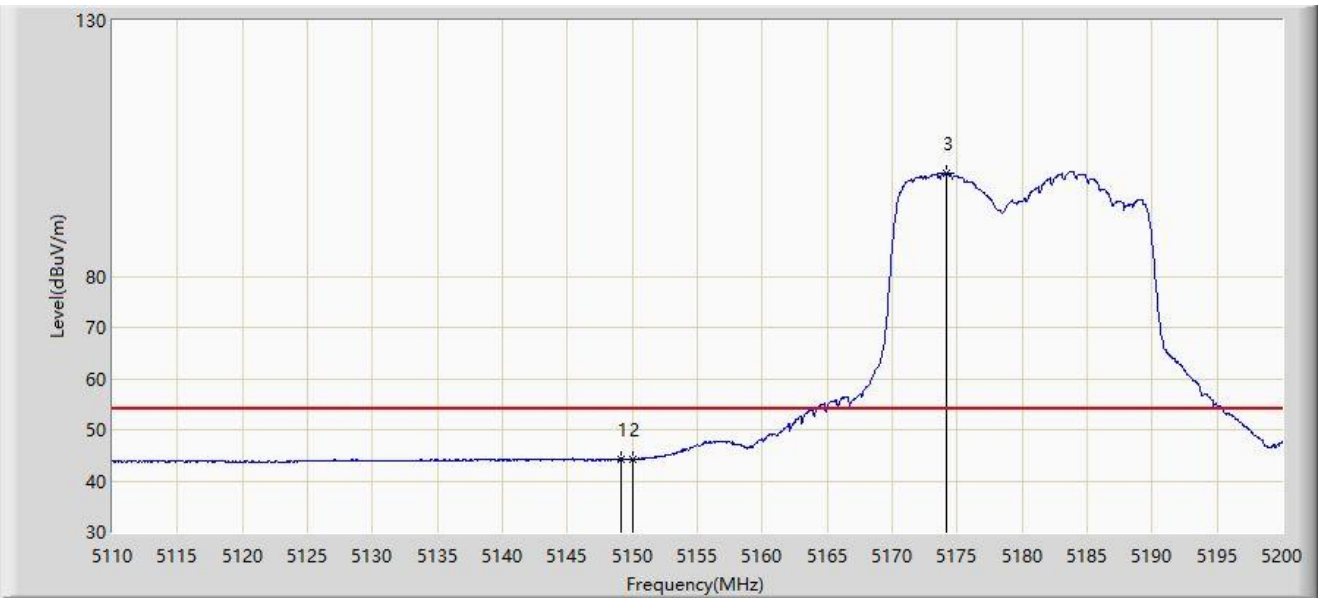

No	Mark	Frequency (MHz)	Measure Level (dBμV/m)	Reading Level (dBμV)	Margin (dB)	Limit (dBμV/m)	Factor (dB/m)	Type
1	*	5149.105	44.344	40.699	-9.656	54.000	3.644	AV
2		5150.000	44.313	40.672	-9.687	54.000	3.641	AV
3		5174.215	100.213	96.872	N/A	N/A	3.341	AV

Note 1: " * ", means this data is the worst emission level.

Note 2: Measure Level (dBμV/m) = Reading Level (dBμV) + Factor (dB/m).

Note 3: Factor (dB/m) = Cable Loss (dB) + Antenna Factor (dB/m) - Pre_Amplifier Gain (dB).

Site: WZ-AC1	Test Date: 2022-11-24
Limit: FCC_5G_RE(3m)	Engineer: Charles Zhang
Probe: BBHA9120D_1167_1-18GHz	Polarity: Horizontal
EUT: WiFi 6 (802.11ax) 4×4 MU-MIMO Dual Band Module	Power: AC 120V/60Hz
Test Mode: Transmit by 802.11ax-HE20 at 5320MHz	

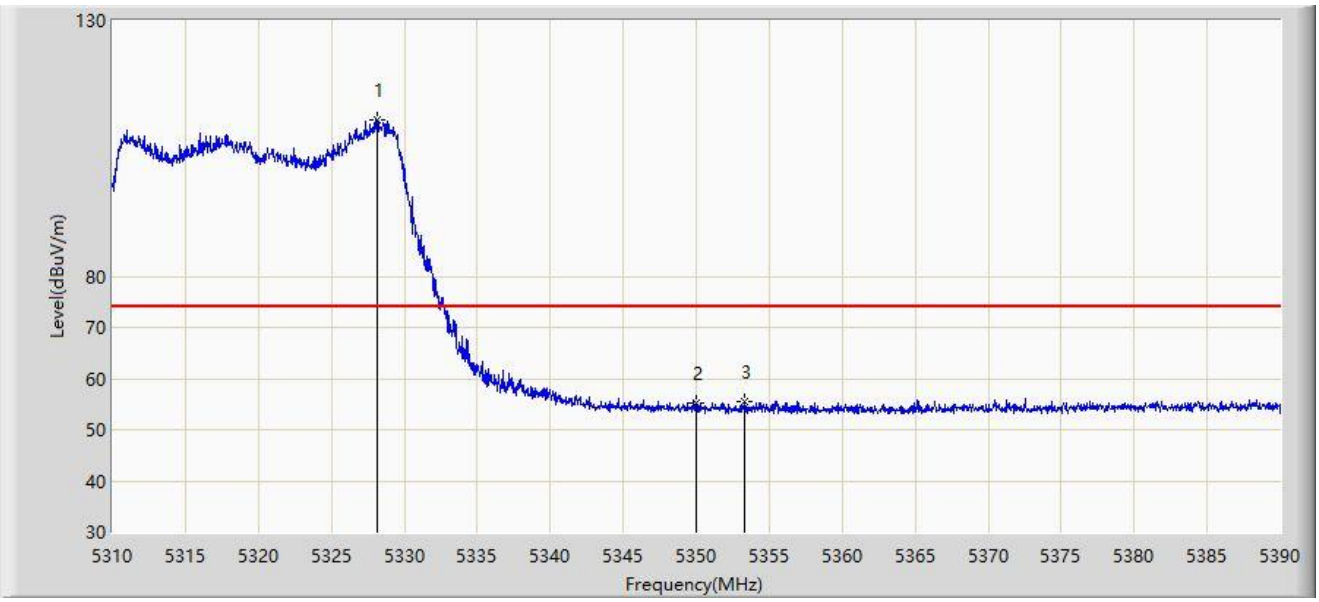

No	Mark	Frequency (MHz)	Measure Level (dBμV/m)	Reading Level (dBμV)	Margin (dB)	Limit (dBμV/m)	Factor (dB/m)	Type
1		5328.160	110.554	107.143	N/A	N/A	3.411	PK
2		5350.000	55.270	51.925	-18.730	74.000	3.344	PK
3	*	5353.320	55.433	52.126	-18.567	74.000	3.307	PK

Note 1: " * ", means this data is the worst emission level.

Note 2: Measure Level (dBμV/m) = Reading Level (dBμV) + Factor (dB/m).

Note 3: Factor (dB/m) = Cable Loss (dB) + Antenna Factor (dB/m) - Pre_Amplifier Gain (dB).

Site: WZ-AC1	Test Date: 2022-11-24
Limit: FCC_5G_RE(3m)	Engineer: Charles Zhang
Probe: BBHA9120D_1167_1-18GHz	Polarity: Horizontal
EUT: WiFi 6 (802.11ax) 4×4 MU-MIMO Dual Band Module	Power: AC 120V/60Hz
Test Mode: Transmit by 802.11ax-HE20 at 5320MHz	

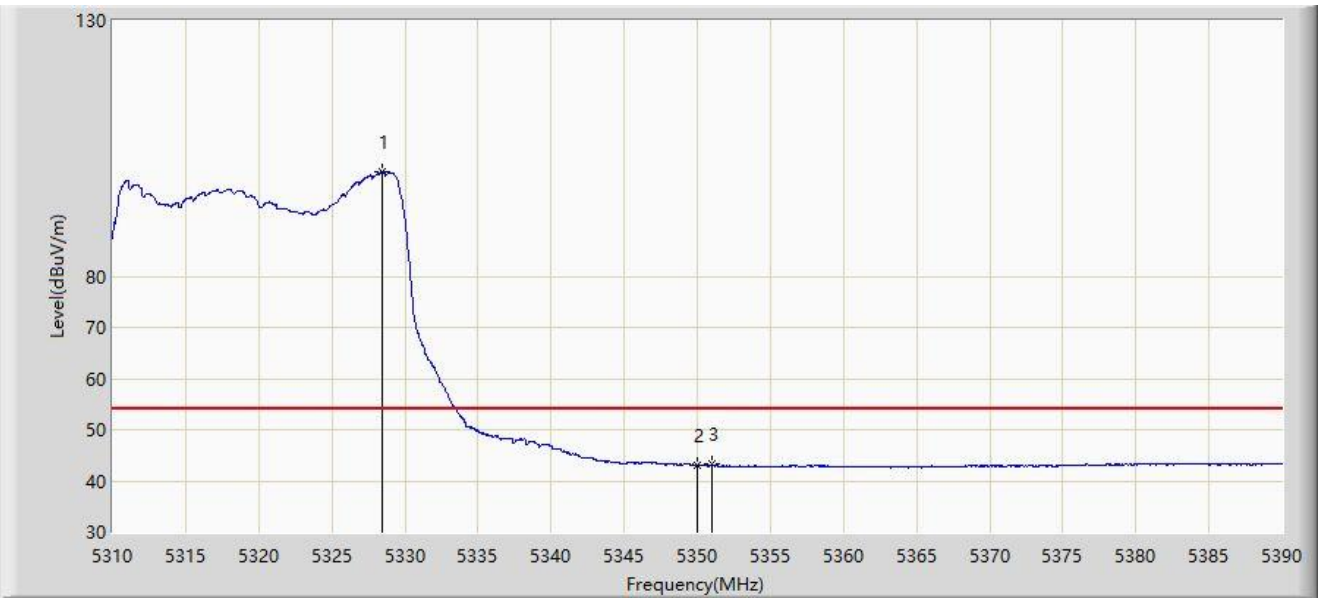

No	Mark	Frequency (MHz)	Measure Level (dBμV/m)	Reading Level (dBμV)	Margin (dB)	Limit (dBμV/m)	Factor (dB/m)	Type
1		5328.480	100.489	97.078	N/A	N/A	3.412	AV
2		5350.000	43.068	39.723	-10.932	54.000	3.344	AV
3	*	5351.040	43.245	39.918	-10.755	54.000	3.327	AV

Note 1: " * ", means this data is the worst emission level.

Note 2: Measure Level (dBμV/m) = Reading Level (dBμV) + Factor (dB/m).

Note 3: Factor (dB/m) = Cable Loss (dB) + Antenna Factor (dB/m) - Pre_Amplifier Gain (dB).

Site: WZ-AC1	Test Date: 2022-11-24
Limit: FCC_5G_RE(3m)	Engineer: Charles Zhang
Probe: BBHA9120D_1167_1-18GHz	Polarity: Vertical
EUT: WiFi 6 (802.11ax) 4×4 MU-MIMO Dual Band Module	Power: AC 120V/60Hz
Test Mode: Transmit by 802.11ax-HE20 at 5320MHz	

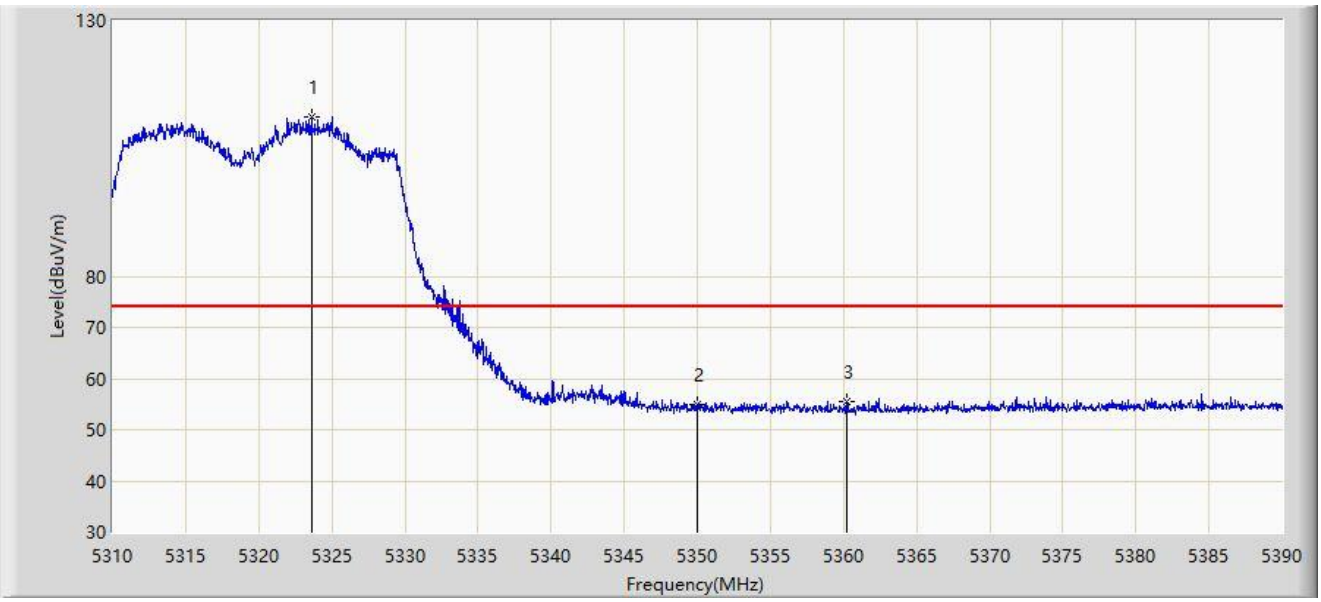

No	Mark	Frequency (MHz)	Measure Level (dBμV/m)	Reading Level (dBμV)	Margin (dB)	Limit (dBμV/m)	Factor (dB/m)	Type
1		5323.600	111.263	107.857	N/A	N/A	3.406	PK
2		5350.000	54.898	51.553	-19.102	74.000	3.344	PK
3	*	5360.200	55.641	52.354	-18.359	74.000	3.287	PK

Note 1: " * ", means this data is the worst emission level.

Note 2: Measure Level (dBμV/m) = Reading Level (dBμV) + Factor (dB/m).

Note 3: Factor (dB/m) = Cable Loss (dB) + Antenna Factor (dB/m) - Pre_Amplifier Gain (dB).

Site: WZ-AC1	Test Date: 2022-11-24
Limit: FCC_5G_RE(3m)	Engineer: Charles Zhang
Probe: BBHA9120D_1167_1-18GHz	Polarity: Vertical
EUT: WiFi 6 (802.11ax) 4×4 MU-MIMO Dual Band Module	Power: AC 120V/60Hz
Test Mode: Transmit by 802.11ax-HE20 at 5320MHz	

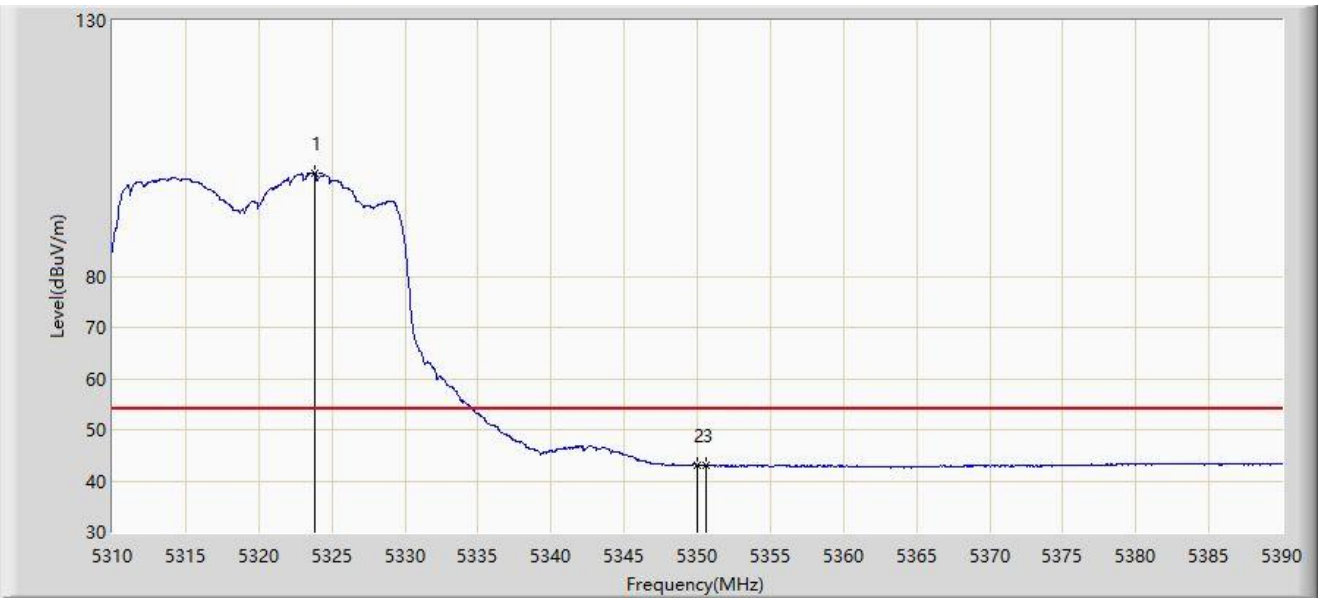

No	Mark	Frequency (MHz)	Measure Level (dBμV/m)	Reading Level (dBμV)	Margin (dB)	Limit (dBμV/m)	Factor (dB/m)	Type
1		5323.880	100.163	96.757	N/A	N/A	3.407	AV
2		5350.000	43.107	39.762	-10.893	54.000	3.344	AV
3	*	5350.560	43.120	39.785	-10.880	54.000	3.335	AV

Note 1: " * ", means this data is the worst emission level.

Note 2: Measure Level (dBμV/m) = Reading Level (dBμV) + Factor (dB/m).

Note 3: Factor (dB/m) = Cable Loss (dB) + Antenna Factor (dB/m) - Pre_Amplifier Gain (dB).

Site: WZ-AC1	Test Date: 2022-11-24
Limit: FCC_5G_RE(3m)	Engineer: Charles Zhang
Probe: BBHA9120D_1167_1-18GHz	Polarity: Horizontal
EUT: WiFi 6 (802.11ax) 4×4 MU-MIMO Dual Band Module	Power: AC 120V/60Hz
Test Mode: Transmit by 802.11ax-HE20 at 5500MHz	

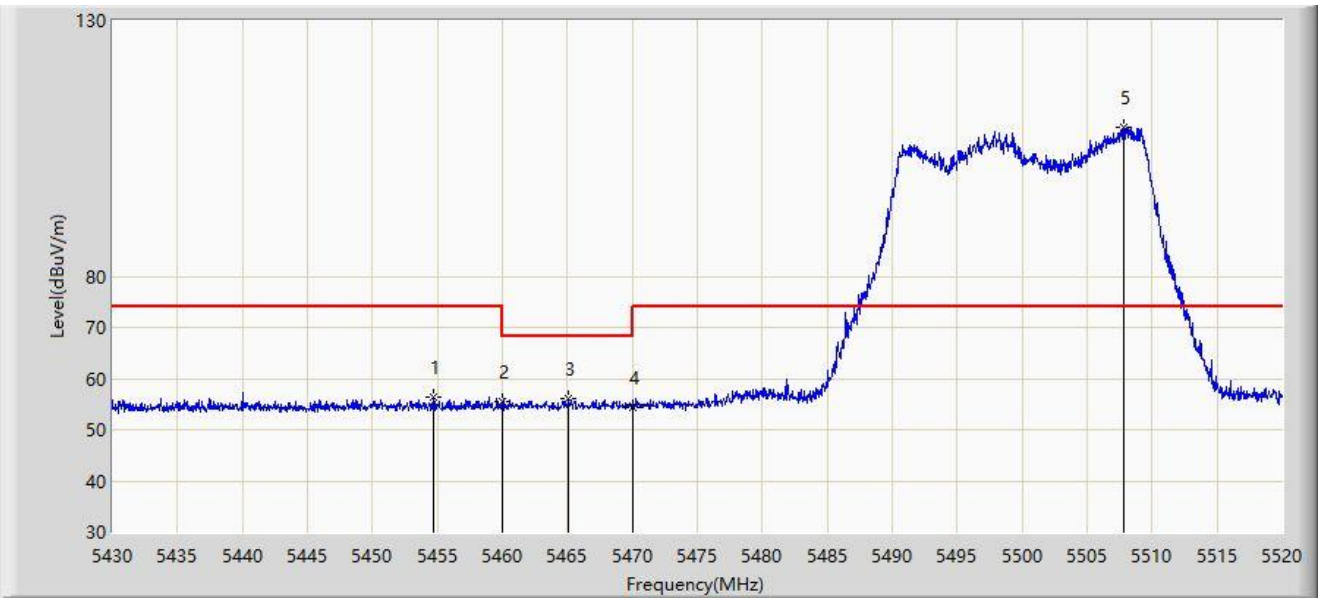

No	Mark	Frequency (MHz)	Measure Level (dBμV/m)	Reading Level (dBμV)	Margin (dB)	Limit (dBμV/m)	Factor (dB/m)	Type
1		5454.660	56.495	52.925	-17.505	74.000	3.570	PK
2		5460.000	55.443	51.813	-18.557	74.000	3.630	PK
3	*	5465.100	56.231	52.570	-11.969	68.200	3.662	PK
4		5470.000	54.303	50.612	-13.897	68.200	3.691	PK
5		5507.805	109.113	105.300	N/A	N/A	3.813	PK

Note 1: " * ", means this data is the worst emission level.

Note 2: Measure Level (dBμV/m) = Reading Level (dBμV) + Factor (dB/m).

Note 3: Factor (dB/m) = Cable Loss (dB) + Antenna Factor (dB/m) - Pre_Amplifier Gain (dB).

Site: WZ-AC1	Test Date: 2022-11-24
Limit: FCC_5G_RE(3m)	Engineer: Charles Zhang
Probe: BBHA9120D_1167_1-18GHz	Polarity: Horizontal
EUT: WiFi 6 (802.11ax) 4×4 MU-MIMO Dual Band Module	Power: AC 120V/60Hz
Test Mode: Transmit by 802.11ax-HE20 at 5500MHz	

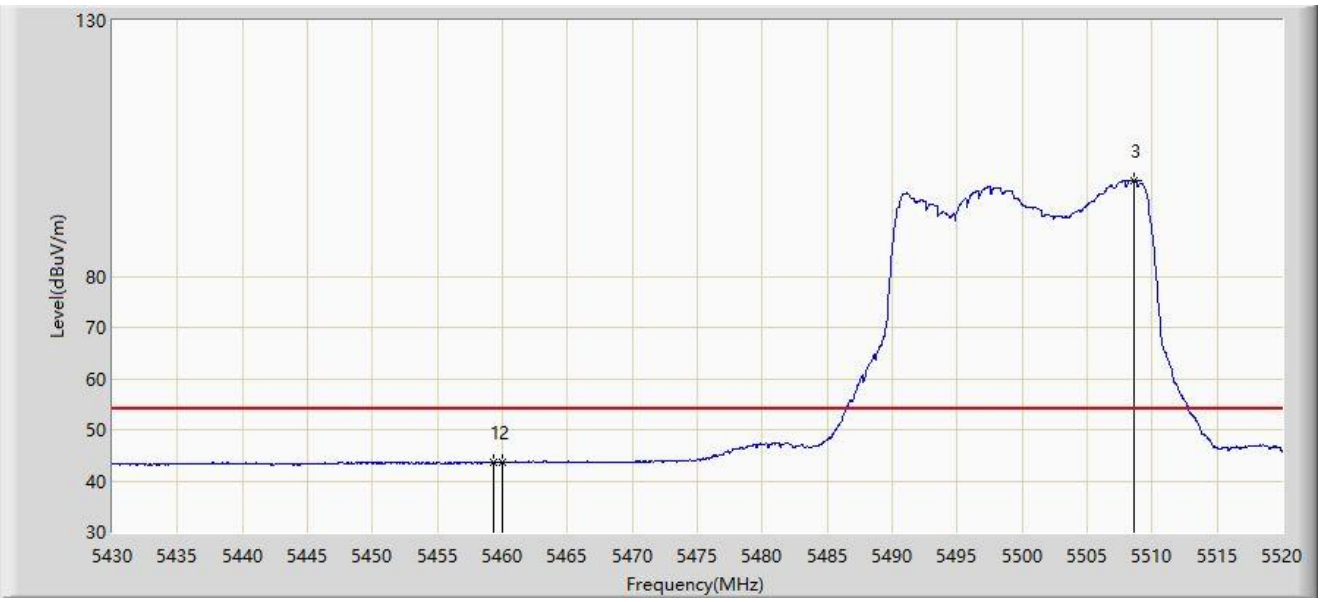

No	Mark	Frequency (MHz)	Measure Level (dBμV/m)	Reading Level (dBμV)	Margin (dB)	Limit (dBμV/m)	Factor (dB/m)	Type
1	*	5459.340	43.749	40.123	-10.251	54.000	3.626	AV
2		5460.000	43.617	39.987	-10.383	54.000	3.630	AV
3		5508.615	98.823	95.018	N/A	N/A	3.806	AV

Note 1: " * ", means this data is the worst emission level.

Note 2: Measure Level (dBμV/m) = Reading Level (dBμV) + Factor (dB/m).

Note 3: Factor (dB/m) = Cable Loss (dB) + Antenna Factor (dB/m) - Pre_Amplifier Gain (dB).

Site: WZ-AC1	Test Date: 2022-11-24
Limit: FCC_5G_RE(3m)	Engineer: Charles Zhang
Probe: BBHA9120D_1167_1-18GHz	Polarity: Vertical
EUT: WiFi 6 (802.11ax) 4×4 MU-MIMO Dual Band Module	Power: AC 120V/60Hz
Test Mode: Transmit by 802.11ax-HE20 at 5500MHz	

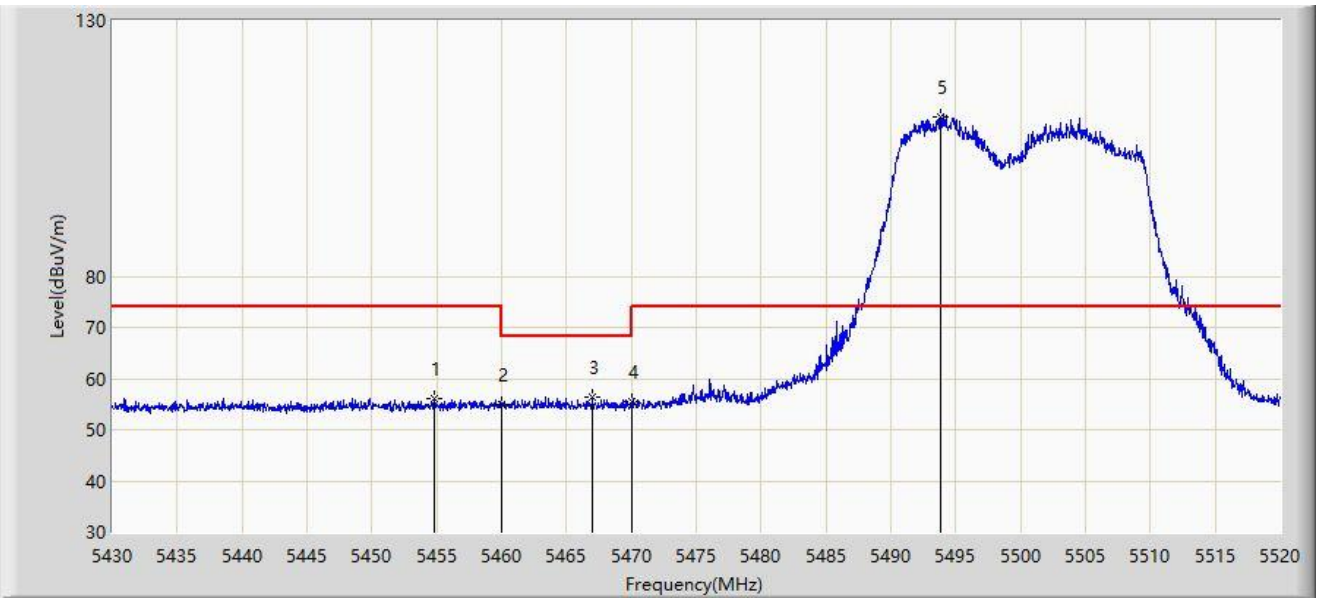

No	Mark	Frequency (MHz)	Measure Level (dBμV/m)	Reading Level (dBμV)	Margin (dB)	Limit (dBμV/m)	Factor (dB/m)	Type
1		5454.795	56.086	52.513	-17.914	74.000	3.573	PK
2		5460.000	54.999	51.369	-19.001	74.000	3.630	PK
3	*	5466.990	56.328	52.655	-11.872	68.200	3.673	PK
4		5470.000	55.559	51.868	-12.641	68.200	3.691	PK
5		5493.810	111.260	107.316	N/A	N/A	3.944	PK

Note 1: " * ", means this data is the worst emission level.

Note 2: Measure Level (dBμV/m) = Reading Level (dBμV) + Factor (dB/m).

Note 3: Factor (dB/m) = Cable Loss (dB) + Antenna Factor (dB/m) - Pre_Amplifier Gain (dB).

Site: WZ-AC1	Test Date: 2022-11-24
Limit: FCC_5G_RE(3m)	Engineer: Charles Zhang
Probe: BBHA9120D_1167_1-18GHz	Polarity: Vertical
EUT: WiFi 6 (802.11ax) 4×4 MU-MIMO Dual Band Module	Power: AC 120V/60Hz
Test Mode: Transmit by 802.11ax-HE20 at 5500MHz	

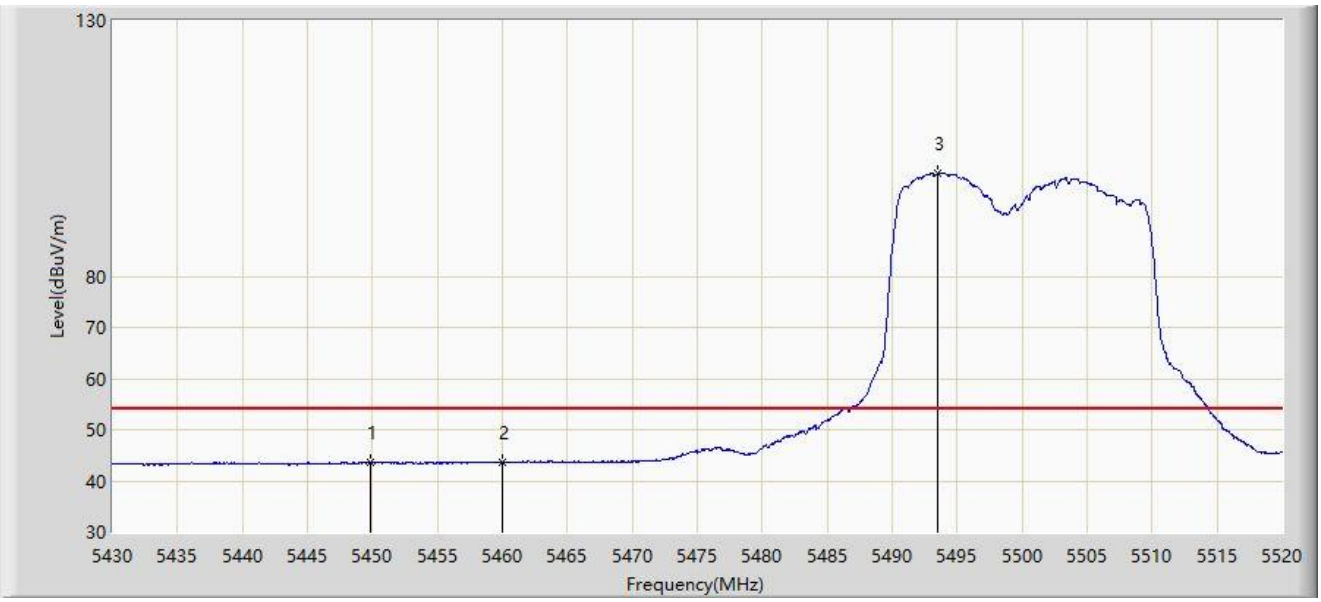

No	Mark	Frequency (MHz)	Measure Level (dBμV/m)	Reading Level (dBμV)	Margin (dB)	Limit (dBμV/m)	Factor (dB/m)	Type
1	*	5449.800	43.734	40.181	-10.266	54.000	3.553	AV
2		5460.000	43.669	40.039	-10.331	54.000	3.630	AV
3		5493.495	100.082	96.135	N/A	N/A	3.947	AV

Note 1: " * ", means this data is the worst emission level.

Note 2: Measure Level (dBμV/m) = Reading Level (dBμV) + Factor (dB/m).

Note 3: Factor (dB/m) = Cable Loss (dB) + Antenna Factor (dB/m) - Pre_Amplifier Gain (dB).

Site: WZ-AC1	Test Date: 2022-11-24
Limit: FCC_5G_RE(3m)	Engineer: Charles Zhang
Probe: BBHA9120D_1167_1-18GHz	Polarity: Horizontal
EUT: WiFi 6 (802.11ax) 4×4 MU-MIMO Dual Band Module	Power: AC 120V/60Hz
Test Mode: Transmit by 802.11ax-HE20 at 5700MHz	

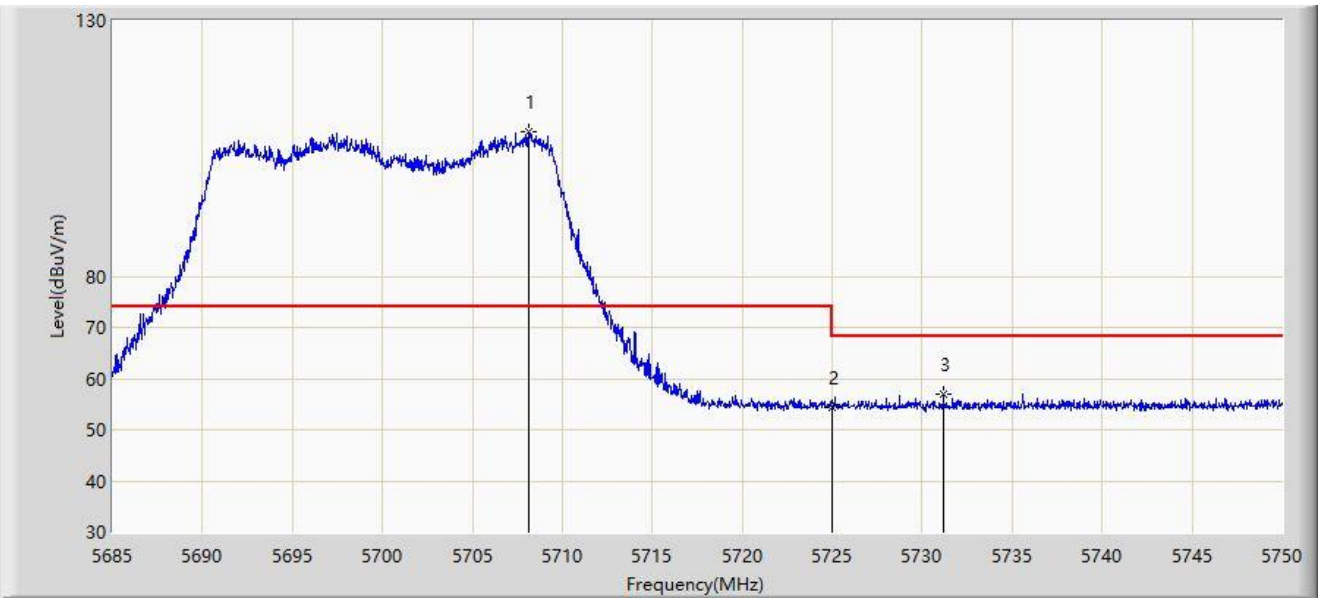

No	Mark	Frequency (MHz)	Measure Level (dBμV/m)	Reading Level (dBμV)	Margin (dB)	Limit (dBμV/m)	Factor (dB/m)	Type
1		5708.172	108.245	104.345	N/A	N/A	3.901	PK
2		5725.000	54.435	50.492	-13.765	68.200	3.943	PK
3	*	5731.183	56.871	52.861	-11.329	68.200	4.010	PK

Note 1: " * ", means this data is the worst emission level.

Note 2: Measure Level (dBμV/m) = Reading Level (dBμV) + Factor (dB/m).

Note 3: Factor (dB/m) = Cable Loss (dB) + Antenna Factor (dB/m) - Pre_Amplifier Gain (dB).

Site: WZ-AC1	Test Date: 2022-11-24
Limit: FCC_5G_RE(3m)	Engineer: Charles Zhang
Probe: BBHA9120D_1167_1-18GHz	Polarity: Vertical
EUT: WiFi 6 (802.11ax) 4×4 MU-MIMO Dual Band Module	Power: AC 120V/60Hz
Test Mode: Transmit by 802.11ax-HE20 at 5700MHz	

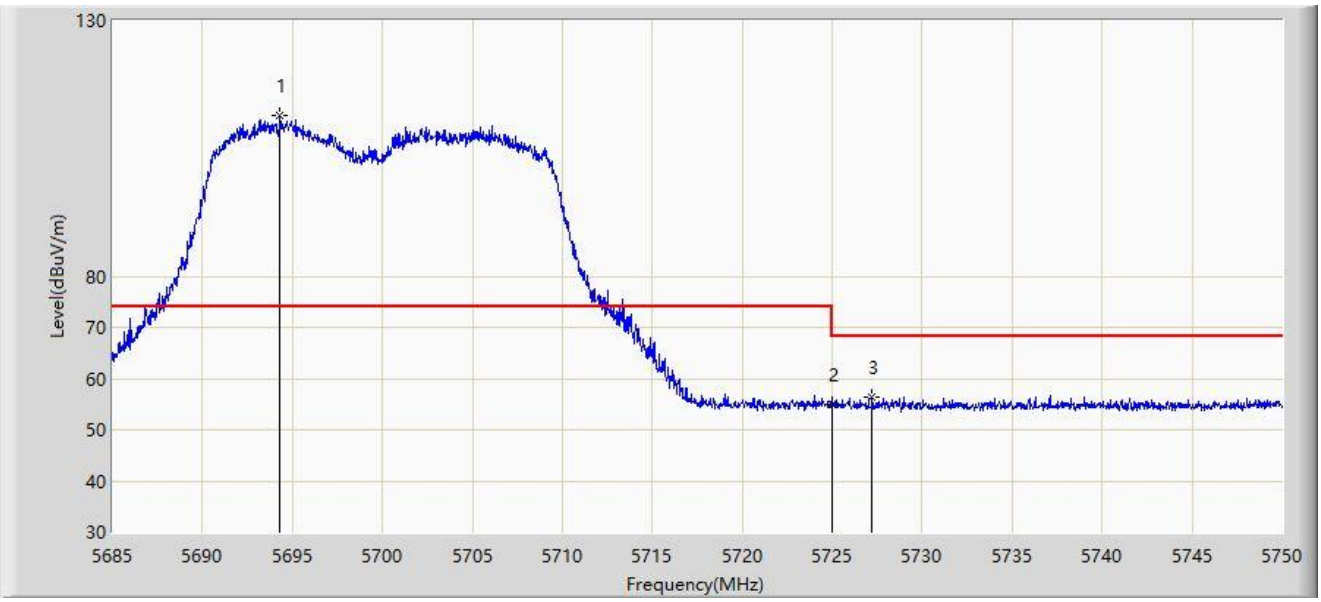

No	Mark	Frequency (MHz)	Measure Level (dBμV/m)	Reading Level (dBμV)	Margin (dB)	Limit (dBμV/m)	Factor (dB/m)	Type
1		5694.295	111.488	107.562	N/A	N/A	3.926	PK
2		5725.000	55.027	51.084	-13.173	68.200	3.943	PK
3	*	5727.217	56.350	52.390	-11.850	68.200	3.960	PK

Note 1: " * ", means this data is the worst emission level.

Note 2: Measure Level (dBμV/m) = Reading Level (dBμV) + Factor (dB/m).

Note 3: Factor (dB/m) = Cable Loss (dB) + Antenna Factor (dB/m) - Pre_Amplifier Gain (dB).

Site: WZ-AC1	Test Date: 2022-11-22
Limit: FCC_5.8G_RE(3m)	Engineer: Charles Zhang
Probe: BBHA9120D_1167_1-18GHz	Polarity: Horizontal
EUT: WiFi 6 (802.11ax) 4×4 MU-MIMO Dual Band Module	Power: AC 120V/60Hz
Test Mode: Transmit by 802.11ax-HE20 at 5745MHz	

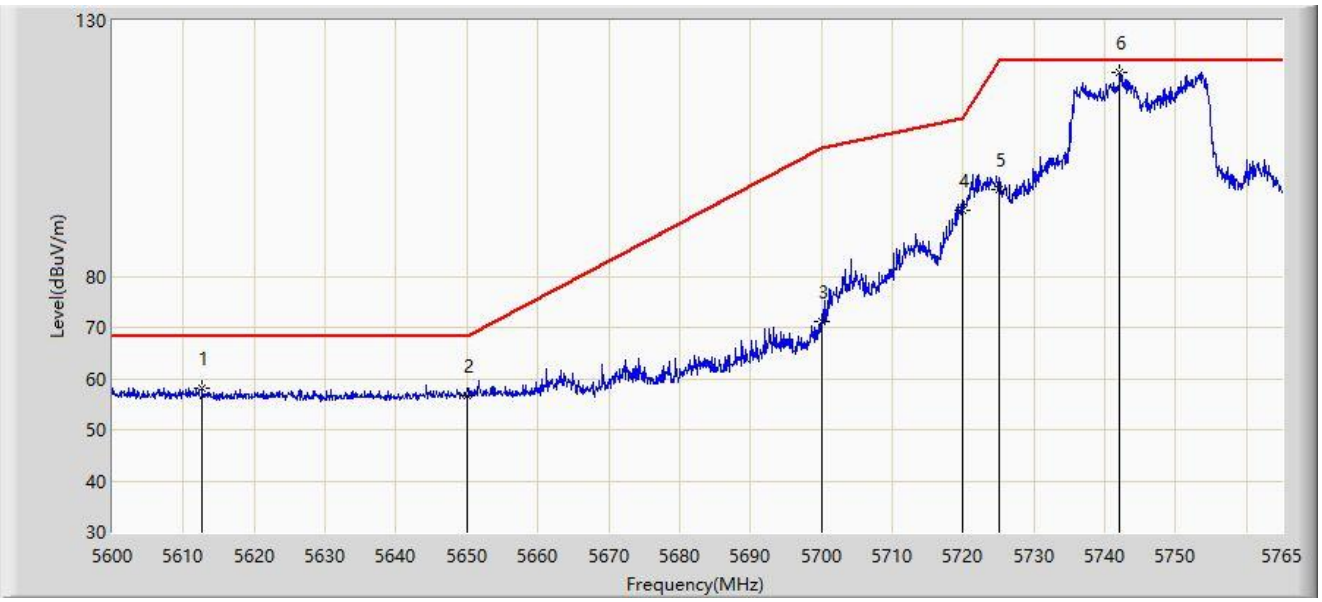

No	Mark	Frequency (MHz)	Measure Level (dBμV/m)	Reading Level (dBμV)	Margin (dB)	Limit (dBμV/m)	Factor (dB/m)	Type
1	*	5612.705	58.239	54.461	-9.961	68.200	3.777	PK
2		5650.000	56.781	52.867	-11.419	68.200	3.914	PK
3		5700.000	71.206	67.291	-33.994	105.200	3.916	PK
4		5720.000	92.878	88.949	-17.922	110.800	3.929	PK
5		5725.000	96.875	92.932	-25.325	122.200	3.943	PK
6		5742.065	119.769	115.621	N/A	N/A	4.148	PK

Note 1: " * ", means this data is the worst emission level.

Note 2: Measure Level (dBμV/m) = Reading Level (dBμV) + Factor (dB/m).

Note 3: Factor (dB/m) = Cable Loss (dB) + Antenna Factor (dB/m) - Pre_Amplifier Gain (dB).

Site: WZ-AC1	Test Date: 2022-11-22
Limit: FCC_5.8G_RE(3m)	Engineer: Charles Zhang
Probe: BBHA9120D_1167_1-18GHz	Polarity: Vertical
EUT: WiFi 6 (802.11ax) 4×4 MU-MIMO Dual Band Module	Power: AC 120V/60Hz
Test Mode: Transmit by 802.11ax-HE20 at 5745MHz	

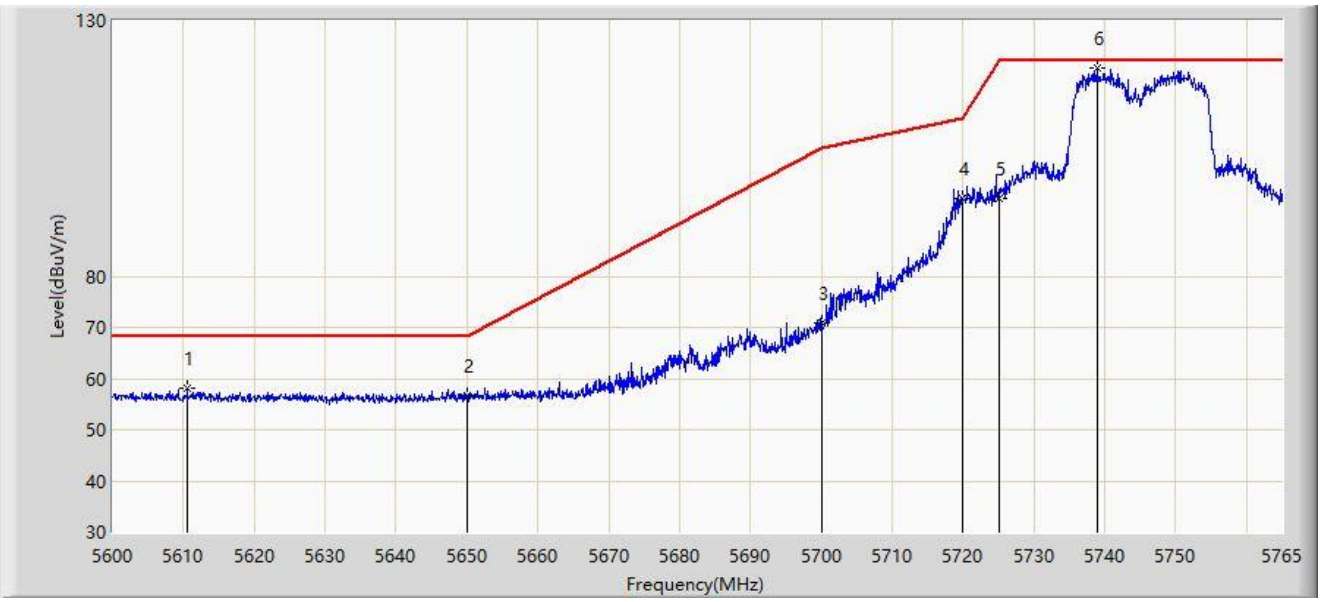

No	Mark	Frequency (MHz)	Measure Level (dBμV/m)	Reading Level (dBμV)	Margin (dB)	Limit (dBμV/m)	Factor (dB/m)	Type
1	*	5610.560	58.083	54.292	-10.117	68.200	3.791	PK
2		5650.000	56.677	52.763	-11.523	68.200	3.914	PK
3		5700.000	70.866	66.951	-34.334	105.200	3.916	PK
4		5720.000	95.134	91.205	-15.666	110.800	3.929	PK
5		5725.000	95.279	91.336	-26.921	122.200	3.943	PK
6		5738.848	120.681	116.573	N/A	N/A	4.108	PK

Note 1: " * ", means this data is the worst emission level.

Note 2: Measure Level (dBμV/m) = Reading Level (dBμV) + Factor (dB/m).

Note 3: Factor (dB/m) = Cable Loss (dB) + Antenna Factor (dB/m) - Pre_Amplifier Gain (dB).

Site: WZ-AC1	Test Date: 2022-11-22
Limit: FCC_5.8G_RE(3m)	Engineer: Charles Zhang
Probe: BBHA9120D_1167_1-18GHz	Polarity: Horizontal
EUT: WiFi 6 (802.11ax) 4×4 MU-MIMO Dual Band Module	Power: AC 120V/60Hz
Test Mode: Transmit by 802.11ax-HE20 at 5825MHz	

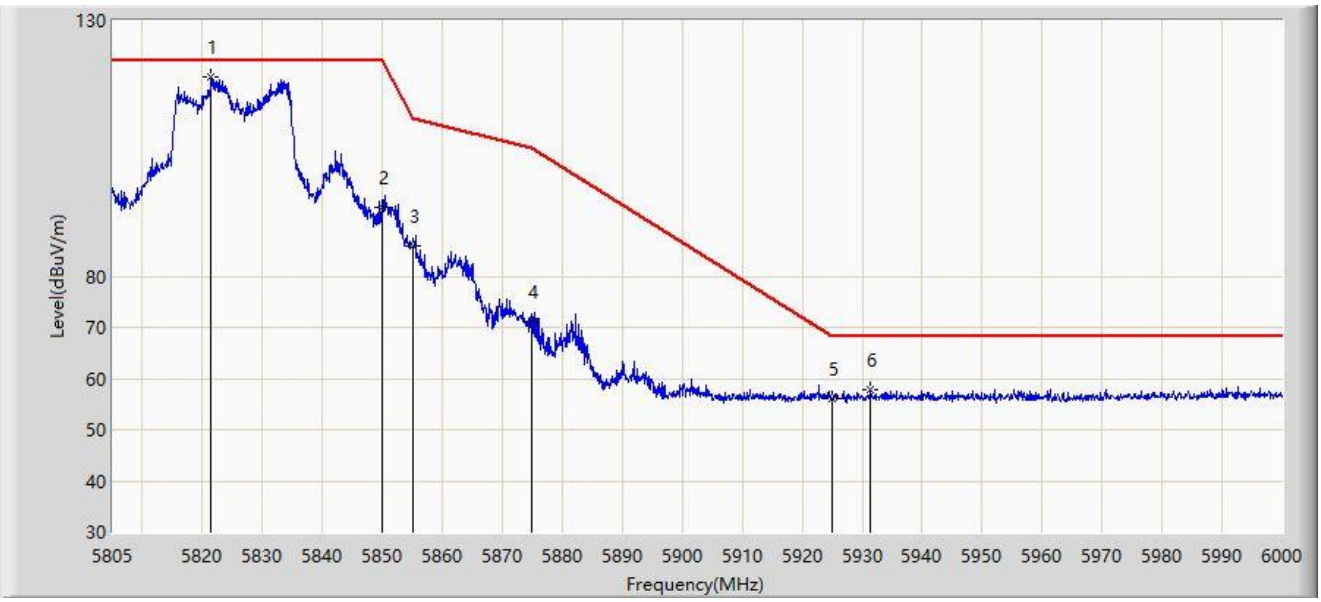

No	Mark	Frequency (MHz)	Measure Level (dBμV/m)	Reading Level (dBμV)	Margin (dB)	Limit (dBμV/m)	Factor (dB/m)	Type
1		5821.380	118.896	114.512	N/A	N/A	4.384	PK
2		5850.000	93.417	88.973	-28.783	122.200	4.444	PK
3		5855.000	86.043	81.643	-24.757	110.800	4.400	PK
4		5875.000	71.265	66.954	-33.935	105.200	4.312	PK
5		5925.000	56.151	51.520	-12.049	68.200	4.630	PK
6	*	5931.360	57.782	53.158	-10.418	68.200	4.623	PK

Note 1: " * ", means this data is the worst emission level.

Note 2: Measure Level (dBμV/m) = Reading Level (dBμV) + Factor (dB/m).

Note 3: Factor (dB/m) = Cable Loss (dB) + Antenna Factor (dB/m) - Pre_Amplifier Gain (dB).

Site: WZ-AC1	Test Date: 2022-11-22
Limit: FCC_5.8G_RE(3m)	Engineer: Charles Zhang
Probe: BBHA9120D_1167_1-18GHz	Polarity: Vertical
EUT: WiFi 6 (802.11ax) 4×4 MU-MIMO Dual Band Module	Power: AC 120V/60Hz
Test Mode: Transmit by 802.11ax-HE20 at 5825MHz	

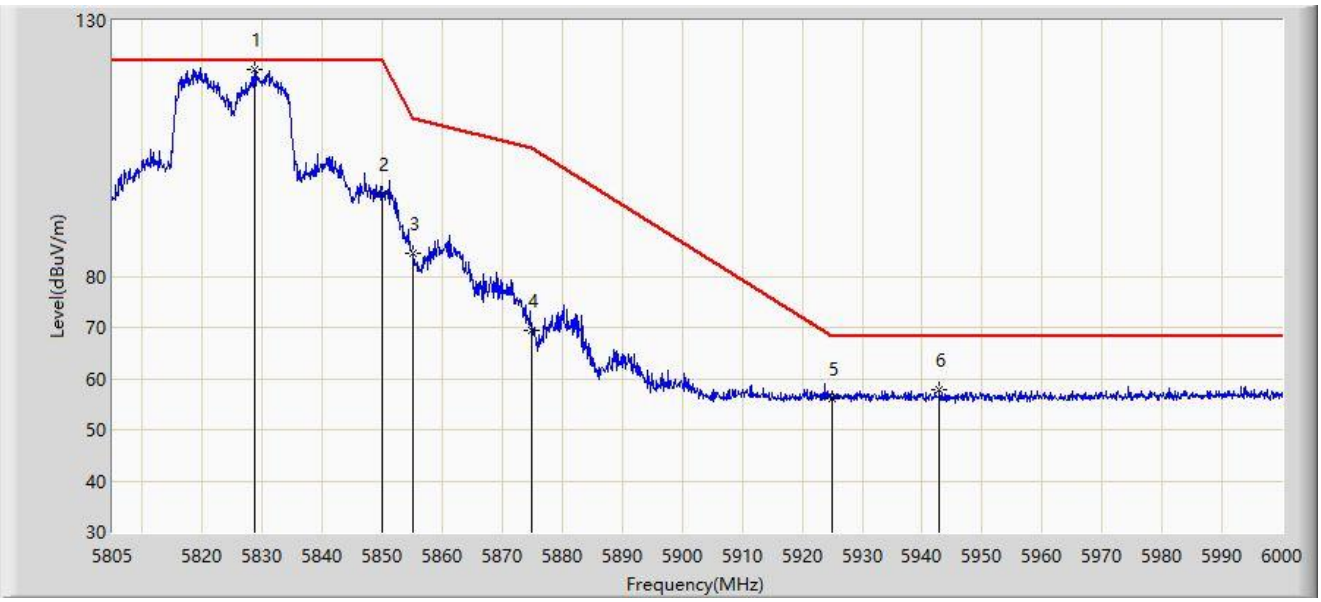

No	Mark	Frequency (MHz)	Measure Level (dBμV/m)	Reading Level (dBμV)	Margin (dB)	Limit (dBμV/m)	Factor (dB/m)	Type
1		5828.595	120.565	116.138	N/A	N/A	4.427	PK
2		5850.000	96.066	91.622	-26.134	122.200	4.444	PK
3		5855.000	84.564	80.164	-26.236	110.800	4.400	PK
4		5875.000	69.477	65.166	-35.723	105.200	4.312	PK
5		5925.000	56.057	51.426	-12.143	68.200	4.630	PK
6	*	5942.865	57.810	53.287	-10.390	68.200	4.524	PK

Note 1: " * ", means this data is the worst emission level.

Note 2: Measure Level (dBμV/m) = Reading Level (dBμV) + Factor (dB/m).

Note 3: Factor (dB/m) = Cable Loss (dB) + Antenna Factor (dB/m) - Pre_Amplifier Gain (dB).

Site: WZ-AC1	Test Date: 2022-11-24
Limit: FCC_5G_RE(3m)	Engineer: Charles Zhang
Probe: BBHA9120D_1167_1-18GHz	Polarity: Horizontal
EUT: WiFi 6 (802.11ax) 4×4 MU-MIMO Dual Band Module	Power: AC 120V/60Hz
Test Mode: Transmit by 802.11ax-HE40 at 5190MHz	

No	Mark	Frequency (MHz)	Measure Level (dBμV/m)	Reading Level (dBμV)	Margin (dB)	Limit (dBμV/m)	Factor (dB/m)	Type
1	*	5149.600	67.485	63.843	-6.515	74.000	3.643	PK
2		5150.000	63.823	60.182	-10.177	74.000	3.641	PK
3		5188.200	109.888	106.537	N/A	N/A	3.351	PK

Note 1: " * ", means this data is the worst emission level.

Note 2: Measure Level (dBμV/m) = Reading Level (dBμV) + Factor (dB/m).

Note 3: Factor (dB/m) = Cable Loss (dB) + Antenna Factor (dB/m) - Pre_Amplifier Gain (dB).

Site: WZ-AC1	Test Date: 2022-11-24
Limit: FCC_5G_RE(3m)	Engineer: Charles Zhang
Probe: BBHA9120D_1167_1-18GHz	Polarity: Horizontal
EUT: WiFi 6 (802.11ax) 4×4 MU-MIMO Dual Band Module	Power: AC 120V/60Hz
Test Mode: Transmit by 802.11ax-HE40 at 5190MHz	

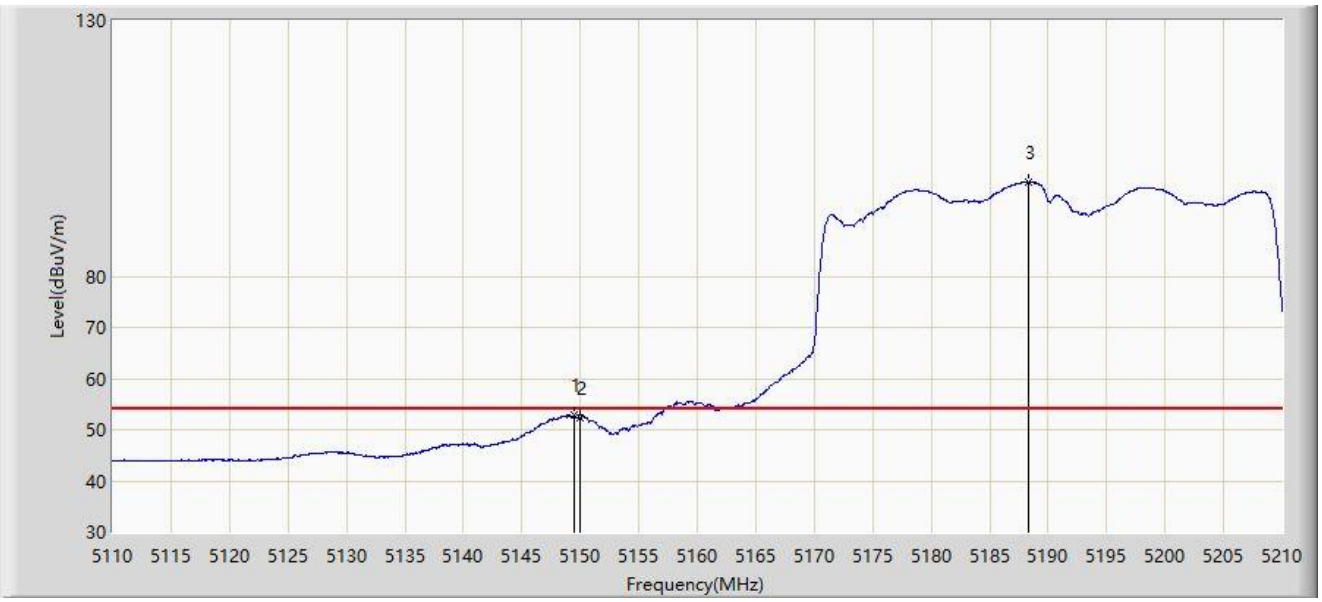

No	Mark	Frequency (MHz)	Measure Level (dBμV/m)	Reading Level (dBμV)	Margin (dB)	Limit (dBμV/m)	Factor (dB/m)	Type
1	*	5149.500	52.852	49.209	-1.148	54.000	3.642	AV
2		5150.000	52.325	48.684	-1.675	54.000	3.641	AV
3		5188.300	98.418	95.068	N/A	N/A	3.350	AV

Note 1: " * ", means this data is the worst emission level.

Note 2: Measure Level (dBμV/m) = Reading Level (dBμV) + Factor (dB/m).

Note 3: Factor (dB/m) = Cable Loss (dB) + Antenna Factor (dB/m) - Pre_Amplifier Gain (dB).

Site: WZ-AC1	Test Date: 2022-11-24
Limit: FCC_5G_RE(3m)	Engineer: Charles Zhang
Probe: BBHA9120D_1167_1-18GHz	Polarity: Vertical
EUT: WiFi 6 (802.11ax) 4×4 MU-MIMO Dual Band Module	Power: AC 120V/60Hz
Test Mode: Transmit by 802.11ax-HE40 at 5190MHz	

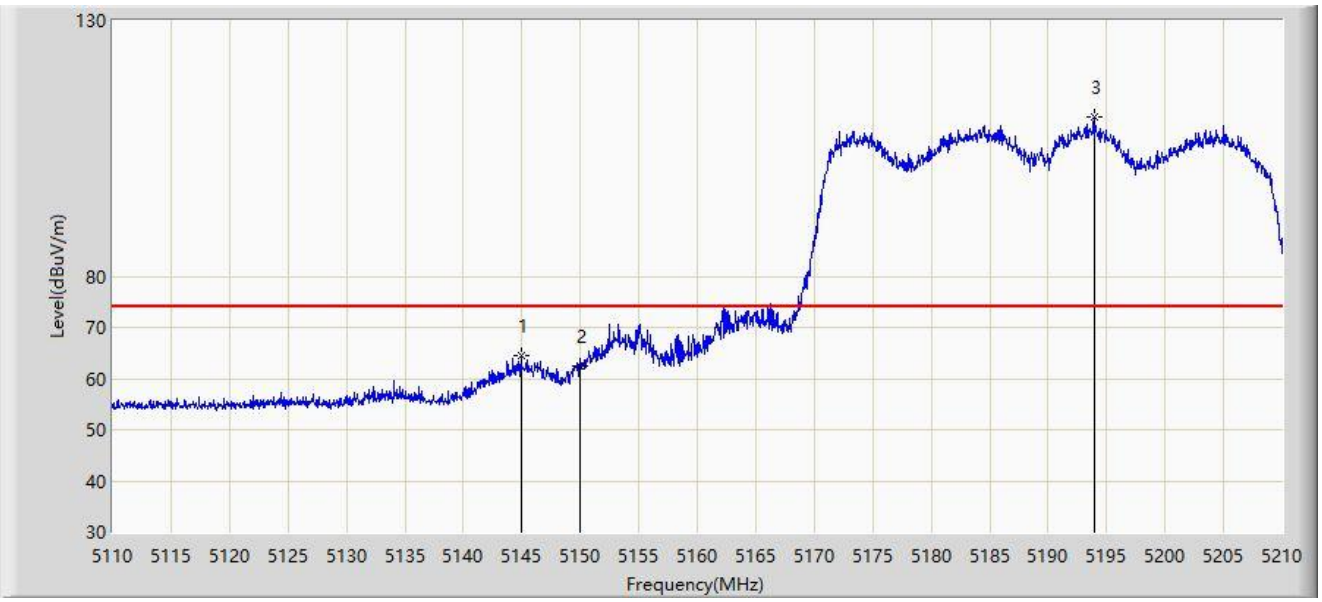

No	Mark	Frequency (MHz)	Measure Level (dBμV/m)	Reading Level (dBμV)	Margin (dB)	Limit (dBμV/m)	Factor (dB/m)	Type
1	*	5144.900	64.419	60.779	-9.581	74.000	3.641	PK
2		5150.000	62.554	58.913	-11.446	74.000	3.641	PK
3		5193.900	111.017	107.700	N/A	N/A	3.317	PK

Note 1: " * ", means this data is the worst emission level.

Note 2: Measure Level (dBμV/m) = Reading Level (dBμV) + Factor (dB/m).

Note 3: Factor (dB/m) = Cable Loss (dB) + Antenna Factor (dB/m) - Pre_Amplifier Gain (dB).

Site: WZ-AC1	Test Date: 2022-11-24
Limit: FCC_5G_RE(3m)	Engineer: Charles Zhang
Probe: BBHA9120D_1167_1-18GHz	Polarity: Vertical
EUT: WiFi 6 (802.11ax) 4×4 MU-MIMO Dual Band Module	Power: AC 120V/60Hz
Test Mode: Transmit by 802.11ax-HE40 at 5190MHz	

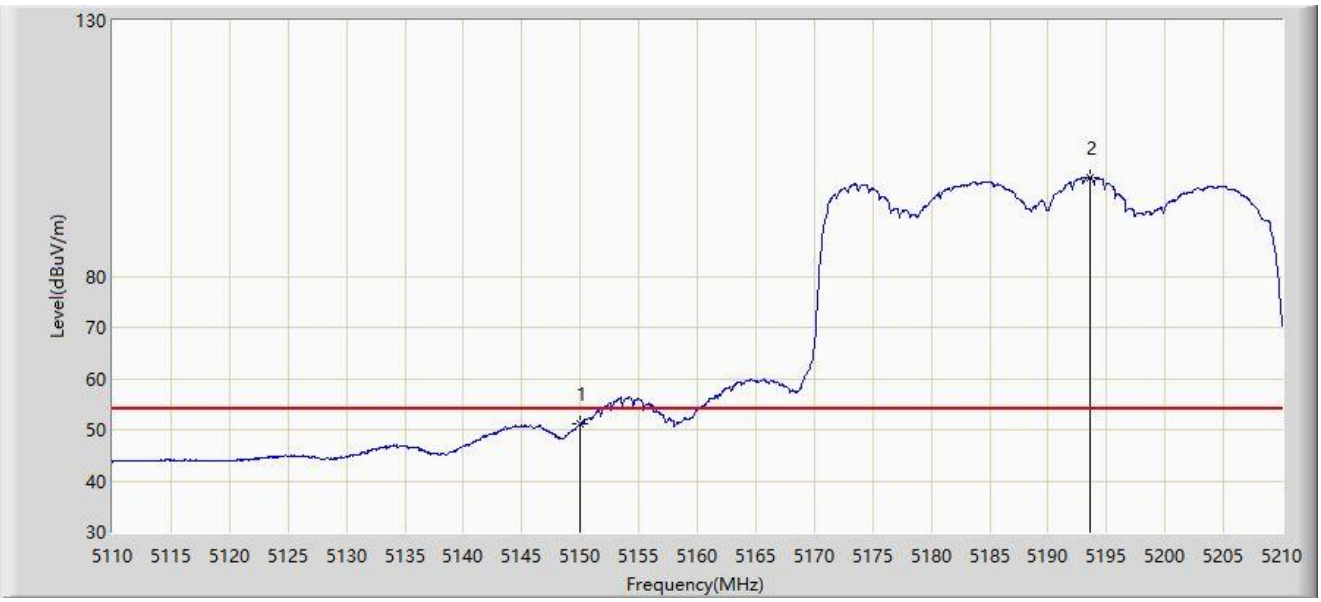

No	Mark	Frequency (MHz)	Measure Level (dBμV/m)	Reading Level (dBμV)	Margin (dB)	Limit (dBμV/m)	Factor (dB/m)	Type
1	*	5150.000	51.076	47.435	-2.924	54.000	3.641	AV
2		5193.600	99.414	96.096	N/A	N/A	3.318	AV

Note 1: " * ", means this data is the worst emission level.

Note 2: Measure Level (dBμV/m) = Reading Level (dBμV) + Factor (dB/m).

Note 3: Factor (dB/m) = Cable Loss (dB) + Antenna Factor (dB/m) - Pre_Amplifier Gain (dB).

Site: WZ-AC1	Test Date: 2022-11-24
Limit: FCC_5G_RE(3m)	Engineer: Charles Zhang
Probe: BBHA9120D_1167_1-18GHz	Polarity: Horizontal
EUT: WiFi 6 (802.11ax) 4×4 MU-MIMO Dual Band Module	Power: AC 120V/60Hz
Test Mode: Transmit by 802.11ax-HE40 at 5310MHz	

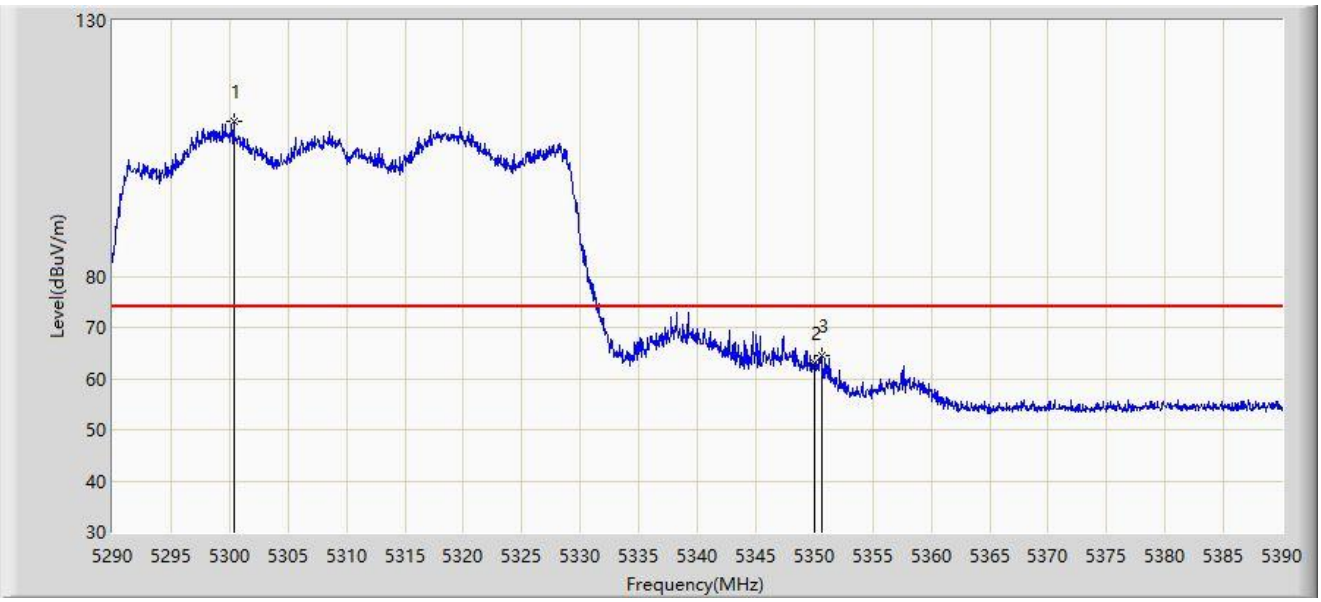

No	Mark	Frequency (MHz)	Measure Level (dBμV/m)	Reading Level (dBμV)	Margin (dB)	Limit (dBμV/m)	Factor (dB/m)	Type
1		5300.400	110.387	107.094	N/A	N/A	3.293	PK
2		5350.000	63.090	59.745	-10.910	74.000	3.344	PK
3	*	5350.600	64.525	61.190	-9.475	74.000	3.334	PK

Note 1: " * ", means this data is the worst emission level.

Note 2: Measure Level (dBμV/m) = Reading Level (dBμV) + Factor (dB/m).

Note 3: Factor (dB/m) = Cable Loss (dB) + Antenna Factor (dB/m) - Pre_Amplifier Gain (dB).

Site: WZ-AC1	Test Date: 2022-11-24
Limit: FCC_5G_RE(3m)	Engineer: Charles Zhang
Probe: BBHA9120D_1167_1-18GHz	Polarity: Horizontal
EUT: WiFi 6 (802.11ax) 4×4 MU-MIMO Dual Band Module	Power: AC 120V/60Hz
Test Mode: Transmit by 802.11ax-HE40 at 5310MHz	

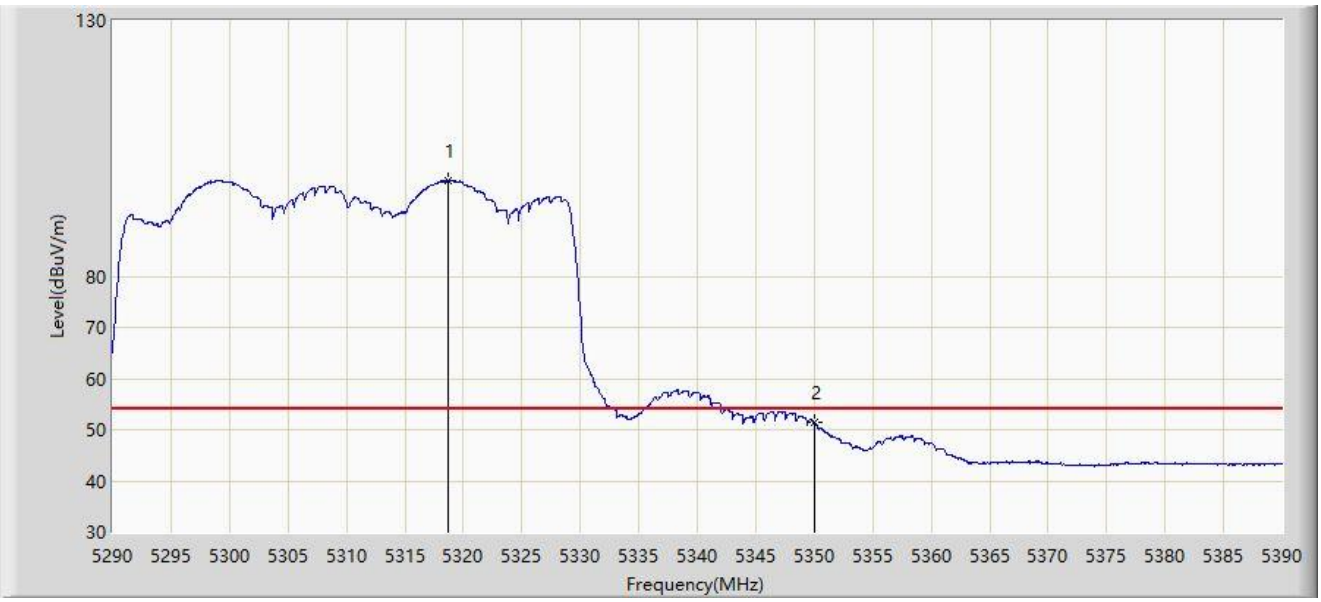

No	Mark	Frequency (MHz)	Measure Level (dBμV/m)	Reading Level (dBμV)	Margin (dB)	Limit (dBμV/m)	Factor (dB/m)	Type
1		5318.700	98.689	95.289	N/A	N/A	3.400	AV
2	*	5350.000	51.405	48.060	-2.595	54.000	3.344	AV

Note 1: " * ", means this data is the worst emission level.

Note 2: Measure Level (dBμV/m) = Reading Level (dBμV) + Factor (dB/m).

Note 3: Factor (dB/m) = Cable Loss (dB) + Antenna Factor (dB/m) - Pre_Amplifier Gain (dB).

Site: WZ-AC1	Test Date: 2022-11-24
Limit: FCC_5G_RE(3m)	Engineer: Charles Zhang
Probe: BBHA9120D_1167_1-18GHz	Polarity: Vertical
EUT: WiFi 6 (802.11ax) 4×4 MU-MIMO Dual Band Module	Power: AC 120V/60Hz
Test Mode: Transmit by 802.11ax-HE40 at 5310MHz	

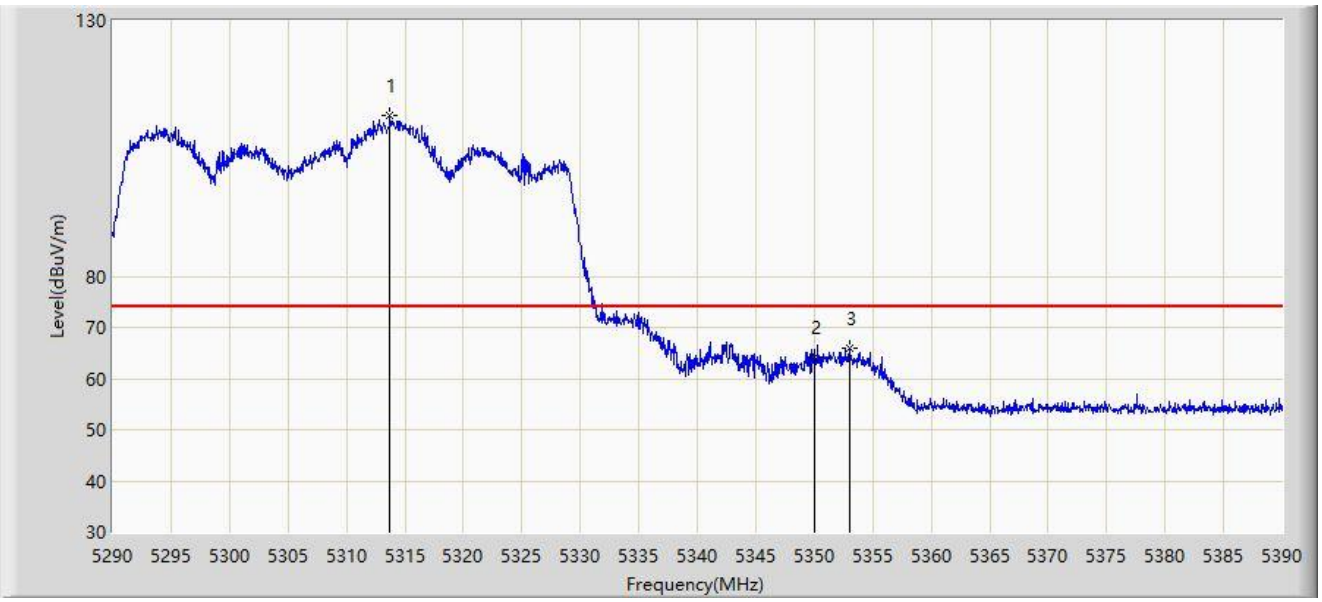

No	Mark	Frequency (MHz)	Measure Level (dBμV/m)	Reading Level (dBμV)	Margin (dB)	Limit (dBμV/m)	Factor (dB/m)	Type
1		5313.700	111.352	108.007	N/A	N/A	3.345	PK
2		5350.000	64.284	60.939	-9.716	74.000	3.344	PK
3	*	5353.000	65.991	62.683	-8.009	74.000	3.308	PK

Note 1: " * ", means this data is the worst emission level.

Note 2: Measure Level (dBμV/m) = Reading Level (dBμV) + Factor (dB/m).

Note 3: Factor (dB/m) = Cable Loss (dB) + Antenna Factor (dB/m) - Pre_Amplifier Gain (dB).

Site: WZ-AC1	Test Date: 2022-11-24
Limit: FCC_5G_RE(3m)	Engineer: Charles Zhang
Probe: BBHA9120D_1167_1-18GHz	Polarity: Vertical
EUT: WiFi 6 (802.11ax) 4×4 MU-MIMO Dual Band Module	Power: AC 120V/60Hz
Test Mode: Transmit by 802.11ax-HE40 at 5310MHz	

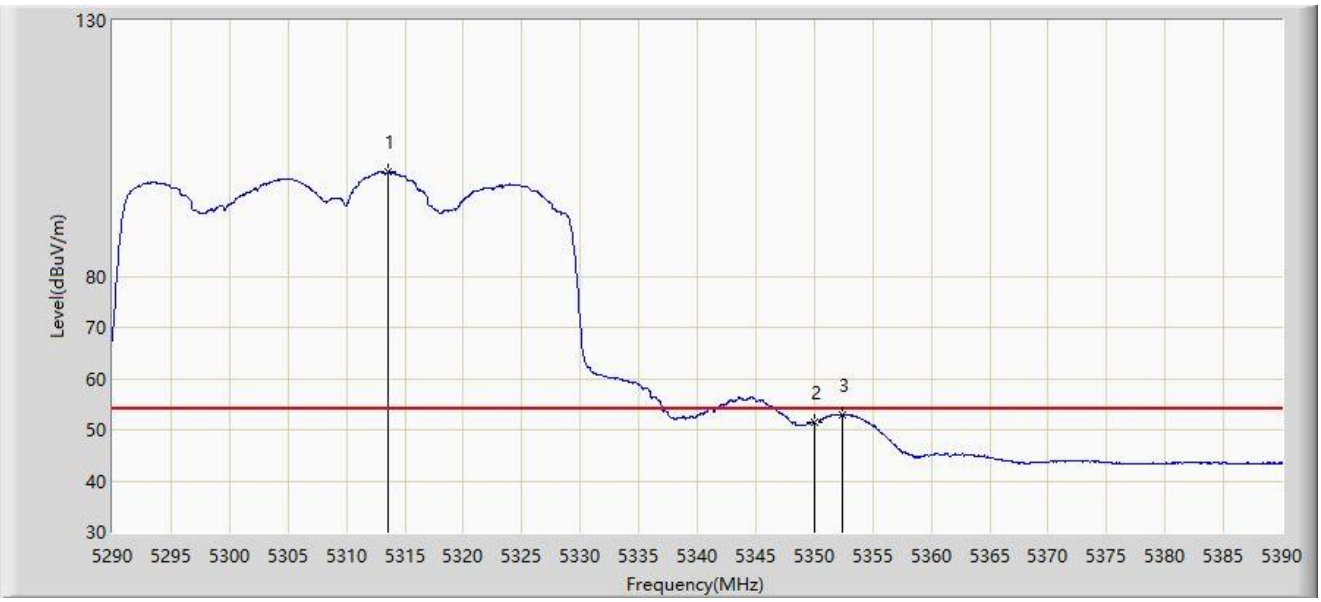

No	Mark	Frequency (MHz)	Measure Level (dBμV/m)	Reading Level (dBμV)	Margin (dB)	Limit (dBμV/m)	Factor (dB/m)	Type
1		5313.600	100.385	97.041	N/A	N/A	3.344	AV
2		5350.000	51.574	48.229	-2.426	54.000	3.344	AV
3	*	5352.450	53.023	49.713	-0.977	54.000	3.310	AV

Note 1: " * ", means this data is the worst emission level.

Note 2: Measure Level (dBμV/m) = Reading Level (dBμV) + Factor (dB/m).

Note 3: Factor (dB/m) = Cable Loss (dB) + Antenna Factor (dB/m) - Pre_Amplifier Gain (dB).

Site: WZ-AC1	Test Date: 2022-11-24
Limit: FCC_5G_RE(3m)	Engineer: Charles Zhang
Probe: BBHA9120D_1167_1-18GHz	Polarity: Horizontal
EUT: WiFi 6 (802.11ax) 4×4 MU-MIMO Dual Band Module	Power: AC 120V/60Hz
Test Mode: Transmit by 802.11ax-HE40 at 5510MHz	

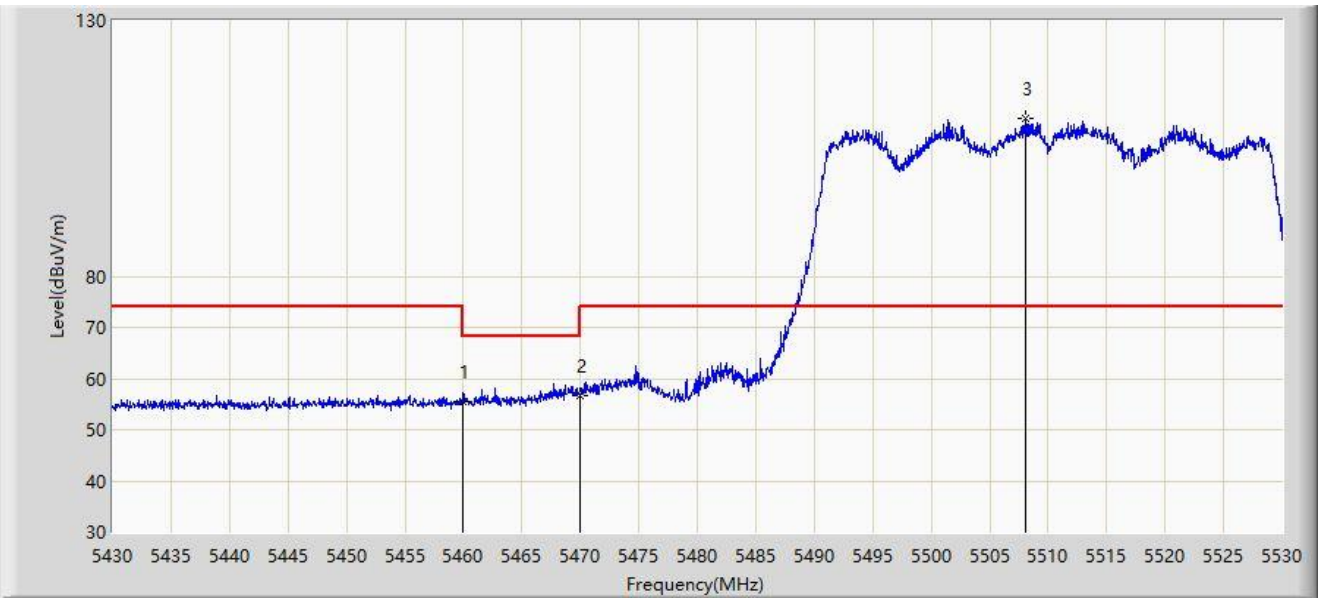

No	Mark	Frequency (MHz)	Measure Level (dBμV/m)	Reading Level (dBμV)	Margin (dB)	Limit (dBμV/m)	Factor (dB/m)	Type
1		5460.000	55.626	51.996	-18.374	74.000	3.630	PK
2	*	5470.000	56.781	53.090	-11.419	68.200	3.691	PK
3		5508.100	110.783	106.973	N/A	N/A	3.810	PK

Note 1: " * ", means this data is the worst emission level.

Note 2: Measure Level (dBμV/m) = Reading Level (dBμV) + Factor (dB/m).

Note 3: Factor (dB/m) = Cable Loss (dB) + Antenna Factor (dB/m) - Pre_Amplifier Gain (dB).

Site: WZ-AC1	Test Date: 2022-11-24
Limit: FCC_5G_RE(3m)	Engineer: Charles Zhang
Probe: BBHA9120D_1167_1-18GHz	Polarity: Horizontal
EUT: WiFi 6 (802.11ax) 4×4 MU-MIMO Dual Band Module	Power: AC 120V/60Hz
Test Mode: Transmit by 802.11ax-HE40 at 5510MHz	

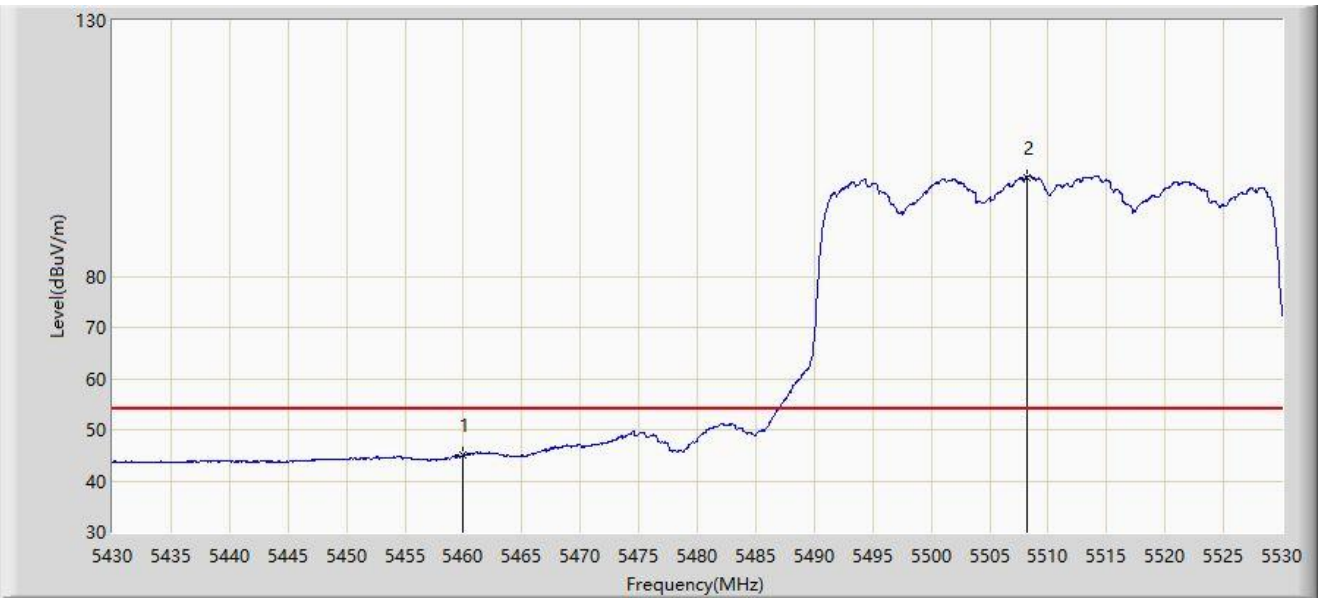

No	Mark	Frequency (MHz)	Measure Level (dBμV/m)	Reading Level (dBμV)	Margin (dB)	Limit (dBμV/m)	Factor (dB/m)	Type
1	*	5460.000	45.037	41.407	-8.963	54.000	3.630	AV
2		5508.150	99.418	95.608	N/A	N/A	3.810	AV

Note 1: " * ", means this data is the worst emission level.

Note 2: Measure Level (dBμV/m) = Reading Level (dBμV) + Factor (dB/m).

Note 3: Factor (dB/m) = Cable Loss (dB) + Antenna Factor (dB/m) - Pre_Amplifier Gain (dB).

Site: WZ-AC1	Test Date: 2022-11-24
Limit: FCC_5G_RE(3m)	Engineer: Charles Zhang
Probe: BBHA9120D_1167_1-18GHz	Polarity: Vertical
EUT: WiFi 6 (802.11ax) 4×4 MU-MIMO Dual Band Module	Power: AC 120V/60Hz
Test Mode: Transmit by 802.11ax-HE40 at 5510MHz	

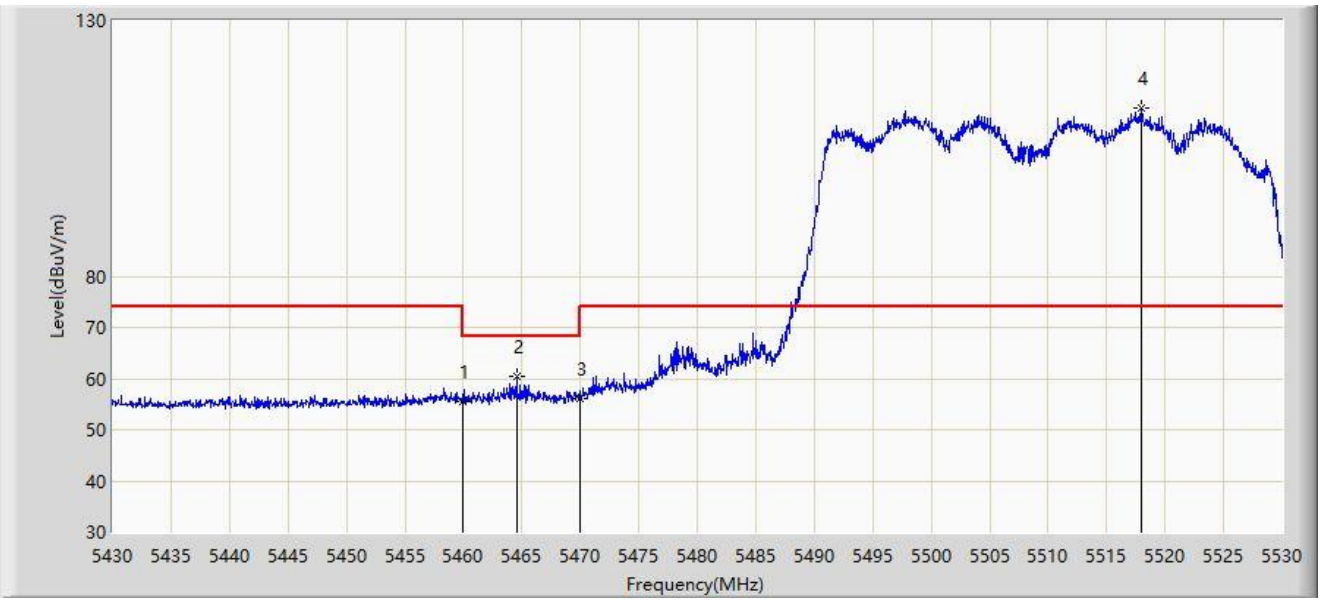

No	Mark	Frequency (MHz)	Measure Level (dBμV/m)	Reading Level (dBμV)	Margin (dB)	Limit (dBμV/m)	Factor (dB/m)	Type
1		5460.000	55.364	51.734	-18.636	74.000	3.630	PK
2	*	5464.550	60.367	56.709	-7.833	68.200	3.658	PK
3		5470.000	56.044	52.353	-12.156	68.200	3.691	PK
4		5518.000	112.759	109.054	N/A	N/A	3.705	PK

Note 1: " * ", means this data is the worst emission level.

Note 2: Measure Level (dBμV/m) = Reading Level (dBμV) + Factor (dB/m).

Note 3: Factor (dB/m) = Cable Loss (dB) + Antenna Factor (dB/m) - Pre_Amplifier Gain (dB).

Site: WZ-AC1	Test Date: 2022-11-24
Limit: FCC_5G_RE(3m)	Engineer: Charles Zhang
Probe: BBHA9120D_1167_1-18GHz	Polarity: Vertical
EUT: WiFi 6 (802.11ax) 4×4 MU-MIMO Dual Band Module	Power: AC 120V/60Hz
Test Mode: Transmit by 802.11ax-HE40 at 5510MHz	

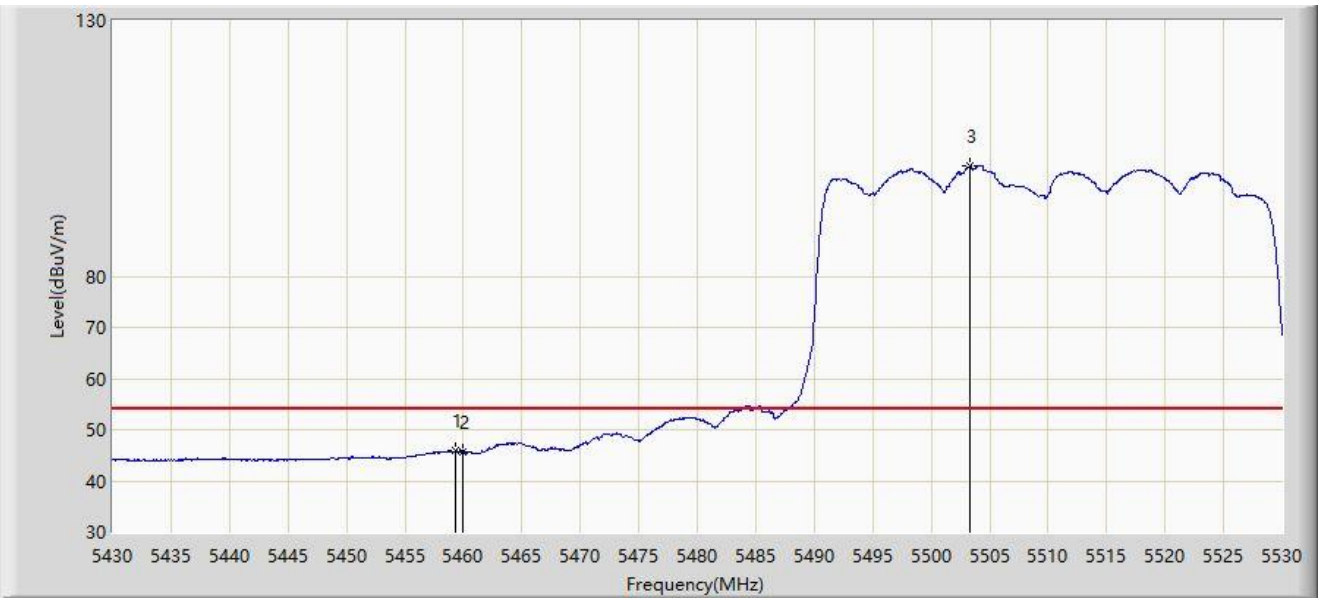

No	Mark	Frequency (MHz)	Measure Level (dBμV/m)	Reading Level (dBμV)	Margin (dB)	Limit (dBμV/m)	Factor (dB/m)	Type
1	*	5459.350	45.808	42.182	-8.192	54.000	3.627	AV
2		5460.000	45.725	42.095	-8.275	54.000	3.630	AV
3		5503.350	101.587	97.732	N/A	N/A	3.855	AV

Note 1: " * ", means this data is the worst emission level.

Note 2: Measure Level (dBμV/m) = Reading Level (dBμV) + Factor (dB/m).

Note 3: Factor (dB/m) = Cable Loss (dB) + Antenna Factor (dB/m) - Pre_Amplifier Gain (dB).

Site: WZ-AC1	Test Date: 2022-11-24
Limit: FCC_5G_RE(3m)	Engineer: Charles Zhang
Probe: BBHA9120D_1167_1-18GHz	Polarity: Horizontal
EUT: WiFi 6 (802.11ax) 4×4 MU-MIMO Dual Band Module	Power: AC 120V/60Hz
Test Mode: Transmit by 802.11ax-HE40 at 5670MHz	

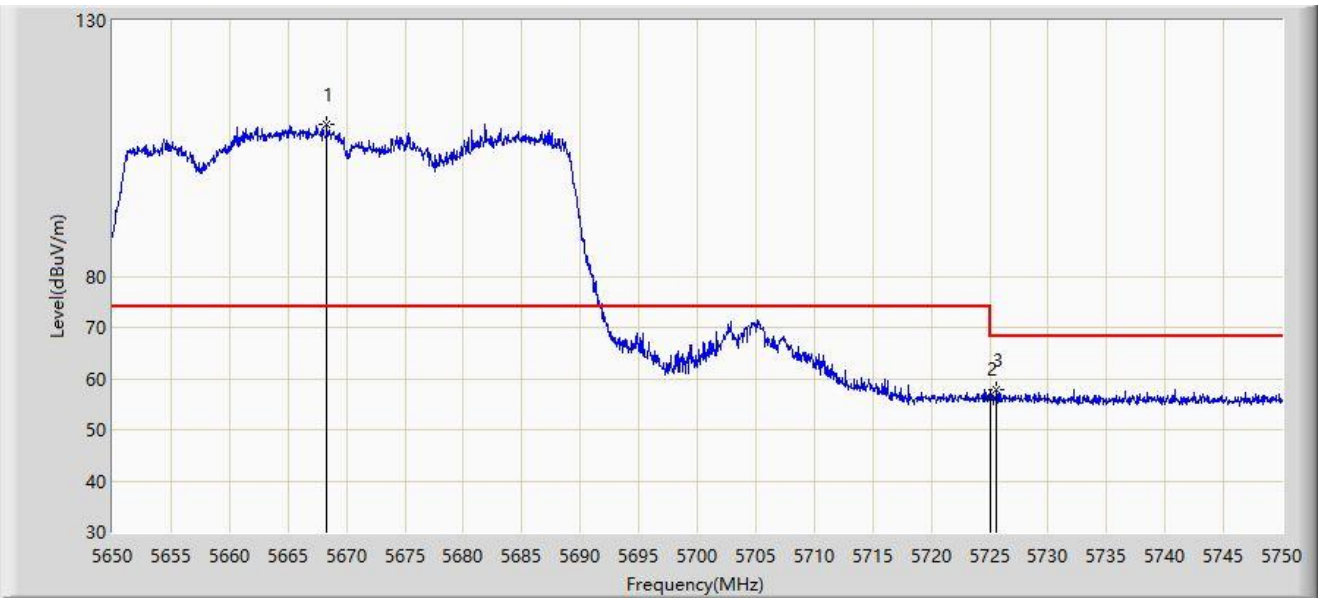

No	Mark	Frequency (MHz)	Measure Level (dBμV/m)	Reading Level (dBμV)	Margin (dB)	Limit (dBμV/m)	Factor (dB/m)	Type
1		5668.350	109.807	105.843	N/A	N/A	3.964	PK
2		5725.000	56.226	52.283	-11.974	68.200	3.943	PK
3	*	5725.600	57.934	53.989	-10.266	68.200	3.944	PK

Note 1: " * ", means this data is the worst emission level.

Note 2: Measure Level (dBμV/m) = Reading Level (dBμV) + Factor (dB/m).

Note 3: Factor (dB/m) = Cable Loss (dB) + Antenna Factor (dB/m) - Pre_Amplifier Gain (dB).

Site: WZ-AC1	Test Date: 2022-11-24
Limit: FCC_5G_RE(3m)	Engineer: Charles Zhang
Probe: BBHA9120D_1167_1-18GHz	Polarity: Vertical
EUT: WiFi 6 (802.11ax) 4×4 MU-MIMO Dual Band Module	Power: AC 120V/60Hz
Test Mode: Transmit by 802.11ax-HE40 at 5670MHz	

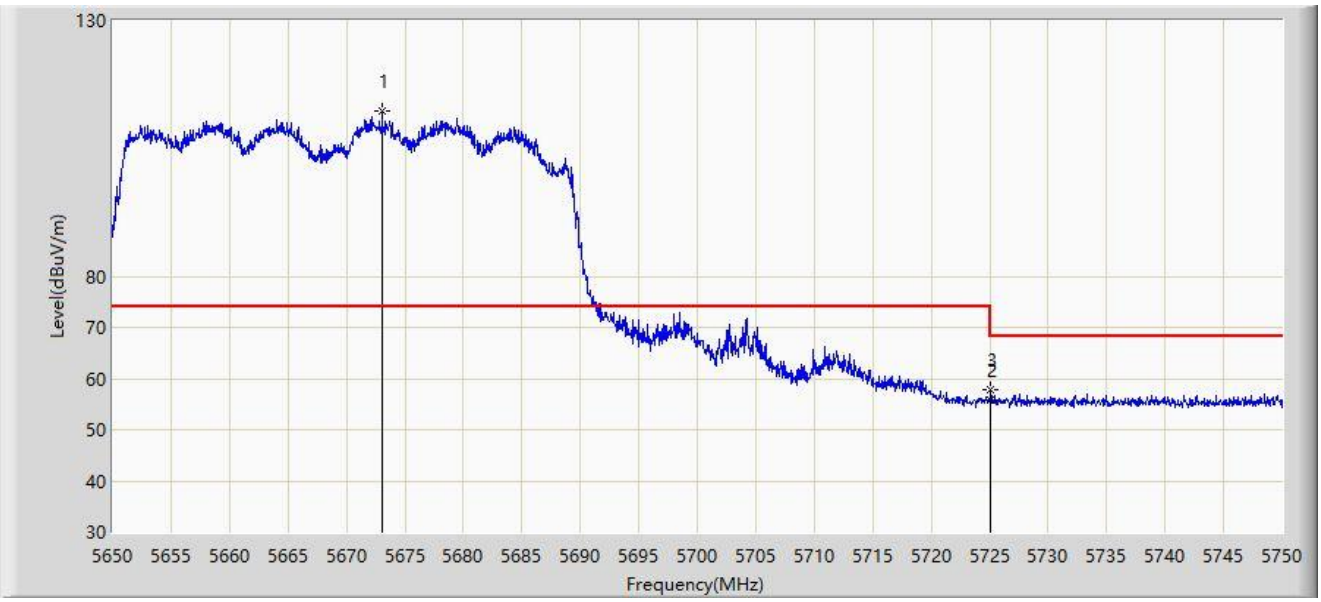

No	Mark	Frequency (MHz)	Measure Level (dBμV/m)	Reading Level (dBμV)	Margin (dB)	Limit (dBμV/m)	Factor (dB/m)	Type
1		5673.050	112.254	108.313	N/A	N/A	3.941	PK
2		5725.000	55.866	51.923	-12.334	68.200	3.943	PK
3	*	5725.100	57.907	53.964	-10.293	68.200	3.944	PK

Note 1: " * ", means this data is the worst emission level.

Note 2: Measure Level (dBμV/m) = Reading Level (dBμV) + Factor (dB/m).

Note 3: Factor (dB/m) = Cable Loss (dB) + Antenna Factor (dB/m) - Pre_Amplifier Gain (dB).

Site: WZ-AC1	Test Date: 2022-11-22
Limit: FCC_5.8G_RE(3m)	Engineer: Charles Zhang
Probe: BBHA9120D_1167_1-18GHz	Polarity: Horizontal
EUT: WiFi 6 (802.11ax) 4×4 MU-MIMO Dual Band Module	Power: AC 120V/60Hz
Test Mode: Transmit by 802.11ax-HE40 at 5755MHz	

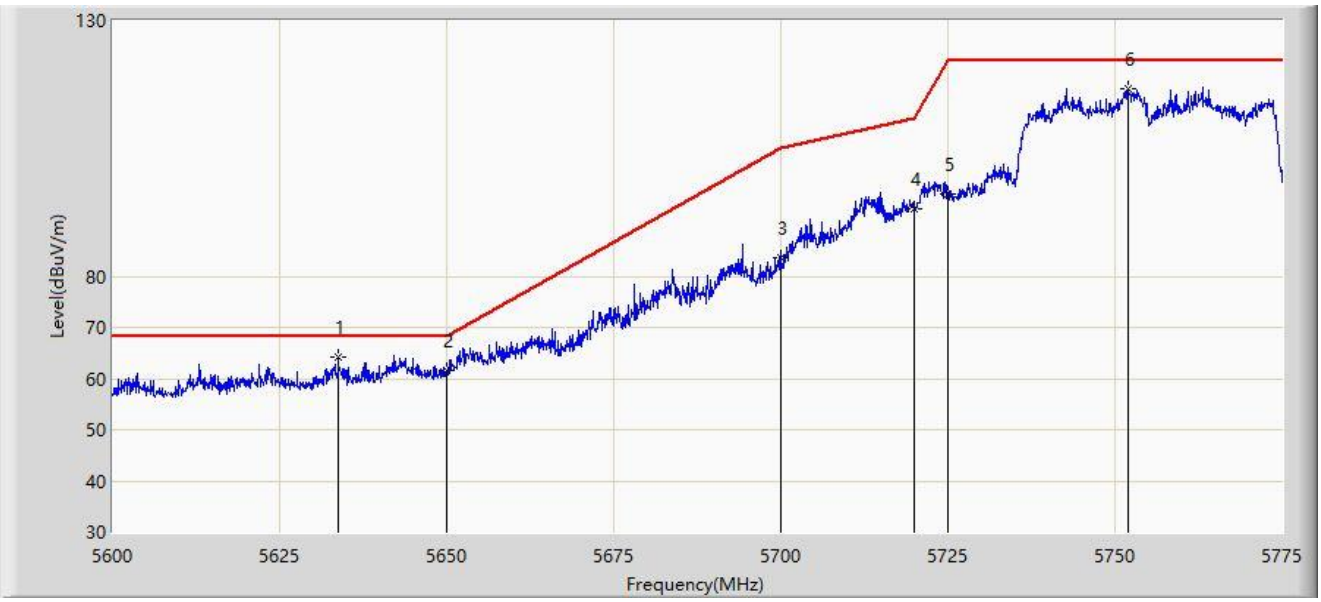

No	Mark	Frequency (MHz)	Measure Level (dBμV/m)	Reading Level (dBμV)	Margin (dB)	Limit (dBμV/m)	Factor (dB/m)	Type
1	*	5633.775	64.312	60.653	-3.888	68.200	3.658	PK
2		5650.000	61.465	57.551	-6.735	68.200	3.914	PK
3		5700.000	83.628	79.713	-21.572	105.200	3.916	PK
4		5720.000	93.220	89.291	-17.580	110.800	3.929	PK
5		5725.000	96.095	92.152	-26.105	122.200	3.943	PK
6		5751.900	116.705	112.507	N/A	N/A	4.198	PK

Note 1: " * ", means this data is the worst emission level.

Note 2: Measure Level (dBμV/m) = Reading Level (dBμV) + Factor (dB/m).

Note 3: Factor (dB/m) = Cable Loss (dB) + Antenna Factor (dB/m) - Pre_Amplifier Gain (dB).

Site: WZ-AC1	Test Date: 2022-11-22
Limit: FCC_5.8G_RE(3m)	Engineer: Charles Zhang
Probe: BBHA9120D_1167_1-18GHz	Polarity: Vertical
EUT: WiFi 6 (802.11ax) 4×4 MU-MIMO Dual Band Module	Power: AC 120V/60Hz
Test Mode: Transmit by 802.11ax-HE40 at 5755MHz	

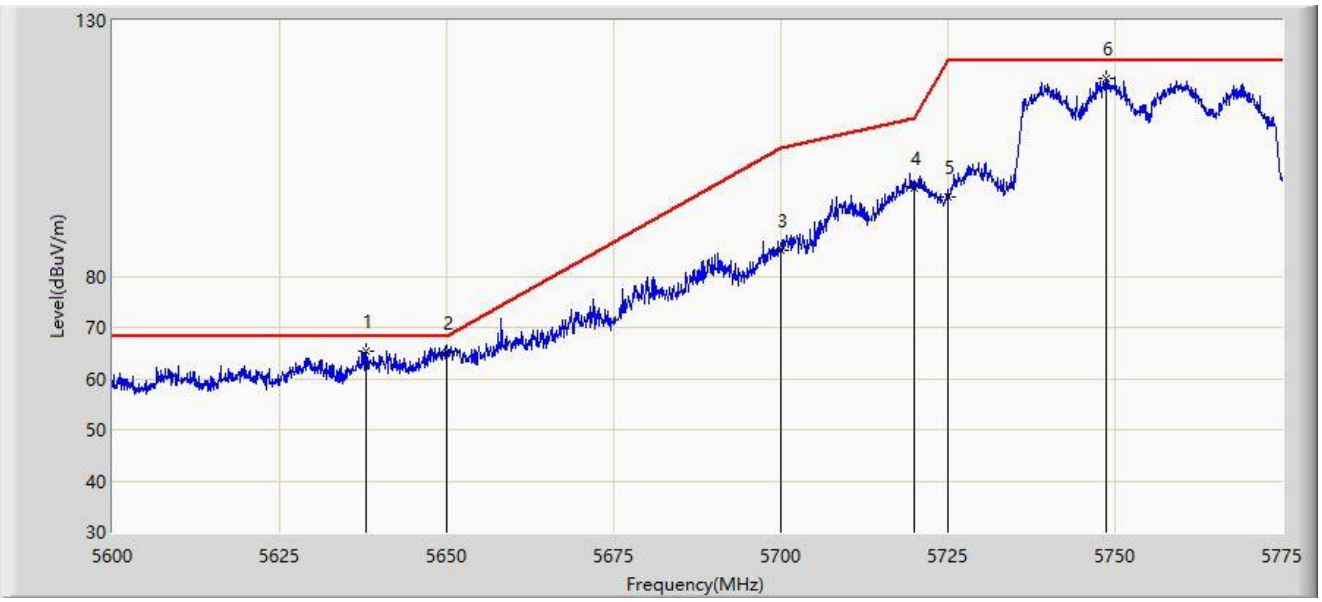

No	Mark	Frequency (MHz)	Measure Level (dBμV/m)	Reading Level (dBμV)	Margin (dB)	Limit (dBμV/m)	Factor (dB/m)	Type
1	*	5637.888	65.344	61.678	-2.856	68.200	3.667	PK
2		5650.000	64.986	61.072	-3.214	68.200	3.914	PK
3		5700.000	84.992	81.077	-20.208	105.200	3.916	PK
4		5720.000	97.285	93.356	-13.515	110.800	3.929	PK
5		5725.000	95.418	91.475	-26.782	122.200	3.943	PK
6		5748.575	118.815	114.632	N/A	N/A	4.183	PK

Note 1: " * ", means this data is the worst emission level.

Note 2: Measure Level (dBμV/m) = Reading Level (dBμV) + Factor (dB/m).

Note 3: Factor (dB/m) = Cable Loss (dB) + Antenna Factor (dB/m) - Pre_Amplifier Gain (dB).

Site: WZ-AC1	Test Date: 2022-11-22
Limit: FCC_5.8G_RE(3m)	Engineer: Charles Zhang
Probe: BBHA9120D_1167_1-18GHz	Polarity: Horizontal
EUT: WiFi 6 (802.11ax) 4×4 MU-MIMO Dual Band Module	Power: AC 120V/60Hz
Test Mode: Transmit by 802.11ax-HE40 at 5795MHz	

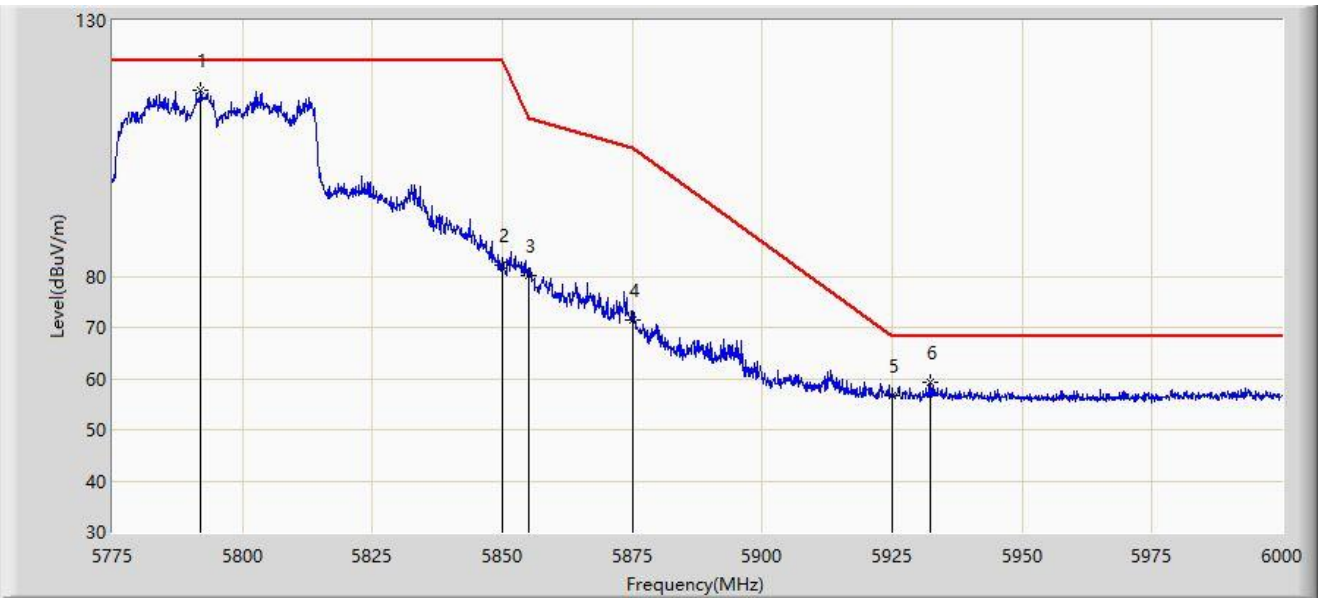

No	Mark	Frequency (MHz)	Measure Level (dBμV/m)	Reading Level (dBμV)	Margin (dB)	Limit (dBμV/m)	Factor (dB/m)	Type
1		5791.987	116.394	112.129	N/A	N/A	4.265	PK
2		5850.000	82.200	77.756	-40.000	122.200	4.444	PK
3		5855.000	80.129	75.729	-30.671	110.800	4.400	PK
4		5875.000	71.552	67.241	-33.648	105.200	4.312	PK
5		5925.000	56.693	52.062	-11.507	68.200	4.630	PK
6	*	5932.275	59.164	54.549	-9.036	68.200	4.615	PK

Note 1: " * ", means this data is the worst emission level.

Note 2: Measure Level (dBμV/m) = Reading Level (dBμV) + Factor (dB/m).

Note 3: Factor (dB/m) = Cable Loss (dB) + Antenna Factor (dB/m) - Pre_Amplifier Gain (dB).

Site: WZ-AC1	Test Date: 2022-11-22
Limit: FCC_5.8G_RE(3m)	Engineer: Charles Zhang
Probe: BBHA9120D_1167_1-18GHz	Polarity: Vertical
EUT: WiFi 6 (802.11ax) 4×4 MU-MIMO Dual Band Module	Power: AC 120V/60Hz
Test Mode: Transmit by 802.11ax-HE40 at 5795MHz	

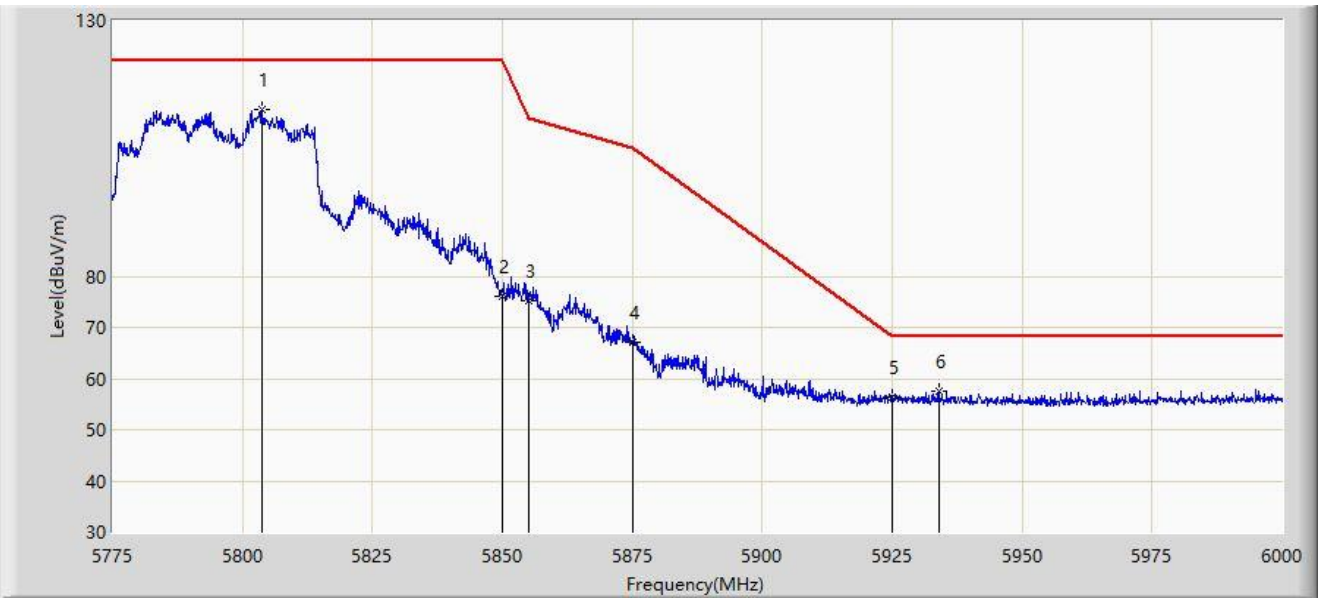

No	Mark	Frequency (MHz)	Measure Level (dBμV/m)	Reading Level (dBμV)	Margin (dB)	Limit (dBμV/m)	Factor (dB/m)	Type
1		5803.687	112.636	108.329	N/A	N/A	4.308	PK
2		5850.000	76.127	71.683	-46.073	122.200	4.444	PK
3		5855.000	75.110	70.710	-35.690	110.800	4.400	PK
4		5875.000	67.054	62.743	-38.146	105.200	4.312	PK
5		5925.000	56.334	51.703	-11.866	68.200	4.630	PK
6	*	5933.962	57.439	52.839	-10.761	68.200	4.601	PK

Note 1: " * ", means this data is the worst emission level.

Note 2: Measure Level (dBμV/m) = Reading Level (dBμV) + Factor (dB/m).

Note 3: Factor (dB/m) = Cable Loss (dB) + Antenna Factor (dB/m) - Pre_Amplifier Gain (dB).

Site: WZ-AC1	Test Date: 2022-11-24
Limit: FCC_5G_RE(3m)	Engineer: Charles Zhang
Probe: BBHA9120D_1167_1-18GHz	Polarity: Horizontal
EUT: WiFi 6 (802.11ax) 4×4 MU-MIMO Dual Band Module	Power: AC 120V/60Hz
Test Mode: Transmit by 802.11ax-HE80 at 5210MHz	

No	Mark	Frequency (MHz)	Measure Level (dBμV/m)	Reading Level (dBμV)	Margin (dB)	Limit (dBμV/m)	Factor (dB/m)	Type
1	*	5150.000	63.413	59.772	-10.587	74.000	3.641	PK
2		5214.025	105.040	101.735	N/A	N/A	3.304	PK

Note 1: " * ", means this data is the worst emission level.

Note 2: Measure Level (dBμV/m) = Reading Level (dBμV) + Factor (dB/m).

Note 3: Factor (dB/m) = Cable Loss (dB) + Antenna Factor (dB/m) - Pre_Amplifier Gain (dB).

Site: WZ-AC1	Test Date: 2022-11-24
Limit: FCC_5G_RE(3m)	Engineer: Charles Zhang
Probe: BBHA9120D_1167_1-18GHz	Polarity: Horizontal
EUT: WiFi 6 (802.11ax) 4×4 MU-MIMO Dual Band Module	Power: AC 120V/60Hz
Test Mode: Transmit by 802.11ax-HE80 at 5210MHz	

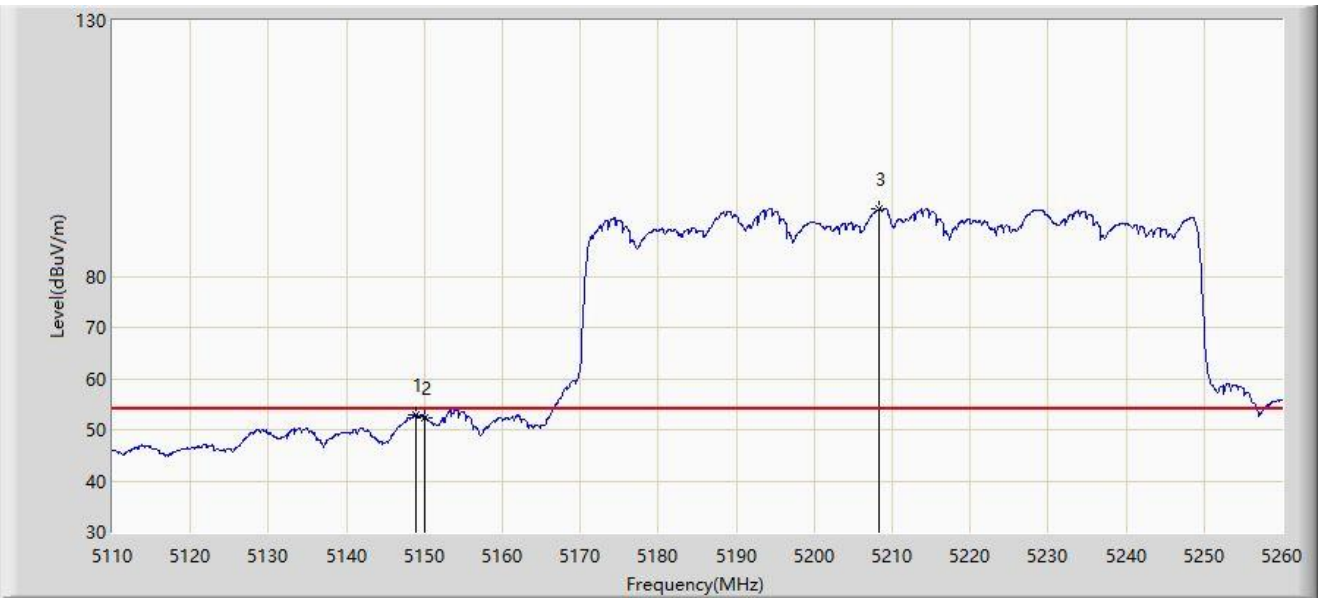

No	Mark	Frequency (MHz)	Measure Level (dBμV/m)	Reading Level (dBμV)	Margin (dB)	Limit (dBμV/m)	Factor (dB/m)	Type
1	*	5148.925	52.928	49.283	-1.072	54.000	3.645	AV
2		5150.000	52.425	48.784	-1.575	54.000	3.641	AV
3		5208.400	93.250	89.954	N/A	N/A	3.296	AV

Note 1: " * ", means this data is the worst emission level.

Note 2: Measure Level (dBμV/m) = Reading Level (dBμV) + Factor (dB/m).

Note 3: Factor (dB/m) = Cable Loss (dB) + Antenna Factor (dB/m) - Pre_Amplifier Gain (dB).

Site: WZ-AC1	Test Date: 2022-11-24
Limit: FCC_5G_RE(3m)	Engineer: Charles Zhang
Probe: BBHA9120D_1167_1-18GHz	Polarity: Vertical
EUT: WiFi 6 (802.11ax) 4×4 MU-MIMO Dual Band Module	Power: AC 120V/60Hz
Test Mode: Transmit by 802.11ax-HE80 at 5210MHz	

No	Mark	Frequency (MHz)	Measure Level (dBμV/m)	Reading Level (dBμV)	Margin (dB)	Limit (dBμV/m)	Factor (dB/m)	Type
1	*	5137.975	64.463	60.844	-9.537	74.000	3.619	PK
2		5150.000	61.840	58.199	-12.160	74.000	3.641	PK
3		5198.050	105.772	102.481	N/A	N/A	3.291	PK

Note 1: " * ", means this data is the worst emission level.

Note 2: Measure Level (dBμV/m) = Reading Level (dBμV) + Factor (dB/m).

Note 3: Factor (dB/m) = Cable Loss (dB) + Antenna Factor (dB/m) - Pre_Amplifier Gain (dB).

Site: WZ-AC1	Test Date: 2022-11-24
Limit: FCC_5G_RE(3m)	Engineer: Charles Zhang
Probe: BBHA9120D_1167_1-18GHz	Polarity: Vertical
EUT: WiFi 6 (802.11ax) 4×4 MU-MIMO Dual Band Module	Power: AC 120V/60Hz
Test Mode: Transmit by 802.11ax-HE80 at 5210MHz	

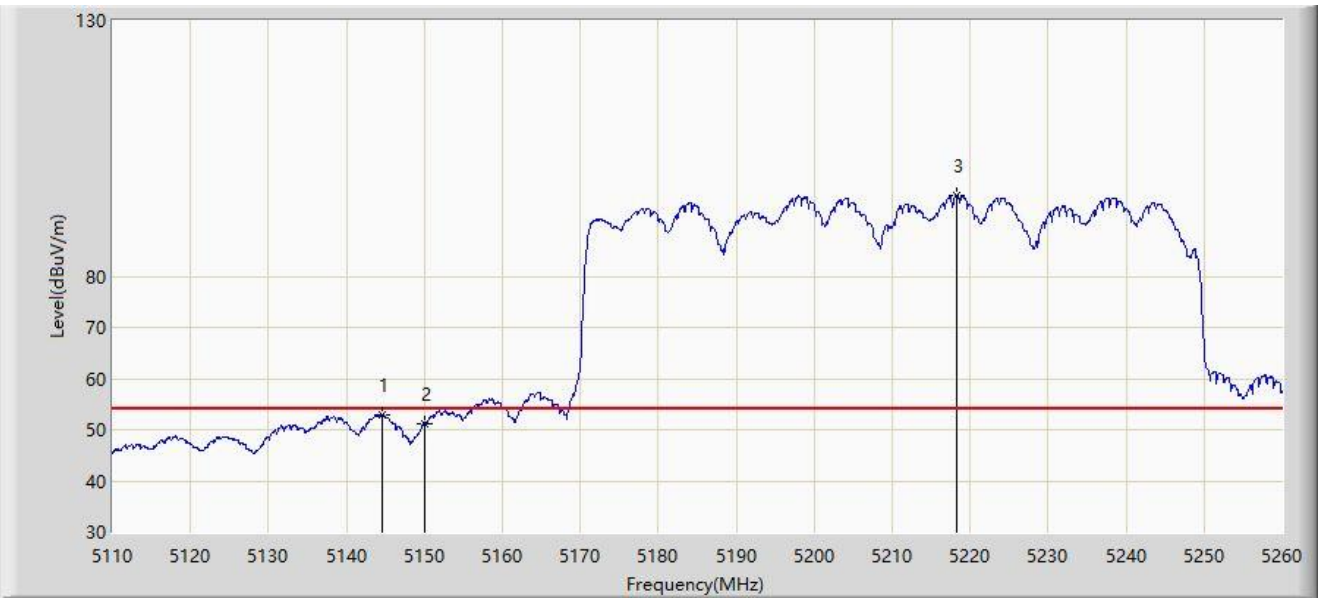

No	Mark	Frequency (MHz)	Measure Level (dBμV/m)	Reading Level (dBμV)	Margin (dB)	Limit (dBμV/m)	Factor (dB/m)	Type
1	*	5144.500	52.906	49.267	-1.094	54.000	3.638	AV
2		5150.000	51.169	47.528	-2.831	54.000	3.641	AV
3		5218.225	95.791	92.481	N/A	N/A	3.310	AV

Note 1: " * ", means this data is the worst emission level.

Note 2: Measure Level (dBμV/m) = Reading Level (dBμV) + Factor (dB/m).

Note 3: Factor (dB/m) = Cable Loss (dB) + Antenna Factor (dB/m) - Pre_Amplifier Gain (dB).

Site: WZ-AC1	Test Date: 2022-11-24
Limit: FCC_5G_RE(3m)	Engineer: Charles Zhang
Probe: BBHA9120D_1167_1-18GHz	Polarity: Horizontal
EUT: WiFi 6 (802.11ax) 4×4 MU-MIMO Dual Band Module	Power: AC 120V/60Hz
Test Mode: Transmit by 802.11ax-HE80 at 5290MHz	

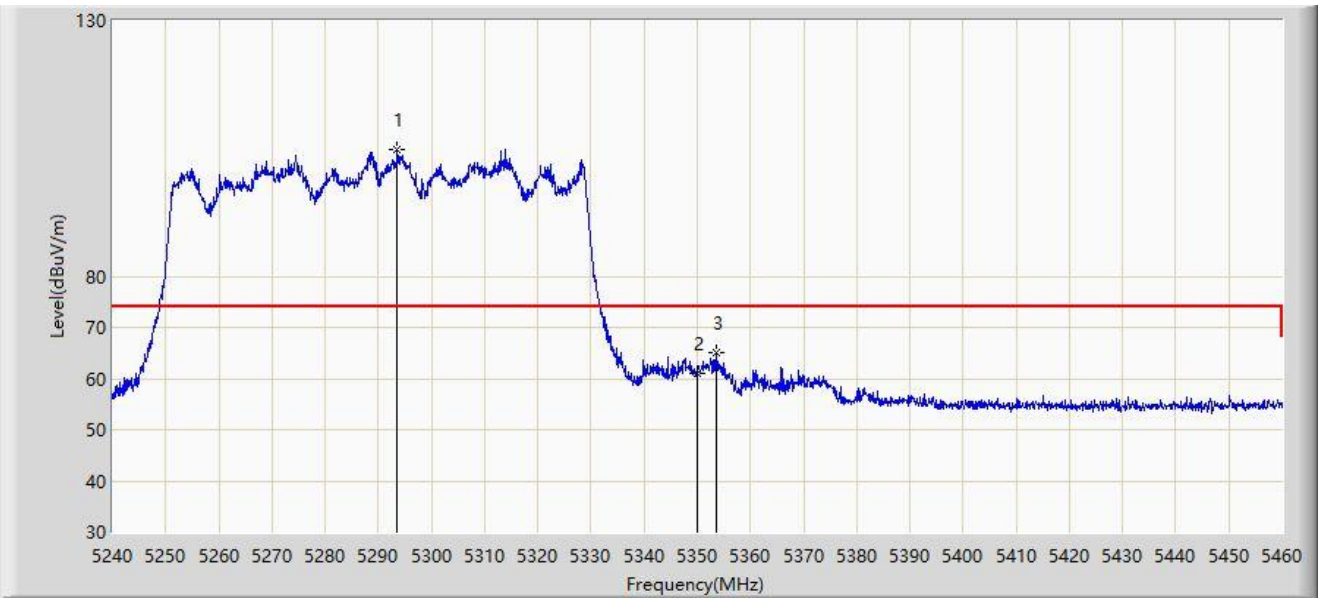

No	Mark	Frequency (MHz)	Measure Level (dBμV/m)	Reading Level (dBμV)	Margin (dB)	Limit (dBμV/m)	Factor (dB/m)	Type
1		5293.570	104.788	101.517	N/A	N/A	3.271	PK
2		5350.000	61.081	57.736	-12.919	74.000	3.344	PK
3	*	5353.520	65.193	61.886	-8.807	74.000	3.307	PK

Note 1: " * ", means this data is the worst emission level.

Note 2: Measure Level (dBμV/m) = Reading Level (dBμV) + Factor (dB/m).

Note 3: Factor (dB/m) = Cable Loss (dB) + Antenna Factor (dB/m) - Pre_Amplifier Gain (dB).

Site: WZ-AC1	Test Date: 2022-11-24
Limit: FCC_5G_RE(3m)	Engineer: Charles Zhang
Probe: BBHA9120D_1167_1-18GHz	Polarity: Horizontal
EUT: WiFi 6 (802.11ax) 4×4 MU-MIMO Dual Band Module	Power: AC 120V/60Hz
Test Mode: Transmit by 802.11ax-HE80 at 5290MHz	

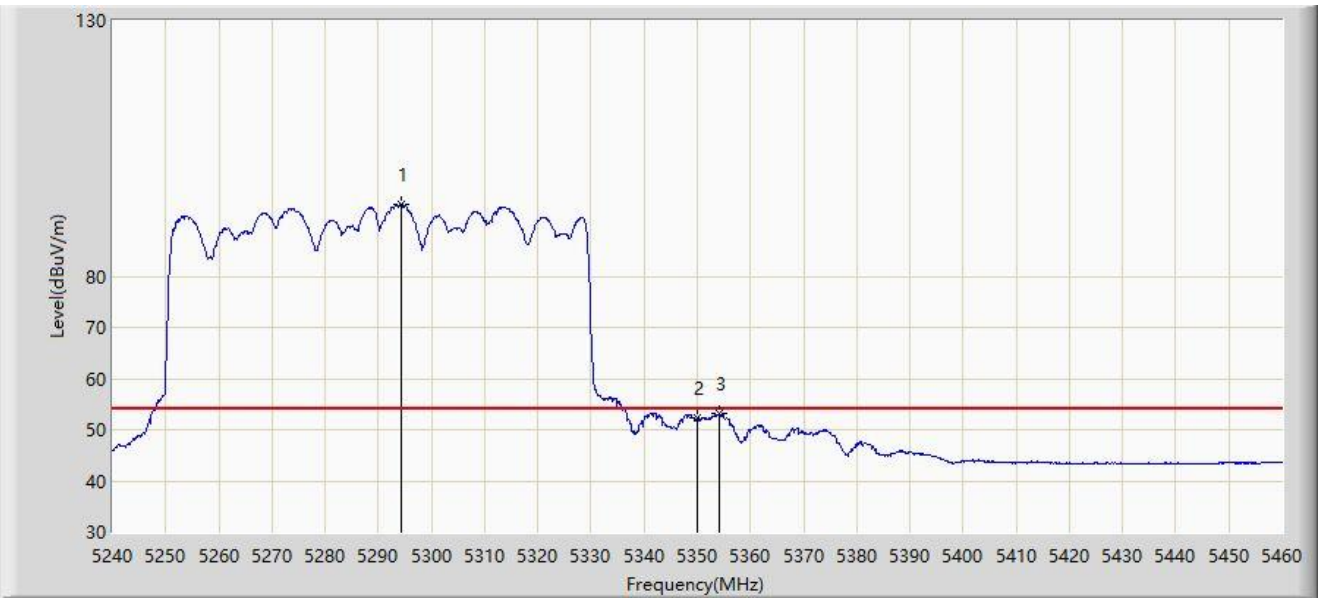

No	Mark	Frequency (MHz)	Measure Level (dBμV/m)	Reading Level (dBμV)	Margin (dB)	Limit (dBμV/m)	Factor (dB/m)	Type
1		5294.230	94.139	90.860	N/A	N/A	3.279	AV
2		5350.000	52.243	48.898	-1.757	54.000	3.344	AV
3	*	5354.180	53.075	49.770	-0.925	54.000	3.305	AV

Note 1: " * ", means this data is the worst emission level.

Note 2: Measure Level (dBμV/m) = Reading Level (dBμV) + Factor (dB/m).

Note 3: Factor (dB/m) = Cable Loss (dB) + Antenna Factor (dB/m) - Pre_Amplifier Gain (dB).

Site: WZ-AC1	Test Date: 2022-11-24
Limit: FCC_5G_RE(3m)	Engineer: Charles Zhang
Probe: BBHA9120D_1167_1-18GHz	Polarity: Vertical
EUT: WiFi 6 (802.11ax) 4×4 MU-MIMO Dual Band Module	Power: AC 120V/60Hz
Test Mode: Transmit by 802.11ax-HE80 at 5290MHz	

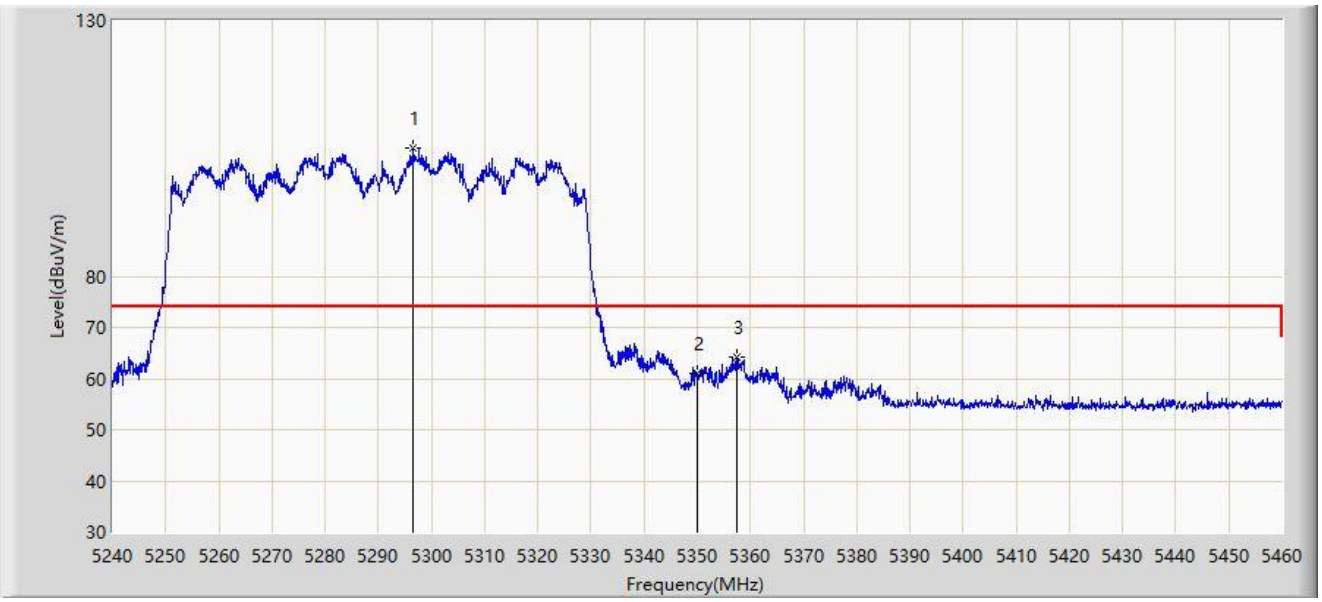

No	Mark	Frequency (MHz)	Measure Level (dBμV/m)	Reading Level (dBμV)	Margin (dB)	Limit (dBμV/m)	Factor (dB/m)	Type
1		5296.650	105.199	101.907	N/A	N/A	3.292	PK
2		5350.000	61.010	57.665	-12.990	74.000	3.344	PK
3	*	5357.480	64.319	61.024	-9.681	74.000	3.295	PK

Note 1: " * ", means this data is the worst emission level.

Note 2: Measure Level (dBμV/m) = Reading Level (dBμV) + Factor (dB/m).

Note 3: Factor (dB/m) = Cable Loss (dB) + Antenna Factor (dB/m) - Pre_Amplifier Gain (dB).

Site: WZ-AC1	Test Date: 2022-11-24
Limit: FCC_5G_RE(3m)	Engineer: Charles Zhang
Probe: BBHA9120D_1167_1-18GHz	Polarity: Vertical
EUT: WiFi 6 (802.11ax) 4×4 MU-MIMO Dual Band Module	Power: AC 120V/60Hz
Test Mode: Transmit by 802.11ax-HE80 at 5290MHz	

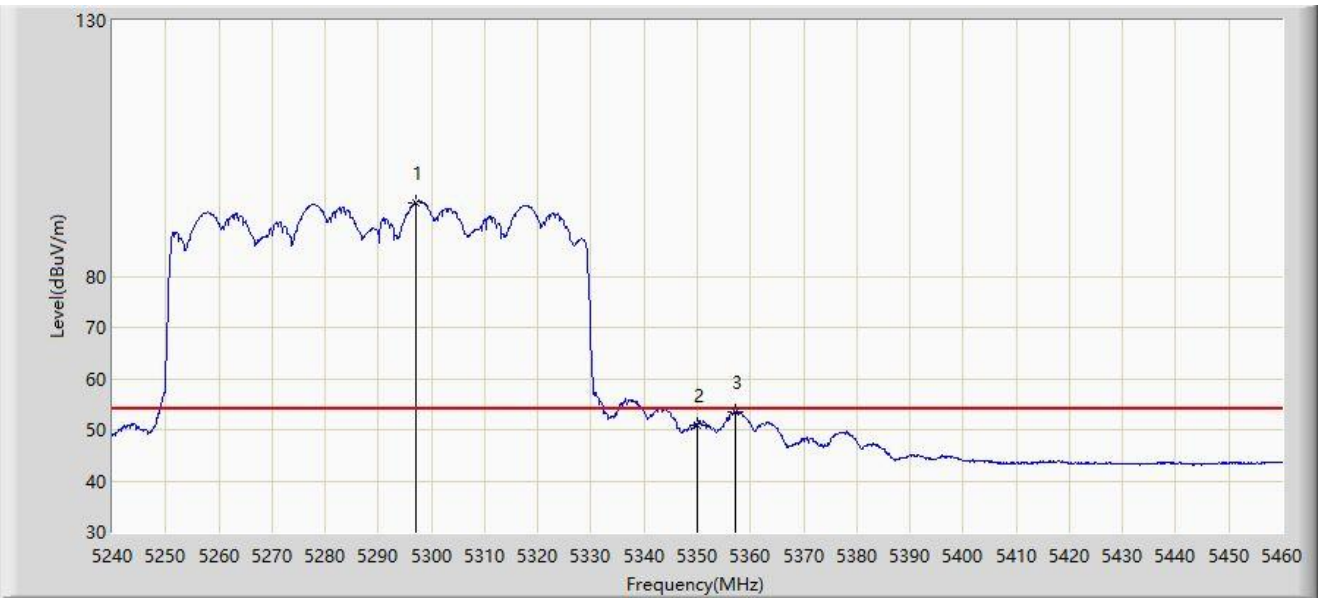

No	Mark	Frequency (MHz)	Measure Level (dBμV/m)	Reading Level (dBμV)	Margin (dB)	Limit (dBμV/m)	Factor (dB/m)	Type
1		5297.090	94.465	91.173	N/A	N/A	3.292	AV
2		5350.000	50.992	47.647	-3.008	54.000	3.344	AV
3	*	5357.150	53.537	50.241	-0.463	54.000	3.295	AV

Note 1: " * ", means this data is the worst emission level.

Note 2: Measure Level (dBμV/m) = Reading Level (dBμV) + Factor (dB/m).

Note 3: Factor (dB/m) = Cable Loss (dB) + Antenna Factor (dB/m) - Pre_Amplifier Gain (dB).

Site: WZ-AC1	Test Date: 2022-11-24
Limit: FCC_5G_RE(3m)	Engineer: Charles Zhang
Probe: BBHA9120D_1167_1-18GHz	Polarity: Horizontal
EUT: WiFi 6 (802.11ax) 4×4 MU-MIMO Dual Band Module	Power: AC 120V/60Hz
Test Mode: Transmit by 802.11ax-HE80 at 5530MHz	

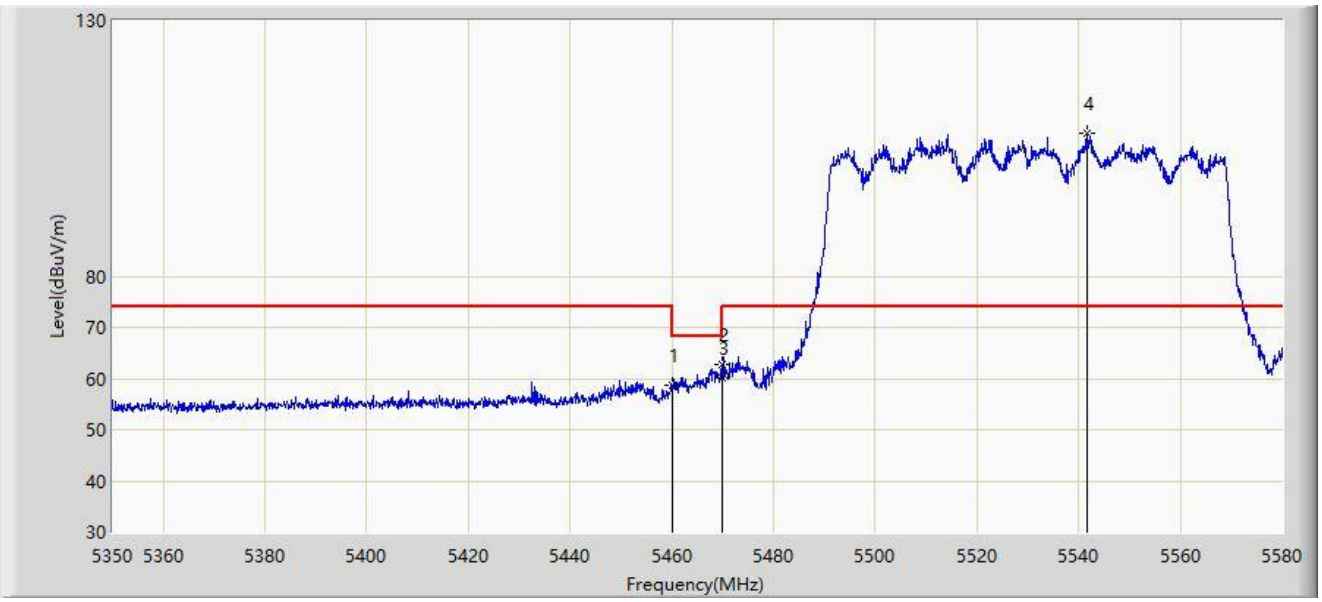

No	Mark	Frequency (MHz)	Measure Level (dBμV/m)	Reading Level (dBμV)	Margin (dB)	Limit (dBμV/m)	Factor (dB/m)	Type
1		5460.000	58.742	55.112	-15.258	74.000	3.630	PK
2	*	5469.830	62.834	59.144	-5.366	68.200	3.690	PK
3		5470.000	60.197	56.506	-8.003	68.200	3.691	PK
4		5541.590	107.892	104.251	N/A	N/A	3.641	PK

Note 1: " * ", means this data is the worst emission level.

Note 2: Measure Level (dBμV/m) = Reading Level (dBμV) + Factor (dB/m).

Note 3: Factor (dB/m) = Cable Loss (dB) + Antenna Factor (dB/m) - Pre_Amplifier Gain (dB).

Site: WZ-AC1	Test Date: 2022-11-24
Limit: FCC_5G_RE(3m)	Engineer: Charles Zhang
Probe: BBHA9120D_1167_1-18GHz	Polarity: Horizontal
EUT: WiFi 6 (802.11ax) 4×4 MU-MIMO Dual Band Module	Power: AC 120V/60Hz
Test Mode: Transmit by 802.11ax-HE80 at 5530MHz	

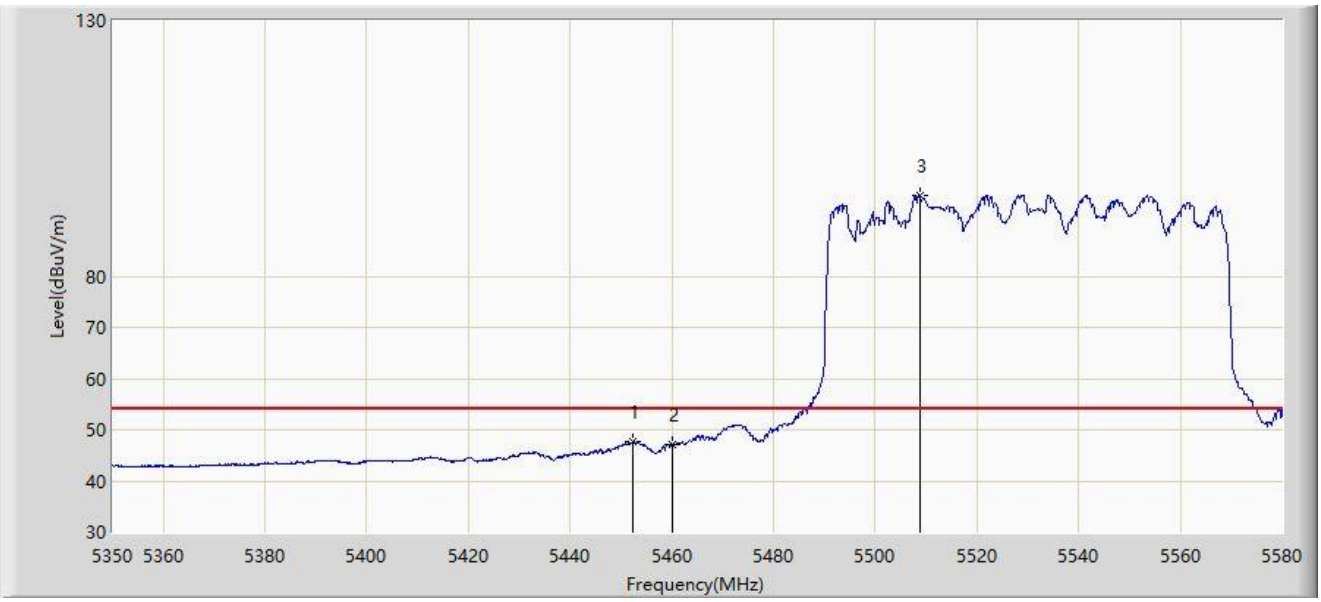

No	Mark	Frequency (MHz)	Measure Level (dBμV/m)	Reading Level (dBμV)	Margin (dB)	Limit (dBμV/m)	Factor (dB/m)	Type
1	*	5452.350	47.624	44.068	-6.376	54.000	3.556	AV
2		5460.000	47.196	43.566	-6.804	54.000	3.630	AV
3		5508.700	95.685	91.881	N/A	N/A	3.805	AV

Note 1: " * ", means this data is the worst emission level.

Note 2: Measure Level (dBμV/m) = Reading Level (dBμV) + Factor (dB/m).

Note 3: Factor (dB/m) = Cable Loss (dB) + Antenna Factor (dB/m) - Pre_Amplifier Gain (dB).

Site: WZ-AC1	Test Date: 2022-11-24
Limit: FCC_5G_RE(3m)	Engineer: Charles Zhang
Probe: BBHA9120D_1167_1-18GHz	Polarity: Vertical
EUT: WiFi 6 (802.11ax) 4×4 MU-MIMO Dual Band Module	Power: AC 120V/60Hz
Test Mode: Transmit by 802.11ax-HE80 at 5530MHz	

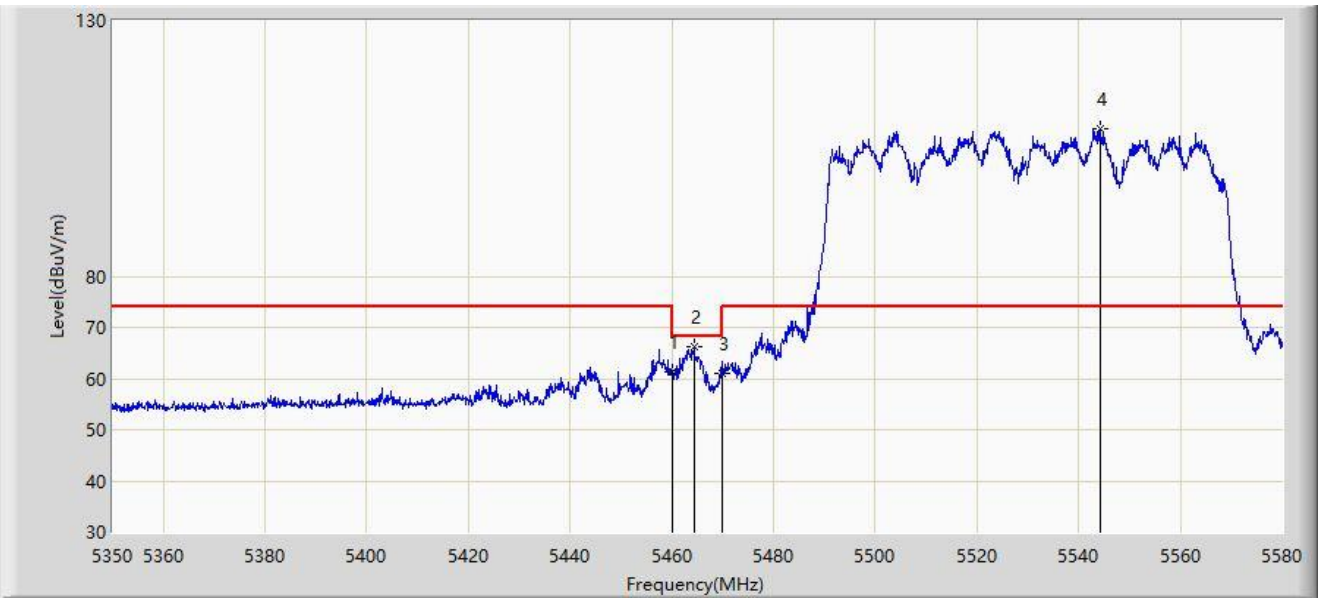

No	Mark	Frequency (MHz)	Measure Level (dBμV/m)	Reading Level (dBμV)	Margin (dB)	Limit (dBμV/m)	Factor (dB/m)	Type
1		5460.000	61.170	57.540	-12.830	74.000	3.630	PK
2	*	5464.425	66.204	62.547	-1.996	68.200	3.658	PK
3		5470.000	60.875	57.184	-7.325	68.200	3.691	PK
4		5544.120	108.963	105.294	N/A	N/A	3.670	PK

Note 1: " * ", means this data is the worst emission level.

Note 2: Measure Level (dBμV/m) = Reading Level (dBμV) + Factor (dB/m).

Note 3: Factor (dB/m) = Cable Loss (dB) + Antenna Factor (dB/m) - Pre_Amplifier Gain (dB).

Site: WZ-AC1	Test Date: 2022-11-24
Limit: FCC_5G_RE(3m)	Engineer: Charles Zhang
Probe: BBHA9120D_1167_1-18GHz	Polarity: Vertical
EUT: WiFi 6 (802.11ax) 4×4 MU-MIMO Dual Band Module	Power: AC 120V/60Hz
Test Mode: Transmit by 802.11ax-HE80 at 5530MHz	

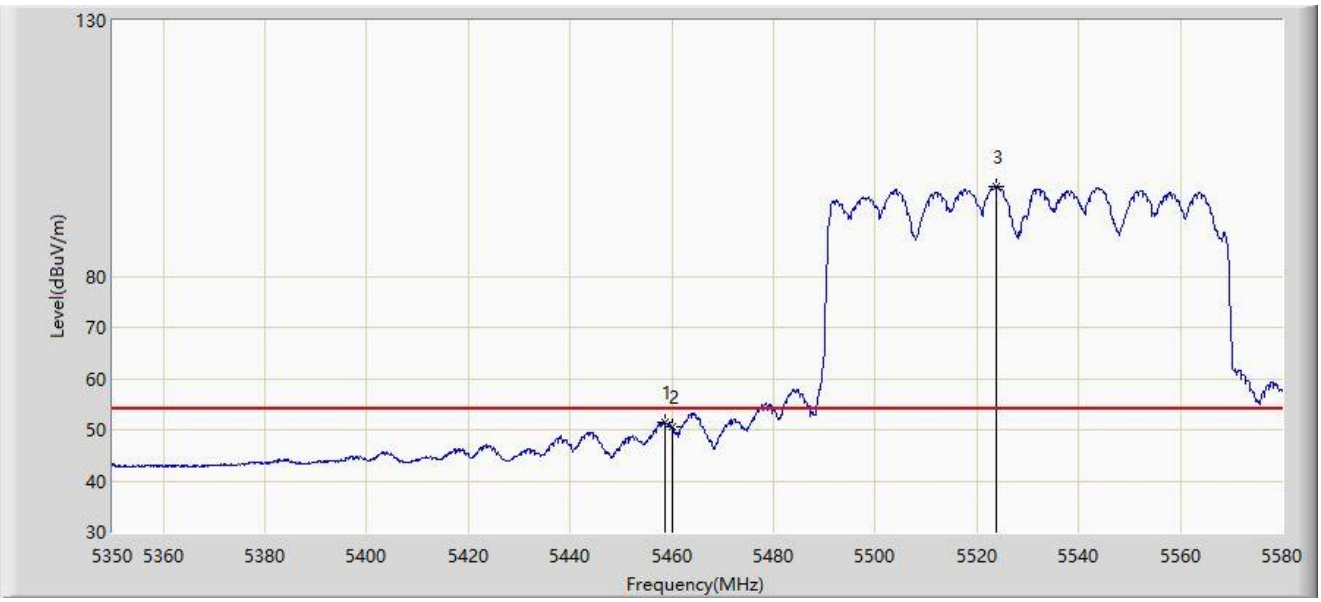

No	Mark	Frequency (MHz)	Measure Level (dBμV/m)	Reading Level (dBμV)	Margin (dB)	Limit (dBμV/m)	Factor (dB/m)	Type
1	*	5458.560	51.435	47.813	-2.565	54.000	3.621	AV
2		5460.000	50.556	46.926	-3.444	54.000	3.630	AV
3		5523.880	97.554	93.913	N/A	N/A	3.641	AV

Note 1: " * ", means this data is the worst emission level.

Note 2: Measure Level (dBμV/m) = Reading Level (dBμV) + Factor (dB/m).

Note 3: Factor (dB/m) = Cable Loss (dB) + Antenna Factor (dB/m) - Pre_Amplifier Gain (dB).

Site: WZ-AC1	Test Date: 2022-11-24
Limit: FCC_5G_RE(3m)	Engineer: Charles Zhang
Probe: BBHA9120D_1167_1-18GHz	Polarity: Horizontal
EUT: WiFi 6 (802.11ax) 4×4 MU-MIMO Dual Band Module	Power: AC 120V/60Hz
Test Mode: Transmit by 802.11ax-HE80 at 5610MHz	

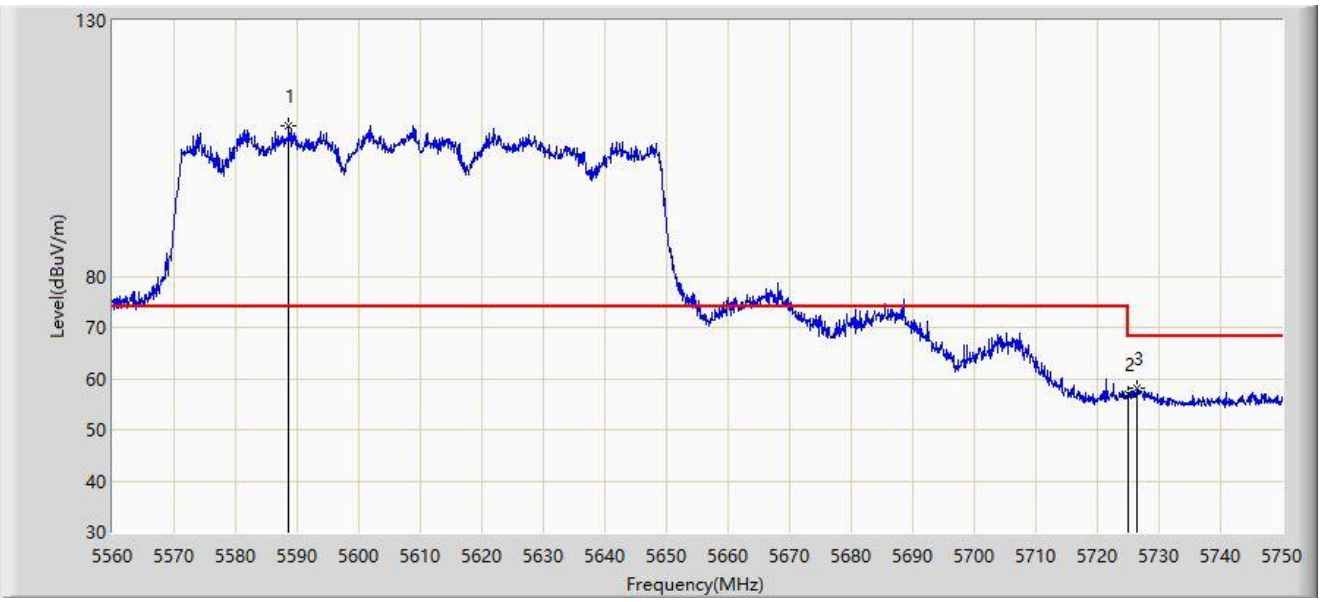

No	Mark	Frequency (MHz)	Measure Level (dBμV/m)	Reading Level (dBμV)	Margin (dB)	Limit (dBμV/m)	Factor (dB/m)	Type
1		5588.690	109.478	105.601	N/A	N/A	3.877	PK
2		5725.000	57.099	53.156	-11.101	68.200	3.943	PK
3	*	5726.535	58.147	54.196	-10.053	68.200	3.952	PK

Note 1: " * ", means this data is the worst emission level.

Note 2: Measure Level (dBμV/m) = Reading Level (dBμV) + Factor (dB/m).

Note 3: Factor (dB/m) = Cable Loss (dB) + Antenna Factor (dB/m) - Pre_Amplifier Gain (dB).

Site: WZ-AC1	Test Date: 2022-11-24
Limit: FCC_5G_RE(3m)	Engineer: Charles Zhang
Probe: BBHA9120D_1167_1-18GHz	Polarity: Vertical
EUT: WiFi 6 (802.11ax) 4×4 MU-MIMO Dual Band Module	Power: AC 120V/60Hz
Test Mode: Transmit by 802.11ax-HE80 at 5610MHz	

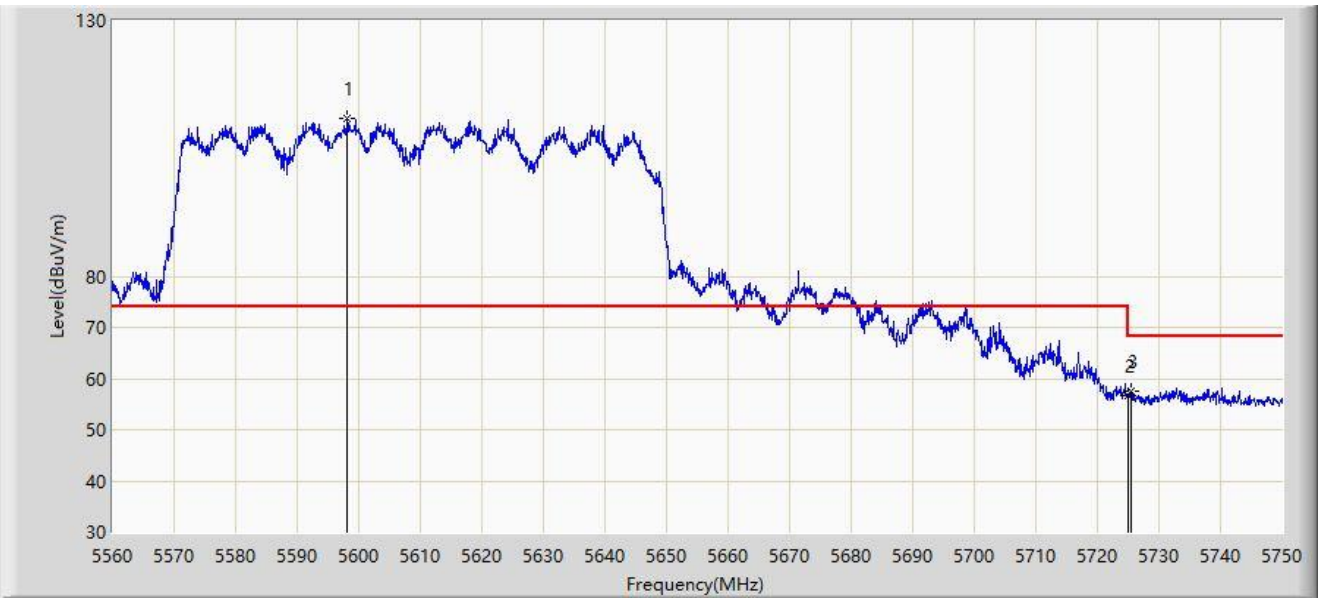

No	Mark	Frequency (MHz)	Measure Level (dBμV/m)	Reading Level (dBμV)	Margin (dB)	Limit (dBμV/m)	Factor (dB/m)	Type
1		5598.095	110.830	106.954	N/A	N/A	3.875	PK
2		5725.000	56.611	52.668	-11.589	68.200	3.943	PK
3	*	5725.490	57.517	53.573	-10.683	68.200	3.944	PK

Note 1: " * ", means this data is the worst emission level.

Note 2: Measure Level (dBμV/m) = Reading Level (dBμV) + Factor (dB/m).

Note 3: Factor (dB/m) = Cable Loss (dB) + Antenna Factor (dB/m) - Pre_Amplifier Gain (dB).

Site: WZ-AC1	Test Date: 2022-11-22
Limit: FCC_5.8G_RE(3m)	Engineer: Charles Zhang
Probe: BBHA9120D_1167_1-18GHz	Polarity: Horizontal
EUT: WiFi 6 (802.11ax) 4×4 MU-MIMO Dual Band Module	Power: AC 120V/60Hz
Test Mode: Transmit by 802.11ax-HE80 at 5775MHz	

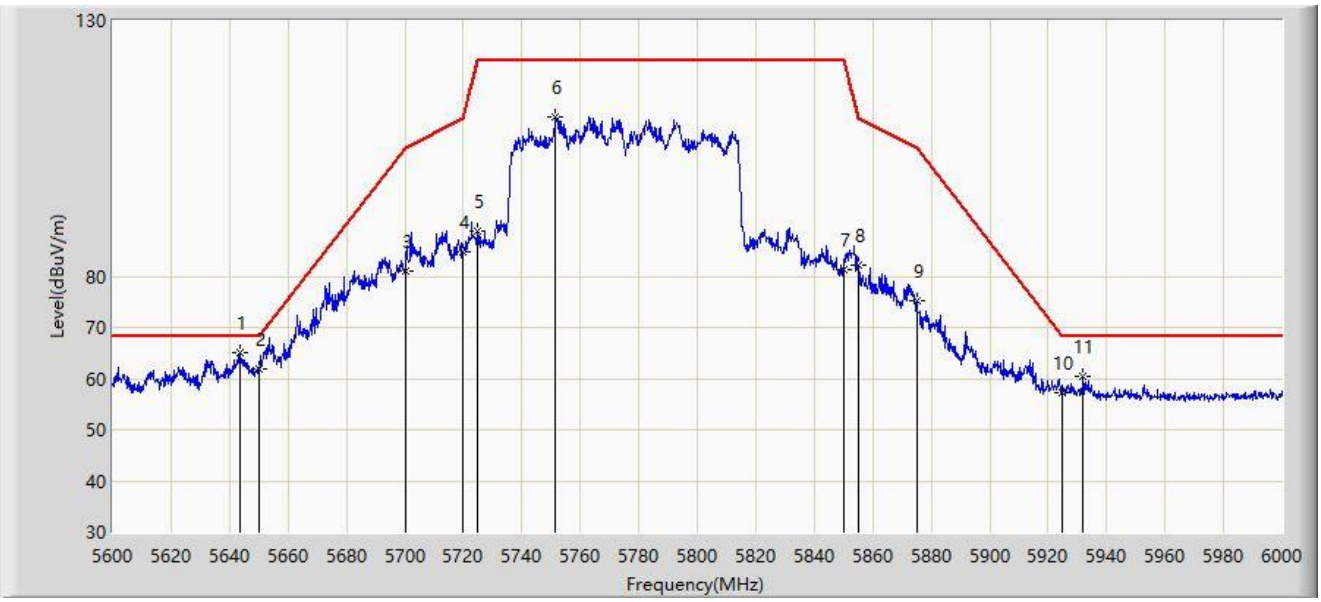

No	Mark	Frequency (MHz)	Measure Level (dBμV/m)	Reading Level (dBμV)	Margin (dB)	Limit (dBμV/m)	Factor (dB/m)	Type
1	*	5643.800	65.071	61.300	-3.129	68.200	3.771	PK
2		5650.000	61.882	57.968	-6.318	68.200	3.914	PK
3		5700.000	81.153	77.238	-24.047	105.200	3.916	PK
4		5720.000	84.681	80.752	-26.119	110.800	3.929	PK
5		5725.000	88.778	84.835	-33.422	122.200	3.943	PK
6		5751.400	111.229	107.033	N/A	N/A	4.196	PK
7		5850.000	81.207	76.763	-40.993	122.200	4.444	PK
8		5855.000	82.220	77.820	-28.580	110.800	4.400	PK
9		5875.000	75.151	70.840	-30.049	105.200	4.312	PK
10		5925.000	57.168	52.537	-11.032	68.200	4.630	PK
11		5932.000	60.339	55.721	-7.861	68.200	4.618	PK

Note 1: " * ", means this data is the worst emission level.

Note 2: Measure Level (dBμV/m) = Reading Level (dBμV) + Factor (dB/m).

Note 3: Factor (dB/m) = Cable Loss (dB) + Antenna Factor (dB/m) - Pre_Amplifier Gain (dB).

Site: WZ-AC1	Test Date: 2022-11-22
Limit: FCC_5.8G_RE(3m)	Engineer: Charles Zhang
Probe: BBHA9120D_1167_1-18GHz	Polarity: Vertical
EUT: WiFi 6 (802.11ax) 4×4 MU-MIMO Dual Band Module	Power: AC 120V/60Hz
Test Mode: Transmit by 802.11ax-HE80 at 5775MHz	

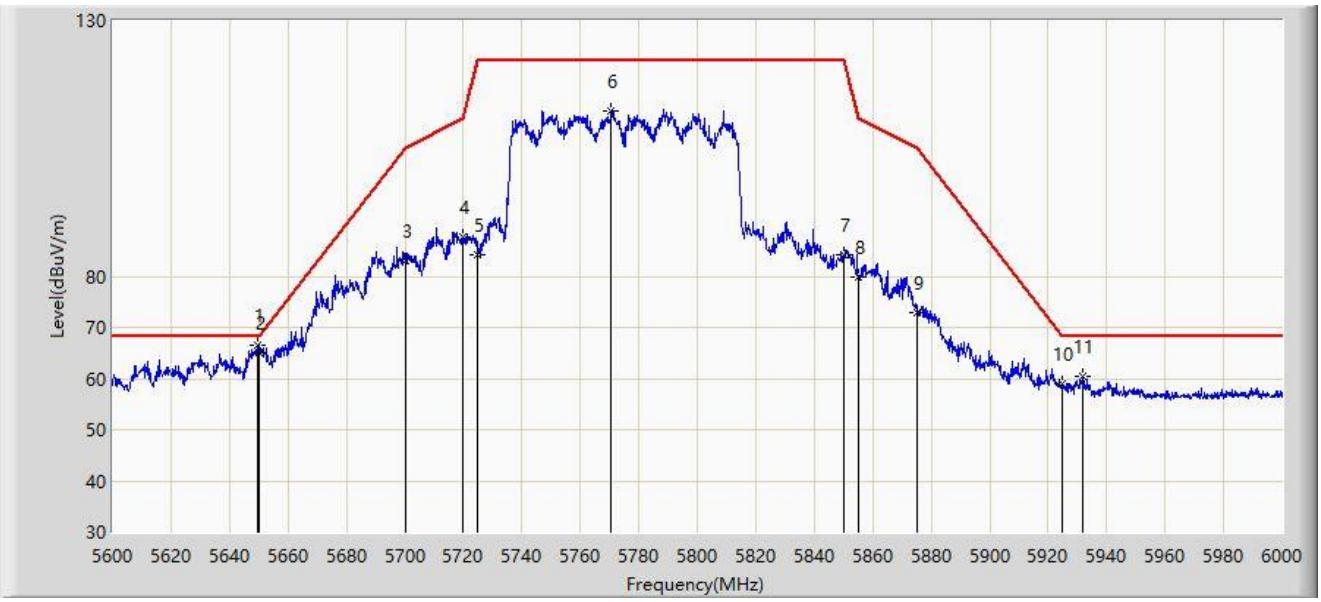

No	Mark	Frequency (MHz)	Measure Level (dBμV/m)	Reading Level (dBμV)	Margin (dB)	Limit (dBμV/m)	Factor (dB/m)	Type
1	*	5649.600	66.626	62.721	-1.574	68.200	3.905	PK
2		5650.000	65.072	61.158	-3.128	68.200	3.914	PK
3		5700.000	82.973	79.058	-22.227	105.200	3.916	PK
4		5720.000	87.707	83.778	-23.093	110.800	3.929	PK
5		5725.000	84.345	80.402	-37.855	122.200	3.943	PK
6		5770.400	112.201	108.004	N/A	N/A	4.196	PK
7		5850.000	84.159	79.715	-38.041	122.200	4.444	PK
8		5855.000	79.961	75.561	-30.839	110.800	4.400	PK
9		5875.000	72.995	68.684	-32.205	105.200	4.312	PK
10		5925.000	58.902	54.271	-9.298	68.200	4.630	PK
11		5932.000	60.308	55.690	-7.892	68.200	4.618	PK

Note 1: " * ", means this data is the worst emission level.

Note 2: Measure Level (dBμV/m) = Reading Level (dBμV) + Factor (dB/m).

Note 3: Factor (dB/m) = Cable Loss (dB) + Antenna Factor (dB/m) - Pre_Amplifier Gain (dB).

Site: WZ-AC1	Test Date: 2022-11-24
Limit: FCC_5G_RE(3m)	Engineer: Charles Zhang
Probe: BBHA9120D_1167_1-18GHz	Polarity: Horizontal
EUT: WiFi 6 (802.11ax) 4×4 MU-MIMO Dual Band Module	Power: AC 120V/60Hz
Test Mode: Transmit by 802.11ax-HE160 at 5250MHz	

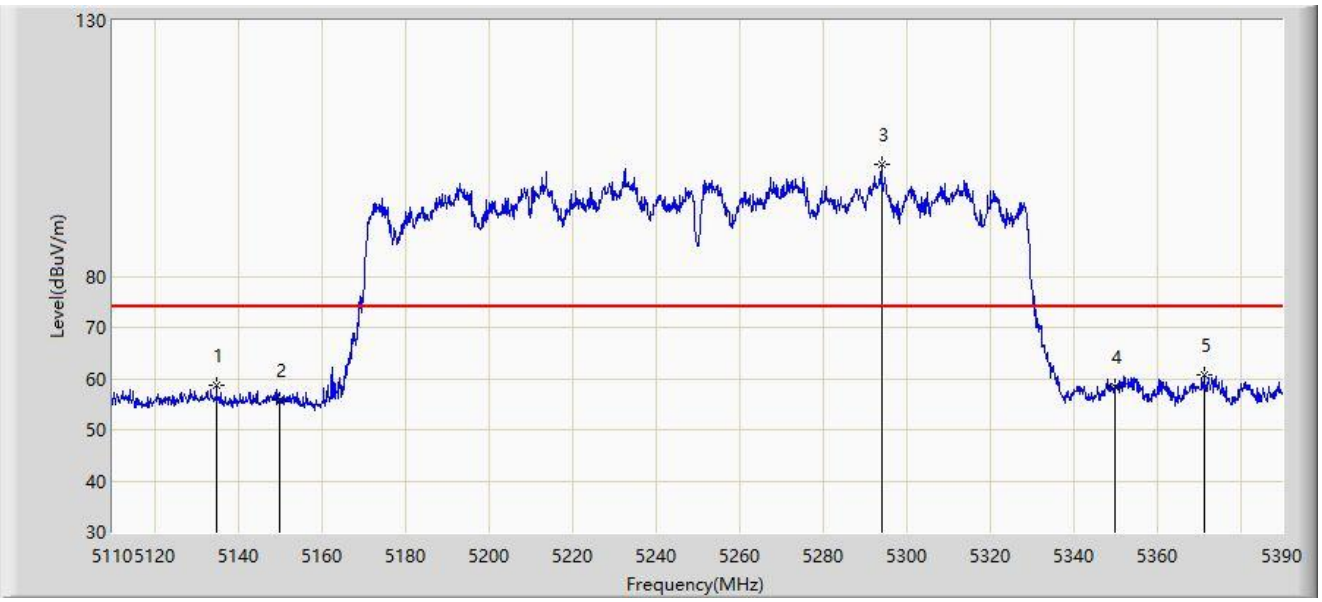

No	Mark	Frequency (MHz)	Measure Level (dBμV/m)	Reading Level (dBμV)	Margin (dB)	Limit (dBμV/m)	Factor (dB/m)	Type
1		5134.920	58.679	55.069	-15.321	74.000	3.611	PK
2		5150.000	55.669	52.028	-18.331	74.000	3.641	PK
3		5294.240	101.917	98.638	N/A	N/A	3.279	PK
4		5350.000	58.429	55.084	-15.571	74.000	3.344	PK
5	*	5371.240	60.770	57.442	-13.230	74.000	3.328	PK

Note 1: " * ", means this data is the worst emission level.

Note 2: Measure Level (dBμV/m) = Reading Level (dBμV) + Factor (dB/m).

Note 3: Factor (dB/m) = Cable Loss (dB) + Antenna Factor (dB/m) - Pre_Amplifier Gain (dB).

Site: WZ-AC1	Test Date: 2022-11-24
Limit: FCC_5G_RE(3m)	Engineer: Charles Zhang
Probe: BBHA9120D_1167_1-18GHz	Polarity: Horizontal
EUT: WiFi 6 (802.11ax) 4×4 MU-MIMO Dual Band Module	Power: AC 120V/60Hz
Test Mode: Transmit by 802.11ax-HE160 at 5250MHz	

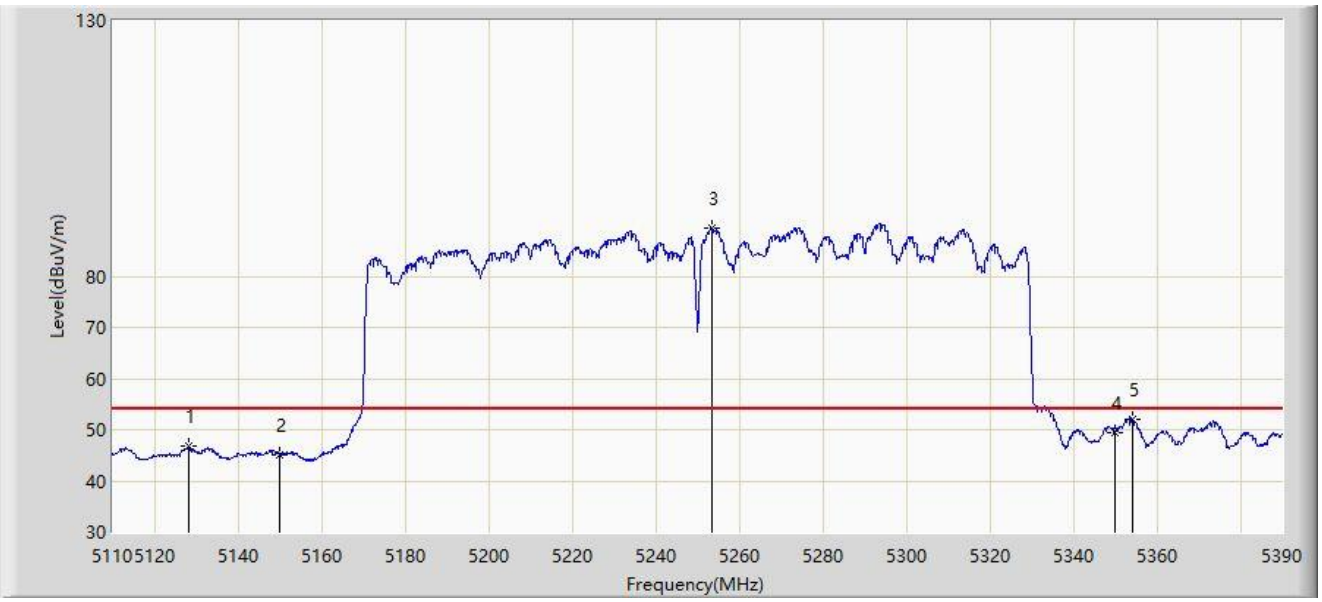

No	Mark	Frequency (MHz)	Measure Level (dBμV/m)	Reading Level (dBμV)	Margin (dB)	Limit (dBμV/m)	Factor (dB/m)	Type
1		5128.340	46.676	43.129	-7.324	54.000	3.548	AV
2		5150.000	45.182	41.541	-8.818	54.000	3.641	AV
3		5253.360	89.477	86.190	N/A	N/A	3.287	AV
4		5350.000	49.525	46.180	-4.475	54.000	3.344	AV
5	*	5354.160	52.167	48.862	-1.833	54.000	3.305	AV

Note 1: " * ", means this data is the worst emission level.

Note 2: Measure Level (dBμV/m) = Reading Level (dBμV) + Factor (dB/m).

Note 3: Factor (dB/m) = Cable Loss (dB) + Antenna Factor (dB/m) - Pre_Amplifier Gain (dB).

Site: WZ-AC1	Test Date: 2022-11-24
Limit: FCC_5G_RE(3m)	Engineer: Charles Zhang
Probe: BBHA9120D_1167_1-18GHz	Polarity: Vertical
EUT: WiFi 6 (802.11ax) 4×4 MU-MIMO Dual Band Module	Power: AC 120V/60Hz
Test Mode: Transmit by 802.11ax-HE160 at 5250MHz	

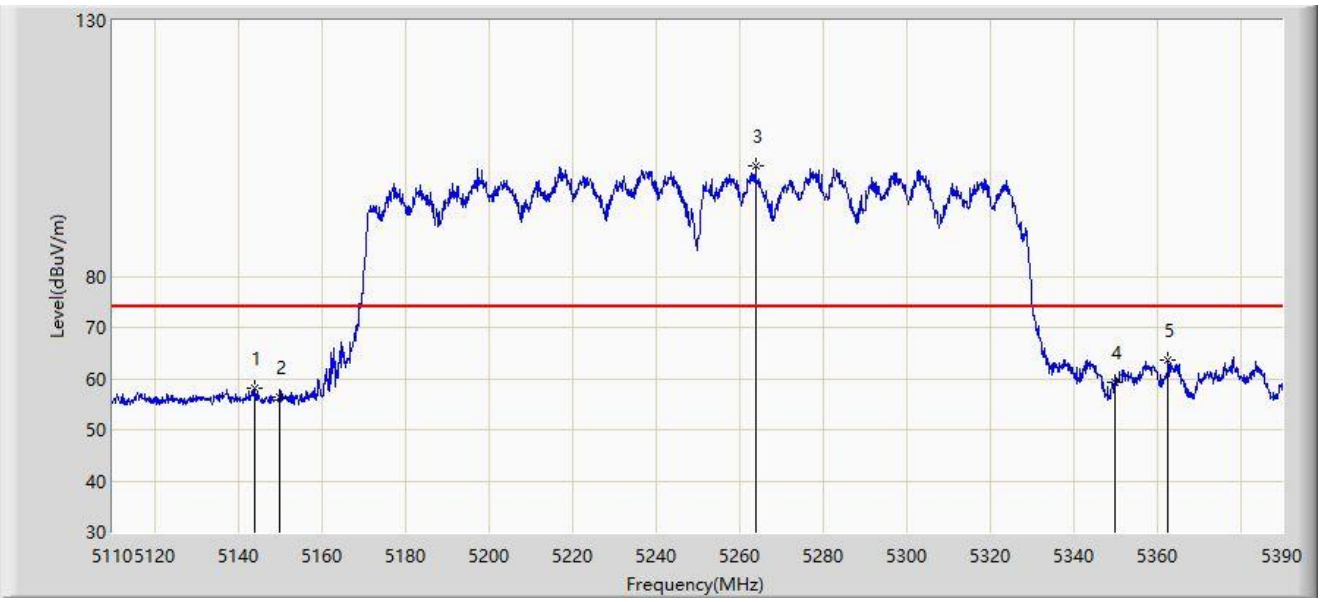

No	Mark	Frequency (MHz)	Measure Level (dBμV/m)	Reading Level (dBμV)	Margin (dB)	Limit (dBμV/m)	Factor (dB/m)	Type
1		5143.880	58.102	54.465	-15.898	74.000	3.637	PK
2		5150.000	56.402	52.761	-17.598	74.000	3.641	PK
3		5263.860	101.588	98.383	N/A	N/A	3.205	PK
4		5350.000	59.346	56.001	-14.654	74.000	3.344	PK
5	*	5362.700	63.590	60.310	-10.410	74.000	3.280	PK

Note 1: " * ", means this data is the worst emission level.

Note 2: Measure Level (dBμV/m) = Reading Level (dBμV) + Factor (dB/m).

Note 3: Factor (dB/m) = Cable Loss (dB) + Antenna Factor (dB/m) - Pre_Amplifier Gain (dB).

Site: WZ-AC1	Test Date: 2022-11-24
Limit: FCC_5G_RE(3m)	Engineer: Charles Zhang
Probe: BBHA9120D_1167_1-18GHz	Polarity: Vertical
EUT: WiFi 6 (802.11ax) 4×4 MU-MIMO Dual Band Module	Power: AC 120V/60Hz
Test Mode: Transmit by 802.11ax-HE160 at 5250MHz	

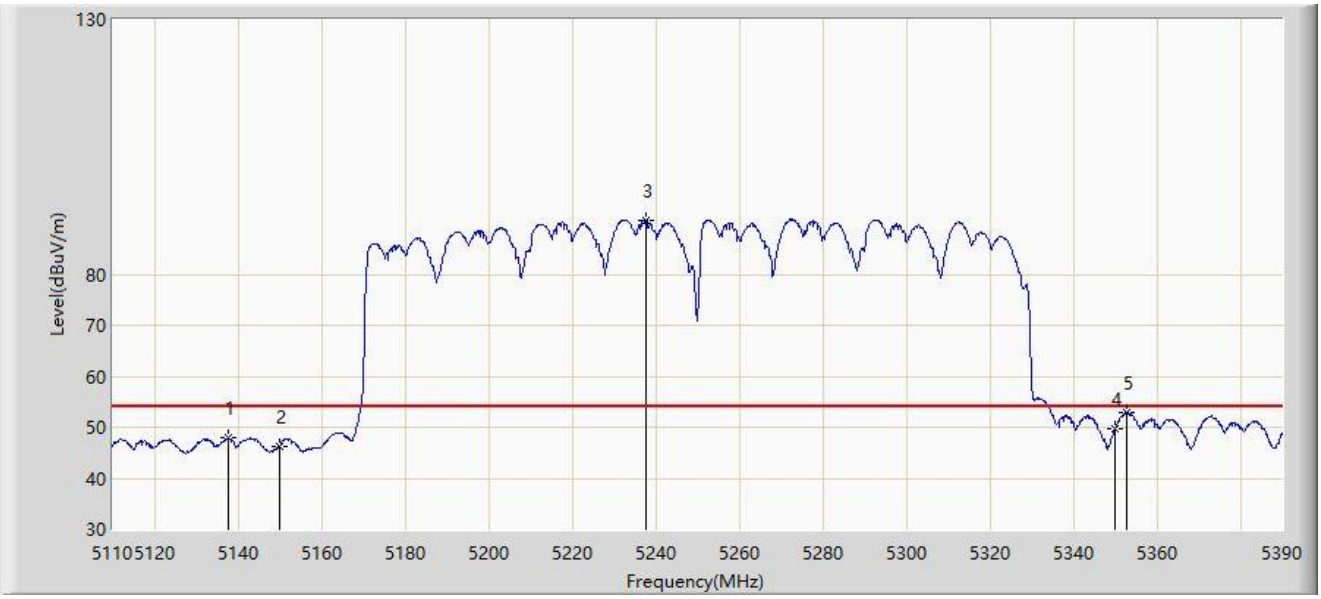

No	Mark	Frequency (MHz)	Measure Level (dBμV/m)	Reading Level (dBμV)	Margin (dB)	Limit (dBμV/m)	Factor (dB/m)	Type
1		5137.860	47.881	44.262	-6.119	54.000	3.619	AV
2		5150.000	46.283	42.642	-7.717	54.000	3.641	AV
3		5237.680	90.507	87.137	N/A	N/A	3.369	AV
4		5350.000	49.591	46.246	-4.409	54.000	3.344	AV
5	*	5352.900	52.864	49.556	-1.136	54.000	3.309	AV

Note 1: " * ", means this data is the worst emission level.

Note 2: Measure Level (dBμV/m) = Reading Level (dBμV) + Factor (dB/m).

Note 3: Factor (dB/m) = Cable Loss (dB) + Antenna Factor (dB/m) - Pre_Amplifier Gain (dB).

Site: WZ-AC1	Test Date: 2022-11-24
Limit: FCC_5G_RE(3m)	Engineer: Charles Zhang
Probe: BBHA9120D_1167_1-18GHz	Polarity: Horizontal
EUT: WiFi 6 (802.11ax) 4×4 MU-MIMO Dual Band Module	Power: AC 120V/60Hz
Test Mode: Transmit by 802.11ax-HE160 at 5570MHz	

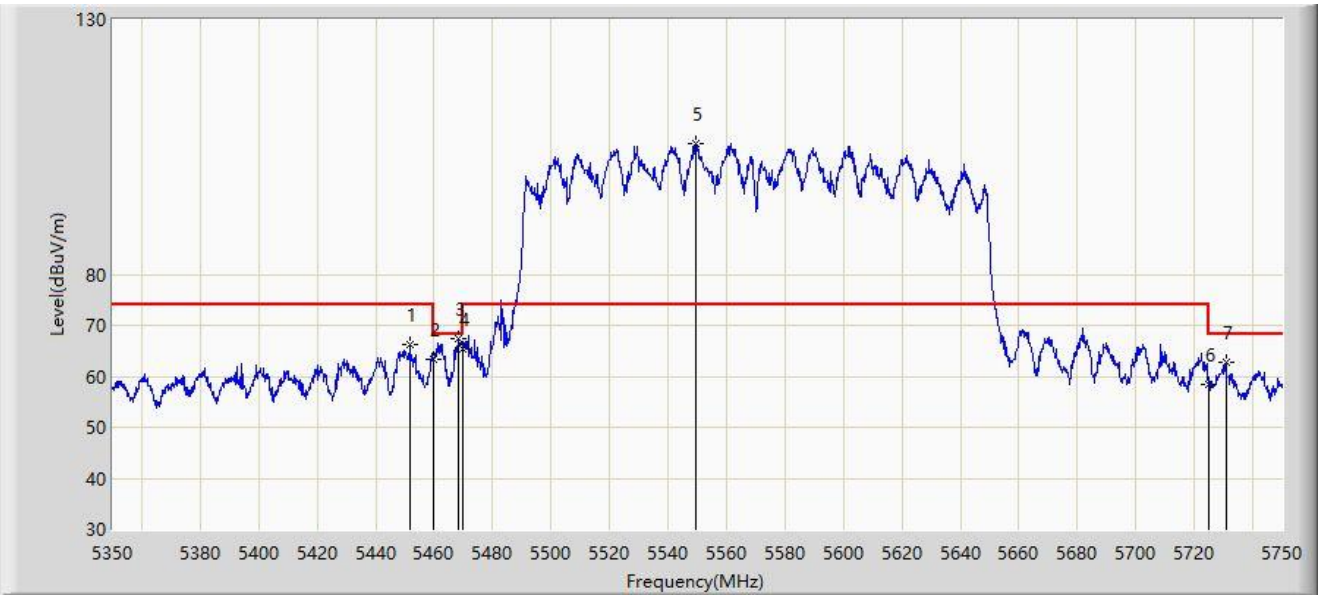

No	Mark	Frequency (MHz)	Measure Level (dBμV/m)	Reading Level (dBμV)	Margin (dB)	Limit (dBμV/m)	Factor (dB/m)	Type
1		5451.800	66.302	62.747	-7.698	74.000	3.555	PK
2		5460.000	63.286	59.656	-10.714	74.000	3.630	PK
3	*	5468.400	67.452	63.771	-0.748	68.200	3.682	PK
4		5470.000	65.458	61.767	-2.742	68.200	3.691	PK
5		5549.600	105.563	101.859	N/A	N/A	3.704	PK
6		5725.000	58.548	54.605	-9.652	68.200	3.943	PK
7		5730.800	62.716	58.710	-5.484	68.200	4.005	PK

Note 1: " * ", means this data is the worst emission level.

Note 2: Measure Level (dBμV/m) = Reading Level (dBμV) + Factor (dB/m).

Note 3: Factor (dB/m) = Cable Loss (dB) + Antenna Factor (dB/m) - Pre_Amplifier Gain (dB).

Site: WZ-AC1	Test Date: 2022-11-24
Limit: FCC_5G_RE(3m)	Engineer: Charles Zhang
Probe: BBHA9120D_1167_1-18GHz	Polarity: Horizontal
EUT: WiFi 6 (802.11ax) 4×4 MU-MIMO Dual Band Module	Power: AC 120V/60Hz
Test Mode: Transmit by 802.11ax-HE160 at 5570MHz	

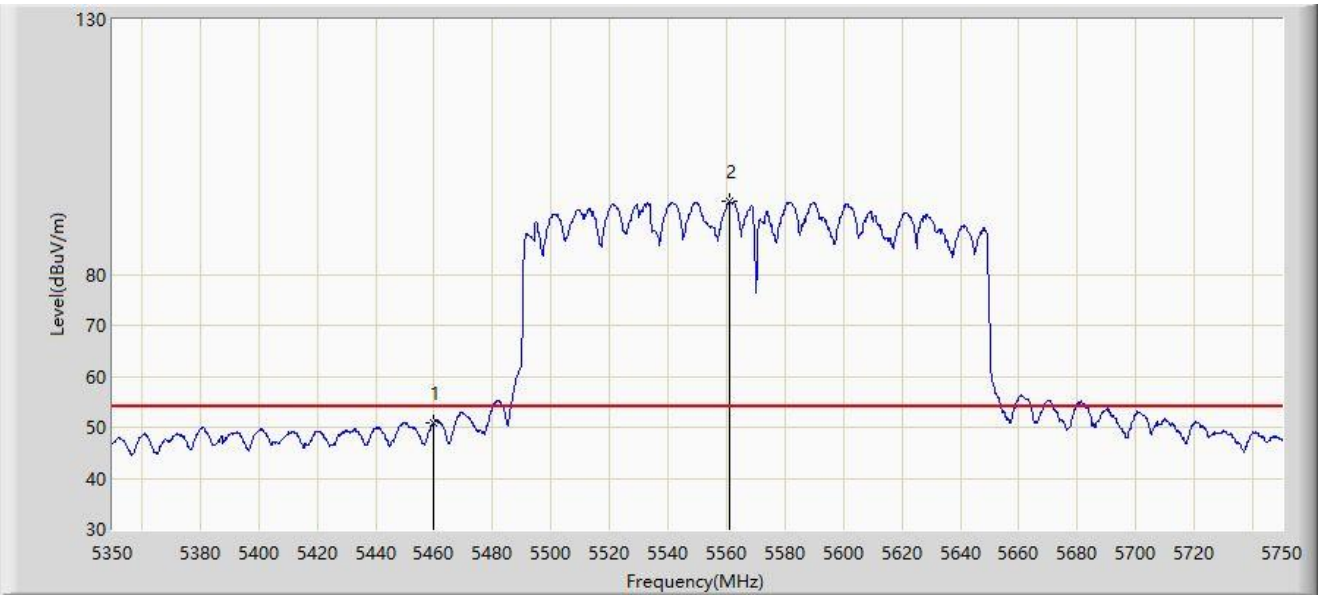

No	Mark	Frequency (MHz)	Measure Level (dBμV/m)	Reading Level (dBμV)	Margin (dB)	Limit (dBμV/m)	Factor (dB/m)	Type
1	*	5460.000	51.014	47.384	-2.986	54.000	3.630	AV
2		5561.200	94.461	90.709	N/A	N/A	3.753	AV

Note 1: " * ", means this data is the worst emission level.

Note 2: Measure Level (dBμV/m) = Reading Level (dBμV) + Factor (dB/m).

Note 3: Factor (dB/m) = Cable Loss (dB) + Antenna Factor (dB/m) - Pre_Amplifier Gain (dB).

Site: WZ-AC1	Test Date: 2022-11-24
Limit: FCC_5G_RE(3m)	Engineer: Charles Zhang
Probe: BBHA9120D_1167_1-18GHz	Polarity: Vertical
EUT: WiFi 6 (802.11ax) 4×4 MU-MIMO Dual Band Module	Power: AC 120V/60Hz
Test Mode: Transmit by 802.11ax-HE160 at 5570MHz	

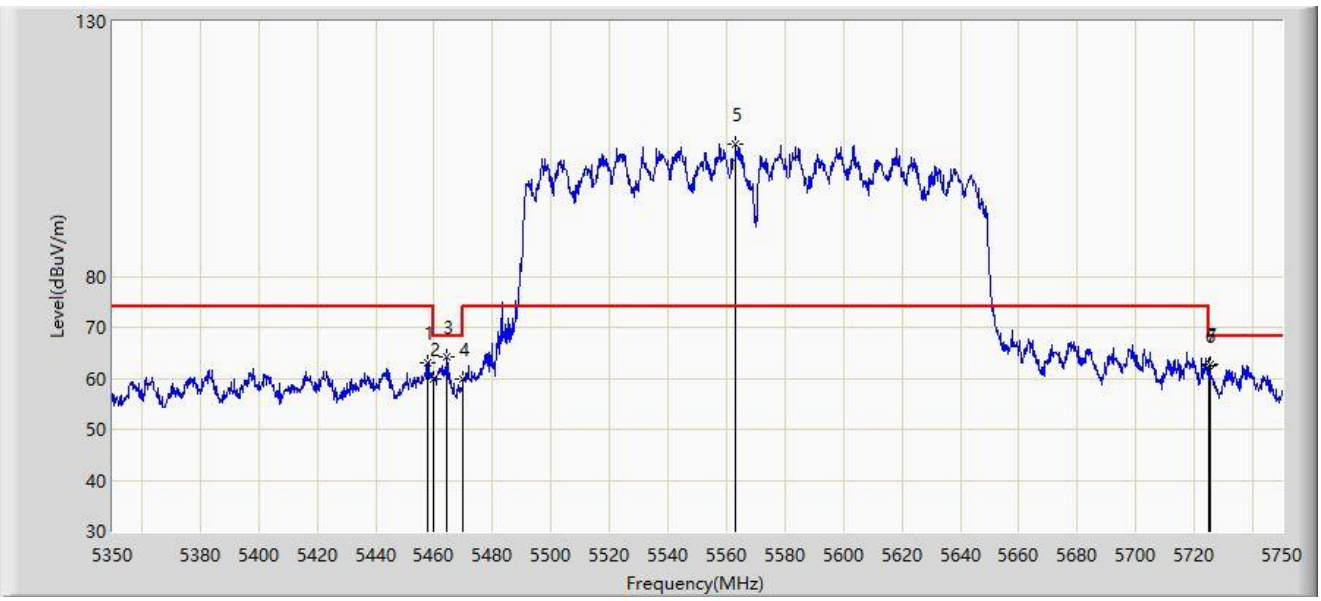

No	Mark	Frequency (MHz)	Measure Level (dBμV/m)	Reading Level (dBμV)	Margin (dB)	Limit (dBμV/m)	Factor (dB/m)	Type
1		5457.800	63.126	59.509	-10.874	74.000	3.617	PK
2		5460.000	59.803	56.173	-14.197	74.000	3.630	PK
3	*	5464.400	64.174	60.517	-4.026	68.200	3.657	PK
4		5470.000	59.965	56.274	-8.235	68.200	3.691	PK
5		5563.000	106.068	102.303	N/A	N/A	3.766	PK
6		5725.000	62.375	58.432	-5.825	68.200	3.943	PK
7		5725.400	62.787	58.843	-5.413	68.200	3.944	PK

Note 1: " * ", means this data is the worst emission level.

Note 2: Measure Level (dBμV/m) = Reading Level (dBμV) + Factor (dB/m).

Note 3: Factor (dB/m) = Cable Loss (dB) + Antenna Factor (dB/m) - Pre_Amplifier Gain (dB).

Site: WZ-AC1	Test Date: 2022-11-24
Limit: FCC_5G_RE(3m)	Engineer: Charles Zhang
Probe: BBHA9120D_1167_1-18GHz	Polarity: Vertical
EUT: WiFi 6 (802.11ax) 4×4 MU-MIMO Dual Band Module	Power: AC 120V/60Hz
Test Mode: Transmit by 802.11ax-HE160 at 5570MHz	

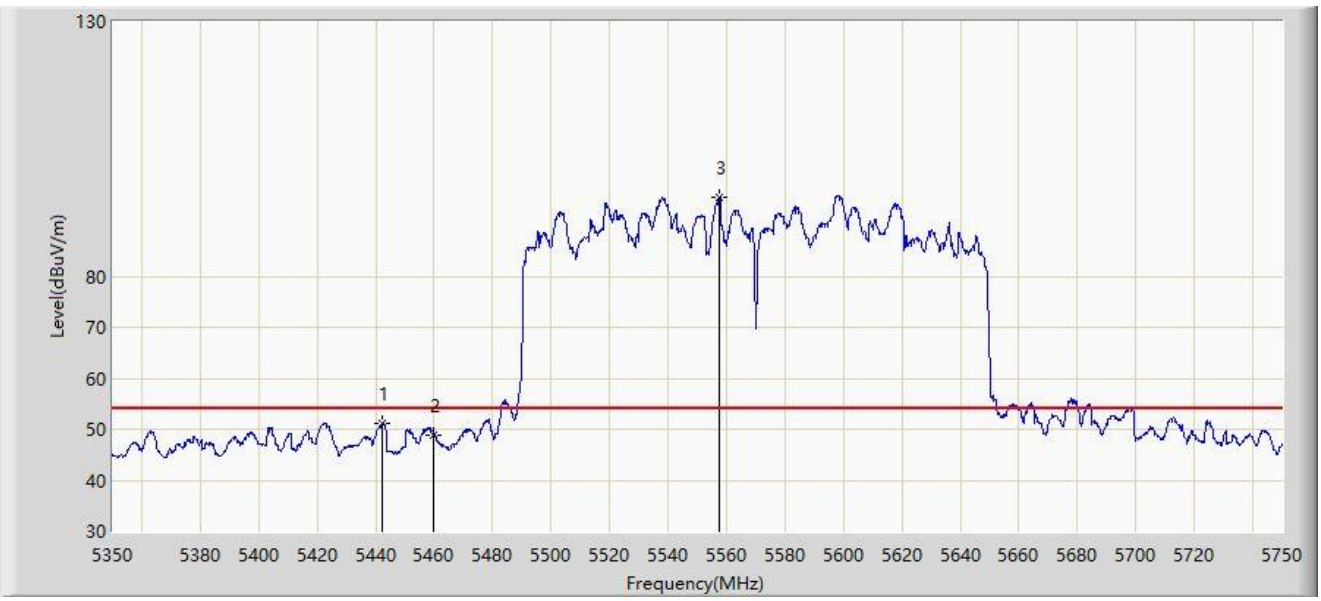

No	Mark	Frequency (MHz)	Measure Level (dBμV/m)	Reading Level (dBμV)	Margin (dB)	Limit (dBμV/m)	Factor (dB/m)	Type
1	*	5442.000	51.091	47.547	-2.909	54.000	3.545	AV
2		5460.000	48.806	45.176	-5.194	54.000	3.630	AV
3		5557.600	95.593	91.867	N/A	N/A	3.726	AV

Note 1: " * ", means this data is the worst emission level.

Note 2: Measure Level (dBμV/m) = Reading Level (dBμV) + Factor (dB/m).

Note 3: Factor (dB/m) = Cable Loss (dB) + Antenna Factor (dB/m) - Pre_Amplifier Gain (dB).

For Antenna 5#

Site: WZ-AC1	Test Date: 2022-12-23
Limit: FCC_5G_RE(3m)	Engineer: Carl Jiang
Probe: BBHA9120D_1167_1-18GHz	Polarity: Horizontal
EUT: WiFi 6 (802.11ax) 4×4 MU-MIMO Dual Band Module	Power: AC 120V/60Hz
Test Mode: Transmit by 802.11ac-VHT40 at 5190MHz	

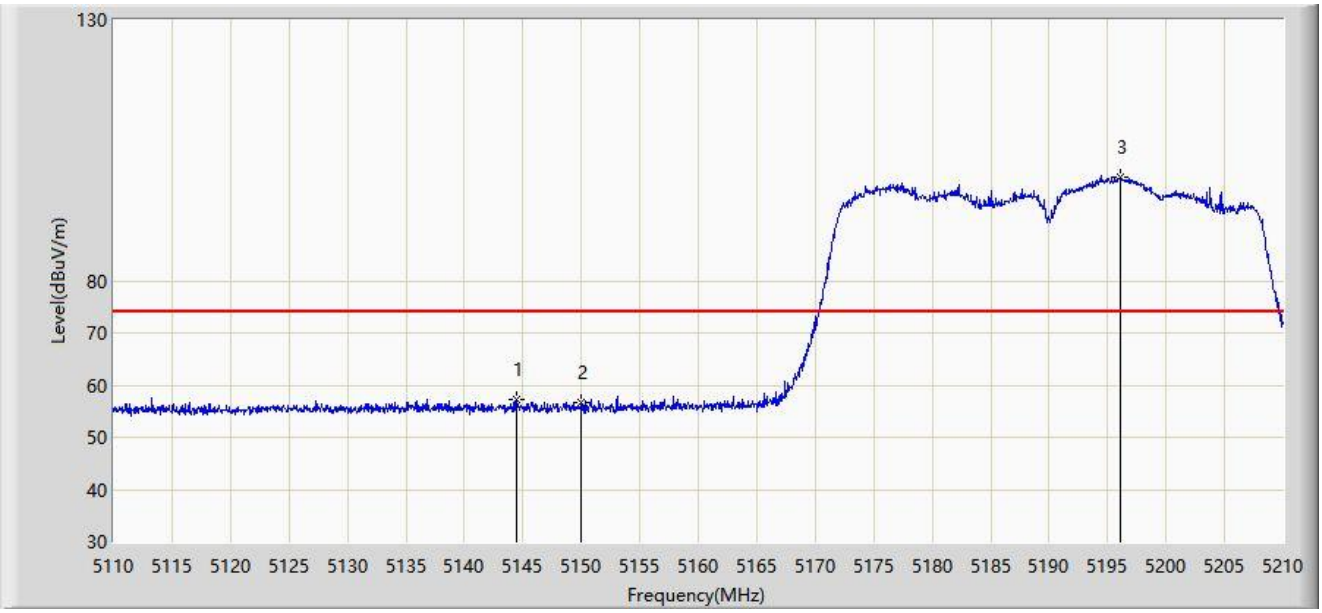

No	Mark	Frequency (MHz)	Measure Level (dBμV/m)	Reading Level (dBμV)	Margin (dB)	Limit (dBμV/m)	Factor (dB/m)	Type
1	*	5144.500	57.199	53.560	-16.801	74.000	3.638	PK
2		5150.000	56.611	52.970	-17.389	74.000	3.641	PK
3		5196.050	99.900	96.596	N/A	N/A	3.304	PK

Note 1: " * ", means this data is the worst emission level.

Note 2: Measure Level (dBμV/m) = Reading Level (dBμV) + Factor (dB/m).

Note 3: Factor (dB/m) = Cable Loss (dB) + Antenna Factor (dB/m) - Pre_Amplifier Gain (dB).

Site: WZ-AC1	Test Date: 2022-12-23
Limit: FCC_5G_RE(3m)	Engineer: Carl Jiang
Probe: BBHA9120D_1167_1-18GHz	Polarity: Horizontal
EUT: WiFi 6 (802.11ax) 4×4 MU-MIMO Dual Band Module	Power: AC 120V/60Hz
Test Mode: Transmit by 802.11ac-VHT40 at 5190MHz	

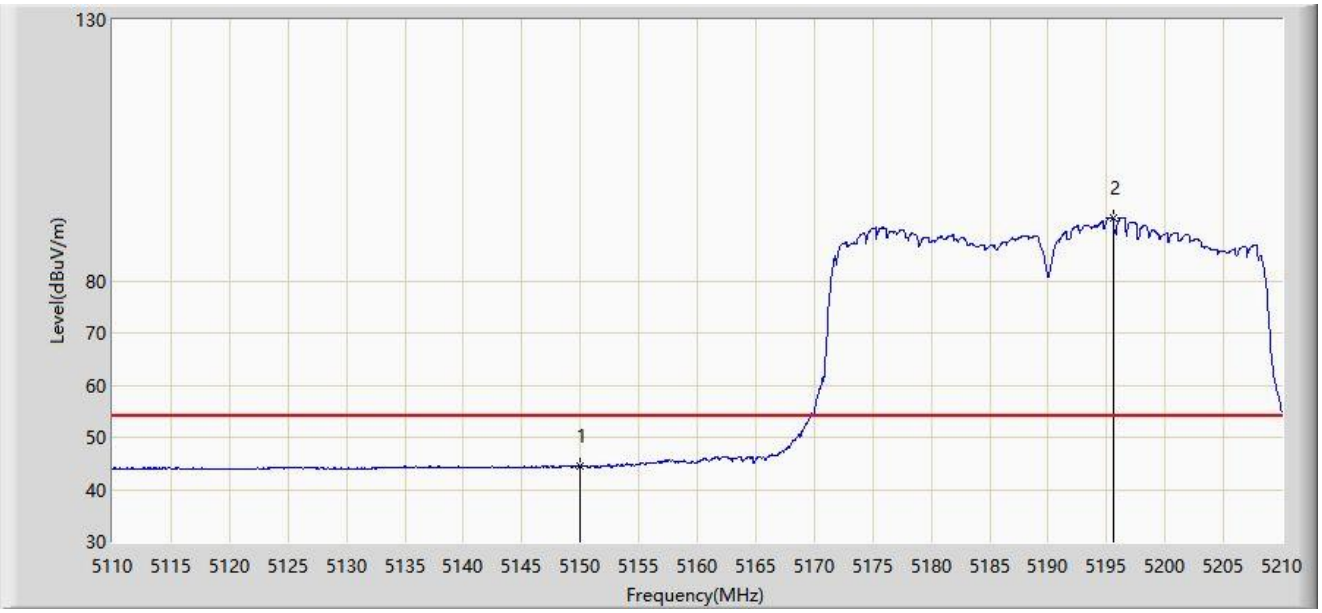

No	Mark	Frequency (MHz)	Measure Level (dBμV/m)	Reading Level (dBμV)	Margin (dB)	Limit (dBμV/m)	Factor (dB/m)	Type
1	*	5150.000	44.424	40.783	-9.576	54.000	3.641	AV
2		5195.600	92.087	88.781	N/A	N/A	3.307	AV

Note 1: " * ", means this data is the worst emission level.

Note 2: Measure Level (dBμV/m) = Reading Level (dBμV) + Factor (dB/m).

Note 3: Factor (dB/m) = Cable Loss (dB) + Antenna Factor (dB/m) - Pre_Amplifier Gain (dB).

Site: WZ-AC1	Test Date: 2022-12-23
Limit: FCC_5G_RE(3m)	Engineer: Carl Jiang
Probe: BBHA9120D_1167_1-18GHz	Polarity: Vertical
EUT: WiFi 6 (802.11ax) 4×4 MU-MIMO Dual Band Module	Power: AC 120V/60Hz
Test Mode: Transmit by 802.11ac-VHT40 at 5190MHz	

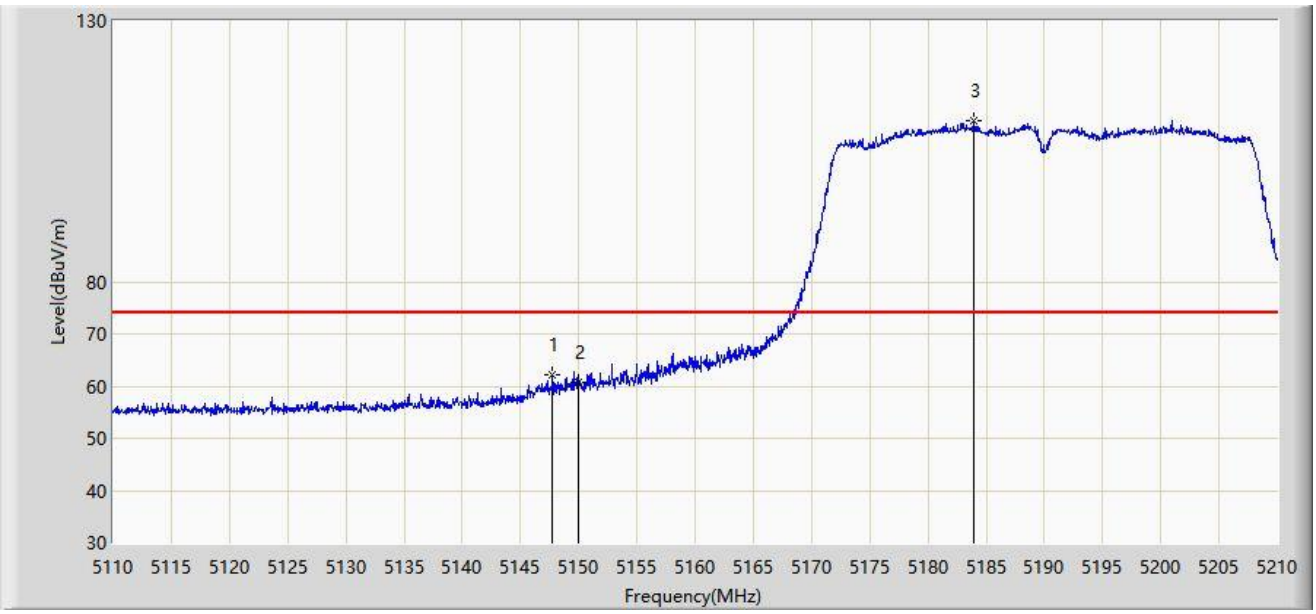

No	Mark	Frequency (MHz)	Measure Level (dBμV/m)	Reading Level (dBμV)	Margin (dB)	Limit (dBμV/m)	Factor (dB/m)	Type
1	*	5147.750	62.129	58.480	-11.871	74.000	3.649	PK
2		5150.000	60.740	57.099	-13.260	74.000	3.641	PK
3		5183.950	110.751	107.411	N/A	N/A	3.340	PK

Note 1: " * ", means this data is the worst emission level.

Note 2: Measure Level (dBμV/m) = Reading Level (dBμV) + Factor (dB/m).

Note 3: Factor (dB/m) = Cable Loss (dB) + Antenna Factor (dB/m) - Pre_Amplifier Gain (dB).

Site: WZ-AC1	Test Date: 2022-12-23
Limit: FCC_5G_RE(3m)	Engineer: Carl Jiang
Probe: BBHA9120D_1167_1-18GHz	Polarity: Vertical
EUT: WiFi 6 (802.11ax) 4×4 MU-MIMO Dual Band Module	Power: AC 120V/60Hz
Test Mode: Transmit by 802.11ac-VHT40 at 5190MHz	

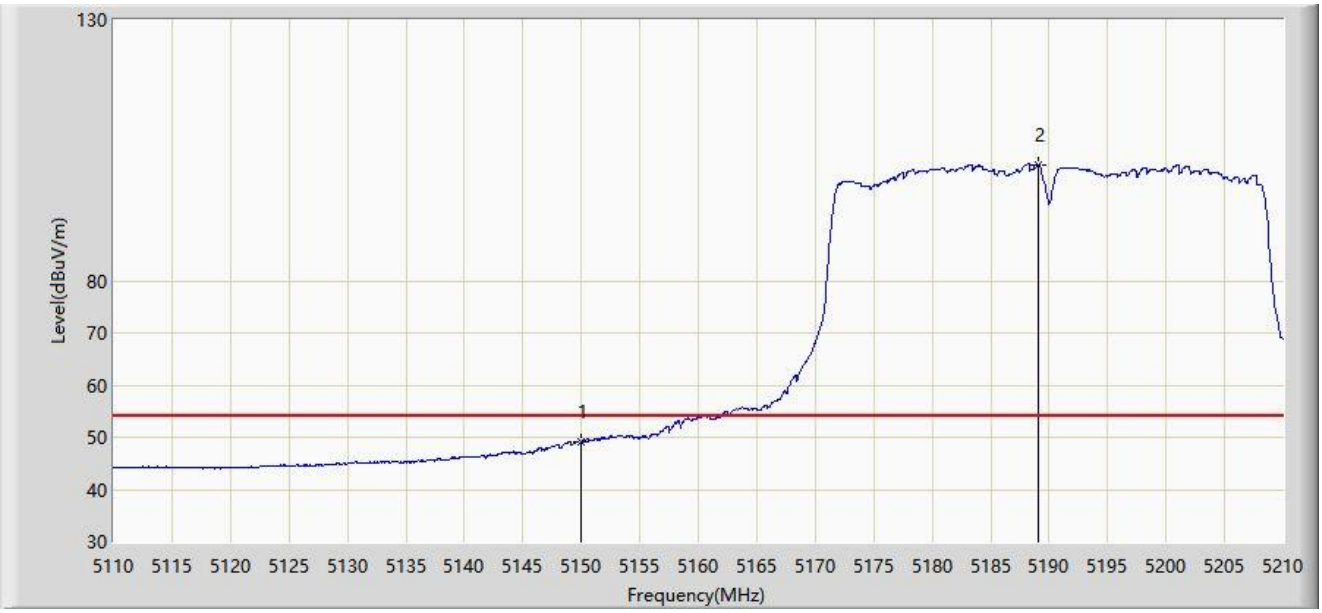

No	Mark	Frequency (MHz)	Measure Level (dBμV/m)	Reading Level (dBμV)	Margin (dB)	Limit (dBμV/m)	Factor (dB/m)	Type
1	*	5150.000	49.270	45.629	-4.730	54.000	3.641	AV
2		5189.100	102.243	98.897	N/A	N/A	3.345	AV

Note 1: " * ", means this data is the worst emission level.

Note 2: Measure Level (dBμV/m) = Reading Level (dBμV) + Factor (dB/m).

Note 3: Factor (dB/m) = Cable Loss (dB) + Antenna Factor (dB/m) - Pre_Amplifier Gain (dB).

Site: WZ-AC1	Test Date: 2022-12-23
Limit: FCC_5G_RE(3m)	Engineer: Carl Jiang
Probe: BBHA9120D_1167_1-18GHz	Polarity: Horizontal
EUT: WiFi 6 (802.11ax) 4×4 MU-MIMO Dual Band Module	Power: AC 120V/60Hz
Test Mode: Transmit by 802.11ax-HE80 at 5290MHz	

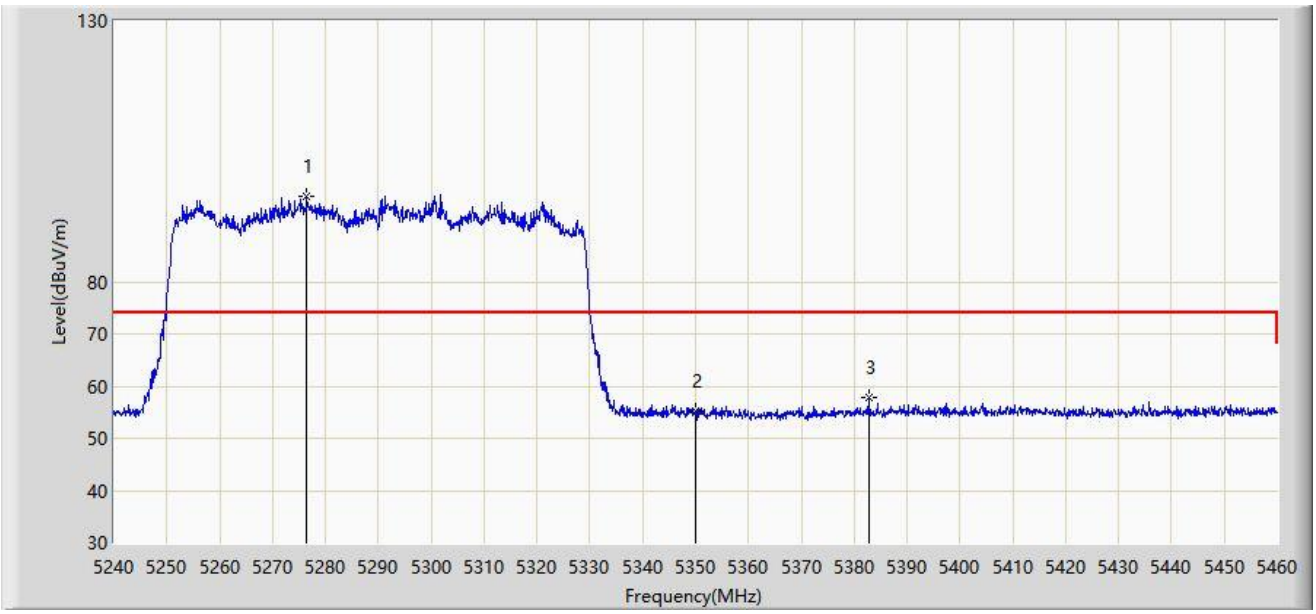

No	Mark	Frequency (MHz)	Measure Level (dBμV/m)	Reading Level (dBμV)	Margin (dB)	Limit (dBμV/m)	Factor (dB/m)	Type
1		5276.520	96.487	93.380	N/A	N/A	3.108	PK
2		5350.000	55.078	51.733	-18.922	74.000	3.344	PK
3	*	5382.670	57.701	54.145	-16.299	74.000	3.557	PK

Note 1: " * ", means this data is the worst emission level.

Note 2: Measure Level (dBμV/m) = Reading Level (dBμV) + Factor (dB/m).

Note 3: Factor (dB/m) = Cable Loss (dB) + Antenna Factor (dB/m) - Pre_Amplifier Gain (dB).

Site: WZ-AC1	Test Date: 2022-12-23
Limit: FCC_5G_RE(3m)	Engineer: Carl Jiang
Probe: BBHA9120D_1167_1-18GHz	Polarity: Horizontal
EUT: WiFi 6 (802.11ax) 4×4 MU-MIMO Dual Band Module	Power: AC 120V/60Hz
Test Mode: Transmit by 802.11ax-HE80 at 5290MHz	

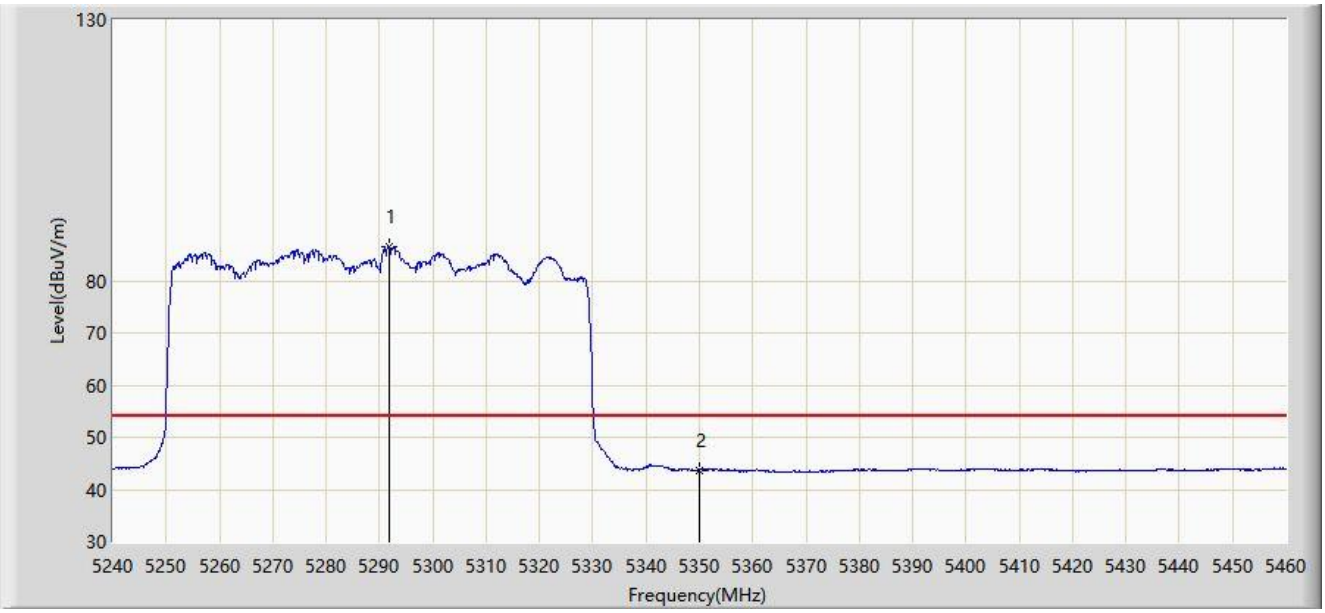

No	Mark	Frequency (MHz)	Measure Level (dBμV/m)	Reading Level (dBμV)	Margin (dB)	Limit (dBμV/m)	Factor (dB/m)	Type
1		5291.920	86.460	83.211	N/A	N/A	3.249	AV
2	*	5350.000	43.715	40.370	-10.285	54.000	3.344	AV

Note 1: " * ", means this data is the worst emission level.

Note 2: Measure Level (dBμV/m) = Reading Level (dBμV) + Factor (dB/m).

Note 3: Factor (dB/m) = Cable Loss (dB) + Antenna Factor (dB/m) - Pre_Amplifier Gain (dB).

Site: WZ-AC1	Test Date: 2022-12-23
Limit: FCC_5G_RE(3m)	Engineer: Carl Jiang
Probe: BBHA9120D_1167_1-18GHz	Polarity: Vertical
EUT: WiFi 6 (802.11ax) 4×4 MU-MIMO Dual Band Module	Power: AC 120V/60Hz
Test Mode: Transmit by 802.11ax-HE80 at 5290MHz	

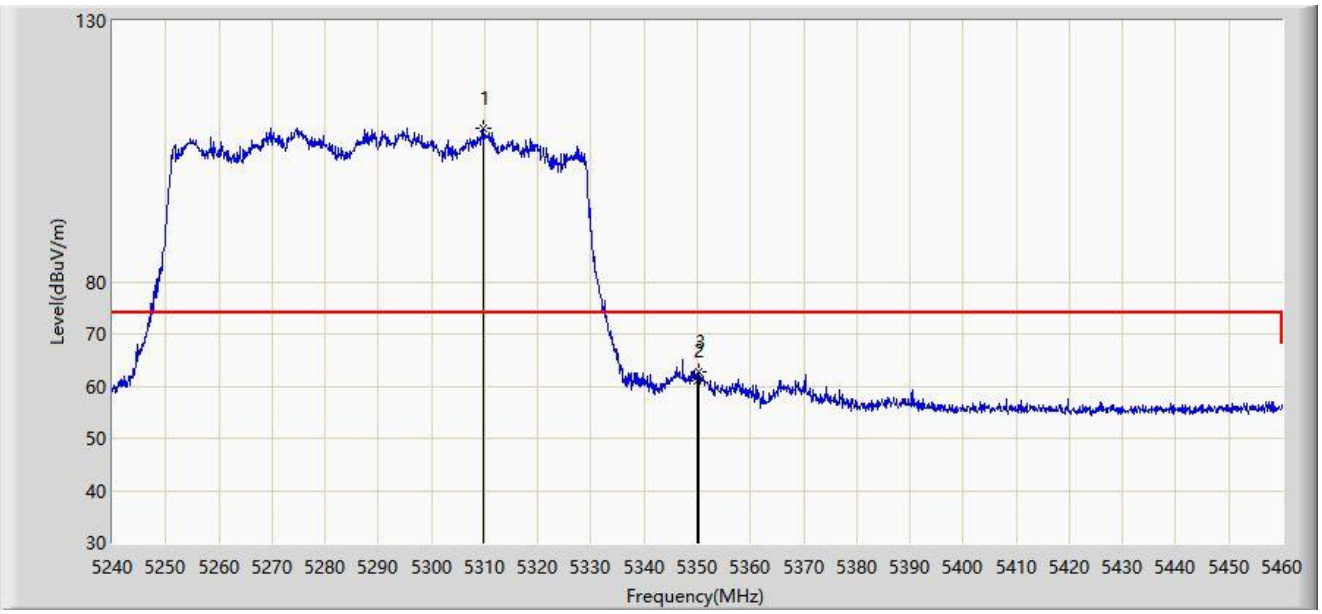

No	Mark	Frequency (MHz)	Measure Level (dBμV/m)	Reading Level (dBμV)	Margin (dB)	Limit (dBμV/m)	Factor (dB/m)	Type
1		5309.850	109.295	105.969	N/A	N/A	3.326	PK
2		5350.000	61.100	57.755	-12.900	74.000	3.344	PK
3	*	5350.220	62.894	59.553	-11.106	74.000	3.342	PK

Note 1: " * ", means this data is the worst emission level.

Note 2: Measure Level (dBμV/m) = Reading Level (dBμV) + Factor (dB/m).

Note 3: Factor (dB/m) = Cable Loss (dB) + Antenna Factor (dB/m) - Pre_Amplifier Gain (dB).

Site: WZ-AC1	Test Date: 2022-12-23
Limit: FCC_5G_RE(3m)	Engineer: Carl Jiang
Probe: BBHA9120D_1167_1-18GHz	Polarity: Vertical
EUT: WiFi 6 (802.11ax) 4×4 MU-MIMO Dual Band Module	Power: AC 120V/60Hz
Test Mode: Transmit by 802.11ax-HE80 at 5290MHz	

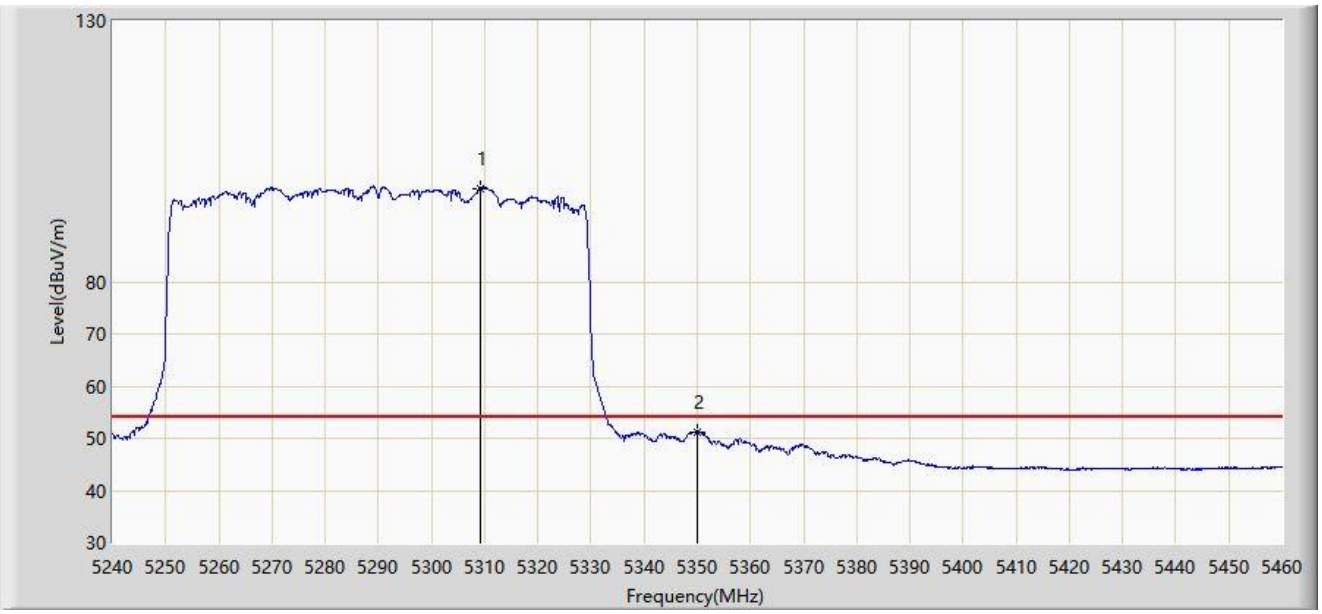

No	Mark	Frequency (MHz)	Measure Level (dBμV/m)	Reading Level (dBμV)	Margin (dB)	Limit (dBμV/m)	Factor (dB/m)	Type
1		5309.080	97.927	94.604	N/A	N/A	3.323	AV
2	*	5350.000	51.099	47.754	-2.901	54.000	3.344	AV

Note 1: " * ", means this data is the worst emission level.

Note 2: Measure Level (dBμV/m) = Reading Level (dBμV) + Factor (dB/m).

Note 3: Factor (dB/m) = Cable Loss (dB) + Antenna Factor (dB/m) - Pre_Amplifier Gain (dB).

Site: WZ-AC1	Test Date: 2022-12-23
Limit: FCC_5G_RE(3m)	Engineer: Carl Jiang
Probe: BBHA9120D_1167_1-18GHz	Polarity: Horizontal
EUT: WiFi 6 (802.11ax) 4×4 MU-MIMO Dual Band Module	Power: AC 120V/60Hz
Test Mode: Transmit by 802.11ac-VHT80 at 5530MHz	

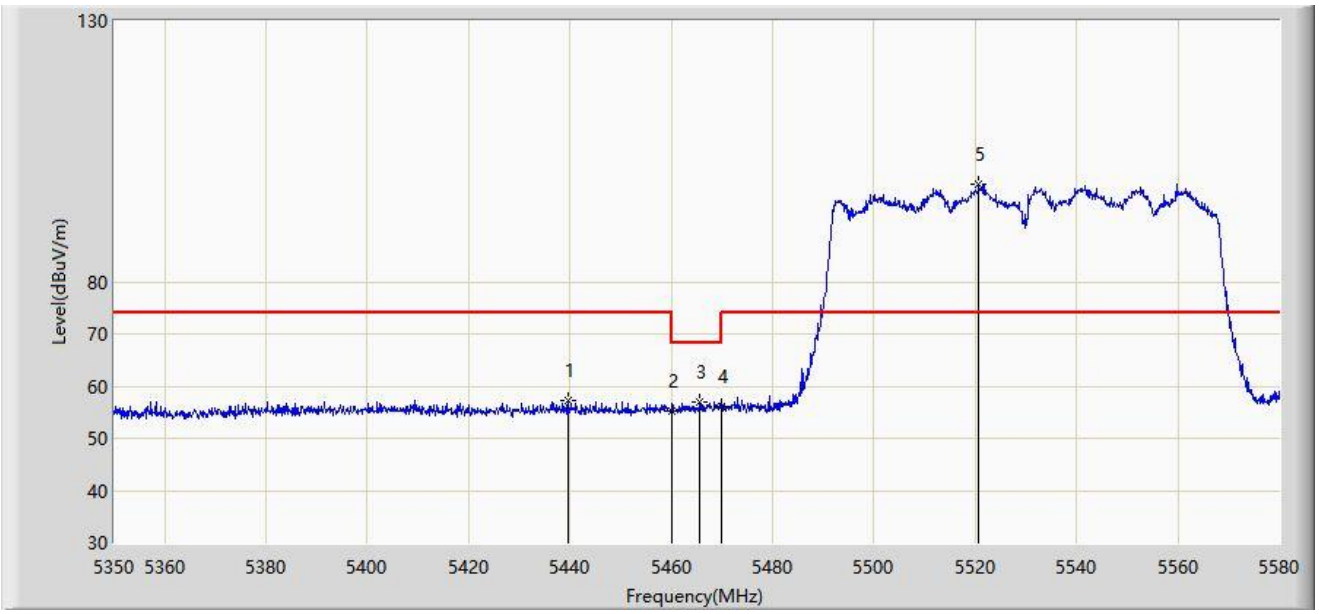

No	Mark	Frequency (MHz)	Measure Level (dBμV/m)	Reading Level (dBμV)	Margin (dB)	Limit (dBμV/m)	Factor (dB/m)	Type
1		5439.700	57.337	53.796	-16.663	74.000	3.541	PK
2		5460.000	55.194	51.564	-18.806	74.000	3.630	PK
3	*	5465.690	56.963	53.298	-11.237	68.200	3.665	PK
4		5470.000	55.954	52.263	-12.246	68.200	3.691	PK
5		5520.660	98.592	94.917	N/A	N/A	3.676	PK

Note 1: " * ", means this data is the worst emission level.

Note 2: Measure Level (dBμV/m) = Reading Level (dBμV) + Factor (dB/m).

Note 3: Factor (dB/m) = Cable Loss (dB) + Antenna Factor (dB/m) - Pre_Amplifier Gain (dB).

Site: WZ-AC1	Test Date: 2022-12-23
Limit: FCC_5G_RE(3m)	Engineer: Carl Jiang
Probe: BBHA9120D_1167_1-18GHz	Polarity: Horizontal
EUT: WiFi 6 (802.11ax) 4×4 MU-MIMO Dual Band Module	Power: AC 120V/60Hz
Test Mode: Transmit by 802.11ac-VHT80 at 5530MHz	

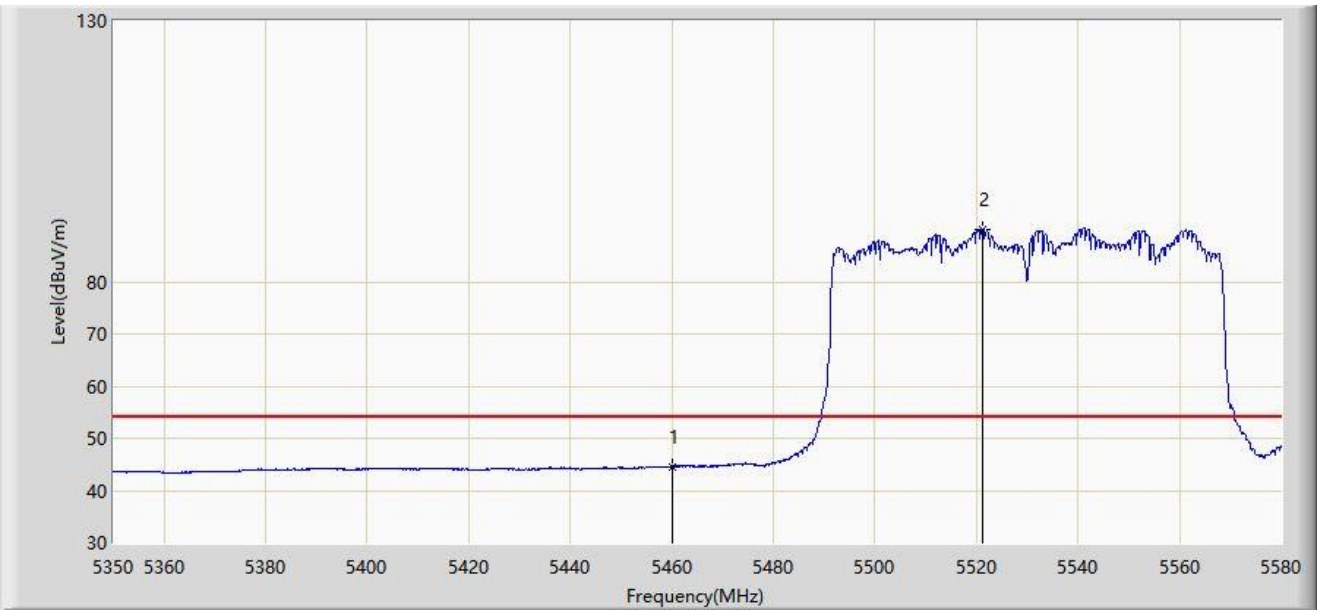

No	Mark	Frequency (MHz)	Measure Level (dBμV/m)	Reading Level (dBμV)	Margin (dB)	Limit (dBμV/m)	Factor (dB/m)	Type
1	*	5460.000	44.572	40.942	-9.428	54.000	3.630	AV
2		5521.235	89.918	86.249	N/A	N/A	3.669	AV

Note 1: " * ", means this data is the worst emission level.

Note 2: Measure Level (dBμV/m) = Reading Level (dBμV) + Factor (dB/m).

Note 3: Factor (dB/m) = Cable Loss (dB) + Antenna Factor (dB/m) - Pre_Amplifier Gain (dB).

Site: WZ-AC1	Test Date: 2022-12-23
Limit: FCC_5G_RE(3m)	Engineer: Carl Jiang
Probe: BBHA9120D_1167_1-18GHz	Polarity: Vertical
EUT: WiFi 6 (802.11ax) 4×4 MU-MIMO Dual Band Module	Power: AC 120V/60Hz
Test Mode: Transmit by 802.11ac-VHT80 at 5530MHz	

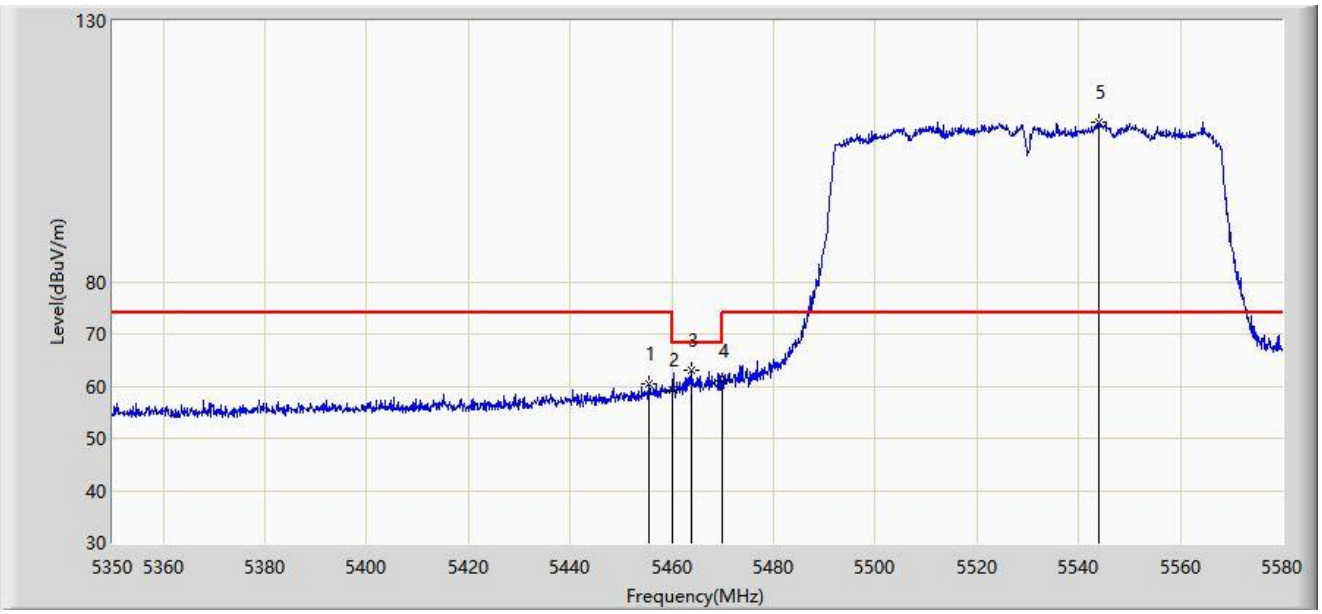

No	Mark	Frequency (MHz)	Measure Level (dBμV/m)	Reading Level (dBμV)	Margin (dB)	Limit (dBμV/m)	Factor (dB/m)	Type
1		5455.455	60.296	56.711	-13.704	74.000	3.584	PK
2		5460.000	59.393	55.763	-14.607	74.000	3.630	PK
3	*	5463.965	63.118	59.464	-5.082	68.200	3.654	PK
4		5470.000	61.001	57.310	-7.199	68.200	3.691	PK
5		5543.890	110.628	106.961	N/A	N/A	3.666	PK

Note 1: " * ", means this data is the worst emission level.

Note 2: Measure Level (dBμV/m) = Reading Level (dBμV) + Factor (dB/m).

Note 3: Factor (dB/m) = Cable Loss (dB) + Antenna Factor (dB/m) - Pre_Amplifier Gain (dB).

Site: WZ-AC1	Test Date: 2022-12-23
Limit: FCC_5G_RE(3m)	Engineer: Carl Jiang
Probe: BBHA9120D_1167_1-18GHz	Polarity: Vertical
EUT: WiFi 6 (802.11ax) 4×4 MU-MIMO Dual Band Module	Power: AC 120V/60Hz
Test Mode: Transmit by 802.11ac-VHT80 at 5530MHz	

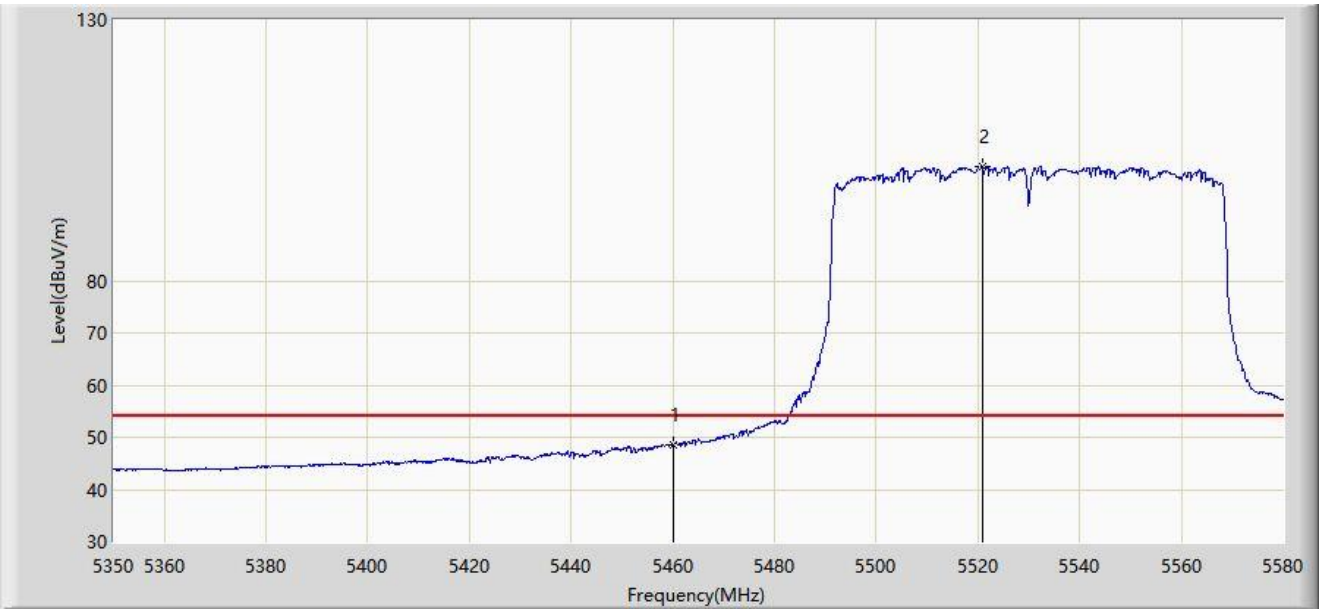

No	Mark	Frequency (MHz)	Measure Level (dBμV/m)	Reading Level (dBμV)	Margin (dB)	Limit (dBμV/m)	Factor (dB/m)	Type
1	*	5460.000	48.663	45.033	-5.337	54.000	3.630	AV
2		5520.890	101.945	98.272	N/A	N/A	3.673	AV

Note 1: " * ", means this data is the worst emission level.

Note 2: Measure Level (dBμV/m) = Reading Level (dBμV) + Factor (dB/m).

Note 3: Factor (dB/m) = Cable Loss (dB) + Antenna Factor (dB/m) - Pre_Amplifier Gain (dB).

Site: WZ-AC1	Test Date: 2022-12-23
Limit: FCC_5.8G_RE(3m)	Engineer: Carl Jiang
Probe: BBHA9120D_1167_1-18GHz	Polarity: Horizontal
EUT: WiFi 6 (802.11ax) 4×4 MU-MIMO Dual Band Module	Power: AC 120V/60Hz
Test Mode: Transmit by 802.11ac-VHT80 at 5775MHz	

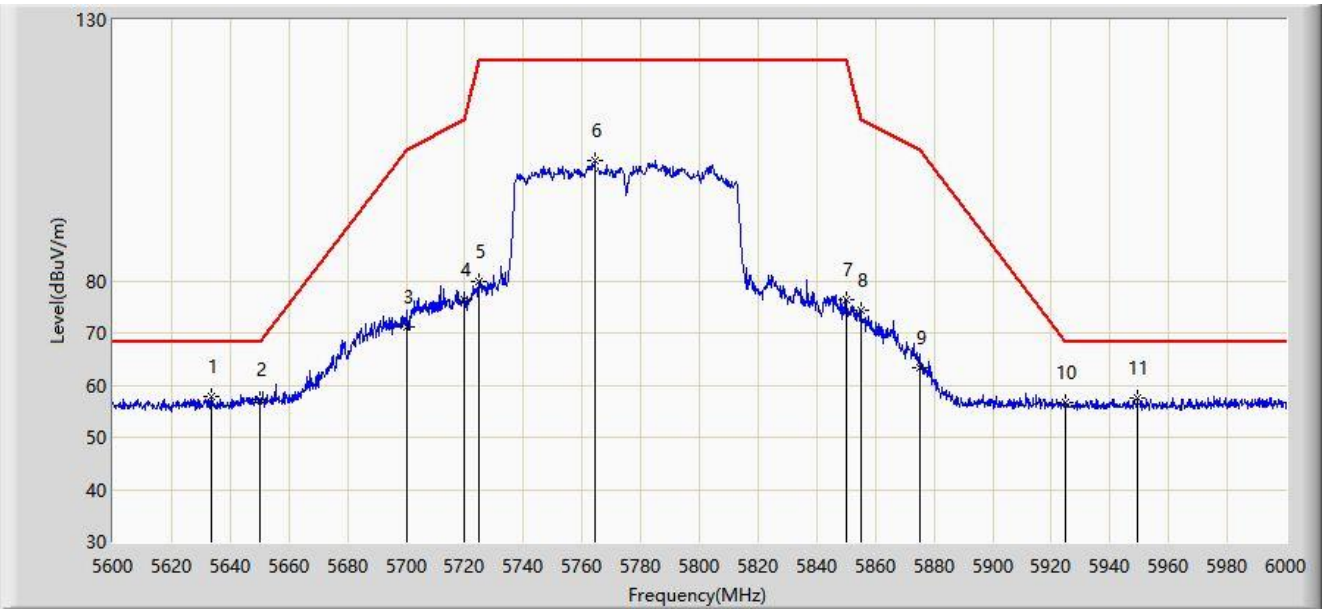

No	Mark	Frequency (MHz)	Measure Level (dBμV/m)	Reading Level (dBμV)	Margin (dB)	Limit (dBμV/m)	Factor (dB/m)	Type
1	*	5633.400	57.847	54.187	-10.353	68.200	3.660	PK
2		5650.000	57.204	53.290	-10.996	68.200	3.914	PK
3		5700.000	71.113	67.198	-34.087	105.200	3.916	PK
4		5720.000	76.395	72.466	-34.405	110.800	3.929	PK
5		5725.000	79.903	75.960	-42.297	122.200	3.943	PK
6		5764.400	103.134	98.907	N/A	N/A	4.227	PK
7		5850.000	76.279	71.835	-45.921	122.200	4.444	PK
8		5855.000	74.239	69.839	-36.561	110.800	4.400	PK
9		5875.000	63.199	58.888	-42.001	105.200	4.312	PK
10		5925.000	56.731	52.100	-11.469	68.200	4.630	PK
11		5949.400	57.524	53.028	-10.676	68.200	4.496	PK

Note 1: " * ", means this data is the worst emission level.

Note 2: Measure Level (dBμV/m) = Reading Level (dBμV) + Factor (dB/m).

Note 3: Factor (dB/m) = Cable Loss (dB) + Antenna Factor (dB/m) - Pre_Amplifier Gain (dB).

Site: WZ-AC1	Test Date: 2022-12-23
Limit: FCC_5.8G_RE(3m)	Engineer: Carl Jiang
Probe: BBHA9120D_1167_1-18GHz	Polarity: Vertical
EUT: WiFi 6 (802.11ax) 4×4 MU-MIMO Dual Band Module	Power: AC 120V/60Hz
Test Mode: Transmit by 802.11ac-VHT80 at 5775MHz	

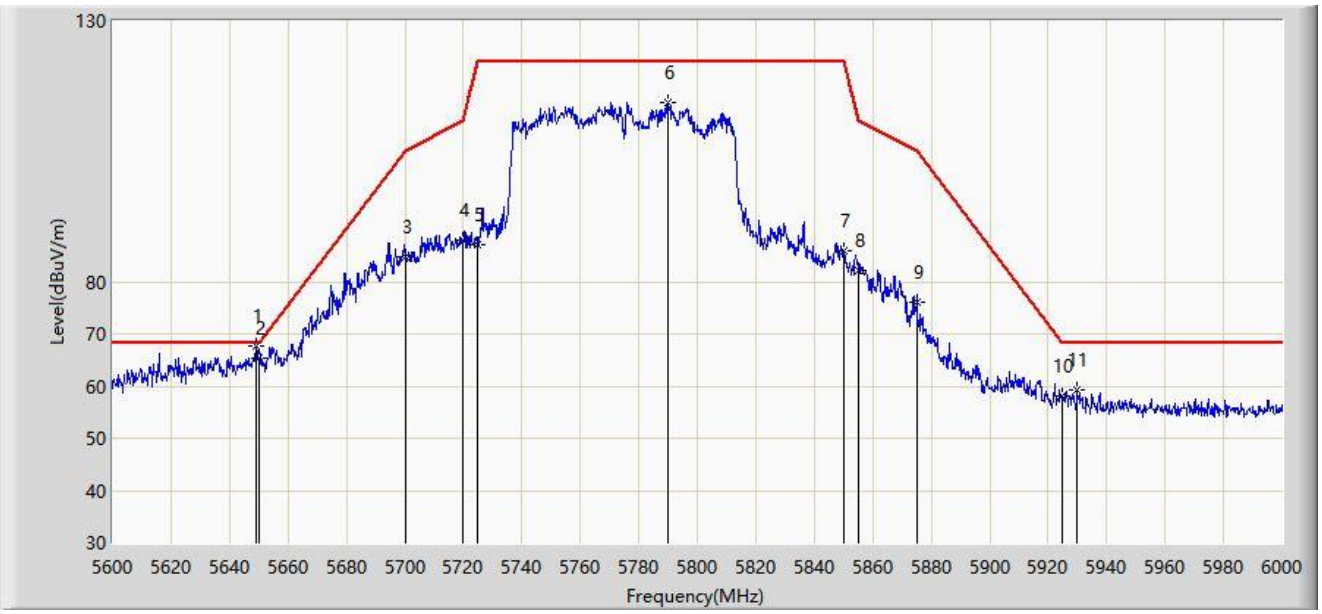

No	Mark	Frequency (MHz)	Measure Level (dBμV/m)	Reading Level (dBμV)	Margin (dB)	Limit (dBμV/m)	Factor (dB/m)	Type
1	*	5649.200	67.544	63.649	-0.656	68.200	3.895	PK
2		5650.000	65.262	61.348	-2.938	68.200	3.914	PK
3		5700.000	84.848	80.933	-20.352	105.200	3.916	PK
4		5720.000	88.032	84.103	-22.768	110.800	3.929	PK
5		5725.000	87.147	83.204	-35.053	122.200	3.943	PK
6		5789.800	114.375	110.130	N/A	N/A	4.246	PK
7		5850.000	85.954	81.510	-36.246	122.200	4.444	PK
8		5855.000	82.236	77.836	-28.564	110.800	4.400	PK
9		5875.000	76.222	71.911	-28.978	105.200	4.312	PK
10		5925.000	58.232	53.601	-9.968	68.200	4.630	PK
11		5929.800	59.206	54.571	-8.994	68.200	4.635	PK

Note 1: " * ", means this data is the worst emission level.

Note 2: Measure Level (dBμV/m) = Reading Level (dBμV) + Factor (dB/m).

Note 3: Factor (dB/m) = Cable Loss (dB) + Antenna Factor (dB/m) - Pre_Amplifier Gain (dB).

A.9 AC Conducted Emissions Test Result

Site: WZ-SR2	Test Date: 2022-12-23
Limit: FCC_Part15.207_CE_AC Power	Engineer: Linda Wei
Probe: ENV216_101683_Filter Off_E	Polarity: Line
EUT: WiFi 6 (802.11ax) 4×4 MU-MIMO Dual Band Module	Power: AC 120V/60Hz
Test Mode: Transmit by 802.11a at channel 5180MHz	

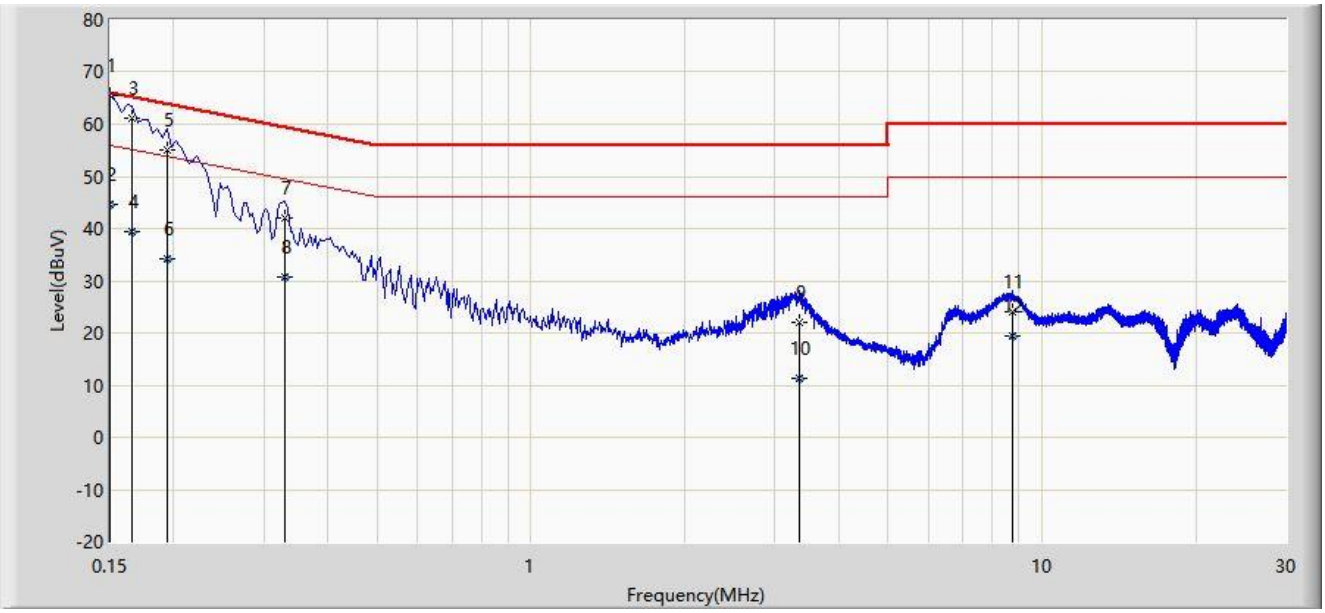

No	Mark	Frequency (MHz)	Measure Level (dBμV)	Reading Level (dBμV)	Margin (dB)	Limit (dBμV)	Factor (dB)	Type
1	*	0.150	65.439	55.562	-0.561	66.000	9.878	QP
2		0.150	44.548	34.670	-11.452	56.000	9.878	AV
3		0.166	61.100	51.220	-4.058	65.158	9.880	QP
4		0.166	39.347	29.467	-15.811	55.158	9.880	AV
5		0.194	55.080	45.199	-8.784	63.864	9.881	QP
6		0.194	34.133	24.252	-19.731	53.864	9.881	AV
7		0.330	42.014	32.104	-17.437	59.451	9.910	QP
8		0.330	30.660	20.750	-18.791	49.451	9.910	AV
9		3.358	22.155	11.897	-33.845	56.000	10.259	QP
10		3.358	11.421	1.162	-34.579	46.000	10.259	AV
11		8.746	24.138	13.287	-35.862	60.000	10.851	QP
12		8.746	19.352	8.501	-30.648	50.000	10.851	AV

Note 1: " * ", means this data is the worst emission level.

Note 2: Measure Level (dBμV) = Reading Level (dBμV) + Factor (dB).

Note 3: Factor (dB) = Cable Loss (dB) + LISN Factor (dB).

Site: WZ-SR2	Test Date: 2022-12-23
Limit: FCC_Part15.207_CE_AC Power	Engineer: Linda Wei
Probe: ENV216_101683_Filter Off_E	Polarity: Neutral
EUT: WiFi 6 (802.11ax) 4×4 MU-MIMO Dual Band Module	Power: AC 120V/60Hz
Test Mode: Transmit by 802.11a at channel 5180MHz	

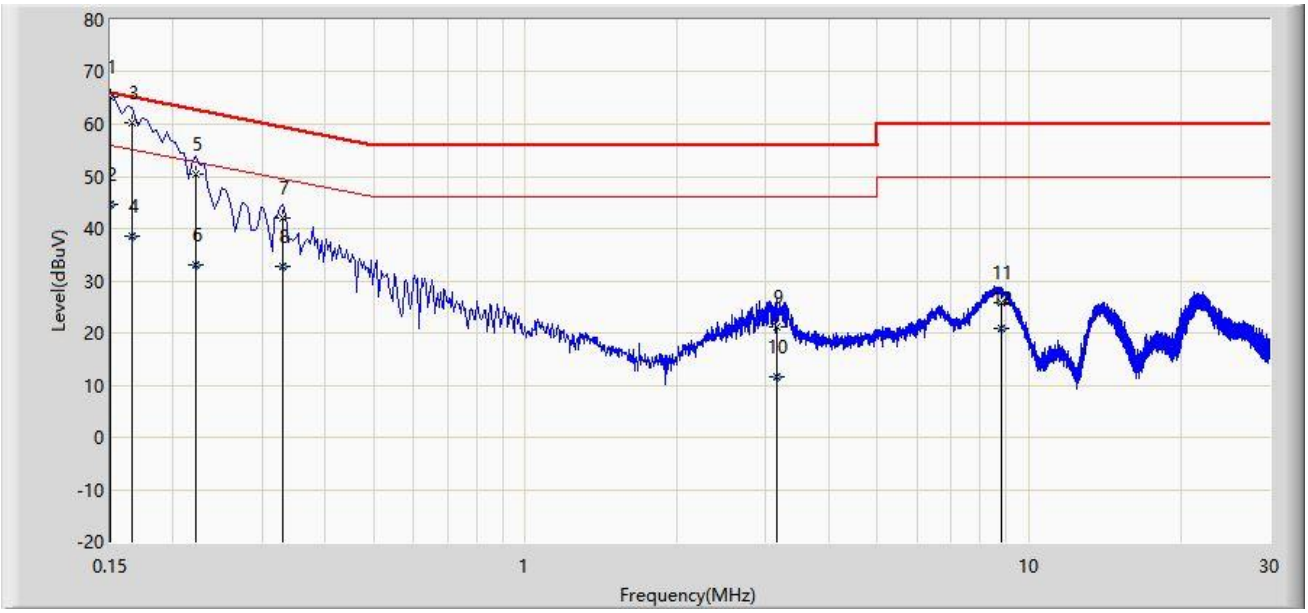

No	Mark	Frequency (MHz)	Measure Level (dBμV)	Reading Level (dBμV)	Margin (dB)	Limit (dBμV)	Factor (dB)	Type
1	*	0.150	65.339	55.439	-0.661	66.000	9.900	QP
2		0.150	44.562	34.662	-11.438	56.000	9.900	AV
3		0.166	60.168	50.264	-4.991	65.158	9.903	QP
4		0.166	38.481	28.577	-16.678	55.158	9.903	AV
5		0.222	50.434	40.520	-12.310	62.744	9.913	QP
6		0.222	32.952	23.038	-19.792	52.744	9.913	AV
7		0.330	41.905	31.974	-17.546	59.451	9.931	QP
8		0.330	32.631	22.700	-16.820	49.451	9.931	AV
9		3.150	21.294	11.048	-34.706	56.000	10.247	QP
10		3.150	11.685	1.439	-34.315	46.000	10.247	AV
11		8.810	25.682	14.795	-34.318	60.000	10.887	QP
12		8.810	20.946	10.058	-29.054	50.000	10.887	AV

Note 1: " * ", means this data is the worst emission level.

Note 2: Measure Level (dBμV) = Reading Level (dBμV) + Factor (dB).

Note 3: Factor (dB) = Cable Loss (dB) + LISN Factor (dB).

Appendix B – Test Setup Photograph

Refer to “2301RSU014-UT” file.

Appendix C – EUT Photograph

Refer to “2301RSU014-UE” file.

The End