Site: AC1	Time: 2017/04/16 - 14:19
Limit: FCC_Part15.209_RE(3m)	Engineer: Will Yan
Probe: BBHA9120D_1-18GHz	Polarity: Vertical
EUT: 802.11ac Dual Band Module	Power: AC 120V/60Hz
Test Mode: Transmit by 802.11n-HT20 at channel at 5320MHz Ant 0 + 1	

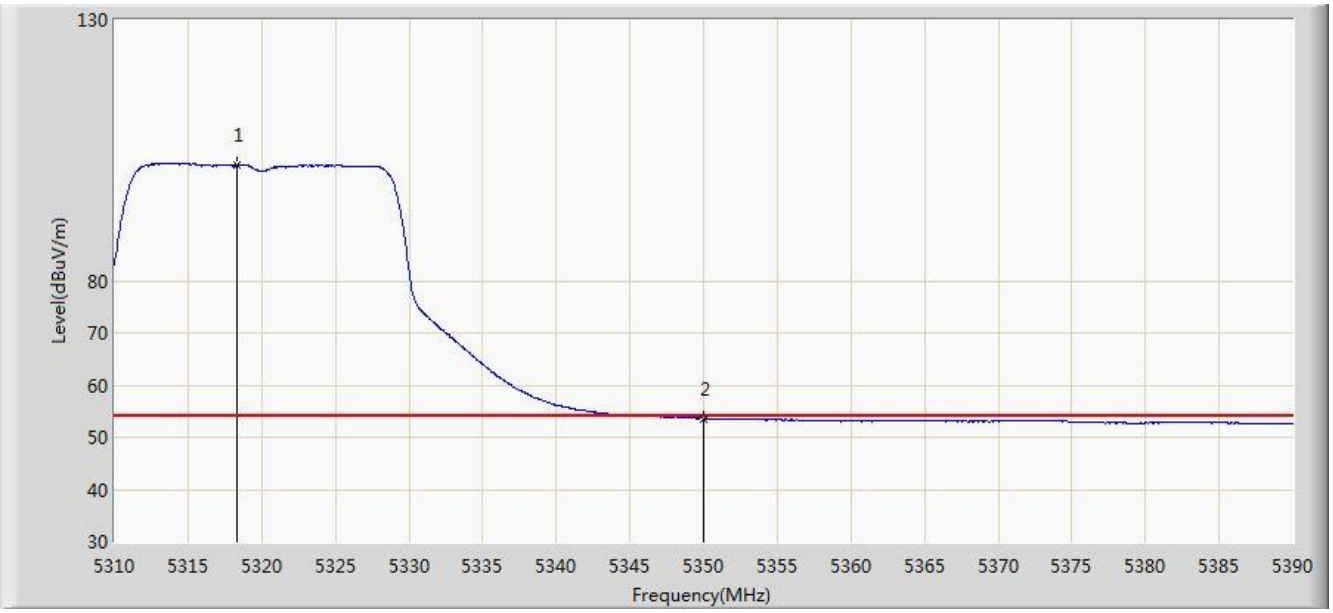

No	Flag	Mark	Frequency (MHz)	Measure Level (dBuV/m)	Reading Level (dBuV)	Over Limit (dB)	Limit (dBuV/m)	Factor (dB)	Type
1		*	5318.280	102.208	99.131	N/A	N/A	3.077	AV
2			5350.000	53.586	50.554	-0.414	54.000	3.032	AV

Note: Measure Level (dBµV/m) = Reading Level (dBµV) + Factor (dB)

Factor (dB) = Cable Loss (dB) + Antenna Factor (dB/m) - Pre_Amplifier Gain (dB).

Site: AC1	Time: 2017/04/16 - 14:30
Limit: FCC_Part15.209_RE(3m)	Engineer: Will Yan
Probe: BBHA9120D_1-18GHz	Polarity: Horizontal
EUT: 802.11ac Dual Band Module	Power: AC 120V/60Hz
Test Mode: Transmit by 802.11n-HT20 at channel at 5500MHz Ant 0 + 1	

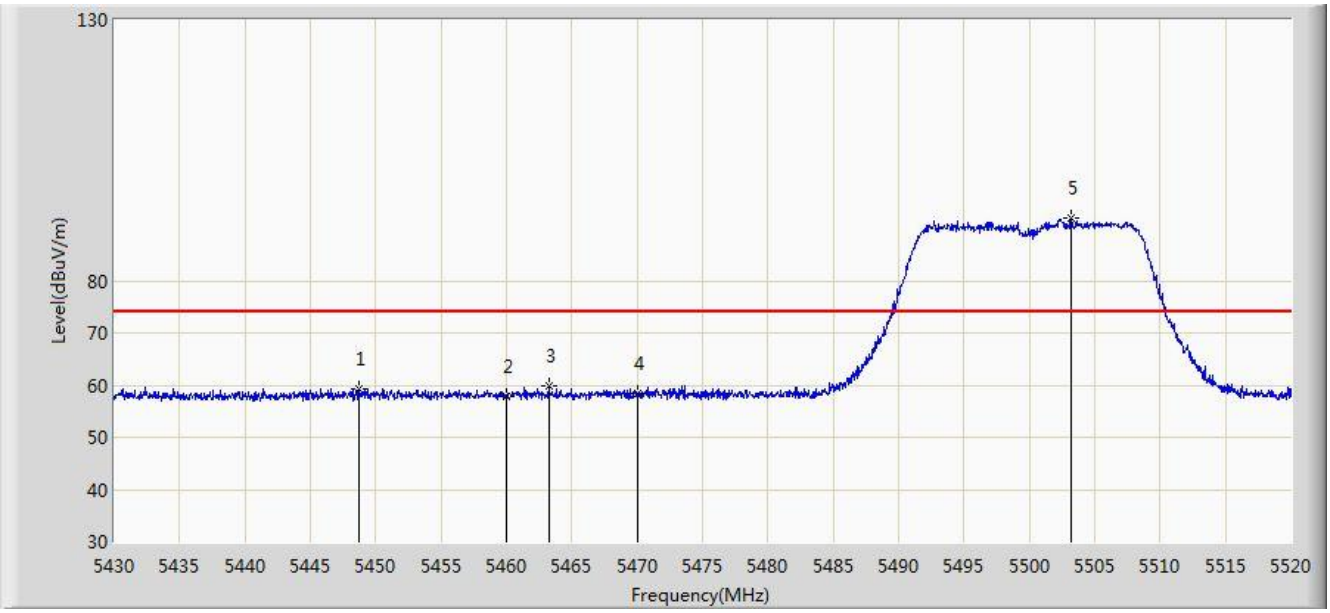

No	Flag	Mark	Frequency (MHz)	Measure Level (dBuV/m)	Reading Level (dBuV)	Over Limit (dB)	Limit (dBuV/m)	Factor (dB)	Type
1			5448.765	59.339	55.917	-14.661	74.000	3.421	PK
2			5460.000	57.838	54.356	-16.162	74.000	3.482	PK
3			5463.255	59.984	56.484	-14.016	74.000	3.500	PK
4			5470.000	58.277	54.738	-15.723	74.000	3.539	PK
5		*	5503.215	92.166	88.643	N/A	N/A	3.523	PK

Note: Measure Level (dBμV/m) = Reading Level (dBμV) + Factor (dB)

Factor (dB) = Cable Loss (dB) + Antenna Factor (dB/m) - Pre_Amplifier Gain (dB).

Site: AC1	Time: 2017/04/16 - 14:31
Limit: FCC_Part15.209_RE(3m)	Engineer: Will Yan
Probe: BBHA9120D_1-18GHz	Polarity: Horizontal
EUT: 802.11ac Dual Band Module	Power: AC 120V/60Hz
Test Mode: Transmit by 802.11n-HT20 at channel at 5500MHz Ant 0 + 1	

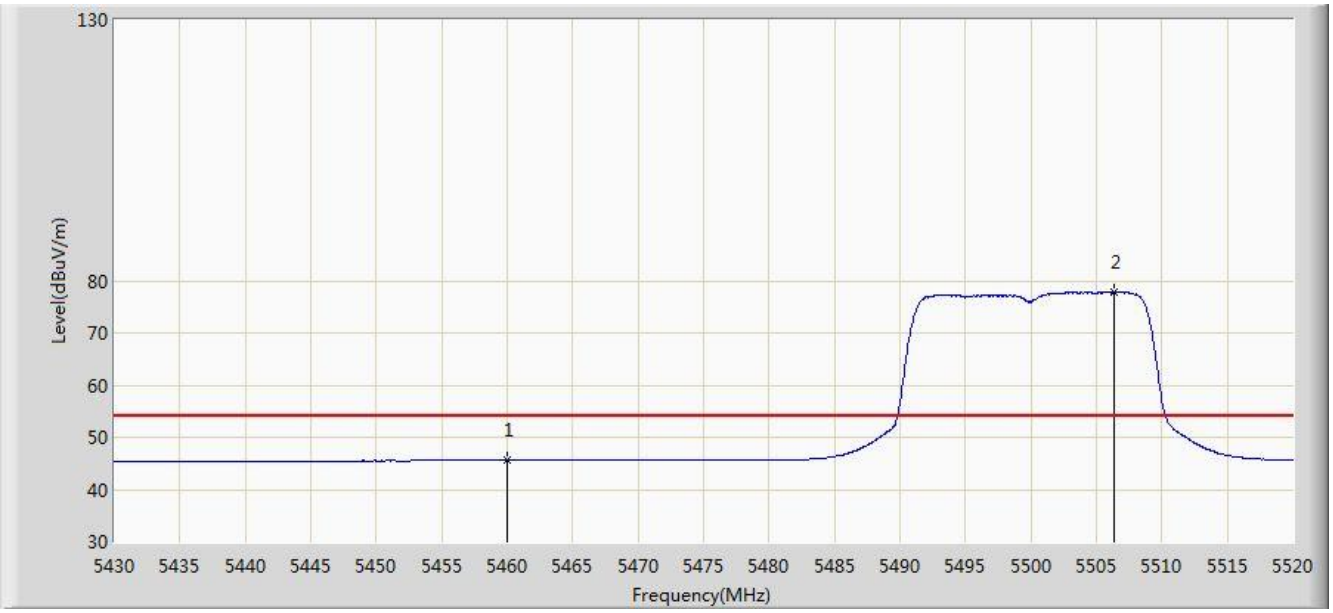

No	Flag	Mark	Frequency (MHz)	Measure Level (dBuV/m)	Reading Level (dBuV)	Over Limit (dB)	Limit (dBuV/m)	Factor (dB)	Type
1			5460.000	45.659	42.177	-8.341	54.000	3.482	AV
2		*	5506.365	77.862	74.343	N/A	N/A	3.519	AV

Note: Measure Level (dBµV/m) = Reading Level (dBµV) + Factor (dB)

Factor (dB) = Cable Loss (dB) + Antenna Factor (dB/m) - Pre_Amplifier Gain (dB).

Site: AC1	Time: 2017/04/16 - 14:29
Limit: FCC_Part15.209_RE(3m)	Engineer: Will Yan
Probe: BBHA9120D_1-18GHz	Polarity: Vertical
EUT: 802.11ac Dual Band Module	Power: AC 120V/60Hz
Test Mode: Transmit by 802.11n-HT20 at channel at 5500MHz Ant 0 + 1	

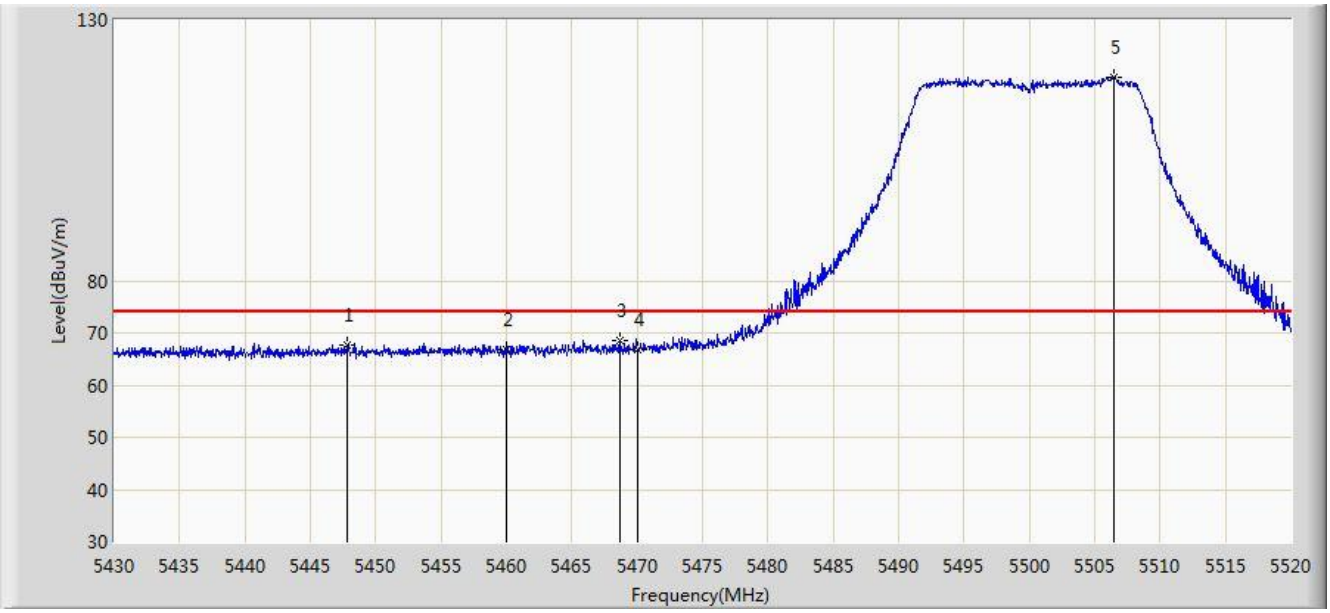

No	Flag	Mark	Frequency (MHz)	Measure Level (dBuV/m)	Reading Level (dBuV)	Over Limit (dB)	Limit (dBuV/m)	Factor (dB)	Type
1			5447.820	67.826	64.408	-6.174	74.000	3.418	PK
2			5460.000	66.711	63.229	-7.289	74.000	3.482	PK
3			5468.655	68.612	65.080	-5.388	74.000	3.532	PK
4			5470.000	66.776	63.237	-7.224	74.000	3.539	PK
5		*	5506.500	119.041	115.522	N/A	N/A	3.519	PK

Note: Measure Level (dBμV/m) = Reading Level (dBμV) + Factor (dB)

Factor (dB) = Cable Loss (dB) + Antenna Factor (dB/m) - Pre_Amplifier Gain (dB).

Site: AC1	Time: 2017/04/16 - 14:27
Limit: FCC_Part15.209_RE(3m)	Engineer: Will Yan
Probe: BBHA9120D_1-18GHz	Polarity: Vertical
EUT: 802.11ac Dual Band Module	Power: AC 120V/60Hz
Test Mode: Transmit by 802.11n-HT20 at channel at 5500MHz Ant 0 + 1	

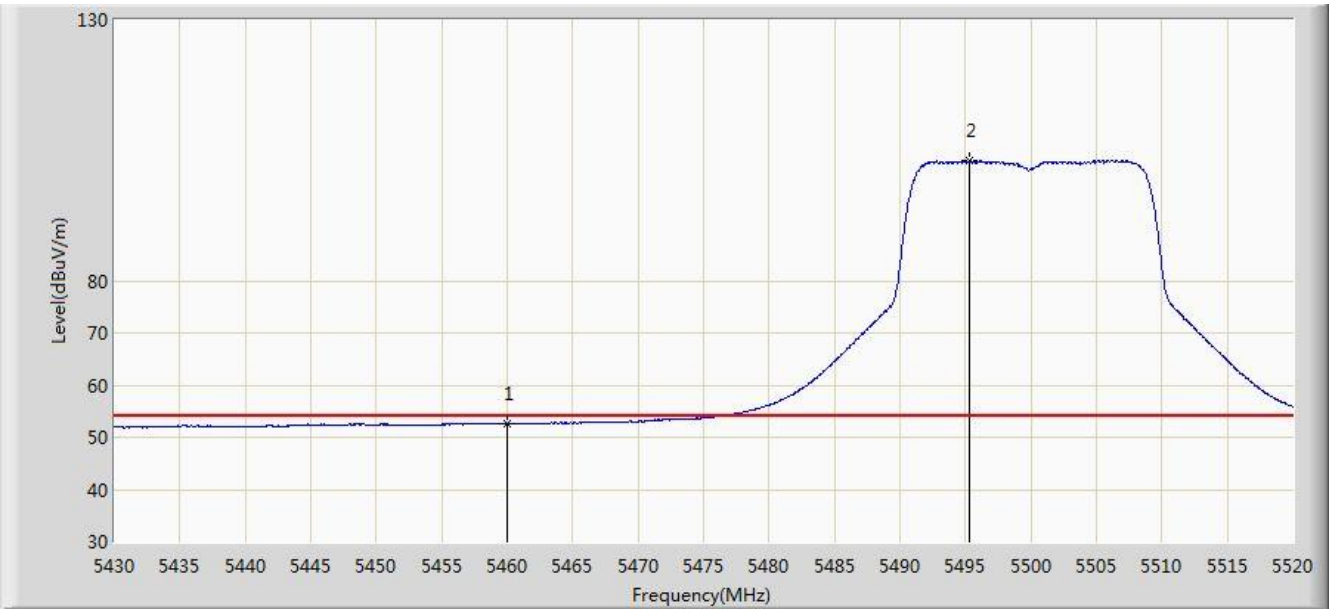

No	Flag	Mark	Frequency (MHz)	Measure Level (dBuV/m)	Reading Level (dBuV)	Over Limit (dB)	Limit (dBuV/m)	Factor (dB)	Type
1			5460.000	52.619	49.137	-1.381	54.000	3.482	AV
2		*	5495.340	102.901	99.370	N/A	N/A	3.531	AV

Note: Measure Level (dBµV/m) = Reading Level (dBµV) + Factor (dB)

Factor (dB) = Cable Loss (dB) + Antenna Factor (dB/m) - Pre_Amplifier Gain (dB).

Site: AC1	Time: 2017/04/16 - 14:38
Limit: FCC_Part15.209_RE(3m)	Engineer: Will Yan
Probe: BBHA9120D_1-18GHz	Polarity: Horizontal
EUT: 802.11ac Dual Band Module	Power: AC 120V/60Hz
Test Mode: Transmit by 802.11n-HT20 at channel at 5700MHz Ant 0 + 1	

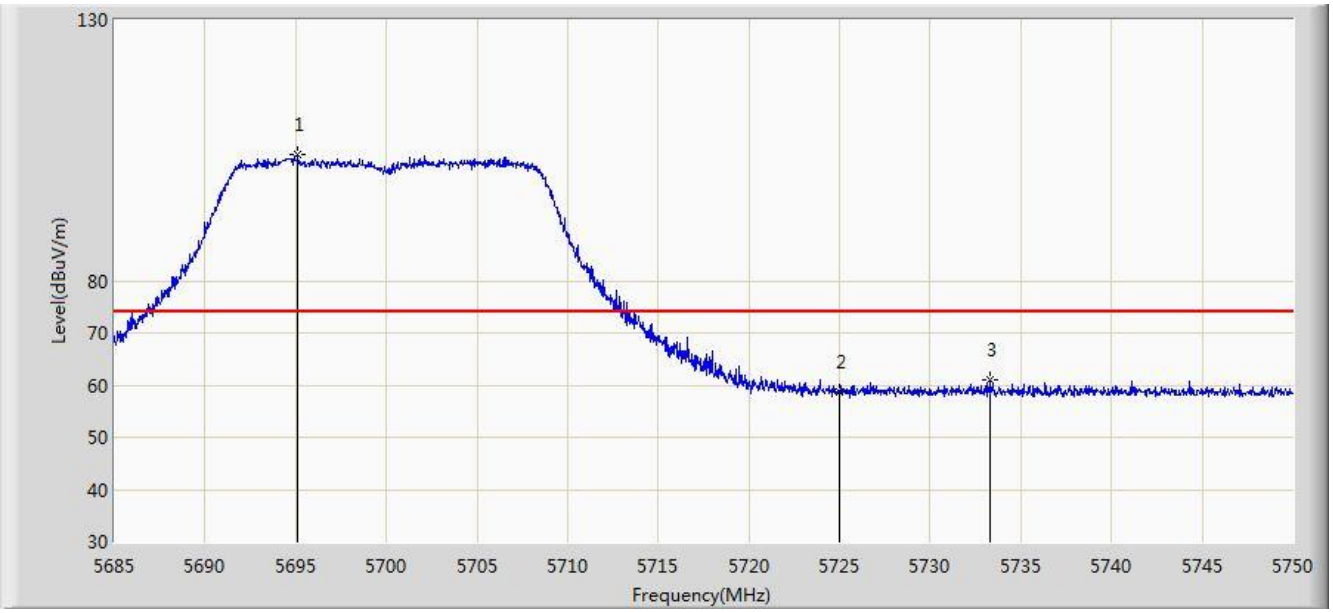

No	Flag	Mark	Frequency (MHz)	Measure Level (dBuV/m)	Reading Level (dBuV)	Over Limit (dB)	Limit (dBuV/m)	Factor (dB)	Type
1		*	5695.140	104.340	100.628	N/A	N/A	3.712	PK
2			5725.000	58.614	54.823	-15.386	74.000	3.791	PK
3			5733.328	60.991	57.174	-13.009	74.000	3.817	PK

Note: Measure Level (dBμV/m) = Reading Level (dBμV) + Factor (dB)

Factor (dB) = Cable Loss (dB) + Antenna Factor (dB/m) - Pre_Amplifier Gain (dB).

Site: AC1	Time: 2017/04/16 - 14:39
Limit: FCC_Part15.209_RE(3m)	Engineer: Will Yan
Probe: BBHA9120D_1-18GHz	Polarity: Horizontal
EUT: 802.11ac Dual Band Module	Power: AC 120V/60Hz
Test Mode: Transmit by 802.11n-HT20 at channel at 5700MHz Ant 0 + 1	

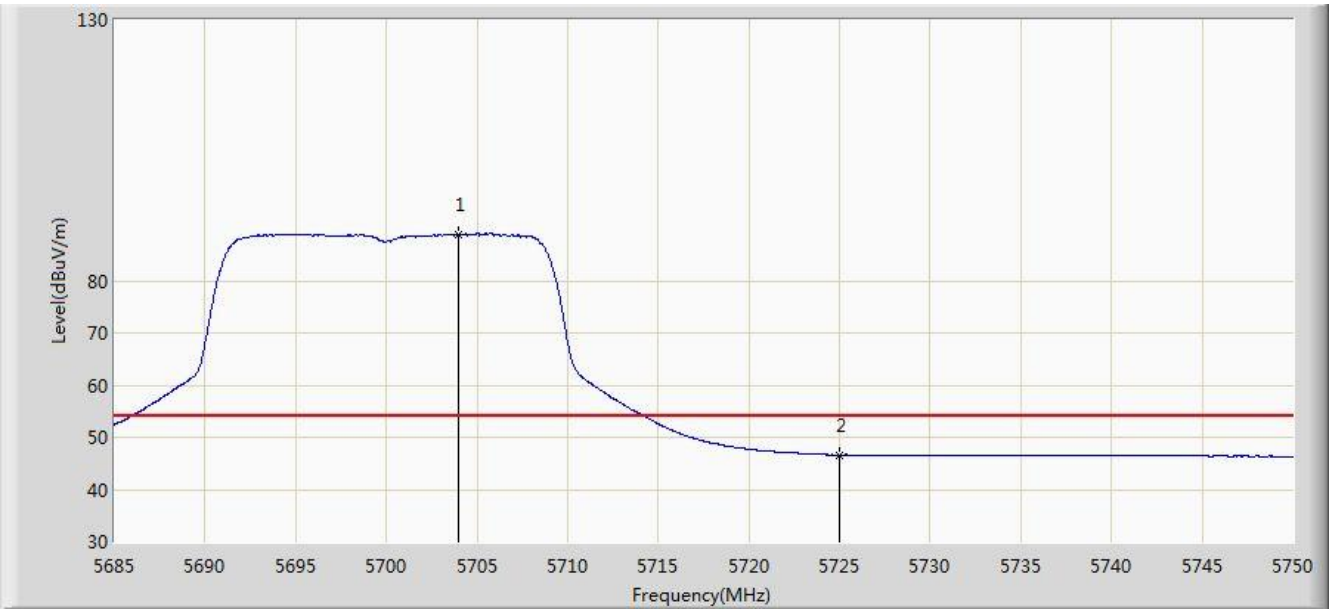

No	Flag	Mark	Frequency (MHz)	Measure Level (dBuV/m)	Reading Level (dBuV)	Over Limit (dB)	Limit (dBuV/m)	Factor (dB)	Type
1		*	5703.980	88.926	85.199	N/A	N/A	3.727	AV
2			5725.000	46.621	42.830	-7.379	54.000	3.791	AV

Note: Measure Level (dBµV/m) = Reading Level (dBµV) + Factor (dB)

Factor (dB) = Cable Loss (dB) + Antenna Factor (dB/m) - Pre_Amplifier Gain (dB).

Site: AC1	Time: 2017/04/16 - 14:37
Limit: FCC_Part15.209_RE(3m)	Engineer: Will Yan
Probe: BBHA9120D_1-18GHz	Polarity: Vertical
EUT: 802.11ac Dual Band Module	Power: AC 120V/60Hz
Test Mode: Transmit by 802.11n-HT20 at channel at 5700MHz Ant 0 + 1	

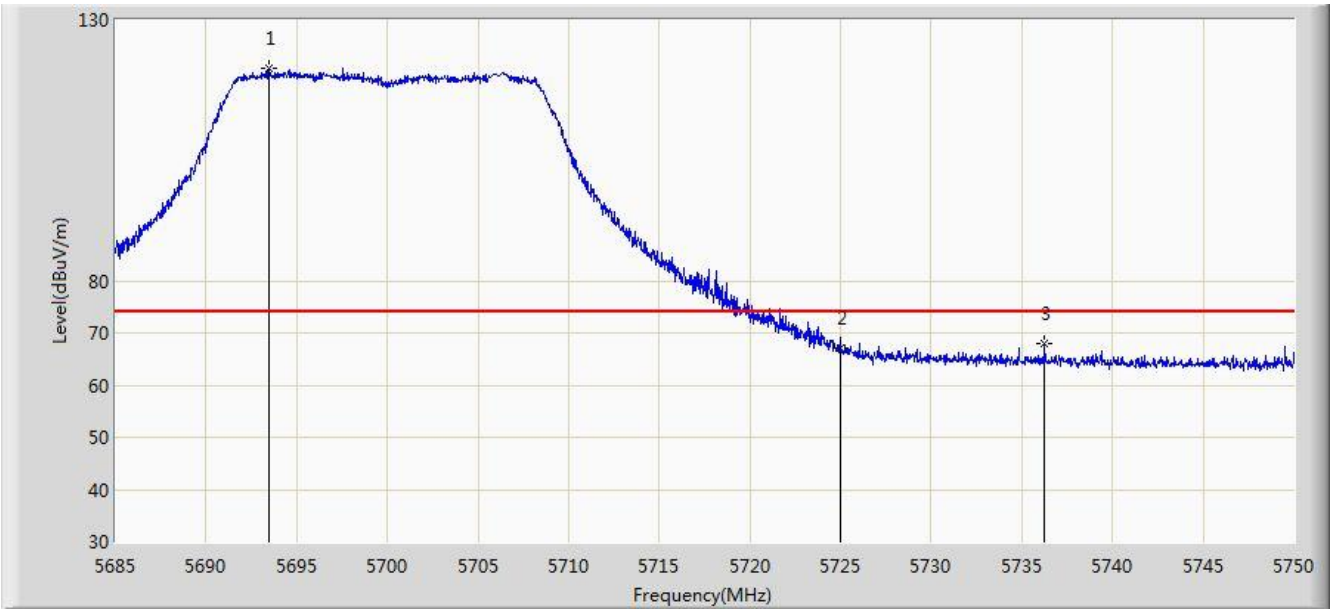

No	Flag	Mark	Frequency (MHz)	Measure Level (dBuV/m)	Reading Level (dBuV)	Over Limit (dB)	Limit (dBuV/m)	Factor (dB)	Type
1		*	5693.482	120.597	116.887	N/A	N/A	3.710	PK
2			5725.000	67.055	63.264	-6.945	74.000	3.791	PK
3			5736.252	67.830	64.004	-6.170	74.000	3.826	PK

Note: Measure Level (dBμV/m) = Reading Level (dBμV) + Factor (dB)

Factor (dB) = Cable Loss (dB) + Antenna Factor (dB/m) - Pre_Amplifier Gain (dB).

Site: AC1	Time: 2017/04/16 - 14:37
Limit: FCC_Part15.209_RE(3m)	Engineer: Will Yan
Probe: BBHA9120D_1-18GHz	Polarity: Vertical
EUT: 802.11ac Dual Band Module	Power: AC 120V/60Hz
Test Mode: Transmit by 802.11n-HT20 at channel at 5700MHz Ant 0 + 1	

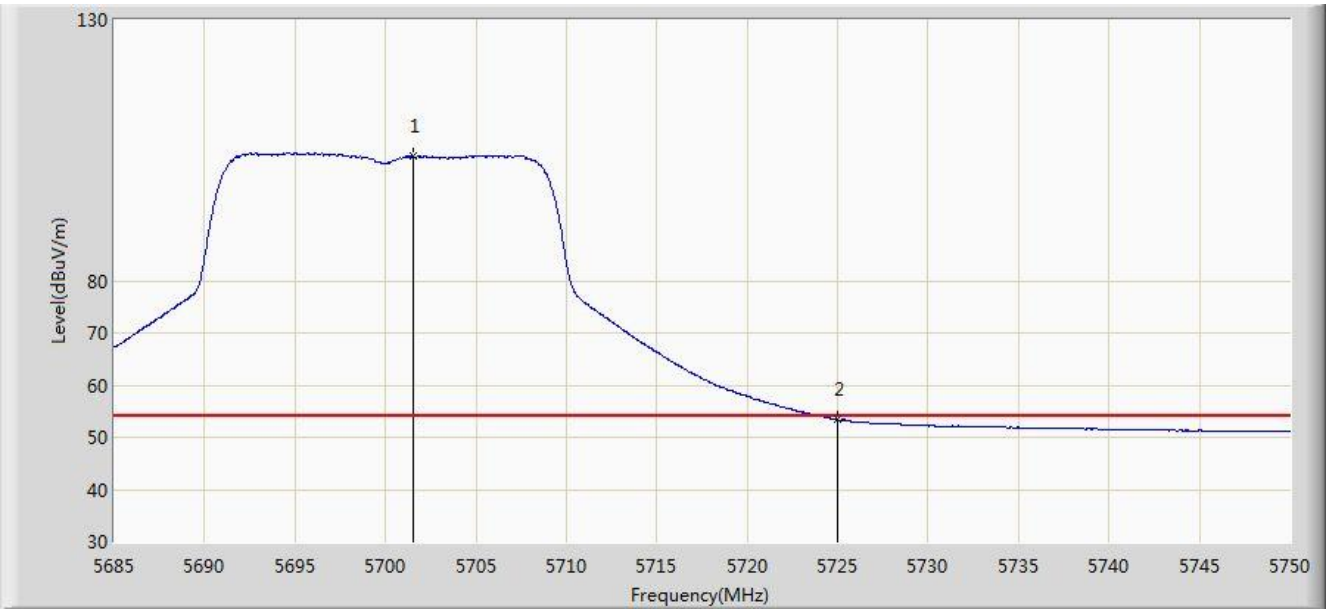

No	Flag	Mark	Frequency (MHz)	Measure Level (dBuV/m)	Reading Level (dBuV)	Over Limit (dB)	Limit (dBuV/m)	Factor (dB)	Type
1		*	5701.510	103.865	100.144	N/A	N/A	3.720	AV
2			5725.000	53.346	49.555	-0.654	54.000	3.791	AV

Note: Measure Level (dBµV/m) = Reading Level (dBµV) + Factor (dB)

Factor (dB) = Cable Loss (dB) + Antenna Factor (dB/m) - Pre_Amplifier Gain (dB).

Site: AC1	Time: 2017/04/16 - 14:46
Limit: FCC_Part15.209_RE(3m)	Engineer: Will Yan
Probe: BBHA9120D_1-18GHz	Polarity: Horizontal
EUT: 802.11ac Dual Band Module	Power: AC 120V/60Hz
Test Mode: Transmit by 802.11n-HT20 at channel at 5745MHz Ant 0 + 1	

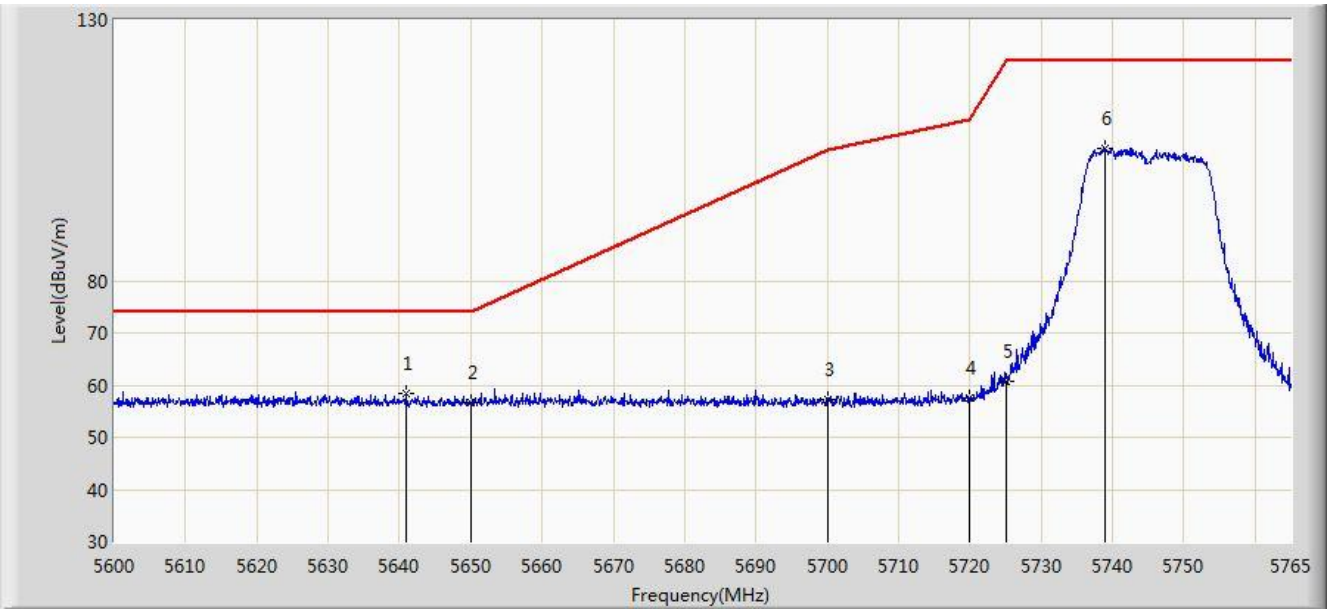

No	Flag	Mark	Frequency (MHz)	Measure Level (dBuV/m)	Reading Level (dBuV)	Over Limit (dB)	Limit (dBuV/m)	Factor (dB)	Type
1		*	5640.837	58.483	54.869	-15.517	74.000	3.615	PK
2			5650.000	56.567	52.940	-17.433	74.000	3.627	PK
3			5700.000	57.246	53.527	-47.954	105.200	3.719	PK
4			5720.000	57.469	53.693	-53.331	110.800	3.776	PK
5			5725.000	60.865	57.074	-61.335	122.200	3.791	PK
6			5739.013	105.450	101.616	N/A	N/A	3.834	PK

Note: Measure Level (dBµV/m) = Reading Level (dBµV) + Factor (dB)

Factor (dB) = Cable Loss (dB) + Antenna Factor (dB/m) - Pre_Amplifier Gain (dB).

Site: AC1	Time: 2017/04/16 - 14:43
Limit: FCC_Part15.209_RE(3m)	Engineer: Will Yan
Probe: BBHA9120D_1-18GHz	Polarity: Vertical
EUT: 802.11ac Dual Band Module	Power: AC 120V/60Hz
Test Mode: Transmit by 802.11n-HT20 at channel at 5745MHz Ant 0 + 1	

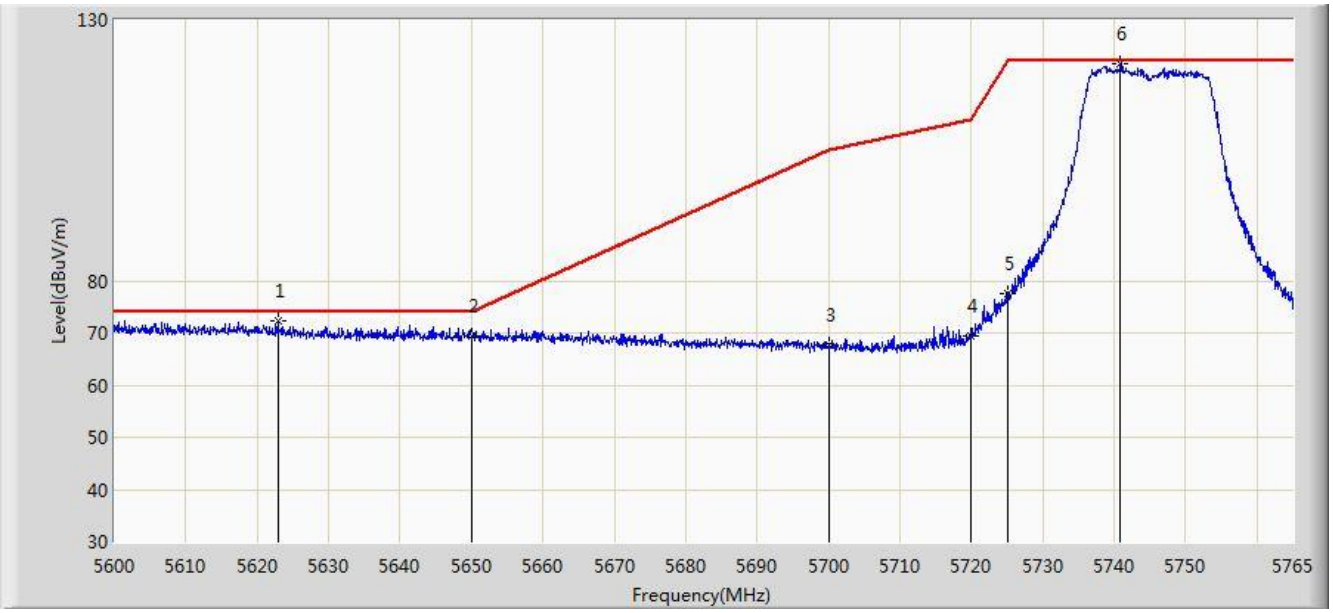

No	Flag	Mark	Frequency (MHz)	Measure Level (dBuV/m)	Reading Level (dBuV)	Over Limit (dB)	Limit (dBuV/m)	Factor (dB)	Type
1			5622.853	72.331	68.782	-1.669	74.000	3.550	PK
2			5650.000	69.497	65.870	-4.503	74.000	3.627	PK
3			5700.000	67.808	64.089	-37.392	105.200	3.719	PK
4			5720.000	69.415	65.639	-41.385	110.800	3.776	PK
5			5725.000	77.588	73.797	-44.612	122.200	3.791	PK
6		*	5740.828	121.593	117.754	N/A	N/A	3.839	PK

Note: Measure Level (dBµV/m) = Reading Level (dBµV) + Factor (dB)

Factor (dB) = Cable Loss (dB) + Antenna Factor (dB/m) - Pre_Amplifier Gain (dB).

Site: AC1	Time: 2017/04/16 - 14:49
Limit: FCC_Part15.209_RE(3m)	Engineer: Will Yan
Probe: BBHA9120D_1-18GHz	Polarity: Horizontal
EUT: 802.11ac Dual Band Module	Power: AC 120V/60Hz
Test Mode: Transmit by 802.11n-HT20 at channel at 5825MHz Ant 0 + 1	

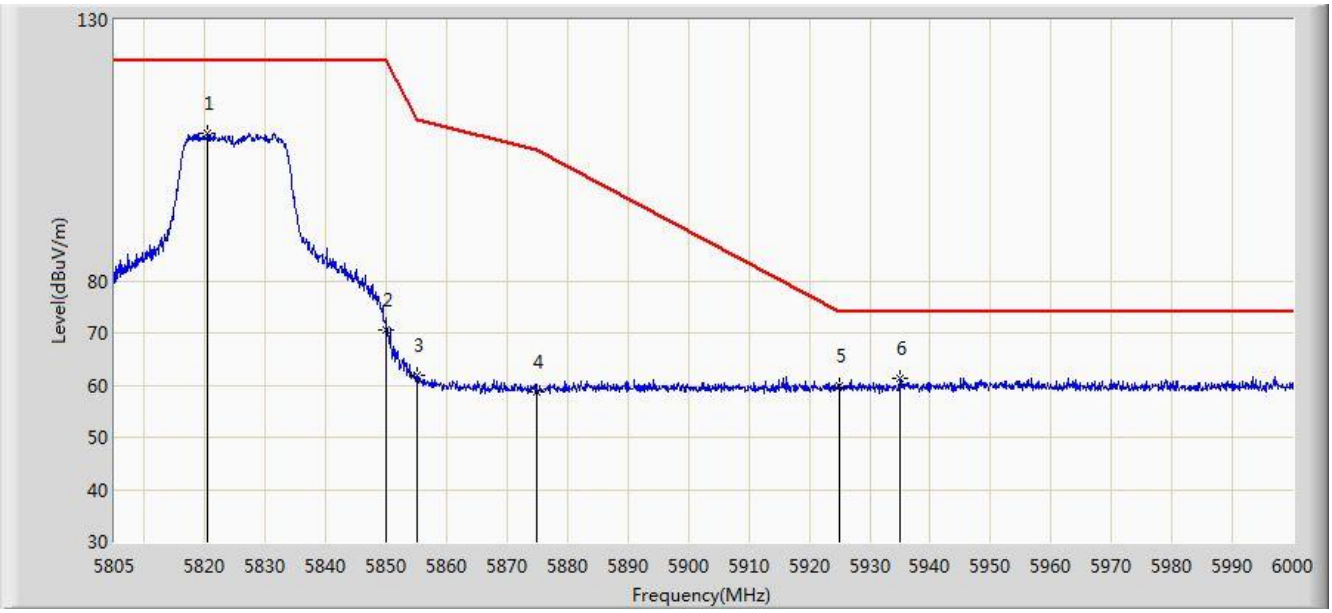

No	Flag	Mark	Frequency (MHz)	Measure Level (dBuV/m)	Reading Level (dBuV)	Over Limit (dB)	Limit (dBuV/m)	Factor (dB)	Type
1			5820.405	108.386	104.391	N/A	N/A	3.994	PK
2			5850.000	70.650	66.593	-51.550	122.200	4.058	PK
3			5855.000	61.747	57.687	-49.053	110.800	4.060	PK
4			5875.000	58.640	54.535	-46.560	105.200	4.105	PK
5			5925.000	59.996	55.743	-14.004	74.000	4.254	PK
6		*	5934.967	61.298	57.030	-12.702	74.000	4.268	PK

Note: Measure Level (dBµV/m) = Reading Level (dBµV) + Factor (dB)

Factor (dB) = Cable Loss (dB) + Antenna Factor (dB/m) - Pre_Amplifier Gain (dB).

Site: AC1	Time: 2017/04/16 - 14:48
Limit: FCC_Part15.209_RE(3m)	Engineer: Will Yan
Probe: BBHA9120D_1-18GHz	Polarity: Vertical
EUT: 802.11ac Dual Band Module	Power: AC 120V/60Hz
Test Mode: Transmit by 802.11n-HT20 at channel at 5825MHz Ant 0 + 1	

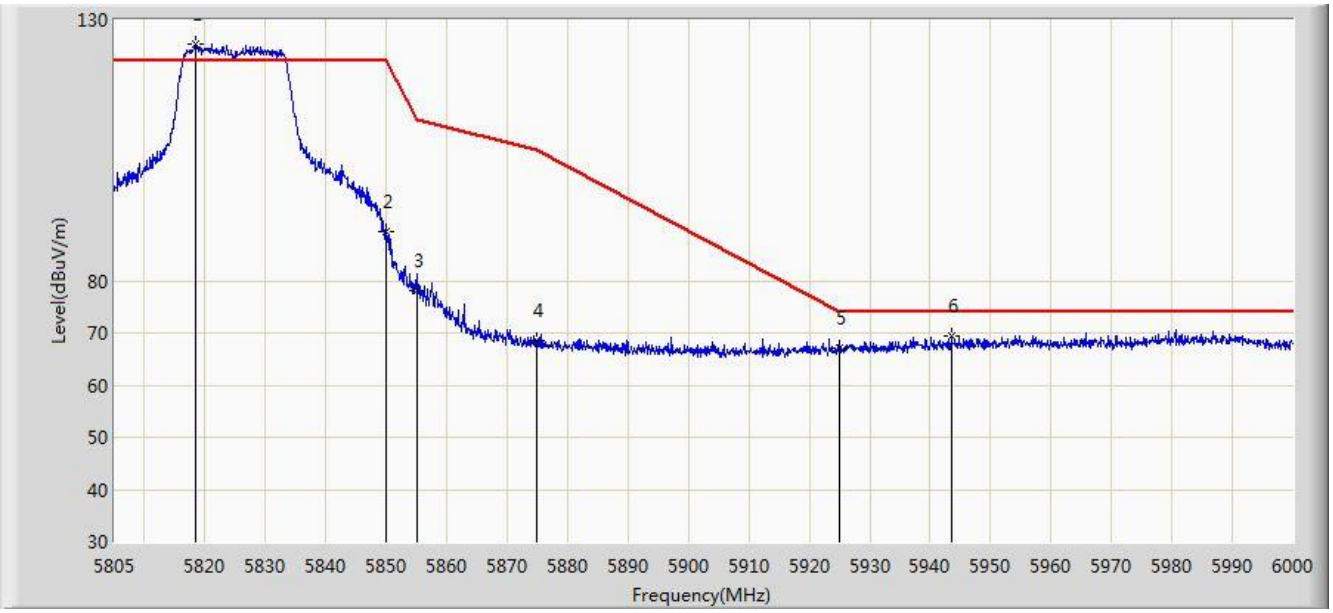

No	Flag	Mark	Frequency (MHz)	Measure Level (dBuV/m)	Reading Level (dBuV)	Over Limit (dB)	Limit (dBuV/m)	Factor (dB)	Type
1		*	5818.357	125.329	121.339	N/A	N/A	3.990	PK
2			5850.000	89.383	85.326	-32.817	122.200	4.058	PK
3			5855.000	78.165	74.105	-32.635	110.800	4.060	PK
4			5875.000	68.564	64.459	-36.636	105.200	4.105	PK
5			5925.000	66.970	62.717	-7.030	74.000	4.254	PK
6			5943.547	69.498	65.226	-4.502	74.000	4.272	PK

Note: Measure Level (dBμV/m) = Reading Level (dBμV) + Factor (dB)

Factor (dB) = Cable Loss (dB) + Antenna Factor (dB/m) - Pre_Amplifier Gain (dB).

Site: AC1	Time: 2017/04/16 - 14:57
Limit: FCC_Part15.209_RE(3m)	Engineer: Will Yan
Probe: BBHA9120D_1-18GHz	Polarity: Horizontal
EUT: 802.11ac Dual Band Module	Power: AC 120V/60Hz
Test Mode: Transmit by 802.11n-HT40 at channel at 5190MHz Ant 0 + 1	

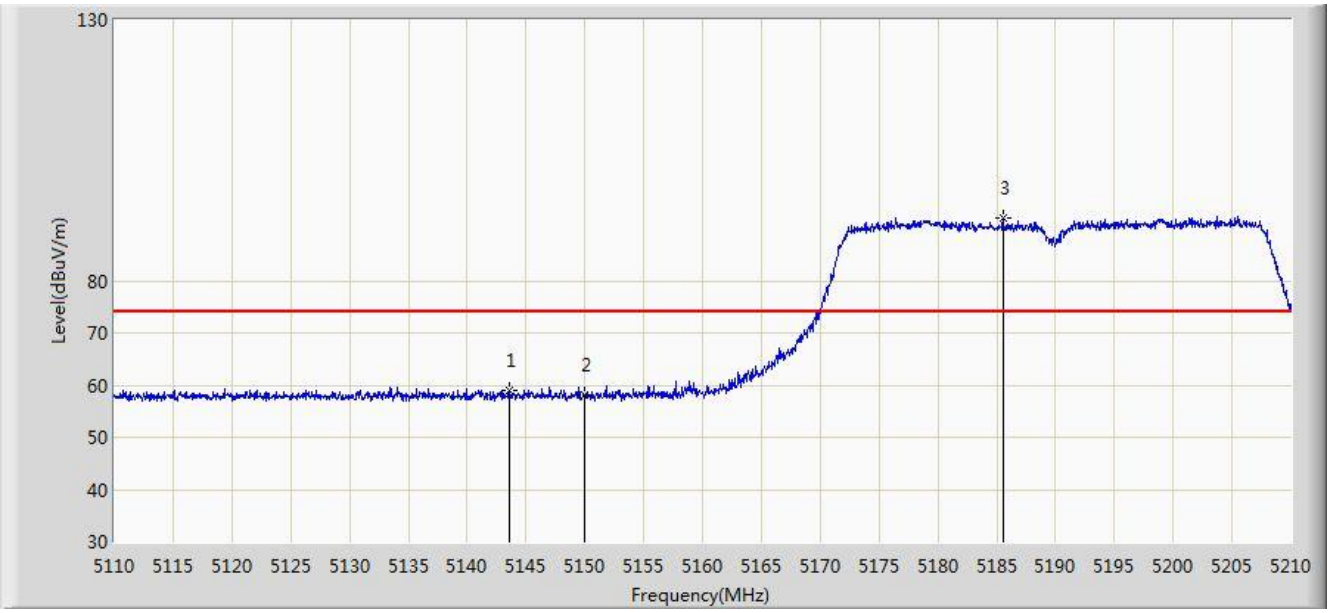

No	Flag	Mark	Frequency (MHz)	Measure Level (dBuV/m)	Reading Level (dBuV)	Over Limit (dB)	Limit (dBuV/m)	Factor (dB)	Type
1			5143.550	59.055	55.746	-14.945	74.000	3.309	PK
2			5150.000	58.131	54.822	-15.869	74.000	3.309	PK
3		*	5185.550	92.038	88.772	N/A	N/A	3.266	PK

Note: Measure Level (dBµV/m) = Reading Level (dBµV) + Factor (dB)

Factor (dB) = Cable Loss (dB) + Antenna Factor (dB/m) - Pre_Amplifier Gain (dB).

Site: AC1	Time: 2017/04/16 - 15:01
Limit: FCC_Part15.209_RE(3m)	Engineer: Will Yan
Probe: BBHA9120D_1-18GHz	Polarity: Horizontal
EUT: 802.11ac Dual Band Module	Power: AC 120V/60Hz
Test Mode: Transmit by 802.11n-HT40 at channel at 5190MHz Ant 0 + 1	

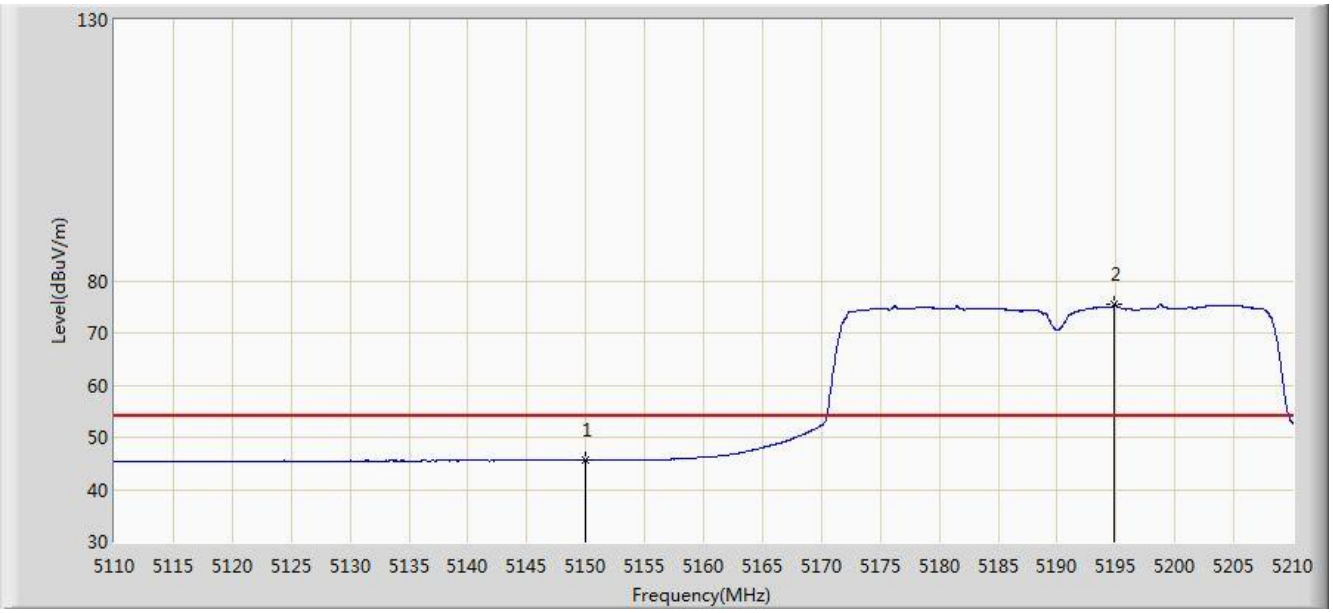

No	Flag	Mark	Frequency (MHz)	Measure Level (dBuV/m)	Reading Level (dBuV)	Over Limit (dB)	Limit (dBuV/m)	Factor (dB)	Type
1			5150.000	45.573	42.264	-8.427	54.000	3.309	AV
2		*	5194.850	75.510	72.255	N/A	N/A	3.255	AV

Note: Measure Level (dBµV/m) = Reading Level (dBµV) + Factor (dB)

Factor (dB) = Cable Loss (dB) + Antenna Factor (dB/m) - Pre_Amplifier Gain (dB).

Site: AC1	Time: 2017/04/16 - 14:56
Limit: FCC_Part15.209_RE(3m)	Engineer: Will Yan
Probe: BBHA9120D_1-18GHz	Polarity: Vertical
EUT: 802.11ac Dual Band Module	Power: AC 120V/60Hz
Test Mode: Transmit by 802.11n-HT40 at channel at 5190MHz Ant 0 + 1	

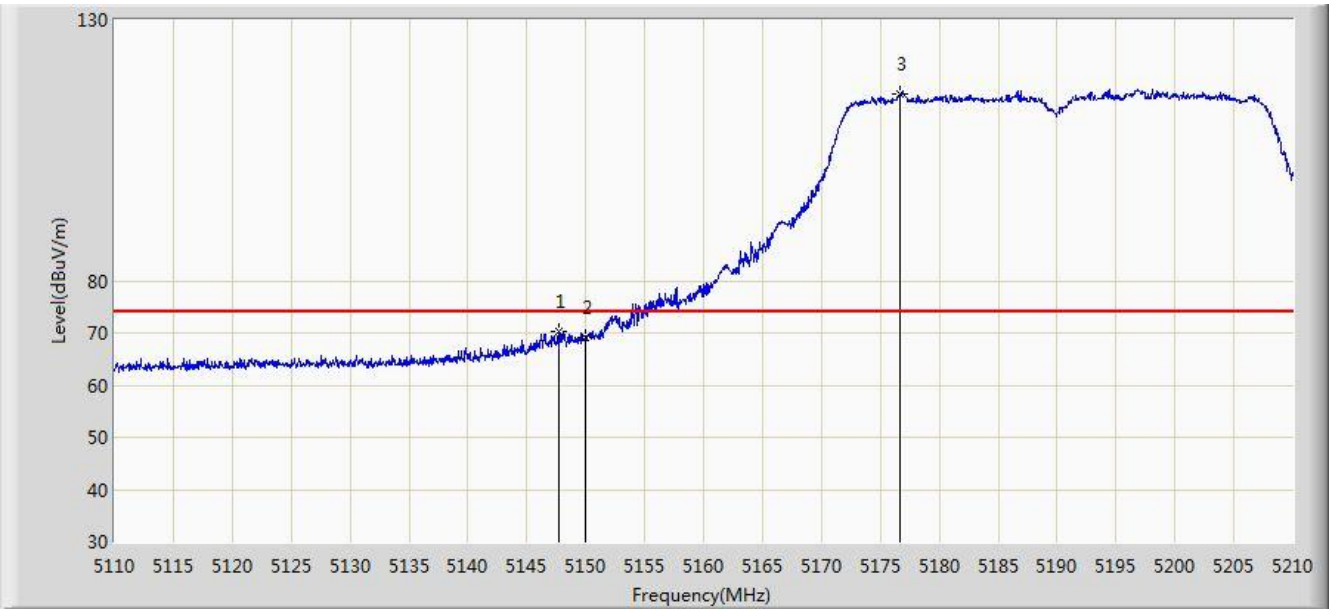

No	Flag	Mark	Frequency (MHz)	Measure Level (dBuV/m)	Reading Level (dBuV)	Over Limit (dB)	Limit (dBuV/m)	Factor (dB)	Type
1			5147.750	70.242	66.933	-3.758	74.000	3.309	PK
2			5150.000	69.043	65.734	-4.957	74.000	3.309	PK
3		*	5176.700	115.885	112.609	N/A	N/A	3.276	PK

Note: Measure Level (dBμV/m) = Reading Level (dBμV) + Factor (dB)

Factor (dB) = Cable Loss (dB) + Antenna Factor (dB/m) - Pre_Amplifier Gain (dB).

Site: AC1	Time: 2017/04/16 - 14:55
Limit: FCC_Part15.209_RE(3m)	Engineer: Will Yan
Probe: BBHA9120D_1-18GHz	Polarity: Vertical
EUT: 802.11ac Dual Band Module	Power: AC 120V/60Hz
Test Mode: Transmit by 802.11n-HT40 at channel at 5190MHz Ant 0 + 1	

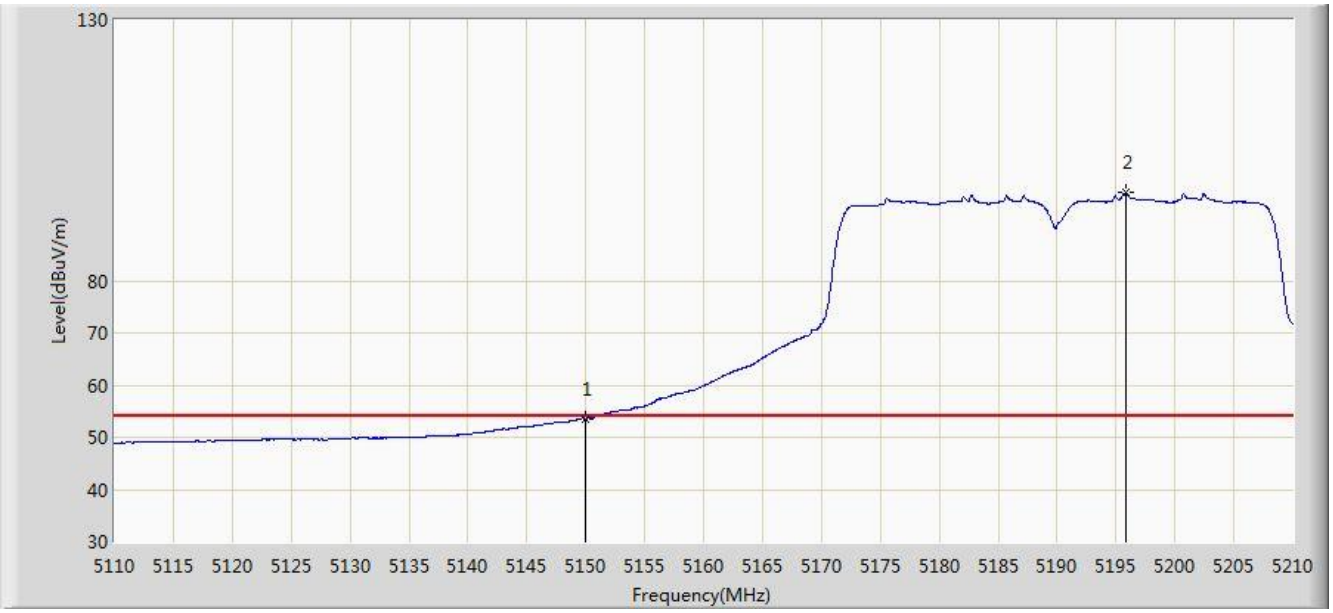

No	Flag	Mark	Frequency (MHz)	Measure Level (dBuV/m)	Reading Level (dBuV)	Over Limit (dB)	Limit (dBuV/m)	Factor (dB)	Type
1			5150.000	53.621	50.312	-0.379	54.000	3.309	AV
2		*	5195.850	96.979	93.725	N/A	N/A	3.254	AV

Note: Measure Level (dBµV/m) = Reading Level (dBµV) + Factor (dB)

Factor (dB) = Cable Loss (dB) + Antenna Factor (dB/m) - Pre_Amplifier Gain (dB).

Site: AC1	Time: 2017/04/16 - 15:07
Limit: FCC_Part15.209_RE(3m)	Engineer: Will Yan
Probe: BBHA9120D_1-18GHz	Polarity: Horizontal
EUT: 802.11ac Dual Band Module	Power: AC 120V/60Hz
Test Mode: Transmit by 802.11n-HT40 at channel at 5310MHz Ant 0 + 1	

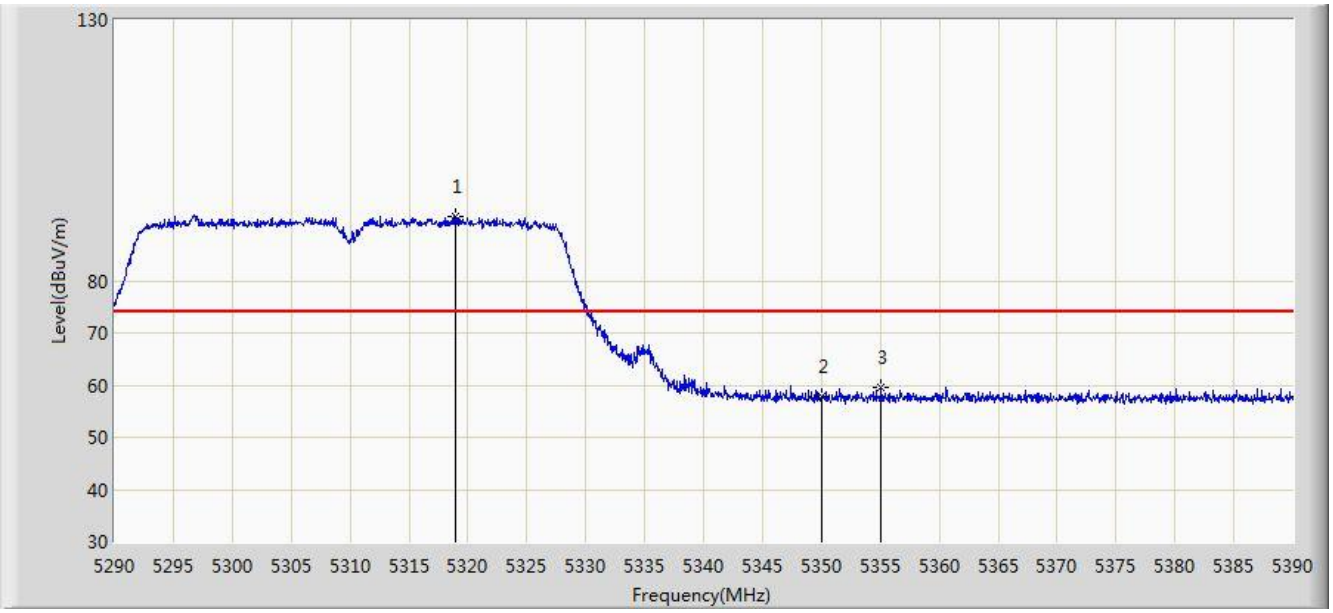

No	Flag	Mark	Frequency (MHz)	Measure Level (dBuV/m)	Reading Level (dBuV)	Over Limit (dB)	Limit (dBuV/m)	Factor (dB)	Type
1		*	5318.950	92.305	89.230	N/A	N/A	3.075	PK
2			5350.000	57.833	54.801	-16.167	74.000	3.032	PK
3			5355.100	59.552	56.525	-14.448	74.000	3.027	PK

Note: Measure Level (dBµV/m) = Reading Level (dBµV) + Factor (dB)

Factor (dB) = Cable Loss (dB) + Antenna Factor (dB/m) - Pre_Amplifier Gain (dB).

Site: AC1	Time: 2017/04/16 - 15:07
Limit: FCC_Part15.209_RE(3m)	Engineer: Will Yan
Probe: BBHA9120D_1-18GHz	Polarity: Horizontal
EUT: 802.11ac Dual Band Module	Power: AC 120V/60Hz
Test Mode: Transmit by 802.11n-HT40 at channel at 5310MHz Ant 0 + 1	

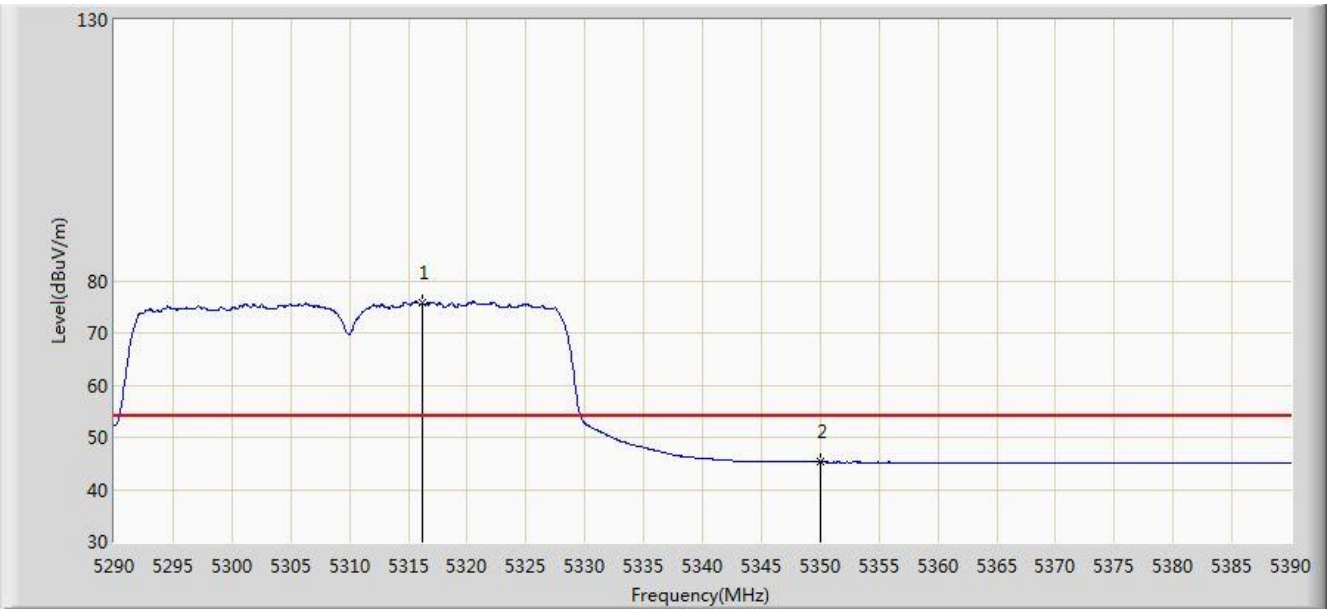

No	Flag	Mark	Frequency (MHz)	Measure Level (dBuV/m)	Reading Level (dBuV)	Over Limit (dB)	Limit (dBuV/m)	Factor (dB)	Type
1		*	5316.250	75.831	72.750	N/A	N/A	3.081	AV
2			5350.000	45.247	42.215	-8.753	54.000	3.032	AV

Note: Measure Level (dBµV/m) = Reading Level (dBµV) + Factor (dB)

Factor (dB) = Cable Loss (dB) + Antenna Factor (dB/m) - Pre_Amplifier Gain (dB).

Site: AC1	Time: 2017/04/16 - 15:06
Limit: FCC_Part15.209_RE(3m)	Engineer: Will Yan
Probe: BBHA9120D_1-18GHz	Polarity: Vertical
EUT: 802.11ac Dual Band Module	Power: AC 120V/60Hz
Test Mode: Transmit by 802.11n-HT40 at channel at 5310MHz Ant 0 + 1	

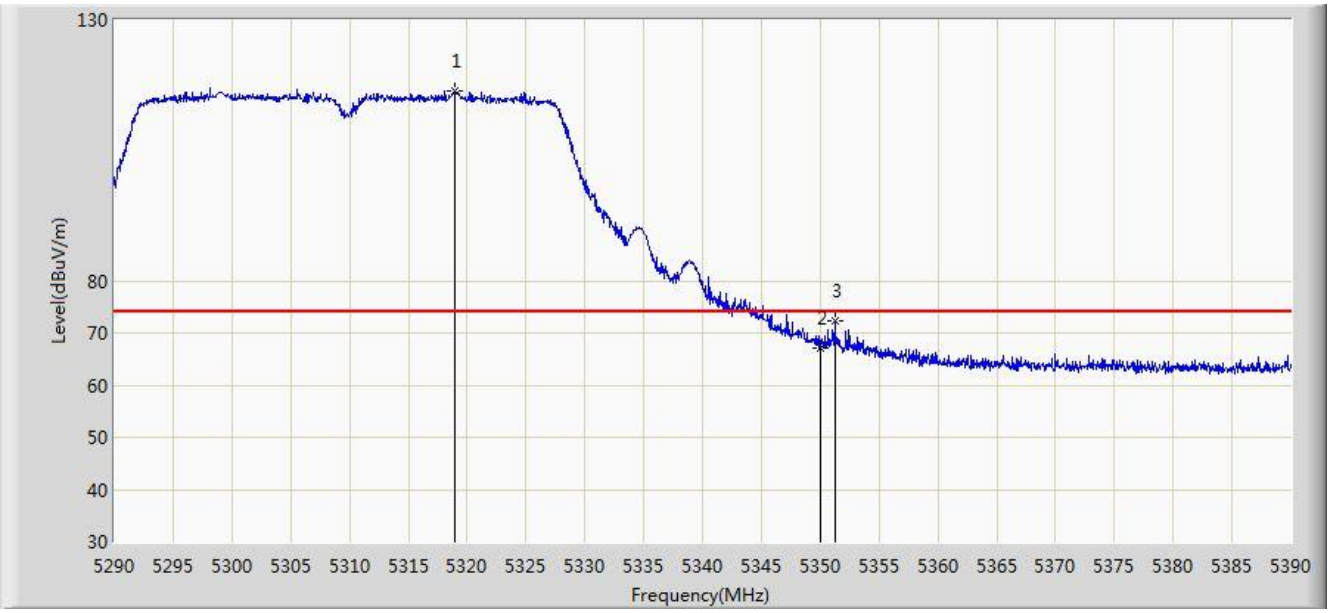

No	Flag	Mark	Frequency (MHz)	Measure Level (dBuV/m)	Reading Level (dBuV)	Over Limit (dB)	Limit (dBuV/m)	Factor (dB)	Type
1		*	5318.950	116.417	113.342	N/A	N/A	3.075	PK
2			5350.000	67.208	64.176	-6.792	74.000	3.032	PK
3			5351.250	72.397	69.366	-1.603	74.000	3.031	PK

Note: Measure Level (dBμV/m) = Reading Level (dBμV) + Factor (dB)

Factor (dB) = Cable Loss (dB) + Antenna Factor (dB/m) - Pre_Amplifier Gain (dB).

Site: AC1	Time: 2017/04/16 - 15:05
Limit: FCC_Part15.209_RE(3m)	Engineer: Will Yan
Probe: BBHA9120D_1-18GHz	Polarity: Vertical
EUT: 802.11ac Dual Band Module	Power: AC 120V/60Hz
Test Mode: Transmit by 802.11n-HT40 at channel at 5310MHz Ant 0 + 1	

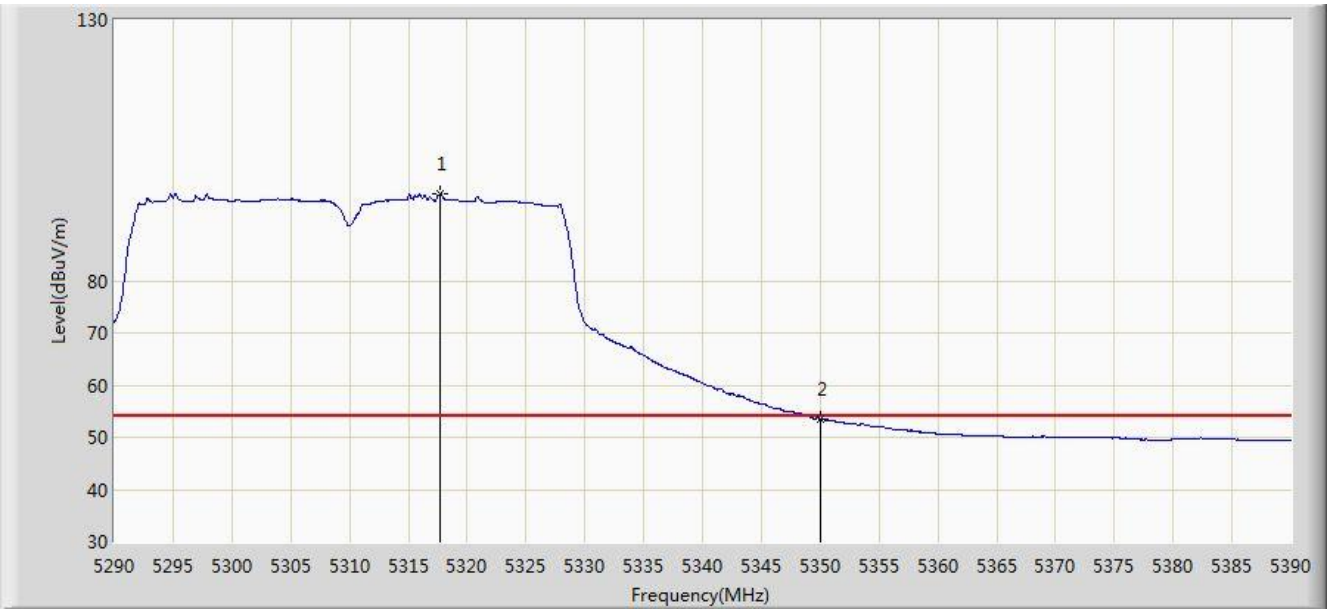

No	Flag	Mark	Frequency (MHz)	Measure Level (dBuV/m)	Reading Level (dBuV)	Over Limit (dB)	Limit (dBuV/m)	Factor (dB)	Type
1		*	5317.700	96.751	93.673	N/A	N/A	3.078	AV
2			5350.000	53.563	50.531	-0.437	54.000	3.032	AV

Note: Measure Level (dBµV/m) = Reading Level (dBµV) + Factor (dB)

Factor (dB) = Cable Loss (dB) + Antenna Factor (dB/m) - Pre_Amplifier Gain (dB).

Site: AC1	Time: 2017/04/16 - 15:17
Limit: FCC_Part15.209_RE(3m)	Engineer: Will Yan
Probe: BBHA9120D_1-18GHz	Polarity: Horizontal
EUT: 802.11ac Dual Band Module	Power: AC 120V/60Hz
Test Mode: Transmit by 802.11n-HT40 at channel at 5510MHz Ant 0 + 1	

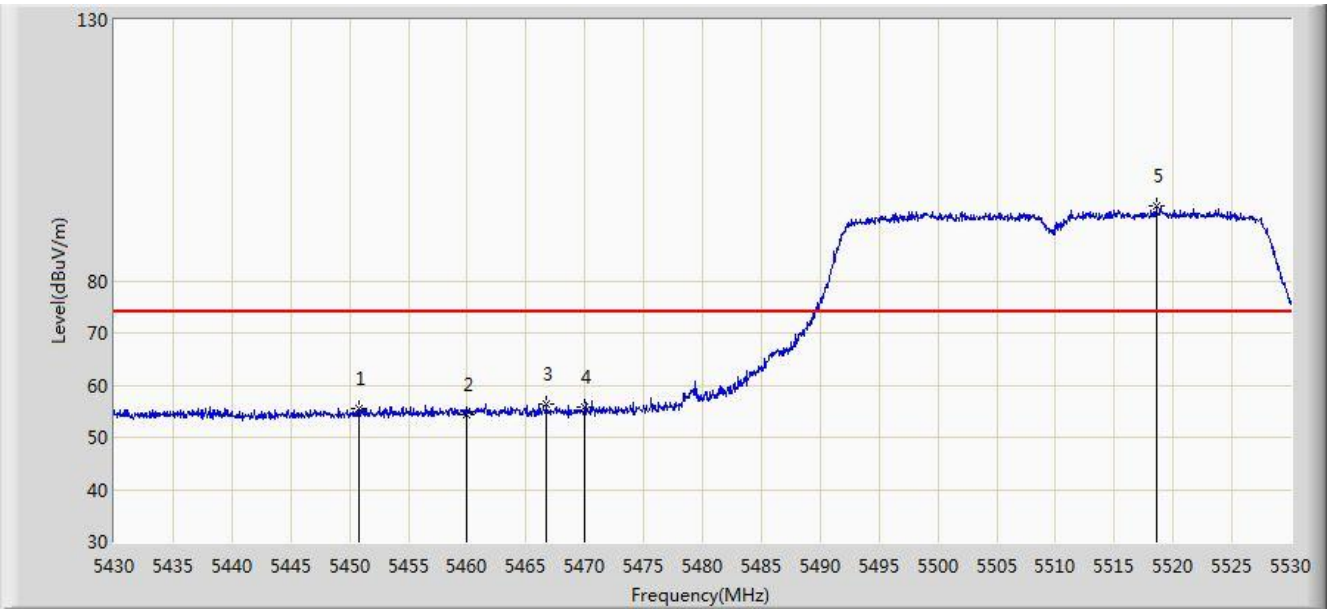

No	Flag	Mark	Frequency (MHz)	Measure Level (dBuV/m)	Reading Level (dBuV)	Over Limit (dB)	Limit (dBuV/m)	Factor (dB)	Type
1			5450.850	55.650	52.218	-18.350	74.000	3.432	PK
2			5460.000	54.480	50.998	-19.520	74.000	3.482	PK
3			5466.750	56.417	52.896	-17.583	74.000	3.521	PK
4			5470.000	55.863	52.324	-18.137	74.000	3.539	PK
5		*	5518.600	94.223	90.716	N/A	N/A	3.507	PK

Note: Measure Level (dBμV/m) = Reading Level (dBμV) + Factor (dB)

Factor (dB) = Cable Loss (dB) + Antenna Factor (dB/m) - Pre_Amplifier Gain (dB).

Site: AC1	Time: 2017/04/16 - 15:19
Limit: FCC_Part15.209_RE(3m)	Engineer: Will Yan
Probe: BBHA9120D_1-18GHz	Polarity: Horizontal
EUT: 802.11ac Dual Band Module	Power: AC 120V/60Hz
Test Mode: Transmit by 802.11n-HT40 at channel at 5510MHz Ant 0 + 1	

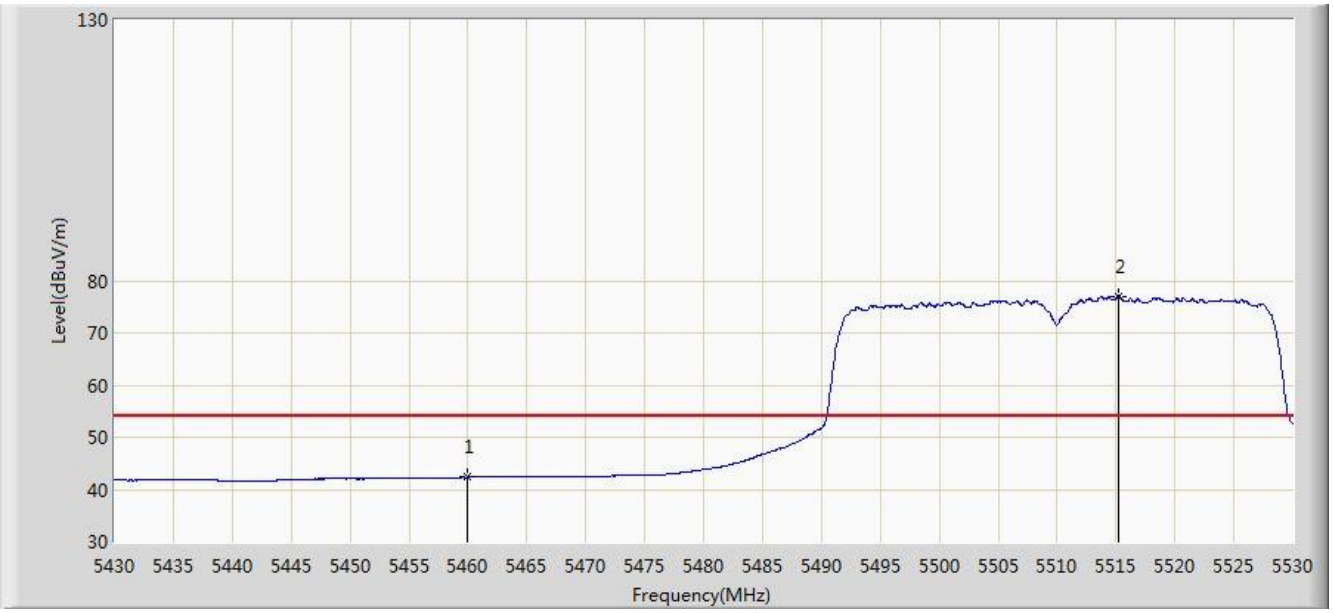

No	Flag	Mark	Frequency (MHz)	Measure Level (dBuV/m)	Reading Level (dBuV)	Over Limit (dB)	Limit (dBuV/m)	Factor (dB)	Type
1			5460.000	42.319	38.837	-11.681	54.000	3.482	AV
2		*	5515.200	77.069	73.559	N/A	N/A	3.510	AV

Note: Measure Level (dBµV/m) = Reading Level (dBµV) + Factor (dB)

Factor (dB) = Cable Loss (dB) + Antenna Factor (dB/m) - Pre_Amplifier Gain (dB).

Site: AC1	Time: 2017/04/16 - 15:16
Limit: FCC_Part15.209_RE(3m)	Engineer: Will Yan
Probe: BBHA9120D_1-18GHz	Polarity: Vertical
EUT: 802.11ac Dual Band Module	Power: AC 120V/60Hz
Test Mode: Transmit by 802.11n-HT40 at channel at 5510MHz Ant 0 + 1	

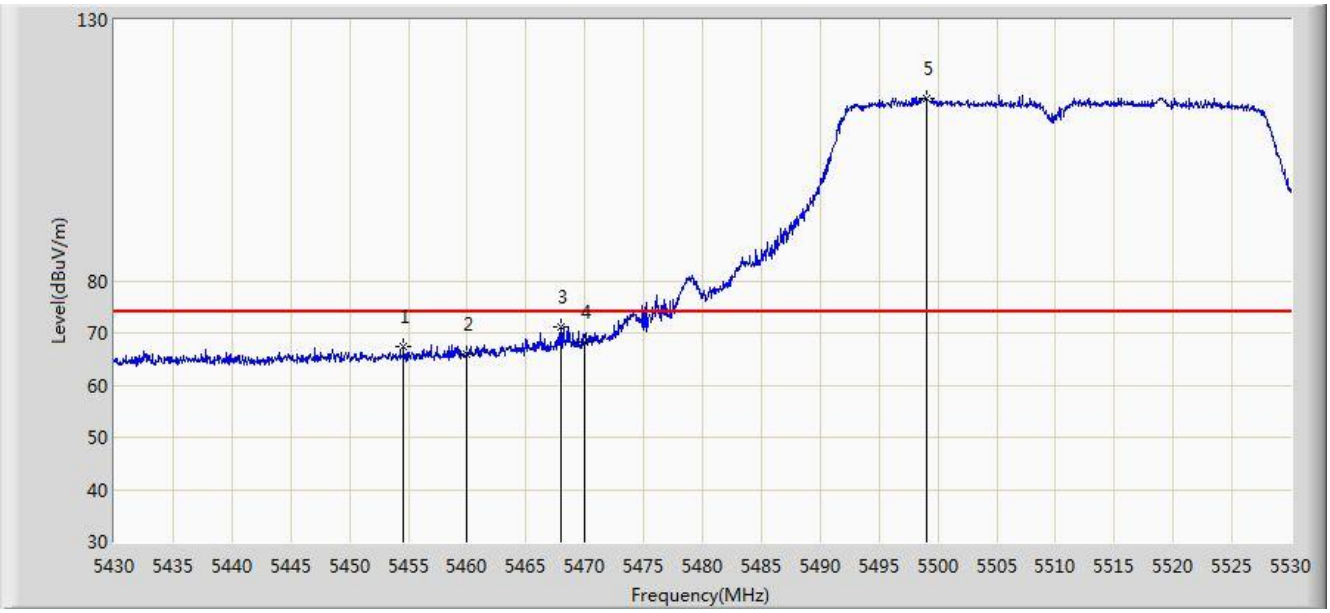

No	Flag	Mark	Frequency (MHz)	Measure Level (dBuV/m)	Reading Level (dBuV)	Over Limit (dB)	Limit (dBuV/m)	Factor (dB)	Type
1			5454.600	67.290	63.840	-6.710	74.000	3.450	PK
2			5460.000	66.027	62.545	-7.973	74.000	3.482	PK
3			5467.950	71.254	67.726	-2.746	74.000	3.527	PK
4			5470.000	68.320	64.781	-5.680	74.000	3.539	PK
5		*	5499.050	115.009	111.482	N/A	N/A	3.528	PK

Note: Measure Level (dBμV/m) = Reading Level (dBμV) + Factor (dB)

Factor (dB) = Cable Loss (dB) + Antenna Factor (dB/m) - Pre_Amplifier Gain (dB).

Site: AC1	Time: 2017/04/16 - 15:16
Limit: FCC_Part15.209_RE(3m)	Engineer: Will Yan
Probe: BBHA9120D_1-18GHz	Polarity: Vertical
EUT: 802.11ac Dual Band Module	Power: AC 120V/60Hz
Test Mode: Transmit by 802.11n-HT40 at channel at 5510MHz Ant 0 + 1	

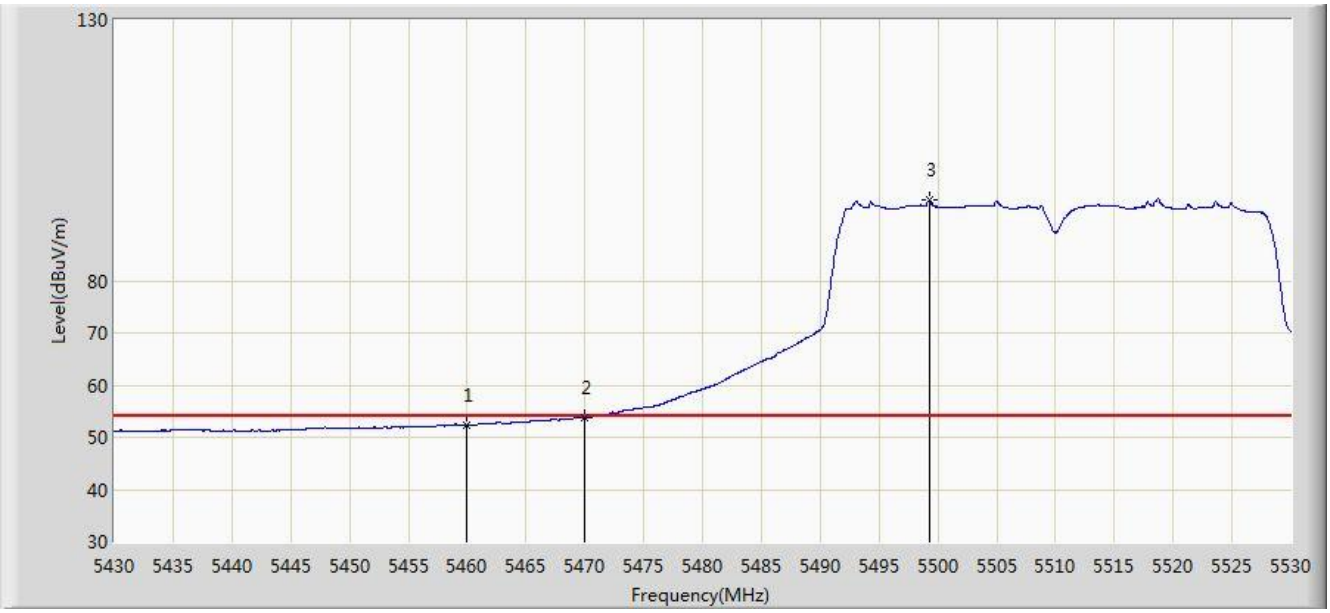

No	Flag	Mark	Frequency (MHz)	Measure Level (dBuV/m)	Reading Level (dBuV)	Over Limit (dB)	Limit (dBuV/m)	Factor (dB)	Type
1			5460.000	52.381	48.899	-1.619	54.000	3.482	AV
2			5470.000	53.699	50.160	-0.301	54.000	3.539	AV
3		*	5499.250	95.376	91.849	N/A	N/A	3.528	AV

Note: Measure Level (dBµV/m) = Reading Level (dBµV) + Factor (dB)

Factor (dB) = Cable Loss (dB) + Antenna Factor (dB/m) - Pre_Amplifier Gain (dB).

Site: AC1	Time: 2017/04/16 - 15:31
Limit: FCC_Part15.209_RE(3m)	Engineer: Will Yan
Probe: BBHA9120D_1-18GHz	Polarity: Horizontal
EUT: 802.11ac Dual Band Module	Power: AC 120V/60Hz
Test Mode: Transmit by 802.11n-HT40 at channel at 5670MHz Ant 0 + 1	

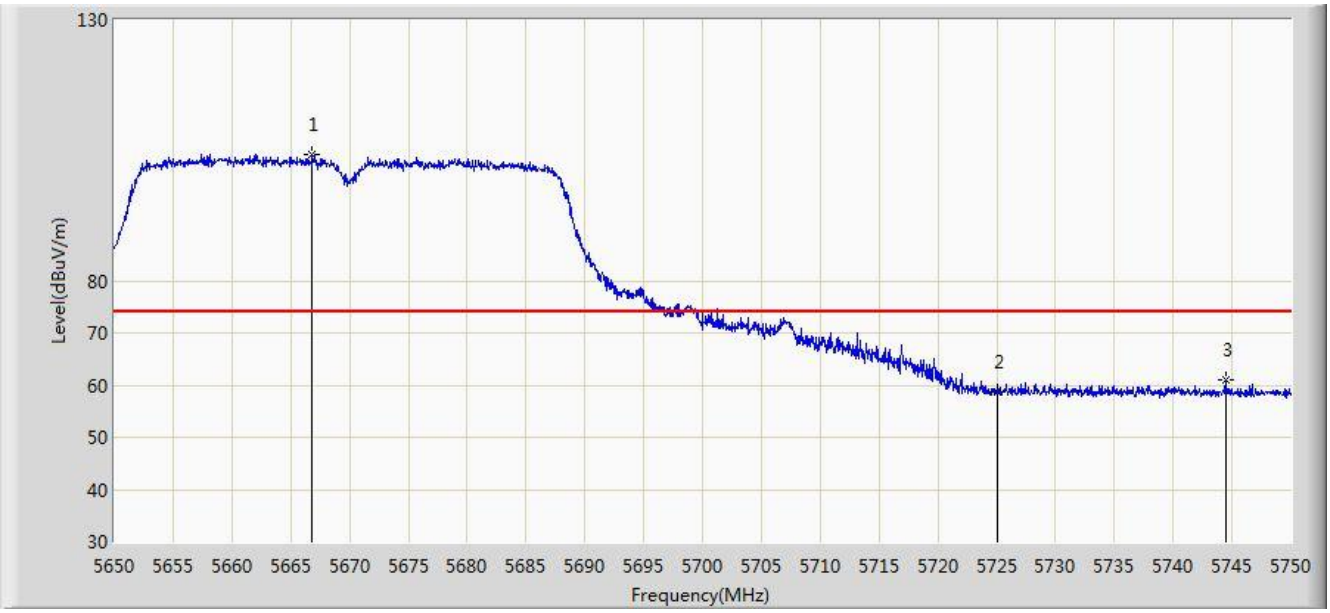

No	Flag	Mark	Frequency (MHz)	Measure Level (dBuV/m)	Reading Level (dBuV)	Over Limit (dB)	Limit (dBuV/m)	Factor (dB)	Type
1		*	5666.850	104.193	100.537	N/A	N/A	3.656	PK
2			5725.000	58.596	54.805	-15.404	74.000	3.791	PK
3			5744.450	60.967	57.116	-13.033	74.000	3.850	PK

Note: Measure Level (dBμV/m) = Reading Level (dBμV) + Factor (dB)

Factor (dB) = Cable Loss (dB) + Antenna Factor (dB/m) - Pre_Amplifier Gain (dB).

Site: AC1	Time: 2017/04/16 - 15:32
Limit: FCC_Part15.209_RE(3m)	Engineer: Will Yan
Probe: BBHA9120D_1-18GHz	Polarity: Horizontal
EUT: 802.11ac Dual Band Module	Power: AC 120V/60Hz
Test Mode: Transmit by 802.11n-HT40 at channel at 5670MHz Ant 0 + 1	

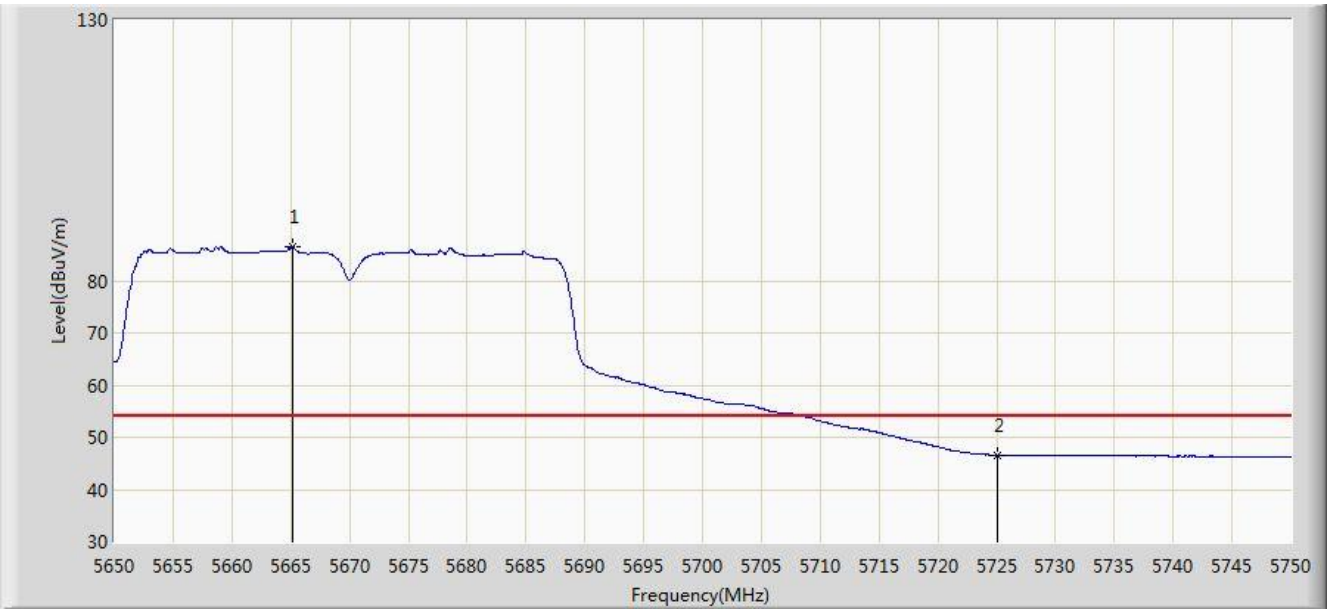

No	Flag	Mark	Frequency (MHz)	Measure Level (dBuV/m)	Reading Level (dBuV)	Over Limit (dB)	Limit (dBuV/m)	Factor (dB)	Type
1		*	5665.200	86.630	82.976	N/A	N/A	3.654	AV
2			5725.000	46.566	42.775	-7.434	54.000	3.791	AV

Note: Measure Level (dBµV/m) = Reading Level (dBµV) + Factor (dB)

Factor (dB) = Cable Loss (dB) + Antenna Factor (dB/m) - Pre_Amplifier Gain (dB).

Site: AC1	Time: 2017/04/16 - 15:30
Limit: FCC_Part15.209_RE(3m)	Engineer: Will Yan
Probe: BBHA9120D_1-18GHz	Polarity: Vertical
EUT: 802.11ac Dual Band Module	Power: AC 120V/60Hz
Test Mode: Transmit by 802.11n-HT40 at channel at 5670MHz Ant 0 + 1	

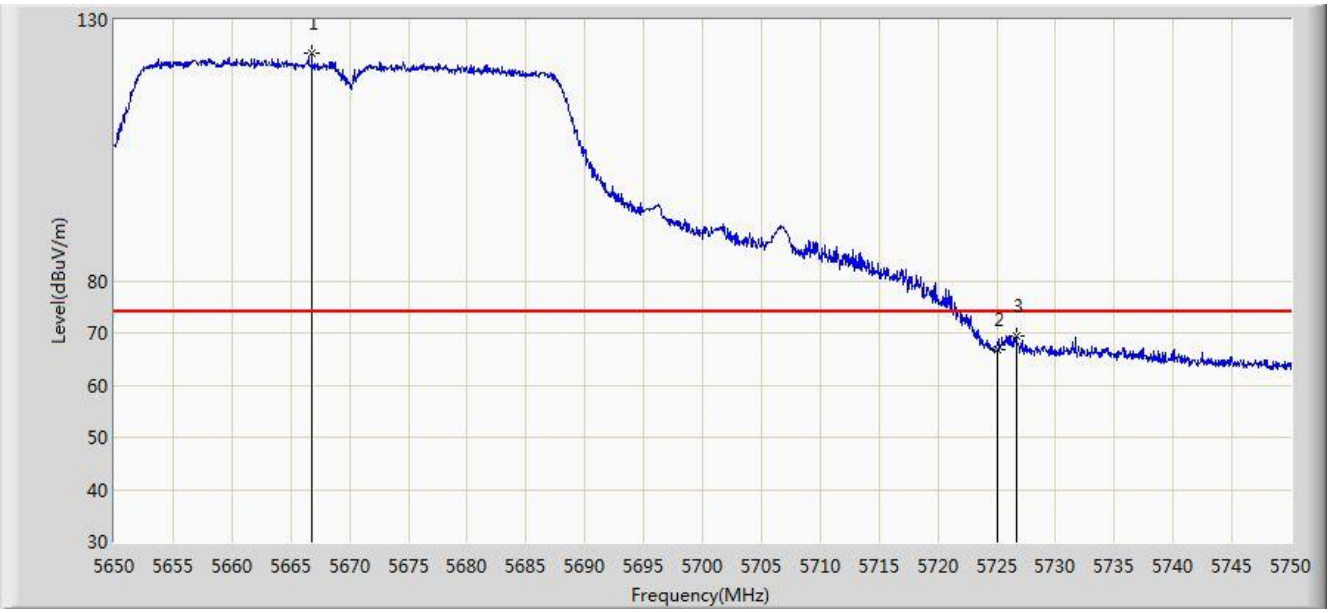

No	Flag	Mark	Frequency (MHz)	Measure Level (dBuV/m)	Reading Level (dBuV)	Over Limit (dB)	Limit (dBuV/m)	Factor (dB)	Type
1		*	5666.800	123.717	120.061	N/A	N/A	3.656	PK
2			5725.000	66.917	63.126	-7.083	74.000	3.791	PK
3			5726.700	69.442	65.646	-4.558	74.000	3.795	PK

Note: Measure Level (dBμV/m) = Reading Level (dBμV) + Factor (dB)

Factor (dB) = Cable Loss (dB) + Antenna Factor (dB/m) - Pre_Amplifier Gain (dB).

Site: AC1	Time: 2017/04/16 - 15:29
Limit: FCC_Part15.209_RE(3m)	Engineer: Will Yan
Probe: BBHA9120D_1-18GHz	Polarity: Vertical
EUT: 802.11ac Dual Band Module	Power: AC 120V/60Hz
Test Mode: Transmit by 802.11n-HT40 at channel at 5670MHz Ant 0 + 1	

No	Flag	Mark	Frequency (MHz)	Measure Level (dBuV/m)	Reading Level (dBuV)	Over Limit (dB)	Limit (dBuV/m)	Factor (dB)	Type
1		*	5656.300	103.341	99.701	N/A	N/A	3.639	AV
2			5725.000	53.304	49.513	-0.696	54.000	3.791	AV

Note: Measure Level (dBµV/m) = Reading Level (dBµV) + Factor (dB)

Factor (dB) = Cable Loss (dB) + Antenna Factor (dB/m) - Pre_Amplifier Gain (dB).

Site: AC1	Time: 2017/04/16 - 15:44
Limit: FCC_Part15.209_RE(3m)	Engineer: Will Yan
Probe: BBHA9120D_1-18GHz	Polarity: Horizontal
EUT: 802.11ac Dual Band Module	Power: AC 120V/60Hz
Test Mode: Transmit by 802.11n-HT40 at channel at 5755MHz Ant 0 + 1	

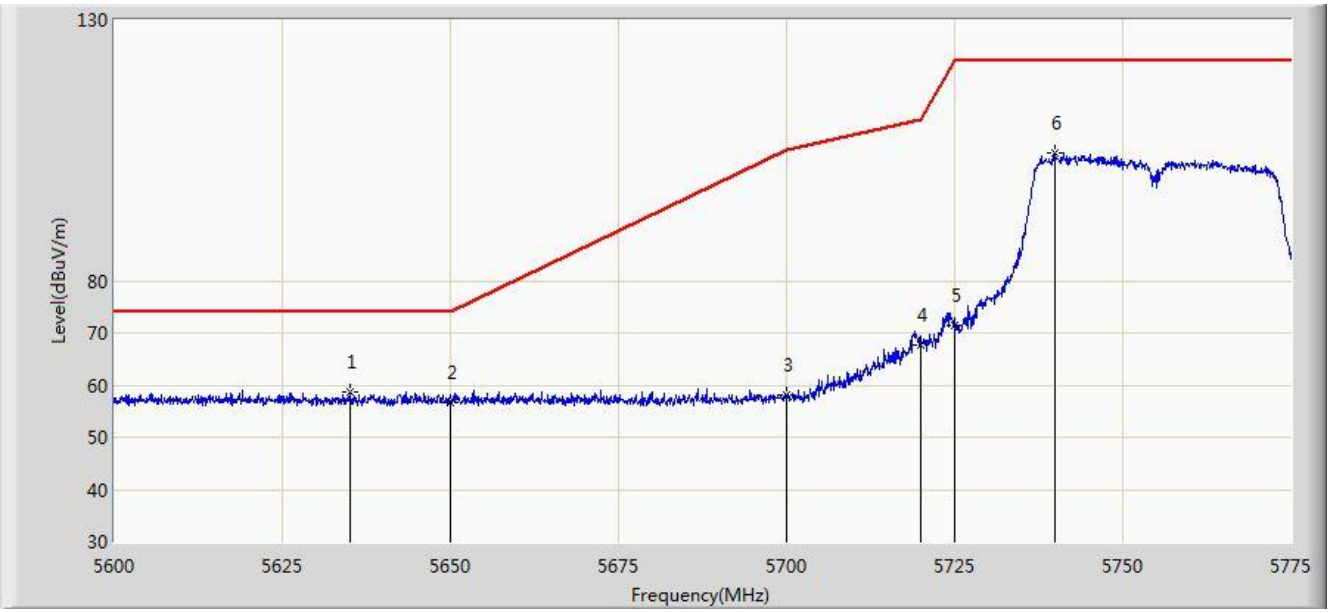

No	Flag	Mark	Frequency (MHz)	Measure Level (dBuV/m)	Reading Level (dBuV)	Over Limit (dB)	Limit (dBuV/m)	Factor (dB)	Type
1		*	5635.087	58.597	55.004	-15.403	74.000	3.593	PK
2			5650.000	56.654	53.027	-17.346	74.000	3.627	PK
3			5700.000	58.052	54.333	-47.148	105.200	3.719	PK
4			5720.000	67.806	64.030	-42.994	110.800	3.776	PK
5			5725.000	71.474	67.683	-50.726	122.200	3.791	PK
6			5739.913	104.593	100.756	N/A	N/A	3.837	PK

Note: Measure Level (dBμV/m) = Reading Level (dBμV) + Factor (dB)

Factor (dB) = Cable Loss (dB) + Antenna Factor (dB/m) - Pre_Amplifier Gain (dB).

Site: AC1	Time: 2017/04/16 - 15:38
Limit: FCC_Part15.209_RE(3m)	Engineer: Will Yan
Probe: BBHA9120D_1-18GHz	Polarity: Vertical
EUT: 802.11ac Dual Band Module	Power: AC 120V/60Hz
Test Mode: Transmit by 802.11n-HT40 at channel at 5755MHz Ant 0 + 1	

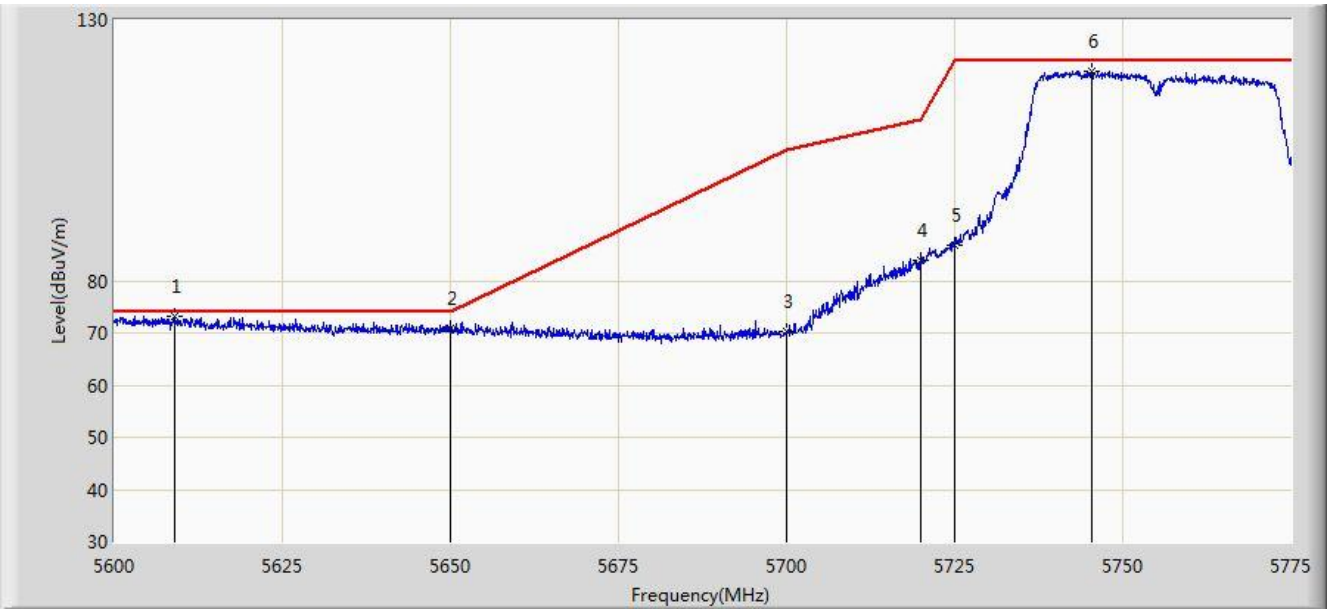

No	Flag	Mark	Frequency (MHz)	Measure Level (dBuV/m)	Reading Level (dBuV)	Over Limit (dB)	Limit (dBuV/m)	Factor (dB)	Type
1		*	5609.013	73.206	69.695	-0.794	74.000	3.511	PK
2			5650.000	70.795	67.168	-3.205	74.000	3.627	PK
3			5700.000	70.189	66.470	-35.011	105.200	3.719	PK
4			5720.000	84.038	80.262	-26.762	110.800	3.776	PK
5			5725.000	86.933	83.142	-35.267	122.200	3.791	PK
6			5745.425	120.103	116.249	N/A	N/A	3.854	PK

Note: Measure Level (dBµV/m) = Reading Level (dBµV) + Factor (dB)

Factor (dB) = Cable Loss (dB) + Antenna Factor (dB/m) - Pre_Amplifier Gain (dB).

Site: AC1	Time: 2017/04/16 - 15:48
Limit: FCC_Part15.209_RE(3m)	Engineer: Will Yan
Probe: BBHA9120D_1-18GHz	Polarity: Vertical
EUT: 802.11ac Dual Band Module	Power: AC 120V/60Hz
Test Mode: Transmit by 802.11n-HT40 at channel at 5795MHz Ant 0 + 1	

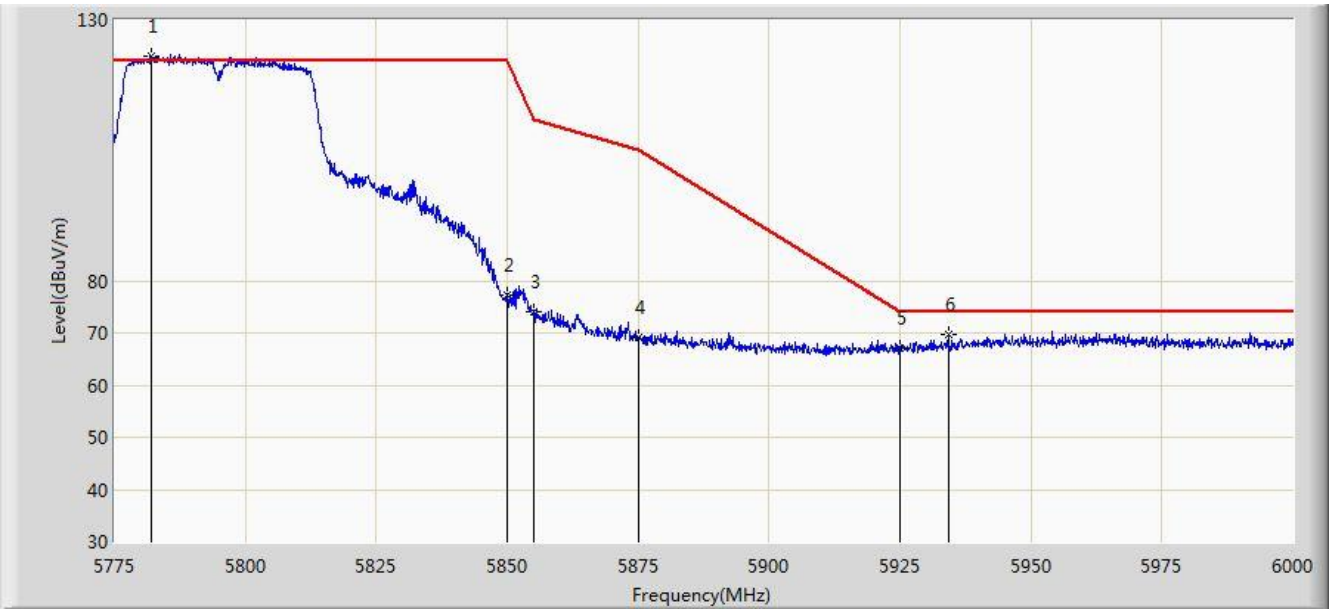

No	Flag	Mark	Frequency (MHz)	Measure Level (dBuV/m)	Reading Level (dBuV)	Over Limit (dB)	Limit (dBuV/m)	Factor (dB)	Type
1		*	5781.975	123.103	119.173	N/A	N/A	3.930	PK
2			5850.000	77.282	73.225	-44.918	122.200	4.058	PK
3			5855.000	74.116	70.056	-36.684	110.800	4.060	PK
4			5875.000	69.087	64.982	-36.113	105.200	4.105	PK
5			5925.000	67.063	62.810	-6.937	74.000	4.254	PK
6			5934.187	69.853	65.585	-4.147	74.000	4.269	PK

Note: Measure Level (dBµV/m) = Reading Level (dBµV) + Factor (dB)

Factor (dB) = Cable Loss (dB) + Antenna Factor (dB/m) - Pre_Amplifier Gain (dB).

Site: AC1	Time: 2017/04/16 - 15:46
Limit: FCC_Part15.209_RE(3m)	Engineer: Will Yan
Probe: BBHA9120D_1-18GHz	Polarity: Horizontal
EUT: 802.11ac Dual Band Module	Power: AC 120V/60Hz
Test Mode: Transmit by 802.11n-HT40 at channel at 5795MHz Ant 0 + 1	

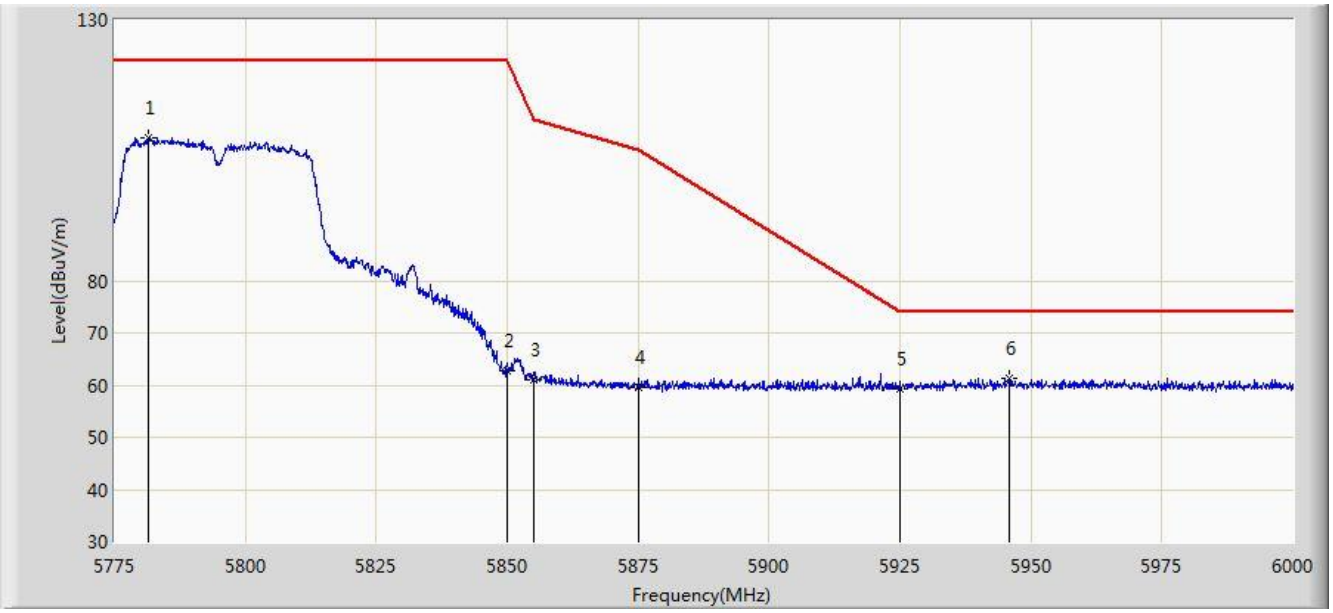

No	Flag	Mark	Frequency (MHz)	Measure Level (dBuV/m)	Reading Level (dBuV)	Over Limit (dB)	Limit (dBuV/m)	Factor (dB)	Type
1			5781.413	107.265	103.336	N/A	N/A	3.930	PK
2			5850.000	62.893	58.836	-59.307	122.200	4.058	PK
3			5855.000	60.921	56.861	-49.879	110.800	4.060	PK
4			5875.000	59.707	55.602	-45.493	105.200	4.105	PK
5			5925.000	59.345	55.092	-14.655	74.000	4.254	PK
6		*	5946.000	61.174	56.901	-12.826	74.000	4.273	PK

Note: Measure Level (dBµV/m) = Reading Level (dBµV) + Factor (dB)

Factor (dB) = Cable Loss (dB) + Antenna Factor (dB/m) - Pre_Amplifier Gain (dB).

Site: AC1	Time: 2017/04/17 - 10:13
Limit: FCC_Part15.209_RE(3m)	Engineer: Will Yan
Probe: BBHA9120D_1-18GHz	Polarity: Horizontal
EUT: 802.11ac Dual Band Module	Power: AC 120V/60Hz
Test Mode: Transmit by 802.11ac-VHT20 at channel at 5180MHz Ant 0 + 1	

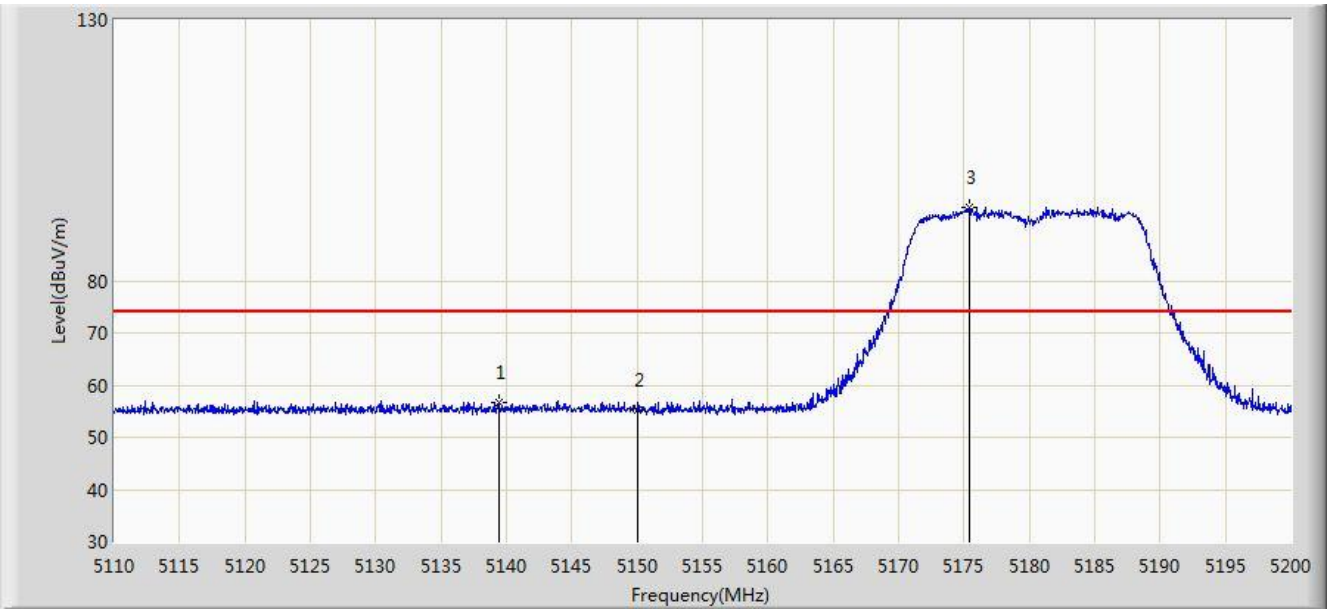

No	Flag	Mark	Frequency (MHz)	Measure Level (dBuV/m)	Reading Level (dBuV)	Over Limit (dB)	Limit (dBuV/m)	Factor (dB)	Type
1			5139.475	56.616	53.306	-17.384	74.000	3.310	PK
2			5150.000	55.357	52.048	-18.643	74.000	3.309	PK
3		*	5175.430	94.169	90.892	N/A	N/A	3.277	PK

Note: Measure Level (dBµV/m) = Reading Level (dBµV) + Factor (dB)

Factor (dB) = Cable Loss (dB) + Antenna Factor (dB/m) - Pre_Amplifier Gain (dB).

Site: AC1	Time: 2017/04/17 - 10:14
Limit: FCC_Part15.209_RE(3m)	Engineer: Will Yan
Probe: BBHA9120D_1-18GHz	Polarity: Horizontal
EUT: 802.11ac Dual Band Module	Power: AC 120V/60Hz
Test Mode: Transmit by 802.11ac-VHT20 at channel at 5180MHz Ant 0 + 1	

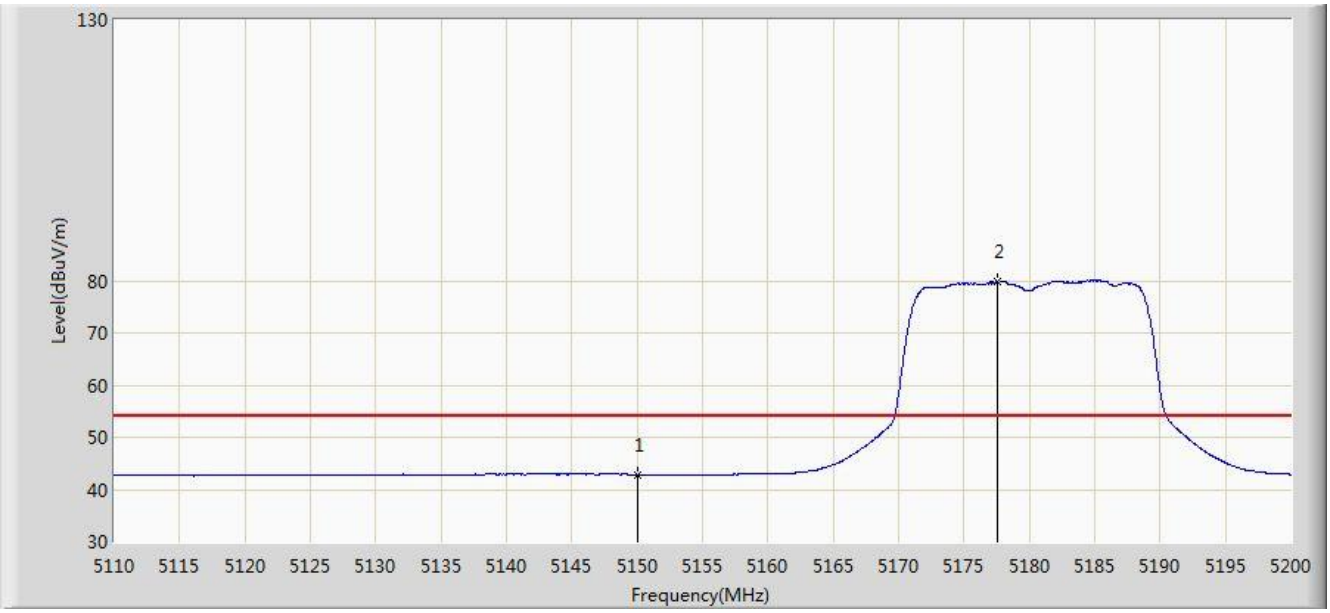

No	Flag	Mark	Frequency (MHz)	Measure Level (dBuV/m)	Reading Level (dBuV)	Over Limit (dB)	Limit (dBuV/m)	Factor (dB)	Type
1			5150.000	42.826	39.517	-11.174	54.000	3.309	AV
2		*	5177.545	79.896	76.621	N/A	N/A	3.276	AV

Note: Measure Level (dBµV/m) = Reading Level (dBµV) + Factor (dB)

Factor (dB) = Cable Loss (dB) + Antenna Factor (dB/m) - Pre_Amplifier Gain (dB).

Site: AC1	Time: 2017/04/17 - 10:12
Limit: FCC_Part15.209_RE(3m)	Engineer: Will Yan
Probe: BBHA9120D_1-18GHz	Polarity: Vertical
EUT: 802.11ac Dual Band Module	Power: AC 120V/60Hz
Test Mode: Transmit by 802.11ac-VHT20 at channel at 5180MHz Ant 0 + 1	

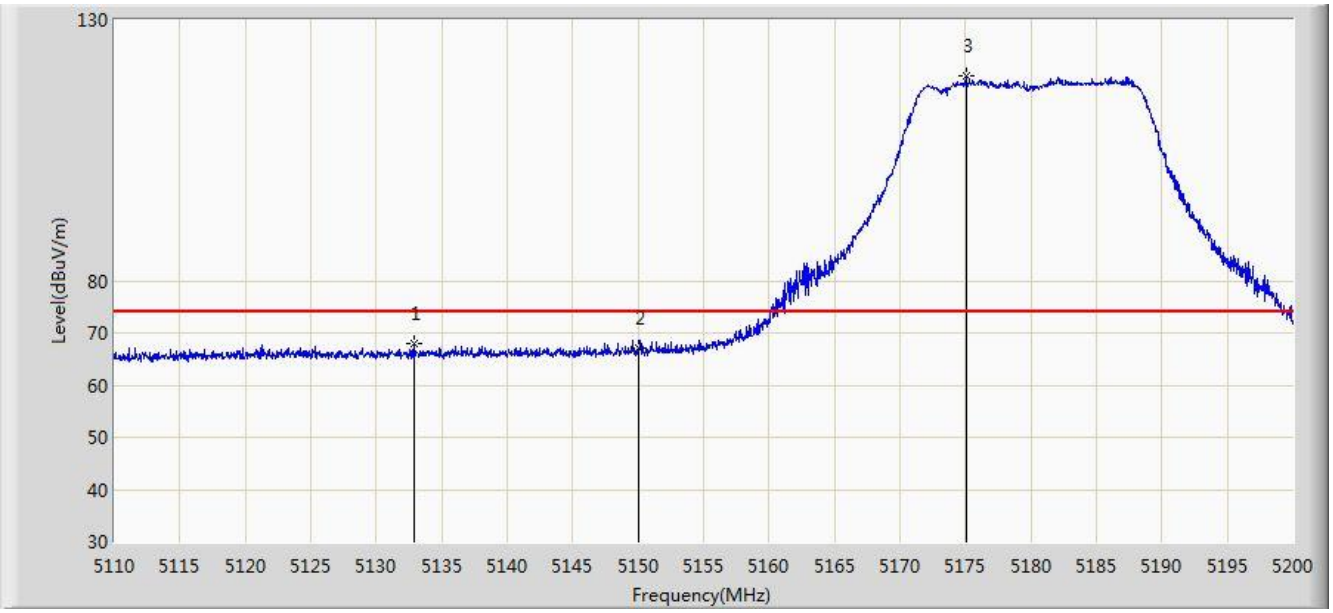

No	Flag	Mark	Frequency (MHz)	Measure Level (dBuV/m)	Reading Level (dBuV)	Over Limit (dB)	Limit (dBuV/m)	Factor (dB)	Type
1			5132.950	67.868	64.560	-6.132	74.000	3.309	PK
2			5150.000	66.961	63.652	-7.039	74.000	3.309	PK
3		*	5175.025	119.257	115.980	N/A	N/A	3.277	PK

Note: Measure Level (dBµV/m) = Reading Level (dBµV) + Factor (dB)

Factor (dB) = Cable Loss (dB) + Antenna Factor (dB/m) - Pre_Amplifier Gain (dB).

Site: AC1	Time: 2017/04/17 - 10:11
Limit: FCC_Part15.209_RE(3m)	Engineer: Will Yan
Probe: BBHA9120D_1-18GHz	Polarity: Vertical
EUT: 802.11ac Dual Band Module	Power: AC 120V/60Hz
Test Mode: Transmit by 802.11ac-VHT20 at channel at 5180MHz Ant 0 + 1	

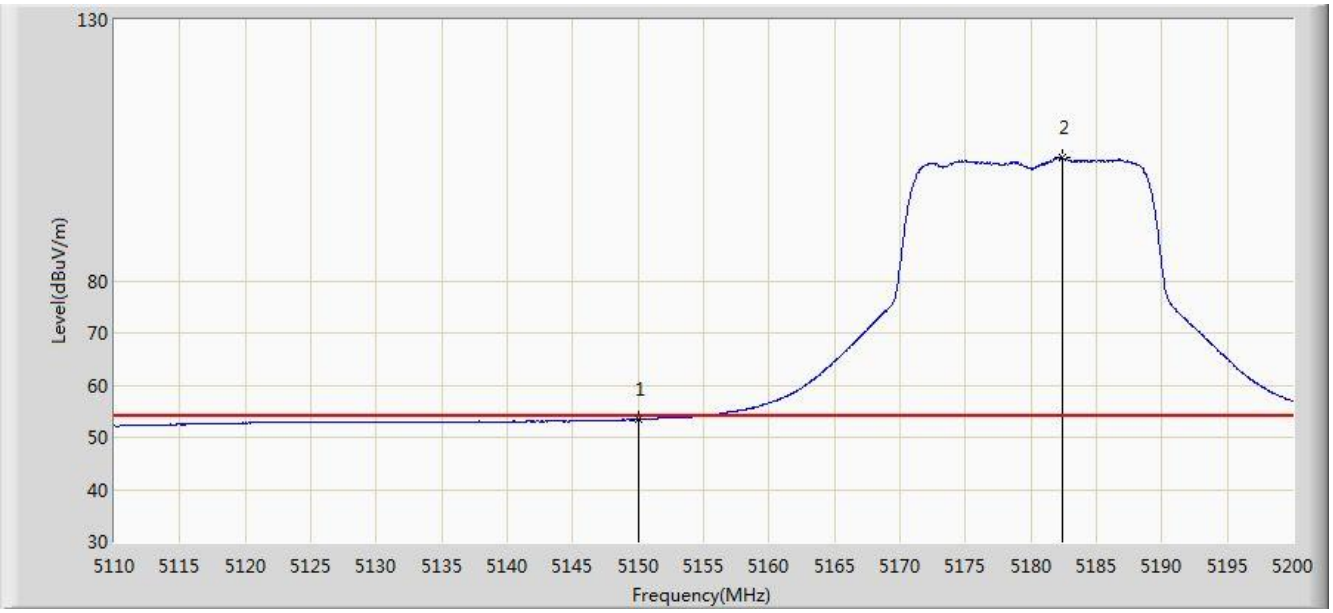

No	Flag	Mark	Frequency (MHz)	Measure Level (dBuV/m)	Reading Level (dBuV)	Over Limit (dB)	Limit (dBuV/m)	Factor (dB)	Type
1			5150.000	53.389	50.080	-0.611	54.000	3.309	AV
2		*	5182.450	103.617	100.346	N/A	N/A	3.271	AV

Note: Measure Level (dBµV/m) = Reading Level (dBµV) + Factor (dB)

Factor (dB) = Cable Loss (dB) + Antenna Factor (dB/m) - Pre_Amplifier Gain (dB).

Site: AC1	Time: 2017/04/17 - 10:27
Limit: FCC_Part15.209_RE(3m)	Engineer: Will Yan
Probe: BBHA9120D_1-18GHz	Polarity: Horizontal
EUT: 802.11ac Dual Band Module	Power: AC 120V/60Hz
Test Mode: Transmit by 802.11ac-VHT20 at channel at 5320MHz Ant 0 + 1	

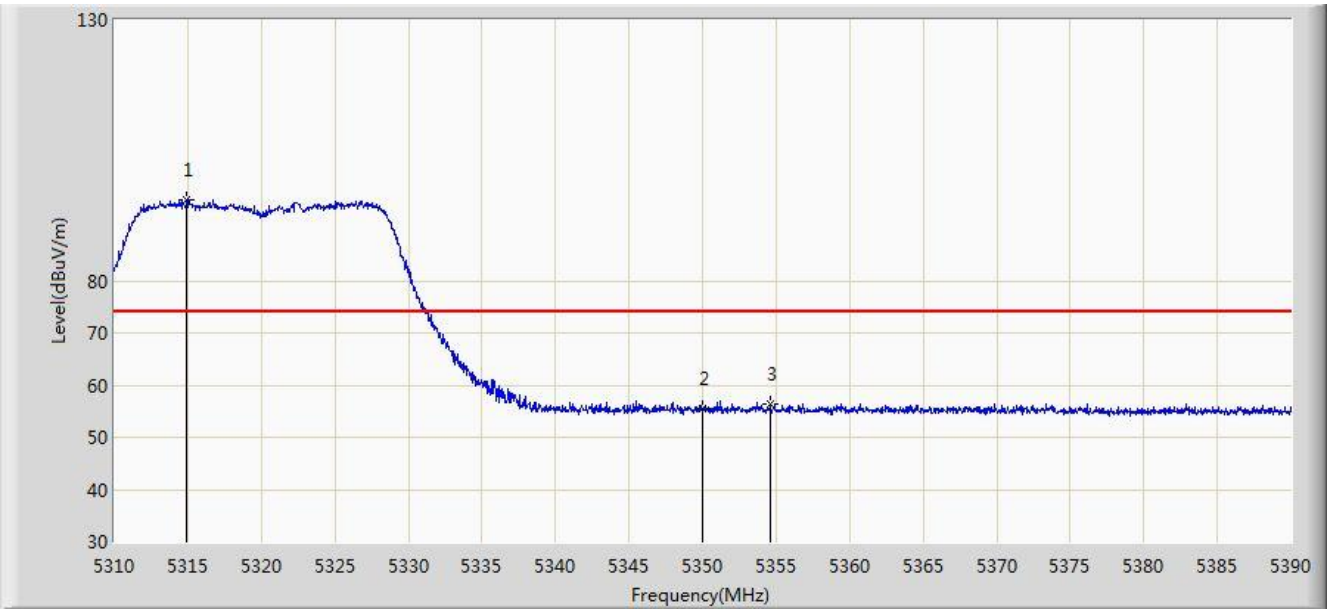

No	Flag	Mark	Frequency (MHz)	Measure Level (dBuV/m)	Reading Level (dBuV)	Over Limit (dB)	Limit (dBuV/m)	Factor (dB)	Type
1		*	5314.960	95.465	92.382	N/A	N/A	3.084	PK
2			5350.000	55.549	52.517	-18.451	74.000	3.032	PK
3			5354.640	56.423	53.395	-17.577	74.000	3.027	PK

Note: Measure Level (dBμV/m) = Reading Level (dBμV) + Factor (dB)

Factor (dB) = Cable Loss (dB) + Antenna Factor (dB/m) - Pre_Amplifier Gain (dB).

Site: AC1	Time: 2017/04/17 - 10:31
Limit: FCC_Part15.209_RE(3m)	Engineer: Will Yan
Probe: BBHA9120D_1-18GHz	Polarity: Horizontal
EUT: 802.11ac Dual Band Module	Power: AC 120V/60Hz
Test Mode: Transmit by 802.11ac-VHT20 at channel at 5320MHz Ant 0 + 1	

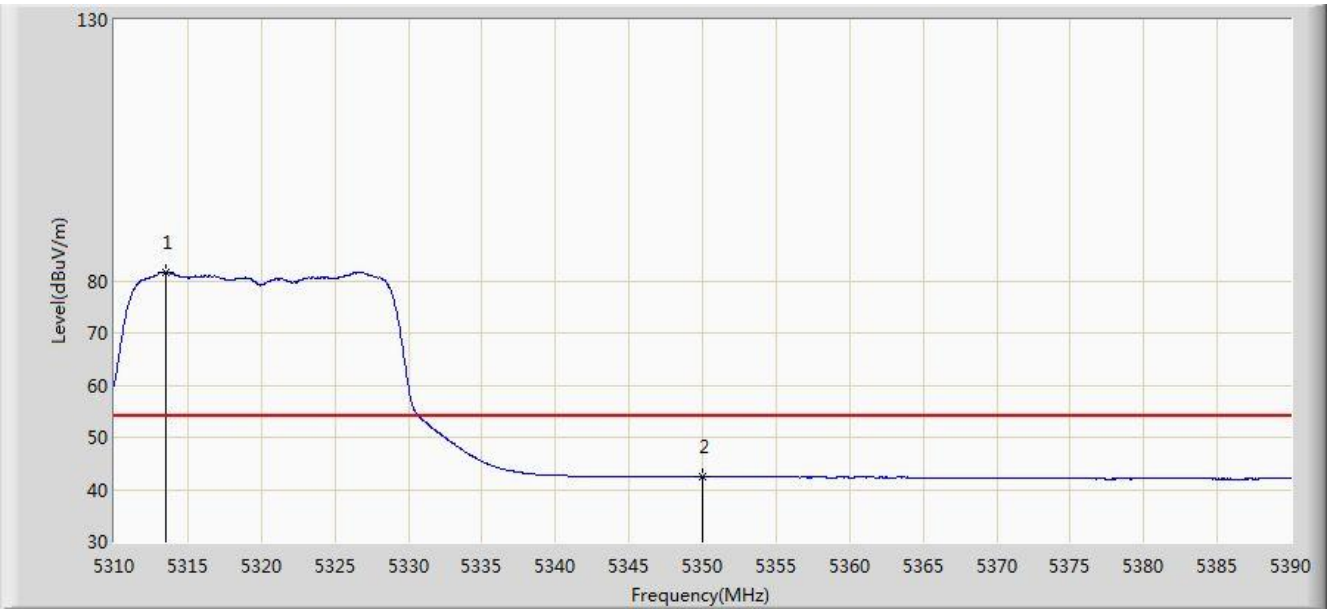

No	Flag	Mark	Frequency (MHz)	Measure Level (dBuV/m)	Reading Level (dBuV)	Over Limit (dB)	Limit (dBuV/m)	Factor (dB)	Type
1		*	5313.480	81.715	78.629	N/A	N/A	3.086	AV
2			5350.000	42.418	39.386	-11.582	54.000	3.032	AV

Note: Measure Level (dBµV/m) = Reading Level (dBµV) + Factor (dB)

Factor (dB) = Cable Loss (dB) + Antenna Factor (dB/m) - Pre_Amplifier Gain (dB).

Site: AC1	Time: 2017/04/17 - 10:26
Limit: FCC_Part15.209_RE(3m)	Engineer: Will Yan
Probe: BBHA9120D_1-18GHz	Polarity: Vertical
EUT: 802.11ac Dual Band Module	Power: AC 120V/60Hz
Test Mode: Transmit by 802.11ac-VHT20 at channel at 5320MHz Ant 0 + 1	

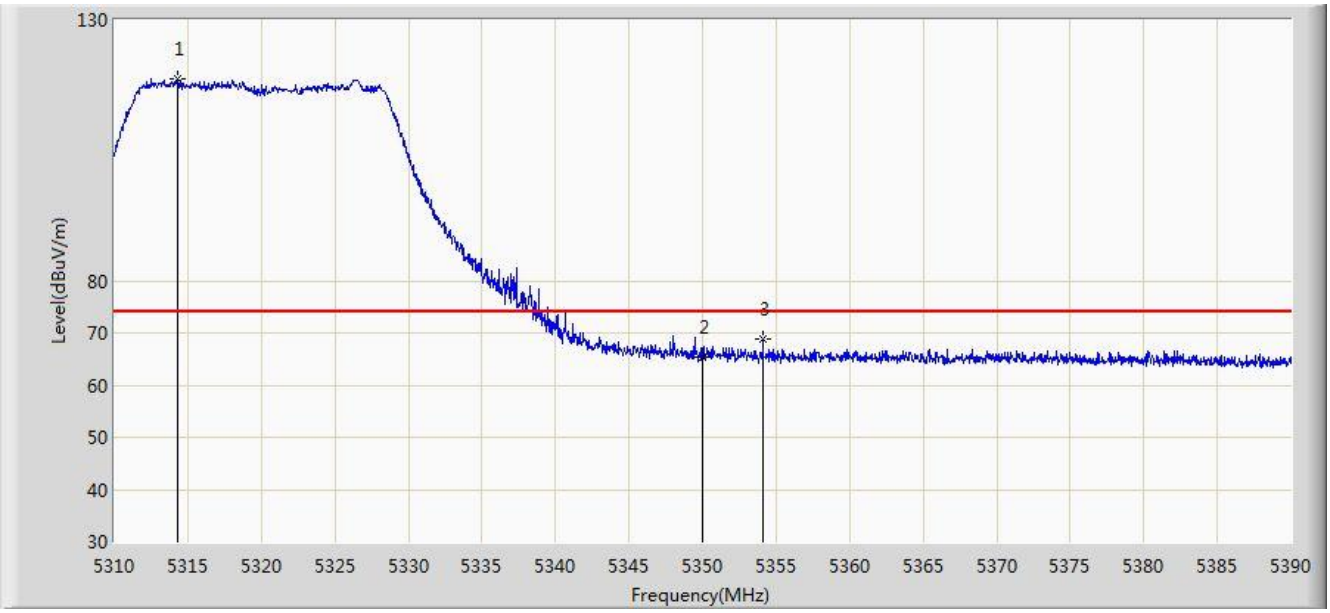

No	Flag	Mark	Frequency (MHz)	Measure Level (dBuV/m)	Reading Level (dBuV)	Over Limit (dB)	Limit (dBuV/m)	Factor (dB)	Type
1		*	5314.280	118.721	115.637	N/A	N/A	3.084	PK
2			5350.000	65.343	62.311	-8.657	74.000	3.032	PK
3			5354.120	68.712	65.684	-5.288	74.000	3.028	PK

Note: Measure Level (dBμV/m) = Reading Level (dBμV) + Factor (dB)

Factor (dB) = Cable Loss (dB) + Antenna Factor (dB/m) - Pre_Amplifier Gain (dB).

Site: AC1	Time: 2017/04/17 - 10:25
Limit: FCC_Part15.209_RE(3m)	Engineer: Will Yan
Probe: BBHA9120D_1-18GHz	Polarity: Vertical
EUT: 802.11ac Dual Band Module	Power: AC 120V/60Hz
Test Mode: Transmit by 802.11ac-VHT20 at channel at 5320MHz Ant 0 + 1	

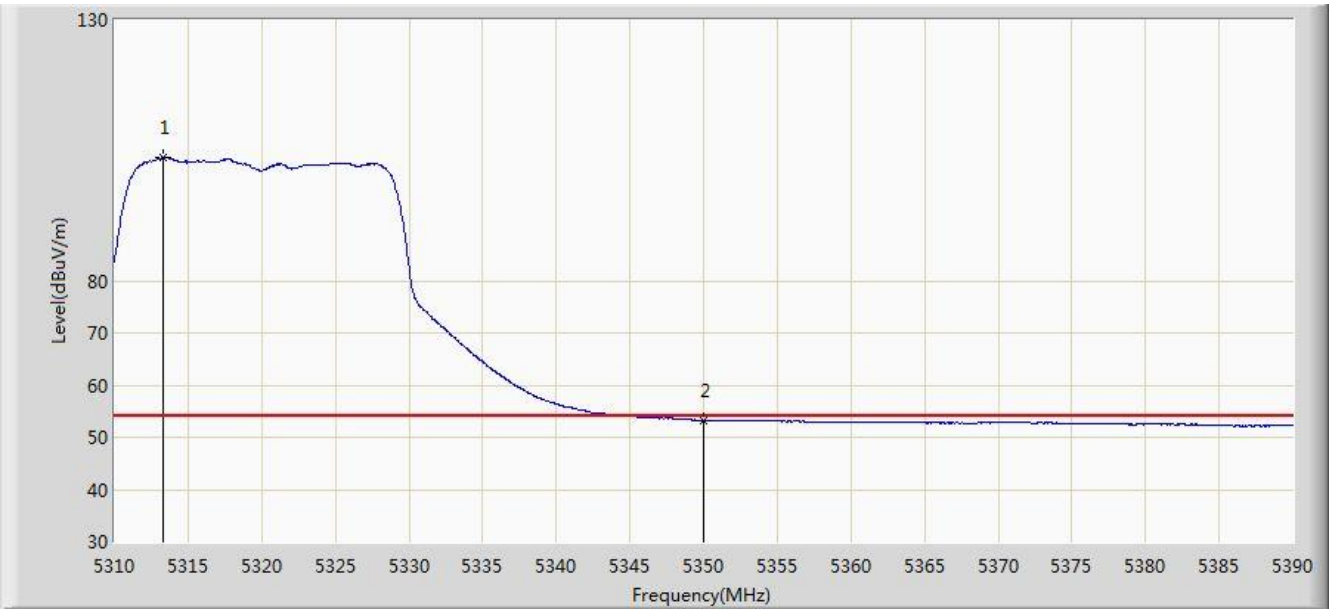

No	Flag	Mark	Frequency (MHz)	Measure Level (dBuV/m)	Reading Level (dBuV)	Over Limit (dB)	Limit (dBuV/m)	Factor (dB)	Type
1		*	5313.320	103.684	100.598	N/A	N/A	3.087	AV
2			5350.000	53.297	50.265	-0.703	54.000	3.032	AV

Note: Measure Level (dBµV/m) = Reading Level (dBµV) + Factor (dB)

Factor (dB) = Cable Loss (dB) + Antenna Factor (dB/m) - Pre_Amplifier Gain (dB).

Site: AC1	Time: 2017/04/17 - 10:44
Limit: FCC_Part15.209_RE(3m)	Engineer: Will Yan
Probe: BBHA9120D_1-18GHz	Polarity: Horizontal
EUT: 802.11ac Dual Band Module	Power: AC 120V/60Hz
Test Mode: Transmit by 802.11ac-VHT20 at channel at 5500MHz Ant 0 + 1	

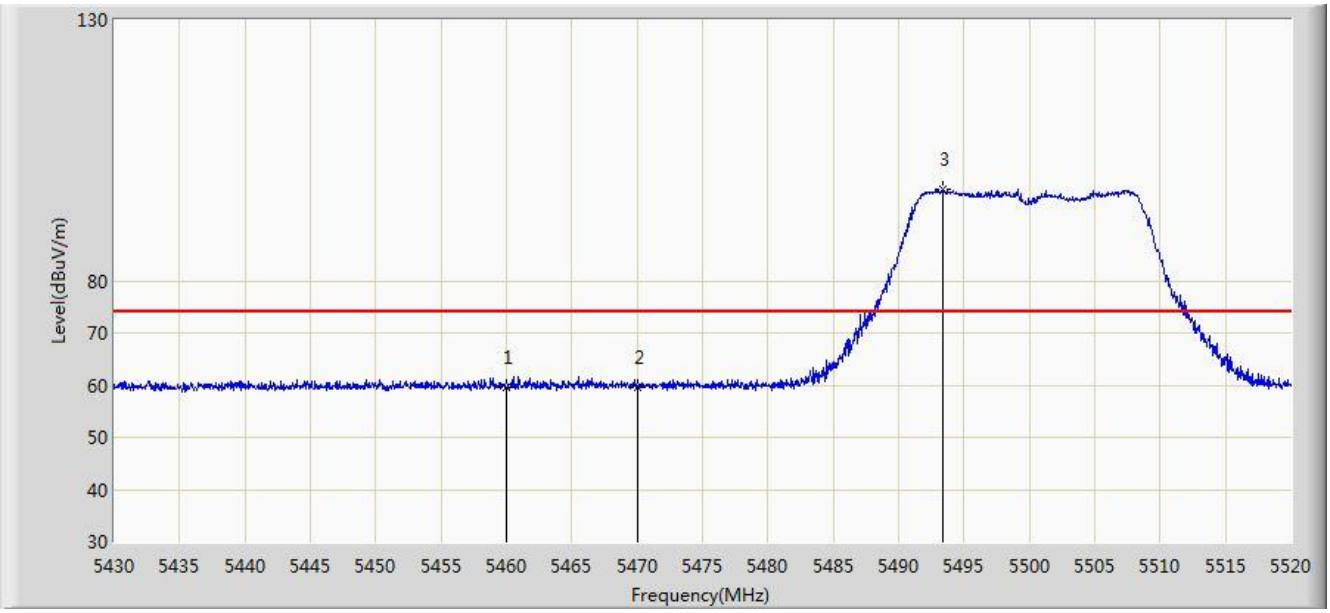

No	Flag	Mark	Frequency (MHz)	Measure Level (dBuV/m)	Reading Level (dBuV)	Over Limit (dB)	Limit (dBuV/m)	Factor (dB)	Type
1			5460.000	59.566	56.084	-14.434	74.000	3.482	PK
2			5470.000	59.654	56.115	-14.346	74.000	3.539	PK
3		*	5493.405	97.403	93.869	N/A	N/A	3.533	PK

Note: Measure Level (dBμV/m) = Reading Level (dBμV) + Factor (dB)

Factor (dB) = Cable Loss (dB) + Antenna Factor (dB/m) - Pre_Amplifier Gain (dB).

Site: AC1	Time: 2017/04/17 - 10:47
Limit: FCC_Part15.209_RE(3m)	Engineer: Will Yan
Probe: BBHA9120D_1-18GHz	Polarity: Horizontal
EUT: 802.11ac Dual Band Module	Power: AC 120V/60Hz
Test Mode: Transmit by 802.11ac-VHT20 at channel at 5500MHz Ant 0 + 1	

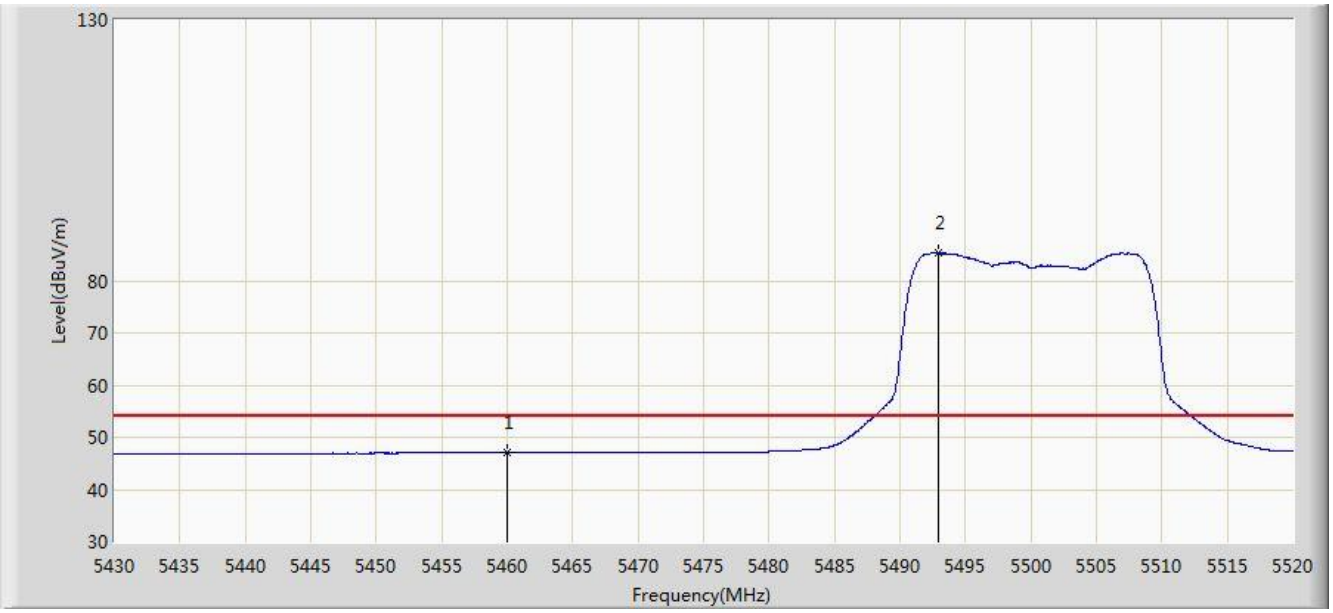

No	Flag	Mark	Frequency (MHz)	Measure Level (dBuV/m)	Reading Level (dBuV)	Over Limit (dB)	Limit (dBuV/m)	Factor (dB)	Type
1			5460.000	47.038	43.556	-6.962	54.000	3.482	AV
2		*	5492.955	85.232	81.698	N/A	N/A	3.533	AV

Note: Measure Level (dBµV/m) = Reading Level (dBµV) + Factor (dB)

Factor (dB) = Cable Loss (dB) + Antenna Factor (dB/m) - Pre_Amplifier Gain (dB).

Site: AC1	Time: 2017/04/17 - 10:43
Limit: FCC_Part15.209_RE(3m)	Engineer: Will Yan
Probe: BBHA9120D_1-18GHz	Polarity: Vertical
EUT: 802.11ac Dual Band Module	Power: AC 120V/60Hz
Test Mode: Transmit by 802.11ac-VHT20 at channel at 5500MHz Ant 0 + 1	

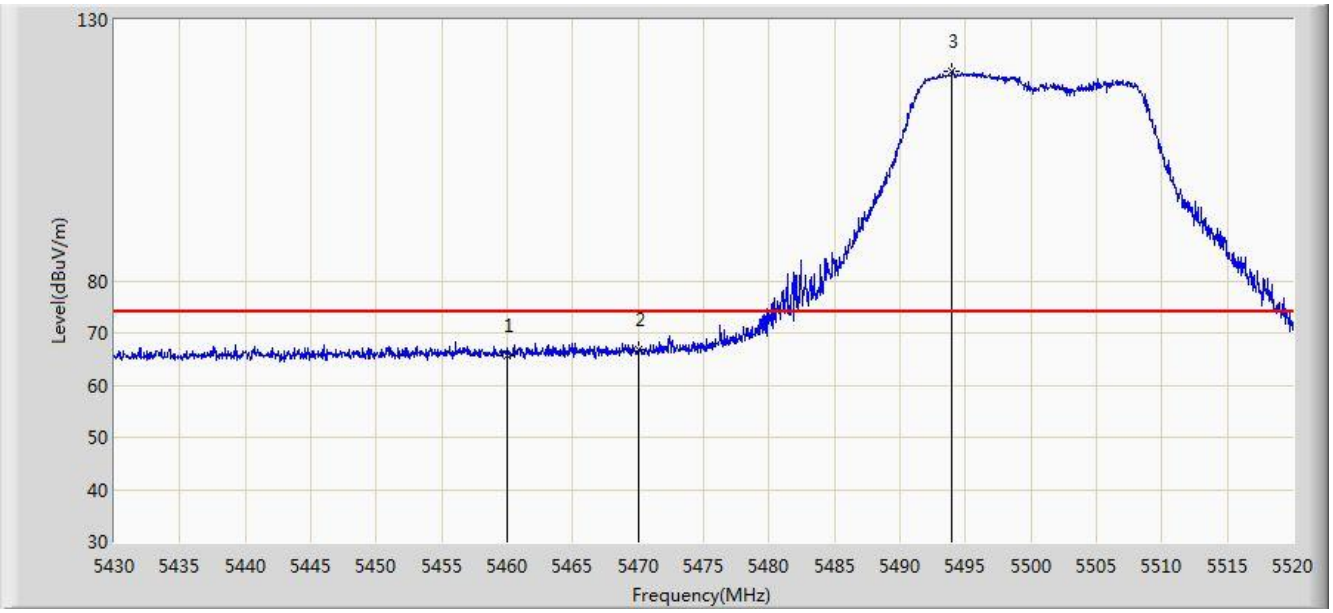

No	Flag	Mark	Frequency (MHz)	Measure Level (dBuV/m)	Reading Level (dBuV)	Over Limit (dB)	Limit (dBuV/m)	Factor (dB)	Type
1			5460.000	65.667	62.185	-8.333	74.000	3.482	PK
2			5470.000	66.884	63.345	-7.116	74.000	3.539	PK
3		*	5493.990	120.266	116.733	N/A	N/A	3.533	PK

Note: Measure Level (dBμV/m) = Reading Level (dBμV) + Factor (dB)

Factor (dB) = Cable Loss (dB) + Antenna Factor (dB/m) - Pre_Amplifier Gain (dB).

Site: AC1	Time: 2017/04/17 - 10:41
Limit: FCC_Part15.209_RE(3m)	Engineer: Will Yan
Probe: BBHA9120D_1-18GHz	Polarity: Vertical
EUT: 802.11ac Dual Band Module	Power: AC 120V/60Hz
Test Mode: Transmit by 802.11ac-VHT20 at channel at 5500MHz Ant 0 + 1	

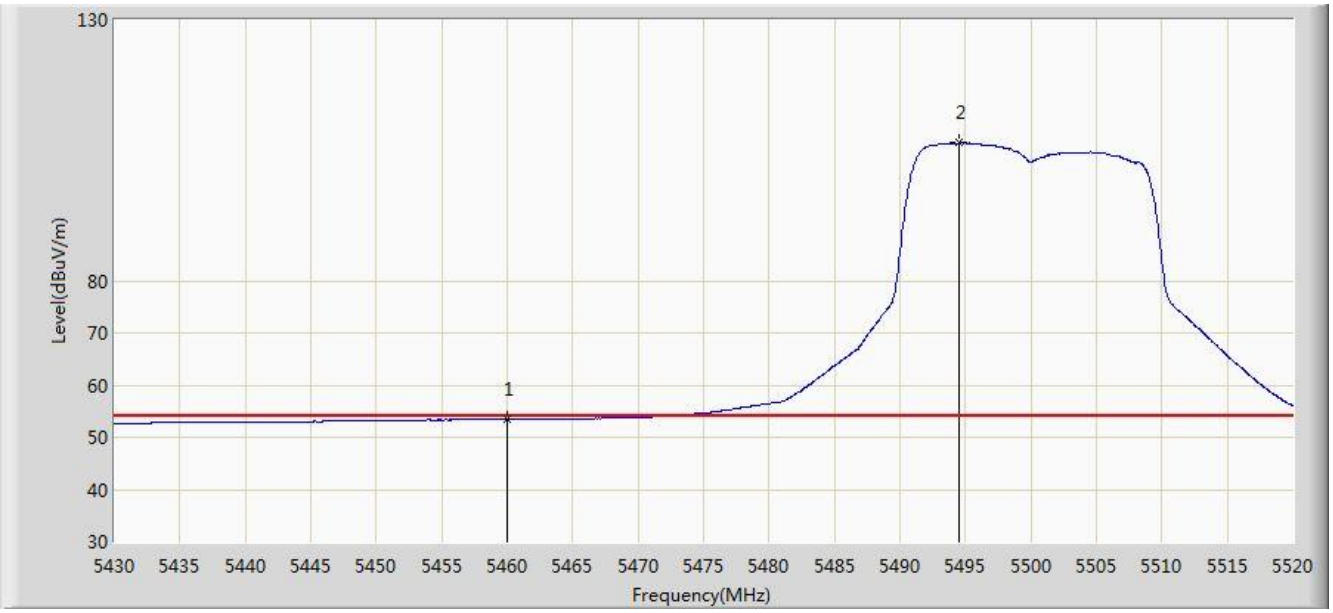

No	Flag	Mark	Frequency (MHz)	Measure Level (dBuV/m)	Reading Level (dBuV)	Over Limit (dB)	Limit (dBuV/m)	Factor (dB)	Type
1			5460.000	53.422	49.940	-0.578	54.000	3.482	AV
2		*	5494.485	106.385	102.853	N/A	N/A	3.532	AV

Note: Measure Level (dBµV/m) = Reading Level (dBµV) + Factor (dB)

Factor (dB) = Cable Loss (dB) + Antenna Factor (dB/m) - Pre_Amplifier Gain (dB).

Site: AC1	Time: 2017/04/17 - 11:05
Limit: FCC_Part15.209_RE(3m)	Engineer: Will Yan
Probe: BBHA9120D_1-18GHz	Polarity: Horizontal
EUT: 802.11ac Dual Band Module	Power: AC 120V/60Hz
Test Mode: Transmit by 802.11ac-VHT20 at channel at 5700MHz Ant 0 + 1	

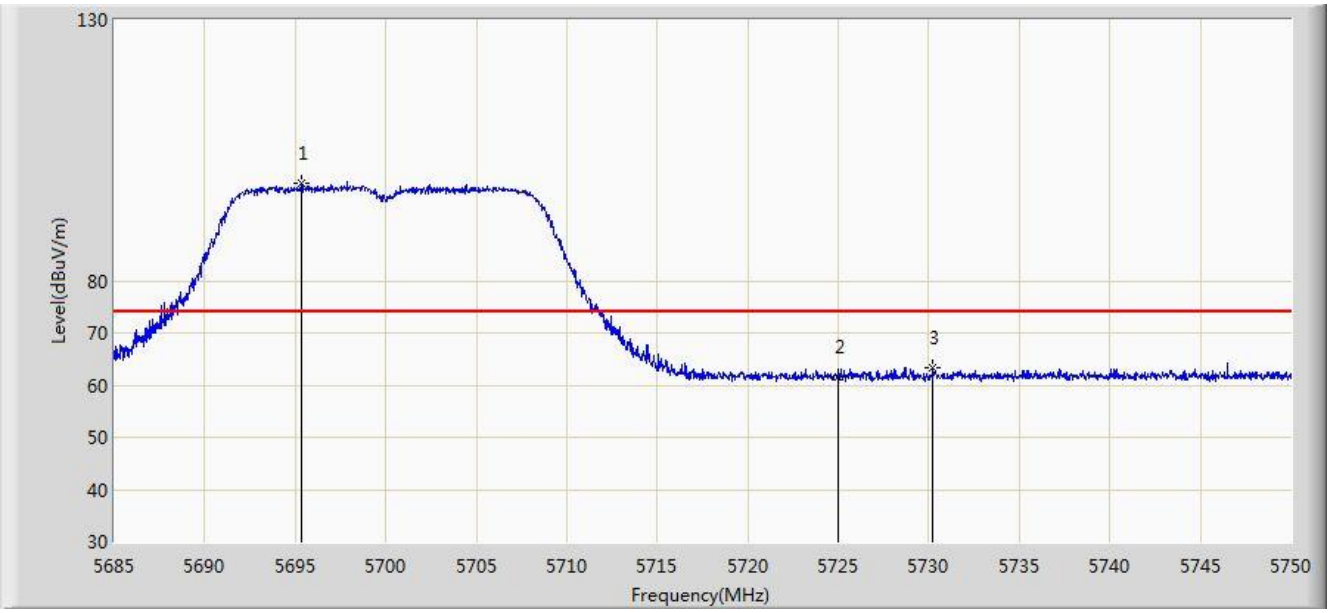

No	Flag	Mark	Frequency (MHz)	Measure Level (dBuV/m)	Reading Level (dBuV)	Over Limit (dB)	Limit (dBuV/m)	Factor (dB)	Type
1		*	5695.368	98.679	94.967	N/A	N/A	3.713	PK
2			5725.000	61.738	57.947	-12.262	74.000	3.791	PK
3			5730.208	63.199	59.392	-10.801	74.000	3.807	PK

Note: Measure Level (dBμV/m) = Reading Level (dBμV) + Factor (dB)

Factor (dB) = Cable Loss (dB) + Antenna Factor (dB/m) - Pre_Amplifier Gain (dB).

Site: AC1	Time: 2017/04/17 - 11:07
Limit: FCC_Part15.209_RE(3m)	Engineer: Will Yan
Probe: BBHA9120D_1-18GHz	Polarity: Horizontal
EUT: 802.11ac Dual Band Module	Power: AC 120V/60Hz
Test Mode: Transmit by 802.11ac-VHT20 at channel at 5700MHz Ant 0 + 1	

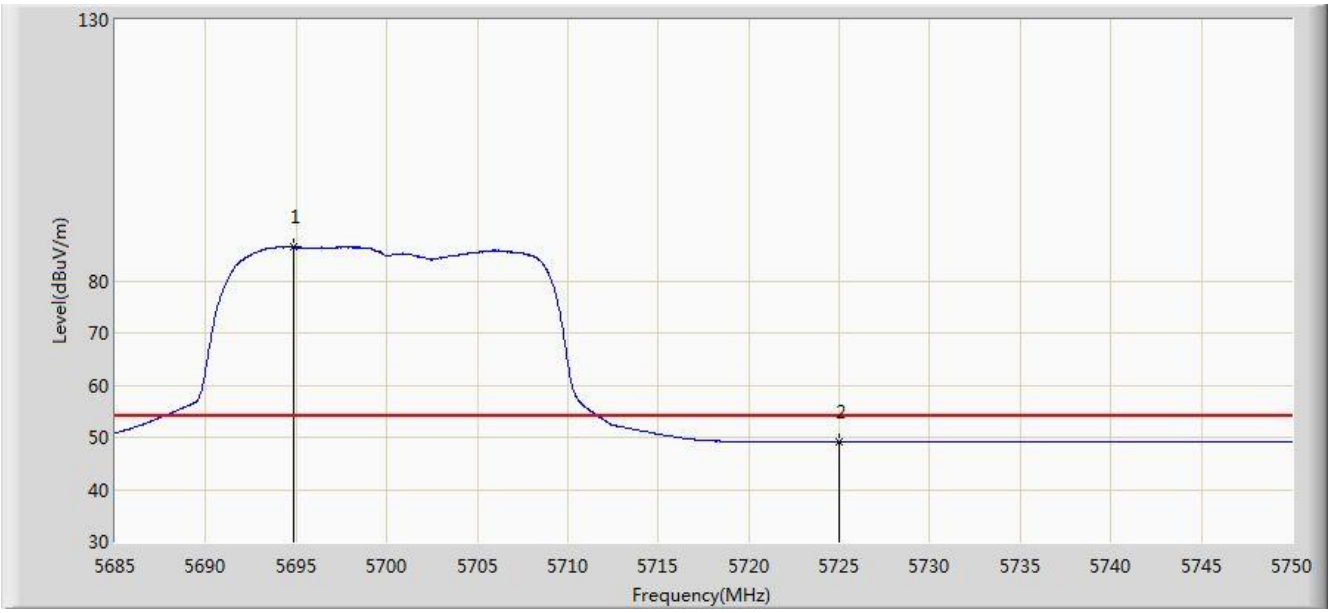

No	Flag	Mark	Frequency (MHz)	Measure Level (dBuV/m)	Reading Level (dBuV)	Over Limit (dB)	Limit (dBuV/m)	Factor (dB)	Type
1		*	5694.880	86.488	82.776	N/A	N/A	3.711	AV
2			5725.000	49.123	45.332	-4.877	54.000	3.791	AV

Note: Measure Level (dBµV/m) = Reading Level (dBµV) + Factor (dB)

Factor (dB) = Cable Loss (dB) + Antenna Factor (dB/m) - Pre_Amplifier Gain (dB).

Site: AC1	Time: 2017/04/17 - 11:04
Limit: FCC_Part15.209_RE(3m)	Engineer: Will Yan
Probe: BBHA9120D_1-18GHz	Polarity: Vertical
EUT: 802.11ac Dual Band Module	Power: AC 120V/60Hz
Test Mode: Transmit by 802.11ac-VHT20 at channel at 5700MHz Ant 0 + 1	

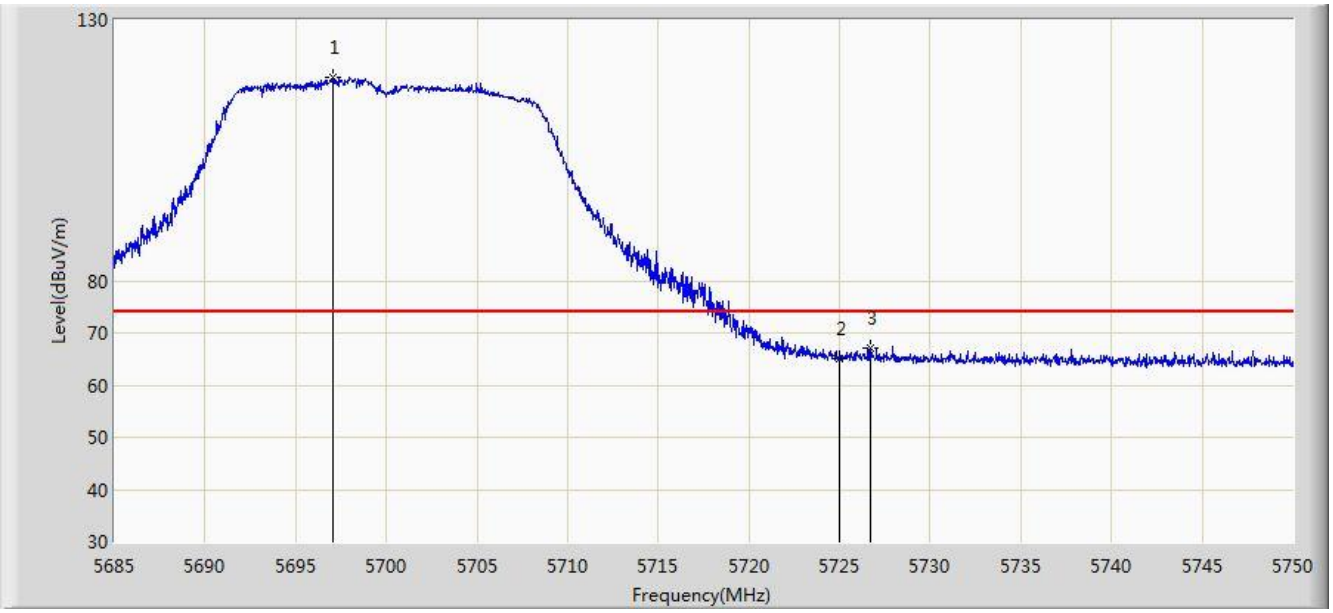

No	Flag	Mark	Frequency (MHz)	Measure Level (dBuV/m)	Reading Level (dBuV)	Over Limit (dB)	Limit (dBuV/m)	Factor (dB)	Type
1		*	5697.058	118.874	115.159	N/A	N/A	3.714	PK
2			5725.000	65.032	61.241	-8.968	74.000	3.791	PK
3			5726.730	67.181	63.385	-6.819	74.000	3.796	PK

Note: Measure Level (dBμV/m) = Reading Level (dBμV) + Factor (dB)

Factor (dB) = Cable Loss (dB) + Antenna Factor (dB/m) - Pre_Amplifier Gain (dB).

Site: AC1	Time: 2017/04/17 - 11:00
Limit: FCC_Part15.209_RE(3m)	Engineer: Will Yan
Probe: BBHA9120D_1-18GHz	Polarity: Vertical
EUT: 802.11ac Dual Band Module	Power: AC 120V/60Hz
Test Mode: Transmit by 802.11ac-VHT20 at channel at 5700MHz Ant 0 + 1	

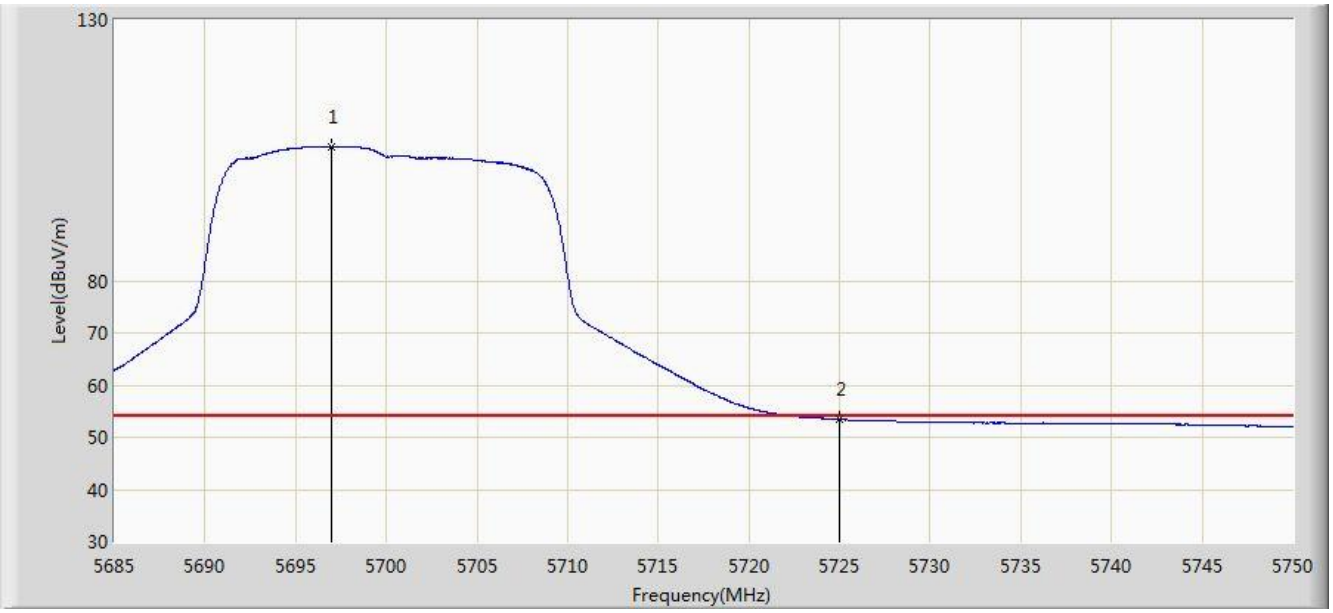

No	Flag	Mark	Frequency (MHz)	Measure Level (dBuV/m)	Reading Level (dBuV)	Over Limit (dB)	Limit (dBuV/m)	Factor (dB)	Type
1		*	5696.993	105.727	102.012	N/A	N/A	3.714	AV
2			5725.000	53.390	49.599	-0.610	54.000	3.791	AV

Note: Measure Level (dBµV/m) = Reading Level (dBµV) + Factor (dB)

Factor (dB) = Cable Loss (dB) + Antenna Factor (dB/m) - Pre_Amplifier Gain (dB).

Site: AC1	Time: 2017/04/17 - 11:23
Limit: FCC_Part15.209_RE(3m)	Engineer: Will Yan
Probe: BBHA9120D_1-18GHz	Polarity: Horizontal
EUT: 802.11ac Dual Band Module	Power: AC 120V/60Hz
Test Mode: Transmit by 802.11ac-VHT20 at channel at 5745MHz Ant 0 + 1	

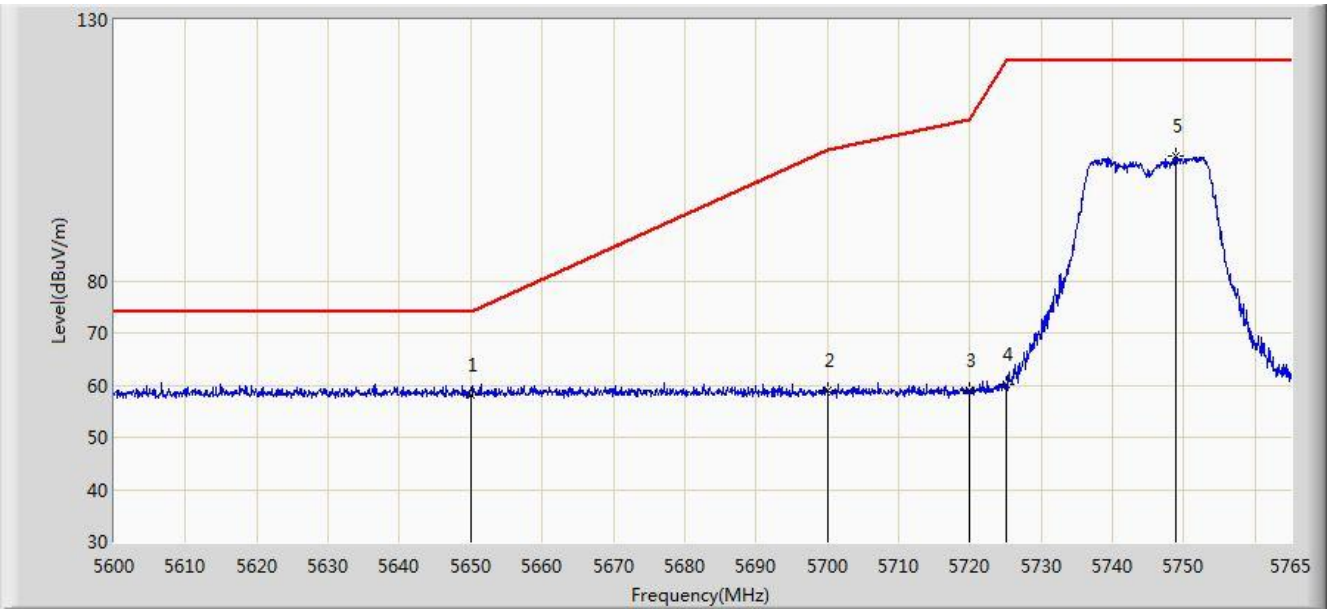

No	Flag	Mark	Frequency (MHz)	Measure Level (dBuV/m)	Reading Level (dBuV)	Over Limit (dB)	Limit (dBuV/m)	Factor (dB)	Type
1		*	5650.000	58.146	54.519	-15.854	74.000	3.627	PK
2			5700.000	58.881	55.162	-46.319	105.200	3.719	PK
3			5720.000	58.900	55.124	-51.900	110.800	3.776	PK
4			5725.000	60.248	56.457	-61.952	122.200	3.791	PK
5			5748.913	103.811	99.944	N/A	N/A	3.868	PK

Note: Measure Level (dBμV/m) = Reading Level (dBμV) + Factor (dB)

Factor (dB) = Cable Loss (dB) + Antenna Factor (dB/m) - Pre_Amplifier Gain (dB).

Site: AC1	Time: 2017/04/17 - 11:22
Limit: FCC_Part15.209_RE(3m)	Engineer: Will Yan
Probe: BBHA9120D_1-18GHz	Polarity: Vertical
EUT: 802.11ac Dual Band Module	Power: AC 120V/60Hz
Test Mode: Transmit by 802.11ac-VHT20 at channel at 5745MHz Ant 0 + 1	

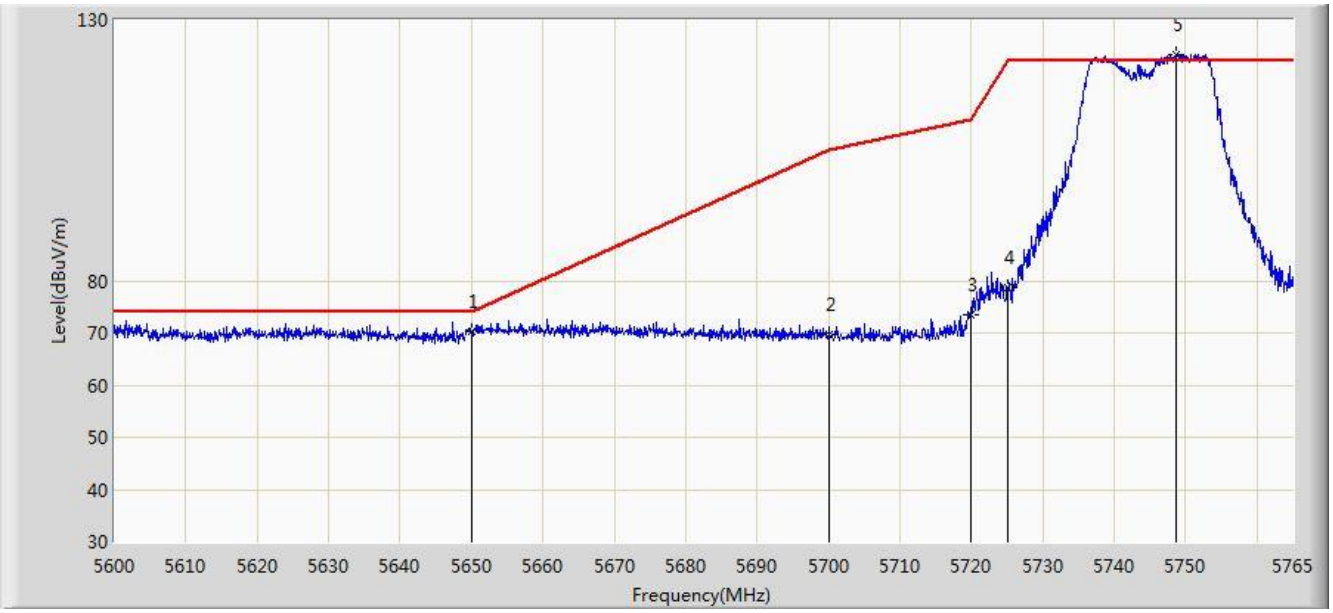

No	Flag	Mark	Frequency (MHz)	Measure Level (dBuV/m)	Reading Level (dBuV)	Over Limit (dB)	Limit (dBuV/m)	Factor (dB)	Type
1			5650.000	70.192	66.565	-3.808	74.000	3.627	PK
2			5700.000	69.841	66.122	-35.359	105.200	3.719	PK
3			5720.000	73.541	69.765	-37.259	110.800	3.776	PK
4			5725.000	78.577	74.786	-43.623	122.200	3.791	PK
5		*	5748.748	123.471	119.604	N/A	N/A	3.867	PK

Note: Measure Level (dBµV/m) = Reading Level (dBµV) + Factor (dB)

Factor (dB) = Cable Loss (dB) + Antenna Factor (dB/m) - Pre_Amplifier Gain (dB).

Site: AC1	Time: 2017/04/17 - 11:27
Limit: FCC_Part15.209_RE(3m)	Engineer: Will Yan
Probe: BBHA9120D_1-18GHz	Polarity: Horizontal
EUT: 802.11ac Dual Band Module	Power: AC 120V/60Hz
Test Mode: Transmit by 802.11ac-VHT20 at channel at 5825MHz Ant 0 + 1	

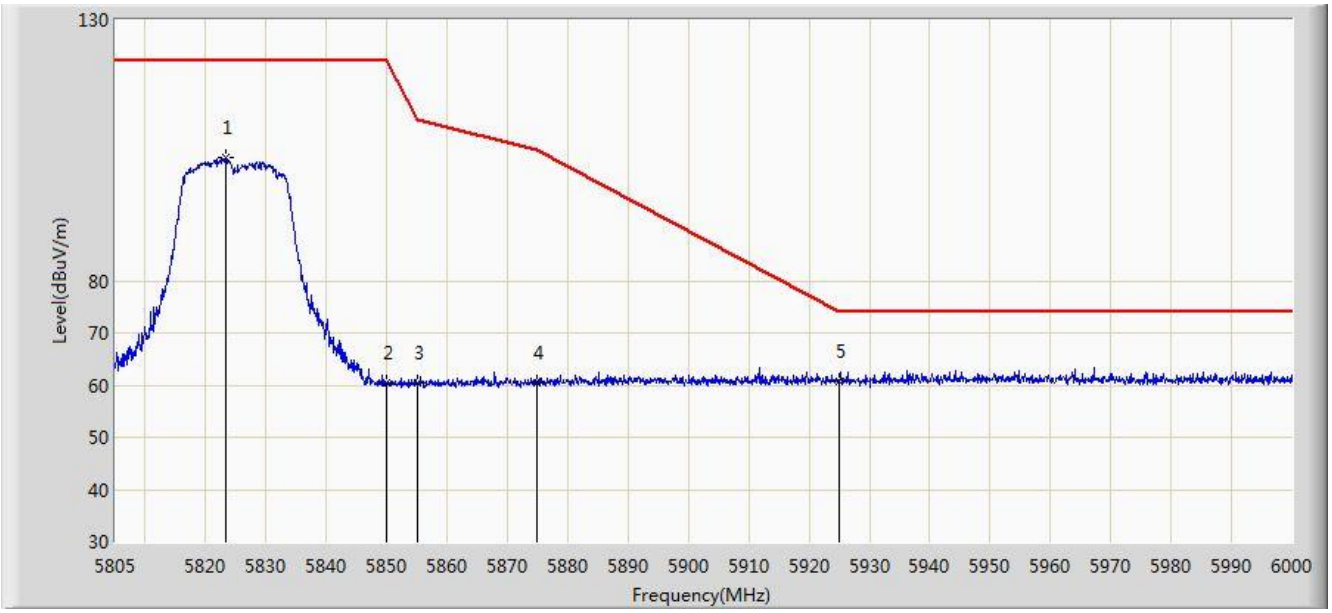

No	Flag	Mark	Frequency (MHz)	Measure Level (dBuV/m)	Reading Level (dBuV)	Over Limit (dB)	Limit (dBuV/m)	Factor (dB)	Type
1			5823.428	103.611	99.609	N/A	N/A	4.003	PK
2			5850.000	60.351	56.294	-61.849	122.200	4.058	PK
3			5855.000	60.542	56.482	-50.258	110.800	4.060	PK
4			5875.000	60.318	56.213	-44.882	105.200	4.105	PK
5		*	5925.000	60.648	56.395	-13.352	74.000	4.254	PK

Note: Measure Level (dBμV/m) = Reading Level (dBμV) + Factor (dB)

Factor (dB) = Cable Loss (dB) + Antenna Factor (dB/m) - Pre_Amplifier Gain (dB).

Site: AC1	Time: 2017/04/17 - 11:25
Limit: FCC_Part15.209_RE(3m)	Engineer: Will Yan
Probe: BBHA9120D_1-18GHz	Polarity: Vertical
EUT: 802.11ac Dual Band Module	Power: AC 120V/60Hz
Test Mode: Transmit by 802.11ac-VHT20 at channel at 5825MHz Ant 0 + 1	

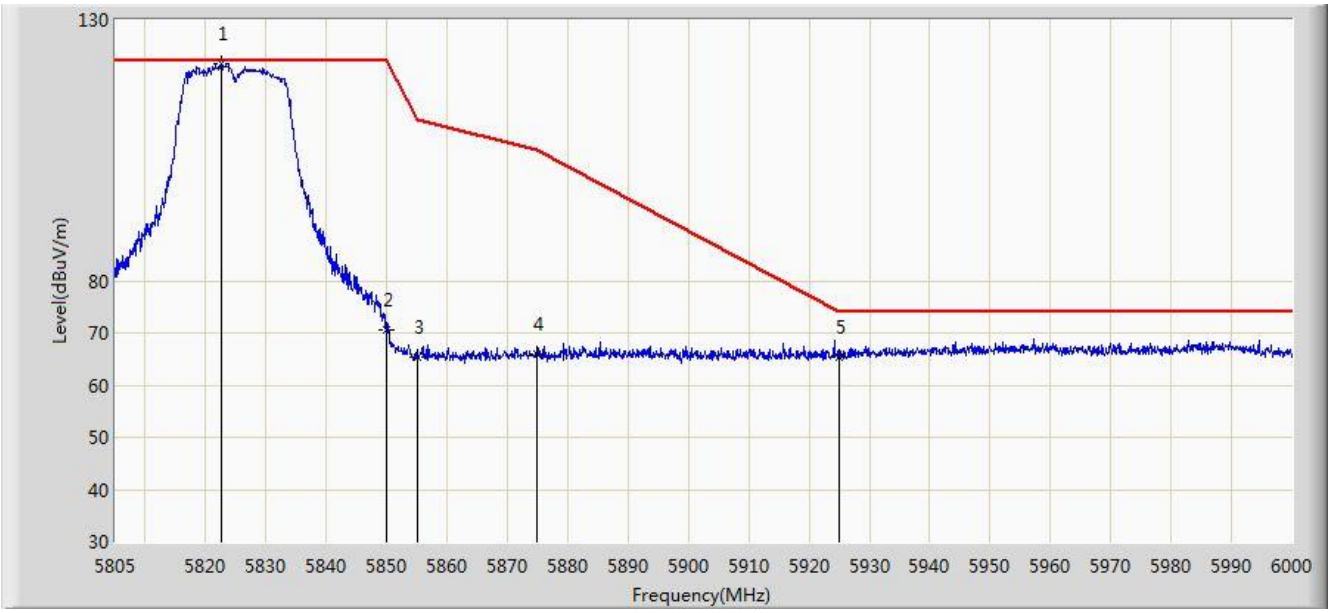

No	Flag	Mark	Frequency (MHz)	Measure Level (dBuV/m)	Reading Level (dBuV)	Over Limit (dB)	Limit (dBuV/m)	Factor (dB)	Type
1		*	5822.550	121.483	117.483	N/A	N/A	4.000	PK
2			5850.000	70.477	66.420	-51.723	122.200	4.058	PK
3			5855.000	65.266	61.206	-45.534	110.800	4.060	PK
4			5875.000	65.948	61.843	-39.252	105.200	4.105	PK
5			5925.000	65.403	61.150	-8.597	74.000	4.254	PK

Note: Measure Level (dBμV/m) = Reading Level (dBμV) + Factor (dB)

Factor (dB) = Cable Loss (dB) + Antenna Factor (dB/m) - Pre_Amplifier Gain (dB).

Site: AC1	Time: 2017/04/17 - 11:42
Limit: FCC_Part15.209_RE(3m)	Engineer: Will Yan
Probe: BBHA9120D_1-18GHz	Polarity: Horizontal
EUT: 802.11ac Dual Band Module	Power: AC 120V/60Hz
Test Mode: Transmit by 802.11ac-VHT40 at channel at 5190MHz Ant 0 + 1	

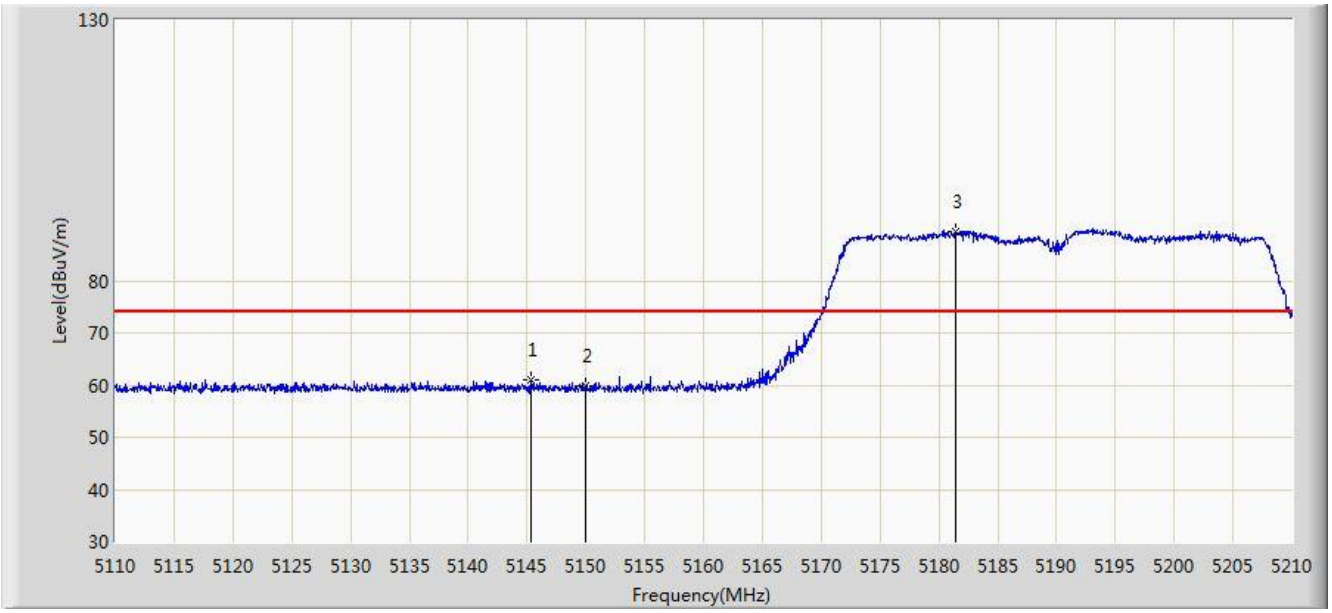

No	Flag	Mark	Frequency (MHz)	Measure Level (dBuV/m)	Reading Level (dBuV)	Over Limit (dB)	Limit (dBuV/m)	Factor (dB)	Type
1			5145.350	61.056	57.747	-12.944	74.000	3.308	PK
2			5150.000	59.833	56.524	-14.167	74.000	3.309	PK
3		*	5181.450	89.561	86.289	N/A	N/A	3.271	PK

Note: Measure Level (dBµV/m) = Reading Level (dBµV) + Factor (dB)

Factor (dB) = Cable Loss (dB) + Antenna Factor (dB/m) - Pre_Amplifier Gain (dB).

Site: AC1	Time: 2017/04/17 - 11:44
Limit: FCC_Part15.209_RE(3m)	Engineer: Will Yan
Probe: BBHA9120D_1-18GHz	Polarity: Horizontal
EUT: 802.11ac Dual Band Module	Power: AC 120V/60Hz
Test Mode: Transmit by 802.11ac-VHT40 at channel at 5190MHz Ant 0 + 1	

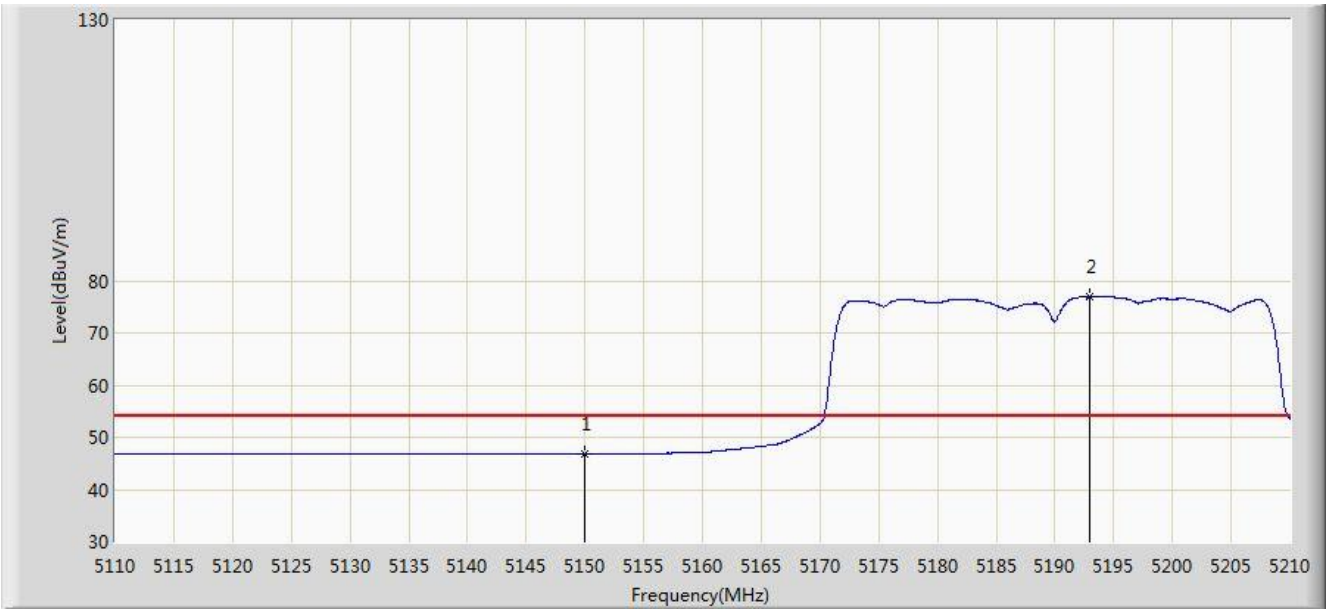

No	Flag	Mark	Frequency (MHz)	Measure Level (dBuV/m)	Reading Level (dBuV)	Over Limit (dB)	Limit (dBuV/m)	Factor (dB)	Type
1			5150.000	46.840	43.531	-7.160	54.000	3.309	AV
2		*	5193.000	76.845	73.588	N/A	N/A	3.258	AV

Note: Measure Level (dBµV/m) = Reading Level (dBµV) + Factor (dB)

Factor (dB) = Cable Loss (dB) + Antenna Factor (dB/m) - Pre_Amplifier Gain (dB).

Site: AC1	Time: 2017/04/17 - 11:41
Limit: FCC_Part15.209_RE(3m)	Engineer: Will Yan
Probe: BBHA9120D_1-18GHz	Polarity: Vertical
EUT: 802.11ac Dual Band Module	Power: AC 120V/60Hz
Test Mode: Transmit by 802.11ac-VHT40 at channel at 5190MHz Ant 0 + 1	

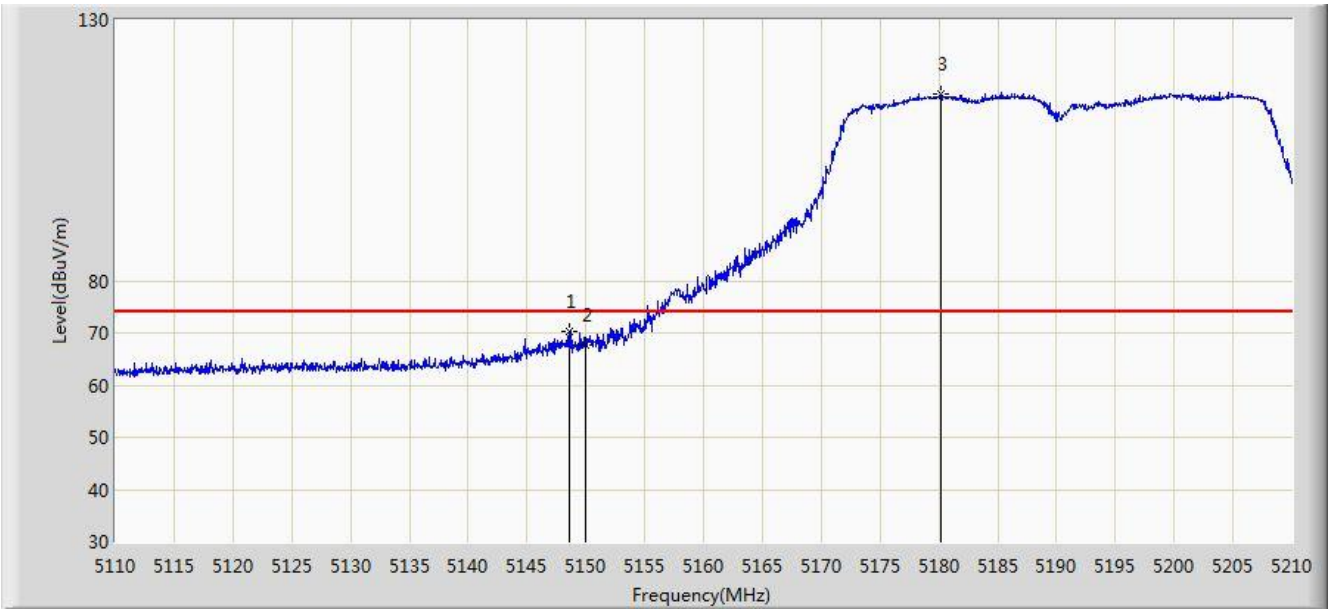

No	Flag	Mark	Frequency (MHz)	Measure Level (dBuV/m)	Reading Level (dBuV)	Over Limit (dB)	Limit (dBuV/m)	Factor (dB)	Type
1			5148.550	70.367	67.058	-3.633	74.000	3.309	PK
2			5150.000	67.686	64.377	-6.314	74.000	3.309	PK
3		*	5180.150	115.781	112.508	N/A	N/A	3.273	PK

Note: Measure Level (dBµV/m) = Reading Level (dBµV) + Factor (dB)

Factor (dB) = Cable Loss (dB) + Antenna Factor (dB/m) - Pre_Amplifier Gain (dB).

Site: AC1	Time: 2017/04/17 - 11:35
Limit: FCC_Part15.209_RE(3m)	Engineer: Will Yan
Probe: BBHA9120D_1-18GHz	Polarity: Vertical
EUT: 802.11ac Dual Band Module	Power: AC 120V/60Hz
Test Mode: Transmit by 802.11ac-VHT40 at channel at 5190MHz Ant 0 + 1	

No	Flag	Mark	Frequency (MHz)	Measure Level (dBuV/m)	Reading Level (dBuV)	Over Limit (dB)	Limit (dBuV/m)	Factor (dB)	Type
1			5150.000	53.350	50.041	-0.650	54.000	3.309	AV
2		*	5183.500	101.278	98.009	N/A	N/A	3.269	AV

Note: Measure Level (dBµV/m) = Reading Level (dBµV) + Factor (dB)

Factor (dB) = Cable Loss (dB) + Antenna Factor (dB/m) - Pre_Amplifier Gain (dB).

Site: AC1	Time: 2017/04/17 - 11:57
Limit: FCC_Part15.209_RE(3m)	Engineer: Will Yan
Probe: BBHA9120D_1-18GHz	Polarity: Horizontal
EUT: 802.11ac Dual Band Module	Power: AC 120V/60Hz
Test Mode: Transmit by 802.11ac-VHT40 at channel at 5310MHz Ant 0 + 1	

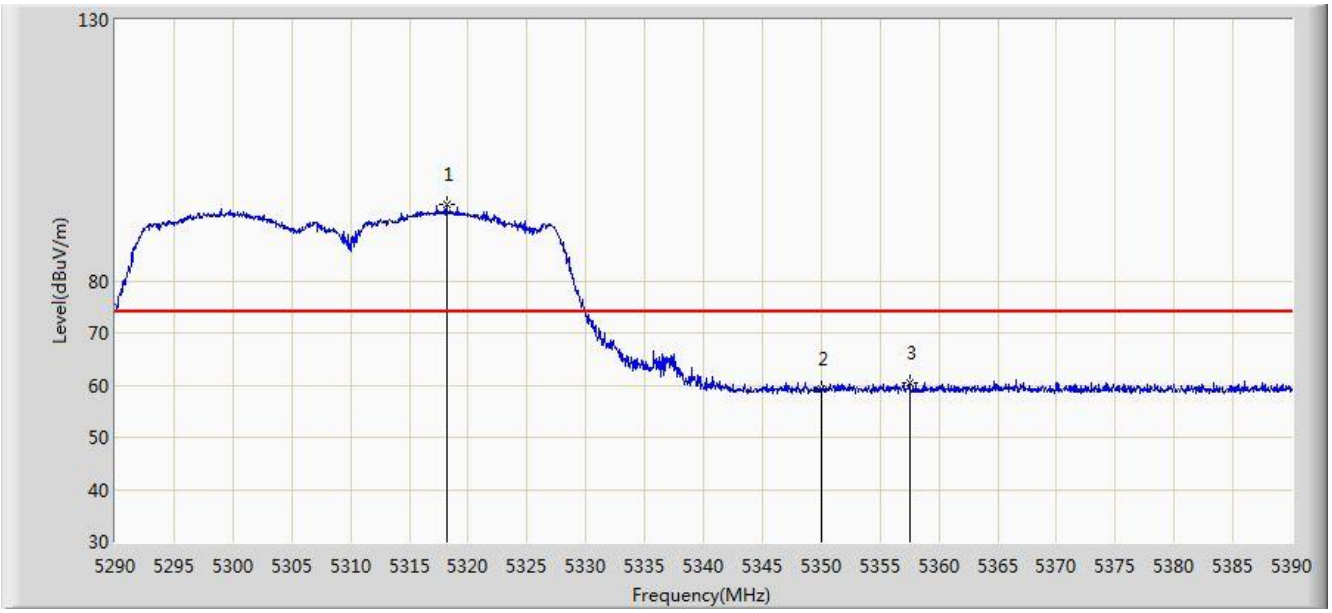

No	Flag	Mark	Frequency (MHz)	Measure Level (dBuV/m)	Reading Level (dBuV)	Over Limit (dB)	Limit (dBuV/m)	Factor (dB)	Type
1		*	5318.150	94.565	91.488	N/A	N/A	3.076	PK
2			5350.000	59.216	56.184	-14.784	74.000	3.032	PK
3			5357.500	60.368	57.344	-13.632	74.000	3.025	PK

Note: Measure Level (dBμV/m) = Reading Level (dBμV) + Factor (dB)

Factor (dB) = Cable Loss (dB) + Antenna Factor (dB/m) - Pre_Amplifier Gain (dB).

Site: AC1	Time: 2017/04/17 - 11:58
Limit: FCC_Part15.209_RE(3m)	Engineer: Will Yan
Probe: BBHA9120D_1-18GHz	Polarity: Horizontal
EUT: 802.11ac Dual Band Module	Power: AC 120V/60Hz
Test Mode: Transmit by 802.11ac-VHT40 at channel at 5310MHz Ant 0 + 1	

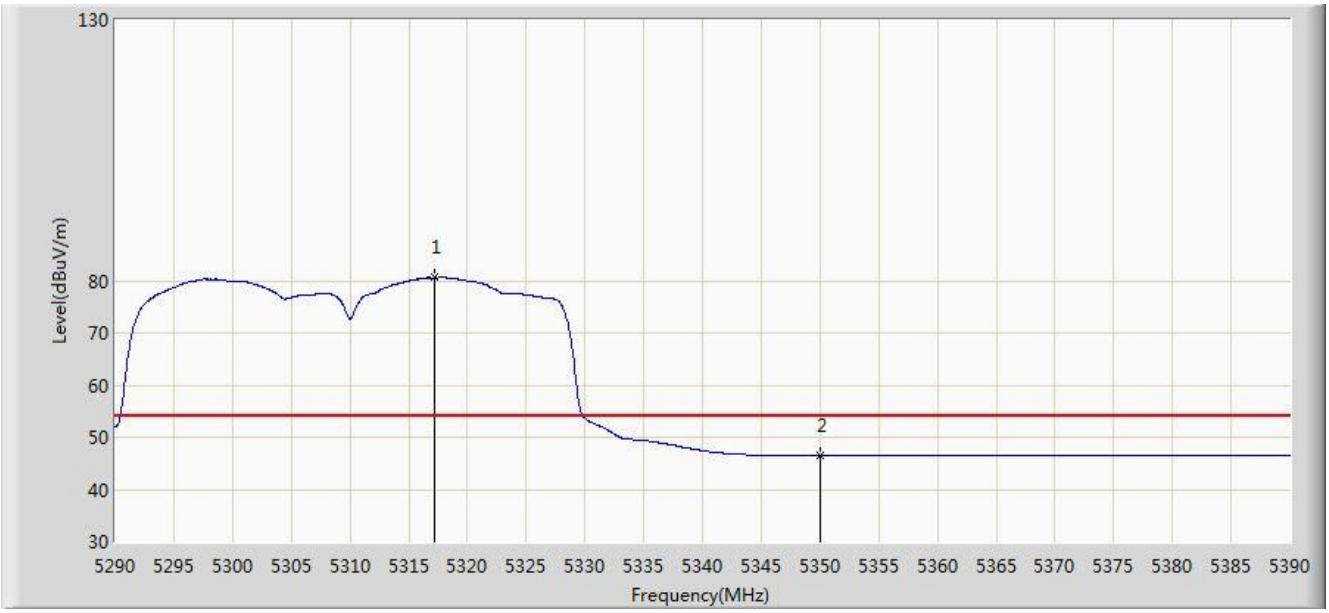

No	Flag	Mark	Frequency (MHz)	Measure Level (dBuV/m)	Reading Level (dBuV)	Over Limit (dB)	Limit (dBuV/m)	Factor (dB)	Type
1		*	5317.150	80.596	77.517	N/A	N/A	3.079	AV
2			5350.000	46.474	43.442	-7.526	54.000	3.032	AV

Note: Measure Level (dBµV/m) = Reading Level (dBµV) + Factor (dB)

Factor (dB) = Cable Loss (dB) + Antenna Factor (dB/m) - Pre_Amplifier Gain (dB).

Site: AC1	Time: 2017/04/17 - 11:56
Limit: FCC_Part15.209_RE(3m)	Engineer: Will Yan
Probe: BBHA9120D_1-18GHz	Polarity: Vertical
EUT: 802.11ac Dual Band Module	Power: AC 120V/60Hz
Test Mode: Transmit by 802.11ac-VHT40 at channel at 5310MHz Ant 0 + 1	

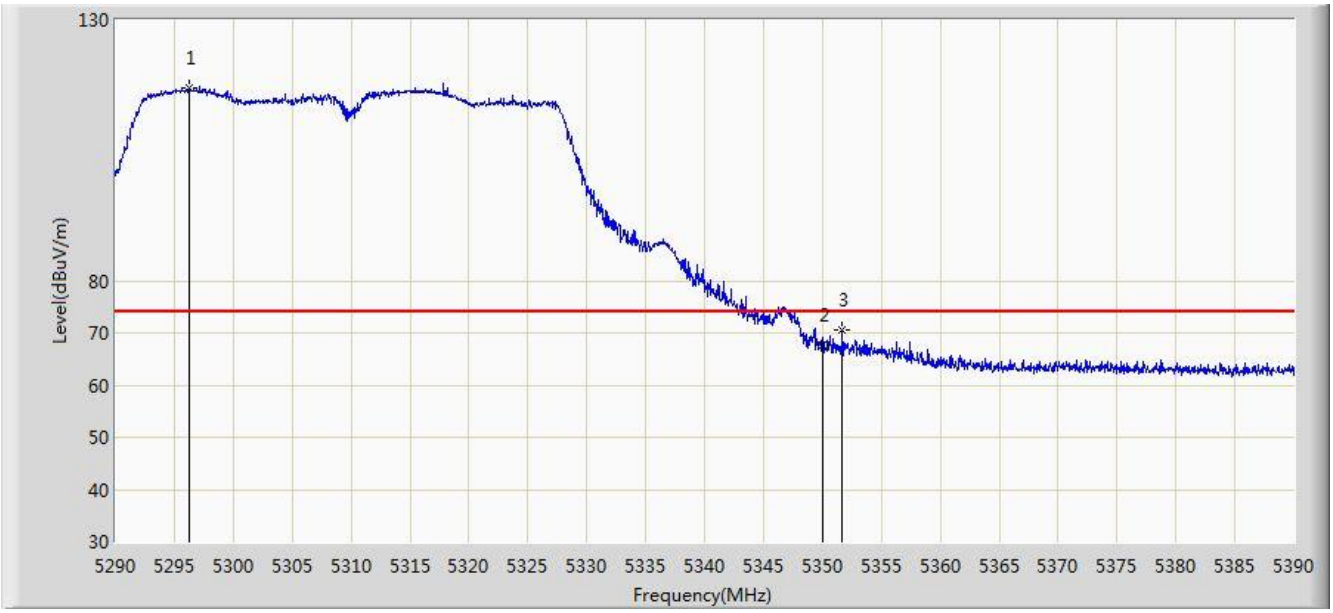

No	Flag	Mark	Frequency (MHz)	Measure Level (dBuV/m)	Reading Level (dBuV)	Over Limit (dB)	Limit (dBuV/m)	Factor (dB)	Type
1		*	5296.250	116.908	113.779	N/A	N/A	3.128	PK
2			5350.000	67.748	64.716	-6.252	74.000	3.032	PK
3			5351.650	70.670	67.639	-3.330	74.000	3.031	PK

Note: Measure Level (dBμV/m) = Reading Level (dBμV) + Factor (dB)

Factor (dB) = Cable Loss (dB) + Antenna Factor (dB/m) - Pre_Amplifier Gain (dB).

Site: AC1	Time: 2017/04/17 - 11:53
Limit: FCC_Part15.209_RE(3m)	Engineer: Will Yan
Probe: BBHA9120D_1-18GHz	Polarity: Vertical
EUT: 802.11ac Dual Band Module	Power: AC 120V/60Hz
Test Mode: Transmit by 802.11ac-VHT40 at channel at 5310MHz Ant 0 + 1	

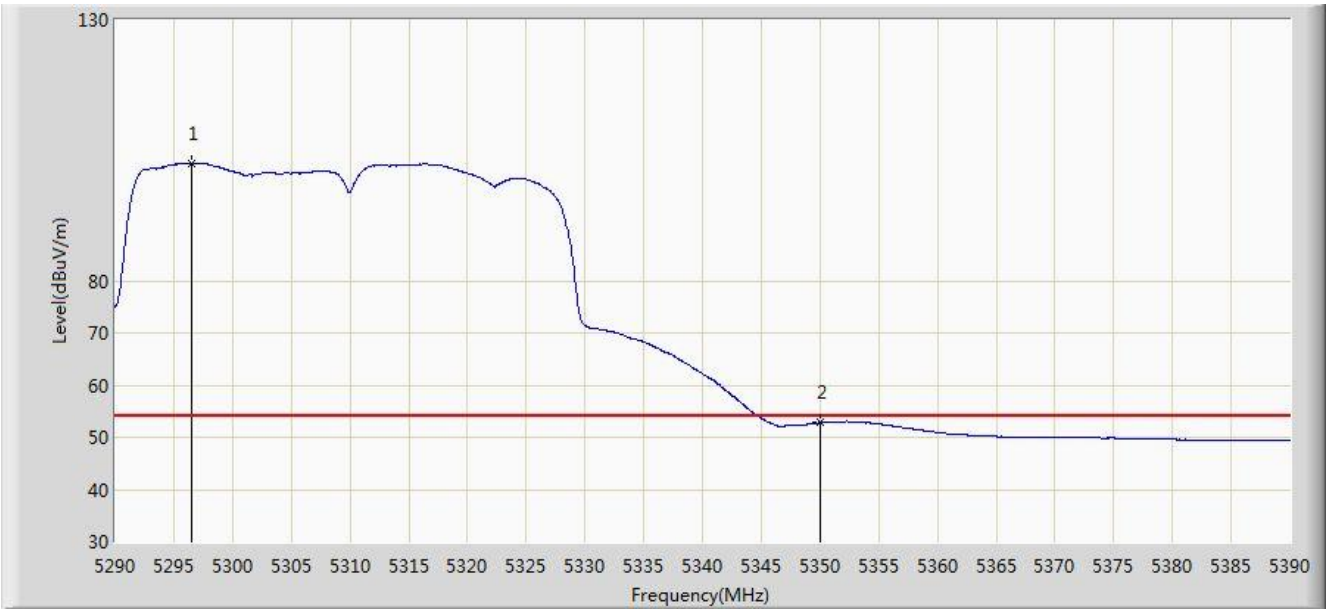

No	Flag	Mark	Frequency (MHz)	Measure Level (dBuV/m)	Reading Level (dBuV)	Over Limit (dB)	Limit (dBuV/m)	Factor (dB)	Type
1		*	5296.500	102.561	99.432	N/A	N/A	3.129	AV
2			5350.000	52.769	49.737	-1.231	54.000	3.032	AV

Note: Measure Level (dBµV/m) = Reading Level (dBµV) + Factor (dB)

Factor (dB) = Cable Loss (dB) + Antenna Factor (dB/m) - Pre_Amplifier Gain (dB).

Site: AC1	Time: 2017/04/17 - 23:57
Limit: FCC_Part15.209_RE(3m)	Engineer: Will Yan
Probe: BBHA9120D_1-18GHz	Polarity: Horizontal
EUT: 802.11ac Dual Band Module	Power: AC 120V/60Hz
Test Mode: Transmit by 802.11ac-VHT40 at channel at 5510MHz Ant 0 + 1	

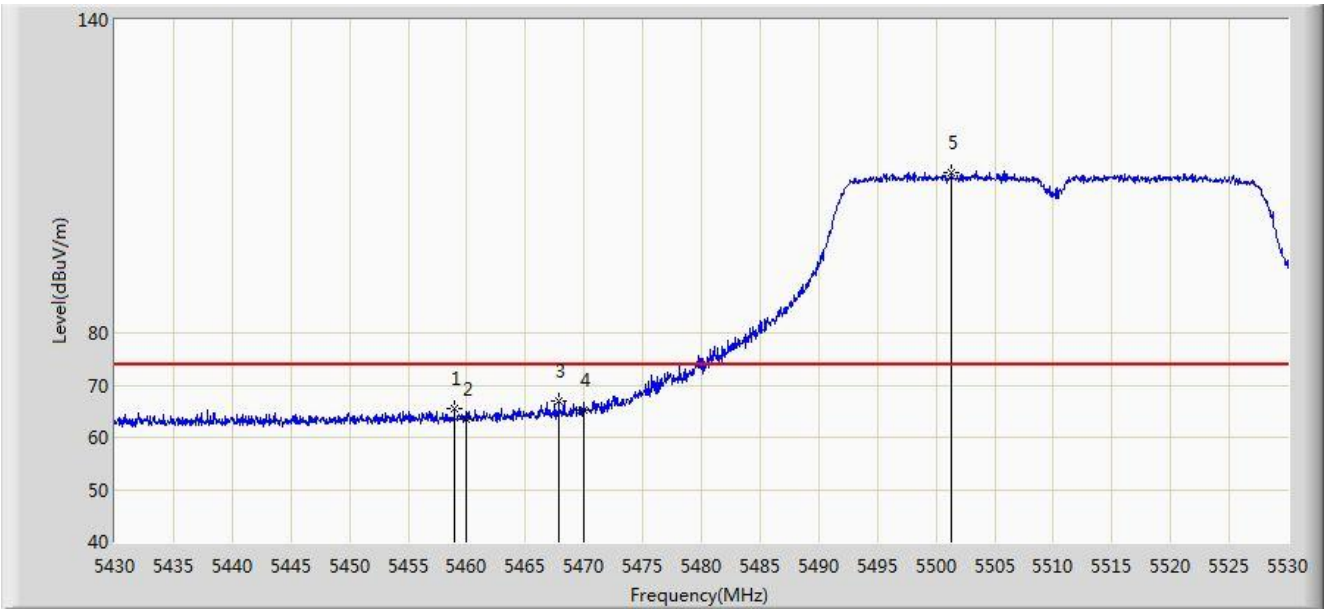

No	Flag	Mark	Frequency (MHz)	Measure Level (dBuV/m)	Reading Level (dBuV)	Over Limit (dB)	Limit (dBuV/m)	Factor (dB)	Type
1			5458.950	65.441	61.965	-8.559	74.000	3.476	PK
2			5460.000	63.520	60.038	-10.480	74.000	3.482	PK
3			5467.850	66.960	63.433	-7.040	74.000	3.527	PK
4			5470.000	65.105	61.566	-8.895	74.000	3.539	PK
5		*	5501.300	110.798	107.273	N/A	N/A	3.525	PK

Note: Measure Level (dBμV/m) = Reading Level (dBμV) + Factor (dB)

Factor (dB) = Cable Loss (dB) + Antenna Factor (dB/m) - Pre_Amplifier Gain (dB).

Site: AC1	Time: 2017/04/17 - 23:59
Limit: FCC_Part15.209_RE(3m)	Engineer: Will Yan
Probe: BBHA9120D_1-18GHz	Polarity: Horizontal
EUT: 802.11ac Dual Band Module	Power: AC 120V/60Hz
Test Mode: Transmit by 802.11ac-VHT40 at channel at 5510MHz Ant 0 + 1	

No	Flag	Mark	Frequency (MHz)	Measure Level (dBuV/m)	Reading Level (dBuV)	Over Limit (dB)	Limit (dBuV/m)	Factor (dB)	Type
1			5460.000	51.157	47.675	-2.843	54.000	3.482	AV
2		*	5503.750	92.773	89.251	N/A	N/A	3.522	AV

Note: Measure Level (dBµV/m) = Reading Level (dBµV) + Factor (dB)

Factor (dB) = Cable Loss (dB) + Antenna Factor (dB/m) - Pre_Amplifier Gain (dB).

Site: AC1	Time: 2017/04/17 - 13:06
Limit: FCC_Part15.209_RE(3m)	Engineer: Will Yan
Probe: BBHA9120D_1-18GHz	Polarity: Vertical
EUT: 802.11ac Dual Band Module	Power: AC 120V/60Hz
Test Mode: Transmit by 802.11ac-VHT40 at channel at 5510MHz Ant 0 + 1	

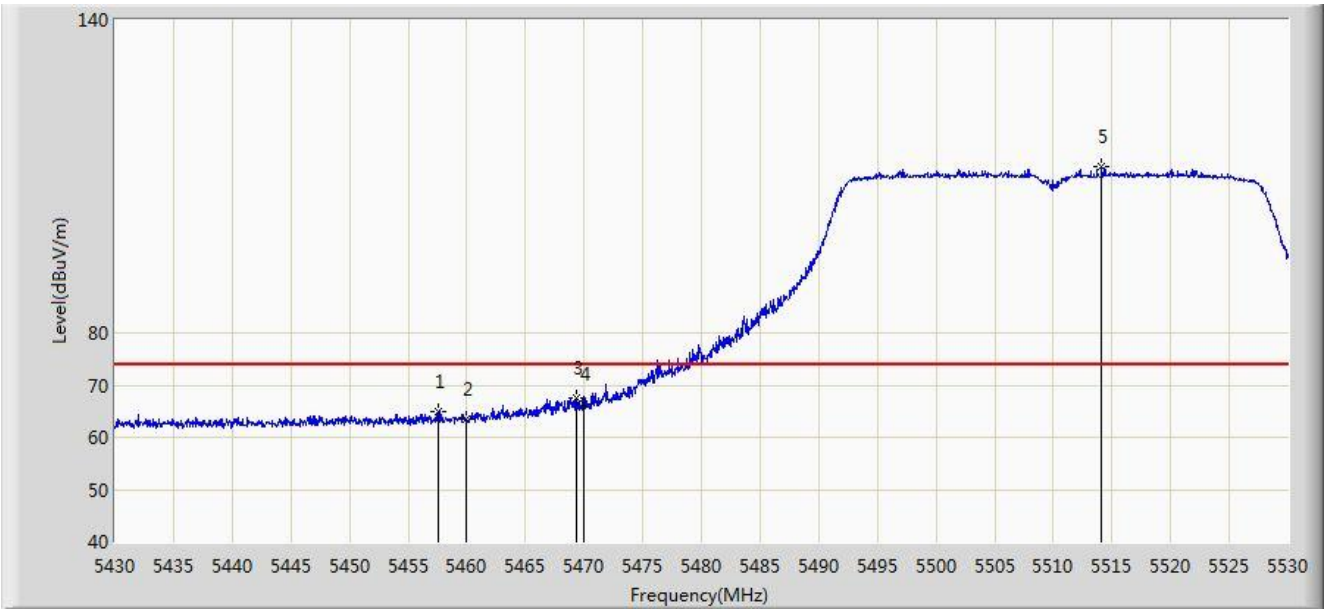

No	Flag	Mark	Frequency (MHz)	Measure Level (dBuV/m)	Reading Level (dBuV)	Over Limit (dB)	Limit (dBuV/m)	Factor (dB)	Type
1			5457.550	64.898	61.431	-9.102	74.000	3.467	PK
2			5460.000	63.337	59.855	-10.663	74.000	3.482	PK
3			5469.400	67.588	64.052	-6.412	74.000	3.536	PK
4			5470.000	66.304	62.765	-7.696	74.000	3.539	PK
5		*	5514.100	111.949	108.438	N/A	N/A	3.511	PK

Note: Measure Level (dBμV/m) = Reading Level (dBμV) + Factor (dB)

Factor (dB) = Cable Loss (dB) + Antenna Factor (dB/m) - Pre_Amplifier Gain (dB).

Site: AC1	Time: 2017/04/17 - 23:56
Limit: FCC_Part15.209_RE(3m)	Engineer: Will Yan
Probe: BBHA9120D_1-18GHz	Polarity: Vertical
EUT: 802.11ac Dual Band Module	Power: AC 120V/60Hz
Test Mode: Transmit by 802.11ac-VHT40 at channel at 5510MHz Ant 0 + 1	

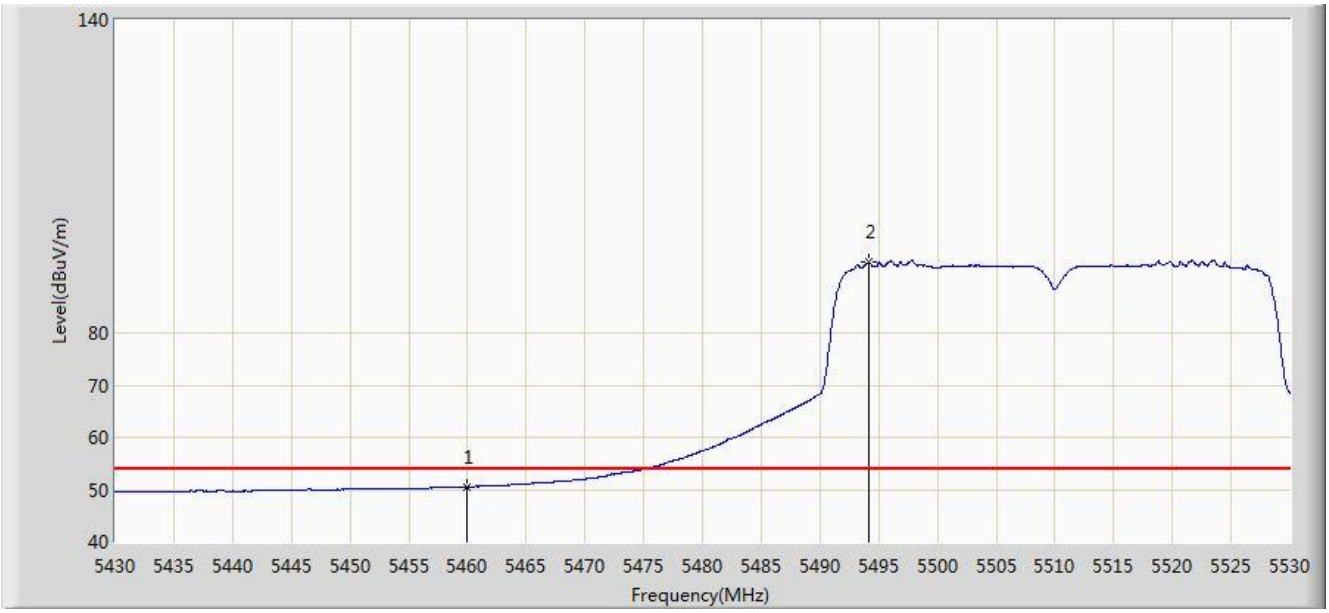

No	Flag	Mark	Frequency (MHz)	Measure Level (dBuV/m)	Reading Level (dBuV)	Over Limit (dB)	Limit (dBuV/m)	Factor (dB)	Type
1			5460.000	50.511	47.029	-3.489	54.000	3.482	AV
2		*	5494.150	93.582	90.049	N/A	N/A	3.533	AV

Note: Measure Level (dBµV/m) = Reading Level (dBµV) + Factor (dB)

Factor (dB) = Cable Loss (dB) + Antenna Factor (dB/m) - Pre_Amplifier Gain (dB).

Site: AC1	Time: 2017/04/18 - 00:22
Limit: FCC_Part15.209_RE(3m)	Engineer: Will Yan
Probe: BBHA9120D_1-18GHz	Polarity: Horizontal
EUT: 802.11ac Dual Band Module	Power: AC 120V/60Hz
Test Mode: Transmit by 802.11ac-VHT40 at channel at 5670MHz Ant 0 + 1	

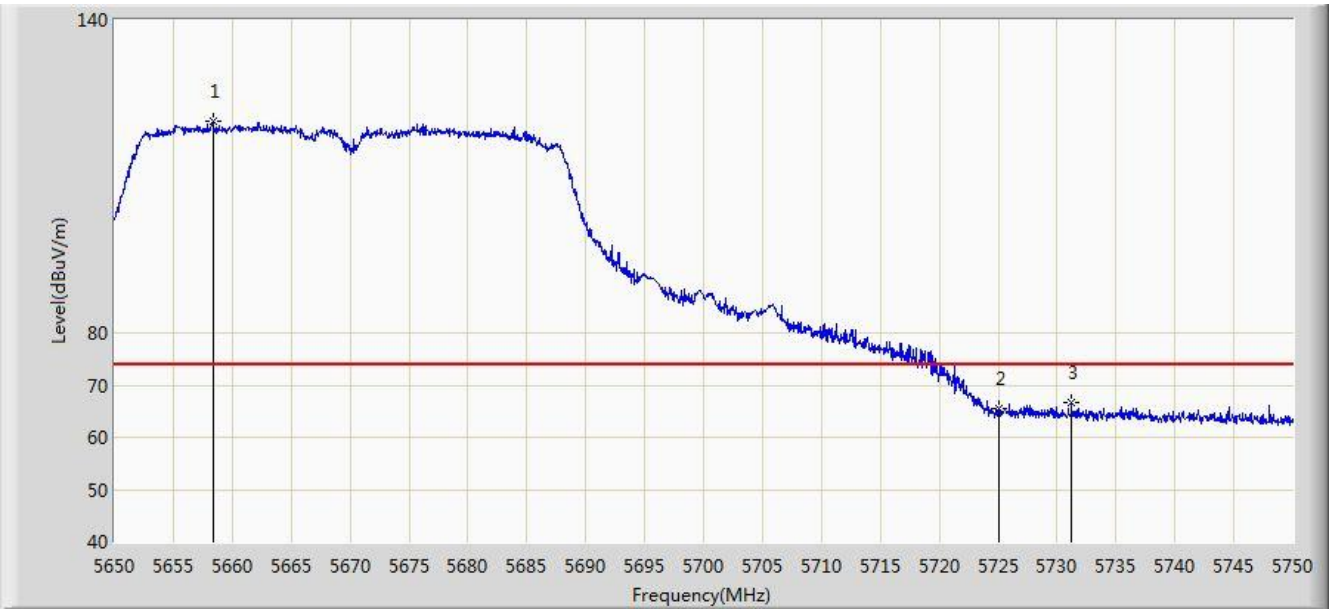

No	Flag	Mark	Frequency (MHz)	Measure Level (dBuV/m)	Reading Level (dBuV)	Over Limit (dB)	Limit (dBuV/m)	Factor (dB)	Type
1		*	5658.350	120.556	116.912	N/A	N/A	3.644	PK
2			5725.000	65.596	61.805	-8.404	74.000	3.791	PK
3			5731.200	66.802	62.992	-7.198	74.000	3.811	PK

Note: Measure Level (dBμV/m) = Reading Level (dBμV) + Factor (dB)

Factor (dB) = Cable Loss (dB) + Antenna Factor (dB/m) - Pre_Amplifier Gain (dB).

Site: AC1	Time: 2017/04/18 - 00:22
Limit: FCC_Part15.209_RE(3m)	Engineer: Will Yan
Probe: BBHA9120D_1-18GHz	Polarity: Horizontal
EUT: 802.11ac Dual Band Module	Power: AC 120V/60Hz
Test Mode: Transmit by 802.11ac-VHT40 at channel at 5670MHz Ant 0 + 1	

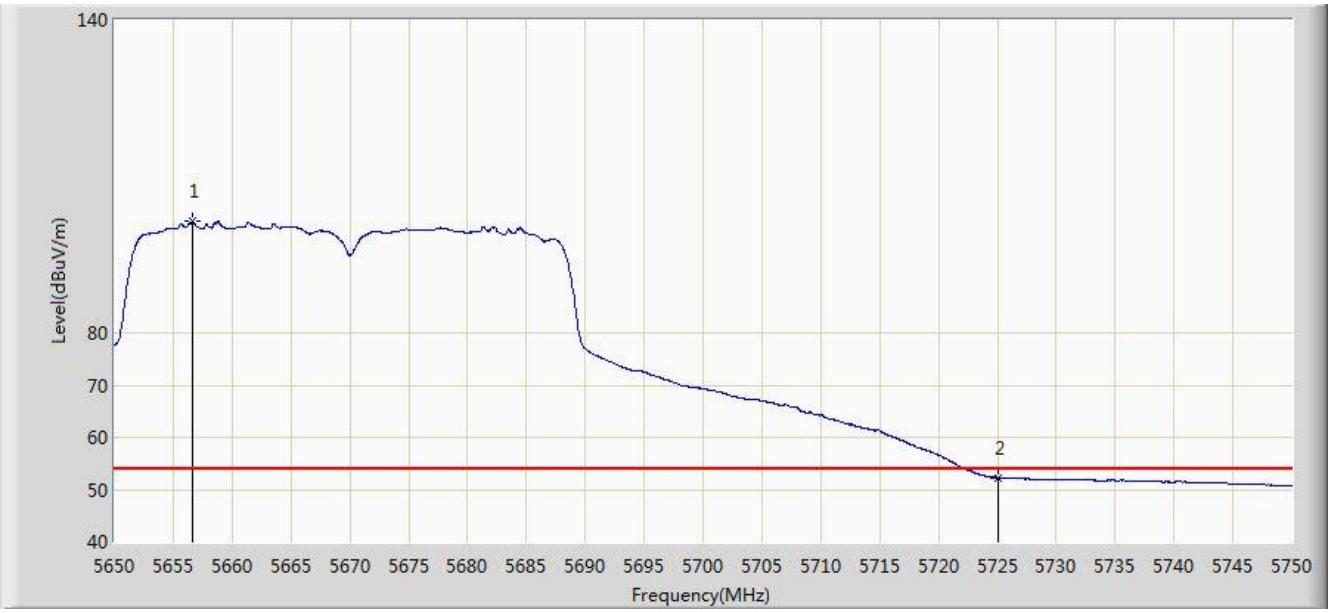

No	Flag	Mark	Frequency (MHz)	Measure Level (dBuV/m)	Reading Level (dBuV)	Over Limit (dB)	Limit (dBuV/m)	Factor (dB)	Type
1		*	5656.700	101.393	97.753	N/A	N/A	3.641	AV
2			5725.000	52.297	48.506	-1.703	54.000	3.791	AV

Note: Measure Level (dBµV/m) = Reading Level (dBµV) + Factor (dB)

Factor (dB) = Cable Loss (dB) + Antenna Factor (dB/m) - Pre_Amplifier Gain (dB).

Site: AC1	Time: 2017/04/18 - 00:27
Limit: FCC_Part15.209_RE(3m)	Engineer: Will Yan
Probe: BBHA9120D_1-18GHz	Polarity: Vertical
EUT: 802.11ac Dual Band Module	Power: AC 120V/60Hz
Test Mode: Transmit by 802.11ac-VHT40 at channel at 5670MHz Ant 0 + 1	

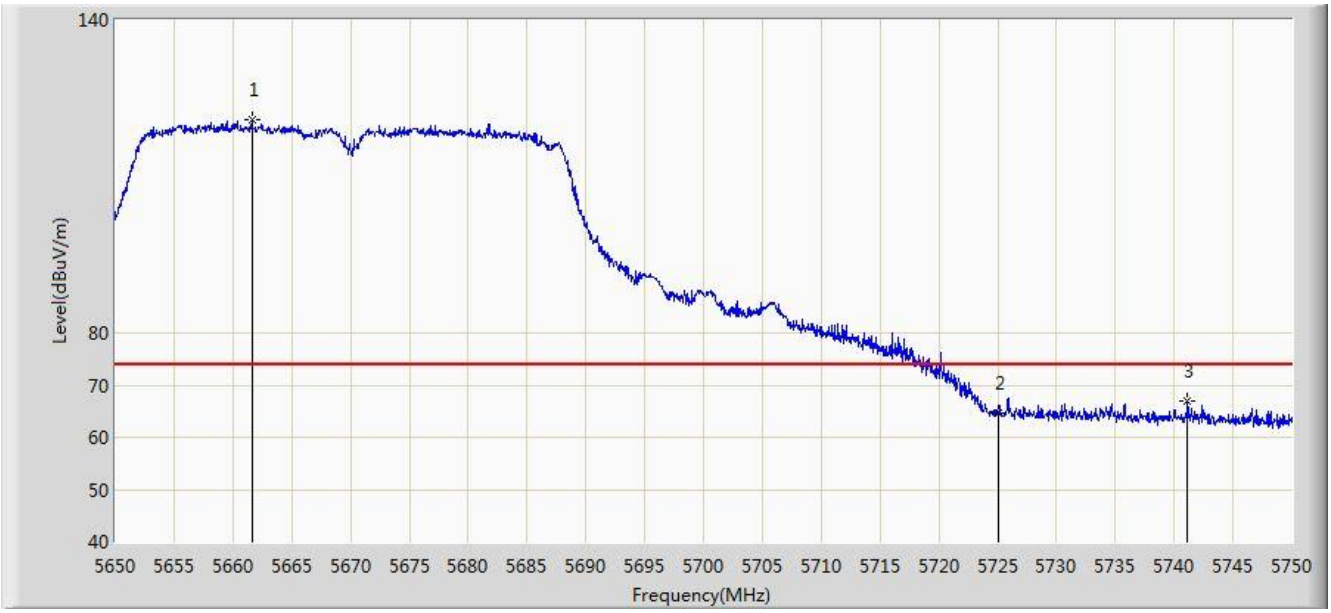

No	Flag	Mark	Frequency (MHz)	Measure Level (dBuV/m)	Reading Level (dBuV)	Over Limit (dB)	Limit (dBuV/m)	Factor (dB)	Type
1		*	5661.650	120.955	117.306	N/A	N/A	3.649	PK
2			5725.000	64.517	60.726	-9.483	74.000	3.791	PK
3			5741.150	66.904	63.064	-7.096	74.000	3.840	PK

Note: Measure Level (dBμV/m) = Reading Level (dBμV) + Factor (dB)

Factor (dB) = Cable Loss (dB) + Antenna Factor (dB/m) - Pre_Amplifier Gain (dB).

Site: AC1	Time: 2017/04/18 - 00:21
Limit: FCC_Part15.209_RE(3m)	Engineer: Will Yan
Probe: BBHA9120D_1-18GHz	Polarity: Vertical
EUT: 802.11ac Dual Band Module	Power: AC 120V/60Hz
Test Mode: Transmit by 802.11ac-VHT40 at channel at 5670MHz Ant 0 + 1	

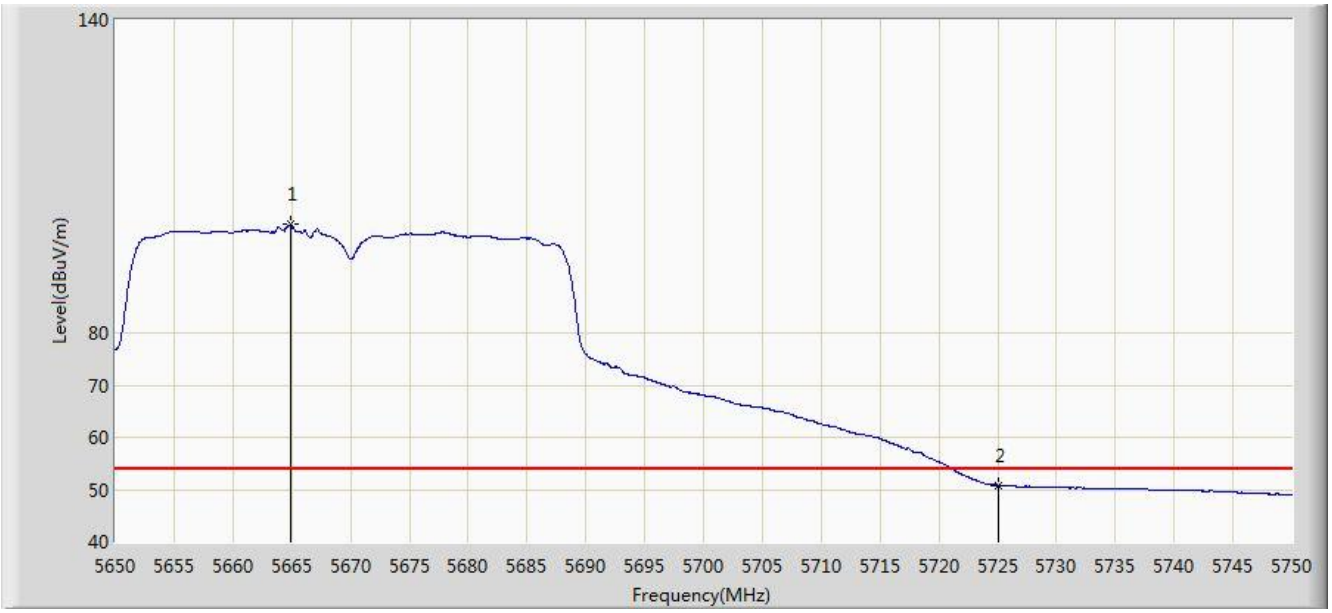

No	Flag	Mark	Frequency (MHz)	Measure Level (dBuV/m)	Reading Level (dBuV)	Over Limit (dB)	Limit (dBuV/m)	Factor (dB)	Type
1		*	5664.900	100.848	97.195	N/A	N/A	3.654	AV
2			5725.000	50.802	47.011	-3.198	54.000	3.791	AV

Note: Measure Level (dBµV/m) = Reading Level (dBµV) + Factor (dB)

Factor (dB) = Cable Loss (dB) + Antenna Factor (dB/m) - Pre_Amplifier Gain (dB).

Site: AC1	Time: 2017/04/18 - 00:37
Limit: FCC_Part15.209_RE(3m)	Engineer: Will Yan
Probe: BBHA9120D_1-18GHz	Polarity: Horizontal
EUT: 802.11ac Dual Band Module	Power: AC 120V/60Hz
Test Mode: Transmit by 802.11ac-VHT40 at channel at 5755MHz Ant 0 + 1	

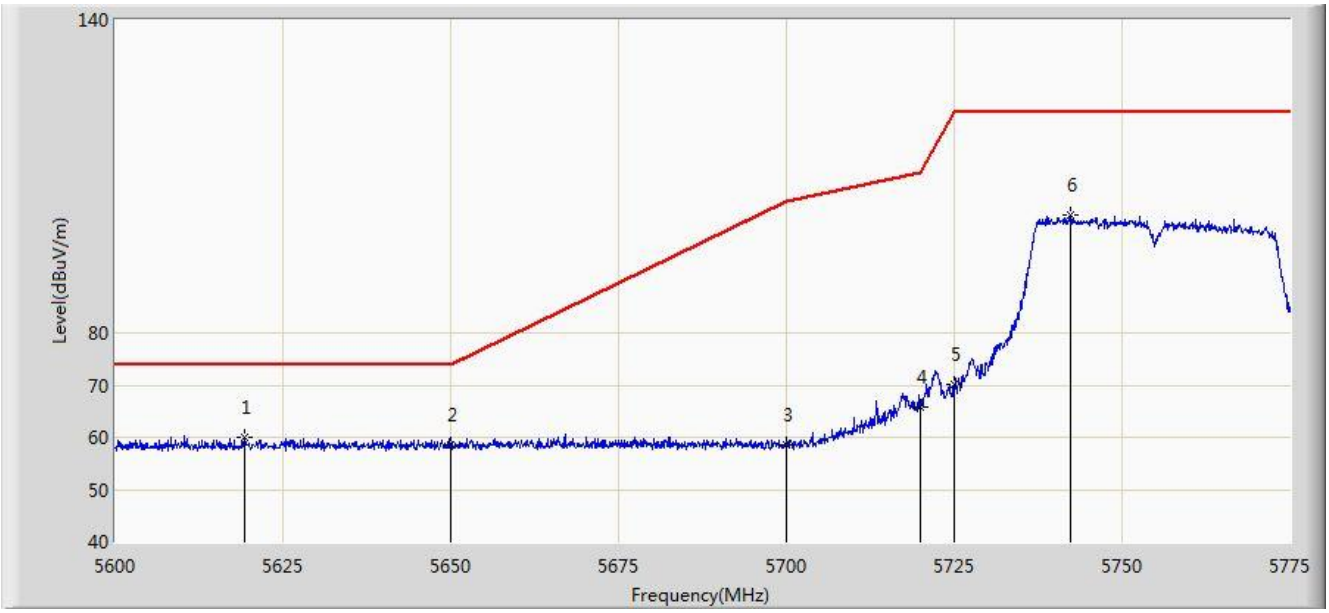

No	Flag	Mark	Frequency (MHz)	Measure Level (dBuV/m)	Reading Level (dBuV)	Over Limit (dB)	Limit (dBuV/m)	Factor (dB)	Type
1		*	5619.337	60.085	56.546	-13.915	74.000	3.539	PK
2			5650.000	58.417	54.790	-15.583	74.000	3.627	PK
3			5700.000	58.569	54.850	-46.631	105.200	3.719	PK
4			5720.000	65.891	62.115	-44.909	110.800	3.776	PK
5			5725.000	70.037	66.246	-52.163	122.200	3.791	PK
6			5742.362	102.547	98.704	N/A	N/A	3.844	PK

Note: Measure Level (dBμV/m) = Reading Level (dBμV) + Factor (dB)

Factor (dB) = Cable Loss (dB) + Antenna Factor (dB/m) - Pre_Amplifier Gain (dB).

Site: AC1	Time: 2017/04/18 - 00:36
Limit: FCC_Part15.209_RE(3m)	Engineer: Will Yan
Probe: BBHA9120D_1-18GHz	Polarity: Vertical
EUT: 802.11ac Dual Band Module	Power: AC 120V/60Hz
Test Mode: Transmit by 802.11ac-VHT40 at channel at 5755MHz Ant 0 + 1	

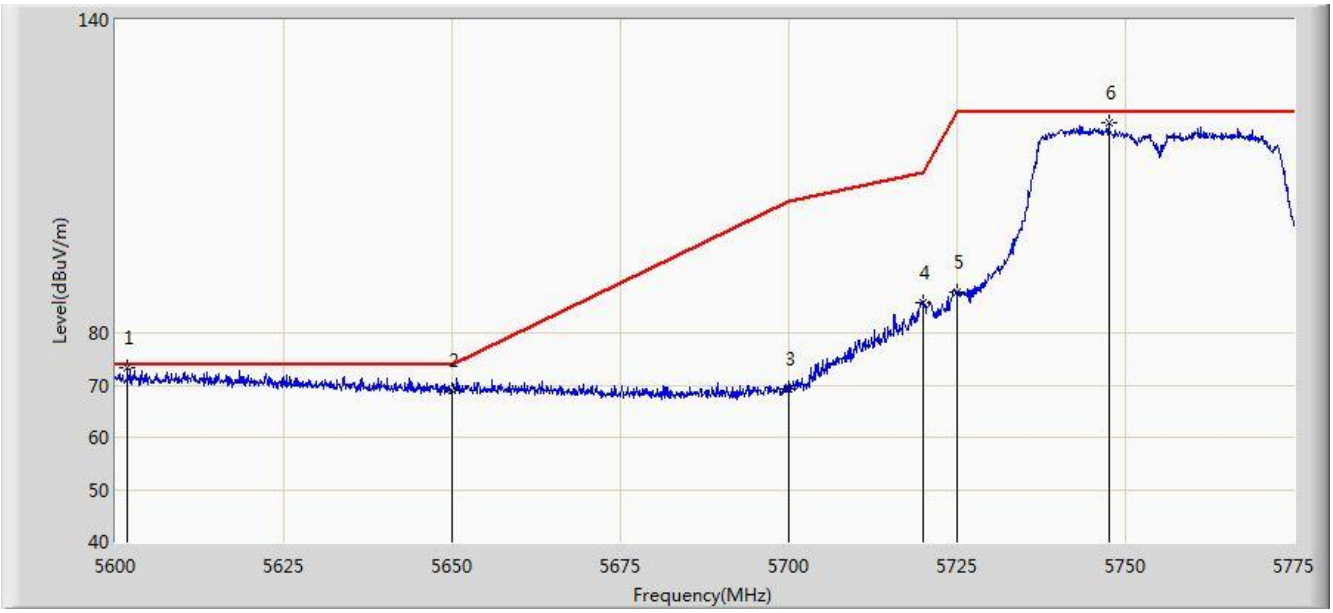

No	Flag	Mark	Frequency (MHz)	Measure Level (dBuV/m)	Reading Level (dBuV)	Over Limit (dB)	Limit (dBuV/m)	Factor (dB)	Type
1		*	5601.750	73.324	69.826	-0.676	74.000	3.499	PK
2			5650.000	68.953	65.326	-5.047	74.000	3.627	PK
3			5700.000	69.222	65.503	-35.978	105.200	3.719	PK
4			5720.000	85.693	81.917	-25.107	110.800	3.776	PK
5			5725.000	87.734	83.943	-34.466	122.200	3.791	PK
6			5747.525	120.406	116.544	N/A	N/A	3.862	PK

Note: Measure Level (dBµV/m) = Reading Level (dBµV) + Factor (dB)

Factor (dB) = Cable Loss (dB) + Antenna Factor (dB/m) - Pre_Amplifier Gain (dB).

Site: AC1	Time: 2017/04/18 - 00:41
Limit: FCC_Part15.209_RE(3m)	Engineer: Will Yan
Probe: BBHA9120D_1-18GHz	Polarity: Horizontal
EUT: 802.11ac Dual Band Module	Power: AC 120V/60Hz
Test Mode: Transmit by 802.11ac-VHT40 at channel at 5795MHz Ant 0 + 1	

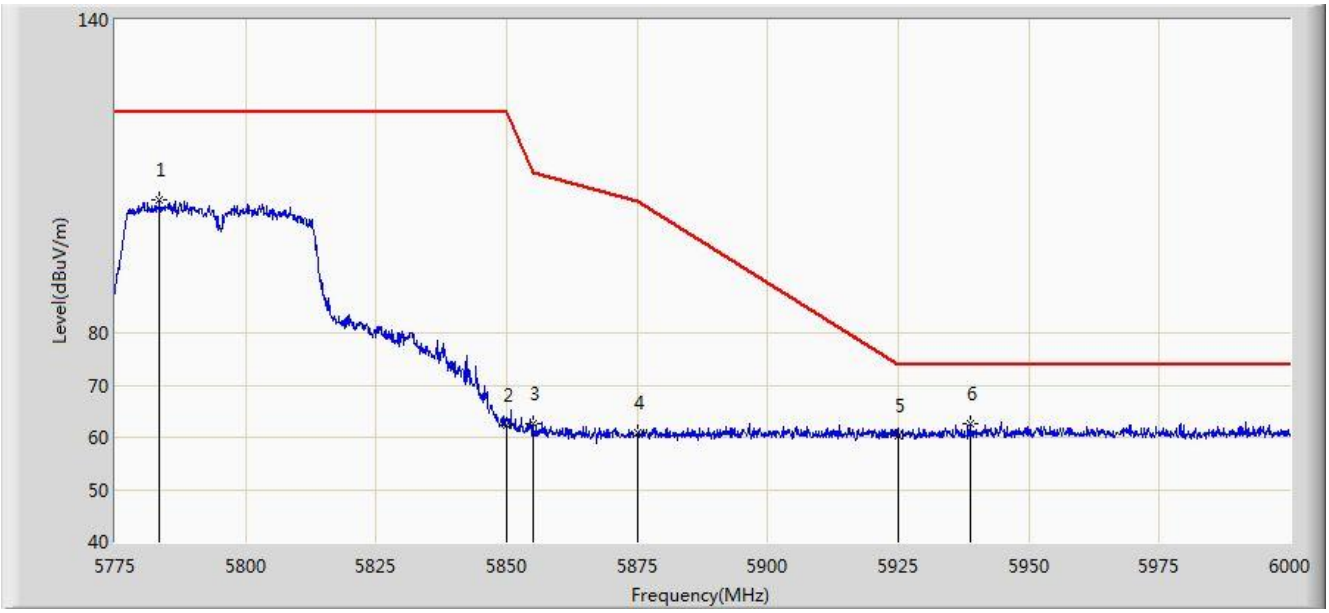

No	Flag	Mark	Frequency (MHz)	Measure Level (dBuV/m)	Reading Level (dBuV)	Over Limit (dB)	Limit (dBuV/m)	Factor (dB)	Type
1			5783.550	105.596	101.663	N/A	N/A	3.933	PK
2			5850.000	62.303	58.246	-59.897	122.200	4.058	PK
3			5855.000	62.498	58.438	-48.302	110.800	4.060	PK
4			5875.000	60.903	56.798	-44.297	105.200	4.105	PK
5			5925.000	60.348	56.095	-13.652	74.000	4.254	PK
6		*	5938.687	62.617	58.347	-11.383	74.000	4.270	PK

Note: Measure Level (dBμV/m) = Reading Level (dBμV) + Factor (dB)

Factor (dB) = Cable Loss (dB) + Antenna Factor (dB/m) - Pre_Amplifier Gain (dB).

Site: AC1	Time: 2017/04/18 - 00:39
Limit: FCC_Part15.209_RE(3m)	Engineer: Will Yan
Probe: BBHA9120D_1-18GHz	Polarity: Vertical
EUT: 802.11ac Dual Band Module	Power: AC 120V/60Hz
Test Mode: Transmit by 802.11ac-VHT40 at channel at 5795MHz Ant 0 + 1	

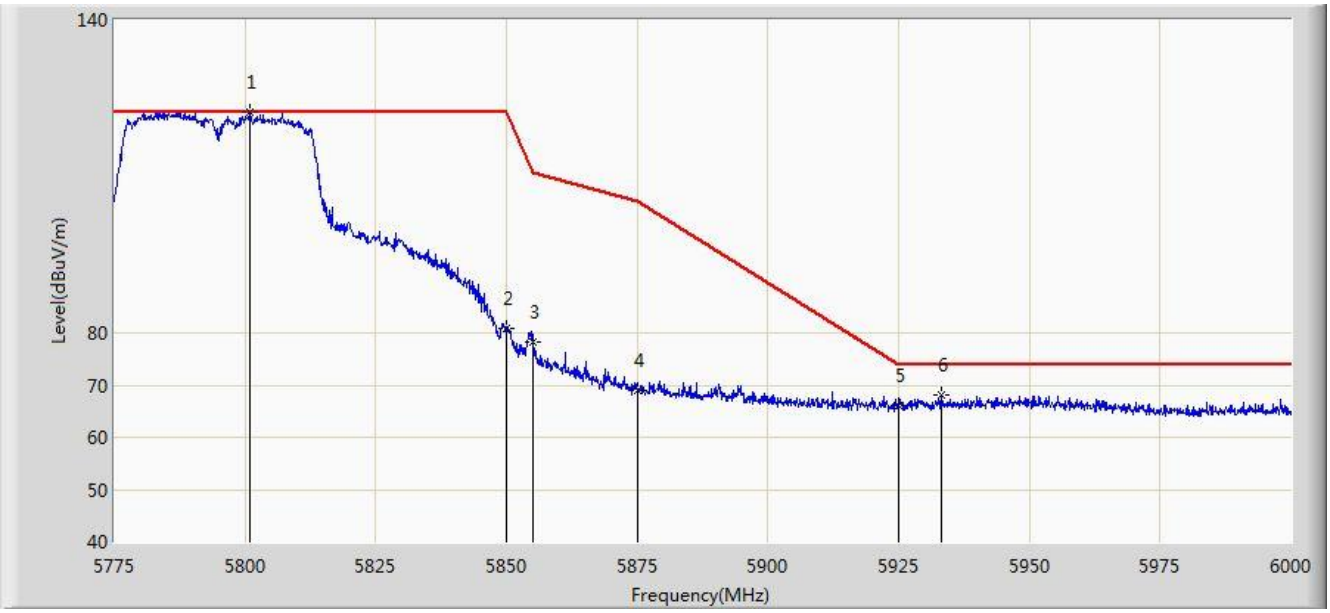

No	Flag	Mark	Frequency (MHz)	Measure Level (dBuV/m)	Reading Level (dBuV)	Over Limit (dB)	Limit (dBuV/m)	Factor (dB)	Type
1		*	5800.987	122.430	118.469	N/A	N/A	3.961	PK
2			5850.000	80.923	76.866	-41.277	122.200	4.058	PK
3			5855.000	78.368	74.308	-32.432	110.800	4.060	PK
4			5875.000	68.931	64.826	-36.269	105.200	4.105	PK
5			5925.000	66.156	61.903	-7.844	74.000	4.254	PK
6			5933.062	67.983	63.716	-6.017	74.000	4.267	PK

Note: Measure Level (dBμV/m) = Reading Level (dBμV) + Factor (dB)

Factor (dB) = Cable Loss (dB) + Antenna Factor (dB/m) - Pre_Amplifier Gain (dB).

Site: AC1	Time: 2017/04/18 - 00:56
Limit: FCC_Part15.209_RE(3m)	Engineer: Will Yan
Probe: BBHA9120D_1-18GHz	Polarity: Horizontal
EUT: 802.11ac Dual Band Module	Power: AC 120V/60Hz
Test Mode: Transmit by 802.11ac-VHT80 at channel at 5210MHz Ant 0 + 1	

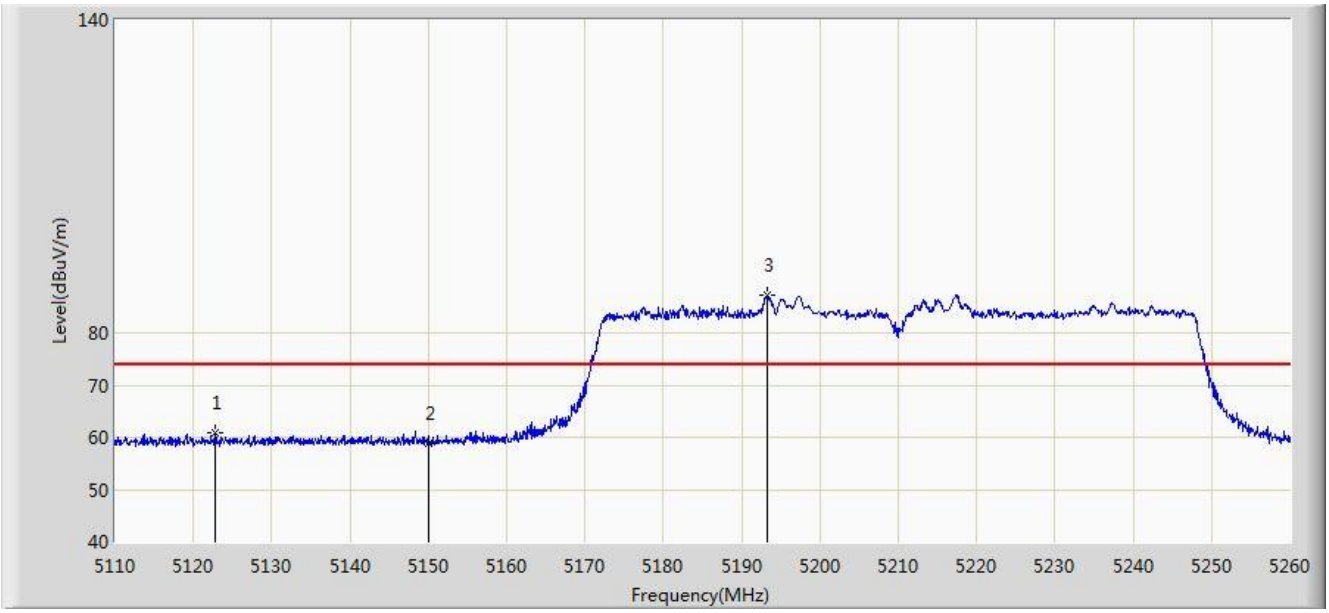

No	Flag	Mark	Frequency (MHz)	Measure Level (dBuV/m)	Reading Level (dBuV)	Over Limit (dB)	Limit (dBuV/m)	Factor (dB)	Type
1			5122.750	60.980	57.685	-13.020	74.000	3.295	PK
2			5150.000	58.853	55.544	-15.147	74.000	3.309	PK
3		*	5193.325	87.117	83.860	N/A	N/A	3.257	PK

Note: Measure Level (dBµV/m) = Reading Level (dBµV) + Factor (dB)

Factor (dB) = Cable Loss (dB) + Antenna Factor (dB/m) - Pre_Amplifier Gain (dB).

Site: AC1	Time: 2017/04/18 - 00:57
Limit: FCC_Part15.209_RE(3m)	Engineer: Will Yan
Probe: BBHA9120D_1-18GHz	Polarity: Horizontal
EUT: 802.11ac Dual Band Module	Power: AC 120V/60Hz
Test Mode: Transmit by 802.11ac-VHT80 at channel at 5210MHz Ant 0 + 1	

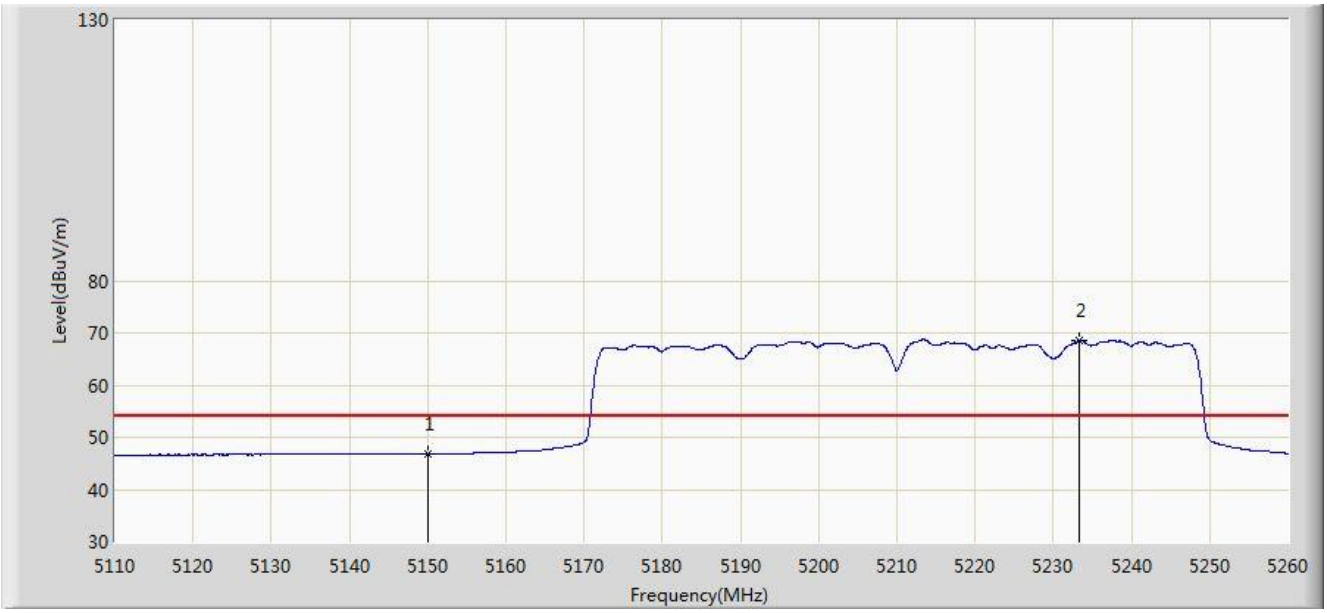

No	Flag	Mark	Frequency (MHz)	Measure Level (dBuV/m)	Reading Level (dBuV)	Over Limit (dB)	Limit (dBuV/m)	Factor (dB)	Type
1			5150.000	46.794	43.485	-7.206	54.000	3.309	AV
2		*	5233.300	68.538	65.339	N/A	N/A	3.198	AV

Note: Measure Level (dBµV/m) = Reading Level (dBµV) + Factor (dB)

Factor (dB) = Cable Loss (dB) + Antenna Factor (dB/m) - Pre_Amplifier Gain (dB).

Site: AC1	Time: 2017/04/18 - 00:55
Limit: FCC_Part15.209_RE(3m)	Engineer: Will Yan
Probe: BBHA9120D_1-18GHz	Polarity: Vertical
EUT: 802.11ac Dual Band Module	Power: AC 120V/60Hz
Test Mode: Transmit by 802.11ac-VHT80 at channel at 5210MHz Ant 0 + 1	

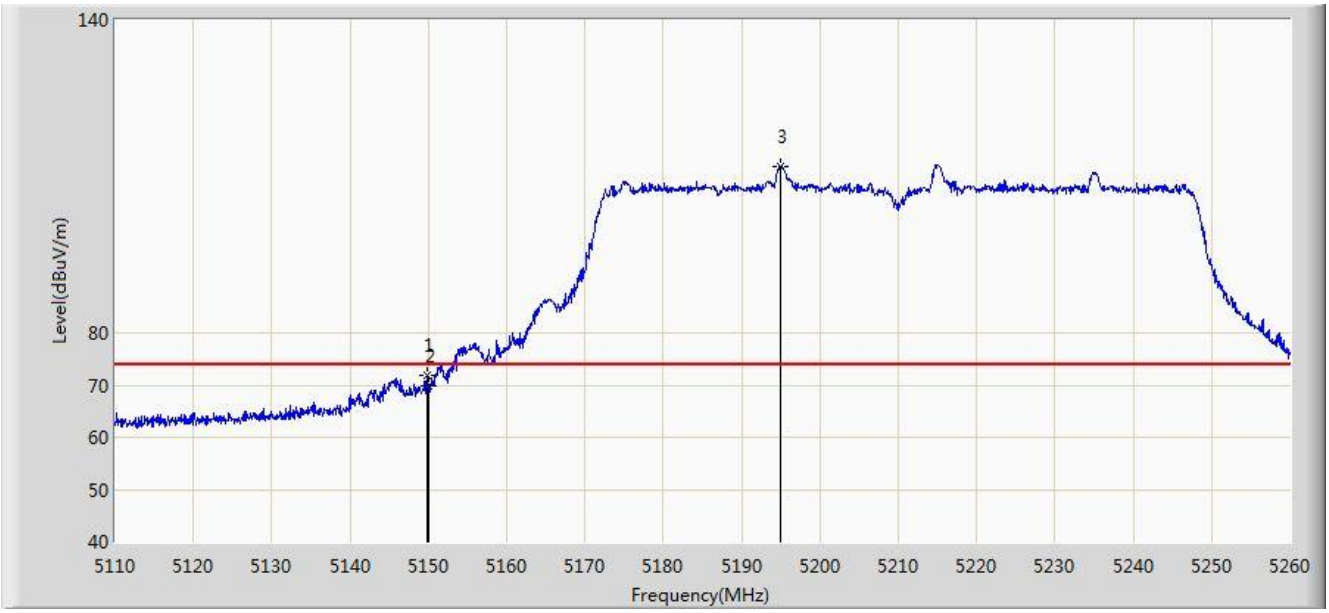

No	Flag	Mark	Frequency (MHz)	Measure Level (dBuV/m)	Reading Level (dBuV)	Over Limit (dB)	Limit (dBuV/m)	Factor (dB)	Type
1			5149.825	71.882	68.573	-2.118	74.000	3.309	PK
2			5150.000	69.972	66.663	-4.028	74.000	3.309	PK
3		*	5194.900	112.011	108.756	N/A	N/A	3.255	PK

Note: Measure Level (dBμV/m) = Reading Level (dBμV) + Factor (dB)

Factor (dB) = Cable Loss (dB) + Antenna Factor (dB/m) - Pre_Amplifier Gain (dB).

Site: AC1	Time: 2017/04/18 - 00:53
Limit: FCC_Part15.209_RE(3m)	Engineer: Will Yan
Probe: BBHA9120D_1-18GHz	Polarity: Vertical
EUT: 802.11ac Dual Band Module	Power: AC 120V/60Hz
Test Mode: Transmit by 802.11ac-VHT80 at channel at 5210MHz Ant 0 + 1	

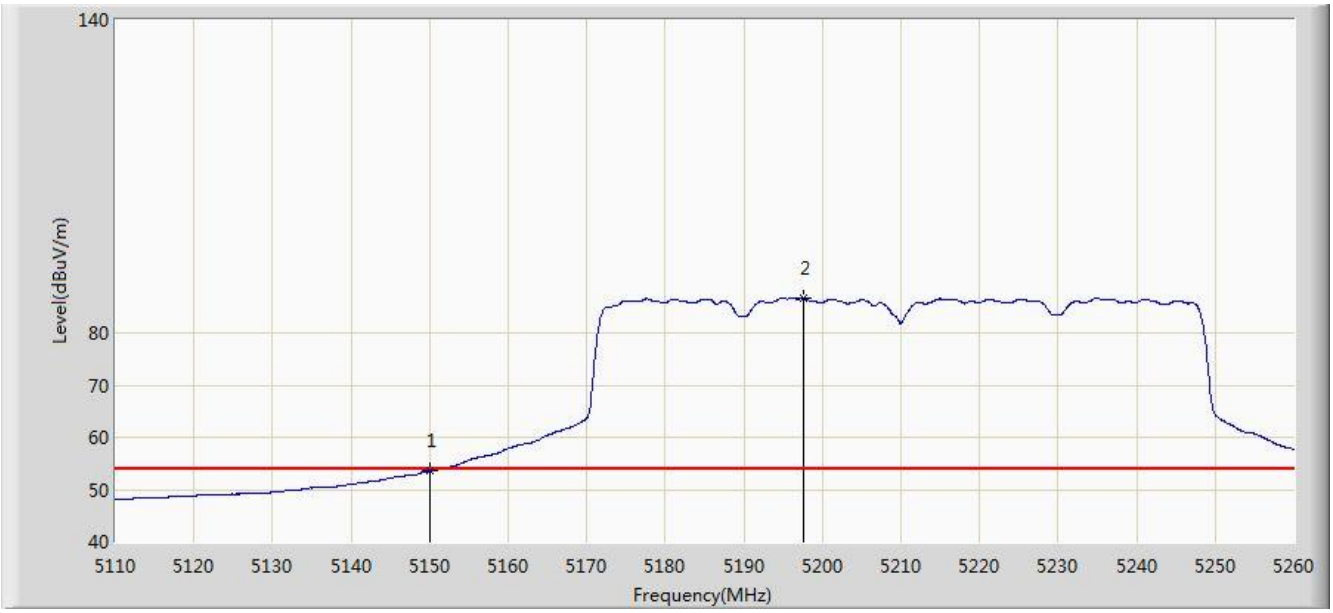

No	Flag	Mark	Frequency (MHz)	Measure Level (dBuV/m)	Reading Level (dBuV)	Over Limit (dB)	Limit (dBuV/m)	Factor (dB)	Type
1			5150.000	53.594	50.285	-0.406	54.000	3.309	AV
2		*	5197.600	86.794	83.542	N/A	N/A	3.252	AV

Note: Measure Level (dBµV/m) = Reading Level (dBµV) + Factor (dB)

Factor (dB) = Cable Loss (dB) + Antenna Factor (dB/m) - Pre_Amplifier Gain (dB).

Site: AC1	Time: 2017/04/18 - 01:06
Limit: FCC_Part15.209_RE(3m)	Engineer: Will Yan
Probe: BBHA9120D_1-18GHz	Polarity: Horizontal
EUT: 802.11ac Dual Band Module	Power: AC 120V/60Hz
Test Mode: Transmit by 802.11ac-VHT80 at channel at 5290MHz Ant 0 + 1	

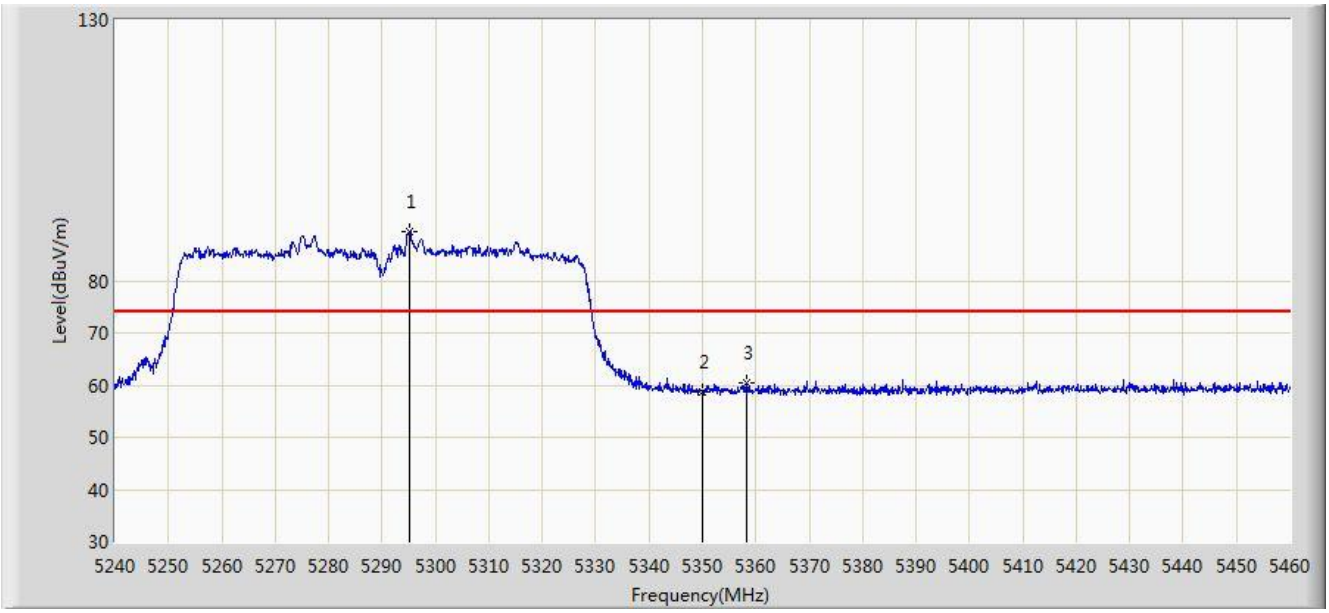

No	Flag	Mark	Frequency (MHz)	Measure Level (dBuV/m)	Reading Level (dBuV)	Over Limit (dB)	Limit (dBuV/m)	Factor (dB)	Type
1		*	5295.220	89.558	86.426	N/A	N/A	3.133	PK
2			5350.000	58.769	55.737	-15.231	74.000	3.032	PK
3			5358.140	60.410	57.386	-13.590	74.000	3.024	PK

Note: Measure Level (dBµV/m) = Reading Level (dBµV) + Factor (dB)

Factor (dB) = Cable Loss (dB) + Antenna Factor (dB/m) - Pre_Amplifier Gain (dB).

Site: AC1	Time: 2017/04/18 - 01:07
Limit: FCC_Part15.209_RE(3m)	Engineer: Will Yan
Probe: BBHA9120D_1-18GHz	Polarity: Horizontal
EUT: 802.11ac Dual Band Module	Power: AC 120V/60Hz
Test Mode: Transmit by 802.11ac-VHT80 at channel at 5290MHz Ant 0 + 1	

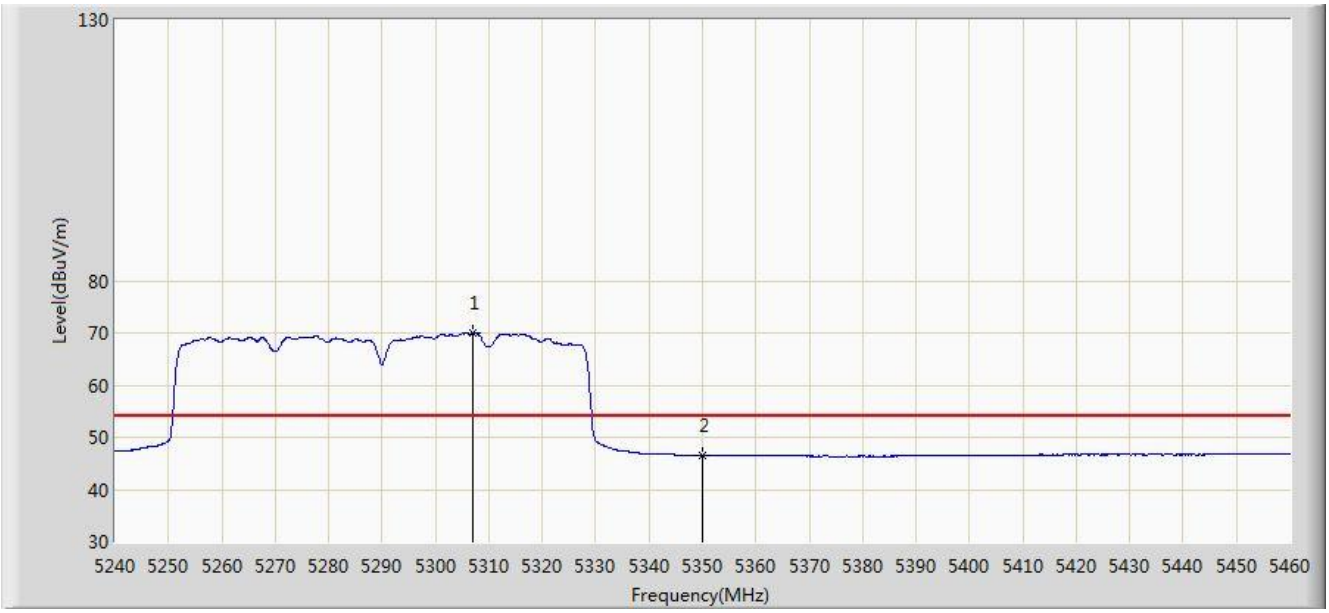

No	Flag	Mark	Frequency (MHz)	Measure Level (dBuV/m)	Reading Level (dBuV)	Over Limit (dB)	Limit (dBuV/m)	Factor (dB)	Type
1		*	5306.990	69.943	66.840	N/A	N/A	3.103	AV
2			5350.000	46.521	43.489	-7.479	54.000	3.032	AV

Note: Measure Level (dBµV/m) = Reading Level (dBµV) + Factor (dB)

Factor (dB) = Cable Loss (dB) + Antenna Factor (dB/m) - Pre_Amplifier Gain (dB).

Site: AC1	Time: 2017/04/18 - 01:04
Limit: FCC_Part15.209_RE(3m)	Engineer: Will Yan
Probe: BBHA9120D_1-18GHz	Polarity: Vertical
EUT: 802.11ac Dual Band Module	Power: AC 120V/60Hz
Test Mode: Transmit by 802.11ac-VHT80 at channel at 5290MHz Ant 0 + 1	

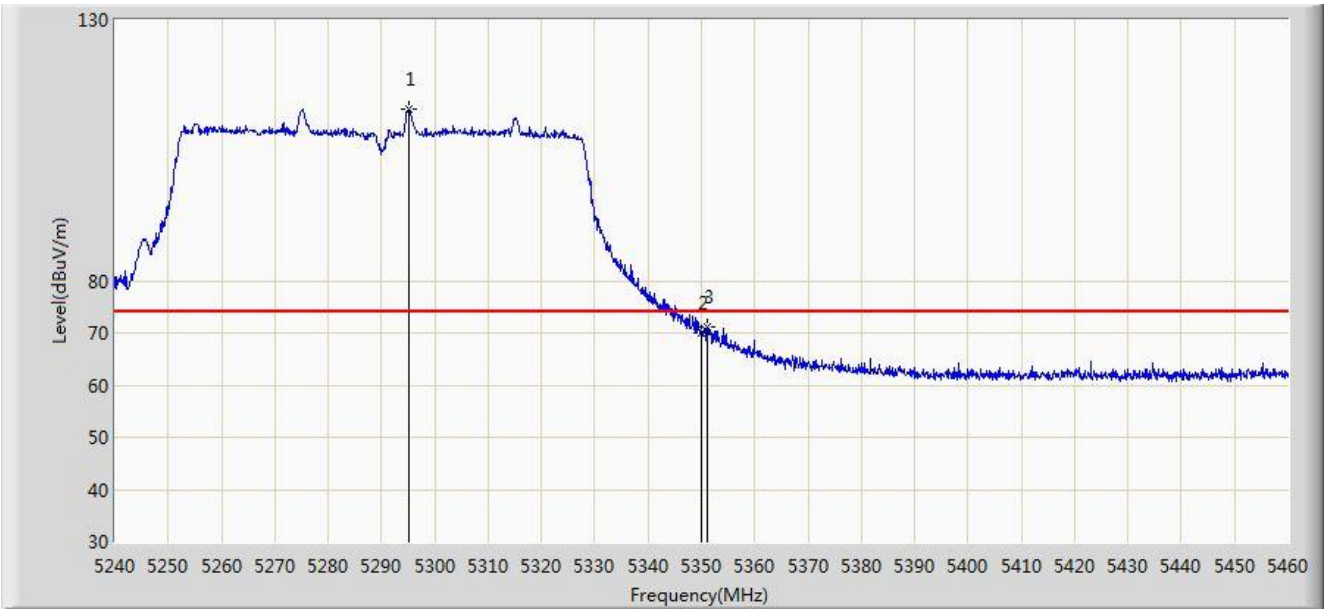

No	Flag	Mark	Frequency (MHz)	Measure Level (dBuV/m)	Reading Level (dBuV)	Over Limit (dB)	Limit (dBuV/m)	Factor (dB)	Type
1		*	5295.000	112.838	109.705	N/A	N/A	3.133	PK
2			5350.000	70.082	67.050	-3.918	74.000	3.032	PK
3			5351.210	71.271	68.240	-2.729	74.000	3.031	PK

Note: Measure Level (dBµV/m) = Reading Level (dBµV) + Factor (dB)

Factor (dB) = Cable Loss (dB) + Antenna Factor (dB/m) - Pre_Amplifier Gain (dB).

Site: AC1	Time: 2017/04/18 - 01:03
Limit: FCC_Part15.209_RE(3m)	Engineer: Will Yan
Probe: BBHA9120D_1-18GHz	Polarity: Vertical
EUT: 802.11ac Dual Band Module	Power: AC 120V/60Hz
Test Mode: Transmit by 802.11ac-VHT80 at channel at 5290MHz Ant 0 + 1	

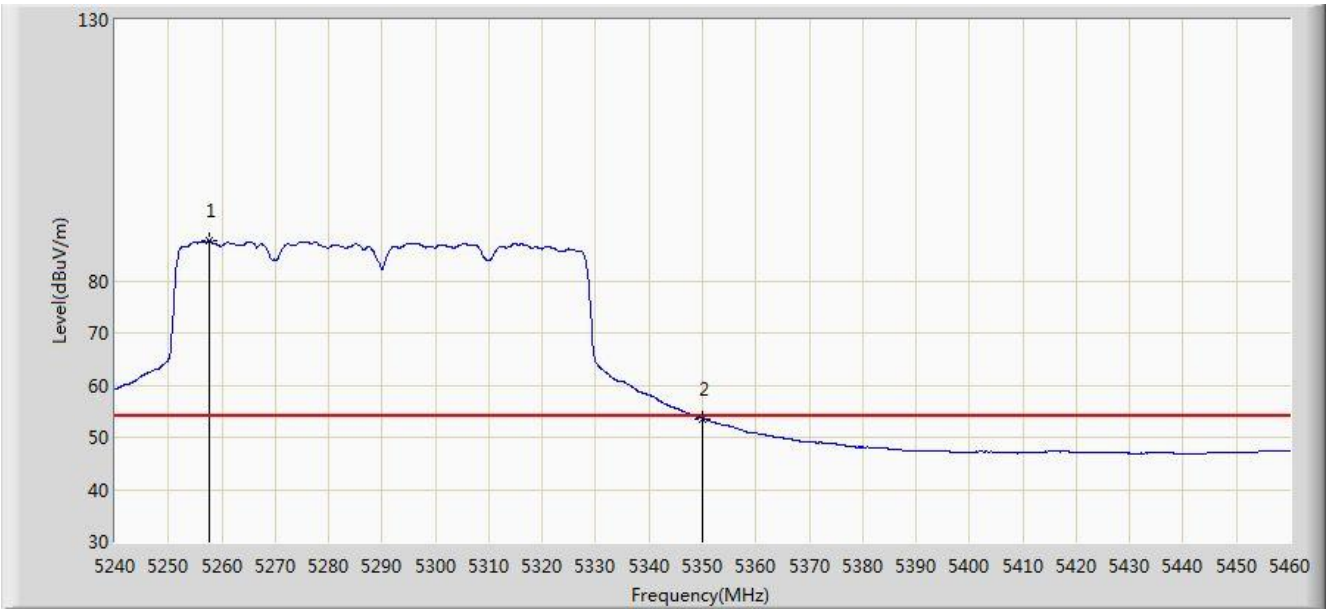

No	Flag	Mark	Frequency (MHz)	Measure Level (dBuV/m)	Reading Level (dBuV)	Over Limit (dB)	Limit (dBuV/m)	Factor (dB)	Type
1		*	5257.710	87.626	84.440	N/A	N/A	3.187	AV
2			5350.000	53.591	50.559	-0.409	54.000	3.032	AV

Note: Measure Level (dBµV/m) = Reading Level (dBµV) + Factor (dB)

Factor (dB) = Cable Loss (dB) + Antenna Factor (dB/m) - Pre_Amplifier Gain (dB).

Site: AC1	Time: 2017/04/18 - 01:25
Limit: FCC_Part15.209_RE(3m)	Engineer: Will Yan
Probe: BBHA9120D_1-18GHz	Polarity: Horizontal
EUT: 802.11ac Dual Band Module	Power: AC 120V/60Hz
Test Mode: Transmit by 802.11ac-VHT80 at channel at 5530MHz Ant 0 + 1	

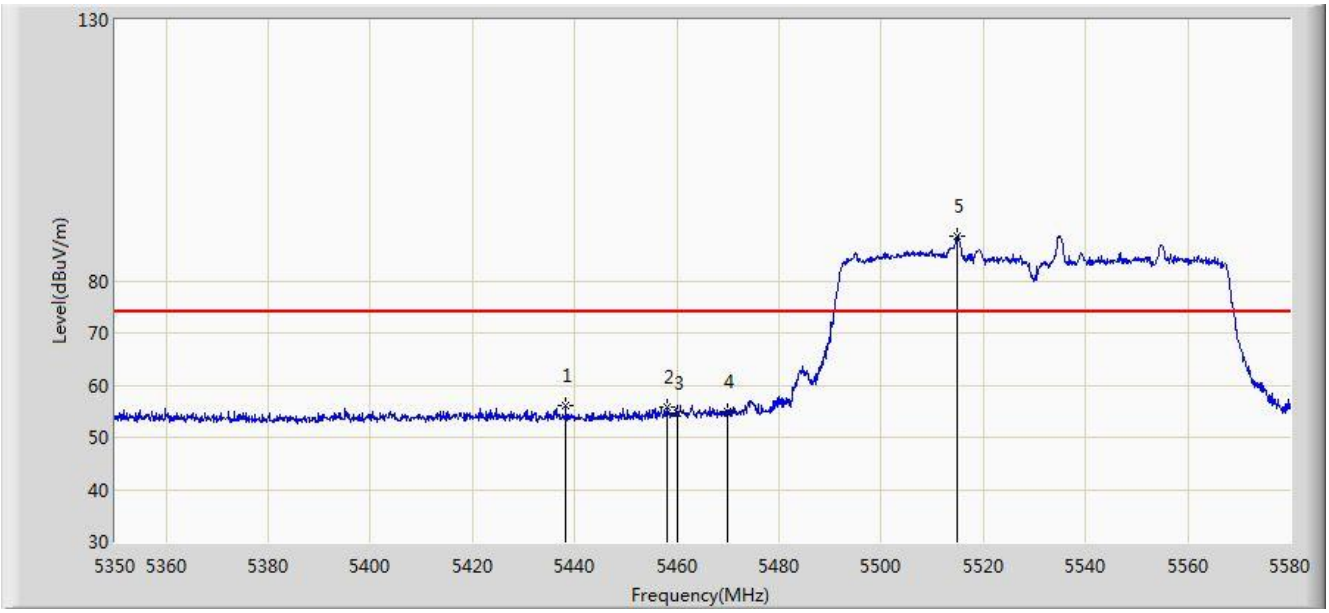

No	Flag	Mark	Frequency (MHz)	Measure Level (dBuV/m)	Reading Level (dBuV)	Over Limit (dB)	Limit (dBuV/m)	Factor (dB)	Type
1			5438.320	56.000	52.625	-18.000	74.000	3.375	PK
2			5457.985	55.749	52.279	-18.251	74.000	3.470	PK
3			5460.000	54.682	51.200	-19.318	74.000	3.482	PK
4			5470.000	54.890	51.351	-19.110	74.000	3.539	PK
5		*	5514.910	88.575	85.065	N/A	N/A	3.510	PK

Note: Measure Level (dBμV/m) = Reading Level (dBμV) + Factor (dB)

Factor (dB) = Cable Loss (dB) + Antenna Factor (dB/m) - Pre_Amplifier Gain (dB).

Site: AC1	Time: 2017/04/18 - 01:26
Limit: FCC_Part15.209_RE(3m)	Engineer: Will Yan
Probe: BBHA9120D_1-18GHz	Polarity: Horizontal
EUT: 802.11ac Dual Band Module	Power: AC 120V/60Hz
Test Mode: Transmit by 802.11ac-VHT80 at channel at 5530MHz Ant 0 + 1	

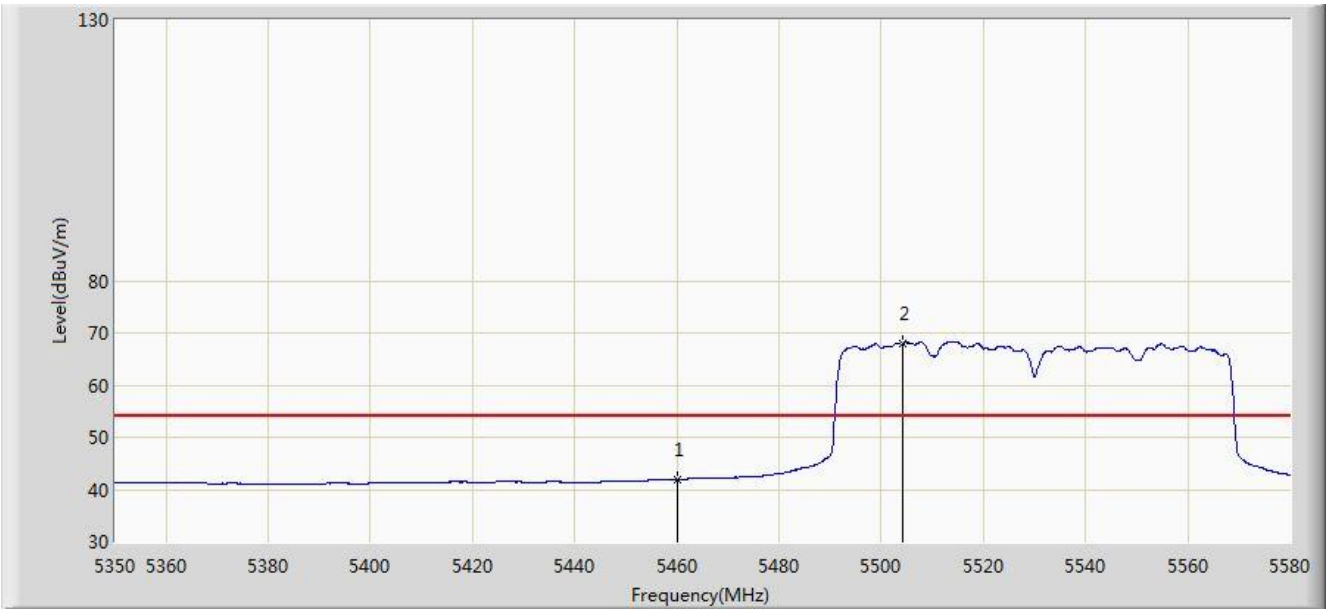

No	Flag	Mark	Frequency (MHz)	Measure Level (dBuV/m)	Reading Level (dBuV)	Over Limit (dB)	Limit (dBuV/m)	Factor (dB)	Type
1			5460.000	41.973	38.491	-12.027	54.000	3.482	AV
2		*	5504.100	68.082	64.560	N/A	N/A	3.522	AV

Note: Measure Level (dBµV/m) = Reading Level (dBµV) + Factor (dB)

Factor (dB) = Cable Loss (dB) + Antenna Factor (dB/m) - Pre_Amplifier Gain (dB).

Site: AC1	Time: 2017/04/18 - 01:24
Limit: FCC_Part15.209_RE(3m)	Engineer: Will Yan
Probe: BBHA9120D_1-18GHz	Polarity: Vertical
EUT: 802.11ac Dual Band Module	Power: AC 120V/60Hz
Test Mode: Transmit by 802.11ac-VHT80 at channel at 5530MHz Ant 0 + 1	

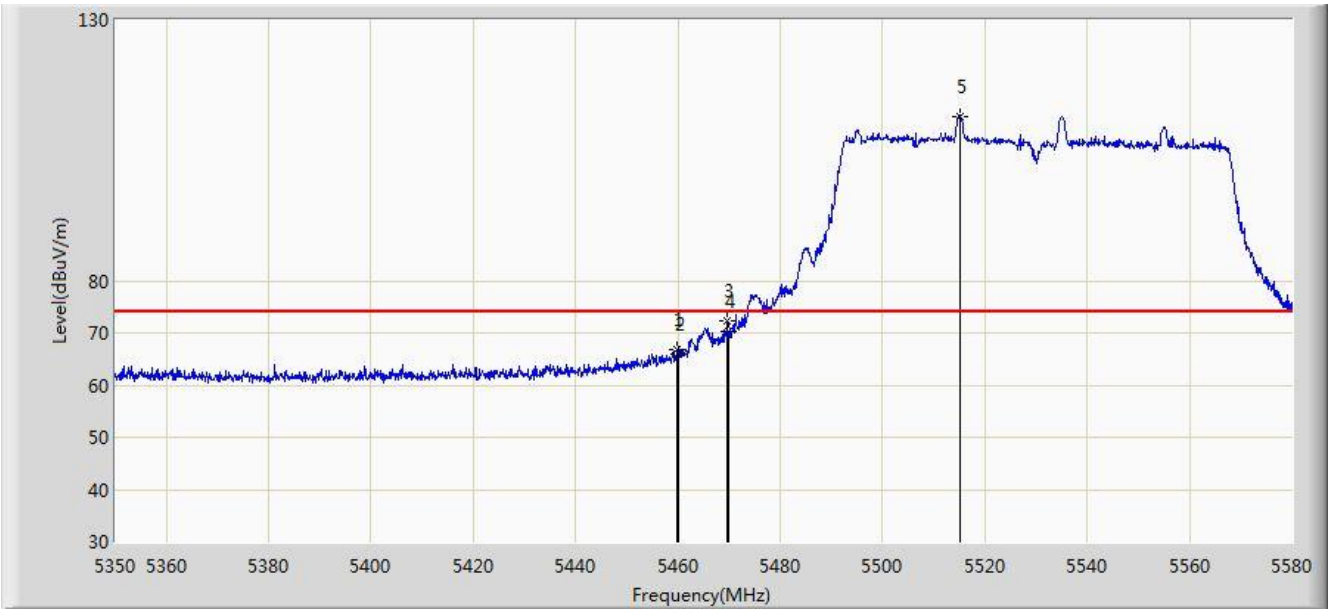

No	Flag	Mark	Frequency (MHz)	Measure Level (dBuV/m)	Reading Level (dBuV)	Over Limit (dB)	Limit (dBuV/m)	Factor (dB)	Type
1			5459.710	66.672	63.192	-7.328	74.000	3.480	PK
2			5460.000	65.830	62.348	-8.170	74.000	3.482	PK
3			5469.600	72.241	68.704	-1.759	74.000	3.538	PK
4			5470.000	70.280	66.741	-3.720	74.000	3.539	PK
5		*	5515.140	111.594	108.084	N/A	N/A	3.510	PK

Note: Measure Level (dBμV/m) = Reading Level (dBμV) + Factor (dB)

Factor (dB) = Cable Loss (dB) + Antenna Factor (dB/m) - Pre_Amplifier Gain (dB).

Site: AC1	Time: 2017/04/18 - 01:23
Limit: FCC_Part15.209_RE(3m)	Engineer: Will Yan
Probe: BBHA9120D_1-18GHz	Polarity: Vertical
EUT: 802.11ac Dual Band Module	Power: AC 120V/60Hz
Test Mode: Transmit by 802.11ac-VHT80 at channel at 5530MHz Ant 0 + 1	

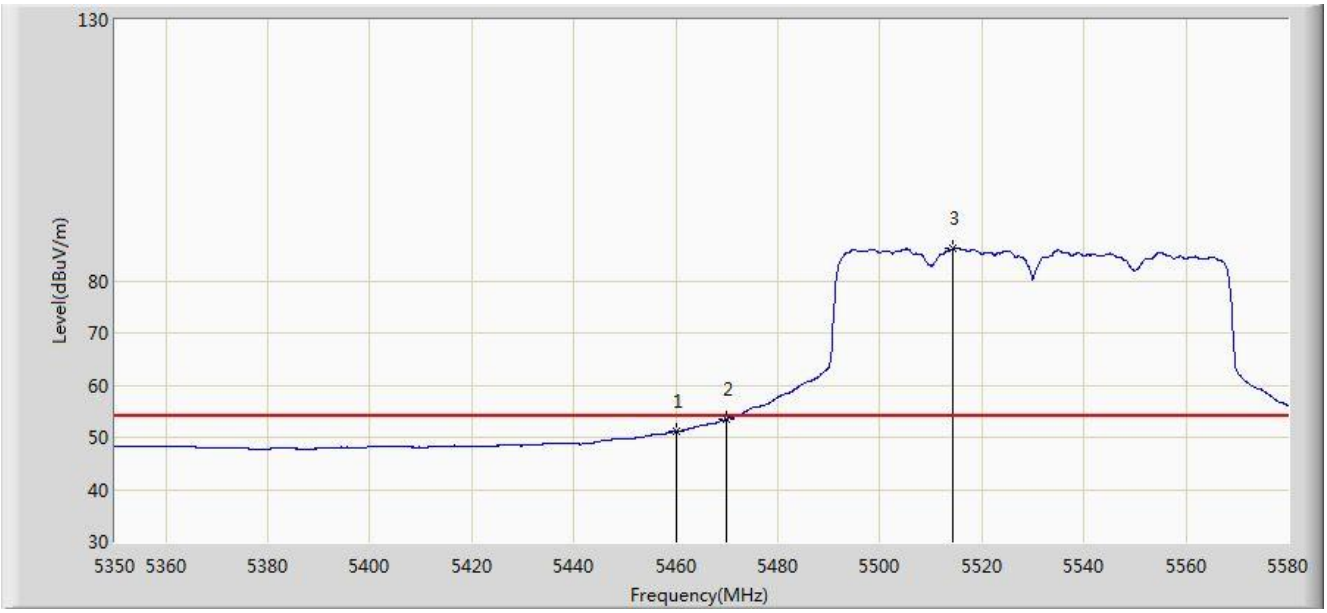

No	Flag	Mark	Frequency (MHz)	Measure Level (dBuV/m)	Reading Level (dBuV)	Over Limit (dB)	Limit (dBuV/m)	Factor (dB)	Type
1			5460.000	51.115	47.633	-2.885	54.000	3.482	AV
2			5470.000	53.571	50.032	-0.429	54.000	3.539	AV
3		*	5514.335	86.122	82.611	N/A	N/A	3.511	AV

Note: Measure Level (dBμV/m) = Reading Level (dBμV) + Factor (dB)

Factor (dB) = Cable Loss (dB) + Antenna Factor (dB/m) - Pre_Amplifier Gain (dB).

Site: AC1	Time: 2017/04/18 - 01:42
Limit: FCC_Part15.209_RE(3m)	Engineer: Will Yan
Probe: BBHA9120D_1-18GHz	Polarity: Horizontal
EUT: 802.11ac Dual Band Module	Power: AC 120V/60Hz
Test Mode: Transmit by 802.11ac-VHT80 at channel at 5775MHz Ant 0 + 1	

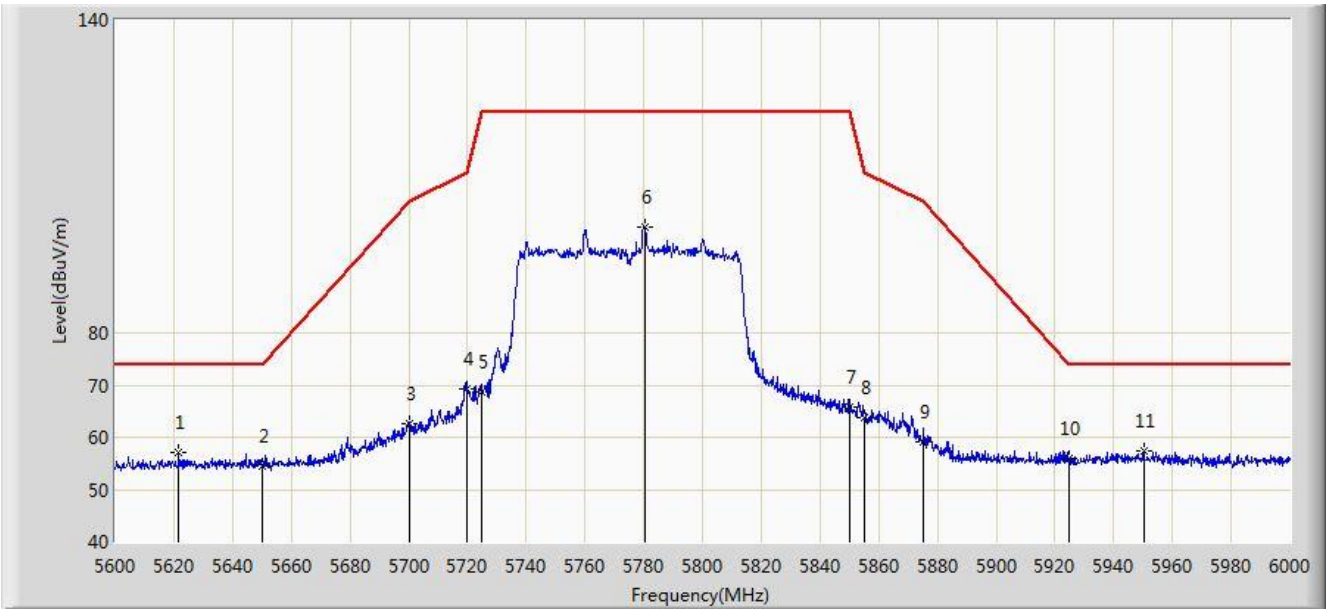

No	Flag	Mark	Frequency (MHz)	Measure Level (dBuV/m)	Reading Level (dBuV)	Over Limit (dB)	Limit (dBuV/m)	Factor (dB)	Type
1			5621.800	57.173	53.627	-16.827	74.000	3.547	PK
2			5650.000	54.618	50.991	-19.382	74.000	3.627	PK
3			5700.000	62.654	58.935	-42.546	105.200	3.719	PK
4			5720.000	69.276	65.500	-41.524	110.800	3.776	PK
5			5725.000	68.641	64.850	-53.559	122.200	3.791	PK
6			5780.400	100.410	96.482	N/A	N/A	3.928	PK
7			5850.000	65.815	61.758	-56.385	122.200	4.058	PK
8			5855.000	63.731	59.671	-47.069	110.800	4.060	PK
9			5875.000	59.220	55.115	-45.980	105.200	4.105	PK
10			5925.000	56.073	51.820	-17.927	74.000	4.254	PK
11		*	5950.200	57.270	52.995	-16.730	74.000	4.275	PK

Note: Measure Level (dBμV/m) = Reading Level (dBμV) + Factor (dB)

Factor (dB) = Cable Loss (dB) + Antenna Factor (dB/m) - Pre_Amplifier Gain (dB).

Site: AC1	Time: 2017/04/18 - 01:41
Limit: FCC_Part15.209_RE(3m)	Engineer: Will Yan
Probe: BBHA9120D_1-18GHz	Polarity: Vertical
EUT: 802.11ac Dual Band Module	Power: AC 120V/60Hz
Test Mode: Transmit by 802.11ac-VHT80 at channel at 5775MHz Ant 0 + 1	

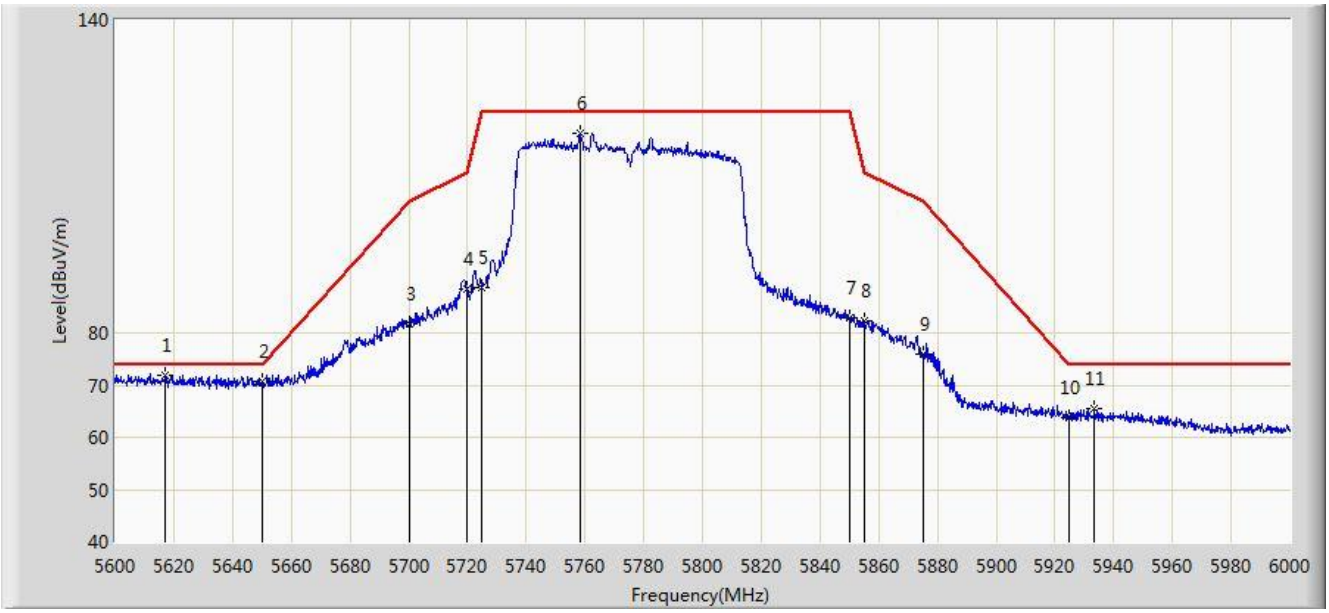

No	Flag	Mark	Frequency (MHz)	Measure Level (dBuV/m)	Reading Level (dBuV)	Over Limit (dB)	Limit (dBuV/m)	Factor (dB)	Type
1		*	5617.200	71.874	68.341	-2.126	74.000	3.533	PK
2			5650.000	70.608	66.981	-3.392	74.000	3.627	PK
3			5700.000	81.742	78.023	-23.458	105.200	3.719	PK
4			5720.000	88.285	84.509	-22.515	110.800	3.776	PK
5			5725.000	88.726	84.935	-33.474	122.200	3.791	PK
6			5758.200	118.170	114.269	N/A	N/A	3.901	PK
7			5850.000	83.020	78.963	-39.180	122.200	4.058	PK
8			5855.000	82.382	78.322	-28.418	110.800	4.060	PK
9			5875.000	76.062	71.957	-29.138	105.200	4.105	PK
10			5925.000	63.840	59.587	-10.160	74.000	4.254	PK
11			5933.400	65.369	61.101	-8.631	74.000	4.268	PK

Note: Measure Level (dBμV/m) = Reading Level (dBμV) + Factor (dB)

Factor (dB) = Cable Loss (dB) + Antenna Factor (dB/m) - Pre_Amplifier Gain (dB).

7.10. AC Conducted Emissions Measurement

7.10.1. Test Limit

FCC Part 15.207 Limits		
Frequency (MHz)	QP (dBμV)	AV (dBμV)
0.15 - 0.50	66 - 56	56 – 46
0.50 - 5.0	56	46
5.0 - 30	60	50

Note 1: The lower limit shall apply at the transition frequencies.

Note 2: The limit decreases linearly with the logarithm of the frequency in the range 0.15MHz to 0.5MHz.

7.10.2. Test Procedure

The EUT was setup according to ANSI C63.4, 2009 and tested according to KDB 789033 for compliance to FCC 47CFR 15.247 requirements. The EUT was placed on a platform of nominal size, 1 m by 1.5 m, raised 80 cm above the conducting ground plane. The vertical conducting plane was located 40 cm to the rear of the EUT. All other surfaces of EUT were at least 80 cm from any other grounded conducting surface. The EUT and simulators are connected to the main power through a line impedance stabilization network (LISN). The LISN provides a 50 ohm /50uH coupling impedance for the measuring equipment. The peripheral devices are also connected to the main power through a LISN. (Please refer to the block diagram of the test setup and photographs) Each current-carrying conductor of the EUT power cord, except the ground (safety) conductor, was individually connected through a LISN to the input power source.

The excess length of the power cord between the EUT and the LISN receptacle were folded back and forth at the center of the lead to form a bundle not exceeding 40 cm in length.

Conducted emissions were investigated over the frequency range from 0.15MHz to 30MHz using a receiver bandwidth of 9 kHz.

7.10.3. Test Setup

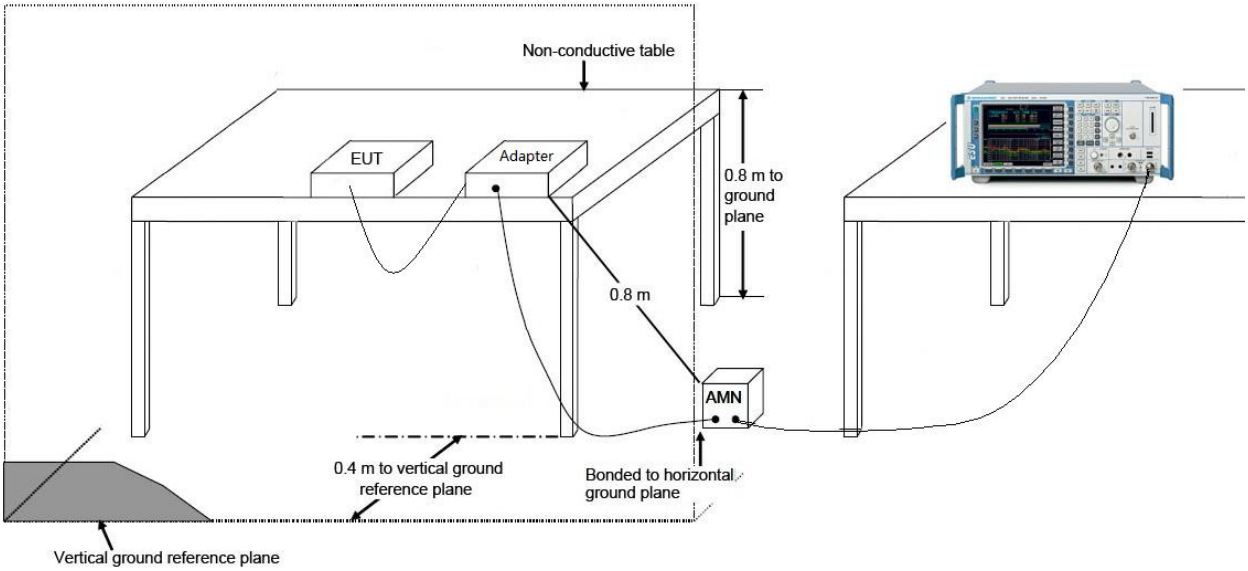

7.10.4. Test Result

Site: SR2	Time: 2017/05/02 - 18:16
Limit: FCC_Part15.207_CE_AC Power_Class B	Engineer: Bacon Dong
Probe: ENV216_101683_Filter On	Polarity: Line
EUT: 802.11ac Dual Band Module	Power: AC 120V/60Hz
Test Mode: Mode 1	

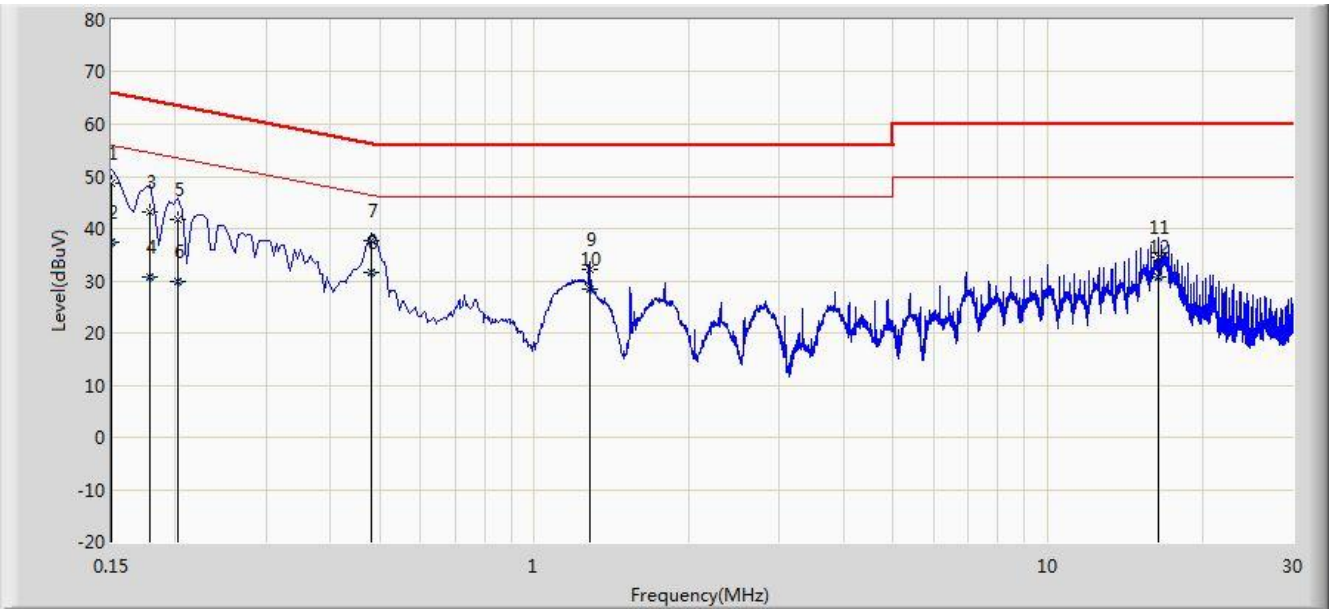

No	Flag	Mark	Frequency (MHz)	Measure Level (dBuV)	Reading Level (dBuV)	Over Limit (dB)	Limit (dBuV)	Factor (dB)	Type
1			0.150	48.736	37.594	-17.264	66.000	11.142	QP
2			0.150	37.424	26.282	-18.576	56.000	11.142	AV
3			0.178	43.211	33.161	-21.368	64.578	10.049	QP
4			0.178	30.690	20.640	-23.888	54.578	10.049	AV
5			0.202	41.682	31.674	-21.846	63.528	10.008	QP
6			0.202	29.746	19.738	-23.782	53.528	10.008	AV
7			0.482	37.707	27.534	-18.597	56.305	10.173	QP
8		*	0.482	31.617	21.444	-14.687	46.305	10.173	AV
9			1.282	32.112	22.214	-23.888	56.000	9.899	QP
10			1.282	28.283	18.384	-17.717	46.000	9.899	AV
11			16.406	34.582	24.467	-25.418	60.000	10.114	QP
12			16.406	30.704	20.589	-19.296	50.000	10.114	AV

Note: Measure Level (dBμV) = Reading Level (dBμV) + Factor (dB)

Factor (dB) = Cable Loss (dB) + LISN Factor (dB)

Site: SR2	Time: 2017/05/02 - 18:22
Limit: FCC_Part15.207_CE_AC Power_Class B	Engineer: Bacon Dong
Probe: ENV216_101683_Filter On	Polarity: Neutral
EUT: 802.11ac Dual Band Module	Power: AC 120V/60Hz
Test Mode: Mode 1	

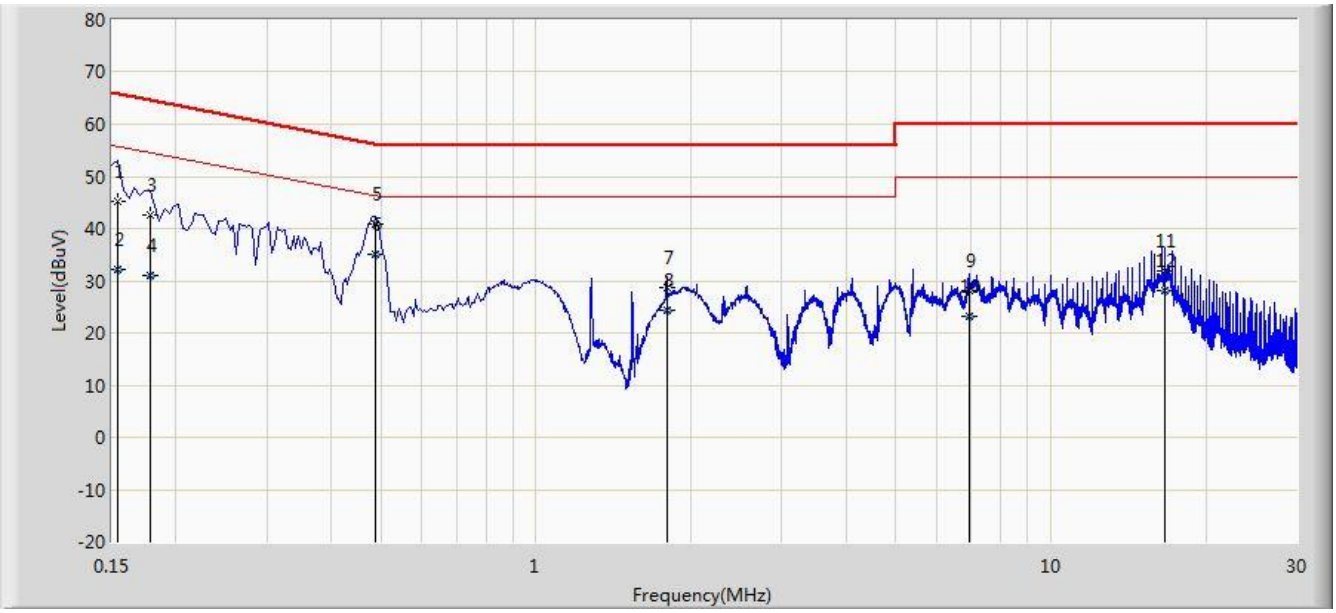

No	Flag	Mark	Frequency (MHz)	Measure Level (dBuV)	Reading Level (dBuV)	Over Limit (dB)	Limit (dBuV)	Factor (dB)	Type
1			0.154	45.276	34.560	-20.505	65.781	10.716	QP
2			0.154	32.232	21.517	-23.549	55.781	10.716	AV
3			0.178	42.736	32.687	-21.842	64.578	10.049	QP
4			0.178	31.025	20.976	-23.553	54.578	10.049	AV
5			0.486	40.896	30.720	-15.340	56.236	10.176	QP
6		*	0.486	34.942	24.765	-11.294	46.236	10.176	AV
7			1.794	28.792	18.911	-27.208	56.000	9.881	QP
8			1.794	24.271	14.391	-21.729	46.000	9.881	AV
9			6.926	28.106	17.938	-31.894	60.000	10.168	QP
10			6.926	23.284	13.116	-26.716	50.000	10.168	AV
11			16.662	31.902	21.786	-28.098	60.000	10.116	QP
12			16.662	28.105	17.990	-21.895	50.000	10.116	AV

Note: Measure Level (dBμV) = Reading Level (dBμV) + Factor (dB)

Factor (dB) = Cable Loss (dB) + LISN Factor (dB)

8. CONCLUSION

The data collected relate only the item(s) tested and show that the **802.11ac Dual Band Module** is in compliance with Part 15E of the FCC Rules.

The End