Site: WZ-AC1	Time: 2021/08/04 - 22:37
Limit: FCC_Part15.209_RE(3m)	Engineer: Hyde Yu
Probe: WZ-AC1_BBHA9120D_1-18GHz	Polarity: Vertical
EUT: 802.11ac Dual Band Module	Power: AC 120V/60Hz
Test Mode: Transmit by 802.11ac-VHT20 at Channel 5180MHz Ant 0+1	

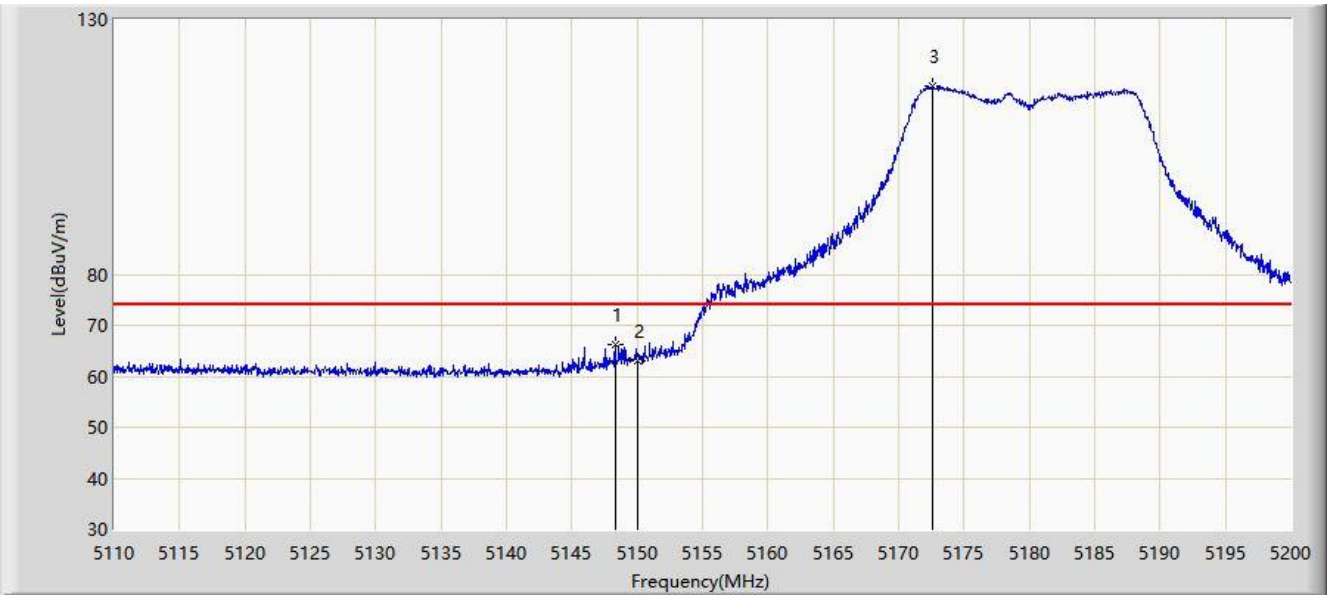

No	Flag	Mark	Frequency (MHz)	Measure Level (dBμV/m)	Reading Level (dBμV)	Margin (dB)	Limit (dBμV/m)	Factor (dB)	Type
1			5148.295	66.330	62.308	-7.670	74.000	4.022	PK
2			5150.000	63.031	59.002	-10.969	74.000	4.029	PK
3		*	5172.595	116.915	112.778	N/A	N/A	4.137	PK

Note: Measure Level (dBμV/m) = Reading Level (dBμV) + Factor (dB)

Factor (dB) = Cable Loss (dB) + Antenna Factor (dB/m) - Pre_Amplifier Gain (dB)

Site: WZ-AC1	Time: 2021/08/04 - 22:33
Limit: FCC_Part15.209_RE(3m)	Engineer: Hyde Yu
Probe: WZ-AC1_BBHA9120D_1-18GHz	Polarity: Vertical
EUT: 802.11ac Dual Band Module	Power: AC 120V/60Hz
Test Mode: Transmit by 802.11ac-VHT20 at Channel 5180MHz Ant 0+1	

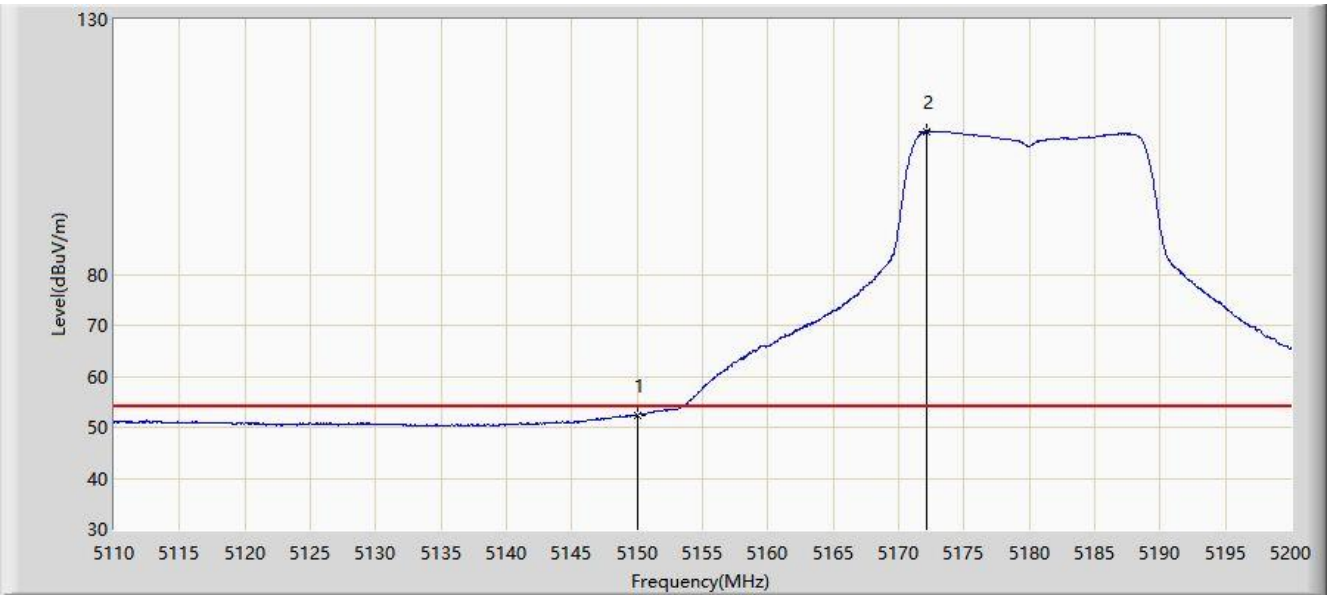

No	Flag	Mark	Frequency (MHz)	Measure Level (dBμV/m)	Reading Level (dBμV)	Margin (dB)	Limit (dBμV/m)	Factor (dB)	Type
1			5150.000	52.403	48.374	-1.597	54.000	4.029	AV
2	X	*	5172.100	108.114	103.974	N/A	N/A	4.140	AV

Note: Measure Level (dBμV/m) = Reading Level (dBμV) + Factor (dB)

Factor (dB) = Cable Loss (dB) + Antenna Factor (dB/m) - Pre_Amplifier Gain (dB)

Site: WZ-AC1	Time: 2021/08/04 - 22:45
Limit: FCC_Part15.209_RE(3m)	Engineer: Hyde Yu
Probe: WZ-AC1_BBHA9120D_1-18GHz	Polarity: Horizontal
EUT: 802.11ac Dual Band Module	Power: AC 120V/60Hz
Test Mode: Transmit by 802.11ac-VHT20 at Channel 5320MHz Ant 0+1	

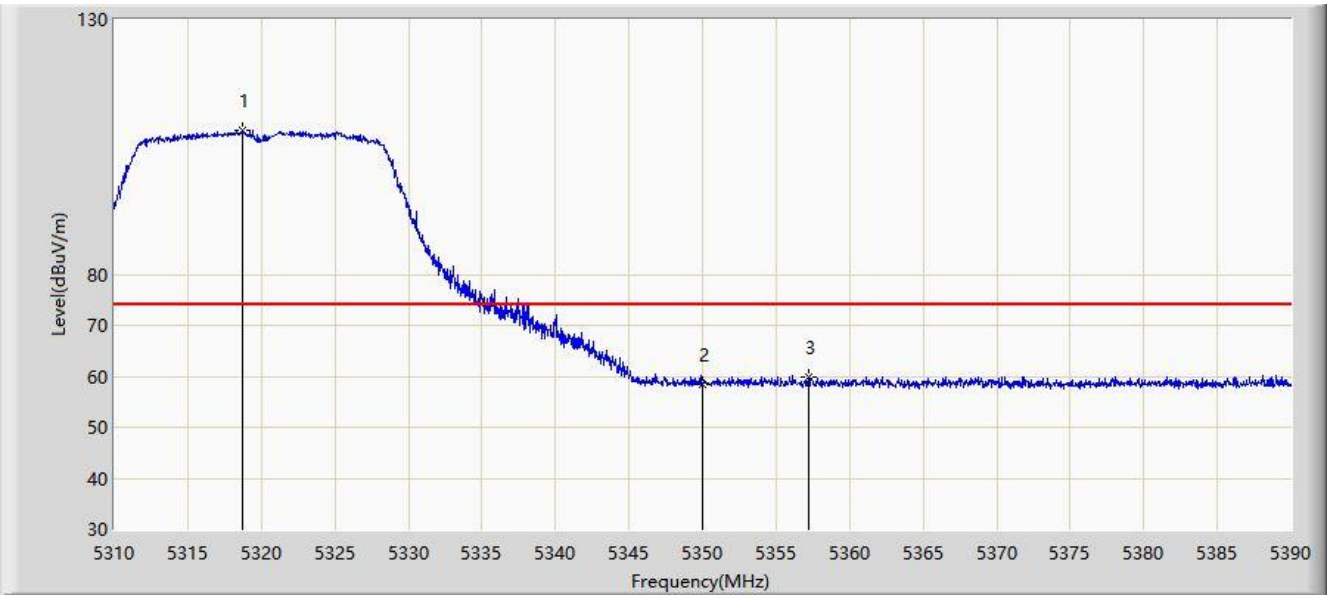

No	Flag	Mark	Frequency (MHz)	Measure Level (dBμV/m)	Reading Level (dBμV)	Margin (dB)	Limit (dBμV/m)	Factor (dB)	Type
1		*	5318.760	108.282	104.472	N/A	N/A	3.810	PK
2			5350.000	58.385	54.368	-15.615	74.000	4.017	PK
3			5357.200	59.971	55.950	-14.029	74.000	4.022	PK

Note: Measure Level (dBμV/m) = Reading Level (dBμV) + Factor (dB)

Factor (dB) = Cable Loss (dB) + Antenna Factor (dB/m) - Pre_Amplifier Gain (dB)

Site: WZ-AC1	Time: 2021/08/04 - 22:46
Limit: FCC_Part15.209_RE(3m)	Engineer: Hyde Yu
Probe: WZ-AC1_BBHA9120D_1-18GHz	Polarity: Horizontal
EUT: 802.11ac Dual Band Module	Power: AC 120V/60Hz
Test Mode: Transmit by 802.11ac-VHT20 at Channel 5320MHz Ant 0+1	

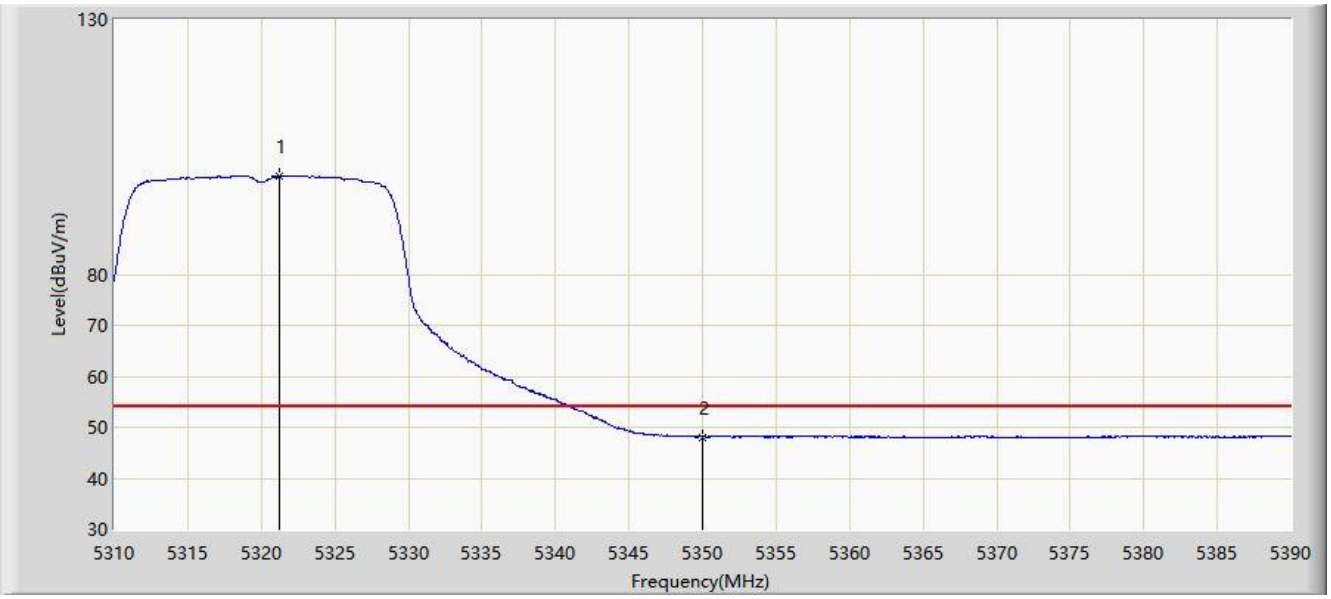

No	Flag	Mark	Frequency (MHz)	Measure Level (dBμV/m)	Reading Level (dBμV)	Margin (dB)	Limit (dBμV/m)	Factor (dB)	Type
1		*	5321.240	99.349	95.529	N/A	N/A	3.820	AV
2			5350.000	48.096	44.079	-5.904	54.000	4.017	AV

Note: Measure Level (dBμV/m) = Reading Level (dBμV) + Factor (dB)

Factor (dB) = Cable Loss (dB) + Antenna Factor (dB/m) - Pre_Amplifier Gain (dB)

Site: WZ-AC1	Time: 2021/08/04 - 22:43
Limit: FCC_Part15.209_RE(3m)	Engineer: Hyde Yu
Probe: WZ-AC1_BBHA9120D_1-18GHz	Polarity: Vertical
EUT: 802.11ac Dual Band Module	Power: AC 120V/60Hz
Test Mode: Transmit by 802.11ac-VHT20 at Channel 5320MHz Ant 0+1	

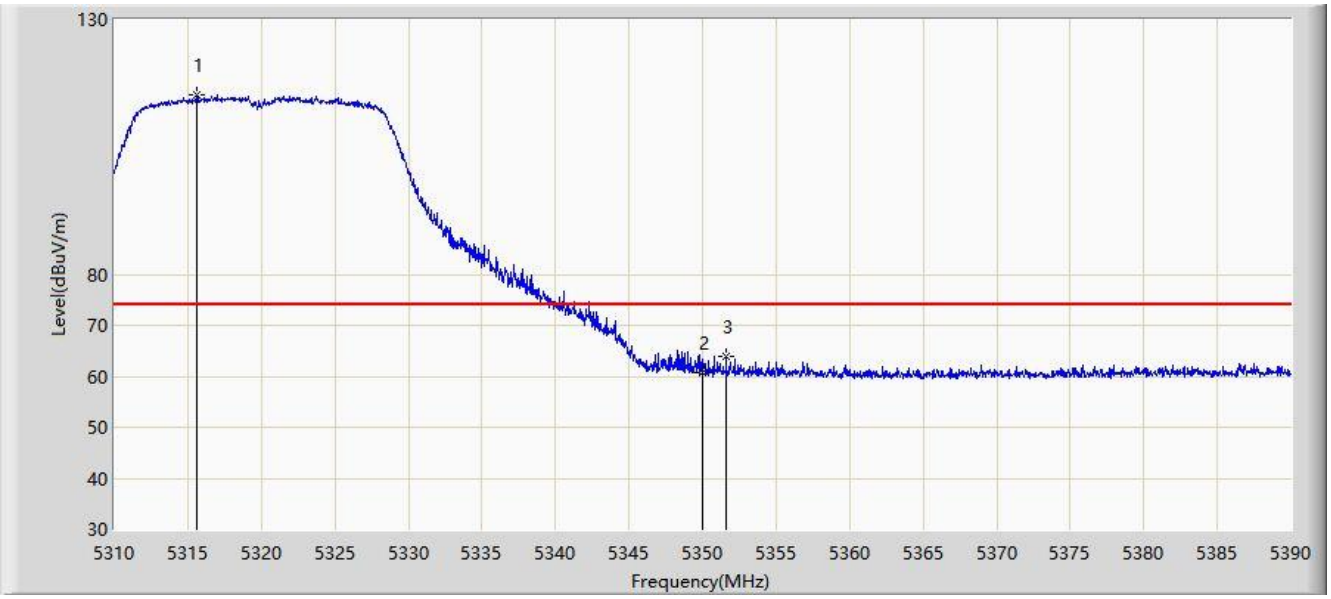

No	Flag	Mark	Frequency (MHz)	Measure Level (dBμV/m)	Reading Level (dBμV)	Margin (dB)	Limit (dBμV/m)	Factor (dB)	Type
1		*	5315.600	115.180	111.368	N/A	N/A	3.811	PK
2			5350.000	60.791	56.774	-13.209	74.000	4.017	PK
3			5351.600	63.800	59.773	-10.200	74.000	4.027	PK

Note: Measure Level (dBμV/m) = Reading Level (dBμV) + Factor (dB)

Factor (dB) = Cable Loss (dB) + Antenna Factor (dB/m) - Pre_Amplifier Gain (dB)

Site: WZ-AC1	Time: 2021/08/04 - 22:42
Limit: FCC_Part15.209_RE(3m)	Engineer: Hyde Yu
Probe: WZ-AC1_BBHA9120D_1-18GHz	Polarity: Vertical
EUT: 802.11ac Dual Band Module	Power: AC 120V/60Hz
Test Mode: Transmit by 802.11ac-VHT20 at Channel 5320MHz Ant 0+1	

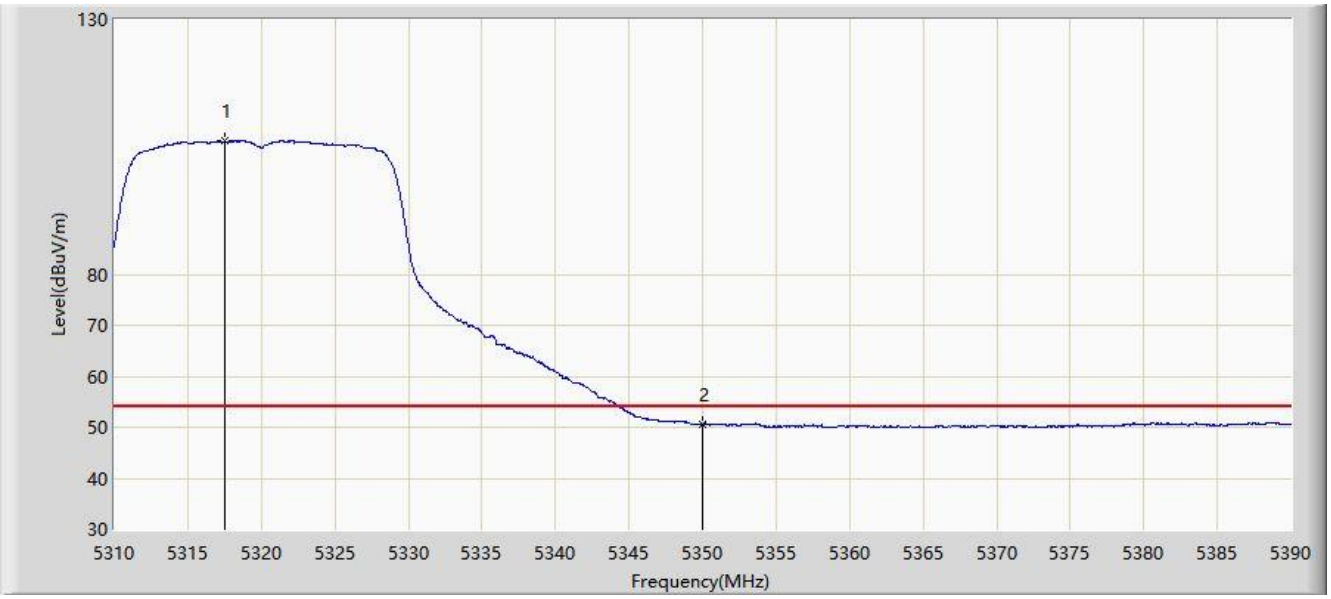

No	Flag	Mark	Frequency (MHz)	Measure Level (dBμV/m)	Reading Level (dBμV)	Margin (dB)	Limit (dBμV/m)	Factor (dB)	Type
1		*	5317.560	106.246	102.438	N/A	N/A	3.808	AV
2			5350.000	50.711	46.694	-3.289	54.000	4.017	AV

Note: Measure Level (dBμV/m) = Reading Level (dBμV) + Factor (dB)

Factor (dB) = Cable Loss (dB) + Antenna Factor (dB/m) - Pre_Amplifier Gain (dB)

Site: WZ-AC1	Time: 2021/08/04 - 22:56
Limit: FCC_Part15.209_RE(3m)	Engineer: Hyde Yu
Probe: WZ-AC1_BBHA9120D_1-18GHz	Polarity: Horizontal
EUT: 802.11ac Dual Band Module	Power: AC 120V/60Hz
Test Mode: Transmit by 802.11ac-VHT20 at Channel 5500MHz Ant 0+1	

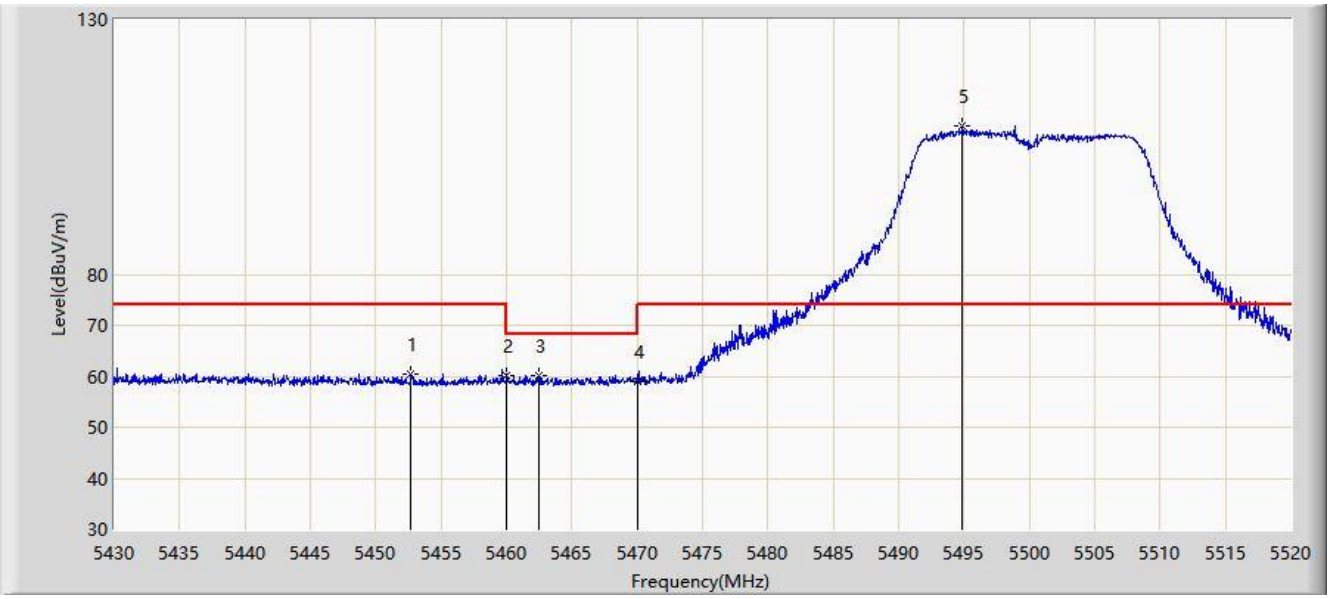

No	Flag	Mark	Frequency (MHz)	Measure Level (dBμV/m)	Reading Level (dBμV)	Margin (dB)	Limit (dBμV/m)	Factor (dB)	Type
1			5452.725	60.346	56.042	-13.654	74.000	4.304	PK
2			5460.000	60.115	55.853	-13.885	74.000	4.261	PK
3			5462.490	60.219	55.972	-7.981	68.200	4.248	PK
4			5470.000	58.981	54.777	-9.219	68.200	4.204	PK
5		*	5494.890	109.180	104.882	N/A	N/A	4.299	PK

Note: Measure Level (dBμV/m) = Reading Level (dBμV) + Factor (dB)

Factor (dB) = Cable Loss (dB) + Antenna Factor (dB/m) - Pre_Amplifier Gain (dB)

Site: WZ-AC1	Time: 2021/08/04 - 22:59
Limit: FCC_Part15.209_RE(3m)	Engineer: Hyde Yu
Probe: WZ-AC1_BBHA9120D_1-18GHz	Polarity: Horizontal
EUT: 802.11ac Dual Band Module	Power: AC 120V/60Hz
Test Mode: Transmit by 802.11ac-VHT20 at Channel 5500MHz Ant 0+1	

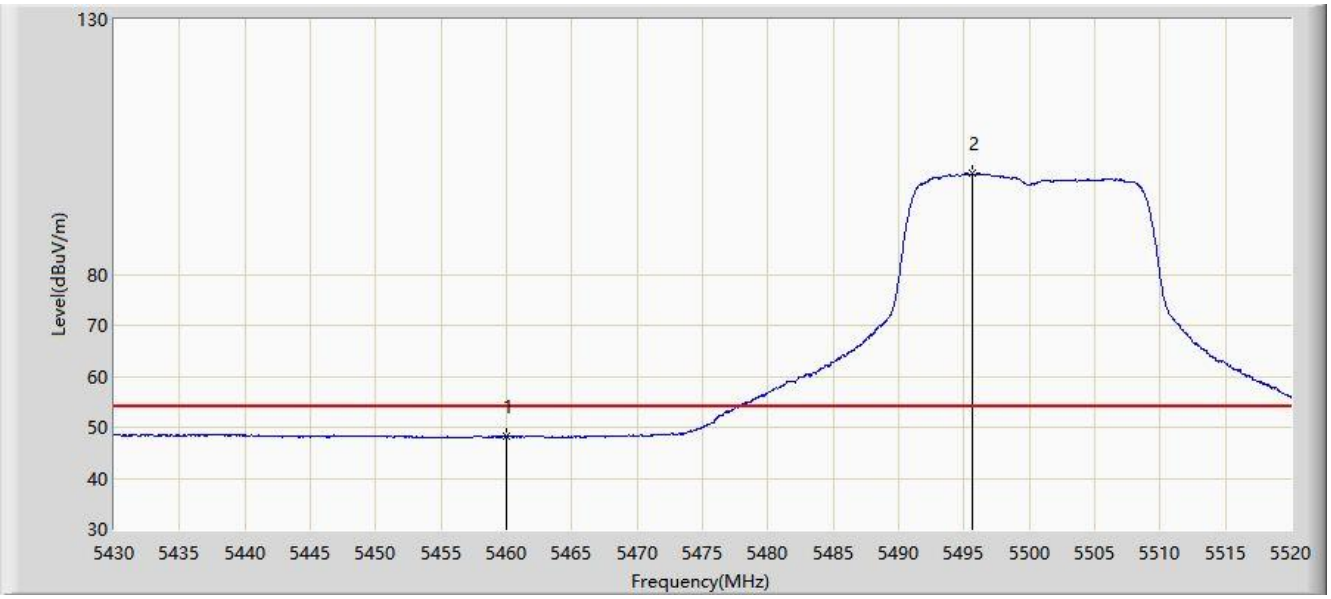

No	Flag	Mark	Frequency (MHz)	Measure Level (dBμV/m)	Reading Level (dBμV)	Margin (dB)	Limit (dBμV/m)	Factor (dB)	Type
1			5460.000	48.145	43.883	-5.855	54.000	4.261	AV
2		*	5495.610	99.767	95.458	N/A	N/A	4.308	AV

Note: Measure Level (dBμV/m) = Reading Level (dBμV) + Factor (dB)

Factor (dB) = Cable Loss (dB) + Antenna Factor (dB/m) - Pre_Amplifier Gain (dB)

Site: WZ-AC1	Time: 2021/08/04 - 22:55
Limit: FCC_Part15.209_RE(3m)	Engineer: Hyde Yu
Probe: WZ-AC1_BBHA9120D_1-18GHz	Polarity: Vertical
EUT: 802.11ac Dual Band Module	Power: AC 120V/60Hz
Test Mode: Transmit by 802.11ac-VHT20 at Channel 5500MHz Ant 0+1	

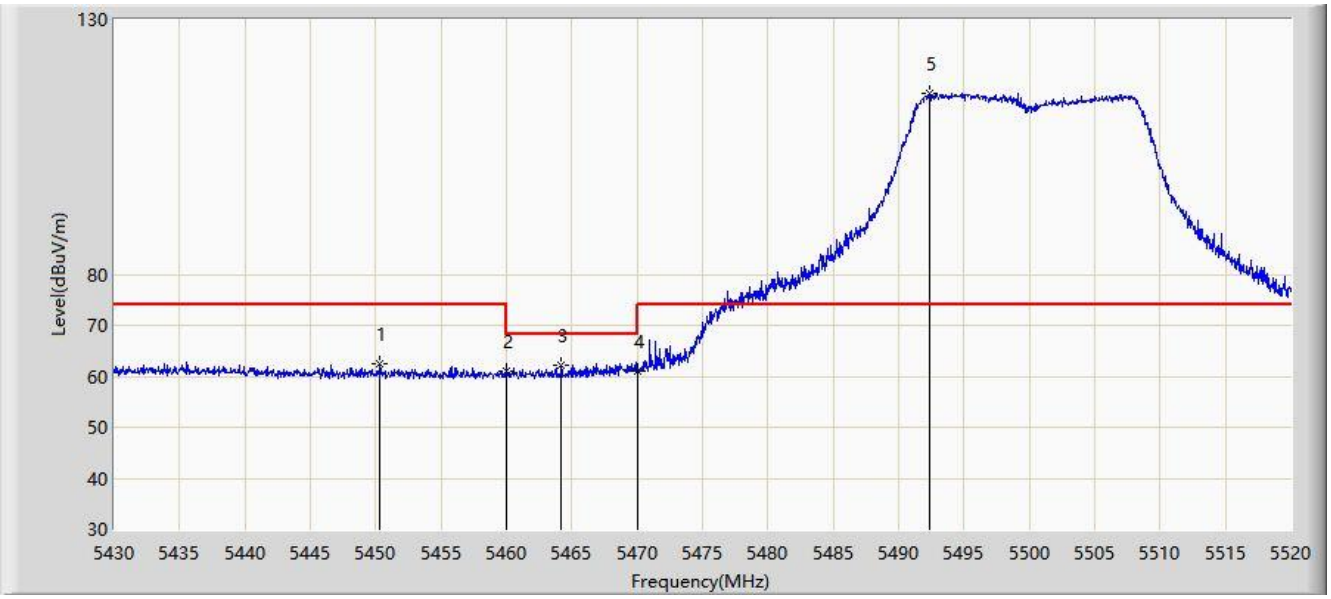

No	Flag	Mark	Frequency (MHz)	Measure Level (dBμV/m)	Reading Level (dBμV)	Margin (dB)	Limit (dBμV/m)	Factor (dB)	Type
1			5450.295	62.538	58.224	-11.462	74.000	4.314	PK
2			5460.000	61.091	56.829	-12.909	74.000	4.261	PK
3			5464.200	62.299	58.061	-5.901	68.200	4.238	PK
4			5470.000	61.026	56.822	-7.174	68.200	4.204	PK
5		*	5492.325	115.387	111.122	N/A	N/A	4.265	PK

Note: Measure Level (dBμV/m) = Reading Level (dBμV) + Factor (dB)

Factor (dB) = Cable Loss (dB) + Antenna Factor (dB/m) - Pre_Amplifier Gain (dB)

Site: WZ-AC1	Time: 2021/08/04 - 22:53
Limit: FCC_Part15.209_RE(3m)	Engineer: Hyde Yu
Probe: WZ-AC1_BBHA9120D_1-18GHz	Polarity: Vertical
EUT: 802.11ac Dual Band Module	Power: AC 120V/60Hz
Test Mode: Transmit by 802.11ac-VHT20 at Channel 5500MHz Ant 0+1	

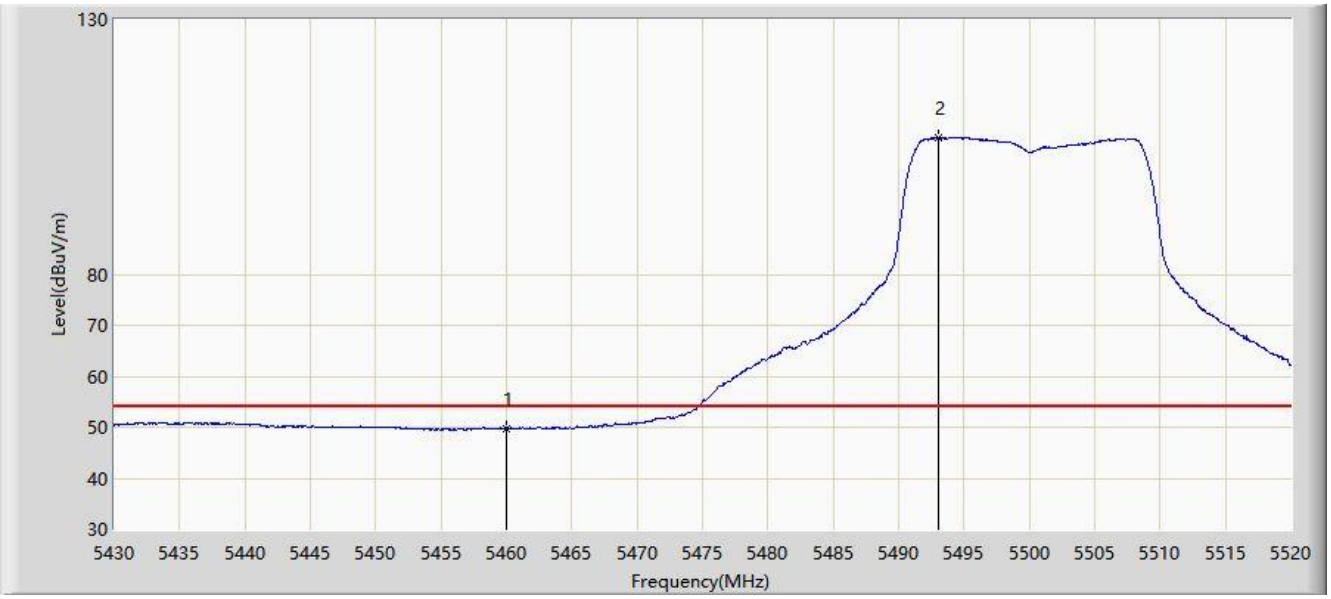

No	Flag	Mark	Frequency (MHz)	Measure Level (dBμV/m)	Reading Level (dBμV)	Margin (dB)	Limit (dBμV/m)	Factor (dB)	Type
1			5460.000	49.818	45.556	-4.182	54.000	4.261	AV
2		*	5493.090	106.877	102.606	N/A	N/A	4.271	AV

Note: Measure Level (dBμV/m) = Reading Level (dBμV) + Factor (dB)

Factor (dB) = Cable Loss (dB) + Antenna Factor (dB/m) - Pre_Amplifier Gain (dB)

Site: WZ-AC1	Time: 2021/08/04 - 23:02
Limit: FCC_Part15.209_RE(3m)	Engineer: Hyde Yu
Probe: WZ-AC1_BBHA9120D_1-18GHz	Polarity: Horizontal
EUT: 802.11ac Dual Band Module	Power: AC 120V/60Hz
Test Mode: Transmit by 802.11ac-VHT20 at Channel 5700MHz Ant 0+1	

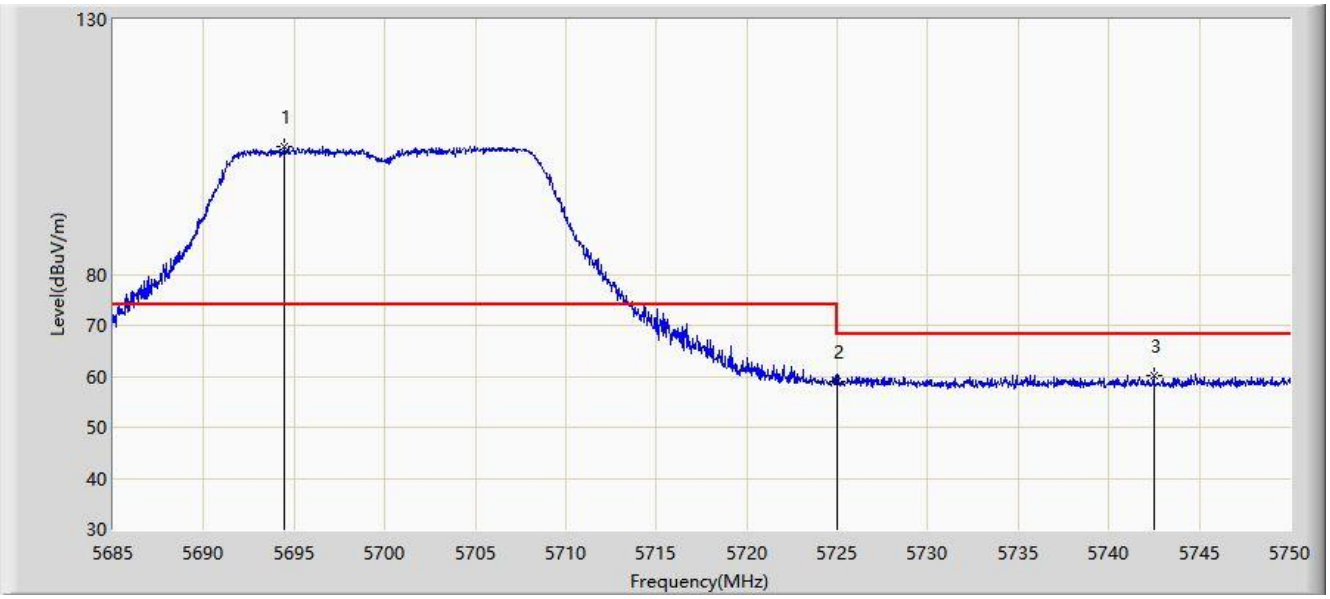

No	Flag	Mark	Frequency (MHz)	Measure Level (dBμV/m)	Reading Level (dBμV)	Margin (dB)	Limit (dBμV/m)	Factor (dB)	Type
1		*	5694.458	105.093	100.519	N/A	N/A	4.575	PK
2			5725.000	58.898	54.387	-9.302	68.200	4.511	PK
3			5742.493	60.211	55.709	-7.989	68.200	4.502	PK

Note: Measure Level (dBμV/m) = Reading Level (dBμV) + Factor (dB)

Factor (dB) = Cable Loss (dB) + Antenna Factor (dB/m) - Pre_Amplifier Gain (dB)

Site: WZ-AC1	Time: 2021/08/04 - 23:06
Limit: FCC_Part15.209_RE(3m)	Engineer: Hyde Yu
Probe: WZ-AC1_BBHA9120D_1-18GHz	Polarity: Vertical
EUT: 802.11ac Dual Band Module	Power: AC 120V/60Hz
Test Mode: Transmit by 802.11ac-VHT20 at Channel 5700MHz Ant 0+1	

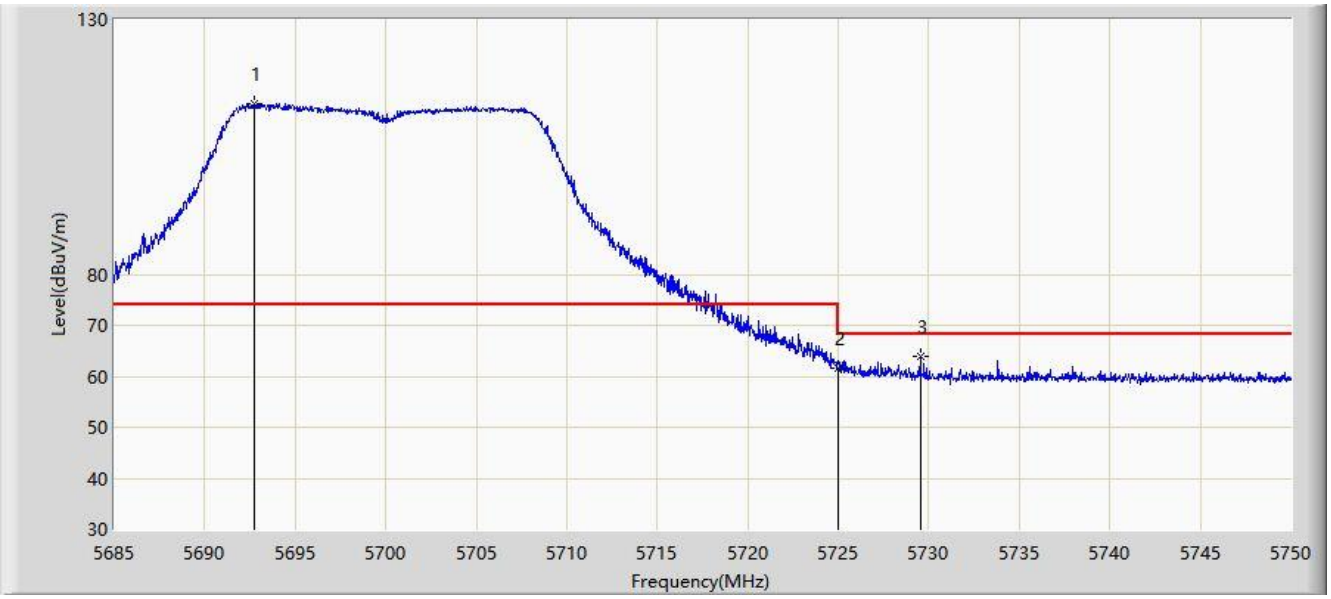

No	Flag	Mark	Frequency (MHz)	Measure Level (dBμV/m)	Reading Level (dBμV)	Margin (dB)	Limit (dBμV/m)	Factor (dB)	Type
1		*	5692.735	113.409	108.828	N/A	N/A	4.582	PK
2			5725.000	61.624	57.113	-6.576	68.200	4.511	PK
3			5729.525	63.809	59.296	-4.391	68.200	4.513	PK

Note: Measure Level (dBμV/m) = Reading Level (dBμV) + Factor (dB)

Factor (dB) = Cable Loss (dB) + Antenna Factor (dB/m) - Pre_Amplifier Gain (dB)

Site: WZ-AC1	Time: 2021/08/04 - 23:16
Limit: FCC_Part15.407_RE(3m)	Engineer: Hyde Yu
Probe: WZ-AC1_BBHA9120D_1-18GHz	Polarity: Horizontal
EUT: 802.11ac Dual Band Module	Power: AC 120V/60Hz
Test Mode: Transmit by 802.11ac-VHT20 at Channel 5745MHz Ant 0+1	

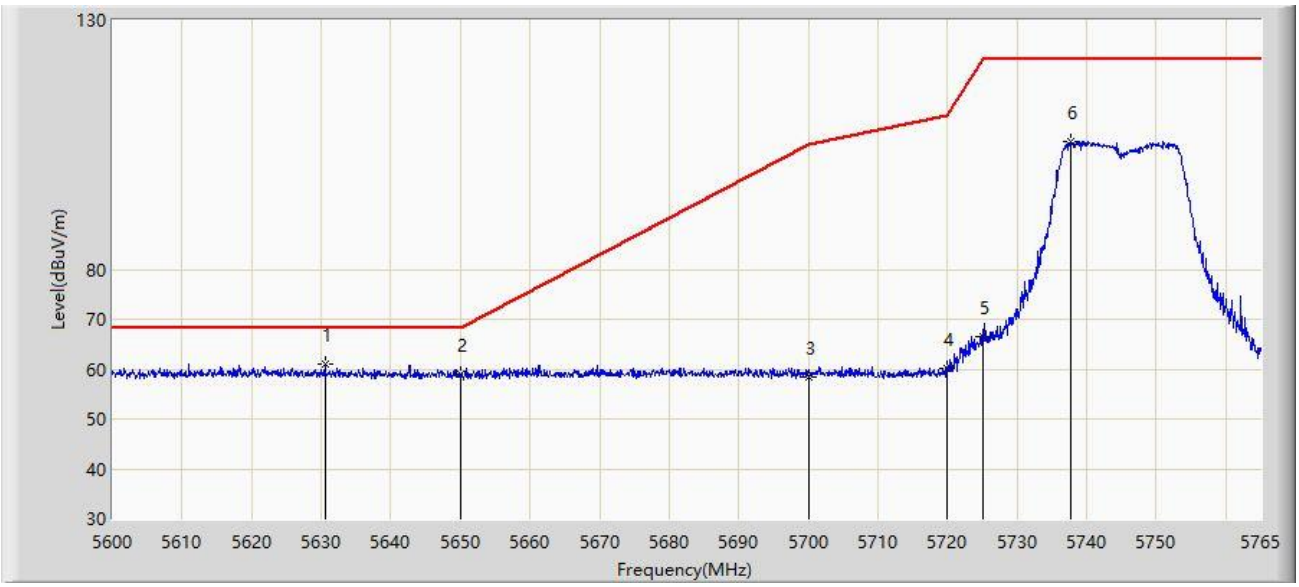

No	Flag	Mark	Frequency (MHz)	Measure Level (dBμV/m)	Reading Level (dBμV)	Margin (dB)	Limit (dBμV/m)	Factor (dB)	Type
1		*	5630.525	61.138	56.743	-7.062	68.200	4.395	PK
2			5650.000	58.862	54.529	-9.338	68.200	4.333	PK
3			5700.000	58.514	53.962	-46.686	105.200	4.551	PK
4			5720.000	60.071	55.558	-50.729	110.800	4.513	PK
5			5725.000	66.408	61.897	-55.792	122.200	4.511	PK
6			5737.692	105.738	101.232	N/A	N/A	4.506	PK

Note: Measure Level (dBμV/m) = Reading Level (dBμV) + Factor (dB)

Factor (dB) = Cable Loss (dB) + Antenna Factor (dB/m) - Pre_Amplifier Gain (dB)

Site: WZ-AC1	Time: 2021/08/04 - 23:17
Limit: FCC_Part15.407_RE(3m)	Engineer: Hyde Yu
Probe: WZ-AC1_BBHA9120D_1-18GHz	Polarity: Vertical
EUT: 802.11ac Dual Band Module	Power: AC 120V/60Hz
Test Mode: Transmit by 802.11ac-VHT20 at Channel 5745MHz Ant 0+1	

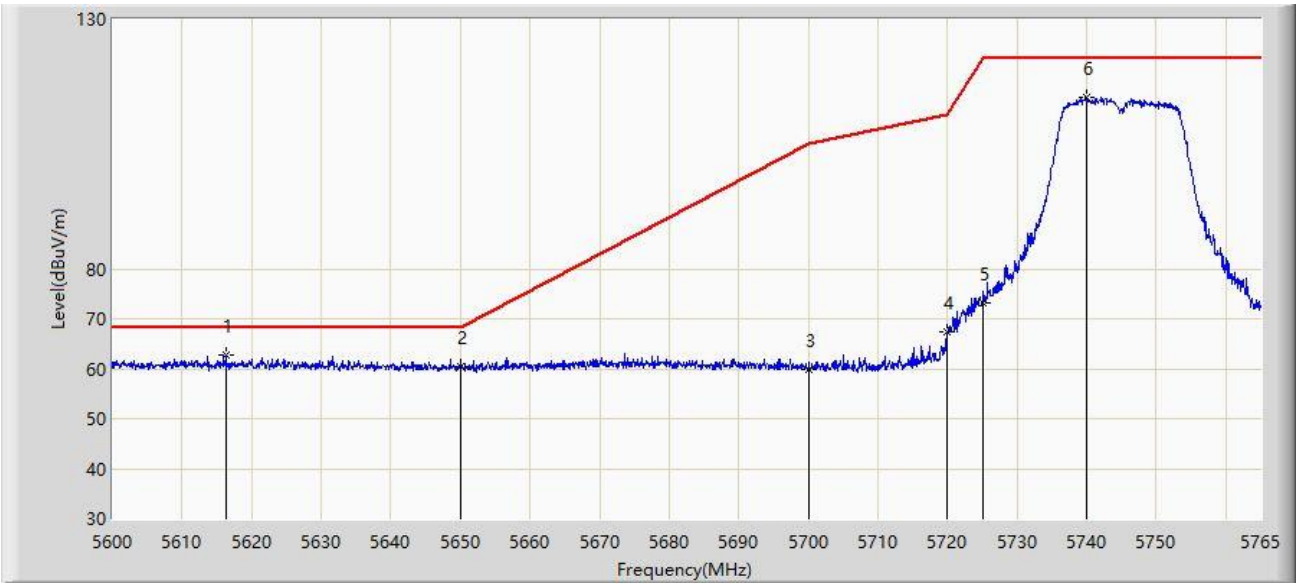

No	Flag	Mark	Frequency (MHz)	Measure Level (dBμV/m)	Reading Level (dBμV)	Margin (dB)	Limit (dBμV/m)	Factor (dB)	Type
1		*	5616.252	62.830	58.295	-5.370	68.200	4.535	PK
2			5650.000	60.388	56.055	-7.812	68.200	4.333	PK
3			5700.000	59.981	55.429	-45.219	105.200	4.551	PK
4			5720.000	67.262	62.749	-43.538	110.800	4.513	PK
5			5725.000	73.326	68.815	-48.874	122.200	4.511	PK
6			5740.002	114.452	109.948	N/A	N/A	4.504	PK

Note: Measure Level (dBμV/m) = Reading Level (dBμV) + Factor (dB)

Factor (dB) = Cable Loss (dB) + Antenna Factor (dB/m) - Pre_Amplifier Gain (dB)

Site: WZ-AC1	Time: 2021/08/04 - 23:22
Limit: FCC_Part15.407_RE(3m)	Engineer: Hyde Yu
Probe: WZ-AC1_BBHA9120D_1-18GHz	Polarity: Horizontal
EUT: 802.11ac Dual Band Module	Power: AC 120V/60Hz
Test Mode: Transmit by 802.11ac-VHT20 at Channel 5825MHz Ant 0+1	

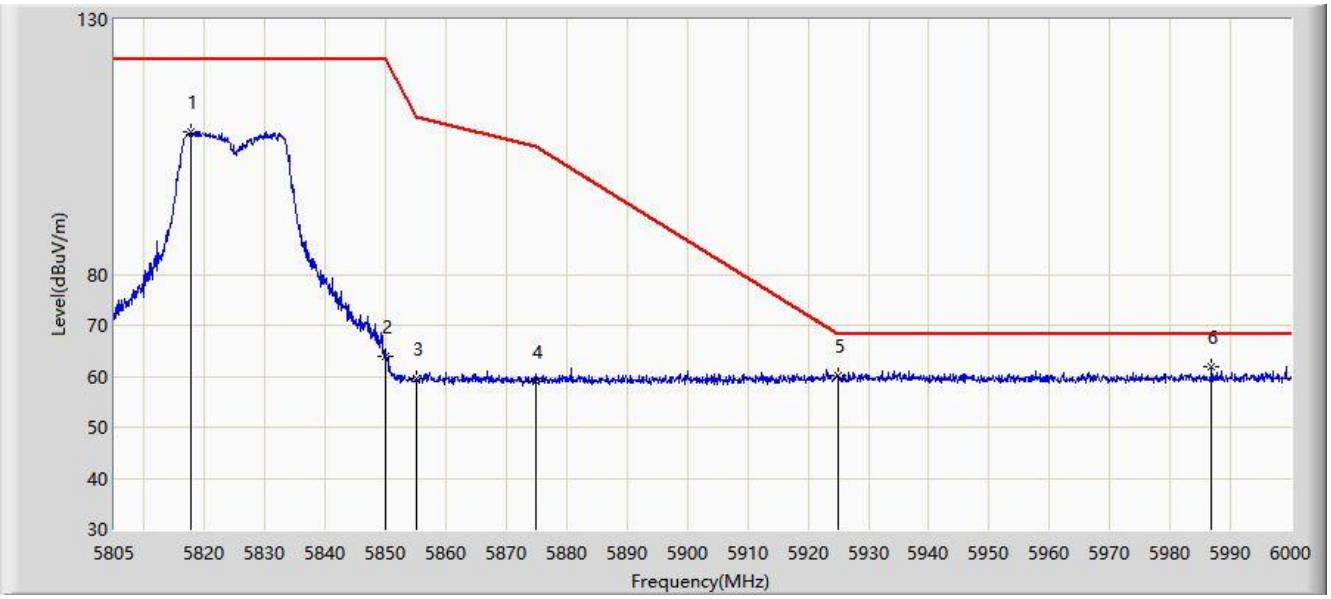

No	Flag	Mark	Frequency (MHz)	Measure Level (dBμV/m)	Reading Level (dBμV)	Margin (dB)	Limit (dBμV/m)	Factor (dB)	Type
1			5817.772	107.916	103.249	-14.284	122.200	4.667	PK
2			5850.000	63.896	59.101	-58.304	122.200	4.795	PK
3			5855.000	59.510	54.714	-51.290	110.800	4.796	PK
4			5875.000	58.931	54.141	-46.269	105.200	4.790	PK
5			5925.000	60.115	55.052	-8.085	68.200	5.063	PK
6		*	5986.837	62.021	57.121	-6.179	68.200	4.900	PK

Note: Measure Level (dBμV/m) = Reading Level (dBμV) + Factor (dB)

Factor (dB) = Cable Loss (dB) + Antenna Factor (dB/m) - Pre_Amplifier Gain (dB)

Site: WZ-AC1	Time: 2021/08/04 - 23:21
Limit: FCC_Part15.407_RE(3m)	Engineer: Hyde Yu
Probe: WZ-AC1_BBHA9120D_1-18GHz	Polarity: Vertical
EUT: 802.11ac Dual Band Module	Power: AC 120V/60Hz
Test Mode: Transmit by 802.11ac-VHT20 at Channel 5825MHz Ant 0+1	

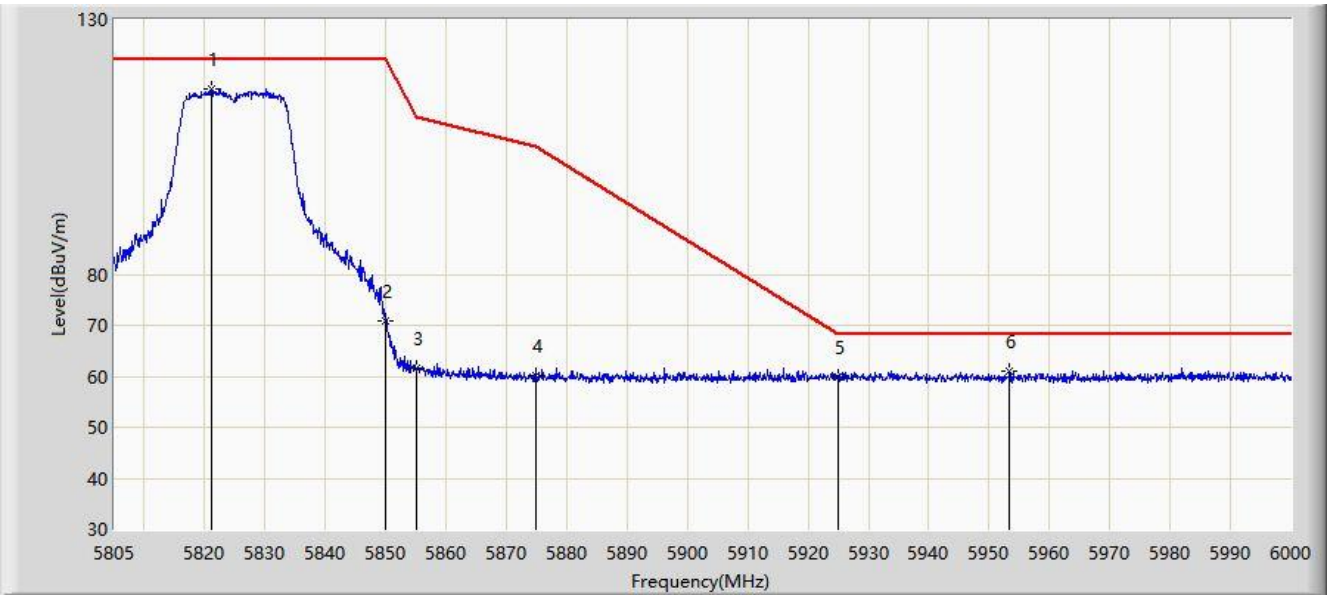

No	Flag	Mark	Frequency (MHz)	Measure Level (dBμV/m)	Reading Level (dBμV)	Margin (dB)	Limit (dBμV/m)	Factor (dB)	Type
1		*	5821.185	116.512	111.828	-5.688	122.200	4.684	PK
2			5850.000	70.990	66.195	-51.210	122.200	4.795	PK
3			5855.000	61.600	56.804	-49.200	110.800	4.796	PK
4			5875.000	60.005	55.215	-45.195	105.200	4.790	PK
5			5925.000	59.835	54.772	-8.365	68.200	5.063	PK
6			5953.395	60.965	56.126	-7.235	68.200	4.839	PK

Note: Measure Level (dBμV/m) = Reading Level (dBμV) + Factor (dB)

Factor (dB) = Cable Loss (dB) + Antenna Factor (dB/m) - Pre_Amplifier Gain (dB)

Site: WZ-AC1	Time: 2021/08/04 - 23:40
Limit: FCC_Part15.209_RE(3m)	Engineer: Hyde Yu
Probe: WZ-AC1_BBHA9120D_1-18GHz	Polarity: Horizontal
EUT: 802.11ac Dual Band Module	Power: AC 120V/60Hz
Test Mode: Transmit by 802.11ac-VHT40 at Channel 5190MHz Ant 0+1	

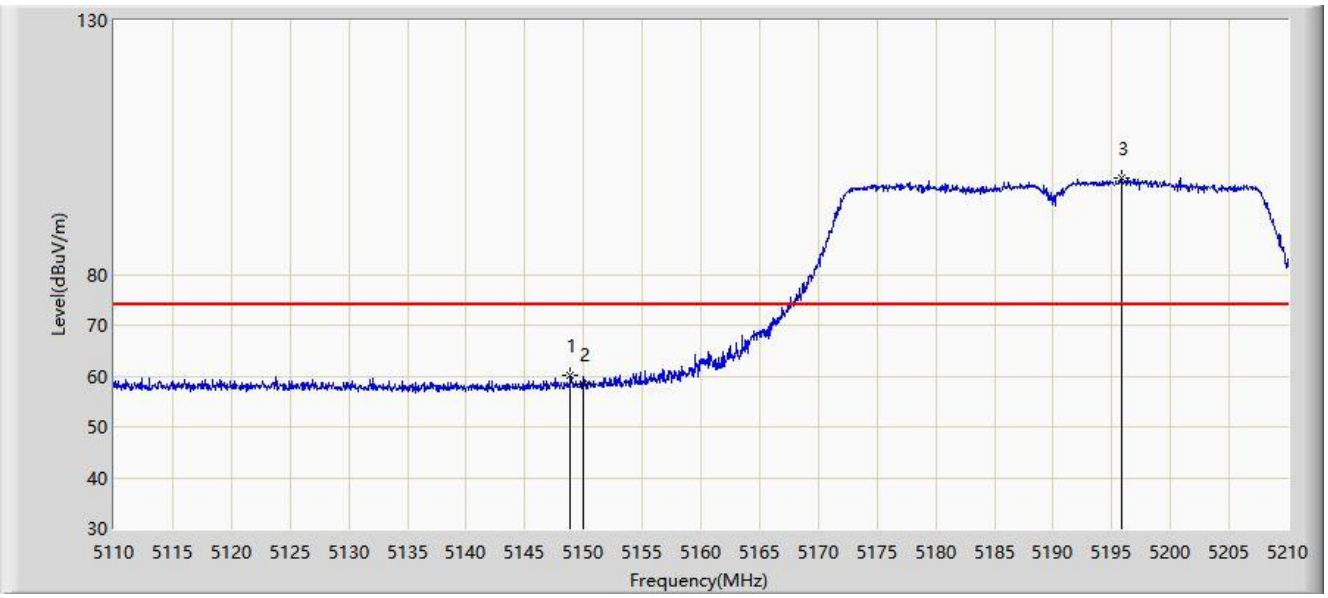

No	Flag	Mark	Frequency (MHz)	Measure Level (dBμV/m)	Reading Level (dBμV)	Margin (dB)	Limit (dBμV/m)	Factor (dB)	Type
1			5148.850	60.113	56.089	-13.887	74.000	4.023	PK
2			5150.000	58.511	54.482	-15.489	74.000	4.029	PK
3		*	5195.800	99.011	94.959	N/A	N/A	4.052	PK

Note: Measure Level (dBμV/m) = Reading Level (dBμV) + Factor (dB)

Factor (dB) = Cable Loss (dB) + Antenna Factor (dB/m) - Pre_Amplifier Gain (dB)

Site: WZ-AC1	Time: 2021/08/04 - 23:41
Limit: FCC_Part15.209_RE(3m)	Engineer: Hyde Yu
Probe: WZ-AC1_BBHA9120D_1-18GHz	Polarity: Horizontal
EUT: 802.11ac Dual Band Module	Power: AC 120V/60Hz
Test Mode: Transmit by 802.11ac-VHT40 at Channel 5190MHz Ant 0+1	

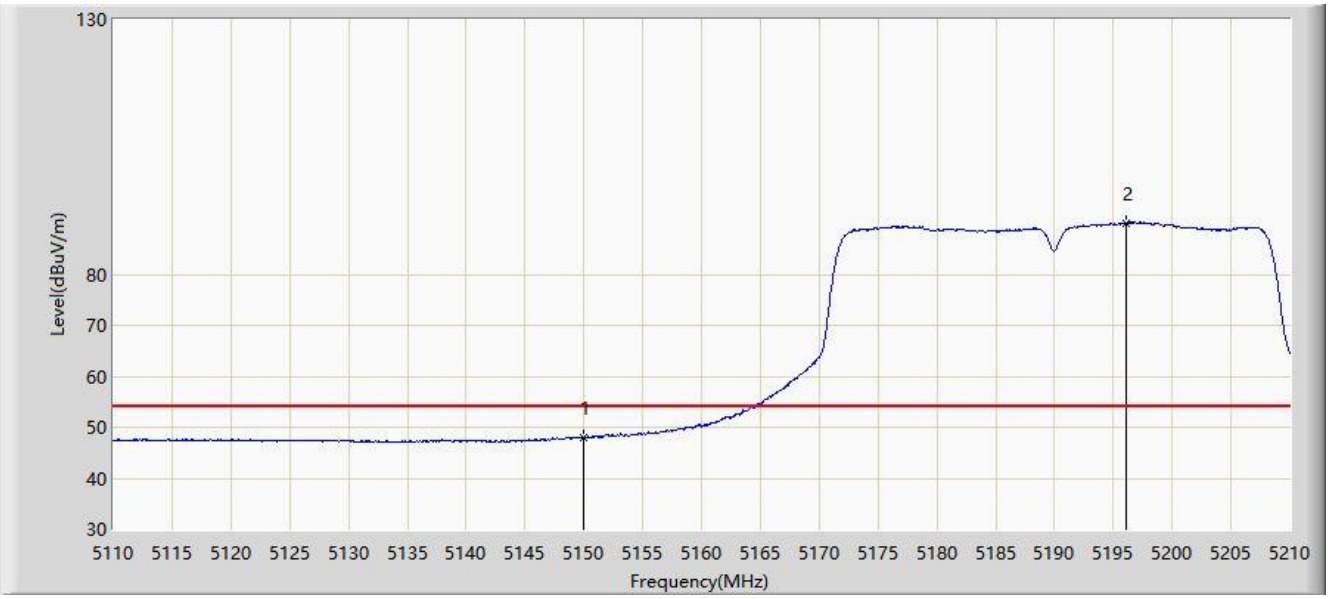

No	Flag	Mark	Frequency (MHz)	Measure Level (dBμV/m)	Reading Level (dBμV)	Margin (dB)	Limit (dBμV/m)	Factor (dB)	Type
1			5150.000	48.018	43.989	-5.982	54.000	4.029	AV
2		*	5196.150	90.139	86.086	N/A	N/A	4.053	AV

Note: Measure Level (dBμV/m) = Reading Level (dBμV) + Factor (dB)

Factor (dB) = Cable Loss (dB) + Antenna Factor (dB/m) - Pre_Amplifier Gain (dB)

Site: WZ-AC1	Time: 2021/08/04 - 23:39
Limit: FCC_Part15.209_RE(3m)	Engineer: Hyde Yu
Probe: WZ-AC1_BBHA9120D_1-18GHz	Polarity: Vertical
EUT: 802.11ac Dual Band Module	Power: AC 120V/60Hz
Test Mode: Transmit by 802.11ac-VHT40 at Channel 5190MHz Ant 0+1	

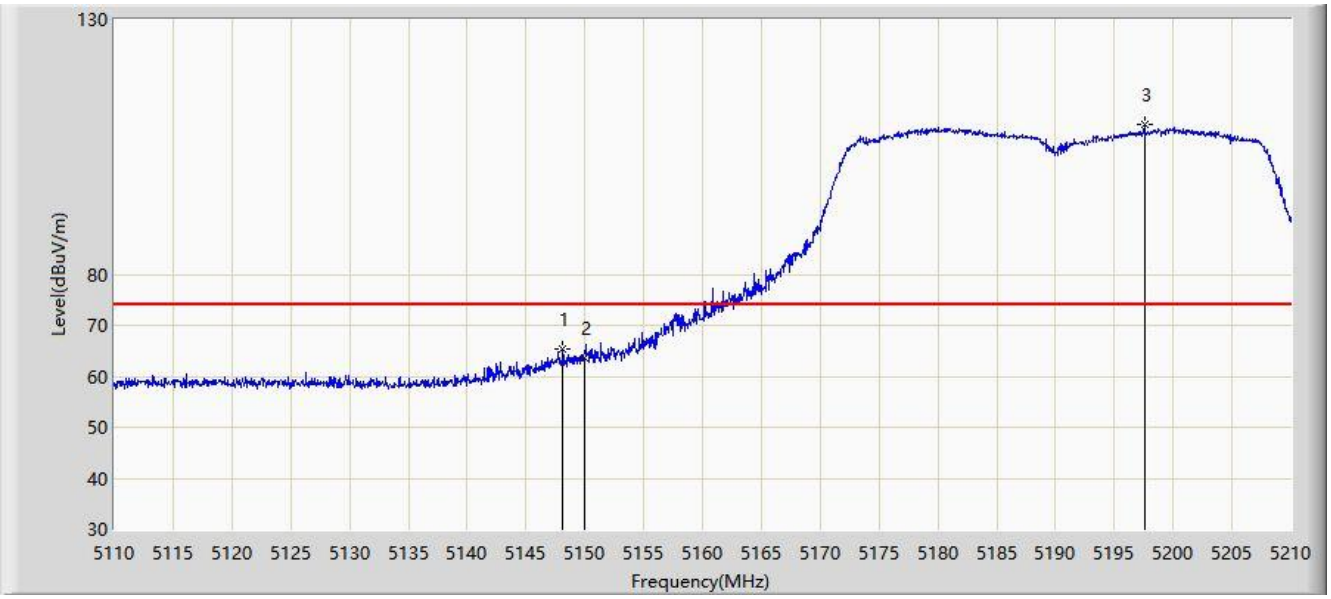

No	Flag	Mark	Frequency (MHz)	Measure Level (dBμV/m)	Reading Level (dBμV)	Margin (dB)	Limit (dBμV/m)	Factor (dB)	Type
1			5148.150	65.467	61.446	-8.533	74.000	4.022	PK
2			5150.000	63.725	59.696	-10.275	74.000	4.029	PK
3		*	5197.550	109.363	105.308	N/A	N/A	4.055	PK

Note: Measure Level (dBμV/m) = Reading Level (dBμV) + Factor (dB)

Factor (dB) = Cable Loss (dB) + Antenna Factor (dB/m) - Pre_Amplifier Gain (dB)

Site: WZ-AC1	Time: 2021/08/04 - 23:36
Limit: FCC_Part15.209_RE(3m)	Engineer: Hyde Yu
Probe: WZ-AC1_BBHA9120D_1-18GHz	Polarity: Vertical
EUT: 802.11ac Dual Band Module	Power: AC 120V/60Hz
Test Mode: Transmit by 802.11ac-VHT40 at Channel 5190MHz Ant 0+1	

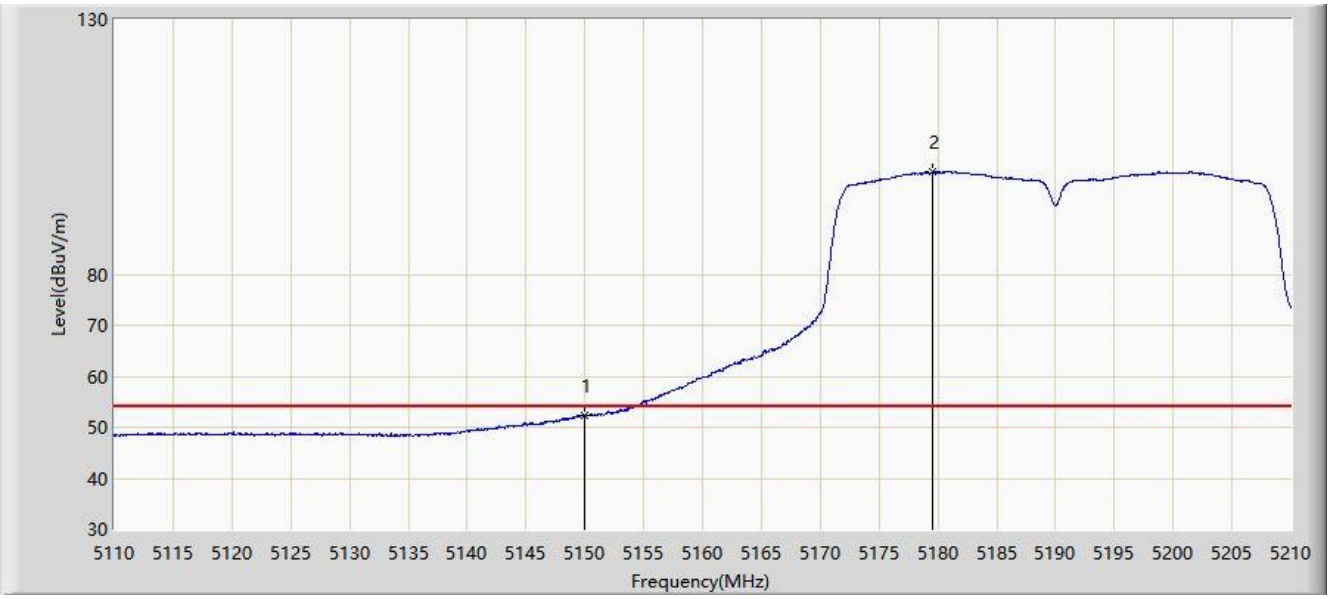

No	Flag	Mark	Frequency (MHz)	Measure Level (dBμV/m)	Reading Level (dBμV)	Margin (dB)	Limit (dBμV/m)	Factor (dB)	Type
1			5150.000	52.267	48.238	-1.733	54.000	4.029	AV
2		*	5179.550	100.037	95.934	N/A	N/A	4.103	AV

Note: Measure Level (dBμV/m) = Reading Level (dBμV) + Factor (dB)

Factor (dB) = Cable Loss (dB) + Antenna Factor (dB/m) - Pre_Amplifier Gain (dB)

Site: WZ-AC1	Time: 2021/08/04 - 23:48
Limit: FCC_Part15.209_RE(3m)	Engineer: Hyde Yu
Probe: WZ-AC1_BBHA9120D_1-18GHz	Polarity: Horizontal
EUT: 802.11ac Dual Band Module	Power: AC 120V/60Hz
Test Mode: Transmit by 802.11ac-VHT40 at Channel 5310MHz Ant 0+1	

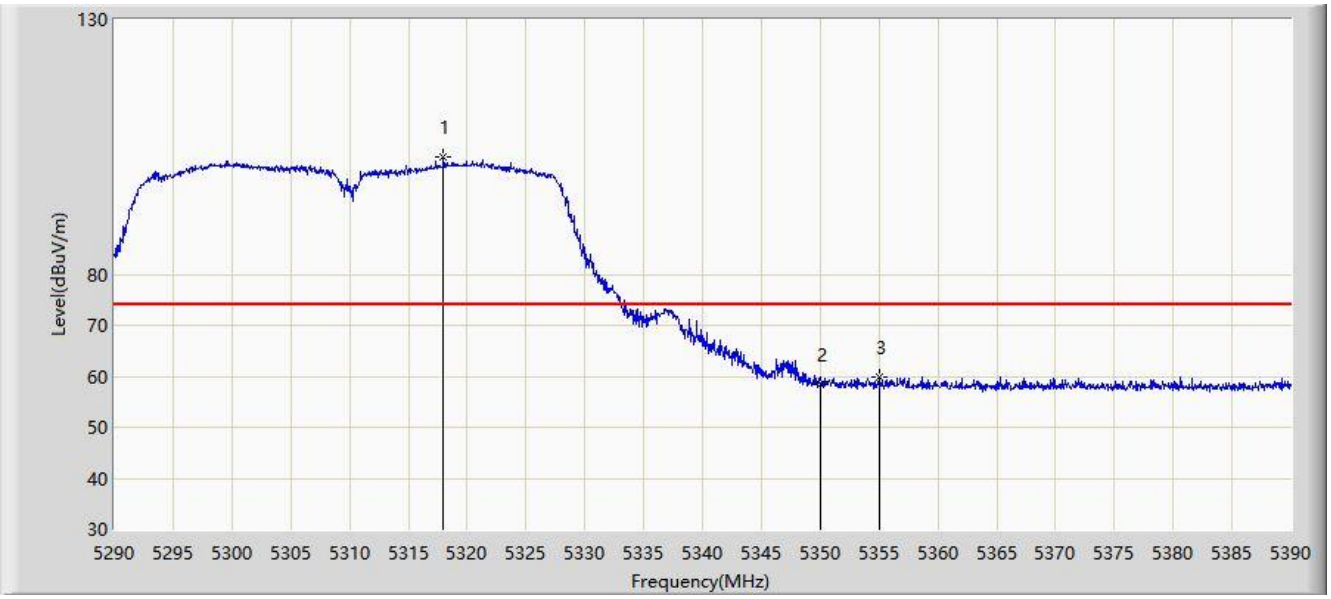

No	Flag	Mark	Frequency (MHz)	Measure Level (dBμV/m)	Reading Level (dBμV)	Margin (dB)	Limit (dBμV/m)	Factor (dB)	Type
1		*	5318.000	103.041	99.234	N/A	N/A	3.807	PK
2			5350.000	58.442	54.425	-15.558	74.000	4.017	PK
3			5355.050	59.843	55.818	-14.157	74.000	4.025	PK

Note: Measure Level (dBμV/m) = Reading Level (dBμV) + Factor (dB)

Factor (dB) = Cable Loss (dB) + Antenna Factor (dB/m) - Pre_Amplifier Gain (dB)

Site: WZ-AC1	Time: 2021/08/04 - 23:49
Limit: FCC_Part15.209_RE(3m)	Engineer: Hyde Yu
Probe: WZ-AC1_BBHA9120D_1-18GHz	Polarity: Horizontal
EUT: 802.11ac Dual Band Module	Power: AC 120V/60Hz
Test Mode: Transmit by 802.11ac-VHT40 at Channel 5310MHz Ant 0+1	

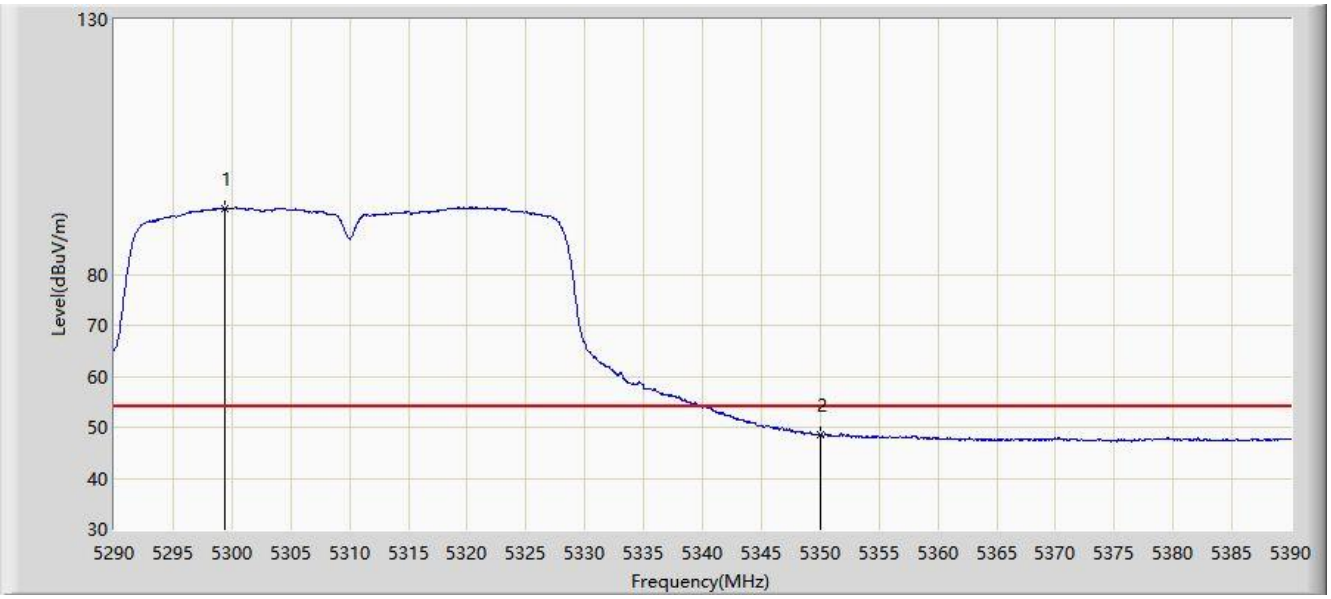

No	Flag	Mark	Frequency (MHz)	Measure Level (dBμV/m)	Reading Level (dBμV)	Margin (dB)	Limit (dBμV/m)	Factor (dB)	Type
1		*	5299.350	92.899	89.144	N/A	N/A	3.756	AV
2			5350.000	48.433	44.416	-5.567	54.000	4.017	AV

Note: Measure Level (dBμV/m) = Reading Level (dBμV) + Factor (dB)

Factor (dB) = Cable Loss (dB) + Antenna Factor (dB/m) - Pre_Amplifier Gain (dB)

Site: WZ-AC1	Time: 2021/08/04 - 23:47
Limit: FCC_Part15.209_RE(3m)	Engineer: Hyde Yu
Probe: WZ-AC1_BBHA9120D_1-18GHz	Polarity: Vertical
EUT: 802.11ac Dual Band Module	Power: AC 120V/60Hz
Test Mode: Transmit by 802.11ac-VHT40 at Channel 5310MHz Ant 0+1	

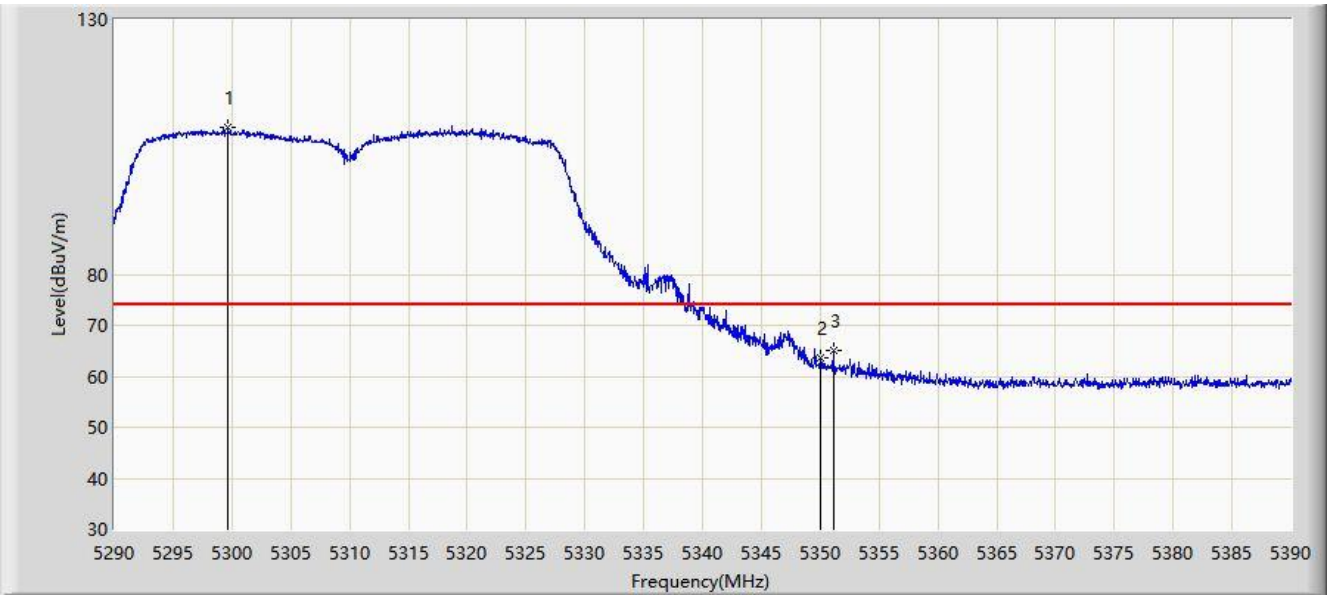

No	Flag	Mark	Frequency (MHz)	Measure Level (dBμV/m)	Reading Level (dBμV)	Margin (dB)	Limit (dBμV/m)	Factor (dB)	Type
1		*	5299.650	108.844	105.088	N/A	N/A	3.756	PK
2			5350.000	63.577	59.560	-10.423	74.000	4.017	PK
3			5351.100	65.141	61.117	-8.859	74.000	4.024	PK

Note: Measure Level (dBμV/m) = Reading Level (dBμV) + Factor (dB)

Factor (dB) = Cable Loss (dB) + Antenna Factor (dB/m) - Pre_Amplifier Gain (dB)

Site: WZ-AC1	Time: 2021/08/04 - 23:44
Limit: FCC_Part15.209_RE(3m)	Engineer: Hyde Yu
Probe: WZ-AC1_BBHA9120D_1-18GHz	Polarity: Vertical
EUT: 802.11ac Dual Band Module	Power: AC 120V/60Hz
Test Mode: Transmit by 802.11ac-VHT40 at Channel 5310MHz Ant 0+1	

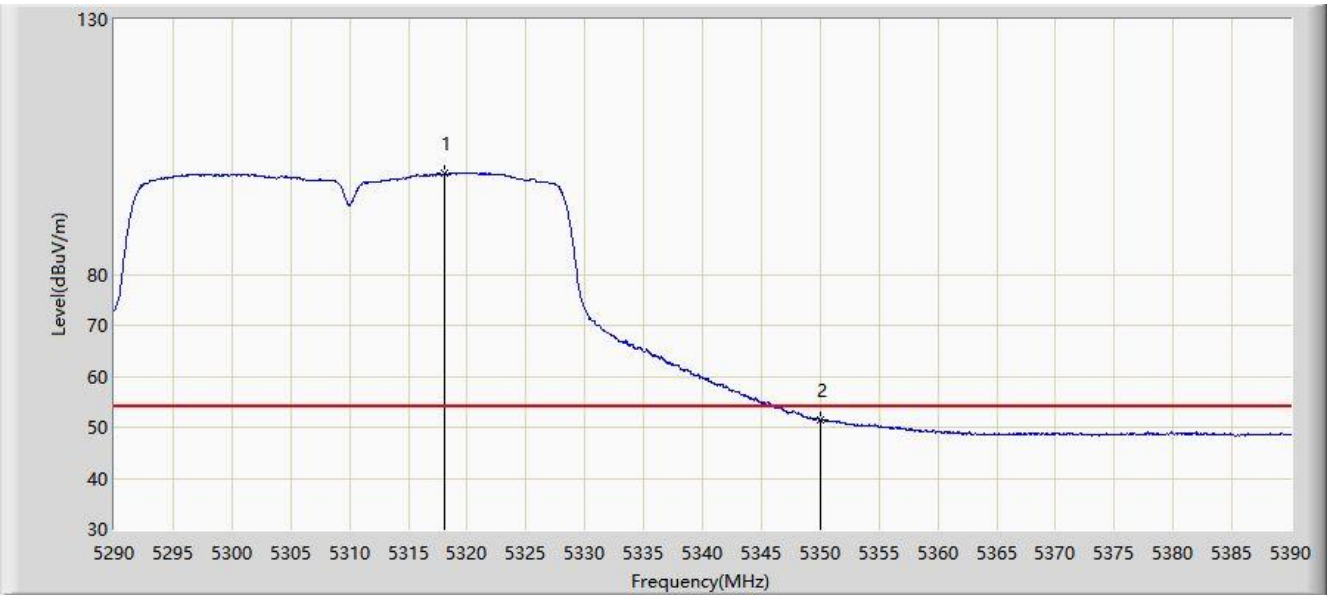

No	Flag	Mark	Frequency (MHz)	Measure Level (dBμV/m)	Reading Level (dBμV)	Margin (dB)	Limit (dBμV/m)	Factor (dB)	Type
1		*	5318.100	99.748	95.940	N/A	N/A	3.807	AV
2			5350.000	51.418	47.401	-2.582	54.000	4.017	AV

Note: Measure Level (dBμV/m) = Reading Level (dBμV) + Factor (dB)

Factor (dB) = Cable Loss (dB) + Antenna Factor (dB/m) - Pre_Amplifier Gain (dB)

Site: WZ-AC1	Time: 2021/08/04 - 23:56
Limit: FCC_Part15.209_RE(3m)	Engineer: Hyde Yu
Probe: WZ-AC1_BBHA9120D_1-18GHz	Polarity: Horizontal
EUT: 802.11ac Dual Band Module	Power: AC 120V/60Hz
Test Mode: Transmit by 802.11ac-VHT40 at Channel 5510MHz Ant 0+1	

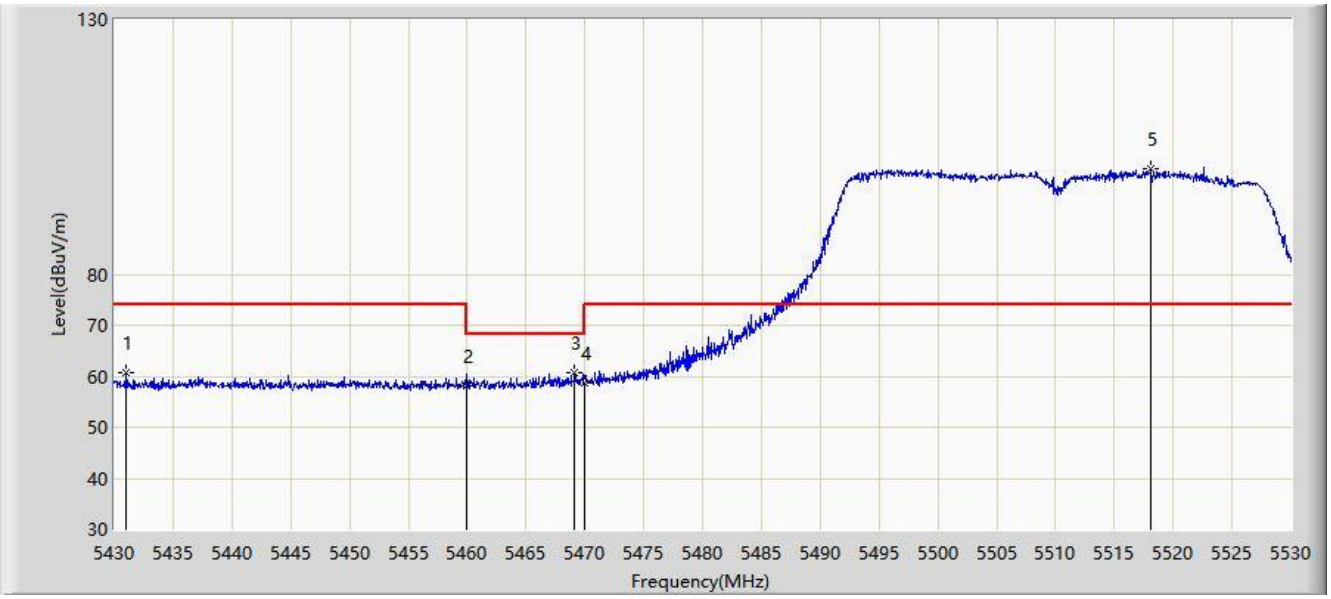

No	Flag	Mark	Frequency (MHz)	Measure Level (dBμV/m)	Reading Level (dBμV)	Margin (dB)	Limit (dBμV/m)	Factor (dB)	Type
1			5431.050	60.784	56.434	-13.216	74.000	4.351	PK
2			5460.000	57.988	53.726	-16.012	74.000	4.261	PK
3			5469.100	60.794	56.585	-7.406	68.200	4.210	PK
4			5470.000	58.563	54.359	-9.637	68.200	4.204	PK
5		*	5518.150	100.827	96.315	N/A	N/A	4.511	PK

Note: Measure Level (dBμV/m) = Reading Level (dBμV) + Factor (dB)

Factor (dB) = Cable Loss (dB) + Antenna Factor (dB/m) - Pre_Amplifier Gain (dB)

Site: WZ-AC1	Time: 2021/08/04 - 23:55
Limit: FCC_Part15.209_RE(3m)	Engineer: Hyde Yu
Probe: WZ-AC1_BBHA9120D_1-18GHz	Polarity: Horizontal
EUT: 802.11ac Dual Band Module	Power: AC 120V/60Hz
Test Mode: Transmit by 802.11ac-VHT40 at Channel 5510MHz Ant 0+1	

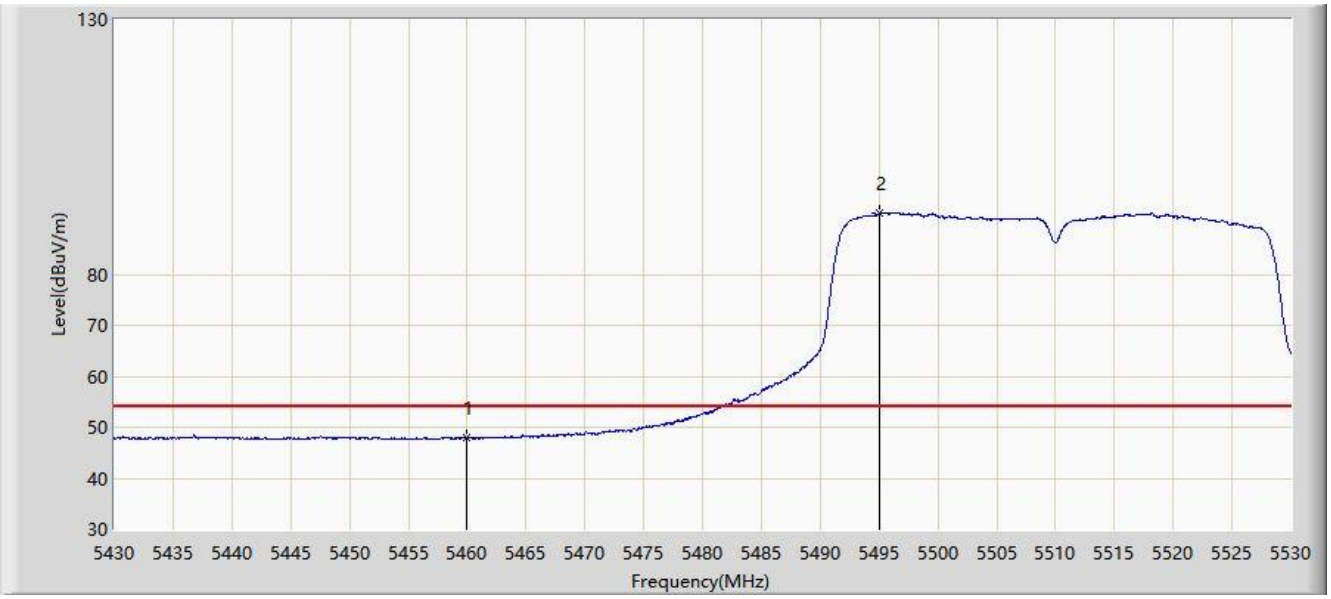

No	Flag	Mark	Frequency (MHz)	Measure Level (dBμV/m)	Reading Level (dBμV)	Margin (dB)	Limit (dBμV/m)	Factor (dB)	Type
1			5460.000	47.957	43.695	-6.043	54.000	4.261	AV
2		*	5495.100	91.971	87.670	N/A	N/A	4.302	AV

Note: Measure Level (dBμV/m) = Reading Level (dBμV) + Factor (dB)

Factor (dB) = Cable Loss (dB) + Antenna Factor (dB/m) - Pre_Amplifier Gain (dB)

Site: WZ-AC1	Time: 2021/08/04 - 23:52
Limit: FCC_Part15.209_RE(3m)	Engineer: Hyde Yu
Probe: WZ-AC1_BBHA9120D_1-18GHz	Polarity: Vertical
EUT: 802.11ac Dual Band Module	Power: AC 120V/60Hz
Test Mode: Transmit by 802.11ac-VHT40 at Channel 5510MHz Ant 0+1	

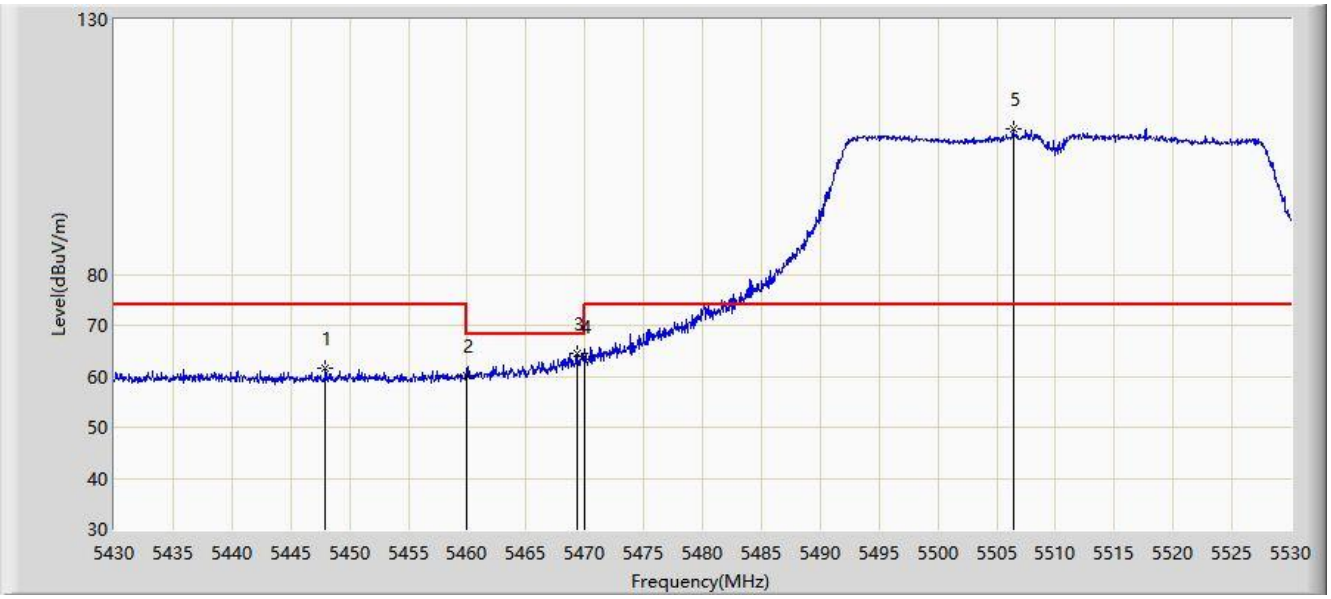

No	Flag	Mark	Frequency (MHz)	Measure Level (dBμV/m)	Reading Level (dBμV)	Margin (dB)	Limit (dBμV/m)	Factor (dB)	Type
1			5447.950	61.650	57.327	-12.350	74.000	4.324	PK
2			5460.000	60.077	55.815	-13.923	74.000	4.261	PK
3			5469.300	64.406	60.198	-3.794	68.200	4.208	PK
4			5470.000	63.772	59.568	-4.428	68.200	4.204	PK
5		*	5506.400	108.570	104.111	N/A	N/A	4.459	PK

Note: Measure Level (dBμV/m) = Reading Level (dBμV) + Factor (dB)

Factor (dB) = Cable Loss (dB) + Antenna Factor (dB/m) - Pre_Amplifier Gain (dB)

Site: WZ-AC1	Time: 2021/08/04 - 23:54
Limit: FCC_Part15.209_RE(3m)	Engineer: Hyde Yu
Probe: WZ-AC1_BBHA9120D_1-18GHz	Polarity: Vertical
EUT: 802.11ac Dual Band Module	Power: AC 120V/60Hz
Test Mode: Transmit by 802.11ac-VHT40 at Channel 5510MHz Ant 0+1	

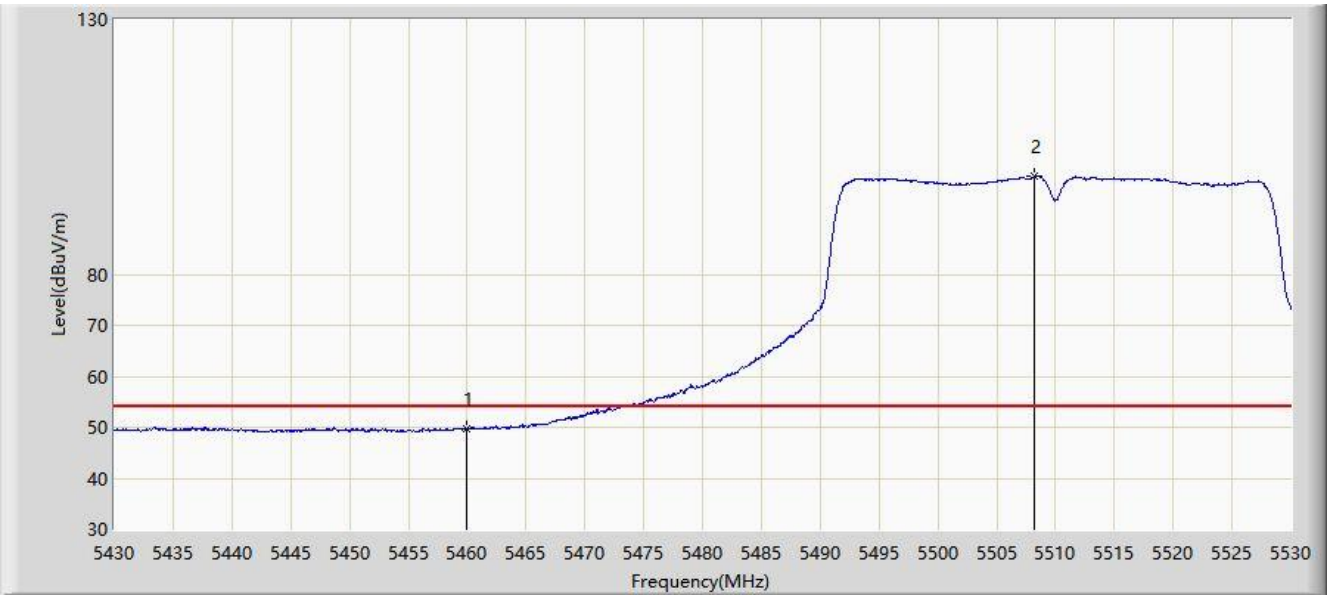

No	Flag	Mark	Frequency (MHz)	Measure Level (dBμV/m)	Reading Level (dBμV)	Margin (dB)	Limit (dBμV/m)	Factor (dB)	Type
1			5460.000	49.740	45.478	-4.260	54.000	4.261	AV
2		*	5508.150	99.161	94.691	N/A	N/A	4.470	AV

Note: Measure Level (dBμV/m) = Reading Level (dBμV) + Factor (dB)

Factor (dB) = Cable Loss (dB) + Antenna Factor (dB/m) - Pre_Amplifier Gain (dB)

Site: WZ-AC1	Time: 2021/08/05 - 00:02
Limit: FCC_Part15.209_RE(3m)	Engineer: Hyde Yu
Probe: WZ-AC1_BBHA9120D_1-18GHz	Polarity: Horizontal
EUT: 802.11ac Dual Band Module	Power: AC 120V/60Hz
Test Mode: Transmit by 802.11ac-VHT40 at Channel 5670MHz Ant 0+1	

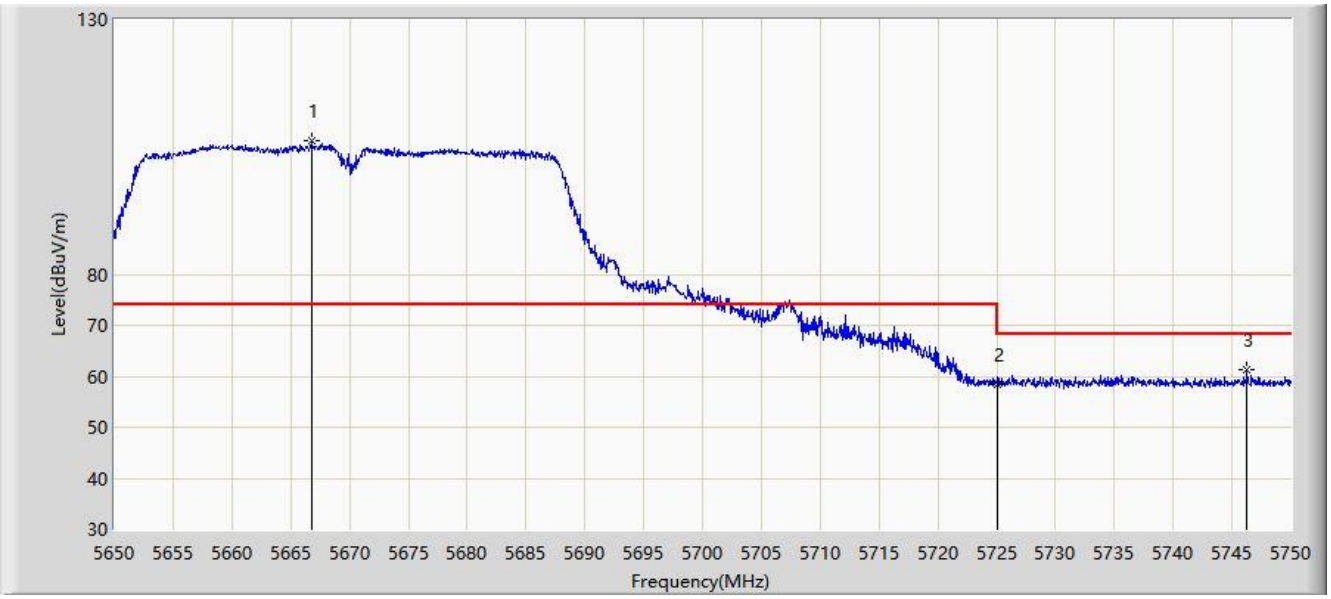

No	Flag	Mark	Frequency (MHz)	Measure Level (dBμV/m)	Reading Level (dBμV)	Margin (dB)	Limit (dBμV/m)	Factor (dB)	Type
1		*	5666.750	106.226	101.695	N/A	N/A	4.530	PK
2			5725.000	58.410	53.899	-9.790	68.200	4.511	PK
3			5746.300	61.235	56.710	-6.965	68.200	4.524	PK

Note: Measure Level (dBμV/m) = Reading Level (dBμV) + Factor (dB)

Factor (dB) = Cable Loss (dB) + Antenna Factor (dB/m) - Pre_Amplifier Gain (dB)

Site: WZ-AC1	Time: 2021/08/05 - 00:00
Limit: FCC_Part15.209_RE(3m)	Engineer: Hyde Yu
Probe: WZ-AC1_BBHA9120D_1-18GHz	Polarity: Vertical
EUT: 802.11ac Dual Band Module	Power: AC 120V/60Hz
Test Mode: Transmit by 802.11ac-VHT40 at Channel 5670MHz Ant 0+1	

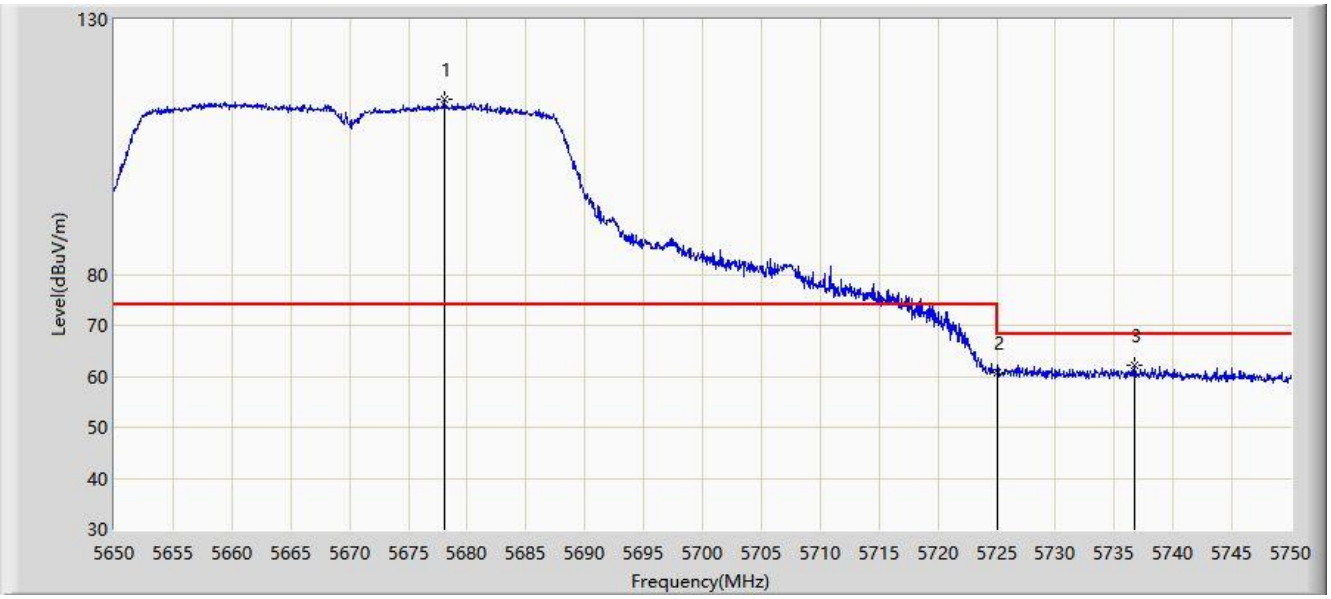

No	Flag	Mark	Frequency (MHz)	Measure Level (dBμV/m)	Reading Level (dBμV)	Margin (dB)	Limit (dBμV/m)	Factor (dB)	Type
1		*	5678.050	114.331	109.709	N/A	N/A	4.622	PK
2			5725.000	60.730	56.219	-7.470	68.200	4.511	PK
3			5736.750	62.254	57.747	-5.946	68.200	4.507	PK

Note: Measure Level (dBμV/m) = Reading Level (dBμV) + Factor (dB)

Factor (dB) = Cable Loss (dB) + Antenna Factor (dB/m) - Pre_Amplifier Gain (dB)

Site: WZ-AC1	Time: 2021/08/05 - 00:05
Limit: FCC_Part15.407_RE(3m)	Engineer: Hyde Yu
Probe: WZ-AC1_BBHA9120D_1-18GHz	Polarity: Horizontal
EUT: 802.11ac Dual Band Module	Power: AC 120V/60Hz
Test Mode: Transmit by 802.11ac-VHT40 at Channel 5755MHz Ant 0+1	

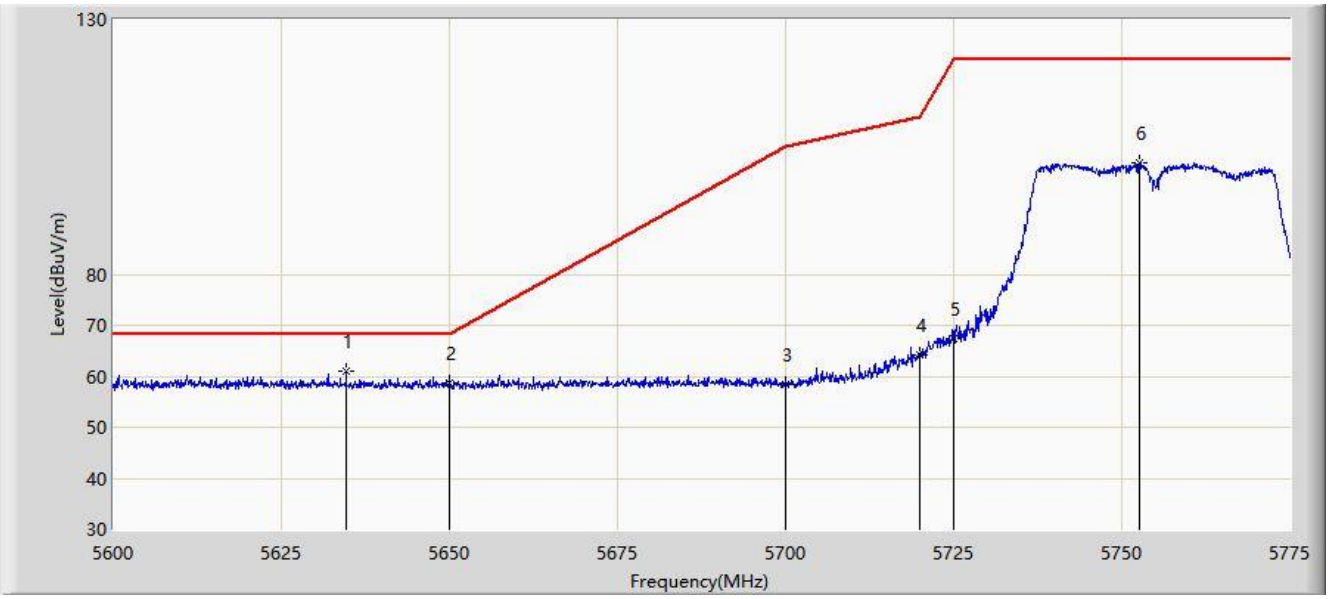

No	Flag	Mark	Frequency (MHz)	Measure Level (dBμV/m)	Reading Level (dBμV)	Margin (dB)	Limit (dBμV/m)	Factor (dB)	Type
1		*	5634.650	61.020	56.686	-7.180	68.200	4.334	PK
2			5650.000	58.751	54.418	-9.449	68.200	4.333	PK
3			5700.000	58.426	53.874	-46.774	105.200	4.551	PK
4			5720.000	64.283	59.770	-46.517	110.800	4.513	PK
5			5725.000	67.318	62.807	-54.882	122.200	4.511	PK
6			5752.600	101.896	97.303	-20.304	122.200	4.594	PK

Note: Measure Level (dBμV/m) = Reading Level (dBμV) + Factor (dB)

Factor (dB) = Cable Loss (dB) + Antenna Factor (dB/m) - Pre_Amplifier Gain (dB)

Site: WZ-AC1	Time: 2021/08/05 - 00:07
Limit: FCC_Part15.407_RE(3m)	Engineer: Hyde Yu
Probe: WZ-AC1_BBHA9120D_1-18GHz	Polarity: Vertical
EUT: 802.11ac Dual Band Module	Power: AC 120V/60Hz
Test Mode: Transmit by 802.11ac-VHT40 at Channel 5755MHz Ant 0+1	

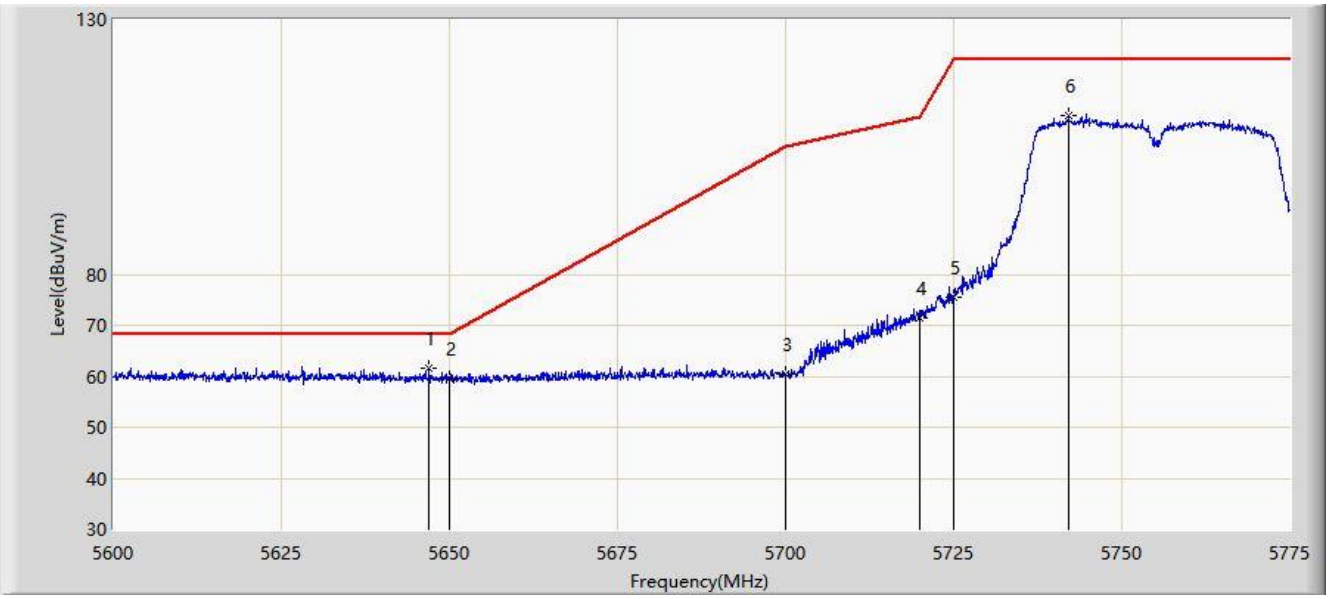

No	Flag	Mark	Frequency (MHz)	Measure Level (dBμV/m)	Reading Level (dBμV)	Margin (dB)	Limit (dBμV/m)	Factor (dB)	Type
1		*	5646.987	61.570	57.253	-6.630	68.200	4.316	PK
2			5650.000	59.543	55.210	-8.657	68.200	4.333	PK
3			5700.000	60.308	55.756	-44.892	105.200	4.551	PK
4			5720.000	71.520	67.007	-39.280	110.800	4.513	PK
5			5725.000	75.495	70.984	-46.705	122.200	4.511	PK
6			5742.100	111.270	106.767	-10.930	122.200	4.503	PK

Note: Measure Level (dBμV/m) = Reading Level (dBμV) + Factor (dB)

Factor (dB) = Cable Loss (dB) + Antenna Factor (dB/m) - Pre_Amplifier Gain (dB)

Site: WZ-AC1	Time: 2021/08/05 - 00:16
Limit: FCC_Part15.407_RE(3m)	Engineer: Hyde Yu
Probe: WZ-AC1_BBHA9120D_1-18GHz	Polarity: Horizontal
EUT: 802.11ac Dual Band Module	Power: AC 120V/60Hz
Test Mode: Transmit by 802.11ac-VHT40 at Channel 5795MHz Ant 0+1	

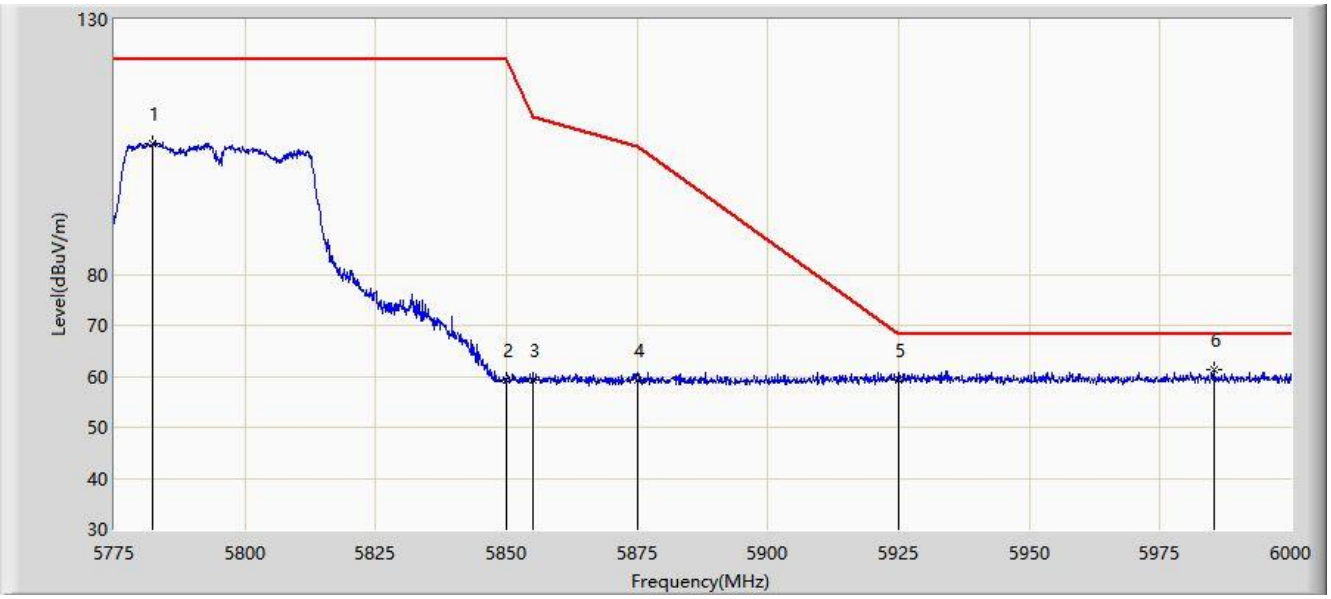

No	Flag	Mark	Frequency (MHz)	Measure Level (dBμV/m)	Reading Level (dBμV)	Margin (dB)	Limit (dBμV/m)	Factor (dB)	Type
1			5782.312	105.756	101.027	-16.444	122.200	4.729	PK
2			5850.000	59.241	54.446	-62.959	122.200	4.795	PK
3			5855.000	59.132	54.336	-51.668	110.800	4.796	PK
4			5875.000	59.386	54.596	-45.814	105.200	4.790	PK
5			5925.000	59.295	54.232	-8.905	68.200	5.063	PK
6		*	5985.375	61.300	56.406	-6.900	68.200	4.894	PK

Note: Measure Level (dBμV/m) = Reading Level (dBμV) + Factor (dB)

Factor (dB) = Cable Loss (dB) + Antenna Factor (dB/m) - Pre_Amplifier Gain (dB)

Site: WZ-AC1	Time: 2021/08/05 - 00:14
Limit: FCC_Part15.407_RE(3m)	Engineer: Hyde Yu
Probe: WZ-AC1_BBHA9120D_1-18GHz	Polarity: Vertical
EUT: 802.11ac Dual Band Module	Power: AC 120V/60Hz
Test Mode: Transmit by 802.11ac-VHT40 at Channel 5795MHz Ant 0+1	

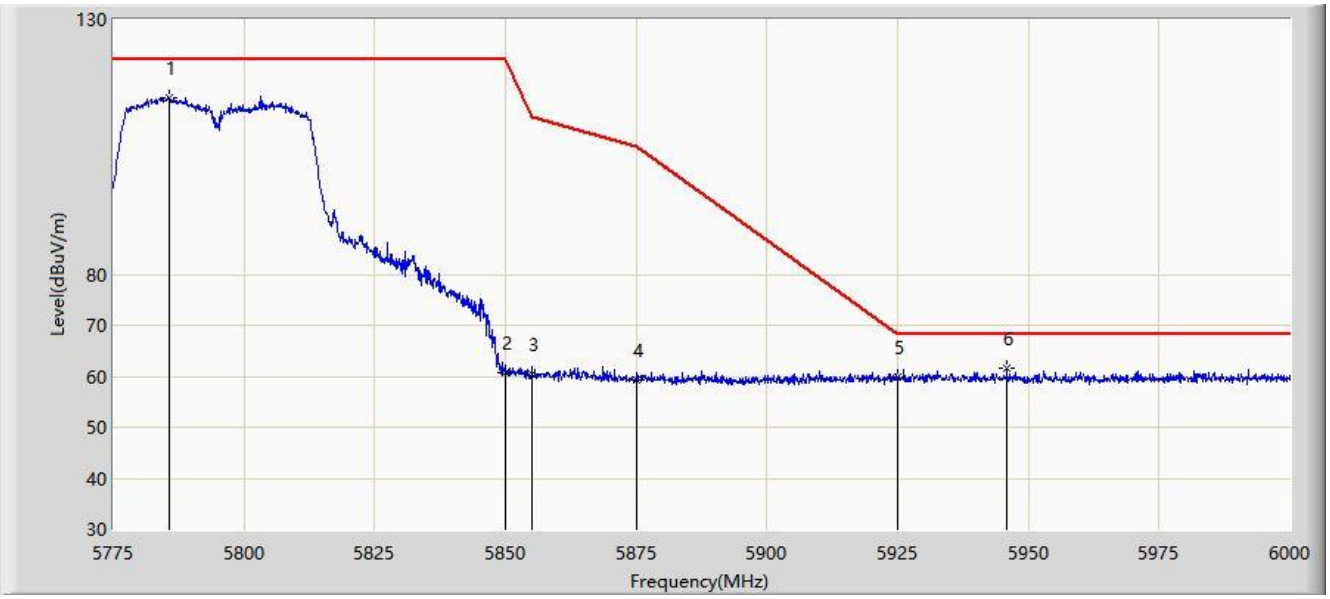

No	Flag	Mark	Frequency (MHz)	Measure Level (dBμV/m)	Reading Level (dBμV)	Margin (dB)	Limit (dBμV/m)	Factor (dB)	Type
1			5785.575	114.639	109.944	-7.561	122.200	4.694	PK
2			5850.000	60.752	55.957	-61.448	122.200	4.795	PK
3			5855.000	60.357	55.561	-50.443	110.800	4.796	PK
4			5875.000	59.417	54.627	-45.783	105.200	4.790	PK
5			5925.000	59.712	54.649	-8.488	68.200	5.063	PK
6		*	5945.888	61.637	56.756	-6.563	68.200	4.881	PK

Note: Measure Level (dBμV/m) = Reading Level (dBμV) + Factor (dB)

Factor (dB) = Cable Loss (dB) + Antenna Factor (dB/m) - Pre_Amplifier Gain (dB)

Site: WZ-AC1	Time: 2021/08/05 - 00:36
Limit: FCC_Part15.209_RE(3m)	Engineer: Hyde Yu
Probe: WZ-AC1_BBHA9120D_1-18GHz	Polarity: Horizontal
EUT: 802.11ac Dual Band Module	Power: AC 120V/60Hz
Test Mode: Transmit by 802.11ac-VHT80 at Channel 5210MHz Ant 0+1	

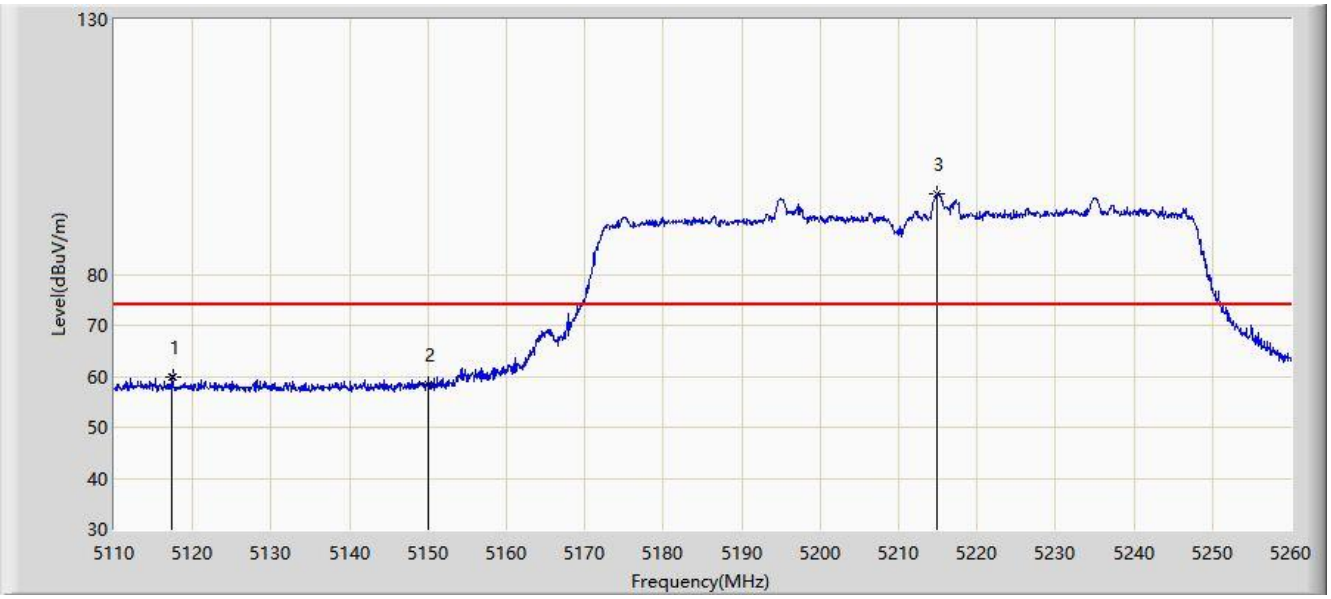

No	Flag	Mark	Frequency (MHz)	Measure Level (dBμV/m)	Reading Level (dBμV)	Margin (dB)	Limit (dBμV/m)	Factor (dB)	Type
1			5117.425	59.918	55.714	-14.082	74.000	4.204	PK
2			5150.000	58.495	54.466	-15.505	74.000	4.029	PK
3		*	5214.925	95.789	91.788	N/A	N/A	4.001	PK

Note: Measure Level (dBμV/m) = Reading Level (dBμV) + Factor (dB)

Factor (dB) = Cable Loss (dB) + Antenna Factor (dB/m) - Pre_Amplifier Gain (dB)

Site: WZ-AC1	Time: 2021/08/05 - 00:38
Limit: FCC_Part15.209_RE(3m)	Engineer: Hyde Yu
Probe: WZ-AC1_BBHA9120D_1-18GHz	Polarity: Horizontal
EUT: 802.11ac Dual Band Module	Power: AC 120V/60Hz
Test Mode: Transmit by 802.11ac-VHT80 at Channel 5210MHz Ant 0+1	

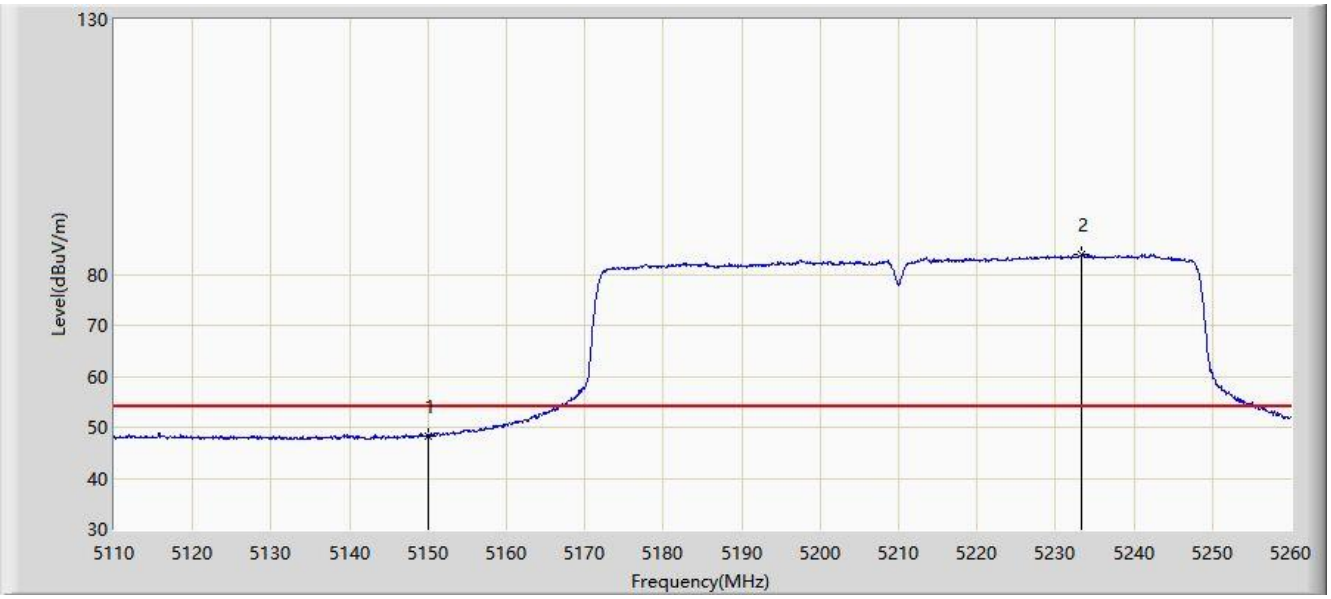

No	Flag	Mark	Frequency (MHz)	Measure Level (dBμV/m)	Reading Level (dBμV)	Margin (dB)	Limit (dBμV/m)	Factor (dB)	Type
1			5150.000	48.397	44.368	-5.603	54.000	4.029	AV
2		*	5233.375	84.005	80.169	N/A	N/A	3.836	AV

Note: Measure Level (dBμV/m) = Reading Level (dBμV) + Factor (dB)

Factor (dB) = Cable Loss (dB) + Antenna Factor (dB/m) - Pre_Amplifier Gain (dB)

Site: WZ-AC1	Time: 2021/08/05 - 00:35
Limit: FCC_Part15.209_RE(3m)	Engineer: Hyde Yu
Probe: WZ-AC1_BBHA9120D_1-18GHz	Polarity: Vertical
EUT: 802.11ac Dual Band Module	Power: AC 120V/60Hz
Test Mode: Transmit by 802.11ac-VHT80 at Channel 5210MHz Ant 0+1	

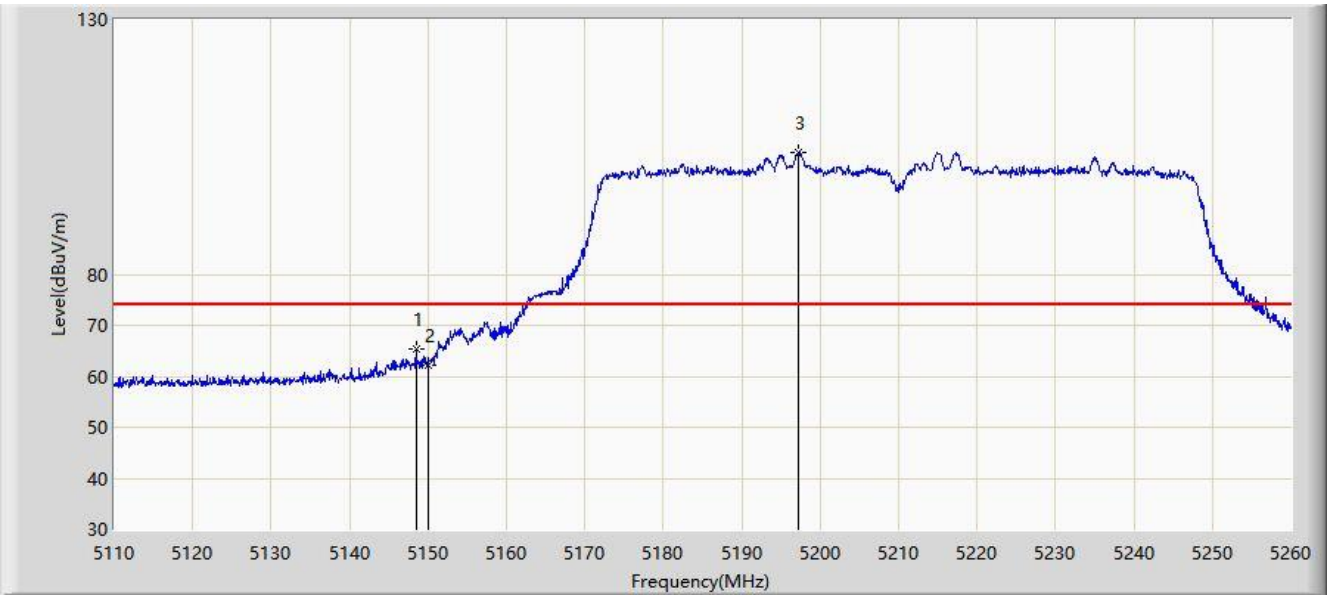

No	Flag	Mark	Frequency (MHz)	Measure Level (dBμV/m)	Reading Level (dBμV)	Margin (dB)	Limit (dBμV/m)	Factor (dB)	Type
1			5148.475	65.274	61.251	-8.726	74.000	4.023	PK
2			5150.000	62.067	58.038	-11.933	74.000	4.029	PK
3		*	5197.150	103.821	99.767	N/A	N/A	4.054	PK

Note: Measure Level (dBμV/m) = Reading Level (dBμV) + Factor (dB)

Factor (dB) = Cable Loss (dB) + Antenna Factor (dB/m) - Pre_Amplifier Gain (dB)

Site: WZ-AC1	Time: 2021/08/05 - 00:33
Limit: FCC_Part15.209_RE(3m)	Engineer: Hyde Yu
Probe: WZ-AC1_BBHA9120D_1-18GHz	Polarity: Vertical
EUT: 802.11ac Dual Band Module	Power: AC 120V/60Hz
Test Mode: Transmit by 802.11ac-VHT80 at Channel 5210MHz Ant 0+1	

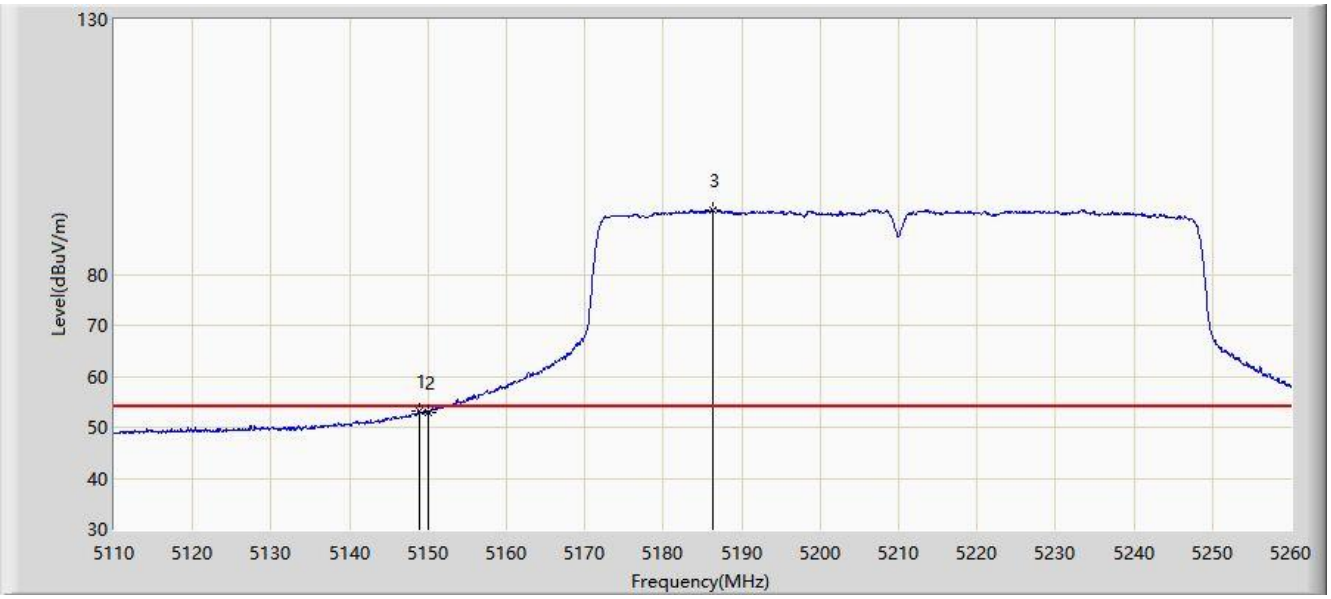

No	Flag	Mark	Frequency (MHz)	Measure Level (dBμV/m)	Reading Level (dBμV)	Margin (dB)	Limit (dBμV/m)	Factor (dB)	Type
1			5148.850	53.146	49.122	-0.854	54.000	4.023	AV
2			5150.000	53.005	48.976	-0.995	54.000	4.029	AV
3		*	5186.350	92.699	88.652	N/A	N/A	4.047	AV

Note: Measure Level (dBμV/m) = Reading Level (dBμV) + Factor (dB)

Factor (dB) = Cable Loss (dB) + Antenna Factor (dB/m) - Pre_Amplifier Gain (dB)

Site: WZ-AC1	Time: 2021/08/05 - 00:49
Limit: FCC_Part15.209_RE(3m)	Engineer: Hyde Yu
Probe: WZ-AC1_BBHA9120D_1-18GHz	Polarity: Horizontal
EUT: 802.11ac Dual Band Module	Power: AC 120V/60Hz
Test Mode: Transmit by 802.11ac-VHT80 at Channel 5290MHz Ant 0+1	

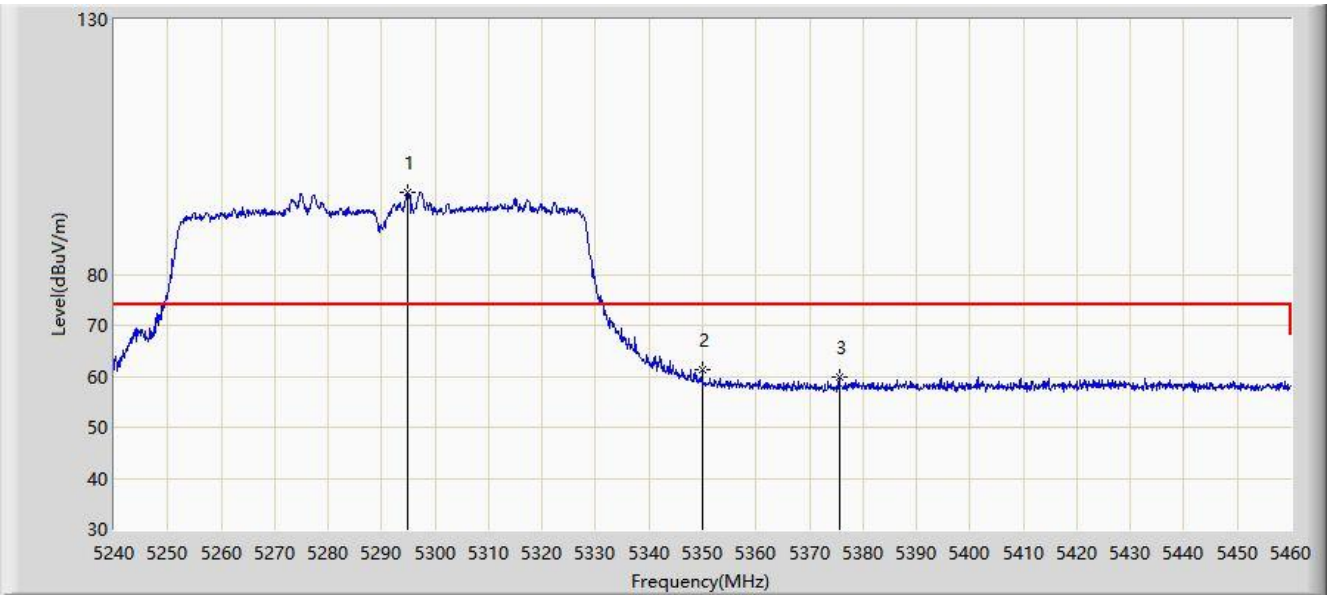

No	Flag	Mark	Frequency (MHz)	Measure Level (dBμV/m)	Reading Level (dBμV)	Margin (dB)	Limit (dBμV/m)	Factor (dB)	Type
1		*	5294.890	96.027	92.273	N/A	N/A	3.755	PK
2			5350.000	61.421	57.404	-12.579	74.000	4.017	PK
3			5375.520	59.968	55.947	-14.032	74.000	4.020	PK

Note: Measure Level (dBμV/m) = Reading Level (dBμV) + Factor (dB)

Factor (dB) = Cable Loss (dB) + Antenna Factor (dB/m) - Pre_Amplifier Gain (dB)

Site: WZ-AC1	Time: 2021/08/05 - 00:51
Limit: FCC_Part15.209_RE(3m)	Engineer: Hyde Yu
Probe: WZ-AC1_BBHA9120D_1-18GHz	Polarity: Horizontal
EUT: 802.11ac Dual Band Module	Power: AC 120V/60Hz
Test Mode: Transmit by 802.11ac-VHT80 at Channel 5290MHz Ant 0+1	

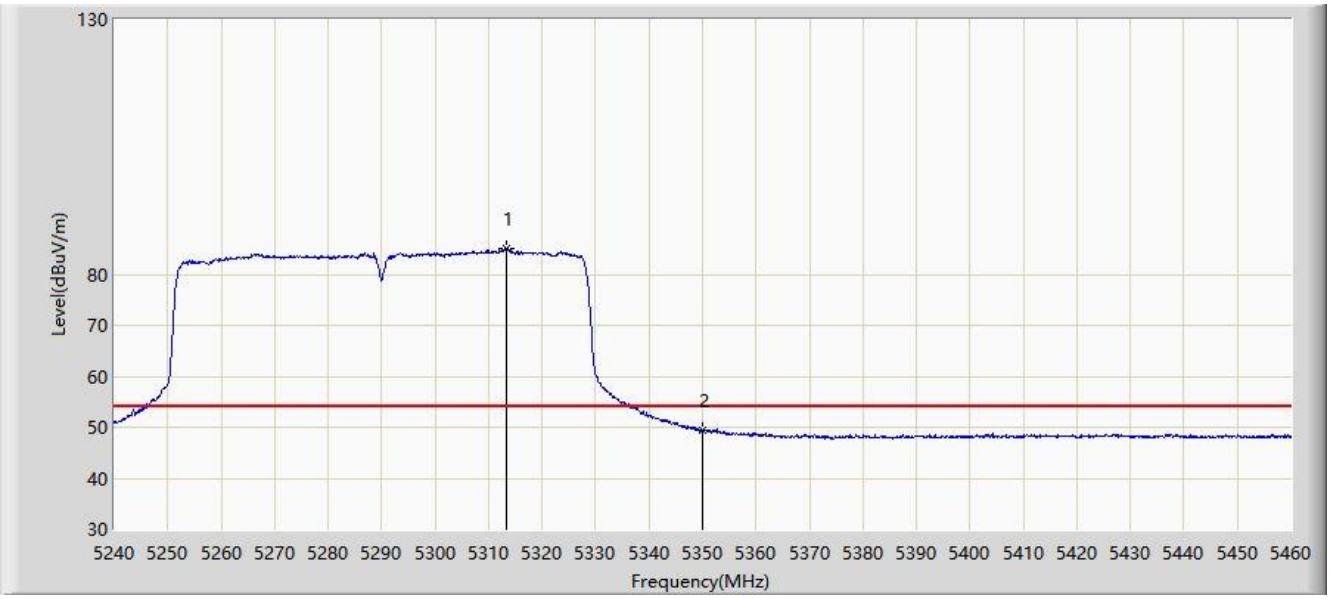

No	Flag	Mark	Frequency (MHz)	Measure Level (dBμV/m)	Reading Level (dBμV)	Margin (dB)	Limit (dBμV/m)	Factor (dB)	Type
1		*	5313.370	85.135	81.319	N/A	N/A	3.816	AV
2			5350.000	49.312	45.295	-4.688	54.000	4.017	AV

Note: Measure Level (dBμV/m) = Reading Level (dBμV) + Factor (dB)

Factor (dB) = Cable Loss (dB) + Antenna Factor (dB/m) - Pre_Amplifier Gain (dB)

Site: WZ-AC1	Time: 2021/08/05 - 00:47
Limit: FCC_Part15.209_RE(3m)	Engineer: Hyde Yu
Probe: WZ-AC1_BBHA9120D_1-18GHz	Polarity: Vertical
EUT: 802.11ac Dual Band Module	Power: AC 120V/60Hz
Test Mode: Transmit by 802.11ac-VHT80 at Channel 5290MHz Ant 0+1	

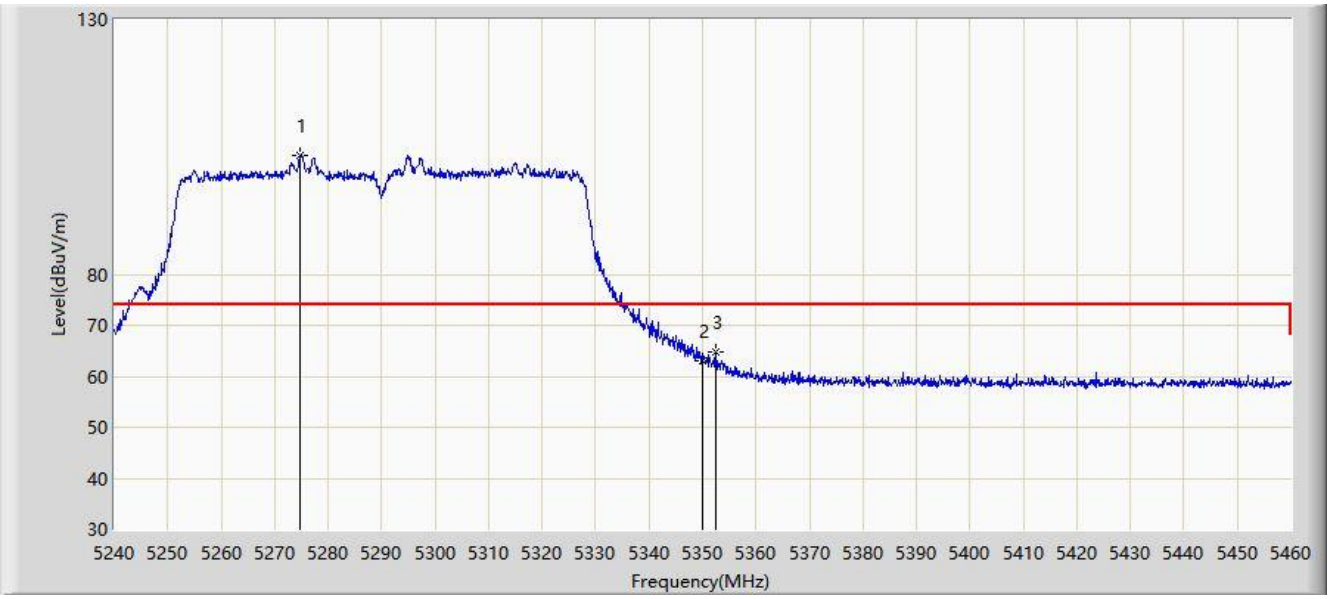

No	Flag	Mark	Frequency (MHz)	Measure Level (dBμV/m)	Reading Level (dBμV)	Margin (dB)	Limit (dBμV/m)	Factor (dB)	Type
1		*	5274.870	103.201	99.261	N/A	N/A	3.940	PK
2			5350.000	62.920	58.903	-11.080	74.000	4.017	PK
3			5352.420	64.749	60.720	-9.251	74.000	4.028	PK

Note: Measure Level (dBμV/m) = Reading Level (dBμV) + Factor (dB)

Factor (dB) = Cable Loss (dB) + Antenna Factor (dB/m) - Pre_Amplifier Gain (dB)

Site: WZ-AC1	Time: 2021/08/05 - 00:45
Limit: FCC_Part15.209_RE(3m)	Engineer: Hyde Yu
Probe: WZ-AC1_BBHA9120D_1-18GHz	Polarity: Vertical
EUT: 802.11ac Dual Band Module	Power: AC 120V/60Hz
Test Mode: Transmit by 802.11ac-VHT80 at Channel 5290MHz Ant 0+1	

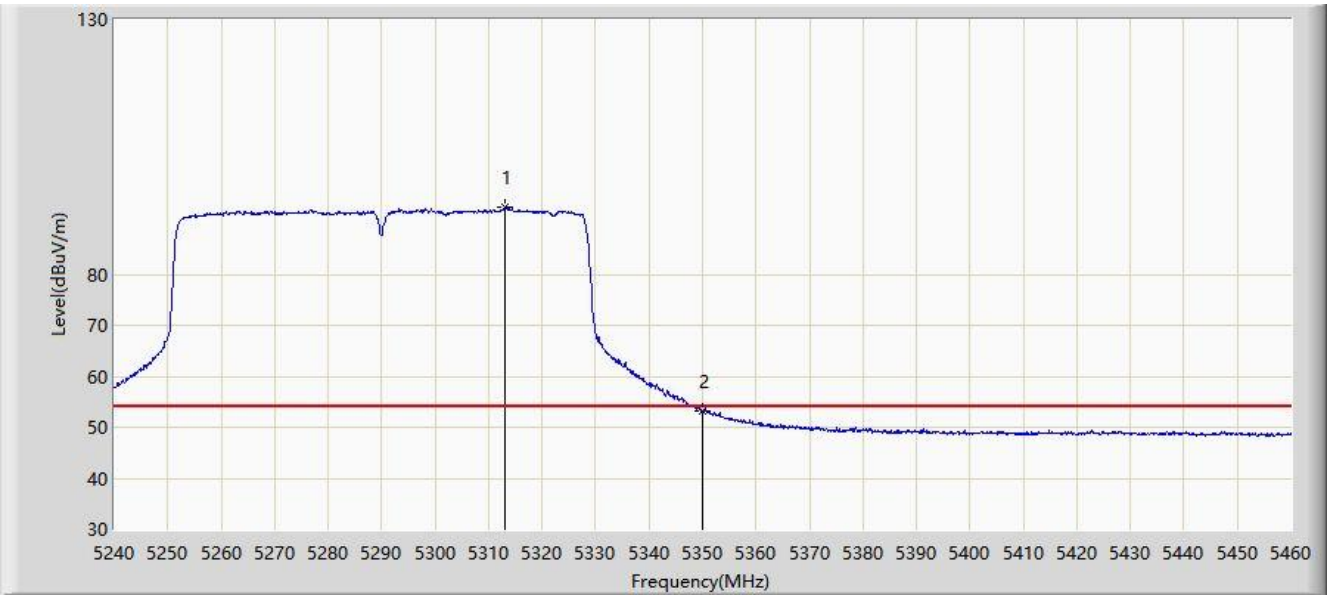

No	Flag	Mark	Frequency (MHz)	Measure Level (dBµV/m)	Reading Level (dBµV)	Margin (dB)	Limit (dBµV/m)	Factor (dB)	Type
1		*	5313.150	93.298	89.482	N/A	N/A	3.816	AV
2			5350.000	53.305	49.288	-0.695	54.000	4.017	AV

Note: Measure Level (dBµV/m) = Reading Level (dBµV) + Factor (dB)

Factor (dB) = Cable Loss (dB) + Antenna Factor (dB/m) - Pre_Amplifier Gain (dB)

Site: WZ-AC1	Time: 2021/08/05 - 00:59
Limit: FCC_Part15.209_RE(3m)	Engineer: Hyde Yu
Probe: WZ-AC1_BBHA9120D_1-18GHz	Polarity: Horizontal
EUT: 802.11ac Dual Band Module	Power: AC 120V/60Hz
Test Mode: Transmit by 802.11ac-VHT80 at Channel 5530MHz Ant 0+1	

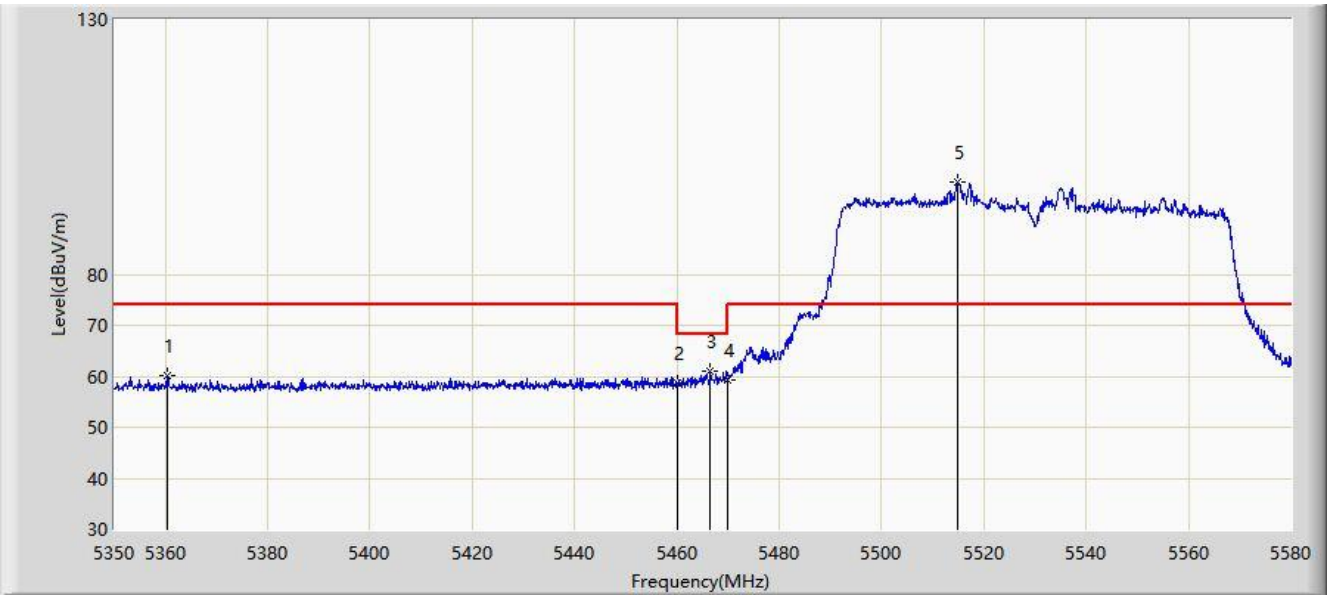

No	Flag	Mark	Frequency (MHz)	Measure Level (dBμV/m)	Reading Level (dBμV)	Margin (dB)	Limit (dBμV/m)	Factor (dB)	Type
1			5360.235	60.031	56.015	-13.969	74.000	4.016	PK
2			5460.000	58.568	54.306	-15.432	74.000	4.261	PK
3			5466.495	61.032	56.808	-7.168	68.200	4.224	PK
4			5470.000	59.359	55.155	-8.841	68.200	4.204	PK
5		*	5514.910	98.014	93.513	N/A	N/A	4.501	PK

Note: Measure Level (dBμV/m) = Reading Level (dBμV) + Factor (dB)

Factor (dB) = Cable Loss (dB) + Antenna Factor (dB/m) - Pre_Amplifier Gain (dB)

Site: WZ-AC1	Time: 2021/08/05 - 01:01
Limit: FCC_Part15.209_RE(3m)	Engineer: Hyde Yu
Probe: WZ-AC1_BBHA9120D_1-18GHz	Polarity: Horizontal
EUT: 802.11ac Dual Band Module	Power: AC 120V/60Hz
Test Mode: Transmit by 802.11ac-VHT80 at Channel 5530MHz Ant 0+1	

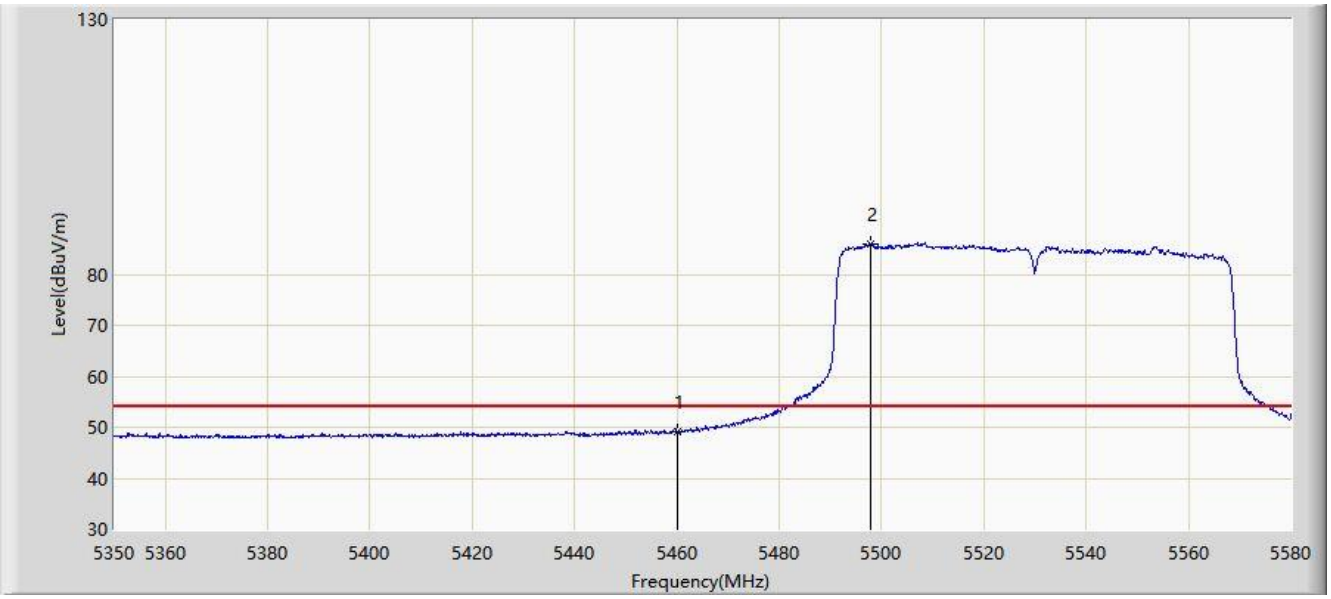

No	Flag	Mark	Frequency (MHz)	Measure Level (dBμV/m)	Reading Level (dBμV)	Margin (dB)	Limit (dBμV/m)	Factor (dB)	Type
1			5460.000	48.989	44.727	-5.011	54.000	4.261	AV
2		*	5497.890	86.080	81.737	N/A	N/A	4.343	AV

Note: Measure Level (dBμV/m) = Reading Level (dBμV) + Factor (dB)

Factor (dB) = Cable Loss (dB) + Antenna Factor (dB/m) - Pre_Amplifier Gain (dB)

Site: WZ-AC1	Time: 2021/08/05 - 00:57
Limit: FCC_Part15.209_RE(3m)	Engineer: Hyde Yu
Probe: WZ-AC1_BBHA9120D_1-18GHz	Polarity: Vertical
EUT: 802.11ac Dual Band Module	Power: AC 120V/60Hz
Test Mode: Transmit by 802.11ac-VHT80 at Channel 5530MHz Ant 0+1	

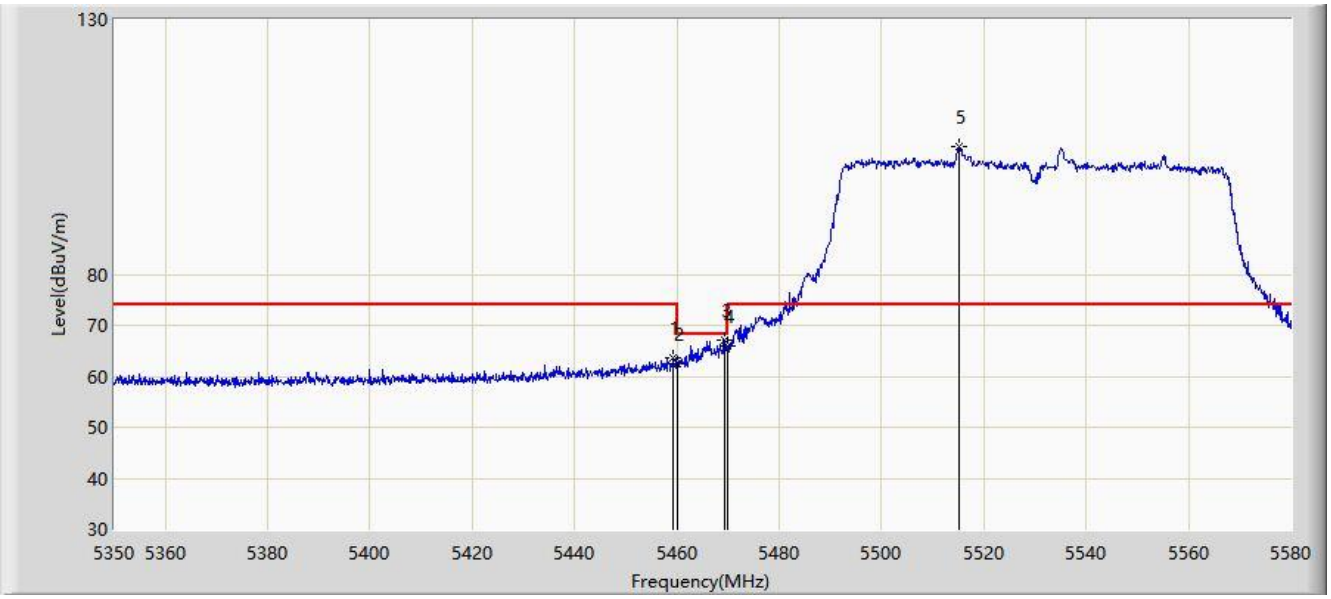

No	Flag	Mark	Frequency (MHz)	Measure Level (dBμV/m)	Reading Level (dBμV)	Margin (dB)	Limit (dBμV/m)	Factor (dB)	Type
1			5459.250	63.639	59.373	-10.361	74.000	4.266	PK
2			5460.000	62.479	58.217	-11.521	74.000	4.261	PK
3			5469.370	67.241	63.033	-0.959	68.200	4.207	PK
4			5470.000	66.005	61.801	-2.195	68.200	4.204	PK
5		*	5515.140	104.929	100.427	N/A	N/A	4.501	PK

Note: Measure Level (dBμV/m) = Reading Level (dBμV) + Factor (dB)

Factor (dB) = Cable Loss (dB) + Antenna Factor (dB/m) - Pre_Amplifier Gain (dB)

Site: WZ-AC1	Time: 2021/08/05 - 00:54
Limit: FCC_Part15.209_RE(3m)	Engineer: Hyde Yu
Probe: WZ-AC1_BBHA9120D_1-18GHz	Polarity: Vertical
EUT: 802.11ac Dual Band Module	Power: AC 120V/60Hz
Test Mode: Transmit by 802.11ac-VHT80 at Channel 5530MHz Ant 0+1	

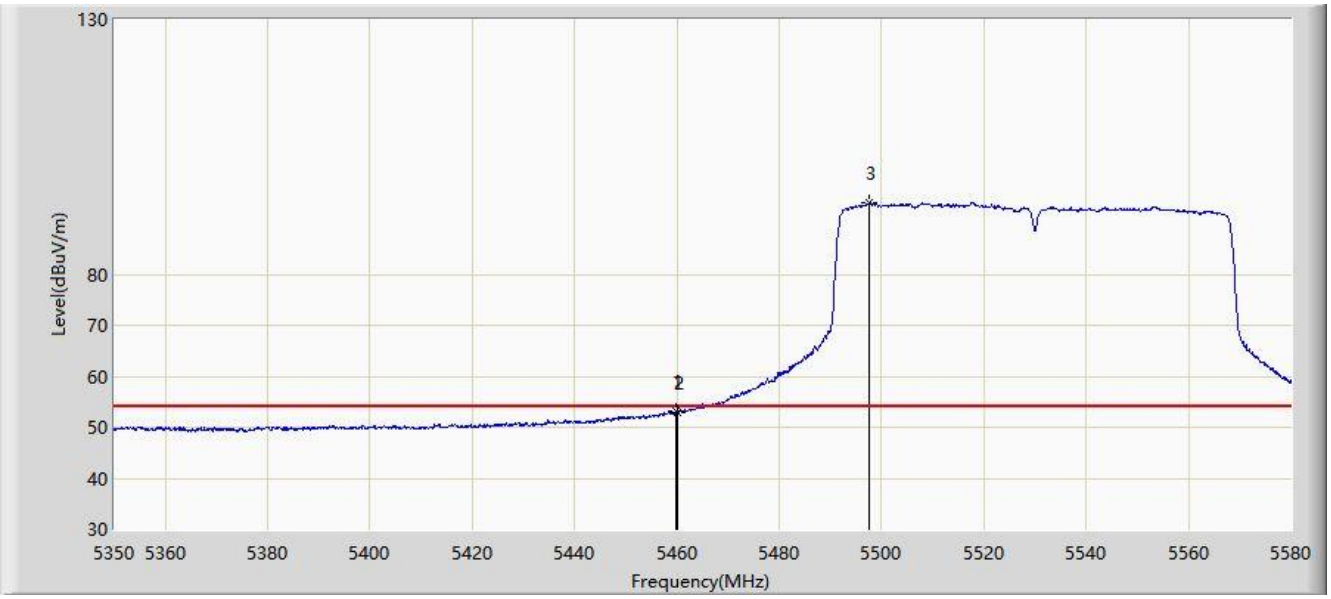

No	Flag	Mark	Frequency (MHz)	Measure Level (dBμV/m)	Reading Level (dBμV)	Margin (dB)	Limit (dBμV/m)	Factor (dB)	Type
1			5459.710	53.305	49.042	-0.695	54.000	4.263	AV
2			5460.000	52.835	48.573	-1.165	54.000	4.261	AV
3		*	5497.660	93.945	89.605	N/A	N/A	4.340	AV

Note: Measure Level (dBμV/m) = Reading Level (dBμV) + Factor (dB)

Factor (dB) = Cable Loss (dB) + Antenna Factor (dB/m) - Pre_Amplifier Gain (dB)

Site: WZ-AC1	Time: 2021/08/05 - 23:03
Limit: FCC_Part15.209_RE(3m)	Engineer: Hyde Yu
Probe: WZ-AC1_BBHA9120D_1-18GHz	Polarity: Horizontal
EUT: 802.11ac Dual Band Module	Power: AC 120V/60Hz
Test Mode: Transmit by 802.11ac-VHT80 at Channel 5610MHz Ant 0+1	

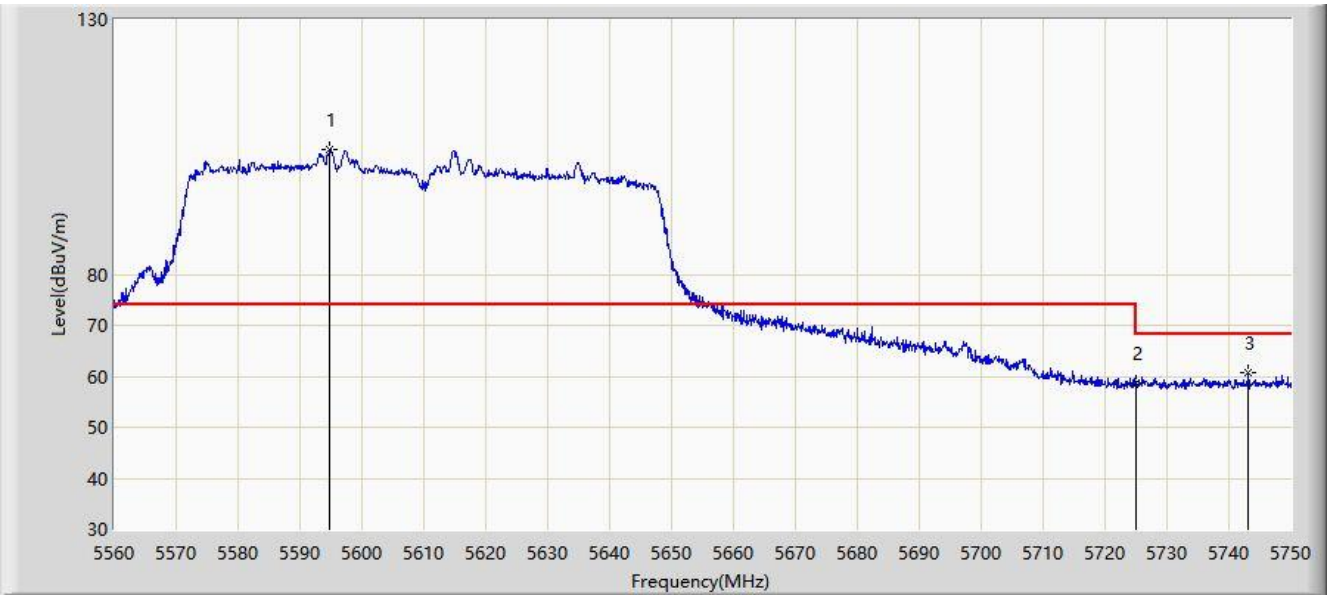

No	Flag	Mark	Frequency (MHz)	Measure Level (dBμV/m)	Reading Level (dBμV)	Margin (dB)	Limit (dBμV/m)	Factor (dB)	Type
1		*	5594.865	104.454	100.062	N/A	N/A	4.392	PK
2			5725.000	58.797	54.286	-9.403	68.200	4.511	PK
3			5743.160	60.653	56.151	-7.547	68.200	4.502	PK

Note: Measure Level (dBμV/m) = Reading Level (dBμV) + Factor (dB)

Factor (dB) = Cable Loss (dB) + Antenna Factor (dB/m) - Pre_Amplifier Gain (dB)

Site: WZ-AC1	Time: 2021/08/05 - 23:02
Limit: FCC_Part15.209_RE(3m)	Engineer: Hyde Yu
Probe: WZ-AC1_BBHA9120D_1-18GHz	Polarity: Vertical
EUT: 802.11ac Dual Band Module	Power: AC 120V/60Hz
Test Mode: Transmit by 802.11ac-VHT80 at Channel 5610MHz Ant 0+1	

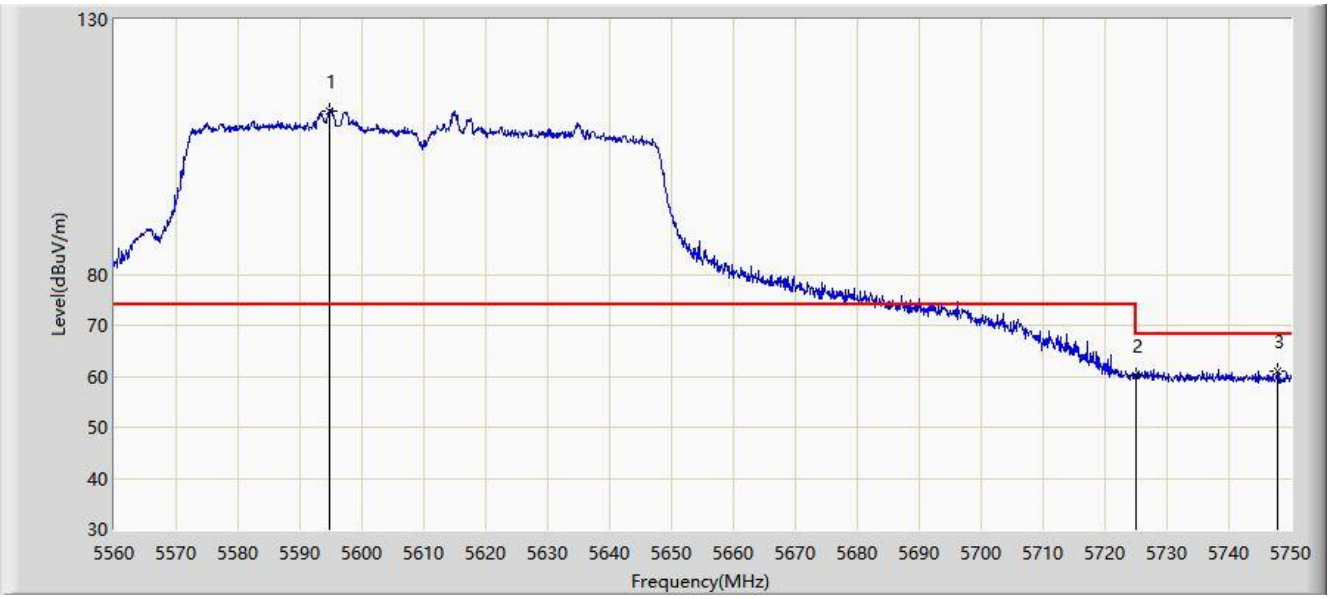

No	Flag	Mark	Frequency (MHz)	Measure Level (dBμV/m)	Reading Level (dBμV)	Margin (dB)	Limit (dBμV/m)	Factor (dB)	Type
1		*	5594.675	112.171	107.779	N/A	N/A	4.393	PK
2			5725.000	60.250	55.739	-7.950	68.200	4.511	PK
3			5747.910	61.118	56.576	-7.082	68.200	4.542	PK

Note: Measure Level (dBμV/m) = Reading Level (dBμV) + Factor (dB)

Factor (dB) = Cable Loss (dB) + Antenna Factor (dB/m) - Pre_Amplifier Gain (dB)

Site: WZ-AC1	Time: 2021/08/05 - 01:06
Limit: FCC_Part15.407_RE(3m)	Engineer: Hyde Yu
Probe: WZ-AC1_BBHA9120D_1-18GHz	Polarity: Horizontal
EUT: 802.11ac Dual Band Module	Power: AC 120V/60Hz
Test Mode: Transmit by 802.11ac-VHT80 at Channel 5775MHz Ant 0+1	

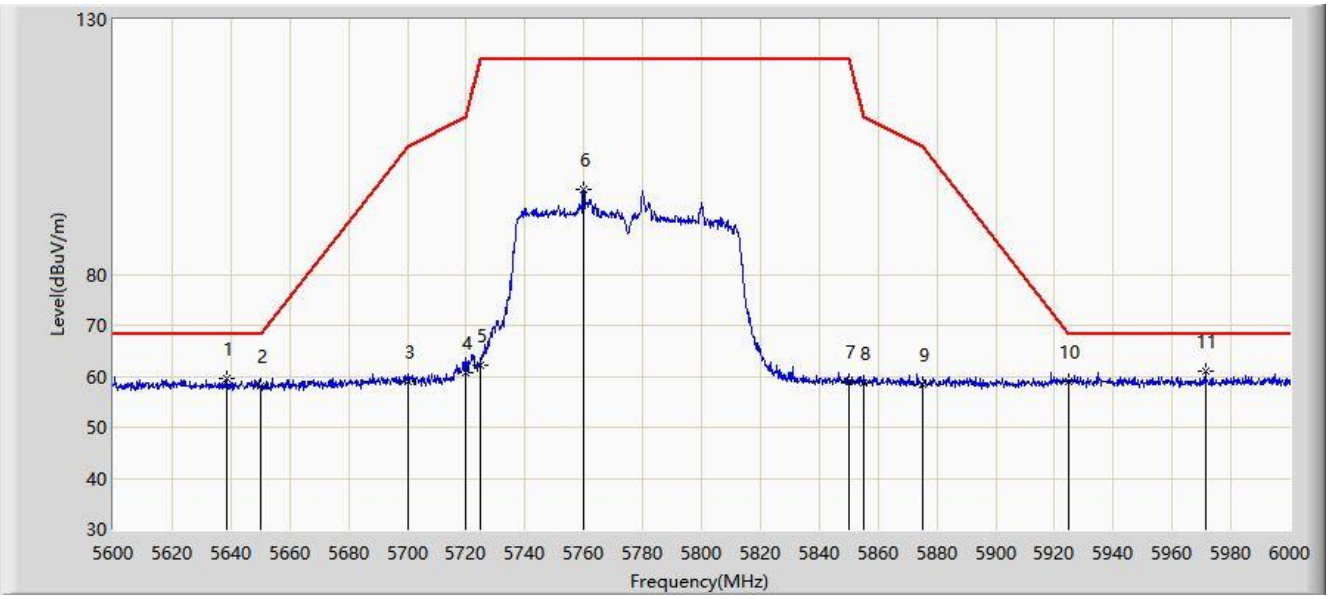

No	Flag	Mark	Frequency (MHz)	Measure Level (dBμV/m)	Reading Level (dBμV)	Margin (dB)	Limit (dBμV/m)	Factor (dB)	Type
1			5638.800	59.658	55.363	-8.542	68.200	4.294	PK
2			5650.000	58.025	53.692	-10.175	68.200	4.333	PK
3			5700.000	58.997	54.445	-46.203	105.200	4.551	PK
4			5720.000	60.717	56.204	-50.083	110.800	4.513	PK
5			5725.000	62.267	57.756	-59.933	122.200	4.511	PK
6			5759.800	96.603	91.931	-25.597	122.200	4.672	PK
7			5850.000	58.932	54.137	-63.268	122.200	4.795	PK
8			5855.000	58.781	53.985	-52.019	110.800	4.796	PK
9			5875.000	58.279	53.489	-46.921	105.200	4.790	PK
10			5925.000	59.007	53.944	-9.193	68.200	5.063	PK
11		*	5971.200	60.955	56.118	-7.245	68.200	4.837	PK

Note: Measure Level (dBμV/m) = Reading Level (dBμV) + Factor (dB)

Factor (dB) = Cable Loss (dB) + Antenna Factor (dB/m) - Pre_Amplifier Gain (dB)

Site: WZ-AC1	Time: 2021/08/05 - 01:04
Limit: FCC_Part15.407_RE(3m)	Engineer: Hyde Yu
Probe: WZ-AC1_BBHA9120D_1-18GHz	Polarity: Vertical
EUT: 802.11ac Dual Band Module	Power: AC 120V/60Hz
Test Mode: Transmit by 802.11ac-VHT80 at Channel 5775MHz Ant 0+1	

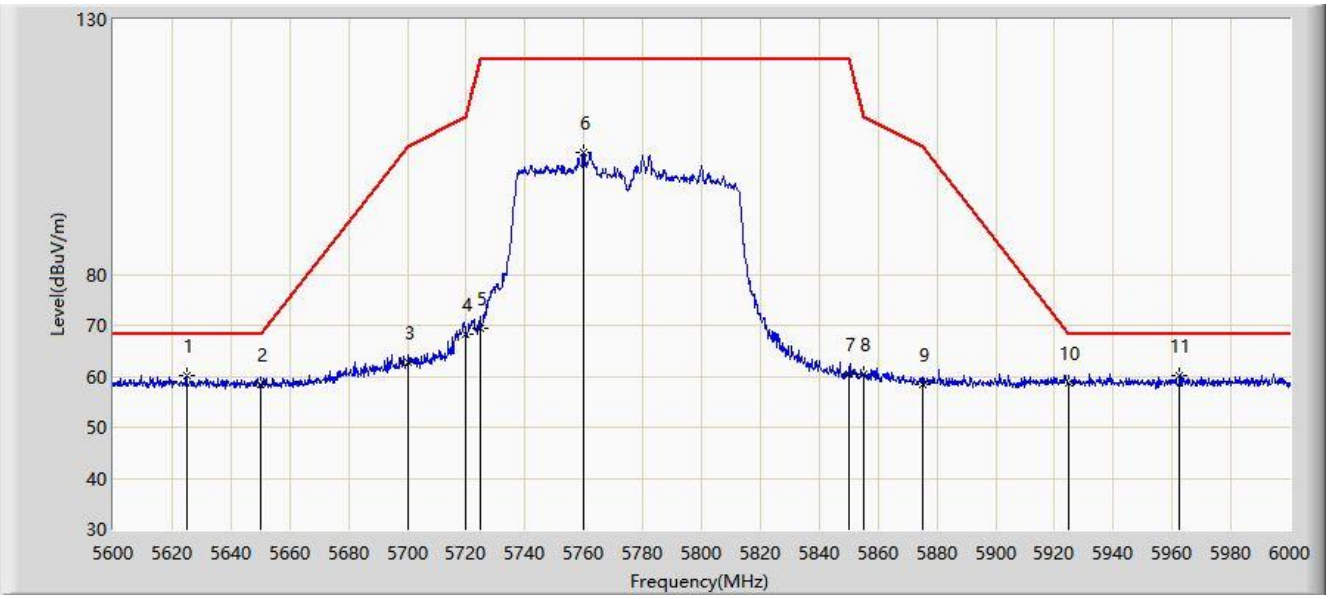

No	Flag	Mark	Frequency (MHz)	Measure Level (dBμV/m)	Reading Level (dBμV)	Margin (dB)	Limit (dBμV/m)	Factor (dB)	Type
1			5625.000	60.037	55.560	-8.163	68.200	4.477	PK
2			5650.000	58.422	54.089	-9.778	68.200	4.333	PK
3			5700.000	62.649	58.097	-42.551	105.200	4.551	PK
4			5720.000	68.213	63.700	-42.587	110.800	4.513	PK
5			5725.000	69.376	64.865	-52.824	122.200	4.511	PK
6			5759.800	103.927	99.255	-18.273	122.200	4.672	PK
7			5850.000	60.382	55.587	-61.818	122.200	4.795	PK
8			5855.000	60.575	55.779	-50.225	110.800	4.796	PK
9			5875.000	58.346	53.556	-46.854	105.200	4.790	PK
10			5925.000	58.708	53.645	-9.492	68.200	5.063	PK
11		*	5962.600	60.287	55.493	-7.913	68.200	4.793	PK

Note: Measure Level (dBμV/m) = Reading Level (dBμV) + Factor (dB)

Factor (dB) = Cable Loss (dB) + Antenna Factor (dB/m) - Pre_Amplifier Gain (dB)

5.10. AC Conducted Emissions Measurement

5.10.1.Test Limit

FCC Part 15.207 Limit		
Frequency (MHz)	QP (dBμV)	AV (dBμV)
0.15 - 0.50	66 - 56	56 - 46
0.50 - 5.0	56	46
5.0 - 30	60	50
Note 1: The lower limit shall apply at the transition frequencies. Note 2: The limit decreases linearly with the logarithm of the frequency in the range 0.15MHz to 0.5MHz.		

5.10.2.Test Setting

The EUT was setup according to ANSI C63.4, 2014 and tested according to KDB 789033 for compliance to FCC 47 CFR 15.207 requirements. The EUT was placed on a platform of nominal size, 1 m by 1.5 m, raised 80 cm above the conducting ground plane. The vertical conducting plane was located 40 cm to the rear of the EUT. All other surfaces of EUT were at least 80 cm from any other grounded conducting surface. The EUT and simulators are connected to the main power through a line impedance stabilization network (LISN). The LISN provides a 50 ohm /50uH coupling impedance for the measuring equipment. The peripheral devices are also connected to the main power through a LISN. (Please refer to the block diagram of the test setup and photographs) Each current-carrying conductor of the EUT power cord, except the ground (safety) conductor, was individually connected through a LISN to the input power source.

The excess length of the power cord between the EUT and the LISN receptacle were folded back and forth at the center of the lead to form a bundle not exceeding 40 cm in length.

Conducted emissions were investigated over the frequency range from 0.15MHz to 30MHz using a receiver bandwidth of 9kHz.

5.10.3.Test Setup

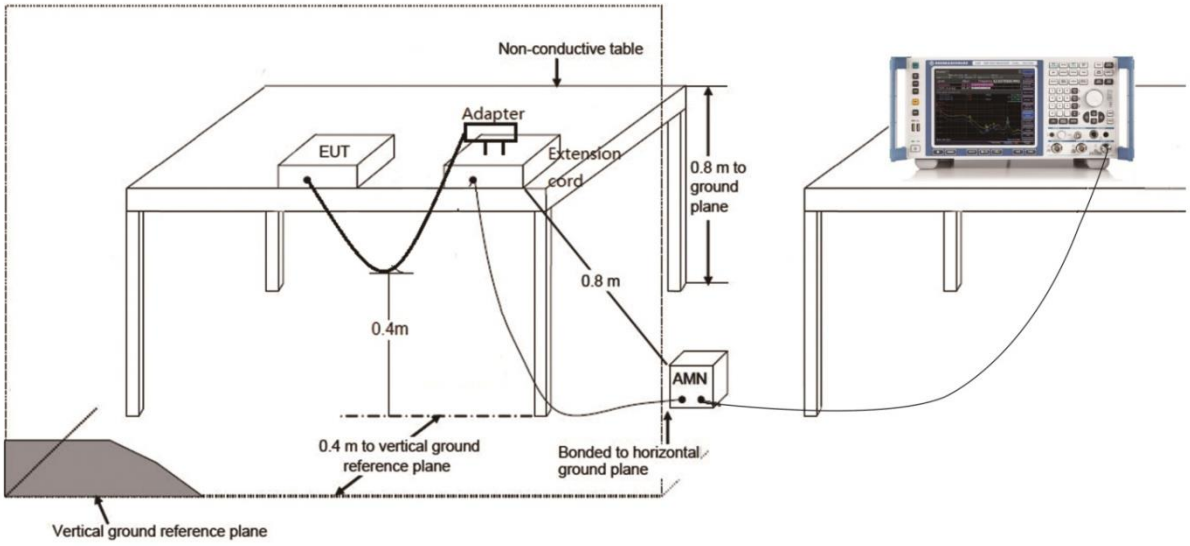

5.10.4.Test Result

Site: WZ-SR2	Time: 2021/08/12 - 09:27
Limit: FCC_Part15.207_CE_AC Power	Engineer: Messiah Li
Probe: ENV216_101683_Filter Off_E	Polarity: Line
EUT: 802.11ac Dual Band Module	Power: AC 120V/60Hz
Test Mode: Transmit by 802.11ac-VHT80 at Channel 5775MHz	

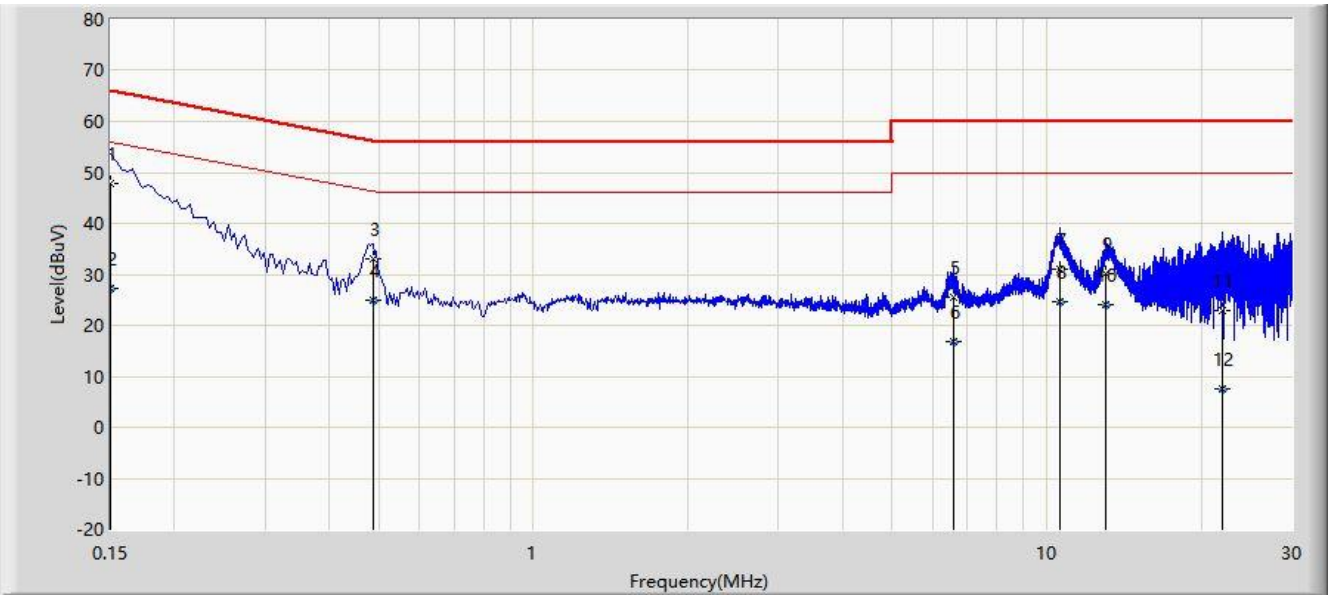

No	Flag	Mark	Frequency (MHz)	Measure Level (dBμV)	Reading Level (dBμV)	Margin (dB)	Limit (dBμV)	Factor (dB)	Type
1		*	0.150	47.856	37.868	-18.144	66.000	9.989	QP
2			0.150	27.379	17.390	-28.621	56.000	9.989	AV
3			0.486	32.962	22.949	-23.273	56.236	10.014	QP
4			0.486	24.891	14.877	-21.345	46.236	10.014	AV
5			6.574	25.374	13.882	-34.626	60.000	11.492	QP
6			6.574	16.681	5.188	-33.319	50.000	11.492	AV
7			10.638	30.894	18.243	-29.106	60.000	12.651	QP
8			10.638	24.747	12.096	-25.253	50.000	12.651	AV
9			13.066	30.139	16.800	-29.861	60.000	13.339	QP
10			13.066	24.033	10.694	-25.967	50.000	13.339	AV
11			21.930	23.007	6.626	-36.993	60.000	16.382	QP
12			21.930	7.642	-8.740	-42.358	50.000	16.382	AV

Note: Measure Level (dBμV) = Reading Level (dBμV) + Factor (dB)

Factor (dB) = Cable Loss (dB) + LISN Factor (dB)

Site: WZ-SR2	Time: 2021/08/12 - 09:36
Limit: FCC_Part15.207_CE_AC Power	Engineer: Messiah Li
Probe: ENV216_101683_Filter Off_E	Polarity: Neutral
EUT: 802.11ac Dual Band Module	Power: AC 120V/60Hz
Test Mode: Transmit by 802.11ac-VHT80 at Channel 5775MHz	

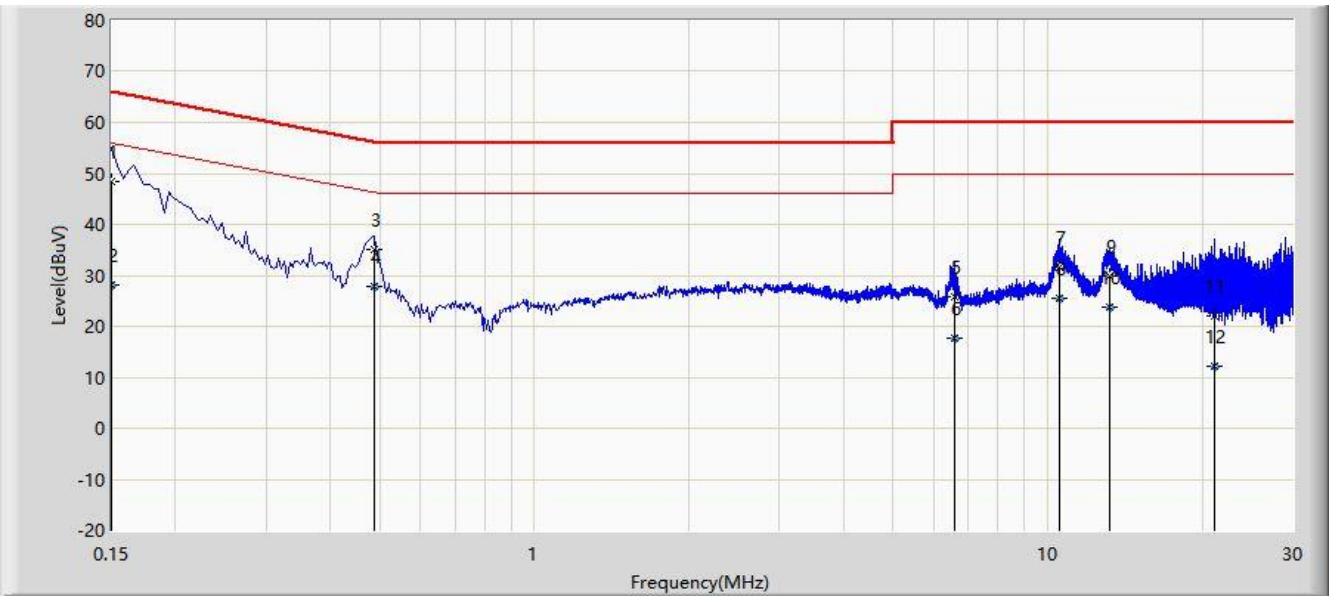

No	Flag	Mark	Frequency (MHz)	Measure Level (dBμV)	Reading Level (dBμV)	Margin (dB)	Limit (dBμV)	Factor (dB)	Type
1		*	0.150	48.453	38.420	-17.547	66.000	10.033	QP
2			0.150	28.051	18.019	-27.949	56.000	10.033	AV
3			0.486	34.959	24.910	-21.277	56.236	10.049	QP
4			0.486	27.785	17.736	-18.451	46.236	10.049	AV
5			6.586	25.788	14.232	-34.212	60.000	11.555	QP
6			6.586	17.662	6.106	-32.338	50.000	11.555	AV
7			10.530	31.625	18.893	-28.375	60.000	12.732	QP
8			10.530	25.387	12.655	-24.613	50.000	12.732	AV
9			13.226	29.919	16.411	-30.081	60.000	13.508	QP
10			13.226	23.908	10.400	-26.092	50.000	13.508	AV
11			21.166	21.891	5.866	-38.109	60.000	16.025	QP
12			21.166	12.128	-3.896	-37.872	50.000	16.025	AV

Note: Measure Level (dBμV) = Reading Level (dBμV) + Factor (dB)

Factor (dB) = Cable Loss (dB) + LISN Factor (dB)

6. CONCLUSION

The data collected relate only the item(s) tested and show that the device is in compliance with Part 15E of the FCC Rules.

The End

Appendix A - Test Setup Photograph

Refer to “2103RSU076-UT” file.

Appendix B - EUT Photograph

Refer to “2103RSU076-UE” file.