DEKRA Testing and Certification (Suzhou) Co., Ltd.
No.99 Hongye Rd., Suzhou Industrial Park, Suzhou, 215006, Jiangsu, China
TEL: +86-512-6251-5088 / FAX: +86-512-6251-5098

Test report No:
2480675R-RF-US-P09V01

FCC TEST REPORT

Product Name	WiFi 7 (802.11be) 2x2 Dual Band Dual Concurrent Wireless Module
Model and /or type reference	WLE7002E25, WLTE7002E25, WLTB7002E25
Trademark	COMPEX
FCC ID	TK4WLE7002E25
IC	7849A-WLE7002E25
Applicant´s name / address	Compex Systems Pte Ltd No 178 Paya Lebar Road #05-05 Singapore 409030
Test method requested, standard	47 CFR FCC Part 15 (Section 15.407) ANSI C63.10: 2013 RSS-Gen Issue 5 RSS-247 Issue 3
Verdict Summary	IN COMPLIANCE
Documented by (name / position & signature)	Jun Xu/ Project Engineer
Approved by (name / position & signature)	Jack Zhang/ Manager
Date of issue	2024-10-29
Report Version	V1.0
Report template No	Template_FCC-RF-V1.0

INDEX

page

General conditions 5
Environmental conditions 5
Possible test case verdicts 6
Abbreviations 6
Document History 7
Remarks and Comments 7
Used Equipment 8
Uncertainty 11
1 General Information 12
1.1 General Description of the Item(s) 12
1.2 Antenna Information 14
1.3 Channel List 17
1.4 Data Rate 19
2 Description of Test Setup 22
2.1 Operating mode(s) used for tests 22
2.2 Auxiliary equipment / Test software for the EUT 23
2.3 Test Configuration / Block diagram used for tests 24
2.4 Testing process 25
3 Verdict summary section 26
3.1 Standards 26
3.2 Deviation(s) from the Standard(s) / Test Specification(s) 26
3.3 Overview of results 27
3.4 Test Matrix 29
3.5 Test Facility 30
4 Test Results 31
4.1 AC Power Line Conducted Emission 31
4.1.1 Limit 31
4.1.2 Test Setup 31
4.1.3 Test Procedure 31
4.2 Radiated Emissions 32
4.2.1 Limit 32
4.2.2 Test Setup 34
4.2.3 Test Procedure 35
4.3 Emission bandwidth 36

4.3.1 Limit 36
4.3.2 Test Setup 36
4.3.3 Test Procedure 36
4.4 6dB bandwidth 37
4.4.1 Limit 37
4.4.2 Test Setup 37
4.4.3 Test Procedure 37
4.5 Duty cycle 38
4.5.1 Limit 38
4.5.2 Test Setup 38
4.5.3 Test Procedure 38
4.6 Power Output 39
4.6.1 Limit 39
4.6.2 Test Setup 41
4.6.3 Test Procedure 41
4.7 Maximum Power Spectral Density 43
4.7.1 Limit 43
4.7.2 Test Setup 45
4.7.3 Test Procedure 45
4.8 Radiated Emission Band Edge 46
4.8.1 Limit 46
4.8.2 Test Setup 48
4.8.3 Test Procedure 48
4.9 Frequency Stability 50
4.9.1 Limit: 50
4.9.2 Test Setup 50
4.9.3 Test Procedure 50
4.10 Antenna Requirement 51
4.10.1 Limit: 51
4.10.2 Antenna Connector Construction: 51
5 Test setup photo and EUT Photo 52
6 Test Result 53
Appendix A: Radiated Emission 53
Appendix B: Emission bandwidth and occupied bandwidth 315
Emission Bandwidth ： 315
Appendix C: 6dB Emission Bandwidth 439
Appendix D: Duty cycle 454

Appendix E: Power Output 515
Appendix F: Maximum Power Spectral Density 546
Appendix G: Radiated Emission Band Edge 570
Appendix H: Frequency Stability 706

COMPETENCES AND GUARANTEES

DEKRA is a testing laboratory competent to carry out the tests described in this report.
In order to assure the traceability to other national and international laboratories, DEKRA has a calibration and maintenance program for its measurement equipment.

DEKRA guarantees the reliability of the data presented in this report, which is the result of the measurements and the tests performed to the item under test on the date and under the conditions stated in the report and it is based on the knowledge and technical facilities available at DEKRA at the time of performance of the test.

DEKRA is liable to the client for the maintenance of the confidentiality of all information related to the item under test and the results of the test.

The results presented in this Test Report apply only to the particular item under test established in this document.

IMPORTANT: No parts of this report may be reproduced or quoted out of context, in any form or by any means, except in full, without the previous written permission of DEKRA.

GENERAL CONDITIONS

Test Location A	No. 99, Hongye Road, Suzhou Industrial Park Suzhou, 215006, P.R. China
Test Location B	No. 8213, Fanhua Avenue, Baohe District, Hefei City, Anhui Province, China
Date(receive sample)	Aug. 26, 2024
Date (start test)	Aug. 27, 2024
Date (finish test)	Sep. 30, 2024

1. This report is only referred to the item that has undergone the test.
2. This report does not constitute or imply on its own an approval of the product by the Certification Bodies or Competent Authorities.
3. This document is only valid if complete; no partial reproduction can be made without previous written permission of DEKRA.
4. This test report cannot be used partially or in full for publicity and/or promotional purposes without previous written permission of DEKRA.

ENVIRONMENTAL CONDITIONS

The climatic conditions during the tests are within the limits specified by the manufacturer for the operation of the EUT and the test equipment. The climatic conditions during the tests were within the following limits:

Ambient temperature	15 °C - 35 °C
Relative Humidity air	30% - 60%

If explicitly required in the basic standard or applied product / product family standard the climatic values are recorded and documented separately in this test report.

POSSIBLE TEST CASE VERDICTS

Test case does not apply to test object	N/A
Test object does meet requirement	P (Pass) / PASS
Test object does not meet requirement	F (Fail) / FAIL
Not measured	N/M

ABBREVIATIONS

For the purposes of the present document, the following abbreviations apply:

EUT	:	Equipment Under Test
QP	:	Quasi-Peak
CAV	:	CISPR Average
AV	:	Average
CDN	:	Coupling Decoupling Network
SAC	:	Semi-Anechoic Chamber
OATS	:	Open Area Test Site
BW	:	Bandwidth
AM	:	Amplitude Modulation
PM	:	Pulse Modulation
HCP	:	Horizontal Coupling Plane
VCP	:	Vertical Coupling Plane
U_N	:	Nominal voltage
*T*x	:	Transmitter
*R*x	:	Receiver
N/A	:	Not Applicable
N/M	:	Not Measured

DOCUMENT HISTORY

Report No.	Version	Description	Issued Date
2480675R-RF-US-P09V01	V1.0	Initial issue of report.	2024-10-29

REMARKS AND COMMENTS

1. The equipment under test (EUT) does meet the essential requirements of the stated standard(s)/test(s).
2. These test results on a sample of the device are for the purpose of demonstrating Compliance with 47 CFR FCC Part 15 (Section 15.407), RSS-247 Issue 3.
3. The measurement result is considered in conformance with the requirement if it is within the prescribed limit, It is not necessary to account the uncertainty associated with the measurement result.
4. The test results presented in this report relate only to the object tested.
5. The test report shall not be reproduced without the written approval of DEKRA Testing and Certification (Suzhou) Co., Ltd.
6. This report will not be used for social proof function in China market.
7. DEKRA declines any responsibility with the following test data provided by customer that may affect the validity of result:

- Chapter 1.1 General Description of the Item(s);
- Chapter 1.2 Antenna Informaion;
- Chapter 1.3 Channel List;
- Chapter 1.4 Data Rate;

USED EQUIPMENT

Test Location A: Conducted Test/ TR8

Instrument	Manufacturer	Model No.	Serial No.	Cal. Date	Next Cal. Date	Firmware Versiom	Software version
Wireless Connectivity Tester	R&S	CMW 270	102593	2024.05.15	2025.05.14	V 4.0.60	N/A
Coaxial Cable	N/A	N/A	2477	2024.06.11	2025.06.10	N/A	N/A
Coaxial Cable	N/A	N/A	2478	2024.06.11	2025.06.10	N/A	N/A
High and low temperature and fast temperature change test box	ASTUOD	ASTD-FBT-225K	N/A	2024.04.21	2025.04.20	N/A	N/A
Temperature/Humidity Meter	RTS	RTS-8S	RF07	2024.07.04	2025.07.03	N/A	N/A
Test system							
Instrument	Manufacturer	Model No.	Serial No.	Cal. Date	Next Cal. Date	Firmware Versiom	Software version
MAX Signal Analyzer	Keysight	N9010A	MY48030494	2023.11.08	2024.11.07	A.14.03	N/A
RF Control Unit	Tonscend	JS0806-2	22G8060594	2024.02.06	2025.02.05	N/A	N/A
MXG-B RF Vector Signal Generator	Keysight	N5182B	MY61252529	2024.05.12	2025.05.11	B.01.96	N/A
Frequency extender for EXG or MXG	Keysight	N5182BX07	MY59362500	2024.05.12	2025.05.11	N/A	N/A
EXG-B MW Analog Signal Generator	Keysight	N5173B	MY61252566	2024.07.06	2025.07.05	B.01.95	N/A
Test Software	Tonscend	TS1120	JS1120-3	N/A	N/A	N/A	V3.0.22

Test Location A : Radiated Emission(9KHz-1GHz) / AC2

Instrument	Manufacturer	Model No.	Serial No.	Cal. Date	Next Cal. Date	Firmware Versiom	Software version
EMI Test Receiver	R&S	ESCI	100176	2024.05.12	2025.05.11	4.42 SP3	N/A
Loop Antenna	R&S	HFH2-Z2E	101149	2024.03.27	2025.03.26	N/A	N/A
Bilog Antenna	Teseq GmbH	CBL6112D	27611	2024.03.20	2025.03.19	N/A	N/A
Temperature/Humidity Meter	RTS	RTS-8S	AC2-TH	2024.07.04	2025.07.03	N/A	N/A
Coaxial Cable	Huber+Suhner	SUCOFLEX 106	AC2-C	2024.02.29	2025.02.28	N/A	N/A
Dekra test software	Dekra	N/A	N/A	N/A	N/A	N/A	3

Test Location A: Radiated Emission (1GHz-40GHz) / AC5

Instrument	Manufacturer	Model No.	Serial No.	Cal. Date	Next Cal. Date	Firmware Versiom	Software version
EXA Spectrum Analyzer	Keysight	N9020B	MY60112218	2023.11.08	2024.11.07	A.31.05	N/A
Pre-Amplifier	SKET	LNPA_0118G-45	SK2021090101	2024.04.27	2025.04.26	N/A	N/A
Preamplifier	CHENGYI	EMC184045SE	980263	2024.07.06	2025.07.05	N/A	N/A
DRG Horn	ETS-Lindgren	3117	00167055	2023.09.16	2024.09.15	N/A	N/A
DRG Horn	ETS-Lindgren	3117	00167055	2024.08.29	2025.08.28	N/A	N/A
Broad-Band Horn Antenna	Schwarzbeck	BBHA9170	294	2024.05.30	2025.05.29	N/A	N/A
Filter Switch Box	MVE	MSW-F196	C070001S	2024.04.20	2025.04.19	N/A	N/A
Temperature/ Humidity Meter	RTS	RTS-8S	AC5-TH	2024.07.04	2025.07.03	N/A	N/A
Coaxial Cable	ROSENBERGER	LA1-C011-2000/3000	AC5-40G	2024.01.25	2025.01.24	N/A	N/A
Coaxial Cable	ROSENBERGER	LA1-C011-2000/3000	AC5-40G-2	2024.05.26	2025.05.25	N/A	N/A
Cable	Rosenberger	LA1-C011-1000	0523	2024.05.26	2025.05.25	N/A	N/A
Dekra test software	Dekra	N/A	N/A	N/A	N/A	N/A	3

Test Location B: Radiated Emission Band Edge / AC103

Instrument	Manufacturer	Model No.	Serial No.	Cal. Date	Next Cal. Date	Firmware Versiom	Software version
Signal analyzer	keysight	N9020B	MY63490118	2024.07.26	2025.07.25	A 08.54	N/A
Bilog Antenna	TESEQ	CBL6112D	64164	2023.11.03	2024.11.02	N/A	N/A
Horn Antenna	RF SPIN	DRH18-E	KV2D11A18ES	2023.11.07	2024.11.06	N/A	N/A
Broad-Band Horn Antenna	Schwarzbeck	BBHA9170	01312	2023.11.07	2024.11.06	N/A	N/A
Amplifier	ESE	LNA0118	LNA23100009	2023.10.30	2024.10.29	N/A	N/A
Amplifier	Tonscend	TAP01018048S	AP23J8060307	2023.11.10	2024.11.09	N/A	N/A
EXG-B MW Analog Signal Generator	Keysight	N5173B	MY61252566	2023.11.08	2024.11.07	N/A	N/A
Band Reject Filter Group	Tonscend	JS0806-F	23G806F0701	2023.11.20	2024.11.19	N/A	N/A
Temperature/Humidity Meter	RTS	RTS-8S	026	2024.09.04	2025.09.03	N/A	N/A
Test Software	Tonscend	JS36	N/A	N/A	N/A	N/A	5.0.0

UNCERTAINTY

Uncertainties have been calculated according to the DEKRA internal document. The reported expanded uncertainties are based on a standard uncertainty multiplied by a coverage factor of k=2, providing a level of confidence of approximately 95%.

Test item Test Location A	Uncertainty
AC Power Line Conducted Emission	± 2.92 dB
Radiated Emission(30MHz~1GHz)	Horizontal: 30MHz~200MHz: 4.60 dB 200MHz~1GHz: 4.10 dB Vertical: 30MHz~200MHz: 4.80 dB 200MHz~1GHz: 4.10 dB
Radiated Emission(1GHz~40GHz)	Horizontal: 1GHz~18GHz: 5.00 dB Vertical: 1GHz~18GHz: 4.80 dB Horizontal: 18GHz~40GHz: 5.30 dB Vertical: 18GHz~40GHz: 5.10 dB
RF Antenna Port Conducted Emission	± 1.13 dB
Radiated Emission Band Edge	± 5.00 dB
Occupied Bandwidth	± 279 Hz
Power Spectral Density	± 1.13 dB
Frequency Stability	± 100 Hz

Test item Test Location B	Uncertainty
Radiated Emission(30MHz~1GHz)	Horizontal: 30MHz~200MHz: 4.86 dB 300MHz~1GHz: 4.86 dB Vertical: 30MHz~200MHz: 4.92 dB 300MHz~1GHz: 4.92 dB
Radiated Emission(1GHz~40GHz)	Horizontal: 1GHz~18GHz: 5.99 dB Vertical: 1GHz~18GHz: 5.76 dB Horizontal: 18GHz~40GHz: 5.99 dB Vertical: 18GHz~40GHz: 5.76 dB
Radiated Emission Band Edge	± 5.99 dB

1 GENERAL INFORMATION

1.1 General Description of the Item(s)

Product Name .....:	WiFi 7 (802.11be) 2x2 Dual Band Dual Concurrent Wireless Module
Model No. .....:	WLE7002E25, WLTE7002E25, WLTB7002E25
Trademark. .....:	COMPEX
FCC ID.....:	TK4WLE7002E25
IC .....:	7849A-WLE7002E25
Hardware Version.....:	V1.0
Software Version .....:	V1.0
Manufacturer .....:	Compex Systems Pte Ltd
Manufacturer Address .....:	No 178 Paya Lebar Road #05-05 Singapore 409030
Model difference .....:	Model WLE7002E25, WLTE7002E25 and WLTB7002E25 are identical except for different interfaces.
Note: We performed all tests on model WLE7002E25 and verified that the RF output power and RSE test results of models WLTE7002E25 and WLTB7002E25 in the worst mode did not deteriorate, so only the test data of WLE7002E25 is shown in the report.	

Wireless specifiction.....:	WIFI For FCC					
Transmit modes.....:	☒	802.11a	☒	802.11n(20MHz)	☒	802.11n(40MHz)
	☒	802.11ac(20MHz)	☒	802.11ac(40MHz)	☒	802.11ac(80MHz)
	☒	802.11ac(160MHz)	☒	802.11ax(20MHz)	☒	802.11ax(40MHz)
	☒	802.11ax(80MHz)	☒	802.11ax(160MHz)	☒	802.11be(20MHz)
	☒	802.11be(40MHz)	☒	802.11be(80MHz)	☒	802.11be(160MHz)
Frequency Range .....:	☒	802.11a/n/ac/ax/be(20MHz):5180MHz~5240Mz 802.11n/ac/ax/be(40MHz):5190MHz~5230Mz 802.11ac/ax/be(80MHz):5210Mz				
		☒	Indoor access point			
		☒	Client devices			
		☐	Outdoor access point			
		☐	Fxed point-to-point access points			
	☒	802.11a/n/ac/ax/be(20MHz):5260MHz~5320Mz 802.11n/ac/ax/be(40MHz):5270MHz~5310Mz 802.11ac/ax/be(80MHz):5290Mz 802.11ac/ax/be(160MHz):5250Mz				
	☒	802.11a/n/ac/ax/be(20MHz):5500MHz~5700MHz 802.11n/ac/ax/be(40MHz):5510MHz~5670Mz 802.11ac/ax/be(80MHz):5530~5610Mz 802.11ac/ax/be(160MHz):5570Mz				
	☒	802.11a/n/ac/ax/be(20MHz):5745MHz~5825MHz 802.11n/ac/ax/be(40MHz):5755MHz~5805Mz 802.11ac/ax/be(80MHz):5775Mz				
Type of Modulation & Data Rate ....:	Refer to Clause 1.4					

Number of channels .....:	802.11a/n/ac/ax/be(20MHz): 24 802.11n/ac/ax/be(40MHz): 11 802.11ac/ax/be(80MHz): 5 802.11ac/ax/be(160MHz): 2

Wireless specifiction.....:	WIFI for ISED					
Transmit modes.....:	☒	802.11a	☒	802.11n(20MHz)	☒	802.11n(40MHz)
	☒	802.11ac(20MHz)	☒	802.11ac(40MHz)	☒	802.11ac(80MHz)
	☒	802.11ac(160MHz)	☒	802.11ax(20MHz)	☒	802.11ax(40MHz)
	☒	802.11ax(80MHz)	☒	802.11ax(160MHz)	☒	802.11be(20MHz)
	☒	802.11be(40MHz)	☒	802.11be(80MHz)	☒	802.11be(160MHz)
Frequency Range .....:	☒	802.11a/n/ac/ax/be(20MHz):5180MHz~5240Mz 802.11n/ac/ax/be(40MHz):5190MHz~5230Mz 802.11ac/ax/be(80MHz):5210Mz				
		☒	Other devices			
		☐	OEM devices installed in vehicles			
	☒	802.11a/n/ac/ax/be(20MHz):5260MHz~5320Mz 802.11n/ac/ax/be(40MHz):5270MHz~5310Mz 802.11ac/ax/be(80MHz):5290Mz 802.11ac/ax/be(160MHz):5250Mz				
	☒	802.11a/n/ac/ax/be(20MHz):5500MHz~5580MHz, 5660MHz~5700MHz 802.11n/ac/ax/be(40MHz):5510MHz~5550MHz, 5670Mz 802.11ac/ax/be(80MHz):5530, 5610Mz 802.11ac/ax/be(160MHz):5570Mz				
	☒	802.11a/n/ac/ax/be(20MHz):5745MHz~5825MHz 802.11n/ac/ax/be(40MHz):5755MHz~5805Mz 802.11ac/ax/be(80MHz):5775Mz				
Type of Modulation & Data Rate .... :	Refer to Clause 1.4					
Number of channels .....:	802.11a/n/ac/ax/be(20MHz): 21 802.11n/ac/ax/be(40MHz): 11 802.11ac/ax/be(80MHz): 4 802.11ac/ax/be(160MHz): 2					

Rated power supply..... :	Voltage and Frequency	
	☐	AC: 220 - 240 V, 50/60 Hz
	☐	AC: 100 - 240 V, 50/60 Hz
	☒	DC: 3.3 V
	☐	Poe:
	☐	Adapter:
Mounting position ..... :	☐	Tabletop equipment
	☐	Wall/Ceiling mounted equipment
	☐	Floor standing equipment
	☐	Hand-held/Portable equipment
	☒	Other: RF Module

1.2 Antenna Information

Antenna Set1:

Antenna model / type number .....:	ANT256Q6A-NM					
Antenna Delivery .....:	☒	1TX + 1RX				
	☒	2TX + 2RX				
	☐	Others: ……				
Antenna technology.....:	☒	SISO				
	☒	MIMO	☒	CDD		
			☒	Beam-forming		
Antenna Type .....:	☒	External	☒	Dipole		
			☐	Sectorized		
	☐	Internal	☐	Ceramic Chip		
			☐	PIFA		
			☐	Others……		
Antenna Gain.....:	SISO:	Antenna 1	6.0dBi	Antenna 2	6.0dBi	
	CDD For Power:	6.0 dBi	CDD For PSD:	9.01 dBi		
	Beam-forming For Power:	9.01 dBi	Beam-forming For PSD:	12.02 dBi		

Antenna Set2:

Antenna model / type number .....:	RFDPA161504IMLB902 RFDPA161517IMLB902					
Antenna Delivery .....:	☒	1TX + 1RX				
	☒	2TX + 2RX				
	☐	Others: ……				
Antenna technology.....:	☒	SISO				
	☒	MIMO	☒	CDD		
			☒	Beam-forming		
Antenna Type .....:	☒	External	☒	Dipole		
			☐	Sectorized		
	☐	Internal	☐	Ceramic Chip		
			☐	PIFA		
			☐	Others……		
Antenna Gain.....:	SISO:	Antenna 1	3.98 dBi	Antenna 2	3.98 dBi	
	CDD For Power:	3.98 dBi	CDD For Power:	6.99 dBi		
	Beam-forming For Power:	6.99 dBi	Beam-forming For Power:	10.00 dBi		
Antenna difference .....:	The antenna bodies are the same, the only difference is the Cable length.					

Antenna Set3:

Antenna model / type number .....:	CKP-32505-006200-100-RS					
Antenna Delivery .....:	☒	1TX + 1RX				
	☒	2TX + 2RX				
	☐	Others: ……				
Antenna technology.....:	☒	SISO				
	☒	MIMO	☒	CDD		
			☒	Beam-forming		
Antenna Type .....:	☒	External	☒	Dipole		
			☐	Sectorized		
	☐	Internal	☐	Ceramic Chip		
			☐	PIFA		
			☐	Others……		
Antenna Gain.....:	SISO:	Antenna 1	4.29 dBi	Antenna 2	4.29 dBi	
	CDD For Power:	4.29 dBi	CDD For PSD:	7.30 dBi		
	Beam-forming For Power:	7.30 dBi	Beam-forming For PSD:	10.31 dBi		

Antenna Set4:

Antenna model / type number .....:	ARY121-0277-005-00 ARY121-0277-006-00					
Antenna Delivery .....:	☒	1TX + 1RX				
	☒	2TX + 2RX				
	☐	Others: ……				
Antenna technology.....:	☒	SISO				
	☒	MIMO	☒	CDD		
			☒	Beam-forming		
Antenna Type .....:	☒	External	☒	Dipole		
			☐	Sectorized		
	☐	Internal	☐	Ceramic Chip		
			☐	PIFA		
			☐	Others……		
Antenna Gain.....:	SISO:	Antenna 1	3.68 dBi	Antenna 2	3.68 dBi	
	CDD For Power:	3.68 dBi	CDD For PSD:	6.69 dBi		
	Beam-forming For Power:	6.69 dBi	Beam-forming For PSD:	9.70 dBi		
Antenna difference .....:	The antenna bodies are the same, the only difference is the Cable length.					

Antenna Set5:

Antenna model / type number .....:	ARY121-0277-007-00 ARY121-0277-008-00					
Antenna Delivery .....:	☒	1TX + 1RX				
	☒	2TX + 2RX				
	☐	Others: ……				
Antenna technology.....:	☒	SISO				
	☒	MIMO	☒	CDD		
			☒	Beam-forming		
Antenna Type .....:	☒	External	☒	Dipole		
			☐	Sectorized		
	☐	Internal	☐	Ceramic Chip		
			☐	PIFA		
			☐	Others……		
Antenna Gain.....:	SISO:	Antenna 1	3.51 dBi	Antenna 2	3.51 dBi	
	CDD For Power:	3.51 dBi	CDD For PSD:	6.52 dBi		
	Beam-forming For Power:	3.01 dBi	Beam-forming For PSD:	9.53 dBi		
Antenna difference .....:	The antenna bodies are the same, the only difference is the Cable length.					

Antenna Set6:

Antenna model / type number .....:	RFDPA161527IM5B901 RFDPA161530IM5B901 RFDPA161507IM5B901 RFDPA161518IM5B901					
Antenna Delivery .....:	☒	1TX + 1RX				
	☒	2TX + 2RX				
	☐	Others: ……				
Antenna technology.....:	☒	SISO				
	☒	MIMO	☒	CDD		
			☒	Beam-forming		
Antenna Type .....:	☒	External	☒	Dipole		
			☐	Sectorized		
	☐	Internal	☐	Ceramic Chip		
			☐	PIFA		
			☐	Others……		
Antenna Gain.....:	SISO:	Antenna 1	3.49 dBi	Antenna 2	3.49dBi	
	CDD For Power:	3.49 dBi	CDD For PSD:	6.50 dBi		
	Beam-forming For Power:	6.50 dBi	Beam-forming For PSD:	9.51 dBi		
Antenna difference .....:	The antenna bodies are the same, the only difference is the Cable length.					

Note: We evaluated all tests on the ANT256Q6A-NM Antenna with higher antenna gain. For other antennas, we evaluated the RSE of the worst channel. The test results did not deteriorate, so only the test data of the ANT256Q6A-NM Antenna is shown in the report.

1.3 Channel List

For FCC:

802.11a/n/ac/ax/be(20MHz) Working Frequency of Each Channel:							
Channel	Frequency	Channel	Frequency	Channel	Frequency	Channel	Frequency
36	5180 MHz	40	5200 MHz	44	5220 MHz	48	5240 MHz
52	5260 MHz	56	5280 MHz	60	5300 MHz	64	5320 MHz
100	5500 MHz	104	5520 MHz	108	5540 MHz	112	5550 MHz
116	5580 MHz	120	5600 MHz	124	5620 MHz	128	5640 MHz
132	5660 MHz	136	5680 MHz	140	5700 MHz	N/A	N/A
149	5745 MHz	153	5765 MHz	157	5785 MHz	161	5805 MHz
165	5825 MHz	N/A	N/A	N/A	N/A	N/A	N/A
802.11n/ac/ax/be(40MHz) Working Frequency of Each Channel:							
Channel	Frequency	Channel	Frequency	Channel	Frequency	Channel	Frequency
38	5190 MHz	46	5230 MHz	54	5270 MHz	62	5310 MHz
102	5510 MHz	110	5550 MHz	118	5590 MHz	126	5630 MHz
134	5670 MHz	151	5755 MHz	159	5795 MHz	N/A	N/A
802.11ac/ax/be(80MHz) Working Frequency of Each Channel:							
Channel	Frequency	Channel	Frequency	Channel	Frequency	Channel	Frequency
42	5210 MHz	58	5290 MHz	106	5530MHz	122	5610 MHz
138	5690 MHz	155	5775 MHz	N/A	N/A	N/A	N/A
802.11ac/ax/be(160MHz) Working Frequency of Each Channel:							
Channel	Frequency	Channel	Frequency	Channel	Frequency	Channel	Frequency
50	5250	114	5570	N/A	N/A	N/A	N/A

For ISED:

IEEE 802.11a/n/ac/ax/be(20MHz) Working Frequency of Each Channel:							
Channel	Frequency	Channel	Frequency	Channel	Frequency	Channel	Frequency
36	5180 MHz	40	5200 MHz	44	5220 MHz	48	5240 MHz
52	5260 MHz	56	5280 MHz	60	5300 MHz	64	5320 MHz
100	5500 MHz	104	5520 MHz	108	5540 MHz	112	5560 MHz
116	5580 MHz	132	5660 MHz	136	5680 MHz	140	5700 MHz
149	5745 MHz	153	5765 MHz	157	5785 MHz	161	5805 MHz
165	5825 MHz	N/A	N/A	N/A	N/A	N/A	N/A
IEEE 802.11n/ac/ax/be(40MHz)Working Frequency of Each Channel:							
Channel	Frequency	Channel	Frequency	Channel	Frequency	Channel	Frequency
38	5190 MHz	46	5230 MHz	54	5270 MHz	62	5310 MHz
102	5510 MHz	110	5550 MHz	134	5670 MHz	151	5755 MHz
159	5795 MHz	N/A	N/A	N/A	N/A	N/A	N/A
IEEE 802.11ac/ax/be(80MHz)Working Frequency of Each Channel:							
Channel	Frequency	Channel	Frequency	Channel	Frequency	Channel	Frequency
42	5210 MHz	58	5290 MHz	106	5530 MHz	155	5775 MHz
IEEE 802.11ac/ax/be(160MHz)Working Frequency of Each Channel:							
Channel	Frequency	Channel	Frequency	Channel	Frequency	Channel	Frequency
50	5250	114	5570	N/A	N/A	N/A	N/A

1.4 Data Rate

IEEE 802.11a

Modulation	R	Data Rate(Mb/s)
BPSK	1/2	6
BPSK	3/4	9
QPSK	1/2	12
QPSK	3/4	18
16-QAM	1/2	24
16-QAM	3/4	36
64-QAM	2/3	48
64-QAM	3/4	54

IEEE 802.11n/ac

Spatial streames	MCS Index	Modulation	R	Data Rate(Mb/s)							
				400ns GI				800ns GI			
				20MHz	40MHz	80MHz	160MHz	20MHz	40MHz	80MHz	160MHz
1	0	BPSK	1/2	7.2	15	32.5	65	6.5	13.5	29.3	58.5
1	1	QPSK	1/2	14.4	30	65	130	13	27	58.5	117
1	2	QPSK	3/4	21.7	45	97.5	195	19.5	40.5	87.8	175.5
1	3	16-QAM	1/2	28.9	60	130	260	26	54	117	234
1	4	16-QAM	3/4	43.3	90	195	390	39	81	175.5	351
1	5	64-QAM	2/3	57.8	120	260	520	52	108	234	468
1	6	64-QAM	3/4	65	135	292.5	585	58.5	121.5	263.3	526.5
1	7	64-QAM	5/6	72.2	150	325	650	65	135	292.5	585
1	8	256QAM	3/4	86.7	180	390	780	78	162	351	702
1	9	256QAM	5/6	N/A	200	433.3	866.7	N/A	180	390	780
2	0	BPSK	1/2	14.4	30	65	130	13	27	58.6	117
2	1	QPSK	1/2	28.8	60	130	260	26	54	117	234
2	2	QPSK	3/4	43.4	90	195	390	39	81	175.6	351
2	3	16-QAM	1/2	57.8	120	260	520	52	108	234	468
2	4	16-QAM	3/4	86.6	180	390	780	78	162	351	702
2	5	64-QAM	2/3	115.6	240	520	1040	104	216	468	936
2	6	64-QAM	3/4	130	270	585	1170	117	243	526.6	1053
2	7	64-QAM	5/6	144.4	300	650	1300	130	270	585	1170
2	8	256QAM	3/4	173.4	360	780	1560	156	324	702	1404
2	9	256QAM	5/6	N/A	400	866.6	1733.4	N/A	360	780	1560

Symbol	Explanation
R	Code rate
GI	guard interval

IEEE 802.11ax

Spatial streames	MCS Index	Modulation	R	Data Rate(Mb/s)											
				800ns GI				1600ns GI				3200ns GI			
				20MHz	40MHz	80MHz	160MHz	20MHz	40MHz	80MHz	160MHz	20MHz	40MHz	80MHz	160MHz
1	0	BPSK	1/2	8.6	17.2	36	72.1	8.1	16.3	34	68.1	7.3	14.6	30.6	61.3
1	1	QPSK	1/2	17.2	34.4	72.1	144.1	16.3	32.5	68.1	136.1	14.6	29.3	61.3	122.5
1	2	QPSK	3/4	25.8	51.6	108.1	216.2	24.4	48.8	102.1	204.2	21.9	43.9	91.9	183.8
1	3	16-QAM	1/2	34.4	68.8	144.1	288.2	32.5	65	136.1	272.2	29.3	58.5	122.5	245
1	4	16-QAM	3/4	51.6	103.2	216.2	432.4	48.8	97.5	204.2	408.3	43.9	87.8	183.8	367.5
1	5	64-QAM	2/3	68.8	137.6	288.2	576.5	65	130	272.2	544.4	58.5	117	245	490
1	6	64-QAM	3/4	77.4	154.9	324.3	648.5	73.1	146.3	306.3	612.5	65.8	131.6	275.6	551.3
1	7	64-QAM	5/6	86	172.1	360.3	720.6	81.3	162.5	340.3	680.6	73.1	146.3	306.3	612.5
1	8	256QAM	3/4	103.2	206.5	432.4	864.7	97.5	195	408.3	816.7	87.8	175.5	367.5	735
1	9	256QAM	5/6	114.7	229.4	480.4	960.8	108.3	216.7	453.7	907.4	97.5	195	408.3	816.7
1	10	1024QAM	3/4	129	258.1	540.4	1080.9	121.9	243.8	510.4	1020.8	109.7	219.4	459.4	918.8
1	11	1024QAM	5/6	143.4	286.8	600.5	1201	135.4	270.8	567.1	1134.3	121.9	243.8	510.4	1020.8
2	0	BPSK	1/2	17.2	34.4	72	144.2	16.2	32.6	68	136.2	14.6	29.2	61.2	122.6
2	1	QPSK	1/2	34.4	68.8	144.2	288.2	32.6	65	136.2	272.2	29.2	58.6	122.6	245
2	2	QPSK	3/4	51.6	103.2	216.2	432.4	48.8	97.6	204.2	408.4	43.8	87.8	183.8	367.6
2	3	16-QAM	1/2	68.8	137.6	288.2	576.4	65	130	272.2	544.4	58.6	117	245	490
2	4	16-QAM	3/4	103.2	206.4	432.4	864.8	97.6	195	408.4	816.6	87.8	175.6	367.6	735
2	5	64-QAM	2/3	137.6	275.2	576.4	1153	130	260	544.4	1088.8	117	234	490	980
2	6	64-QAM	3/4	154.8	309.8	648.6	1297	146.2	292.6	612.6	1225	131.6	263.2	551.2	1102.6
2	7	64-QAM	5/6	172	344.2	720.6	1441.2	162.6	325	680.6	1361.2	146.2	292.6	612.6	1225
2	8	256QAM	3/4	206.4	413	864.8	1729.4	195	390	816.6	1633.4	175.6	351	735	1470
2	9	256QAM	5/6	229.4	458.8	960.8	1921.6	216.6	433.4	907.4	1814.8	195	390	816.6	1633.4
2	10	1024QAM	3/4	258	516.2	1080.8	2161.8	243.8	487.6	1020.8	2041.6	219.4	438.8	918.8	1837.6
2	11	1024QAM	5/6	286.8	573.6	1201	2402	270.8	541.6	1134.2	2268.6	243.8	487.6	1020.8	2041.6

Symbol	Explanation
R	Code rate
GI	guard interval

IEEE 802.11be

Spatial streames	MCS Index	Modulation	R	Data Rate(Mb/s)											
				800ns GI				1600ns GI				3200ns GI			
				20MHz	40MHz	80MHz	160MHz	20MHz	40MHz	80MHz	160MHz	20MHz	40MHz	80MHz	160MHz
1	0	BPSK	1/2	8.6	17.2	36	72.1	8.1	16.3	34	68.1	7.3	14.6	30.6	61.3
1	1	QPSK	1/2	17.2	34.4	72.1	144.1	16.3	32.5	68.1	136.1	14.6	29.3	61.3	122.5
1	2	QPSK	3/4	25.8	51.6	108.1	216.2	24.4	48.8	102.1	204.2	21.9	43.9	91.9	183.8
1	3	16-QAM	1/2	34.4	68.8	144.1	288.2	32.5	65	136.1	272.2	29.3	58.5	122.5	245
1	4	16-QAM	3/4	51.6	103.2	216.2	432.4	48.8	97.5	204.2	408.3	43.9	87.8	183.8	367.5
1	5	64-QAM	2/3	68.8	137.6	288.2	576.5	65	130	272.2	544.4	58.5	117	245	490
1	6	64-QAM	3/4	77.4	154.9	324.3	648.5	73.1	146.3	306.3	612.5	65.8	131.6	275.6	551.3
1	7	64-QAM	5/6	86	172.1	360.3	720.6	81.3	162.5	340.3	680.6	73.1	146.3	306.3	612.5
1	8	256QAM	3/4	103.2	206.5	432.4	864.7	97.5	195	408.3	816.7	87.8	175.5	367.5	735
1	9	256QAM	5/6	114.7	229.4	480.4	960.8	108.3	216.7	453.7	907.4	97.5	195	408.3	816.7
1	10	1024QAM	3/4	129	258.1	540.4	1080.9	121.9	243.8	510.4	1020.8	109.7	219.4	459.4	918.8
1	11	1024QAM	5/6	143.4	286.8	600.5	1201	135.4	270.8	567.1	1134.3	121.9	243.8	510.4	1020.8
1	12	4096QAM	3/4	155	310	649	1297	146	293	613	1225	131	263	551	1103
1	13	4096QAM	5/6	172	344	721	1441	163	325	681	1361	146	293	613	1225
2	0	BPSK	1/2	17.2	34.4	72	144.2	16.2	32.6	68	136.2	14.6	29.2	61.2	122.6
2	1	QPSK	1/2	34.4	68.8	144.2	288.2	32.6	65	136.2	272.2	29.2	58.6	122.6	245
2	2	QPSK	3/4	51.6	103.2	216.2	432.4	48.8	97.6	204.2	408.4	43.8	87.8	183.8	367.6
2	3	16-QAM	1/2	68.8	137.6	288.2	576.4	65	130	272.2	544.4	58.6	117	245	490
2	4	16-QAM	3/4	103.2	206.4	432.4	864.8	97.6	195	408.4	816.6	87.8	175.6	367.6	735
2	5	64-QAM	2/3	137.6	275.2	576.4	1153	130	260	544.4	1088.8	117	234	490	980
2	6	64-QAM	3/4	154.8	309.8	648.6	1297	146.2	292.6	612.6	1225	131.6	263.2	551.2	1102.6
2	7	64-QAM	5/6	172	344.2	720.6	1441.2	162.6	325	680.6	1361.2	146.2	292.6	612.6	1225
2	8	256QAM	3/4	206.4	413	864.8	1729.4	195	390	816.6	1633.4	175.6	351	735	1470
2	9	256QAM	5/6	229.4	458.8	960.8	1921.6	216.6	433.4	907.4	1814.8	195	390	816.6	1633.4
2	10	1024QAM	3/4	258	516.2	1080.8	2161.8	243.8	487.6	1020.8	2041.6	219.4	438.8	918.8	1837.6
2	11	1024QAM	5/6	286.8	573.6	1201	2402	270.8	541.6	1134.2	2268.6	243.8	487.6	1020.8	2041.6
2	12	4096QAM	3/4	310	620	1298	2594	292	586	1226	2450	262	526	1102	2206
2	13	4096QAM	5/6	344	688	1442	2882	326	650	1362	2722	292	586	1226	2450

Symbol	Explanation
R	Code rate
GI	guard interval

Note: We have evaluated low/mid/high data rate, the blue font is the highest power data rate.

2 DESCRIPTION OF TEST SETUP

2.1 Operating mode(s) used for tests

During the tests the following operating mode(s) has(have) been used.

Test Mode	Mode 1: Transmit by 802.11a
	Mode 2: Transmit by 802.11n (20MHz)
	Mode 3: Transmit by 802.11n (40MHz)
	Mode 4: Transmit by 802.11ac (20MHz)
	Mode 5: Transmit by 802.11ac (40MHz)
	Mode 6: Transmit by 802.11ac (80MHz)
	Mode 7: Transmit by 802.11ac (160MHz)
	Mode 8: Transmit by 802.11ax (20MHz)
	Mode 9: Transmit by 802.11ax (40MHz)
	Mode 10: Transmit by 802.11ax (80MHz)
	Mode 11: Transmit by 802.11ax (160MHz)
	Mode 12: Transmit by 802.11be (20MHz)
	Mode 13: Transmit by 802.11be (40MHz)
	Mode 14: Transmit by 802.11be (80MHz)
	Mode 15: Transmit by 802.11be (160MHz)

Note 1: Regards to the frequency band operation: the lowest, middle and highest frequency channel were selected to perform the test, then shown on this report.

2.2 Auxiliary equipment / Test software for the EUT

Auxiliary equipment	Type / Version	Manufacturer	Supplied by
(1) Notebook	Think pad x220	Lenovo	Adapter
(2) USB Control Cable	N/A	N/A	N/A
(3) USB Control Cable	N/A	N/A	N/
software	Type / Version	Manufacturer	Supplied by
Putty	N/A	N/A	N/A

Accessories Information	Cable		
	Length used during test [m]	Attached during test	Shielded
(2)USB Control Cable	1	☒	☒
(3)USB Control Cable	8	☒	☒

2.3 Test Configuration / Block diagram used for tests

Test setup Diagram- Conducted test

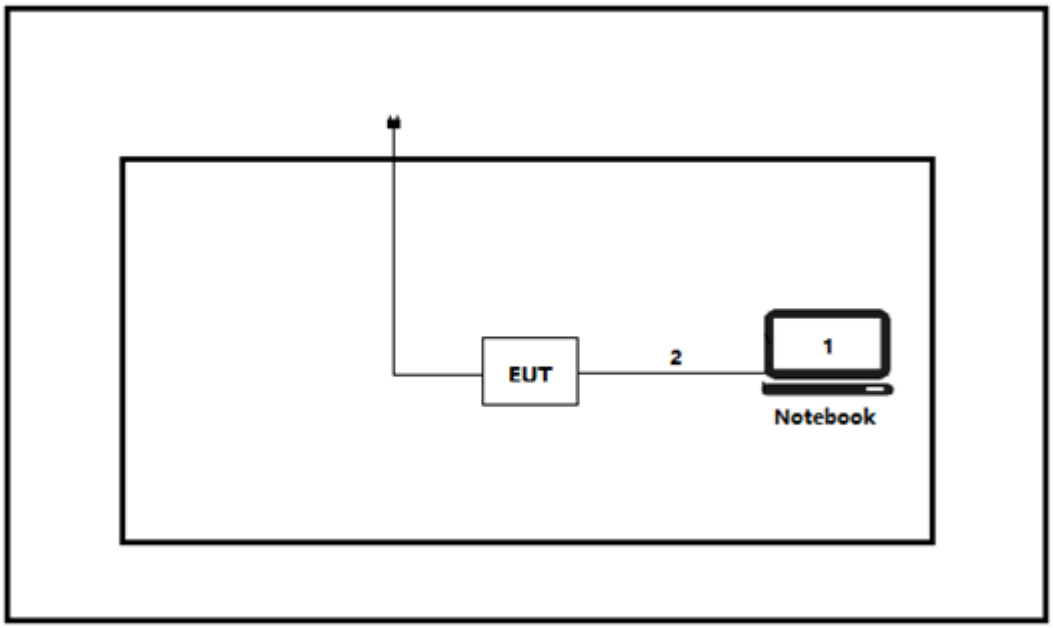

Test setup Diagram- Radiated Emission

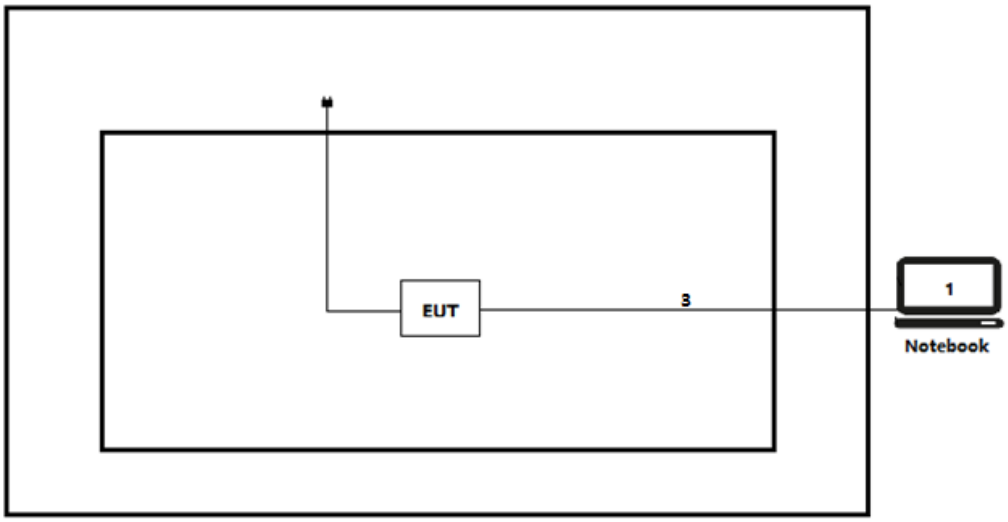

2.4 Testing process

1	Setup the EUT as shown in Section 2.3.
2	Execute the “Putty” on the notebook.
3	Configure the test mode, the test channel, and the data rate.
4	Verify that the EUT works properly.

3 VERDICT SUMMARY SECTION

This chapter presents an overview of standards and results. Refer to the next chapters for details of measured test results and applied test levels.

3.1 Standards

Standard	Year	Description
ANSI C63.10	2013	American National Standard of Procedures for Compliance Testing of Unlicensed Wireless Devices
FCC CFR Title 47 Part 15 Subpart E	2024	FCC CFR Title 47 Part 15 Subpart E
KDB 789033 D02 General UNII Test Procedures New Rules v02r01	2017	This document provides guidance for determining emissions compliance of U-NII devices under Part 15, Subpart E of the FCC rules.
KDB 662911	2020	Provision to Allow Measurement of Directional Gain of Multi-Antenna Systems for Compliance Verification
RSS-Gen Issue 5 Amendment 2	2021	General Requirements forCompliance of Radio Apparatus
RSS-247 Issue 3	2023	Digital Transmission Systems (DTSs),Frequency Hopping Systems (FHSs)and Licence-Exempt Local Area Network(LE-LAN) Devices

3.2 Deviation(s) from the Standard(s) / Test Specification(s)

The following deviation(s) was / were made from the published requirements of the listed standards: N/A.

(Please define the deviations from the standard(s) if applicable)

3.3 Overview of results

Requirement – Test case of FCC	Basic standard(s)	Verdict	Remark
Conducted Emission	FCC CFR Title 47 Part 15 Subpart E: Section 15.207	N/A	EUT is DC powered, not applicable.
Radiated Emission	FCC CFR Title 47 Part 15 Subpart E: Section 15.209	PASS	Test data please refer to **Appendix A**
Emission bandwidth and occupied bandwidth	FCC CFR Title 47 Part 15 Subpart E: Section 15.407(a)	PASS	Test data please refer to **Appendix B**
6dB Emission Bandwidth	FCC CFR Title 47 Part 15 Subpart E: Section 15.407(e)	PASS	Test data please refer to **Appendix C**
Duty cycle	ANSI C63.10:2013	PASS	Test data please refer to **Appendix D**
Power Output	FCC CFR Title 47 Part 15 Subpart E: Section 15.407(a)	PASS	Test data please refer to **Appendix E**
Peak Power Spectral Density	FCC CFR Title 47 Part 15 Subpart E: Section 15.407(a)	PASS	Test data please refer to **Appendix F**
Radiated Emission Band Edge	FCC CFR Title 47 Part 15 Subpart E: Section 15.205, 15.407(b)	PASS	Test data please refer to **Appendix G**
Frequency Stability	FCC CFR Title 47 Part 15 Subpart E: Section 15.407(g)	PASS	Test data please refer to **Appendix H**
Dynamic Frequency Selection (DFS)	FCC CFR Title 47 Part 15 Subpart E: Section 15.407(h)	PASS	Test report please refer to **2480675R-RF-US-DFS-P09V02** **2480675R-RF-US-DFS-P09V03**
Antenna Requirement	FCC 15.203	PASS	---

Requirement – Test case of ISED	Basic standard(s)	Verdict	Remark
Conducted Emission	RSS-Gen Issue 5: Section 8.8	N/A	EUT is DC powered, not applicable.
Radiated Emission	RSS-Gen Issue 5: Section 8.9 RSS-247 Issue 3: Section 6.2	PASS	Test data please refer to **Appendix A**
Emission bandwidth and occupied bandwidth	RSS-Gen Issue 5: Section 6.7 RSS-247 Issue 3: Section 6.2.4	PASS	Test data please refer to **Appendix B**
6dB Emission Bandwidth	RSS-Gen Issue 5: Section 6.7 RSS-247 Issue 3: Section 6.2.4	PASS	Test data please refer to **Appendix C**
Duty cycle	ANSI C63.10:2013	PASS	Test data please refer to **Appendix D**
Power Output	RSS-247 Issue 3: Section 6.2	PASS	Test data please refer to **Appendix E**
Peak Power Spectral Density	RSS-247 Issue 3: Section 6.2	PASS	Test data please refer to **Appendix F**
Band Edge	RSS-Gen Issue 5: Section 8.10	PASS	Test data please refer to **Appendix G**
Frequency Stability	RSS-Gen Issue 5: Section 6.11	PASS	Test data please refer to **Appendix H**
Dynamic Frequency Selection (DFS)	RSS-247 Issue 3: Section 6.3	PASS	Test report please refer to **2480675R-RF-US-DFS-P09V02** **2480675R-RF-US-DFS-P09V03**
Antenna Requirement	RSS-Gen Issue 5 Section 6.8	PASS	---

3.4 Test Matrix

Test item	Mode：WLE7002E25	
	1(#1)	2(#2)
Radiated Emission	☐	☒
Emission bandwidth and occupied bandwidth	☒	☐
6dB Emission Bandwidth	☒	☐
Duty cycle	☒	☐
Power Output	☒	☐
Peak Power Spectral Density	☒	☐
Band Edge	☐	☒
Frequency Stability	☒	☐
Note: The only difference between sample #1 and sample #2 is whether to keep the original antenna, sample #1 is a conduction test product that removes the original antenna and is equipped with SMA wires, and sample #2 is a complete product that retains the original antenna.		

3.5 Test Facility

USA	**:**	**FCC Designation Number: CN1199**
CA	**:**	**ISED CAB identifier: CN0040**

4 TEST RESULTS

4.1 AC Power Line Conducted Emission	VERDICT: N/A

4.1.1 Limit

Standard	FCC Part 15 Subpart C Paragraph 15.207; RSS-Gen Issue 5: Section 8.8	
Frequency range [MHz]	Limit: QP [dB(μV)[1)]]	Limit: AV [dB(μV) [1)]]
0,15 - 0,50	66 – 56 [2)]	56 - 46 [2)]
0,50 - 5,0	56	46
5,0 - 30	60	50

[1)] At the transition frequency, the lower limit applies.
[2)] The limit decreases linearly with the logarithm of the frequency.
NOTE 1: The exclusion band for transmitters shall be considered for transmitters operating at frequencies below 30 MHz.
NOTE 2: Where the AC output port is directly connected (or via a circuit breaker) to the AC power input port of the EUT the AC power output port need not to be tested.

4.1.2 Test Setup

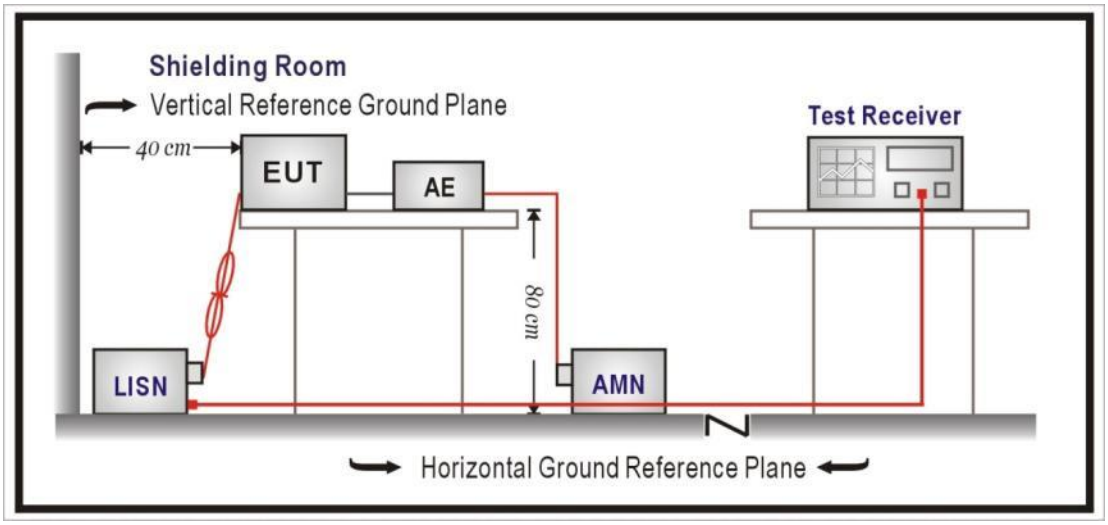

4.1.3 Test Procedure

	References Rule	Chapter	Item
☒	ANSI C63.10-2013	6.2	Standard test method for ac power-line conducted emissions from unlicensed wireless devices

4.2 Radiated Emissions — VERDICT: PASS

4.2.1 Limit

Standard	FCC Part 15 Subpart C Paragraph 15.205, RSS-Gen Issue 5:Section 8.9; RSS-247 Issue 3:Section 6.2

Restricted Bands of operation

MHz	MHz	MHz	GHz
0. 090−0. 110	16. 42−16. 423	399. 9−410	4. 5−5. 15
[1]0. 495−0. 505	16. 69475−16. 69525	608−614	5. 35−5. 46
2. 1735−2. 1905	16. 80425−16. 80475	960−1240	7. 25−7. 75
4. 125−4. 128	25. 5−25. 67	1300−1427	8. 025−8. 5
4. 17725−4. 17775	37. 5−38. 25	1435−1626. 5	9. 0−9. 2
4. 20725−4. 20775	73−74. 6	1645. 5−1646. 5	9. 3−9. 5
6. 215−6. 218	74. 8−75. 2	1660−1710	10. 6−12. 7
6. 26775−6. 26825	108−121. 94	1718. 8−1722. 2	13. 25−13. 4
6. 31175−6. 31225	123−138	2200−2300	14. 47−14. 5
8. 291−8. 294	149. 9−150. 05	2310−2390	15. 35−16. 2
8. 362−8. 366	156. 52475−156. 52525	2483. 5−2500	17. 7−21. 4
8. 37625−8. 38675	156. 7−156. 9	2690−2900	22. 01−23. 12
8. 41425−8. 41475	162. 0125−167. 17	3260−3267	23. 6−24. 0
12. 29−12. 293	167. 72−173. 2	3332−3339	31. 2−31. 8
12. 51975−12. 52025	240−285	3345. 8−3358	36. 43−36. 5
12. 57675−12. 57725	322−335. 4	3600−4400	([2])
13. 36−13. 41			

[1]Until February 1, 1999, this restricted band shall be 0.490-0.510 MHz.

[2]Above 38.6

FCC Part 15 Subpart C Paragraph 15.209 (Restricted Band Emissions Limit),RSS-Gen Issue5:Section 8.9(Restricted Band Emissions Limit)

Frequency (MHz)	Field strength (μ V/m)	Field strength (dB μ V/m)	Measurement distance (m)
0.009 - 0.49	2400/F(kHz)	48.5 – 13.8	300(Note 1)
0.49 - 1.705	24000/F(kHz)	33.8 - 23	30(Note 1)
1.705 - 30	30	29.5	30(Note 1)
30 - 88	100	40	3(Note 2)
88 - 216	150	43.5	3(Note 2)
216 - 960	200	46	3(Note 2)
Above 960	500	54	3(Note 2)

Note 1: At frequencies below 30 MHz, measurements may be performed at a distance closer than that specified in the regulations; however, an attempt should be made to avoid making measurements in the near field. Pending the development of an appropriate measurement procedure for measurements performed below 30 MHz, when performing measurements at a closer distance than specified, the results shall be extrapolated to the specified distance by either making measurements at a minimum of two distances on at least one radial to determine the proper extrapolation factor or by using the square of an inverse linear distance extrapolation factor (40 dB/decade).

Note 2: At frequencies at or above 30 MHz, measurements may be performed at a distance other than what is specified provided: measurements are not made in the near field except where it can be shown that near field measurements are appropriate due to the characteristics of the device; and it can be demonstrated that the signal levels needed to be measured at the distance employed can be detected by the measurement equipment. Measurements shall not be performed at a distance greater than 30 meters unless it can be further demonstrated that measurements at a distance of 30 meters or less are impractical. When performing measurements at a distance other than that specified, the results shall be extrapolated to the specified distance using an extrapolation factor of 20 dB/decade (inverse linear-distance for field strength measurements; inverse-linear-distance-squared for power density measurements).

FCC Part 15 Subpart C Paragraph 15.407(5)(b) (Unrestricted Band Emissions Limit), RSS-247 Issue3: Section 6.2 (Restricted Band Emissions Limit)

Operating Frequency Band (MHz)	EIRP Limit (dBm/MHz)	Equivalent Field Strength at 3m (dBμV/m)
5150 - 5250	-27	68.3
5250 - 5350	-27	68.3
5470 - 5725	-27	68.3

Operating Frequency Band (MHz)	EIRP Limit (dBm/MHz)
5725 - 5850	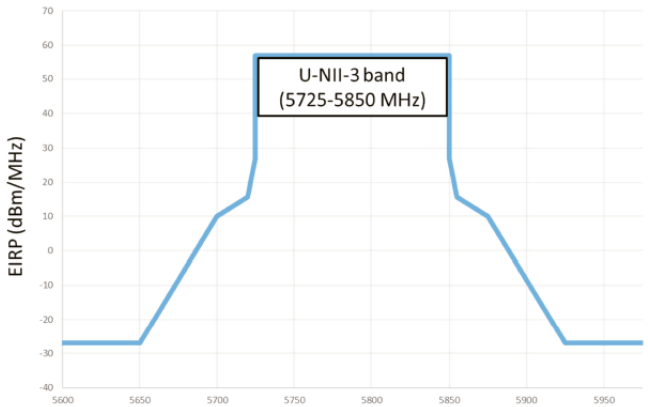

4.2.2 Test Setup

Below 30MHz Test Setup:



30MHz-1GHz Test Setup:

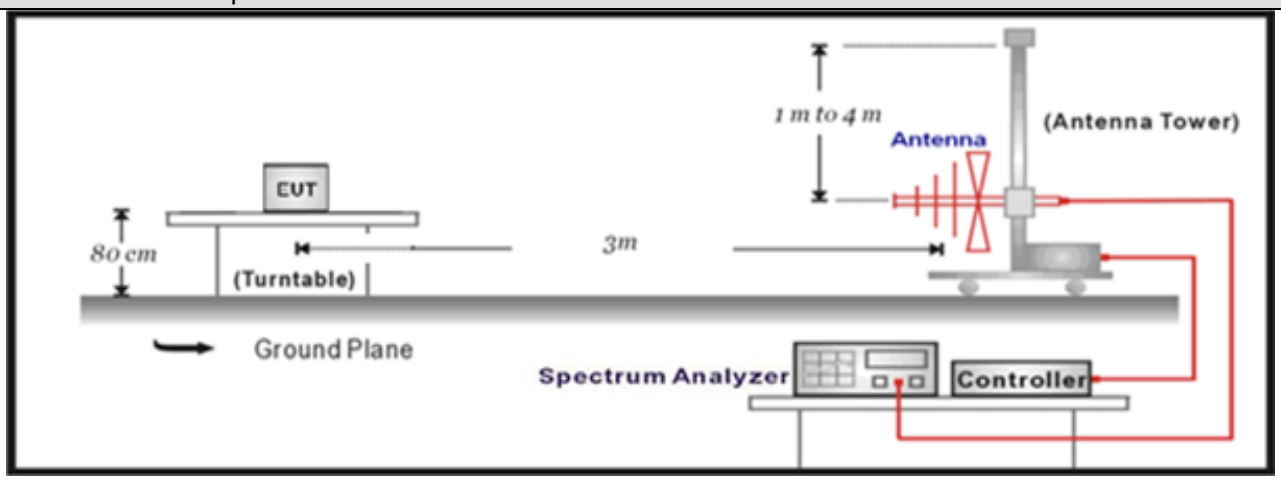

Above 1GHz Test Setup:

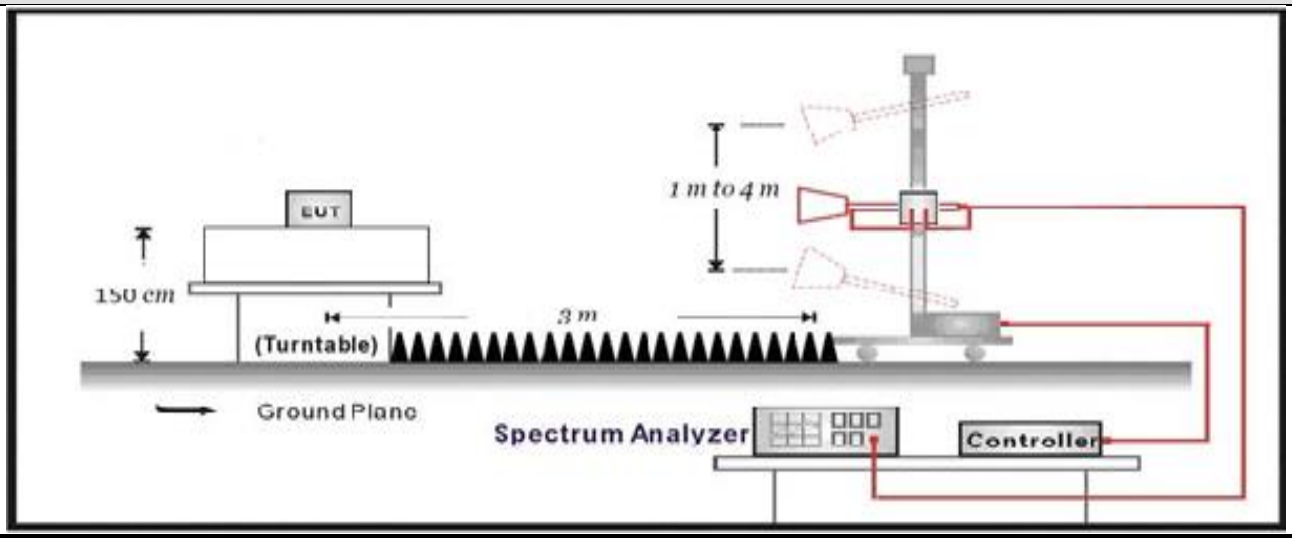

4.2.3 Test Procedure

Test Method				
	References Rule		Chapter	Description
☐	ANSI C63.10		12.7.3	Emissions in non-restricted frequency bands
☒	ANSI C63.10		12.7.2	Emissions in restricted frequency bands
	☒	ANSI C63.10	12.7.5	Radiated emission measurements
	☒	ANSI C63.10	12.7.6	Procedure for peak unwanted emissions measurements above 1000 MHz
	☒	ANSI C63.10	12.7.7	Procedures for average unwanted emissions measurements above 1000 MHz
		☐ ANSI C63.10	12.7.7.2	Method AD (average detection)—primary method
		☒ ANSI C63.10	12.7.7.3	Method VB-A (Alternative)
	☒	ANSI C63.10	6.4	Radiated emissions from unlicensed wireless devices below 30 MHz
	☒	ANSI C63.10	6.5	Radiated emissions from unlicensed wireless devices in the frequency range of 30 MHz to 1000 MHz
	☒	ANSI C63.10	6.6	Radiated emissions from unlicensed wireless devices above 1 GHz

4.3 Emission bandwidth	VERDICT: PASS

4.3.1 Limit	
Standard	FCC CFR Title 47 Part 15 Subpart E: Section 15.407, RSS-Gen Issue 5:Section 6.7
Whin the Frequncy band.	

4.3.2 Test Setup

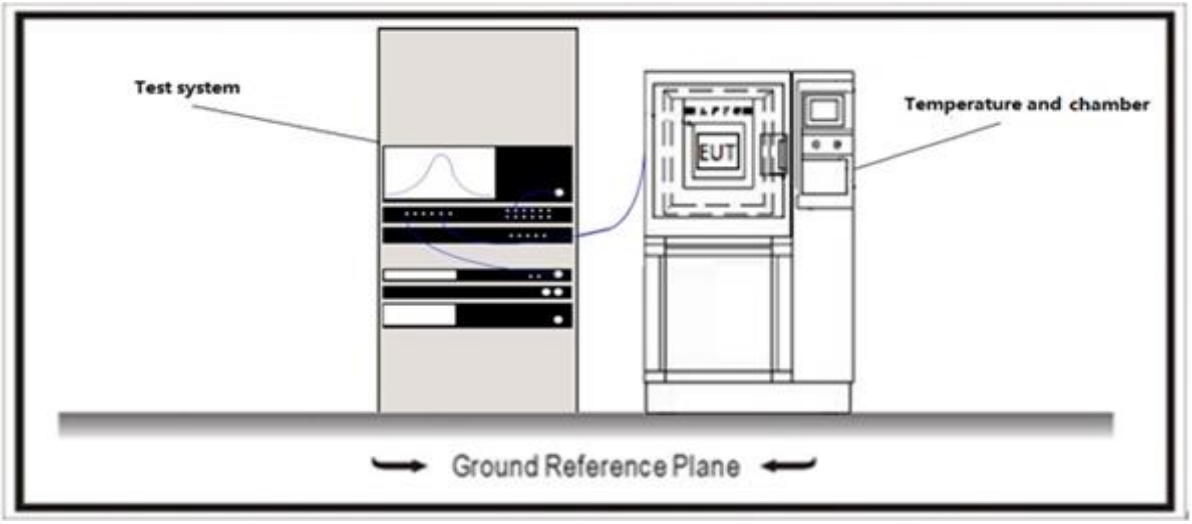

4.3.3 Test Procedure

Test Method

	References Rule	Chapter	Description
☐	ANSI C63.10	12.4	Emission bandwidth and occupied bandwidth
	☐ ANSI C63.10	12.4.1	Emission bandwidth (26dB)
	☐ ANSI C63.10	12.4.2	Occupied bandwidth (99%)
☒	FCC KDB 789033 D02v02r01	C	Bandwidth Measurement
	☒ FCC KDB 789033 D02v02r01	C.1	Emission Bandwidth (26dB)
	☐ FCC KDB 789033 D02v02r01	C.2	Minimum Emission Bandwidth for the band 5.725-5.85 GHz (6dB)
☒	FCC KDB 789033 D02v02r01	D	99 Percent Occupied Bandwidth

4.4 6dB bandwidth	VERDICT: PASS

4.4.1 Limit	
Standard	FCC CFR Title 47 Part 15 Subpart E: Section 15.407(e), RSS-247 Issue 3:Section 6.2.4.2
6dB Bandwith ≥500KHz	

4.4.2 Test Setup

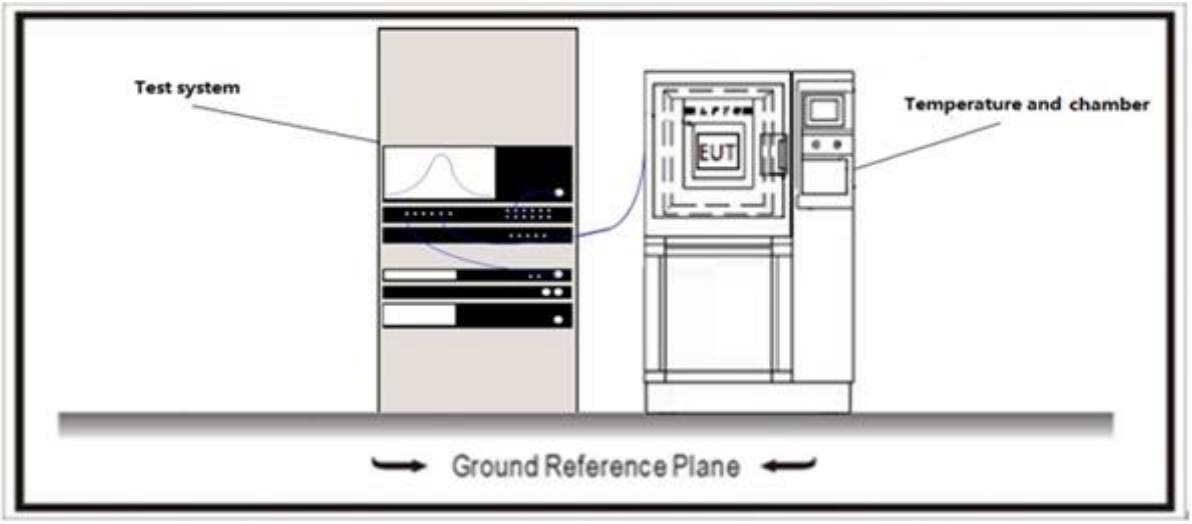

4.4.3 Test Procedure

Test Method

	References Rule		Chapter	Description
☐	ANSI C63.10		12.4	Emission bandwidth and occupied bandwidth
	☐	ANSI C63.10	12.4.1	Emission bandwidth (26dB)
	☐	ANSI C63.10	12.4.2	Occupied bandwidth (99%)
☒	FCC KDB 789033 D02v02r01		C	Bandwidth Measurement
	☐	FCC KDB 789033 D02v02r01	C.1	Emission Bandwidth (26dB)
	☒	FCC KDB 789033 D02v02r01	C.2	Minimum Emission Bandwidth for the band 5.725-5.85 GHz (6dB)
☐	FCC KDB 789033 D02v02r01		D	99 Percent Occupied Bandwidth

4.5 Duty cycle	VERDICT: PASS

4.5.1 Limit

N/A

4.5.2 Test Setup

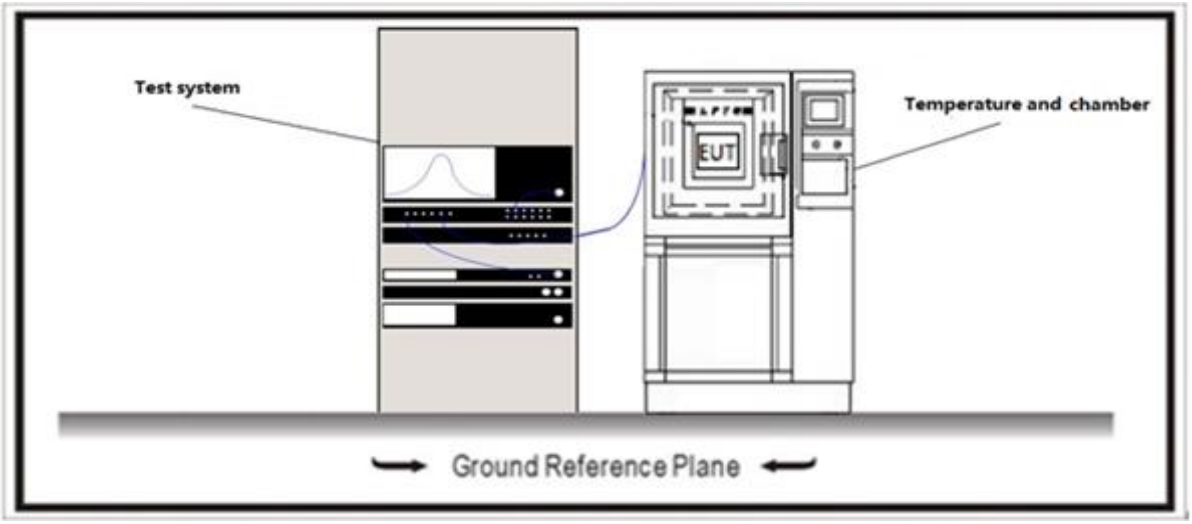

4.5.3 Test Procedure

References Rule		Chapter	Description
☒	ANSI C63.10	11.6	Duty cycle (D), transmission duration (T), and maximum power control level

4.6 Power Output	VERDICT: PASS

4.6.1 Limit		
Standard		FCC Part 15 Subpart E Paragraph 15.407 (a)
☒	For the band 5.15-5.25 GHz	
	☐	Outdoor access point: the maximum conducted output power shall not exceed 1 W. If G_{TX}＞6dBi, then Pout≤30 - (G_{TX} - 6) and ≤125mW at any angle above 30 degrees
	☒	Indoor access point: the maximum conducted output power shall not exceed 1 W. If G_{TX}＞6dBi, then Pout≤30 - (G_{TX} - 6)
	☐	Fixed point-to-point access points: the maximum conducted output power shall not exceed 1 W. If G_{TX}＞23dBi, then Pout≤30 - (G_{TX} - 23)
	☒	Mobile and portable client devices: the maximum conducted output power shall not exceed 250mW. If G_{TX}＞6dBi, then Pout≤24 - (G_{TX} - 6)
☒	For the band 5.25-5.35 GHz:	
	☒	The maximum conducted output power shall not exceed 250mW or 11dBm+10 Log B, where B is the 26dB emission bandwidth in MHz. If G_{TX} ＞ 6dBi, then Pout ≤ (The lesser of 24 or 11dBm+10 Log B) - (GTX - 6)
☒	For the 5.47-5.725 GHz:	
	☒	The maximum conducted output power shall not exceed 250mW or 11dBm+10 Log B, where B is the 26dB emission bandwidth in MHz. If G_{TX}＞6dBi, then Pout ≤ (The lesser of 24 or 11dBm+10 Log B) - (G_{TX} - 6)
☒	For the band 5.725-5.85 GHz:	
	☒	Point-to-multipoint systems (P2M): the maximum conducted output power (P_{Out}) shall not exceed the lesser of 1 W. If G_{TX} > 6 dBi, then P_{Out} = 30 – (G_{TX} – 6)
	☐	Point-to-point systems (P2P): the maximum conducted output power (P_{Out}) shall not exceed the lesser of 1 W
Note 1 : GTX directional gain of transmitting antennas. Note 2 : Pout is maximum conducted output power .		
Standard		RSS-247 Issue 3 Paragraph 6.2
☒	For the band 5.15-5.25 GHz	
	☐	For OEM devices installed in vehicles, the maximum e.i.r.p. shall not exceed 30 mW or 1.76 + 10log10B, dBm, whichever is less. Devices shall implement transmitter power control (TPC) in order to have the capability to operate at least 3 dB below the maximum permitted e.i.r.p. of 30 mW.
	☒	For other devices, the maximum e.i.r.p. shall not exceed 200 mW or 10 + 10 log10B, dBm, whichever power is less. B is the 99% emission bandwidth in megahertz. The e.i.r.p. spectral density shall not exceed 10 dBm in any 1.0 MHz band.
☒	For the band 5.25-5.35 GHz:	

	☐	For OEM devices installed in vehicles, the maximum e.i.r.p. shall not exceed 30 mW or 1.76 + 10log10B, dBm, whichever is less. Devices shall implement TPC in order to have the capability to operate at least 3 dB below the maximum permitted e.i.r.p. of 30 mW.
	☒	The maximum conducted output power shall not exceed 250mW or 11dBm + 10 Log B, whichever is less, the maximum e.i.r.p. shall not exceed 1.0 W or 17dBm + 10 Log B, whichever is less, where B is the 99% bandwidth in MHz.
☒	For the 5.47-5.725 GHz:	
	☒	The maximum conducted output power shall not exceed 250mW or 11dBm + 10 Log B, whichever is less, the maximum e.i.r.p. shall not exceed 1.0 W or 17dBm + 10 Log B, whichever is less, where B is the 99% bandwidth in MHz.
☒	For the band 5.725-5.85 GHz:	
	☒	Point-to-multipoint systems (P2M): the maximum conducted output power (P_{Out}) shall not exceed the lesser of 1 W. If G_{TX} > 6 dBi, then P_{Out} = 30 – (G_{TX} – 6)
	☐	Point-to-point systems (P2P): the maximum conducted output power (P_{Out}) shall not exceed the lesser of 1 W
Note 1 : GTX directional gain of transmitting antennas. Note 2 : Pout is maximum conducted output power .		

4.6.2 Test Setup

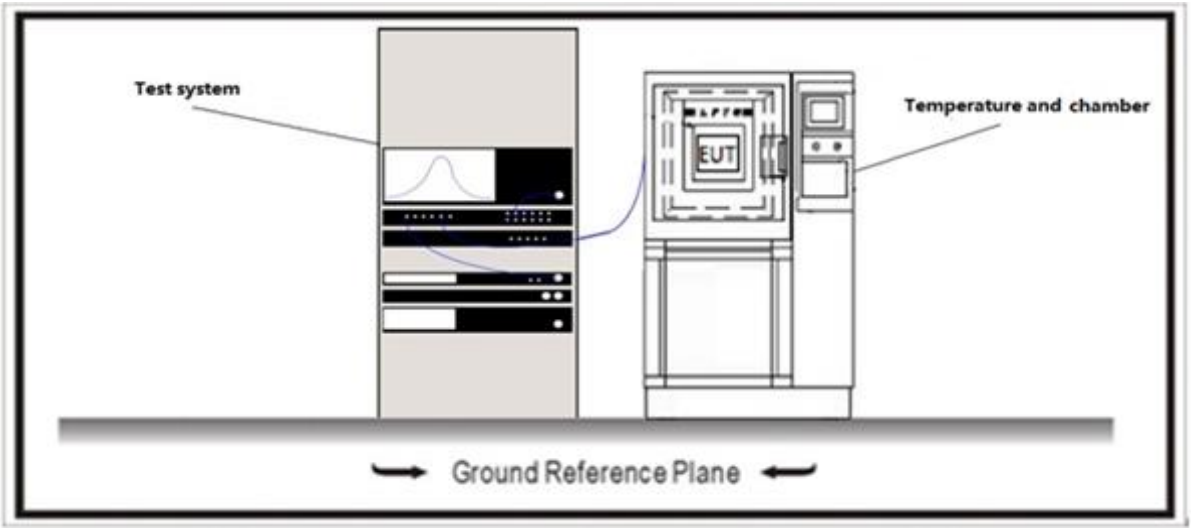

4.6.3 Test Procedure

	References Rule			Chapter	Description
☒	ANSI C63.10			12.3	Maximum conducted output power
	☒	ANSI C63.10		12.3.2	Maximum conducted output power measurement using a spectrum analyzer (SA) or EMI receiver
		☐	ANSI C63.10	12.3.2.2	Method SA-1
		☐	ANSI C63.10	12.3.2.3	Method SA-1A (alternative)
		☒	ANSI C63.10	12.3.2.4	Method SA-2
		☐	ANSI C63.10	12.3.2.5	Method SA-2A (alternative)
		☐	ANSI C63.10	12.3.2.6	Method SA-3
		☐	ANSI C63.10	12.3.2.7	Method SA-3A (alternative)
	☒	ANSI C63.10		12.3.3	Maximum conducted output power using a power meter
		☐	ANSI C63.10	12.3.3.1	Method PM
		☒	ANSI C63.10	12.3.3.2	Method PM-G

Directional Gain Calculations for In-Band test method				
	References Rule		Chapter	Description
☐	KDB 662911		F2)a)	Basic methodology
	☐	KDB 662911	F2)a) (i)	transmit signals are correlated
	☐	KDB 662911	F2)a) (ii)	transmit signals are uncorrelated
☐	KDB 662911		F2)b)	Sectorized antenna systems.
☐	KDB 662911		F2)c)	Cross-polarized antennas
	☐	ANSI C63.10	F2)c) (i)	Cross-polarized antennas
	☐	ANSI C63.10	F2)c) (ii)	Multiple antennas
☐	KDB 662911		F2)e)	Spatial stream
	☐	KDB 662911	F2)e) (i)	Antennas have the same gain
	☐	KDB 662911	F2)e) (ii)	Antenna have the different gain with one spatial stream
	☐	KDB 662911	F2)e) (iii)	Antenna have the different gain with more than one spatial stream
☒	KDB 662911		F2)f)	Cyclic Delay Diversity (CDD)
	☐	KDB 662911	F2)f) (i)	Antennas have the same gain
	☐	KDB 662911	F2)f) (ii)	Antenna have the different gain with one spatial stream
	☒	KDB 662911	F2)f) (iii)	Antenna have the different gain with more than one spatial stream

4.7 Maximum Power Spectral Density	VERDICT: PASS

4.7.1 Limit		
Standard	FCC Part 15 Subpart E Paragraph 15.407 (a)	
☒	For the band 5.15-5.25 GHz	
	☐	Outdoor access point: the maximum power spectral density shall not exceed 17 dBm/MHz. If G_{TX} ＞6dBi, then Pout≤17 - (G_{TX} - 6)
	☒	Indoor access point: the maximum power spectral density shall not exceed 17 dBm/MHz. If G_{TX}＞6dBi, then Pout≤17 - (G_{TX} - 6)
	☐	Fixed point-to-point access points: the maximum power spectral density shall not exceed 17 dBm/MHz. If G_{TX}＞23dBi, then Pout≤17 - (G_{TX} - 23)
	☒	Mobile and portable client devices: the maximum power spectral density shall not exceed 11 dBm/MHz. If G_{TX}＞6dBi, then Pout≤11 - (G_{TX} - 6)
☒	For the 5.25-5.35 GHz:	
	☒	The maximum power spectral density shall not exceed 11 dBm/MHz. If G_{TX}＞6dBi, then Pout≤11 - (G_{TX} - 6)
☒	For the 5.47-5.725 GHz:	
	☒	The maximum power spectral density shall not exceed 11 dBm/MHz.If G_{TX}＞6dBi, then Pout≤11 - (G_{TX} - 6)
☒	For the band 5.725-5.85 GHz:	
	☒	The maximum power spectral density shall not exceed 30 dBm/500KHz. If G_{TX}＞6dBi, then Pout ≤30 - (G_{TX} - 6)
Note 1: G_{TX} directional gain of transmitting antennas. Note 2: P_{out} is maximum power spectral density.		
Standard	RSS-247 Issue 3 Paragraph 6.2	
☒	For the band 5.15-5.25 GHz: The e.i.r.p. spectral density shall not exceed 10 dBm in any 1.0 MHz band.	
☒	For the 5.25-5.35 GHz: The power spectral density shall not exceed 11 dBm in any 1.0 MHz band.	
☒	For the 5.47-5.725 GHz: The power spectral density shall not exceed 11 dBm in any 1.0 MHz band.	
☒	For the band 5.725-5.85 GHz: The power spectral density shall not exceed 30 dBm in any 500 kHz band. If G_{TX}＞6dBi, then P_{out}≤30 - (G_{TX} - 6)	
Note 1 : G_{TX} directional gain of transmitting antennas. Note 2 : P_{out} is maximum conducted output power .		

Directional Gain Calculations for In-Band test method				
	References Rule		Chapter	Description
☐	KDB 662911		F2)a)	Basic methodology
	☐	KDB 662911	F2)a) (i)	transmit signals are correlated
	☐	KDB 662911	F2)a) (ii)	transmit signals are uncorrelated
☐	KDB 662911		F2)b)	Sectorized antenna systems.
☐	KDB 662911		F2)c)	Cross-polarized antennas
	☐	ANSI C63.10	F2)c) (i)	Cross-polarized antennas
	☐	ANSI C63.10	F2)c) (ii)	Multiple antennas
☐	KDB 662911		F2)e)	Spatial stream
	☐	KDB 662911	F2)e) (i)	Antennas have the same gain
	☐	KDB 662911	F2)e) (ii)	Antenna have the different gain with one spatial stream
	☐	KDB 662911	F2)e) (iii)	Antenna have the different gain with more than one spatial stream
☒	KDB 662911		F2)f)	Cyclic Delay Diversity (CDD)
	☐	KDB 662911	F2)f) (i)	Antennas have the same gain
	☐	KDB 662911	F2)f) (ii)	Antenna have the different gain with one spatial stream
	☒	KDB 662911	F2)f) (iii)	Antenna have the different gain with more than one spatial stream

4.7.2 Test Setup

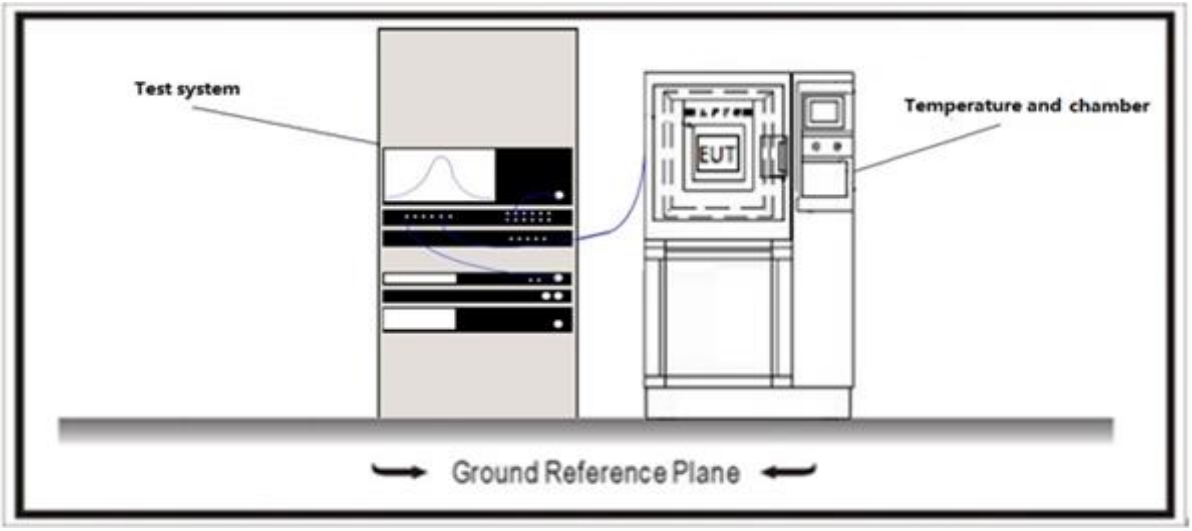

4.7.3 Test Procedure

	References Rule	Chapter	Description
☒	ANSI C63.10	12.5	Peak power spectral density
☒	FCC KDB 789033 D02v02r01	F	Maximum Power Spectral Density (PSD)

4.8 Radiated Emission Band Edge	VERDICT: PASS

4.8.1 Limit

Standard	FCC Part 15 Subpart C Paragraph 15.205, RSS-Gen Issue 5:Section 8.9; RSS-247 Issue 3:Section 6.2

Restricted Bands of operation

MHz	MHz	MHz	GHz
0. 090−0. 110	16. 42−16. 423	399. 9−410	4. 5−5. 15
[1]0. 495−0. 505	16. 69475−16. 69525	608−614	5. 35−5. 46
2. 1735−2. 1905	16. 80425−16. 80475	960−1240	7. 25−7. 75
4. 125−4. 128	25. 5−25. 67	1300−1427	8. 025−8. 5
4. 17725−4. 17775	37. 5−38. 25	1435−1626. 5	9. 0−9. 2
4. 20725−4. 20775	73−74. 6	1645. 5−1646. 5	9. 3−9. 5
6. 215−6. 218	74. 8−75. 2	1660−1710	10. 6−12. 7
6. 26775−6. 26825	108−121. 94	1718. 8−1722. 2	13. 25−13. 4
6. 31175−6. 31225	123−138	2200−2300	14. 47−14. 5
8. 291−8. 294	149. 9−150. 05	2310−2390	15. 35−16. 2
8. 362−8. 366	156. 52475−156. 52525	2483. 5−2500	17. 7−21. 4
8. 37625−8. 38675	156. 7−156. 9	2690−2900	22. 01−23. 12
8. 41425−8. 41475	162. 0125−167. 17	3260−3267	23. 6−24. 0
12. 29−12. 293	167. 72−173. 2	3332−3339	31. 2−31. 8
12. 51975−12. 52025	240−285	3345. 8−3358	36. 43−36. 5
12. 57675−12. 57725	322−335. 4	3600−4400	([2])
13. 36−13. 41			

[1]Until February 1, 1999, this restricted band shall be 0.490-0.510 MHz.

[2]Above 38.6

FCC Part 15 Subpart C Paragraph 15.209 (Restricted Band Emissions Limit), RSS-Gen Issue5:Section 8.9 (Restricted Band Emissions Limit)

Frequency (MHz)	Field strength (μ V/m)	Field strength (dB μ V/m)	Measurement distance (m)
0.009 - 0.49	2400/F(kHz)	48.5 – 13.8	300(Note 1)
0.49 - 1.705	24000/F(kHz)	33.8 - 23	30(Note 1)
1.705 - 30	30	29.5	30(Note 1)
30 - 88	100	40	3(Note 2)
88 - 216	150	43.5	3(Note 2)
216 - 960	200	46	3(Note 2)
Above 960	500	54	3(Note 2)

Note 1: At frequencies below 30 MHz, measurements may be performed at a distance closer than that specified in the regulations; however, an attempt should be made to avoid making measurements in the near field. Pending the development of an appropriate measurement procedure for measurements performed below 30 MHz, when performing measurements at a closer distance than specified, the results shall be extrapolated to the specified distance by either making measurements at a minimum of two distances on at least one radial to determine the proper extrapolation factor or by using the square of an inverse linear distance extrapolation factor (40 dB/decade).

Note 2: At frequencies at or above 30 MHz, measurements may be performed at a distance other than what is specified provided: measurements are not made in the near field except where it can be shown that near field measurements are appropriate due to the characteristics of the device; and it can be demonstrated that the signal levels needed to be measured at the distance employed can be detected by the measurement equipment. Measurements shall not be performed at a distance greater than 30 meters unless it can be further demonstrated that measurements at a distance of 30 meters or less are impractical. When performing measurements at a distance other than that specified, the results shall be extrapolated to the specified distance using an extrapolation factor of 20 dB/decade (inverse linear-distance for field strength measurements; inverse-linear-distance-squared for power density measurements).

FCC Part 15 Subpart C Paragraph 15.407(5)(b) (Unrestricted Band Emissions Limit), RSS-247 Issue3: Section 6.2 (Restricted Band Emissions Limit)

Operating Frequency Band (MHz)	EIRP Limit (dBm/MHz)	Equivalent Field Strength at 3m (dBμV/m)
5150 - 5250	-27	68.3
5250 - 5350	-27	68.3
5470 - 5725	-27	68.3

Operating Frequency Band (MHz)	EIRP Limit (dBm/MHz)
5725 - 5850	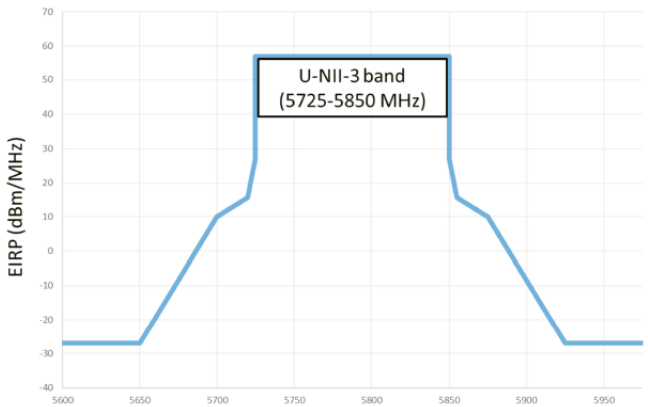

4.8.2 Test Setup

Above 1GHz Test Setup:

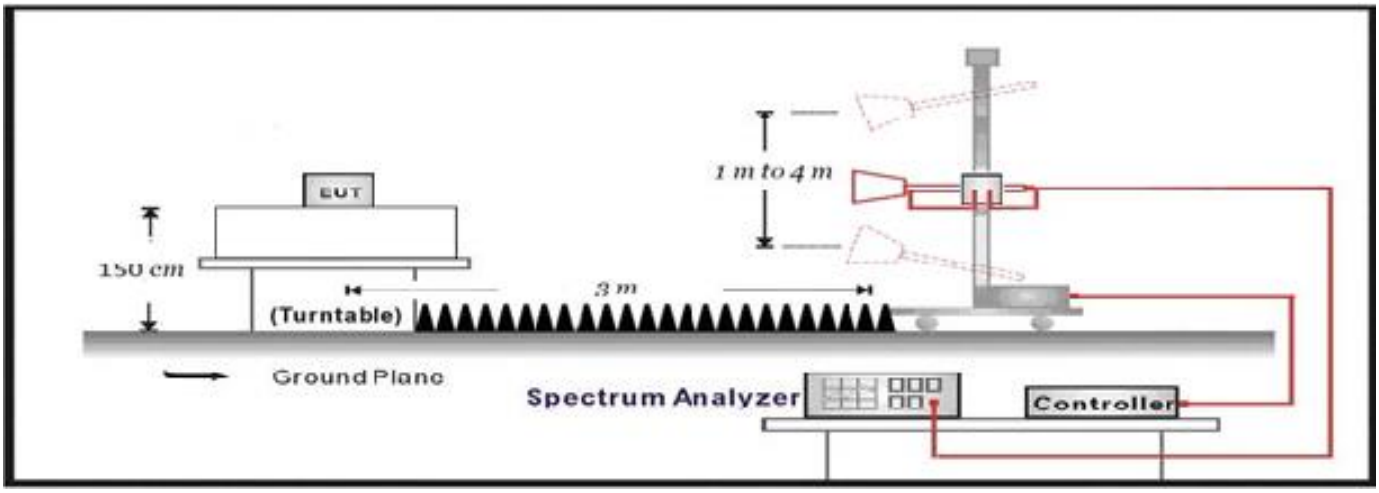

4.8.3 Test Procedure

	References Rule	Chapter	Description
☐	ANSI C63.10	12.7.3	Emissions in non-restricted frequency bands
☒	ANSI C63.10	12.7.2	Emissions in restricted frequency bands
	☐ ANSI C63.10	12.7.5	Radiated emission measurements
	☒ ANSI C63.10	12.7.6	Procedure for peak unwanted emissions measurements above 1000 MHz
	☒ ANSI C63.10	12.7.7	Procedures for average unwanted emissions measurements above 1000 MHz
	☐ ANSI C63.10	12.7.7.2	Method AD (average detection)—primary method
	☒ ANSI C63.10	12.7.7.3	Method VB-A (Alternative)
	☐ ANSI C63.10	6.4	Radiated emissions from unlicensed wireless devices below 30 MHz
	☐ ANSI C63.10	6.5	Radiated emissions from unlicensed wireless devices in the frequency range of 30 MHz to 1000 MHz
	☐ ANSI C63.10	6.6	Radiated emissions from unlicensed wireless devices above 1 GHz
☐	FCC KDB 789033 D02v02r01	G.2	Unwanted Emissions that fall Outside of the Restricted Bands
☐	FCC KDB 789033 D02v02r01	G.1	Unwanted Emissions in the Restricted Bands
	☐ FCC KDB 789033 D02v02r01	G.4	Procedure for Unwanted Emissions Measurements below 1000 MHz
	☐ FCC KDB 789033 D02v02r01	G.5	Procedure for Unwanted Maximum Emissions Measurements above 1000 MHz
	☐ FCC KDB 789033 D02v02r01	G.6	Procedures for Average Unwanted Emissions Measurements above 1000 MHz

		☐	FCC KDB 789033 D02v02r01	G.6.c	Method AD (Average detection)—primary method
		☐	FCC KDB 789033 D02v02r01	G.6.d	Method VB (Averaging using reduced video bandwidth): Alternative method.

4.9 Frequency Stability	VERDICT: PASS

4.9.1 Limit:

In-band emission is maintained within the band of operation under all conditions of normal operation as specified in the user's manual.
The transmitter center frequency tolerance shall be ± 20 ppm maximum for the 5 GHz band and ± 25ppm maximum for the 2.4 GHz band.

4.9.2 Test Setup

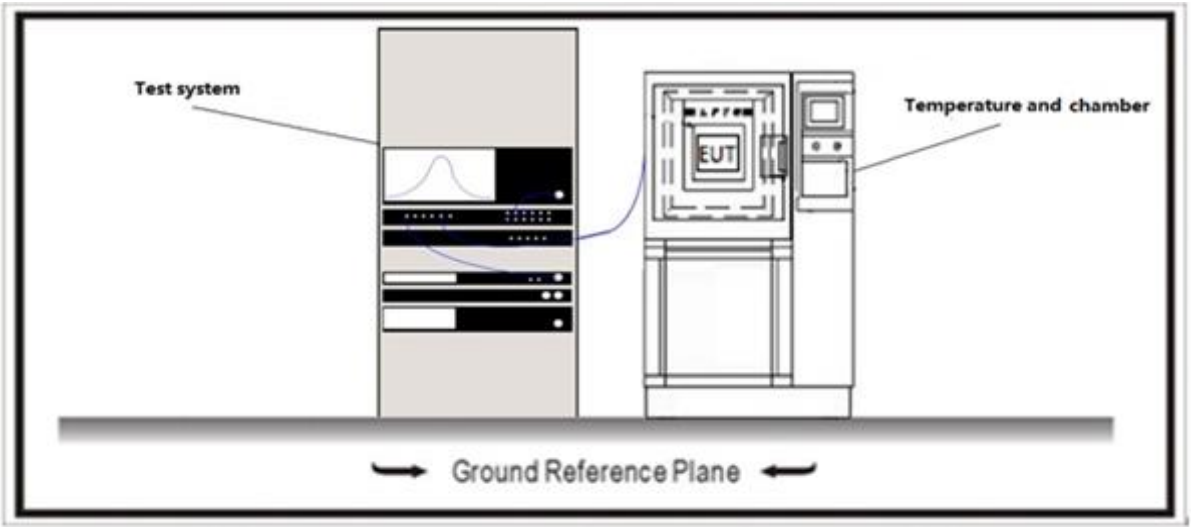

4.9.3 Test Procedure

	References Rule		Chapter	Description
☒	ANSI C63.10		6.8	Frequency stability tests
	☒	ANSI C63.10	6.8.1	Frequency stability with respect to ambient temperature
	☒	ANSI C63.10	6.8.2	Frequency stability when varying supply voltage

4.10 Antenna Requirement	VERDICT: PASS

4.10.1 Limit:
An intentional radiator shall be designed to ensure that no antenna other than that furnished by the responsible party shall be used with the device. The use of a permanently attached antenna or of an antenna that uses a unique coupling to the intentional radiator shall be considered sufficient to comply with the provisions of this section. The manufacturer may design the unit so that a broken antenna can be replaced by the user, but the use of a standard antenna jack or electrical connector is prohibited. This requirement does not apply to carrier current devices or to devices operated under the provisions of §15.211, §15.213, §15.217, §15.219, or §15.221. Further, this requirement does not apply to intentional radiators that must be professionally installed, such as perimeter protection systems and some field disturbance sensors, or to other intentional radiators which, in accordance with §15.31(d), must be measured at the installation site. However, the installer shall be responsible for ensuring that the proper antenna is employed so that the limits in this part are not exceeded.

4.10.2 Antenna Connector Construction:	
☒	The use of a permanently attached antenna
☐	The antenna use of a unique coupling to the intentional radiator
☐	The use of a nonstandard antenna jack or electrical connector
Please refer to the attached document “Internal Photograph” to show the antenna connector.	

5 TEST SETUP PHOTO AND EUT PHOTO

Remark: The test setup photo and EUT Photo please see appendix.

6 TEST RESULT

Appendix A: Radiated Emission

Profile: 2480675R	Page No.: 241
Engineer: Yu Liu	
Site: AC5	Time: 2024/09/26 - 19:41
Limit: FCC_Part15.209_RE(3m)	Margin: 0
Probe: Horn_3117_00167055(1-18GHz)	Polarity: Vertical
EUT: WiFi 7 (802.11be) 2x2 Dual Band Dual Concurrent Wireless Module	Power: 3.3 Vdc
Note: Mode 1：Transmit at 5180MHz by 802.11a	

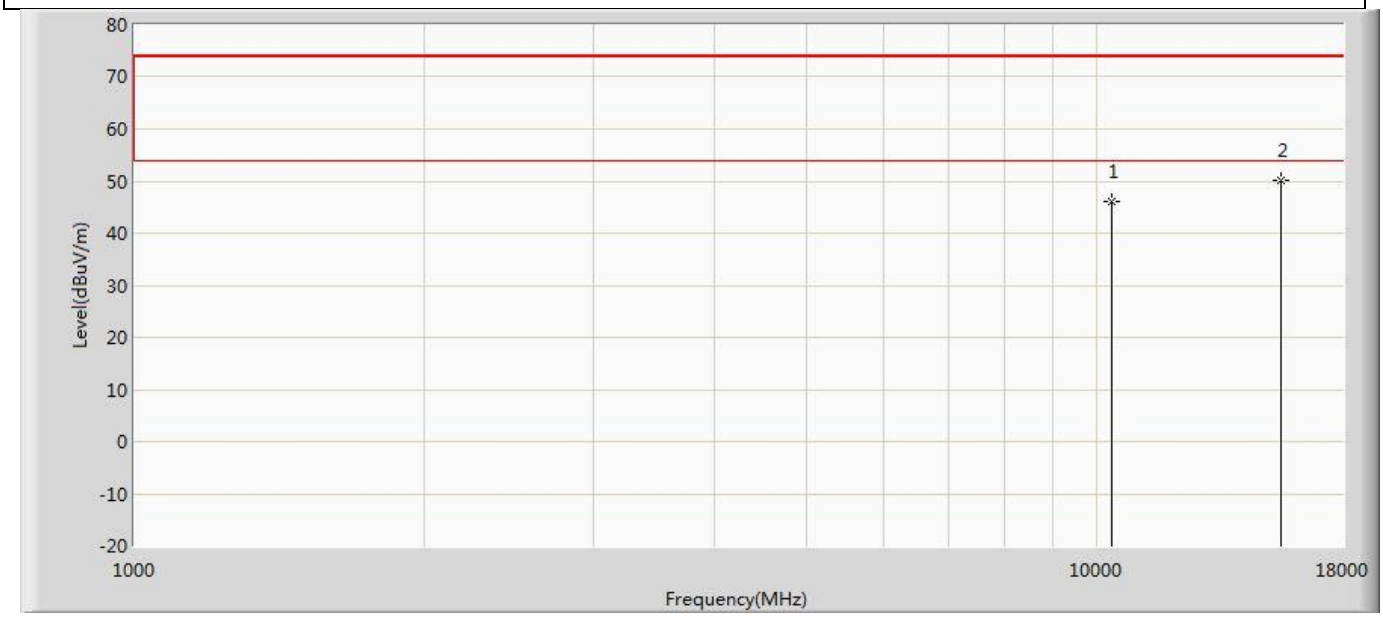

No	Mark	Frequency (MHz)	Measure Level (dBuV/m)	Reading Level (dBuV)	Over Limit (dB)	Limit (dBuV/m)	Factor (dB)	Type
1		10360.000	46.184	49.590	-27.816	74.000	-3.406	PK
2	*	15540.000	50.017	48.974	-23.983	74.000	1.043	PK

Profile: 2480675R	Page No.: 242
Engineer: Yu Liu	
Site: AC5	Time: 2024/09/26 - 19:41
Limit: FCC_Part15.209_RE(3m)	Margin: 0
Probe: Horn_3117_00167055(1-18GHz)	Polarity: Horizontal
EUT: WiFi 7 (802.11be) 2x2 Dual Band Dual Concurrent Wireless Module	Power: 3.3 Vdc
Note: Mode 1：Transmit at 5180MHz by 802.11a	

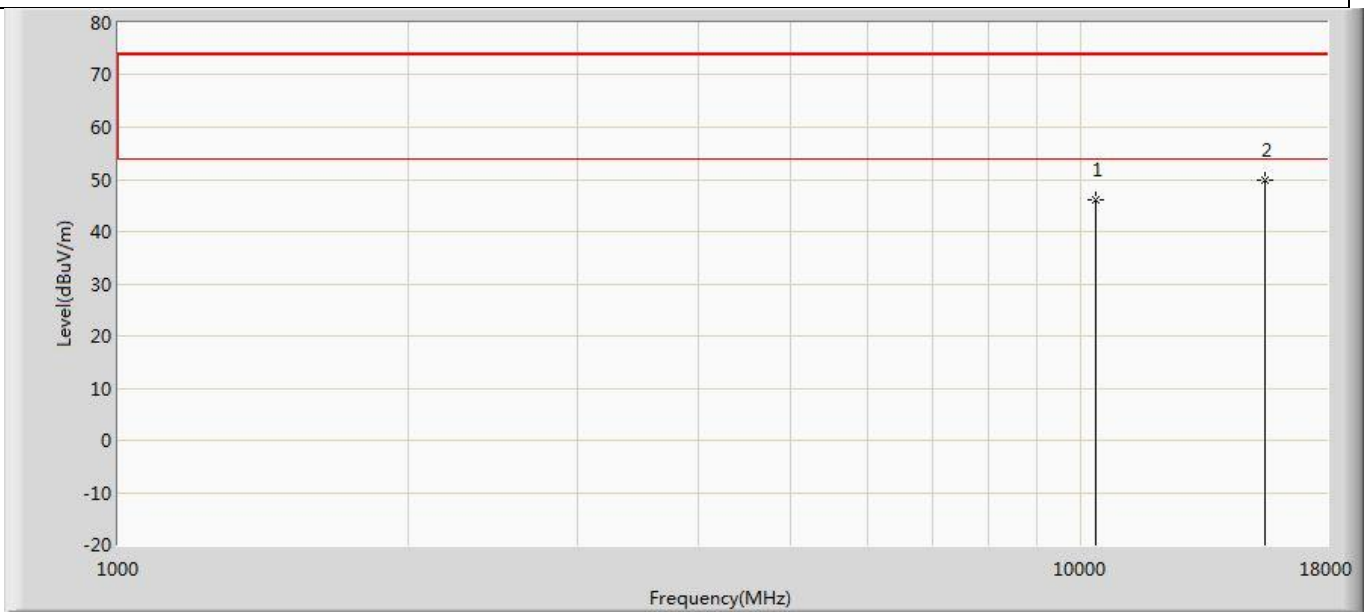

No	Mark	Frequency (MHz)	Measure Level (dBuV/m)	Reading Level (dBuV)	Over Limit (dB)	Limit (dBuV/m)	Factor (dB)	Type
1		10360.000	45.981	49.387	-28.019	74.000	-3.406	PK
2	*	15540.000	49.754	48.711	-24.246	74.000	1.043	PK

Profile: 2480675R	Page No.: 243
Engineer: Yu Liu	
Site: AC5	Time: 2024/09/26 - 19:41
Limit: FCC_Part15.209_RE(3m)	Margin: 0
Probe: Horn_3117_00167055(1-18GHz)	Polarity: Vertical
EUT: WiFi 7 (802.11be) 2x2 Dual Band Dual Concurrent Wireless Module	Power: 3.3 Vdc
Note: Mode 1：Transmit at 5220MHz by 802.11a	

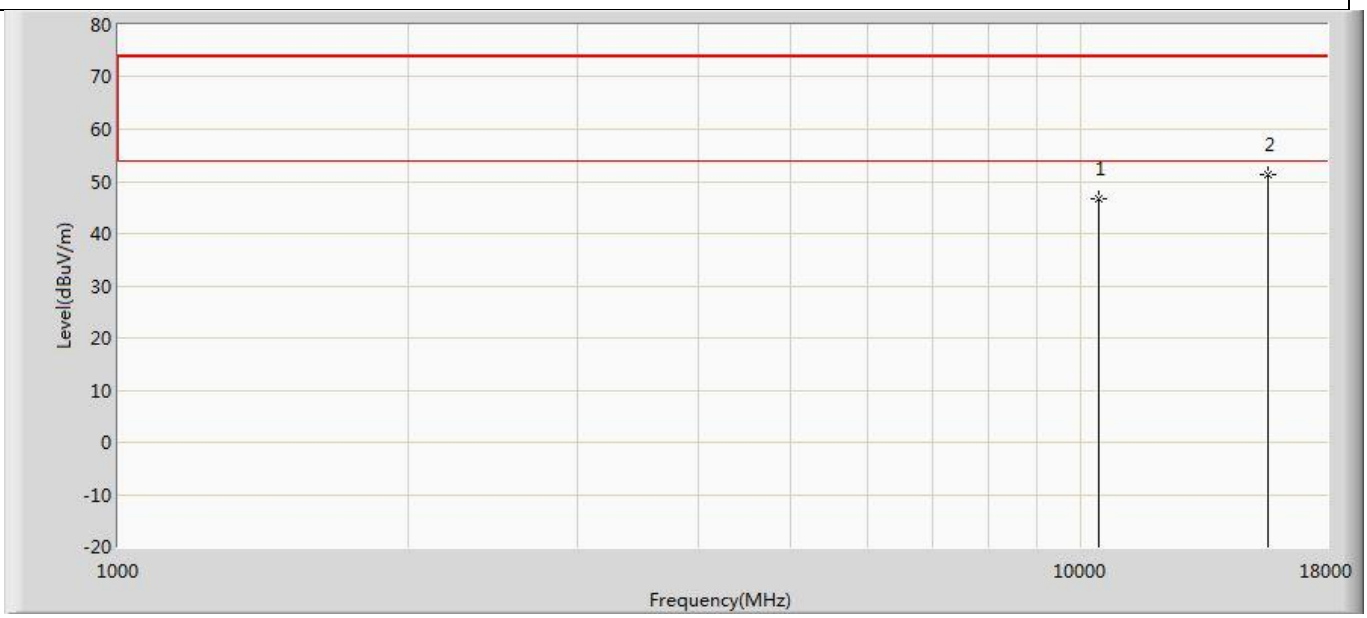

No	Mark	Frequency (MHz)	Measure Level (dBuV/m)	Reading Level (dBuV)	Over Limit (dB)	Limit (dBuV/m)	Factor (dB)	Type
1		10440.000	46.656	49.950	-27.344	74.000	-3.294	PK
2	*	15660.000	51.180	50.169	-22.820	74.000	1.011	PK

Profile: 2480675R	Page No.: 244
Engineer: Yu Liu	
Site: AC5	Time: 2024/09/26 - 19:41
Limit: FCC_Part15.209_RE(3m)	Margin: 0
Probe: Horn_3117_00167055(1-18GHz)	Polarity: Horizontal
EUT: WiFi 7 (802.11be) 2x2 Dual Band Dual Concurrent Wireless Module	Power: 3.3 Vdc
Note: Mode 1：Transmit at 5220MHz by 802.11a	

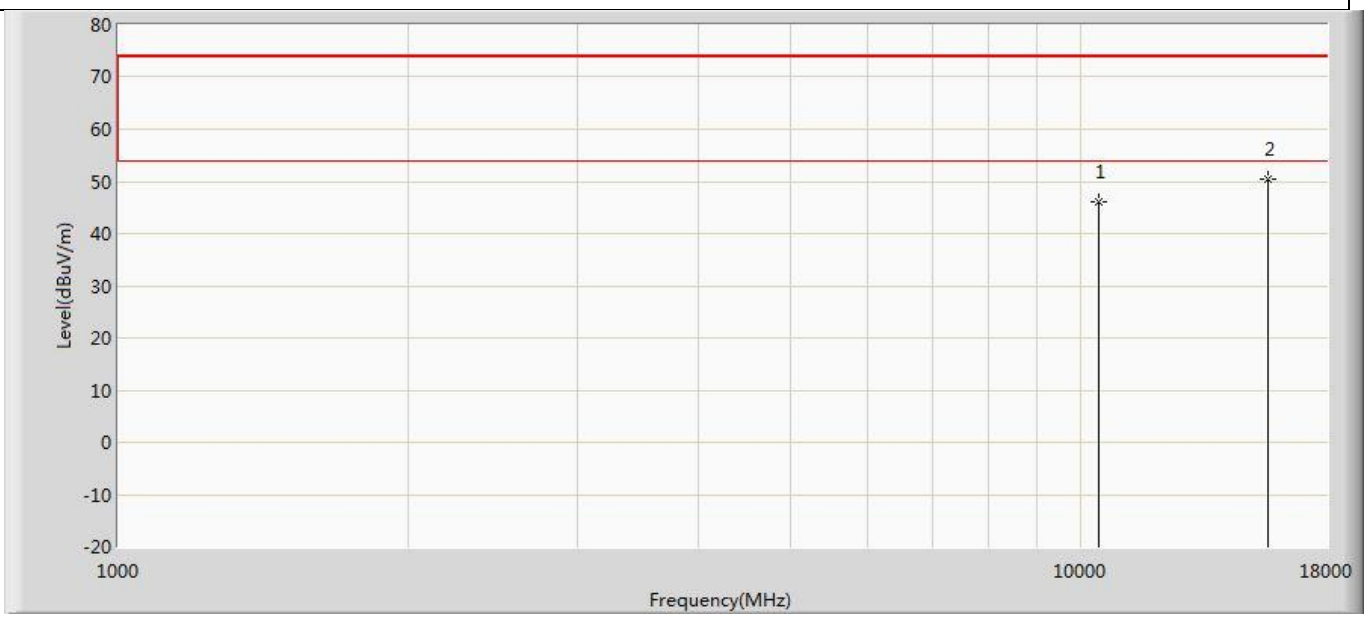

No	Mark	Frequency (MHz)	Measure Level (dBuV/m)	Reading Level (dBuV)	Over Limit (dB)	Limit (dBuV/m)	Factor (dB)	Type
1		10440.000	46.100	49.394	-27.900	74.000	-3.294	PK
2	*	15660.000	50.354	49.343	-23.646	74.000	1.011	PK

Profile: 2480675R	Page No.: 245
Engineer: Yu Liu	
Site: AC5	Time: 2024/09/26 - 19:41
Limit: FCC_Part15.209_RE(3m)	Margin: 0
Probe: Horn_3117_00167055(1-18GHz)	Polarity: Vertical
EUT: WiFi 7 (802.11be) 2x2 Dual Band Dual Concurrent Wireless Module	Power: 3.3 Vdc
Note: Mode 1：Transmit at 5240MHz by 802.11a	

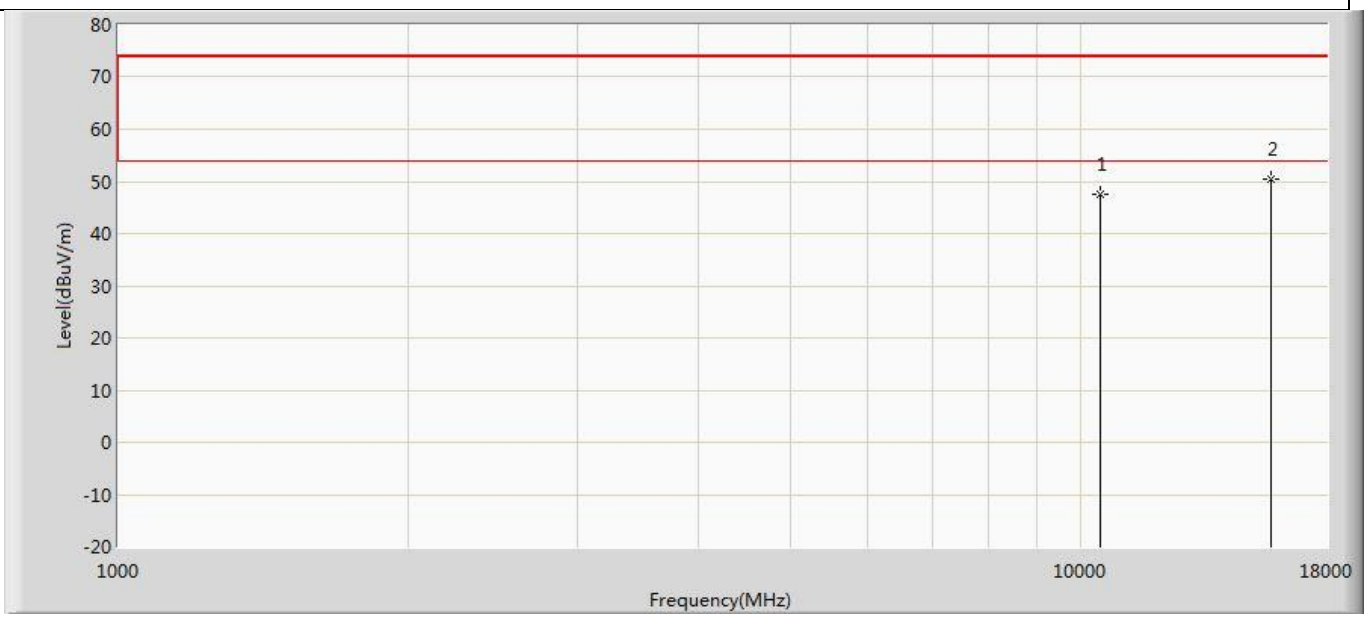

No	Mark	Frequency (MHz)	Measure Level (dBuV/m)	Reading Level (dBuV)	Over Limit (dB)	Limit (dBuV/m)	Factor (dB)	Type
1		10480.000	47.428	50.707	-26.572	74.000	-3.279	PK
2	*	15720.000	50.521	49.001	-23.479	74.000	1.520	PK

Profile: 2480675R	Page No.: 246
Engineer: Yu Liu	
Site: AC5	Time: 2024/09/26 - 19:41
Limit: FCC_Part15.209_RE(3m)	Margin: 0
Probe: Horn_3117_00167055(1-18GHz)	Polarity: Horizontal
EUT: WiFi 7 (802.11be) 2x2 Dual Band Dual Concurrent Wireless Module	Power: 3.3 Vdc
Note: Mode 1：Transmit at 5240MHz by 802.11a	

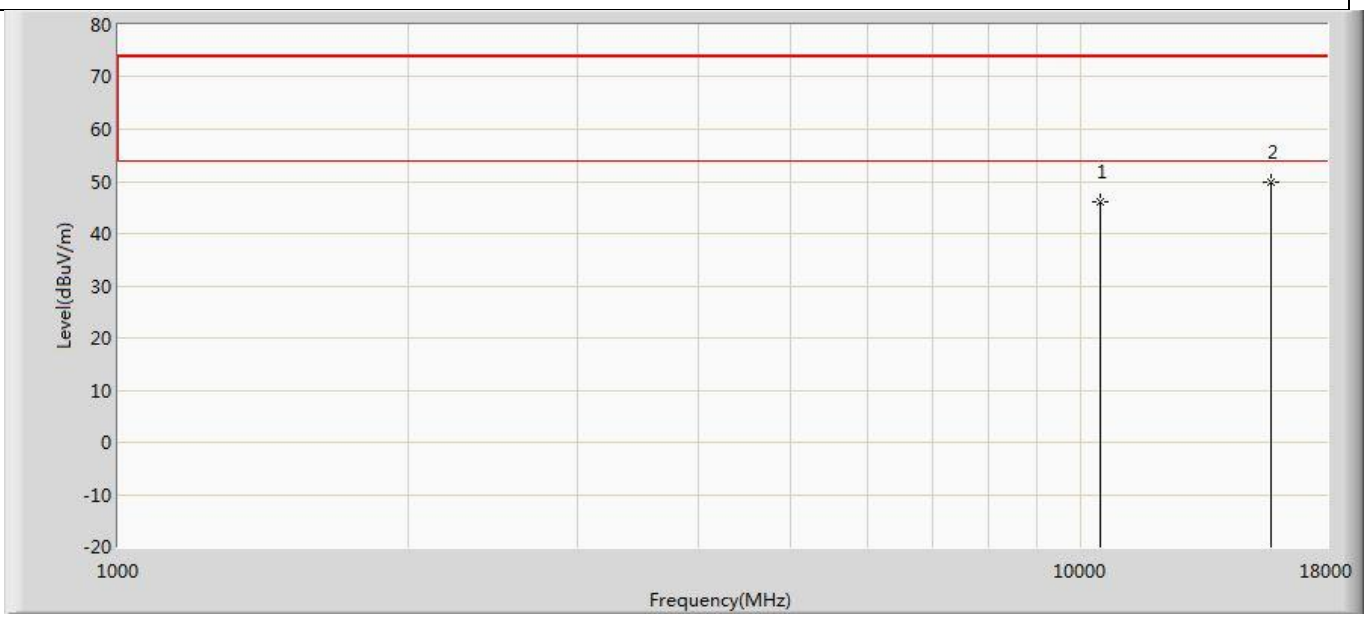

No	Mark	Frequency (MHz)	Measure Level (dBuV/m)	Reading Level (dBuV)	Over Limit (dB)	Limit (dBuV/m)	Factor (dB)	Type
1		10480.000	46.218	49.497	-27.782	74.000	-3.279	PK
2	*	15720.000	49.743	48.223	-24.257	74.000	1.520	PK

Profile: 2480675R	Page No.: 247
Engineer: Yu Liu	
Site: AC5	Time: 2024/09/26 - 19:41
Limit: FCC_Part15.209_RE(3m)	Margin: 0
Probe: Horn_3117_00167055(1-18GHz)	Polarity: Vertical
EUT: WiFi 7 (802.11be) 2x2 Dual Band Dual Concurrent Wireless Module	Power: 3.3 Vdc
Note: Mode 1：Transmit at 5260MHz by 802.11a	

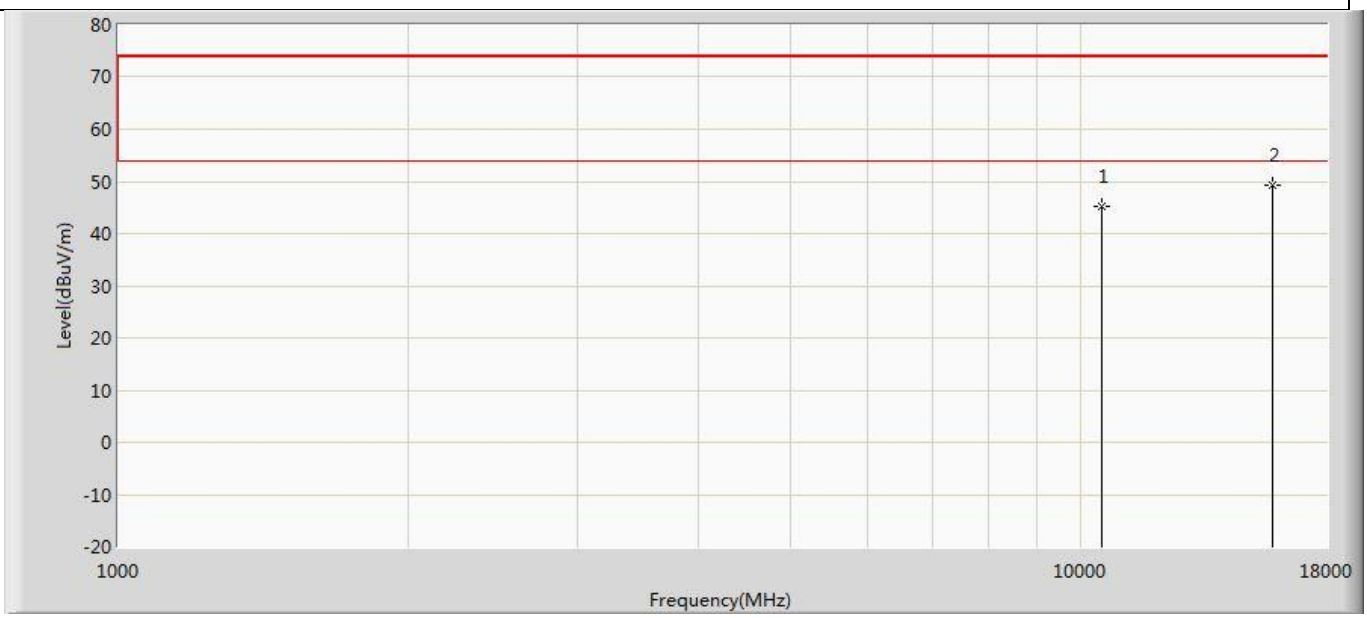

No	Mark	Frequency (MHz)	Measure Level (dBuV/m)	Reading Level (dBuV)	Over Limit (dB)	Limit (dBuV/m)	Factor (dB)	Type
1		10520.000	45.209	48.448	-28.791	74.000	-3.239	PK
2	*	15780.000	49.371	48.113	-24.629	74.000	1.257	PK

Profile: 2480675R	Page No.: 248
Engineer: Yu Liu	
Site: AC5	Time: 2024/09/26 - 19:41
Limit: FCC_Part15.209_RE(3m)	Margin: 0
Probe: Horn_3117_00167055(1-18GHz)	Polarity: Horizontal
EUT: WiFi 7 (802.11be) 2x2 Dual Band Dual Concurrent Wireless Module	Power: 3.3 Vdc
Note: Mode 1：Transmit at 5260MHz by 802.11a	

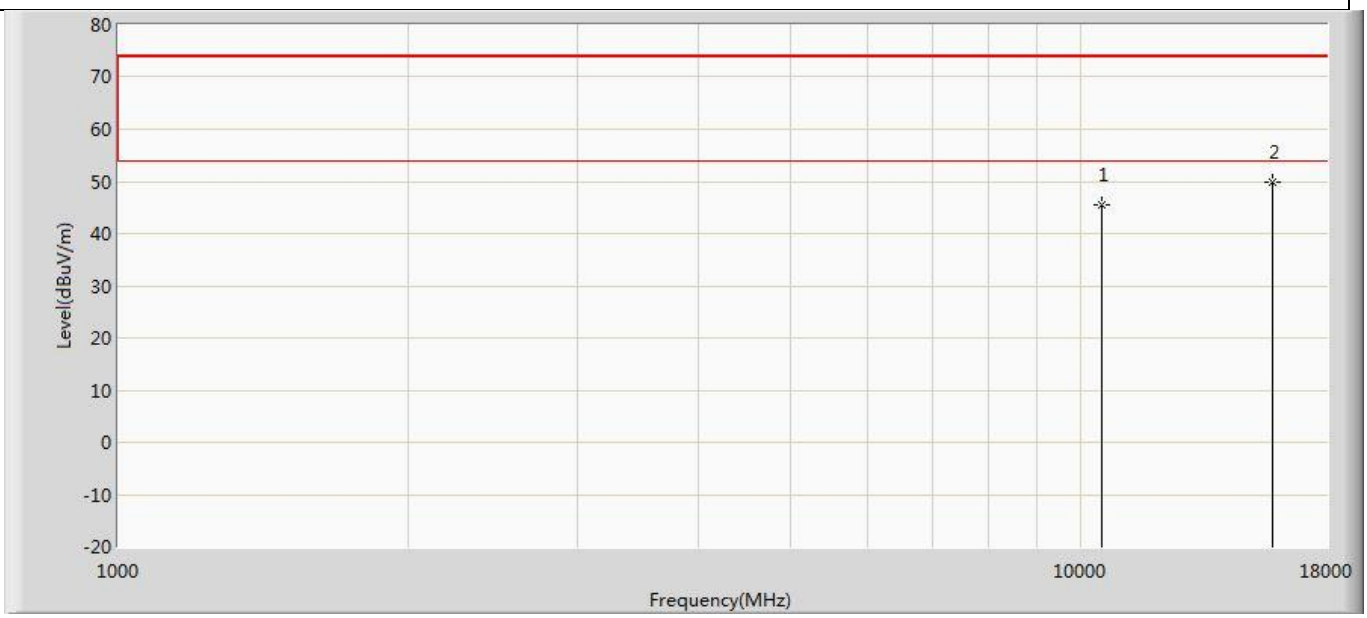

No	Mark	Frequency (MHz)	Measure Level (dBuV/m)	Reading Level (dBuV)	Over Limit (dB)	Limit (dBuV/m)	Factor (dB)	Type
1		10520.000	45.395	48.634	-28.605	74.000	-3.239	PK
2	*	15780.000	49.883	48.625	-24.117	74.000	1.257	PK

Profile: 2480675R	Page No.: 249
Engineer: Yu Liu	
Site: AC5	Time: 2024/09/26 - 19:41
Limit: FCC_Part15.209_RE(3m)	Margin: 0
Probe: Horn_3117_00167055(1-18GHz)	Polarity: Vertical
EUT: WiFi 7 (802.11be) 2x2 Dual Band Dual Concurrent Wireless Module	Power: 3.3 Vdc
Note: Mode 1：Transmit at 5300MHz by 802.11a	

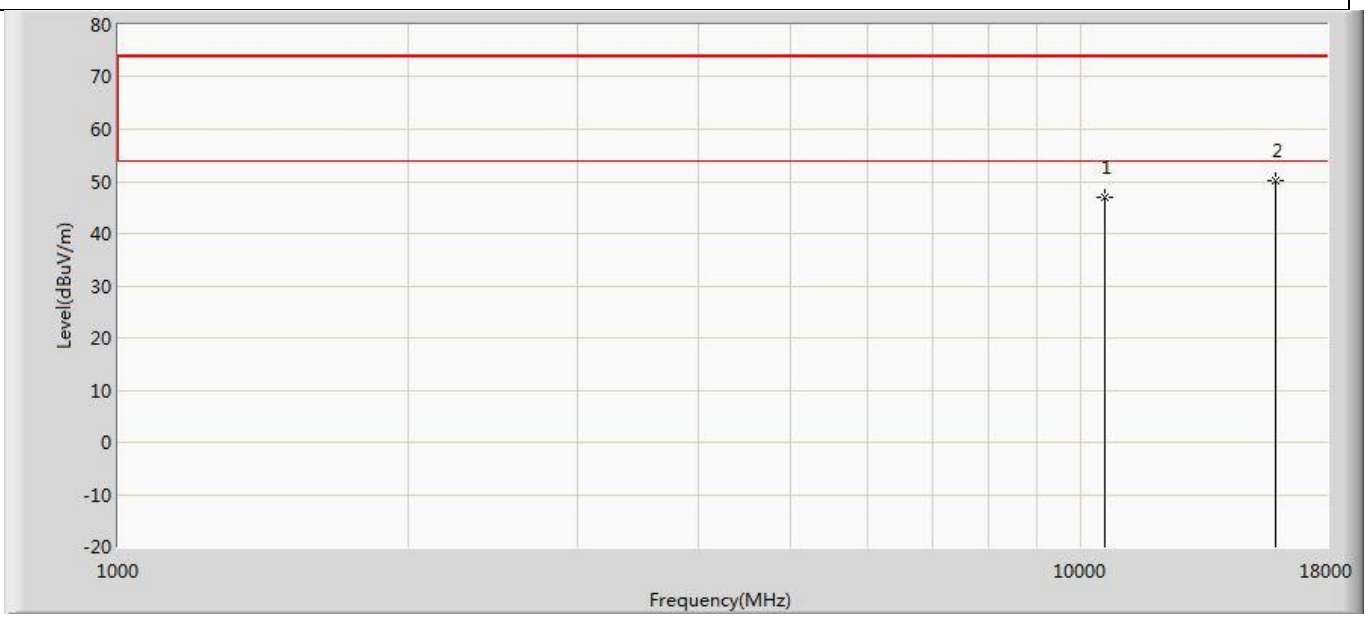

No	Mark	Frequency (MHz)	Measure Level (dBuV/m)	Reading Level (dBuV)	Over Limit (dB)	Limit (dBuV/m)	Factor (dB)	Type
1		10600.000	46.959	49.661	-27.041	74.000	-2.702	PK
2	*	15900.000	50.149	48.082	-23.851	74.000	2.067	PK

Profile: 2480675R	Page No.: 250
Engineer: Yu Liu	
Site: AC5	Time: 2024/09/26 - 19:42
Limit: FCC_Part15.209_RE(3m)	Margin: 0
Probe: Horn_3117_00167055(1-18GHz)	Polarity: Horizontal
EUT: WiFi 7 (802.11be) 2x2 Dual Band Dual Concurrent Wireless Module	Power: 3.3 Vdc
Note: Mode 1：Transmit at 5300MHz by 802.11a	

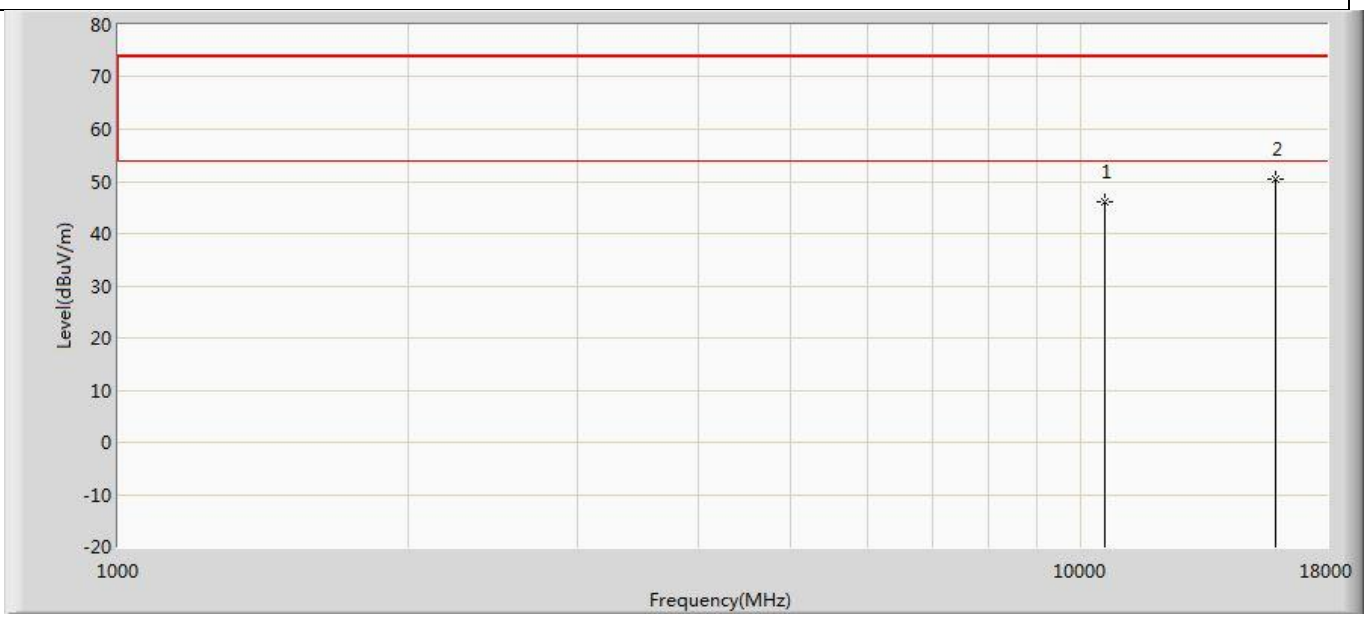

No	Mark	Frequency (MHz)	Measure Level (dBuV/m)	Reading Level (dBuV)	Over Limit (dB)	Limit (dBuV/m)	Factor (dB)	Type
1		10600.000	46.069	48.771	-27.931	74.000	-2.702	PK
2	*	15900.000	50.421	48.354	-23.579	74.000	2.067	PK

Profile: 2480675R	Page No.: 251
Engineer: Yu Liu	
Site: AC5	Time: 2024/09/26 - 19:42
Limit: FCC_Part15.209_RE(3m)	Margin: 0
Probe: Horn_3117_00167055(1-18GHz)	Polarity: Vertical
EUT: WiFi 7 (802.11be) 2x2 Dual Band Dual Concurrent Wireless Module	Power: 3.3 Vdc
Note: Mode 1：Transmit at 5320MHz by 802.11a	

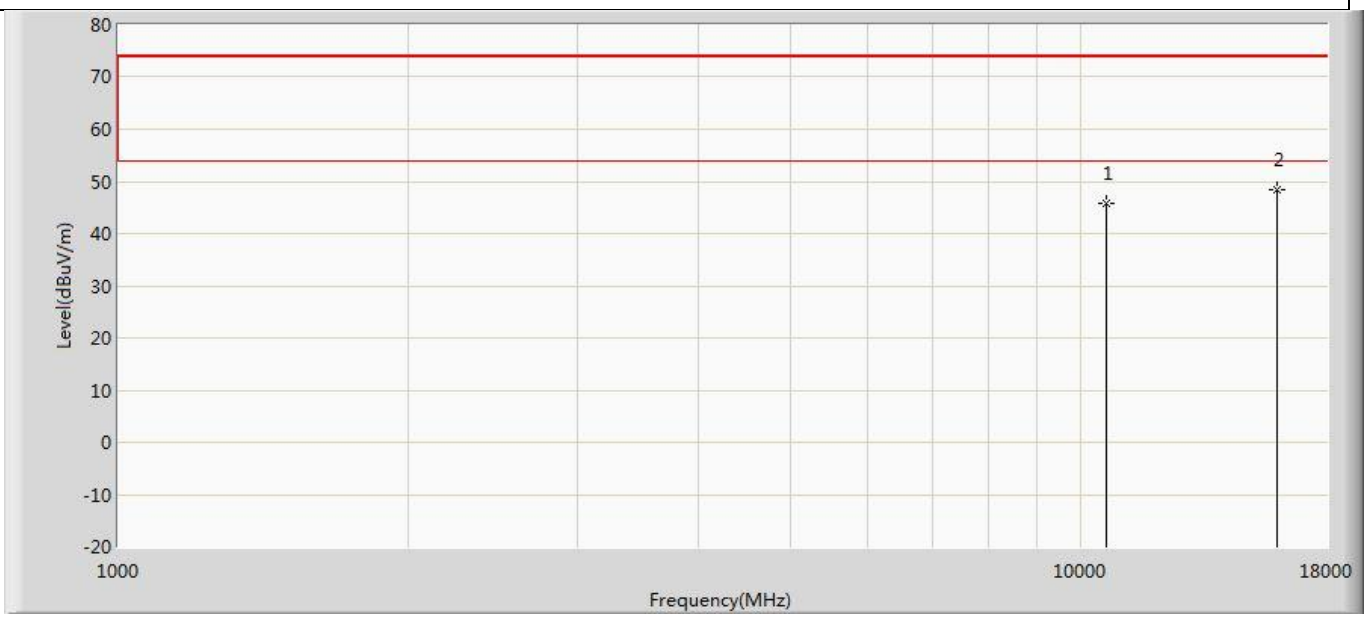

No	Mark	Frequency (MHz)	Measure Level (dBuV/m)	Reading Level (dBuV)	Over Limit (dB)	Limit (dBuV/m)	Factor (dB)	Type
1		10640.000	45.673	49.037	-28.327	74.000	-3.364	PK
2	*	15960.000	48.303	47.170	-25.697	74.000	1.133	PK

Profile: 2480675R	Page No.: 252
Engineer: Yu Liu	
Site: AC5	Time: 2024/09/26 - 19:42
Limit: FCC_Part15.209_RE(3m)	Margin: 0
Probe: Horn_3117_00167055(1-18GHz)	Polarity: Horizontal
EUT: WiFi 7 (802.11be) 2x2 Dual Band Dual Concurrent Wireless Module	Power: 3.3 Vdc
Note: Mode 1：Transmit at 5320MHz by 802.11a	

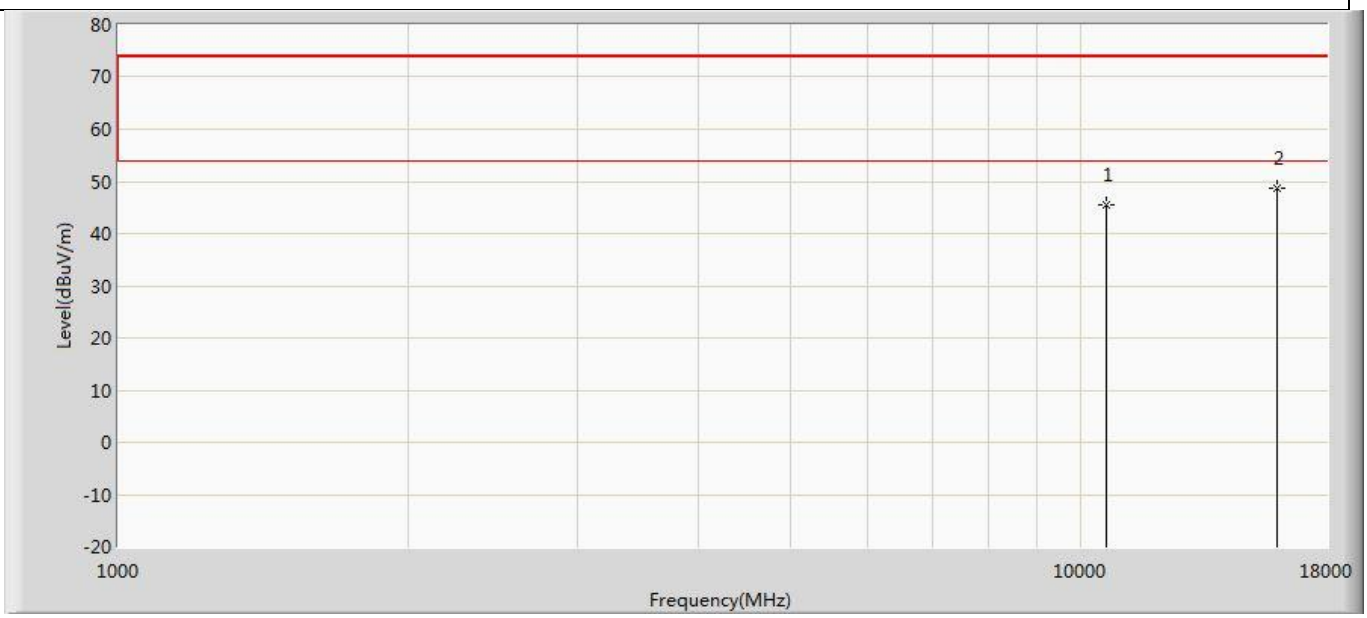

No	Mark	Frequency (MHz)	Measure Level (dBuV/m)	Reading Level (dBuV)	Over Limit (dB)	Limit (dBuV/m)	Factor (dB)	Type
1		10640.000	45.496	48.860	-28.504	74.000	-3.364	PK
2	*	15960.000	48.838	47.705	-25.162	74.000	1.133	PK

Profile: 2480675R	Page No.: 253
Engineer: Yu Liu	
Site: AC5	Time: 2024/09/26 - 19:42
Limit: FCC_Part15.209_RE(3m)	Margin: 0
Probe: Horn_3117_00167055(1-18GHz)	Polarity: Vertical
EUT: WiFi 7 (802.11be) 2x2 Dual Band Dual Concurrent Wireless Module	Power: 3.3 Vdc
Note: Mode 1：Transmit at 5500MHz by 802.11a	

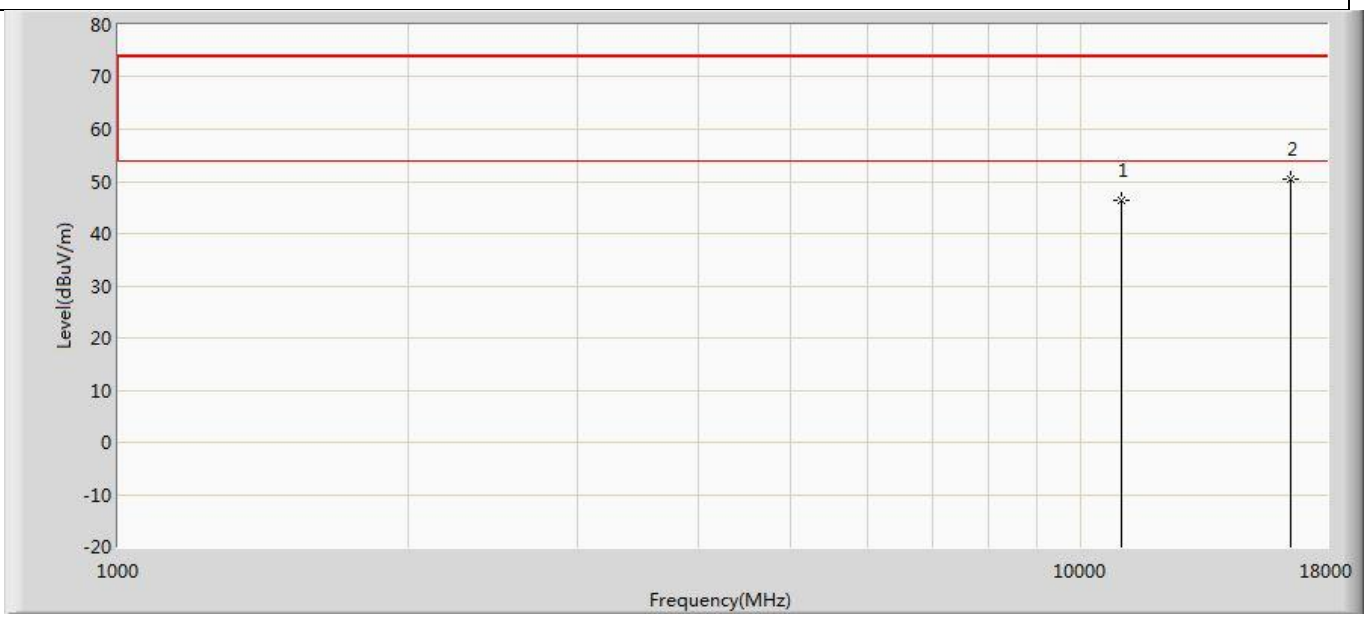

No	Mark	Frequency (MHz)	Measure Level (dBuV/m)	Reading Level (dBuV)	Over Limit (dB)	Limit (dBuV/m)	Factor (dB)	Type
1		11000.000	46.256	49.039	-27.744	74.000	-2.783	PK
2	*	16500.000	50.343	48.401	-23.657	74.000	1.942	PK

Profile: 2480675R	Page No.: 254
Engineer: Yu Liu	
Site: AC5	Time: 2024/09/26 - 19:42
Limit: FCC_Part15.209_RE(3m)	Margin: 0
Probe: Horn_3117_00167055(1-18GHz)	Polarity: Horizontal
EUT: WiFi 7 (802.11be) 2x2 Dual Band Dual Concurrent Wireless Module	Power: 3.3 Vdc
Note: Mode 1：Transmit at 5500MHz by 802.11a	

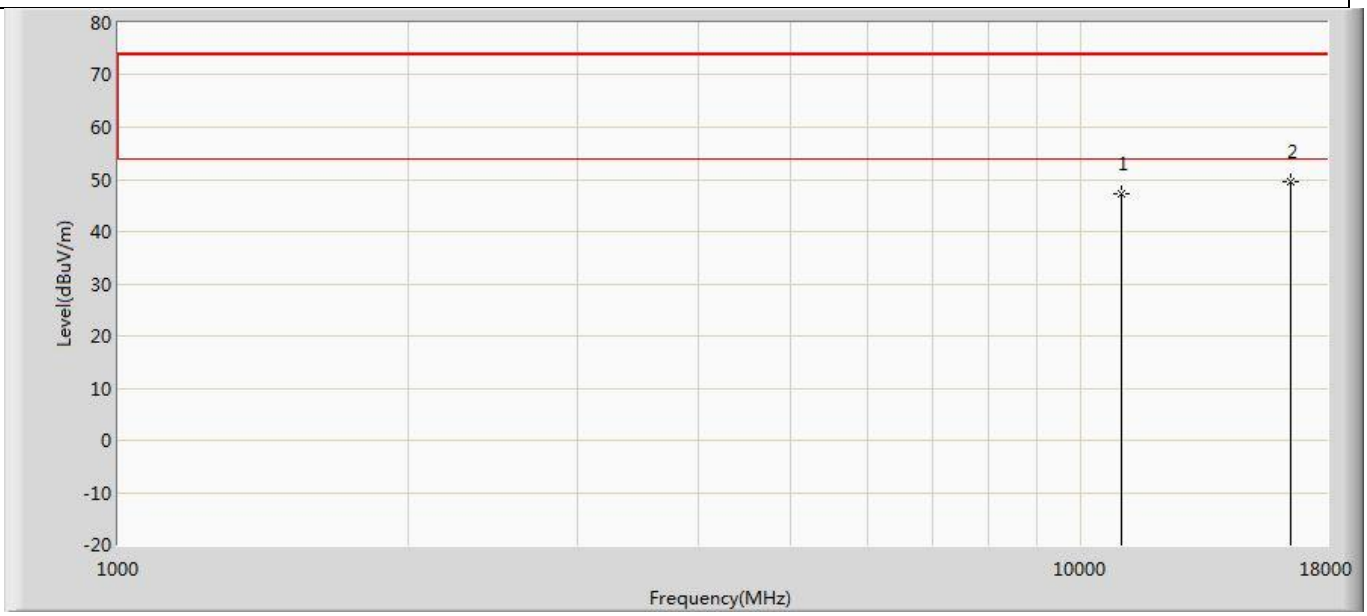

No	Mark	Frequency (MHz)	Measure Level (dBuV/m)	Reading Level (dBuV)	Over Limit (dB)	Limit (dBuV/m)	Factor (dB)	Type
1		11000.000	47.247	50.030	-26.753	74.000	-2.783	PK
2	*	16500.000	49.618	47.676	-24.382	74.000	1.942	PK

Profile: 2480675R	Page No.: 255
Engineer: Yu Liu	
Site: AC5	Time: 2024/09/26 - 19:42
Limit: FCC_Part15.209_RE(3m)	Margin: 0
Probe: Horn_3117_00167055(1-18GHz)	Polarity: Vertical
EUT: WiFi 7 (802.11be) 2x2 Dual Band Dual Concurrent Wireless Module	Power: 3.3 Vdc
Note: Mode 1：Transmit at 5580MHz by 802.11a	

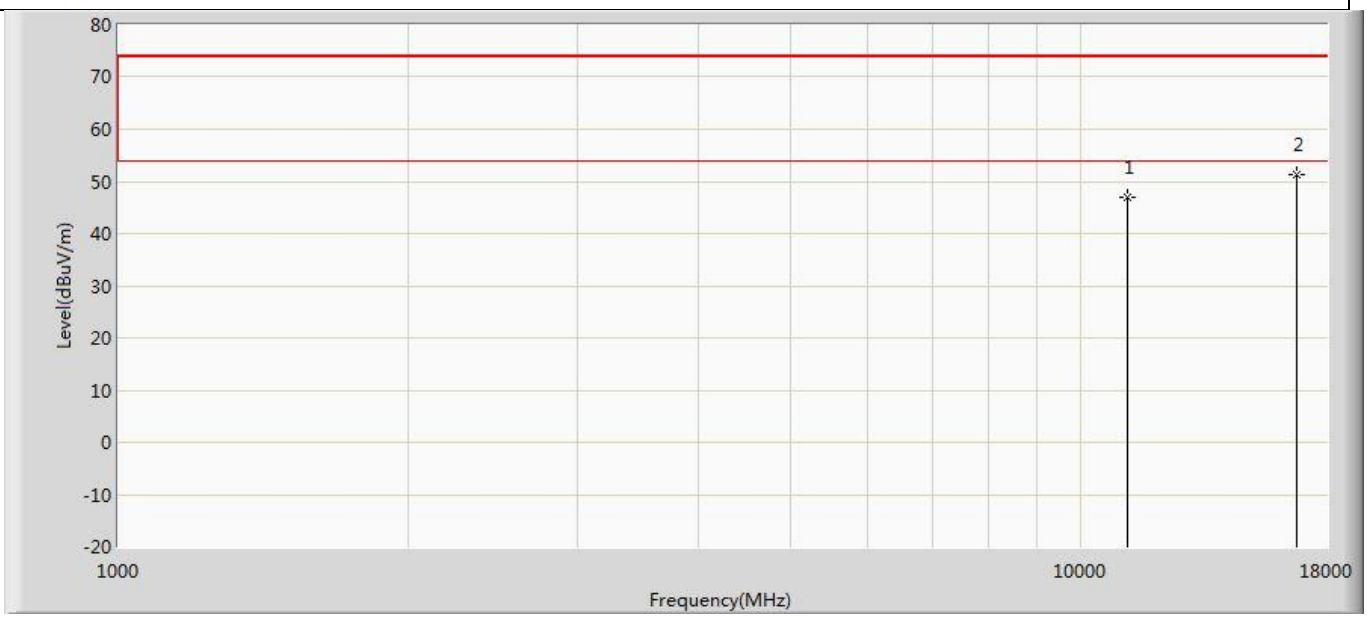

No	Mark	Frequency (MHz)	Measure Level (dBuV/m)	Reading Level (dBuV)	Over Limit (dB)	Limit (dBuV/m)	Factor (dB)	Type
1		11160.000	47.036	48.834	-26.964	74.000	-1.798	PK
2	*	16740.000	51.261	49.858	-22.739	74.000	1.402	PK

Profile: 2480675R	Page No.: 256
Engineer: Yu Liu	
Site: AC5	Time: 2024/09/26 - 19:42
Limit: FCC_Part15.209_RE(3m)	Margin: 0
Probe: Horn_3117_00167055(1-18GHz)	Polarity: Horizontal
EUT: WiFi 7 (802.11be) 2x2 Dual Band Dual Concurrent Wireless Module	Power: 3.3 Vdc
Note: Mode 1：Transmit at 5580MHz by 802.11a	

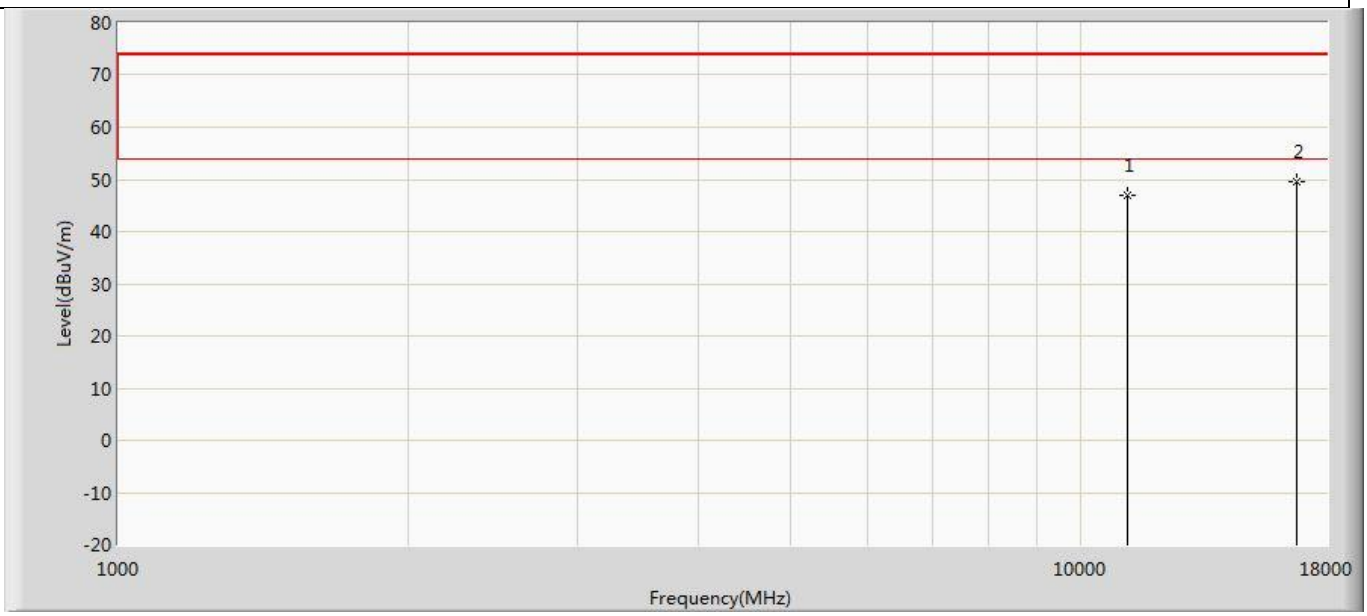

No	Mark	Frequency (MHz)	Measure Level (dBuV/m)	Reading Level (dBuV)	Over Limit (dB)	Limit (dBuV/m)	Factor (dB)	Type
1		11160.000	46.989	48.787	-27.011	74.000	-1.798	PK
2	*	16740.000	49.471	48.068	-24.529	74.000	1.402	PK

Profile: 2480675R	Page No.: 257
Engineer: Yu Liu	
Site: AC5	Time: 2024/09/26 - 19:42
Limit: FCC_Part15.209_RE(3m)	Margin: 0
Probe: Horn_3117_00167055(1-18GHz)	Polarity: Vertical
EUT: WiFi 7 (802.11be) 2x2 Dual Band Dual Concurrent Wireless Module	Power: 3.3 Vdc
Note: Mode 1：Transmit at 5700MHz by 802.11a	

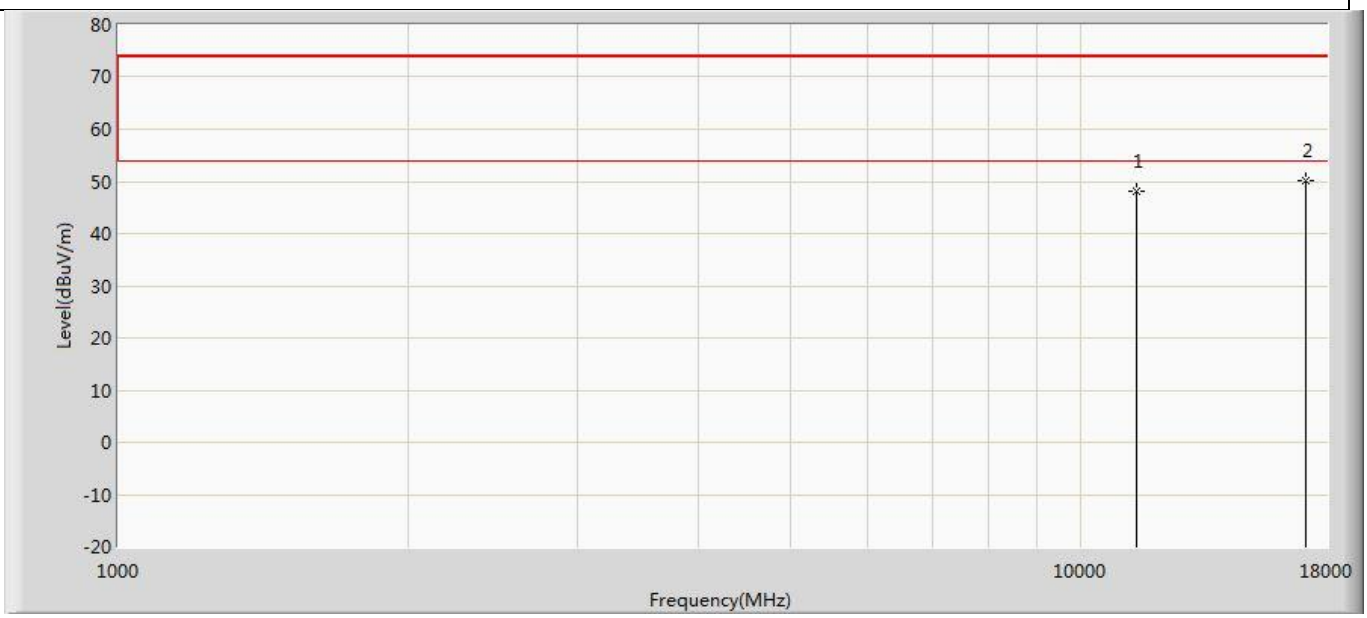

No	Mark	Frequency (MHz)	Measure Level (dBuV/m)	Reading Level (dBuV)	Over Limit (dB)	Limit (dBuV/m)	Factor (dB)	Type
1		11400.000	48.092	49.320	-25.908	74.000	-1.228	PK
2	*	17100.000	50.063	48.151	-23.937	74.000	1.912	PK

Profile: 2480675R	Page No.: 258
Engineer: Yu Liu	
Site: AC5	Time: 2024/09/26 - 19:42
Limit: FCC_Part15.209_RE(3m)	Margin: 0
Probe: Horn_3117_00167055(1-18GHz)	Polarity: Horizontal
EUT: WiFi 7 (802.11be) 2x2 Dual Band Dual Concurrent Wireless Module	Power: 3.3 Vdc
Note: Mode 1：Transmit at 5700MHz by 802.11a	

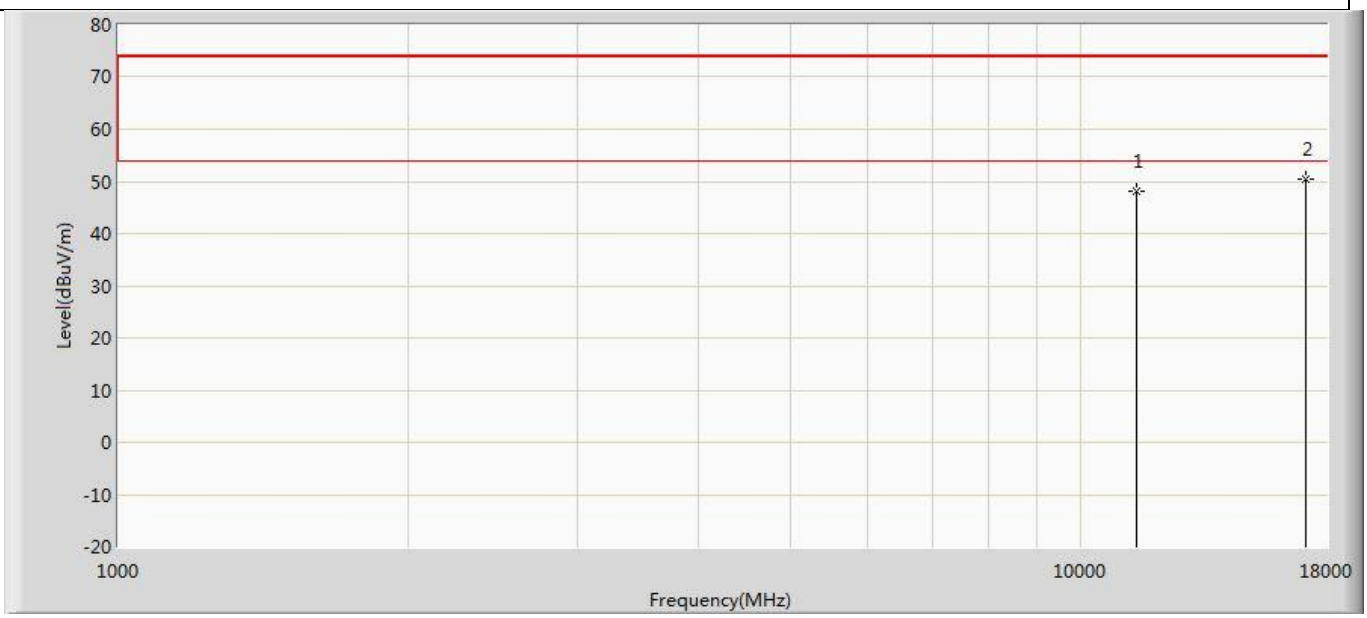

No	Mark	Frequency (MHz)	Measure Level (dBuV/m)	Reading Level (dBuV)	Over Limit (dB)	Limit (dBuV/m)	Factor (dB)	Type
1		11400.000	48.023	49.251	-25.977	74.000	-1.228	PK
2	*	17100.000	50.393	48.481	-23.607	74.000	1.912	PK

Profile: 2480675R	Page No.: 259
Engineer: Yu Liu	
Site: AC5	Time: 2024/09/26 - 19:42
Limit: FCC_Part15.209_RE(3m)	Margin: 0
Probe: Horn_3117_00167055(1-18GHz)	Polarity: Vertical
EUT: WiFi 7 (802.11be) 2x2 Dual Band Dual Concurrent Wireless Module	Power: 3.3 Vdc
Note: Mode 1：Transmit at 5745MHz by 802.11a	

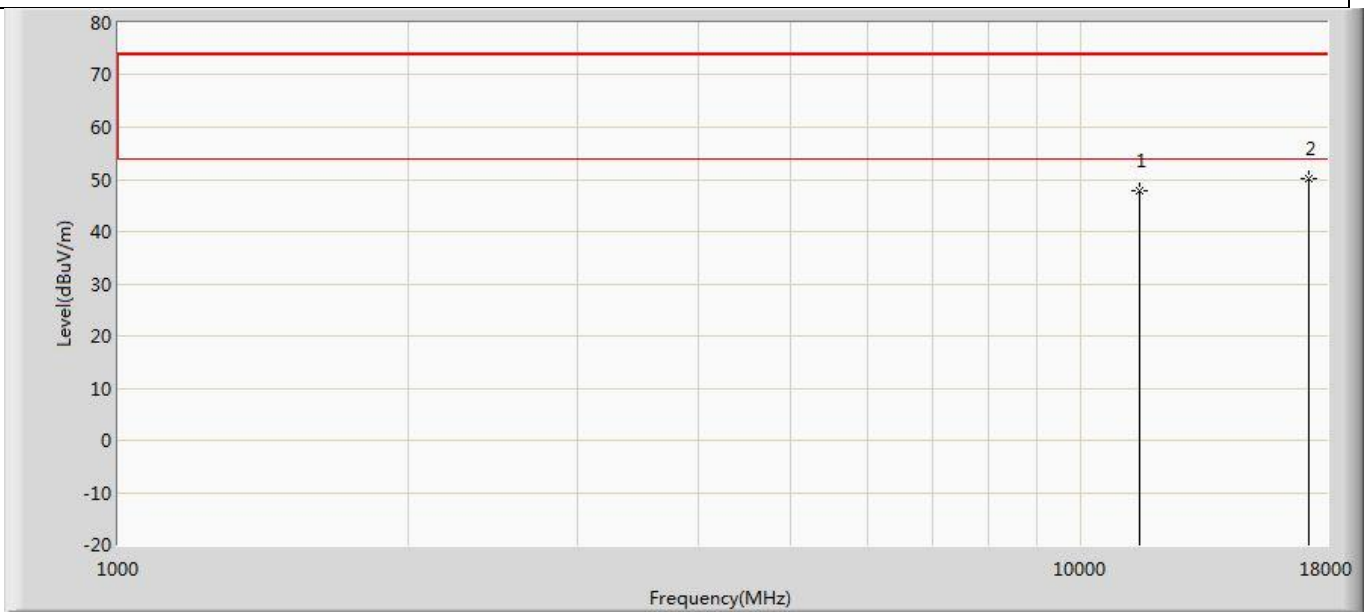

No	Mark	Frequency (MHz)	Measure Level (dBuV/m)	Reading Level (dBuV)	Over Limit (dB)	Limit (dBuV/m)	Factor (dB)	Type
1		11490.000	47.942	49.427	-26.058	74.000	-1.485	PK
2	*	17235.000	50.055	48.467	-23.945	74.000	1.588	PK

Profile: 2480675R	Page No.: 260
Engineer: Yu Liu	
Site: AC5	Time: 2024/09/26 - 19:42
Limit: FCC_Part15.209_RE(3m)	Margin: 0
Probe: Horn_3117_00167055(1-18GHz)	Polarity: Horizontal
EUT: WiFi 7 (802.11be) 2x2 Dual Band Dual Concurrent Wireless Module	Power: 3.3 Vdc
Note: Mode 1：Transmit at 5745MHz by 802.11a	

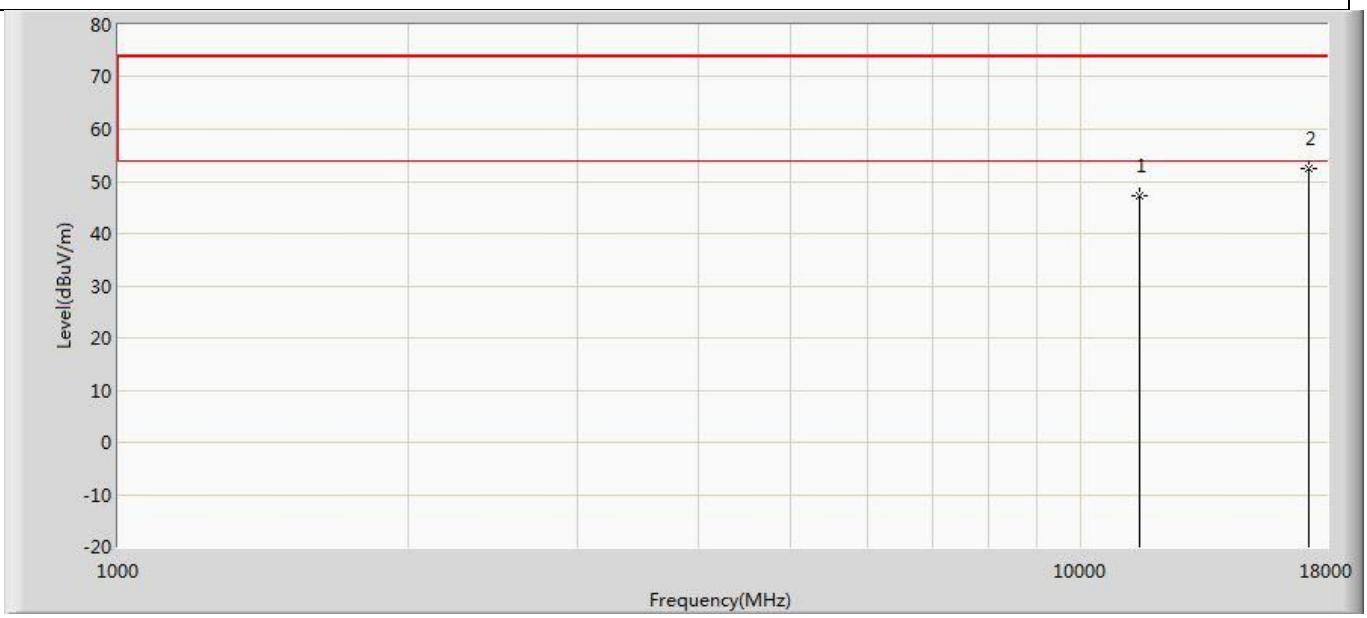

No	Mark	Frequency (MHz)	Measure Level (dBuV/m)	Reading Level (dBuV)	Over Limit (dB)	Limit (dBuV/m)	Factor (dB)	Type
1		11490.000	47.131	48.616	-26.869	74.000	-1.485	PK
2	*	17235.000	52.453	50.865	-21.547	74.000	1.588	PK

Profile: 2480675R	Page No.: 261
Engineer: Yu Liu	
Site: AC5	Time: 2024/09/26 - 19:42
Limit: FCC_Part15.209_RE(3m)	Margin: 0
Probe: Horn_3117_00167055(1-18GHz)	Polarity: Vertical
EUT: WiFi 7 (802.11be) 2x2 Dual Band Dual Concurrent Wireless Module	Power: 3.3 Vdc
Note: Mode 1：Transmit at 5785MHz by 802.11a	

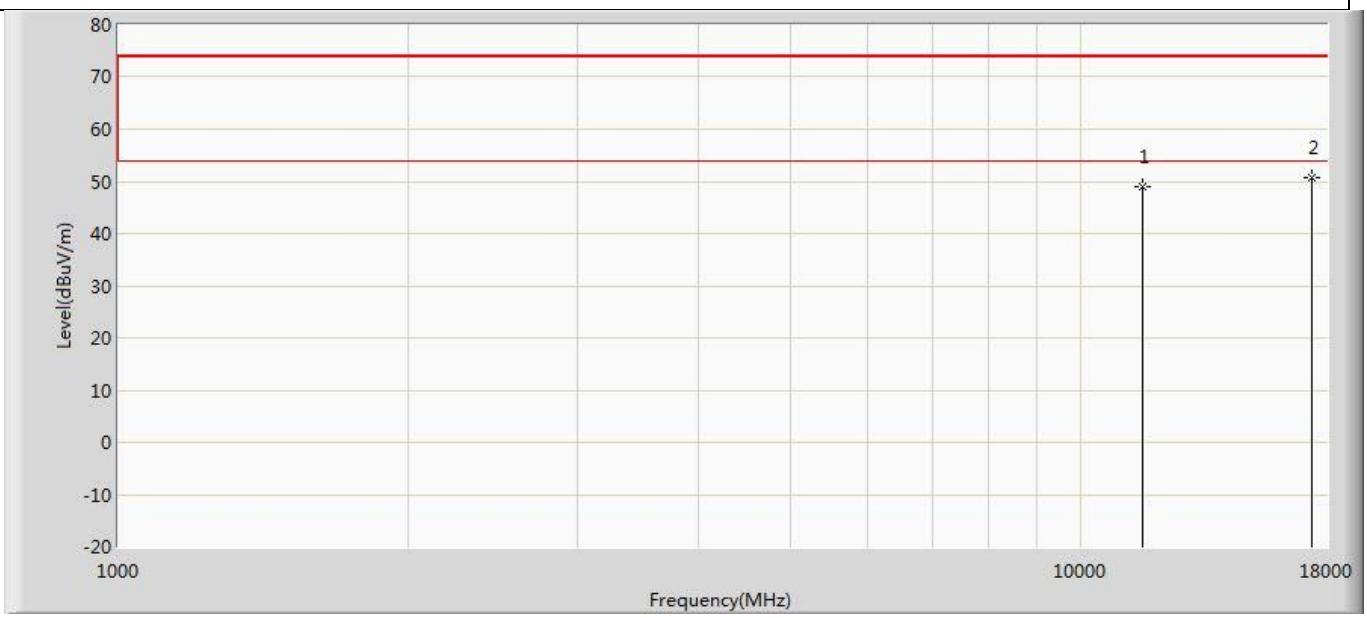

No	Mark	Frequency (MHz)	Measure Level (dBuV/m)	Reading Level (dBuV)	Over Limit (dB)	Limit (dBuV/m)	Factor (dB)	Type
1		11570.000	48.969	49.613	-25.031	74.000	-0.644	PK
2	*	17355.000	50.845	48.595	-23.155	74.000	2.250	PK

Profile: 2480675R	Page No.: 262
Engineer: Yu Liu	
Site: AC5	Time: 2024/09/26 - 19:43
Limit: FCC_Part15.209_RE(3m)	Margin: 0
Probe: Horn_3117_00167055(1-18GHz)	Polarity: Horizontal
EUT: WiFi 7 (802.11be) 2x2 Dual Band Dual Concurrent Wireless Module	Power: 3.3 Vdc
Note: Mode 1：Transmit at 5785MHz by 802.11a	

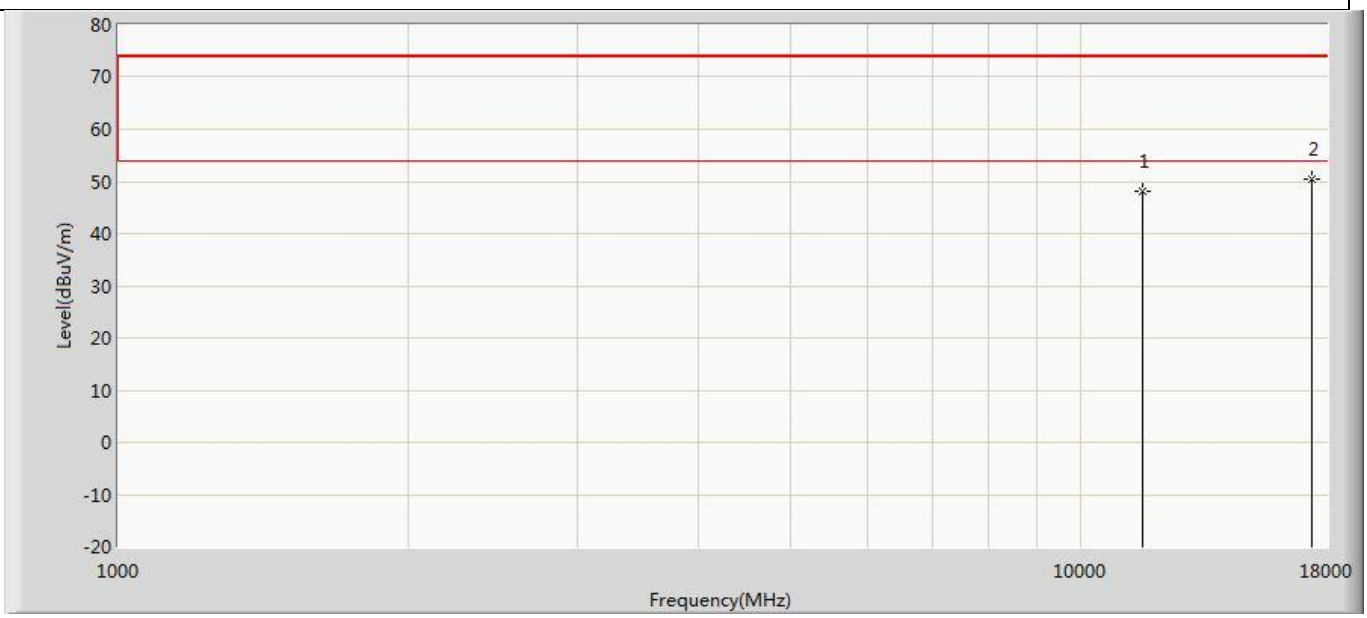

No	Mark	Frequency (MHz)	Measure Level (dBuV/m)	Reading Level (dBuV)	Over Limit (dB)	Limit (dBuV/m)	Factor (dB)	Type
1		11570.000	47.990	48.634	-26.010	74.000	-0.644	PK
2	*	17355.000	50.337	48.087	-23.663	74.000	2.250	PK

Profile: 2480675R	Page No.: 263
Engineer: Yu Liu	
Site: AC5	Time: 2024/09/26 - 19:43
Limit: FCC_Part15.209_RE(3m)	Margin: 0
Probe: Horn_3117_00167055(1-18GHz)	Polarity: Vertical
EUT: WiFi 7 (802.11be) 2x2 Dual Band Dual Concurrent Wireless Module	Power: 3.3 Vdc
Note: Mode 1：Transmit at 5825MHz by 802.11a	

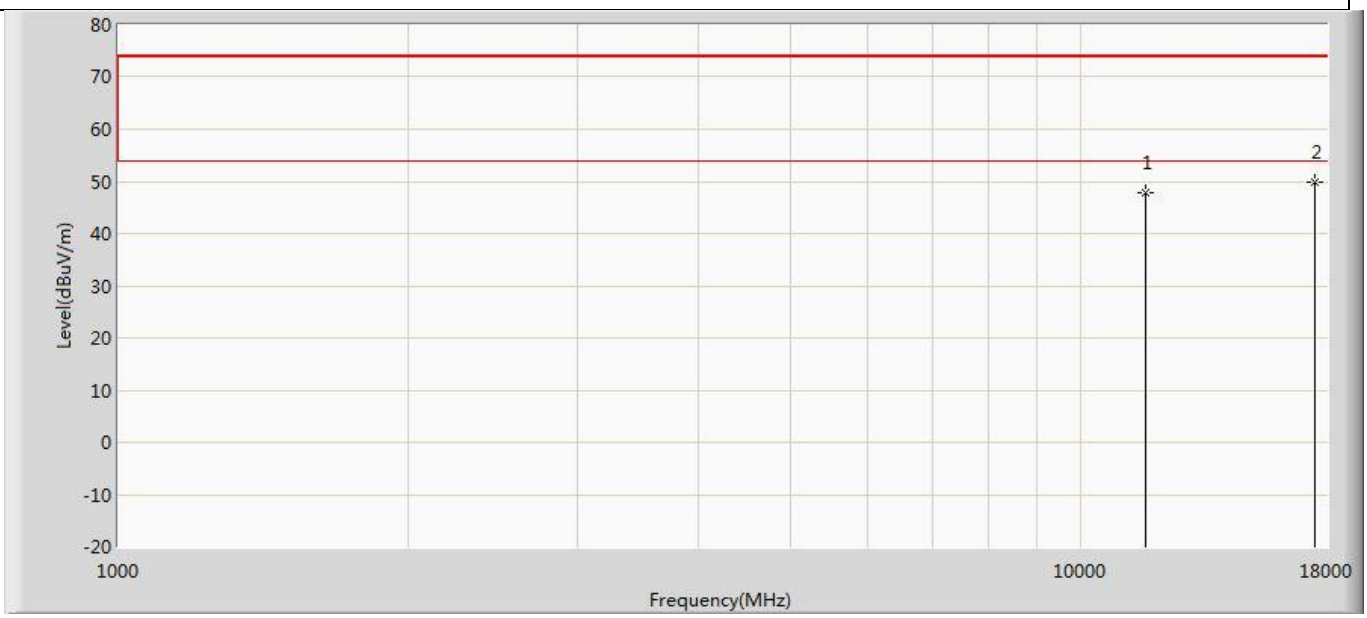

No	Mark	Frequency (MHz)	Measure Level (dBuV/m)	Reading Level (dBuV)	Over Limit (dB)	Limit (dBuV/m)	Factor (dB)	Type
1		11650.000	47.920	48.702	-26.080	74.000	-0.782	PK
2	*	17475.000	49.760	48.333	-24.240	74.000	1.428	PK

Profile: 2480675R	Page No.: 264
Engineer: Yu Liu	
Site: AC5	Time: 2024/09/26 - 19:43
Limit: FCC_Part15.209_RE(3m)	Margin: 0
Probe: Horn_3117_00167055(1-18GHz)	Polarity: Horizontal
EUT: WiFi 7 (802.11be) 2x2 Dual Band Dual Concurrent Wireless Module	Power: 3.3 Vdc
Note: Mode 1：Transmit at 5825MHz by 802.11a	

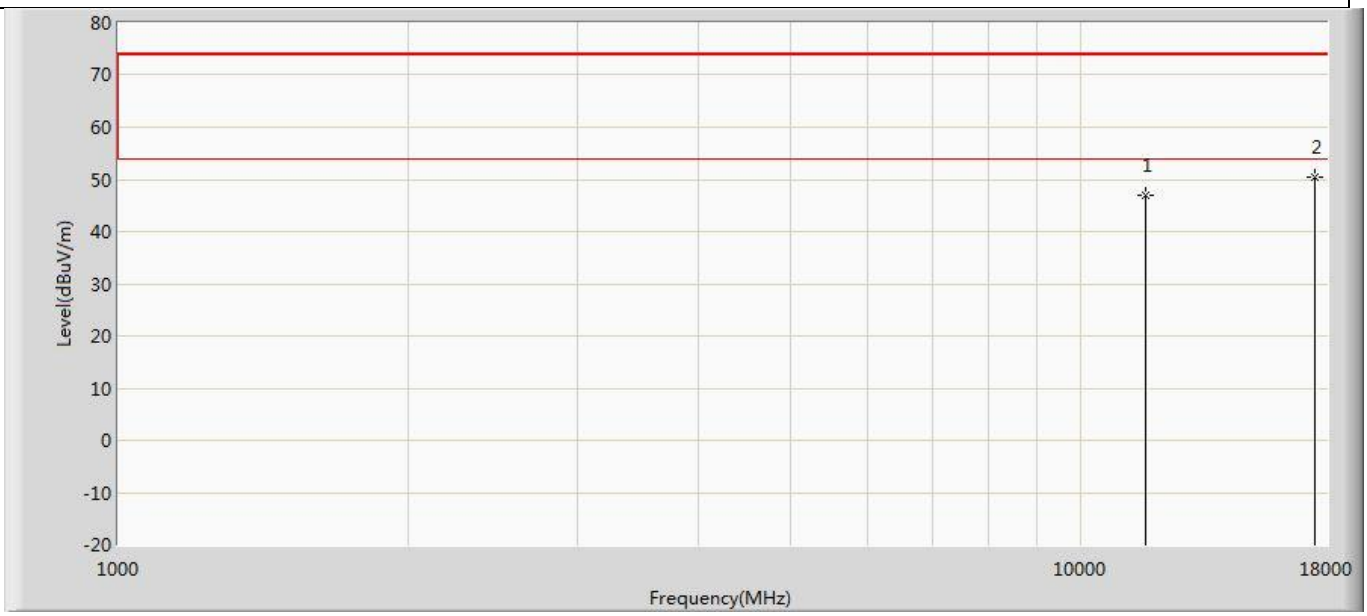

No	Mark	Frequency (MHz)	Measure Level (dBuV/m)	Reading Level (dBuV)	Over Limit (dB)	Limit (dBuV/m)	Factor (dB)	Type
1		11650.000	46.912	47.694	-27.088	74.000	-0.782	PK
2	*	17475.000	50.415	48.988	-23.585	74.000	1.428	PK

Profile: 2480675R	Page No.: 265
Engineer: Yu Liu	
Site: AC5	Time: 2024/09/26 - 19:43
Limit: FCC_Part15.209_RE(3m)	Margin: 0
Probe: Horn_3117_00167055(1-18GHz)	Polarity: Vertical
EUT: WiFi 7 (802.11be) 2x2 Dual Band Dual Concurrent Wireless Module	Power: 3.3 Vdc
Note: Mode 2：Transmit at 5180MHz by 802.11n(20MHz)	

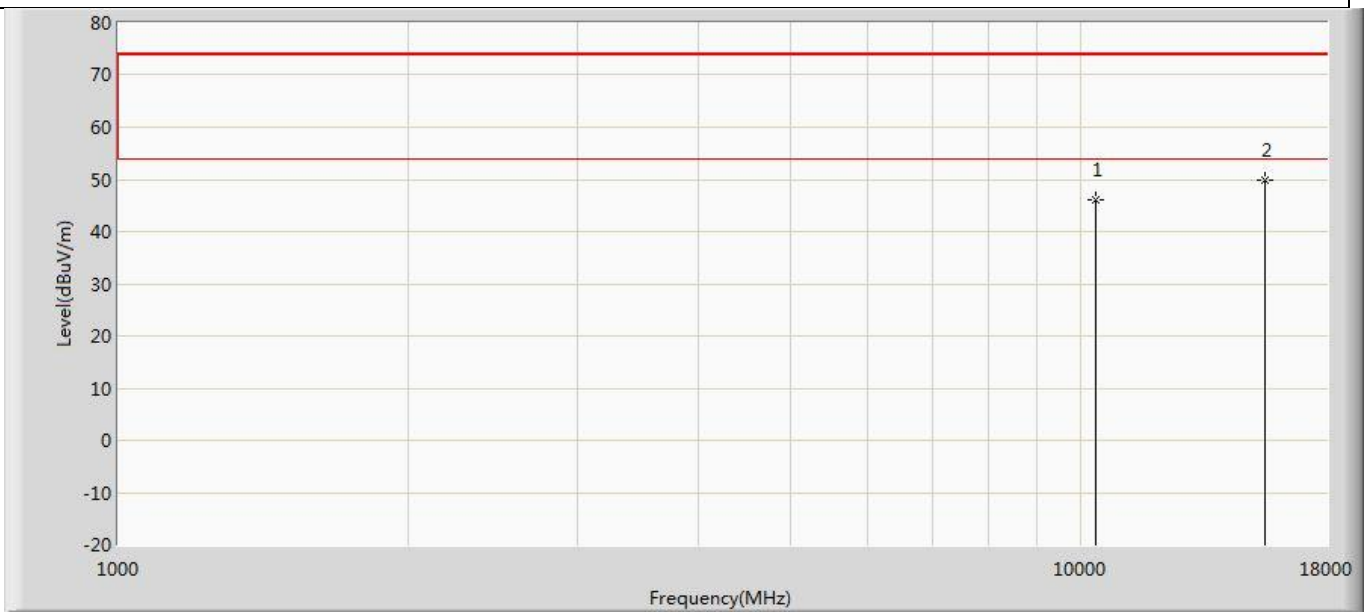

No	Mark	Frequency (MHz)	Measure Level (dBuV/m)	Reading Level (dBuV)	Over Limit (dB)	Limit (dBuV/m)	Factor (dB)	Type
1		10360.000	45.981	49.387	-28.019	74.000	-3.406	PK
2	*	15540.000	49.905	48.862	-24.095	74.000	1.043	PK

Profile: 2480675R	Page No.: 266
Engineer: Yu Liu	
Site: AC5	Time: 2024/09/26 - 19:43
Limit: FCC_Part15.209_RE(3m)	Margin: 0
Probe: Horn_3117_00167055(1-18GHz)	Polarity: Horizontal
EUT: WiFi 7 (802.11be) 2x2 Dual Band Dual Concurrent Wireless Module	Power: 3.3 Vdc
Note: Mode 2：Transmit at 5180MHz by 802.11n(20MHz)	

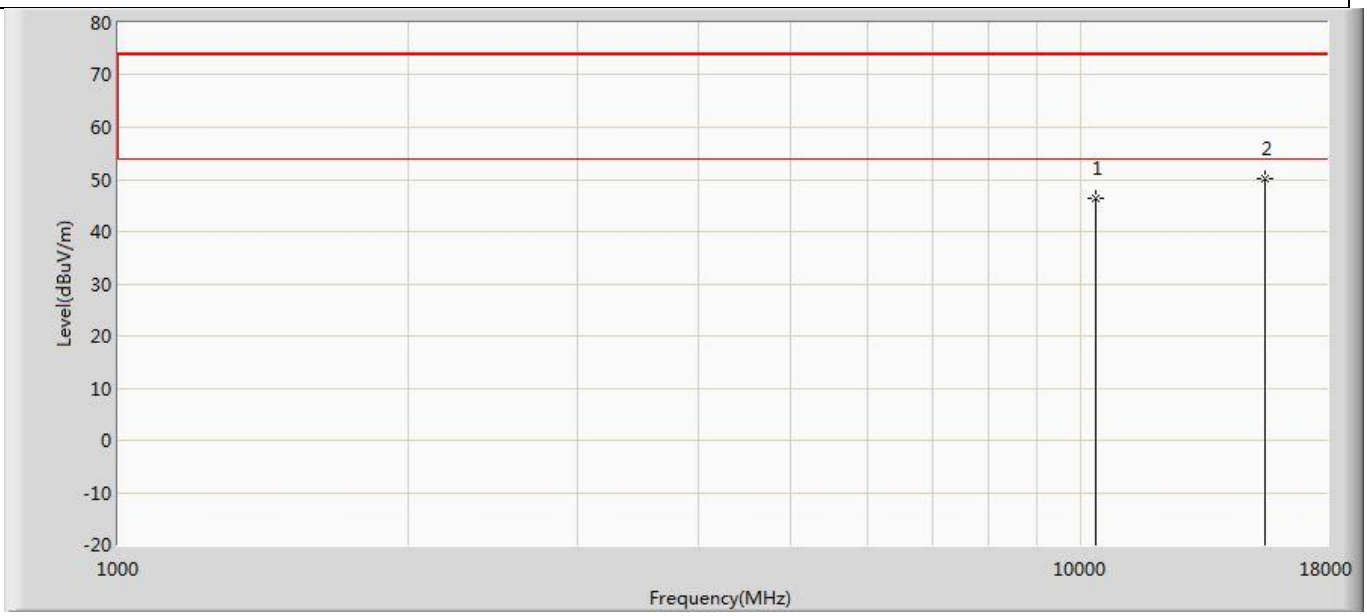

No	Mark	Frequency (MHz)	Measure Level (dBuV/m)	Reading Level (dBuV)	Over Limit (dB)	Limit (dBuV/m)	Factor (dB)	Type
1		10360.000	46.377	49.783	-27.623	74.000	-3.406	PK
2	*	15540.000	50.049	49.006	-23.951	74.000	1.043	PK

Profile: 2480675R	Page No.: 267
Engineer: Yu Liu	
Site: AC5	Time: 2024/09/26 - 19:43
Limit: FCC_Part15.209_RE(3m)	Margin: 0
Probe: Horn_3117_00167055(1-18GHz)	Polarity: Vertical
EUT: WiFi 7 (802.11be) 2x2 Dual Band Dual Concurrent Wireless Module	Power: 3.3 Vdc
Note: Mode 2：Transmit at 5220MHz by 802.11n(20MHz)	

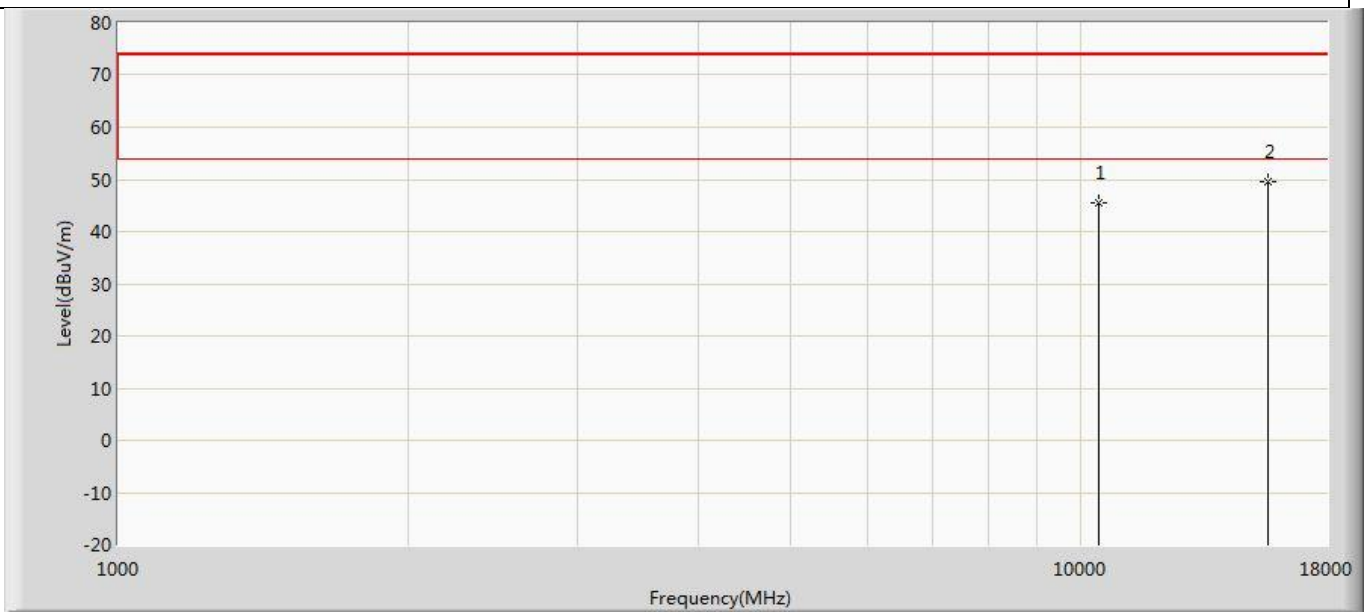

No	Mark	Frequency (MHz)	Measure Level (dBuV/m)	Reading Level (dBuV)	Over Limit (dB)	Limit (dBuV/m)	Factor (dB)	Type
1		10440.000	45.623	48.917	-28.377	74.000	-3.294	PK
2	*	15660.000	49.449	48.438	-24.551	74.000	1.011	PK

Profile: 2480675R	Page No.: 268
Engineer: Yu Liu	
Site: AC5	Time: 2024/09/26 - 19:43
Limit: FCC_Part15.209_RE(3m)	Margin: 0
Probe: Horn_3117_00167055(1-18GHz)	Polarity: Horizontal
EUT: WiFi 7 (802.11be) 2x2 Dual Band Dual Concurrent Wireless Module	Power: 3.3 Vdc
Note: Mode 2：Transmit at 5220MHz by 802.11n(20MHz)	

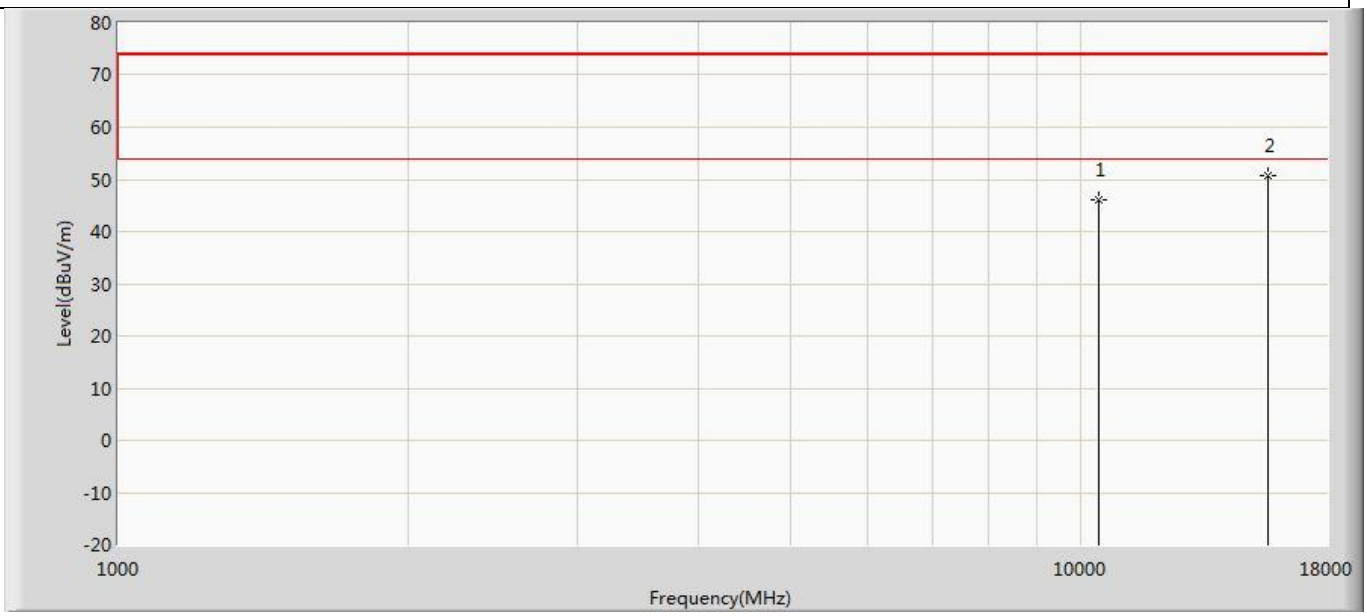

No	Mark	Frequency (MHz)	Measure Level (dBuV/m)	Reading Level (dBuV)	Over Limit (dB)	Limit (dBuV/m)	Factor (dB)	Type
1		10440.000	45.984	49.278	-28.016	74.000	-3.294	PK
2	*	15660.000	50.652	49.641	-23.348	74.000	1.011	PK

Profile: 2480675R	Page No.: 269
Engineer: Yu Liu	
Site: AC5	Time: 2024/09/26 - 19:43
Limit: FCC_Part15.209_RE(3m)	Margin: 0
Probe: Horn_3117_00167055(1-18GHz)	Polarity: Vertical
EUT: WiFi 7 (802.11be) 2x2 Dual Band Dual Concurrent Wireless Module	Power: 3.3 Vdc
Note: Mode 2：Transmit at 5240MHz by 802.11n(20MHz)	

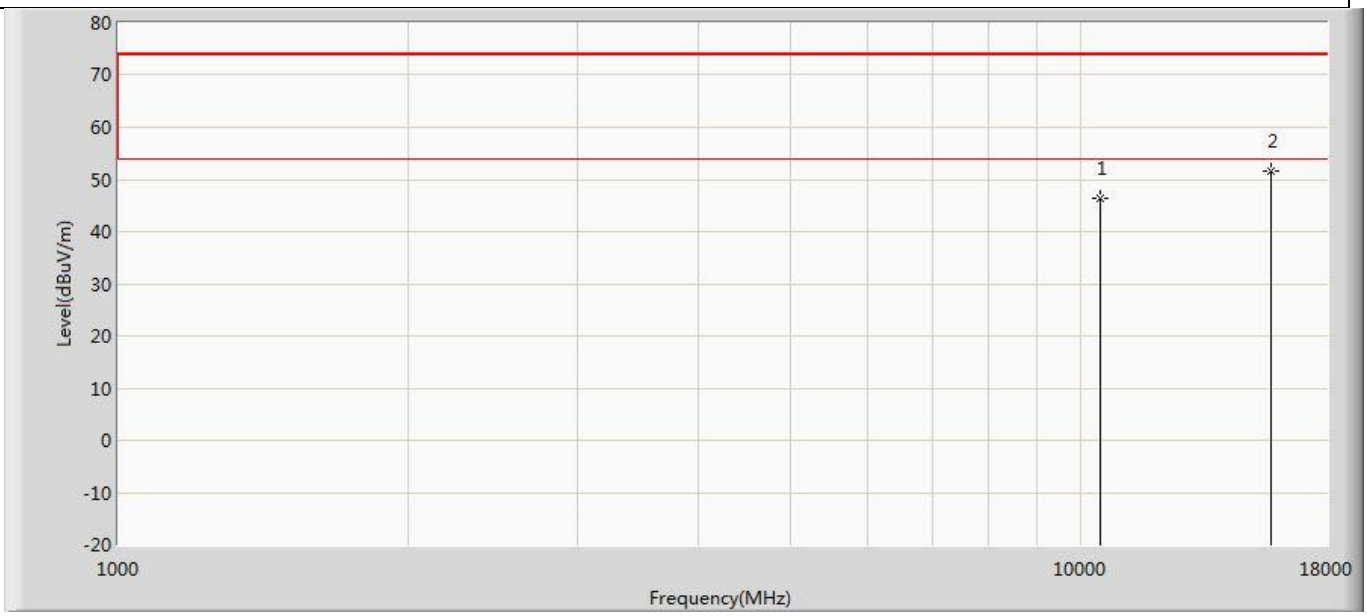

No	Mark	Frequency (MHz)	Measure Level (dBuV/m)	Reading Level (dBuV)	Over Limit (dB)	Limit (dBuV/m)	Factor (dB)	Type
1		10480.000	46.281	49.560	-27.719	74.000	-3.279	PK
2	*	15720.000	51.473	49.953	-22.527	74.000	1.520	PK

Profile: 2480675R	Page No.: 270
Engineer: Yu Liu	
Site: AC5	Time: 2024/09/26 - 19:43
Limit: FCC_Part15.209_RE(3m)	Margin: 0
Probe: Horn_3117_00167055(1-18GHz)	Polarity: Horizontal
EUT: WiFi 7 (802.11be) 2x2 Dual Band Dual Concurrent Wireless Module	Power: 3.3 Vdc
Note: Mode 2：Transmit at 5240MHz by 802.11n(20MHz)	

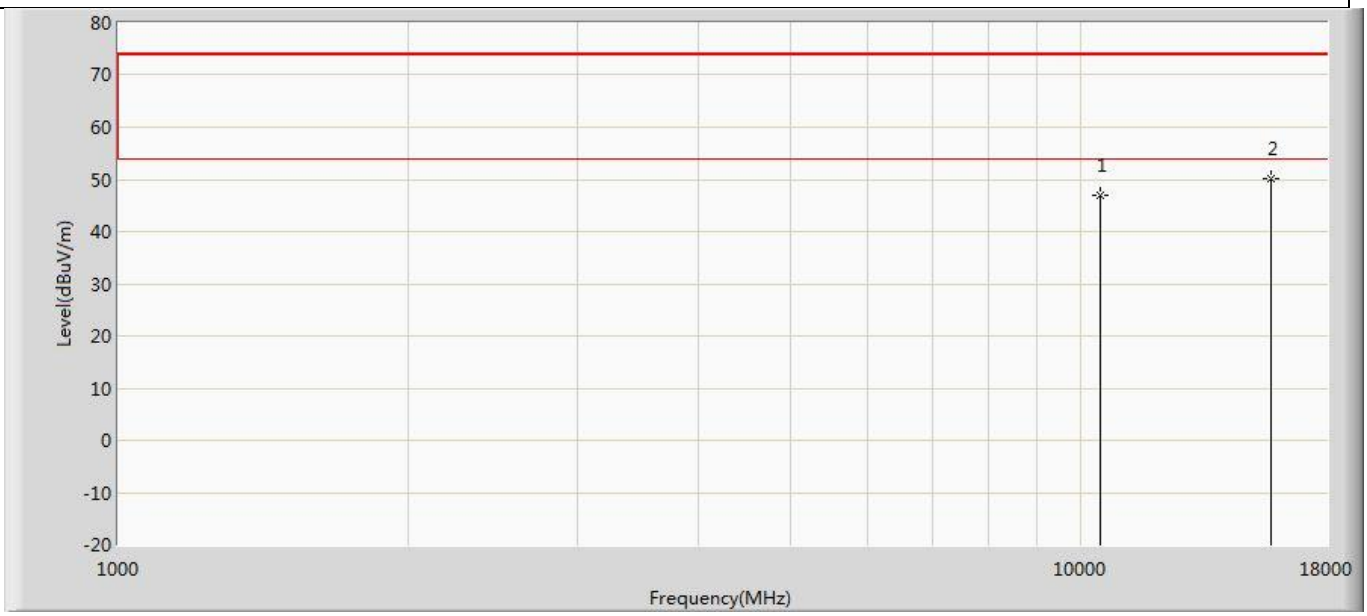

No	Mark	Frequency (MHz)	Measure Level (dBuV/m)	Reading Level (dBuV)	Over Limit (dB)	Limit (dBuV/m)	Factor (dB)	Type
1		10480.000	46.891	50.170	-27.109	74.000	-3.279	PK
2	*	15720.000	50.249	48.729	-23.751	74.000	1.520	PK

Profile: 2480675R	Page No.: 271
Engineer: Yu Liu	
Site: AC5	Time: 2024/09/26 - 19:43
Limit: FCC_Part15.209_RE(3m)	Margin: 0
Probe: Horn_3117_00167055(1-18GHz)	Polarity: Vertical
EUT: WiFi 7 (802.11be) 2x2 Dual Band Dual Concurrent Wireless Module	Power: 3.3 Vdc
Note: Mode 2：Transmit at 5260MHz by 802.11n(20MHz)	

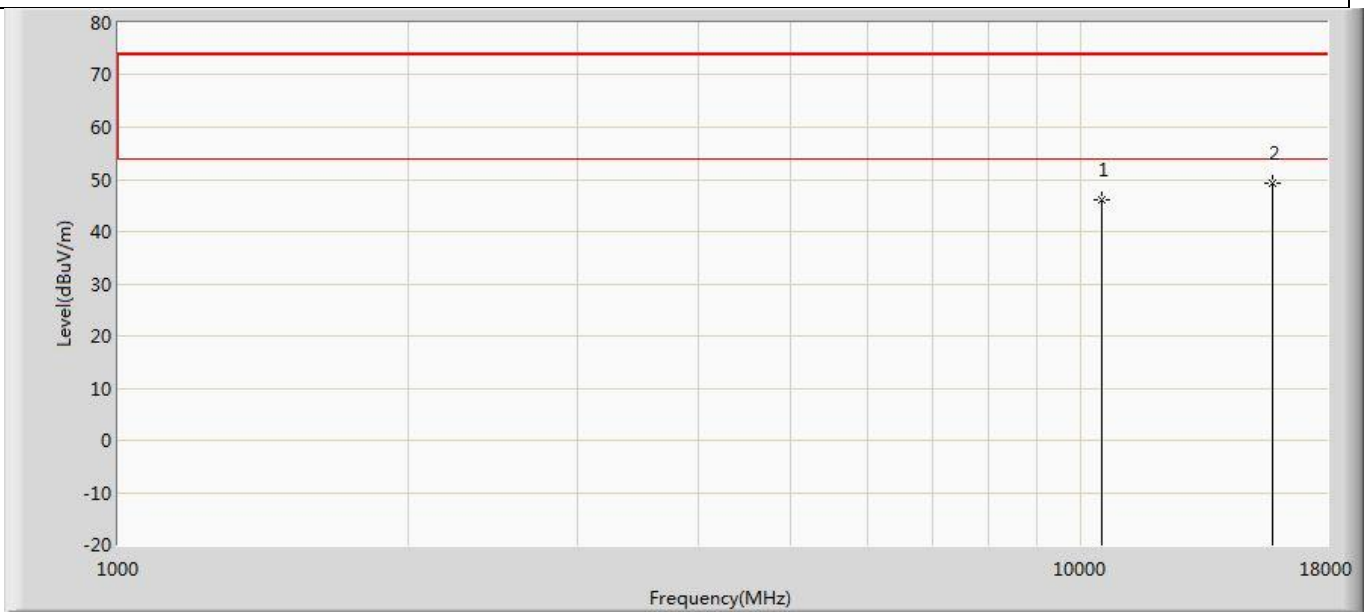

No	Mark	Frequency (MHz)	Measure Level (dBuV/m)	Reading Level (dBuV)	Over Limit (dB)	Limit (dBuV/m)	Factor (dB)	Type
1		10520.000	45.959	49.198	-28.041	74.000	-3.239	PK
2	*	15780.000	49.335	48.077	-24.665	74.000	1.257	PK

Profile: 2480675R	Page No.: 272
Engineer: Yu Liu	
Site: AC5	Time: 2024/09/26 - 19:44
Limit: FCC_Part15.209_RE(3m)	Margin: 0
Probe: Horn_3117_00167055(1-18GHz)	Polarity: Horizontal
EUT: WiFi 7 (802.11be) 2x2 Dual Band Dual Concurrent Wireless Module	Power: 3.3 Vdc
Note: Mode 2：Transmit at 5260MHz by 802.11n(20MHz)	

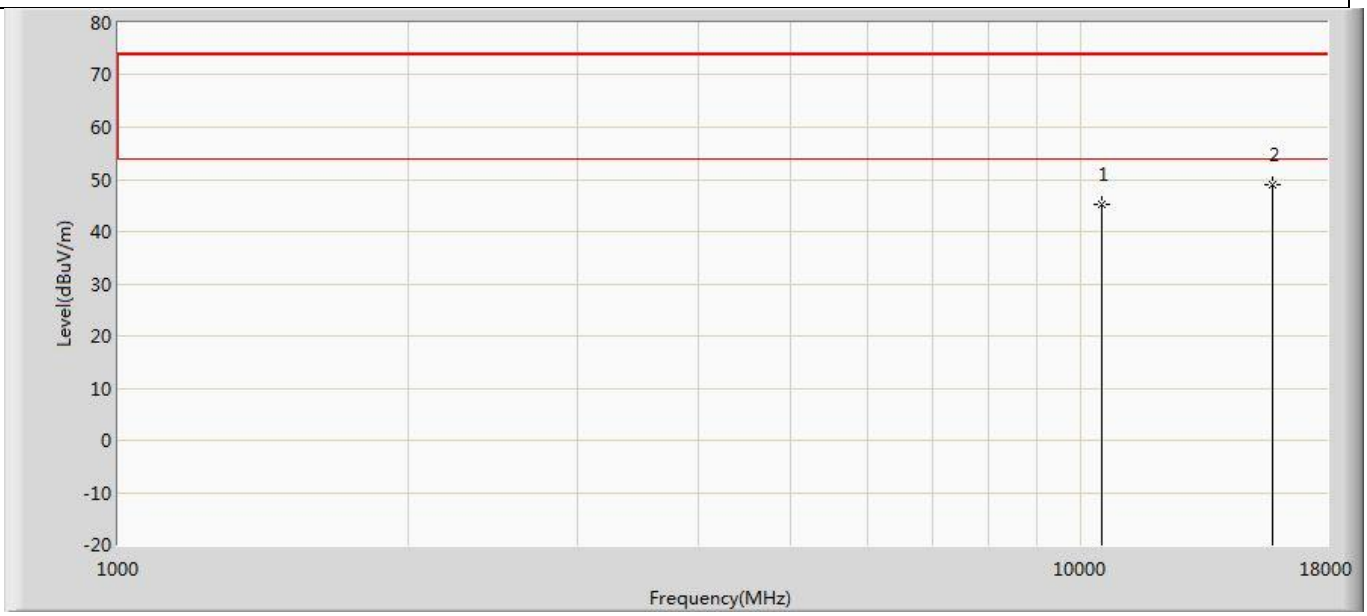

No	Mark	Frequency (MHz)	Measure Level (dBuV/m)	Reading Level (dBuV)	Over Limit (dB)	Limit (dBuV/m)	Factor (dB)	Type
1		10520.000	45.353	48.592	-28.647	74.000	-3.239	PK
2	*	15780.000	49.109	47.851	-24.891	74.000	1.257	PK

Profile: 2480675R	Page No.: 273
Engineer: Yu Liu	
Site: AC5	Time: 2024/09/26 - 19:44
Limit: FCC_Part15.209_RE(3m)	Margin: 0
Probe: Horn_3117_00167055(1-18GHz)	Polarity: Vertical
EUT: WiFi 7 (802.11be) 2x2 Dual Band Dual Concurrent Wireless Module	Power: 3.3 Vdc
Note: Mode 2：Transmit at 5300MHz by 802.11n(20MHz)	

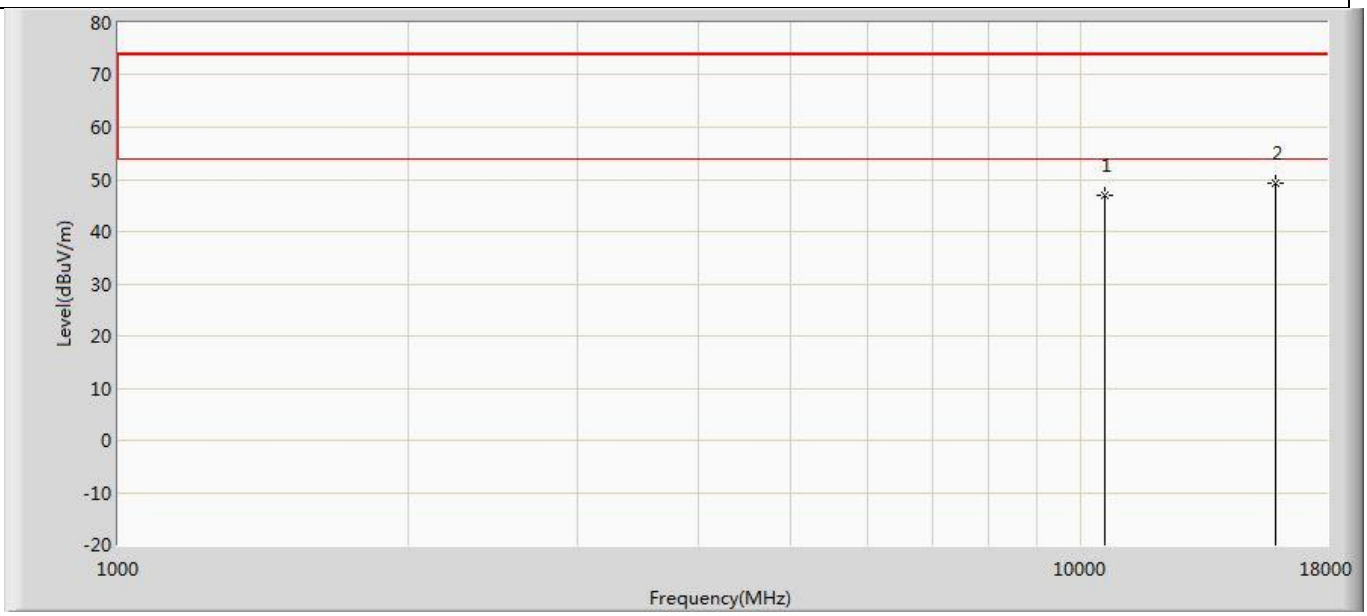

No	Mark	Frequency (MHz)	Measure Level (dBuV/m)	Reading Level (dBuV)	Over Limit (dB)	Limit (dBuV/m)	Factor (dB)	Type
1		10600.000	46.859	49.561	-27.141	74.000	-2.702	PK
2	*	15900.000	49.247	47.180	-24.753	74.000	2.067	PK

Profile: 2480675R	Page No.: 274
Engineer: Yu Liu	
Site: AC5	Time: 2024/09/26 - 19:44
Limit: FCC_Part15.209_RE(3m)	Margin: 0
Probe: Horn_3117_00167055(1-18GHz)	Polarity: Horizontal
EUT: WiFi 7 (802.11be) 2x2 Dual Band Dual Concurrent Wireless Module	Power: 3.3 Vdc
Note: Mode 2：Transmit at 5300MHz by 802.11n(20MHz)	

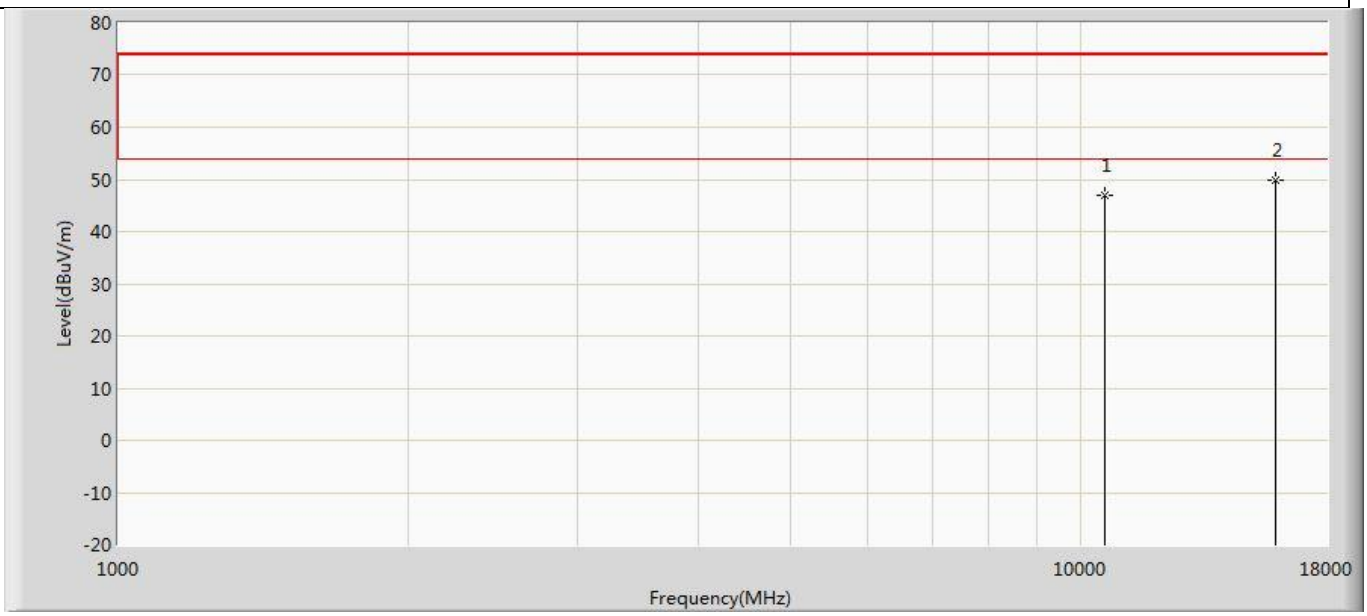

No	Mark	Frequency (MHz)	Measure Level (dBuV/m)	Reading Level (dBuV)	Over Limit (dB)	Limit (dBuV/m)	Factor (dB)	Type
1		10600.000	46.921	49.623	-27.079	74.000	-2.702	PK
2	*	15900.000	49.891	47.824	-24.109	74.000	2.067	PK

Profile: 2480675R	Page No.: 275
Engineer: Yu Liu	
Site: AC5	Time: 2024/09/26 - 19:44
Limit: FCC_Part15.209_RE(3m)	Margin: 0
Probe: Horn_3117_00167055(1-18GHz)	Polarity: Vertical
EUT: WiFi 7 (802.11be) 2x2 Dual Band Dual Concurrent Wireless Module	Power: 3.3 Vdc
Note: Mode 2：Transmit at 5320MHz by 802.11n(20MHz)	

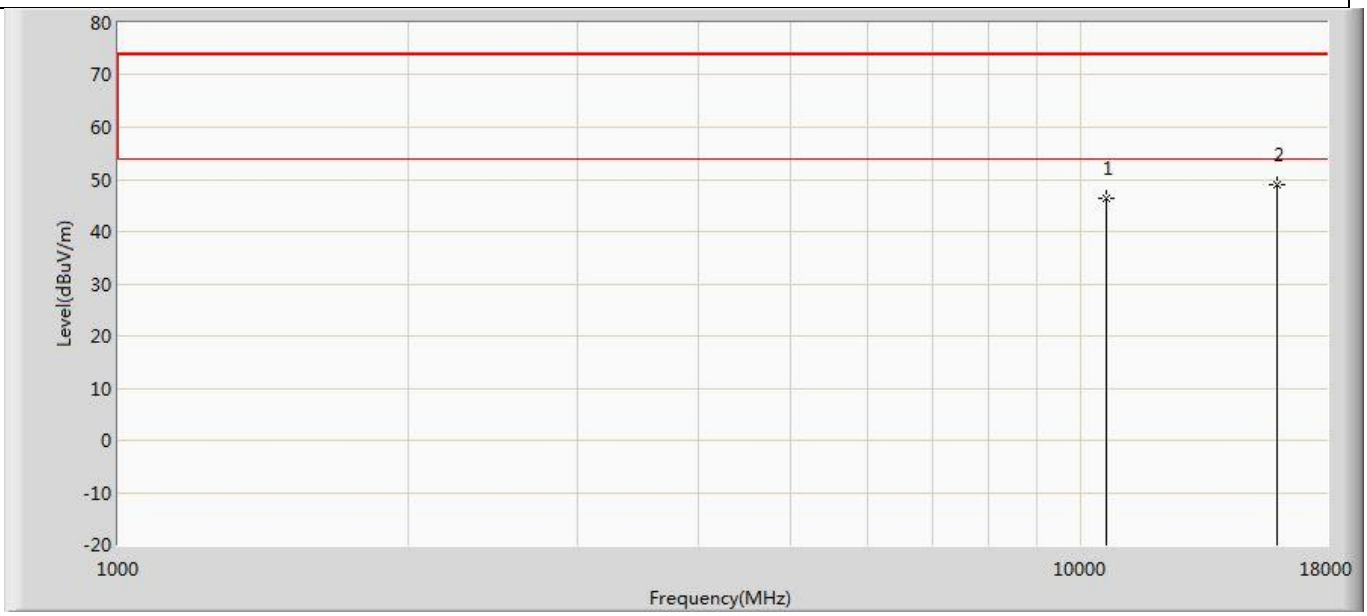

No	Mark	Frequency (MHz)	Measure Level (dBuV/m)	Reading Level (dBuV)	Over Limit (dB)	Limit (dBuV/m)	Factor (dB)	Type
1		10640.000	46.355	49.719	-27.645	74.000	-3.364	PK
2	*	15960.000	49.064	47.931	-24.936	74.000	1.133	PK

Profile: 2480675R	Page No.: 276
Engineer: Yu Liu	
Site: AC5	Time: 2024/09/26 - 19:44
Limit: FCC_Part15.209_RE(3m)	Margin: 0
Probe: Horn_3117_00167055(1-18GHz)	Polarity: Horizontal
EUT: WiFi 7 (802.11be) 2x2 Dual Band Dual Concurrent Wireless Module	Power: 3.3 Vdc
Note: Mode 2：Transmit at 5320MHz by 802.11n(20MHz)	

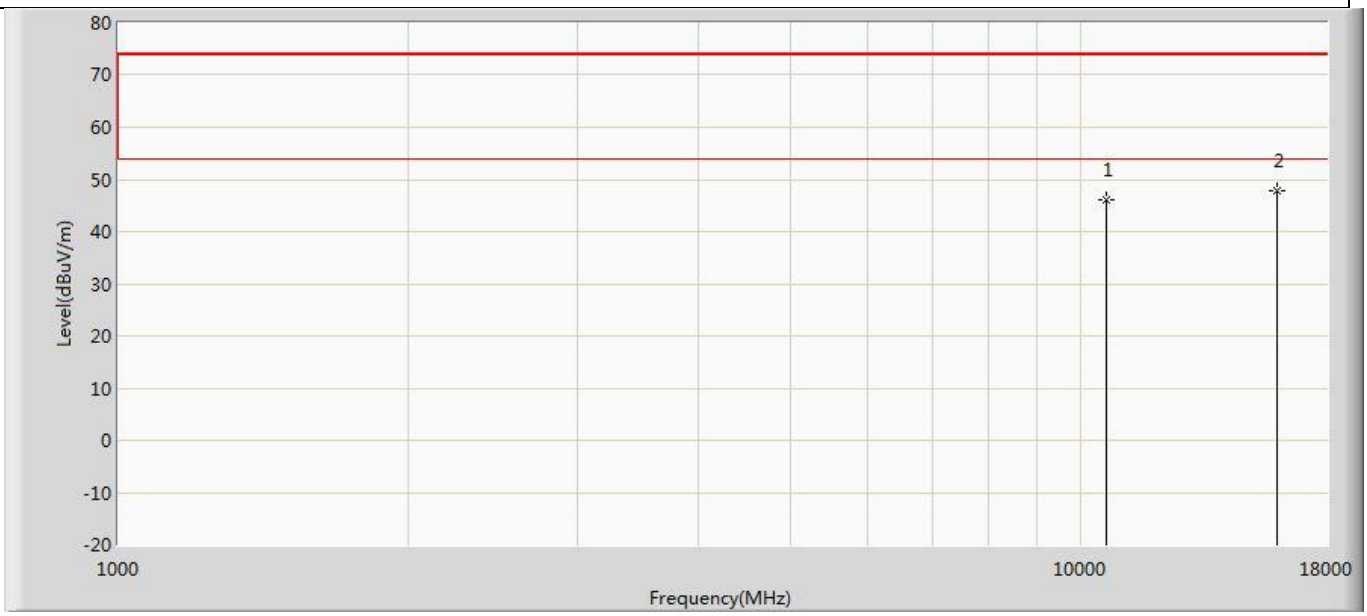

No	Mark	Frequency (MHz)	Measure Level (dBuV/m)	Reading Level (dBuV)	Over Limit (dB)	Limit (dBuV/m)	Factor (dB)	Type
1		10640.000	45.987	49.351	-28.013	74.000	-3.364	PK
2	*	15960.000	47.795	46.662	-26.205	74.000	1.133	PK

Profile: 2480675R	Page No.: 277
Engineer: Yu Liu	
Site: AC5	Time: 2024/09/26 - 19:44
Limit: FCC_Part15.209_RE(3m)	Margin: 0
Probe: Horn_3117_00167055(1-18GHz)	Polarity: Vertical
EUT: WiFi 7 (802.11be) 2x2 Dual Band Dual Concurrent Wireless Module	Power: 3.3 Vdc
Note: Mode 2：Transmit at 5500MHz by 802.11n(20MHz)	

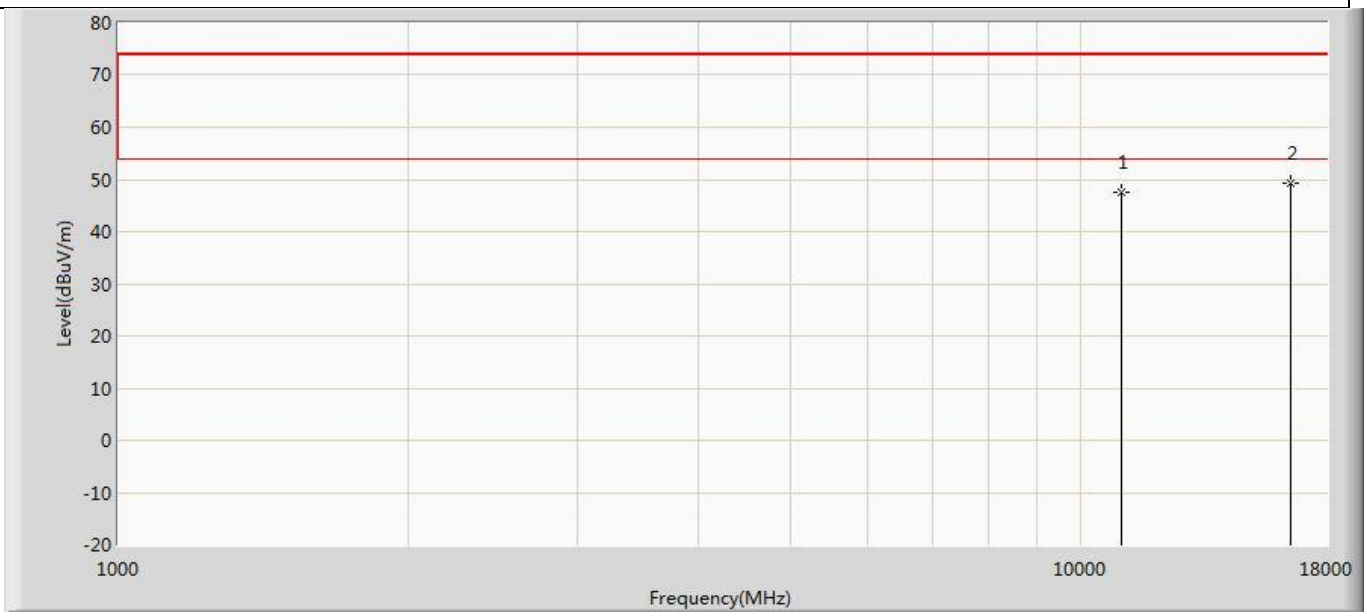

No	Mark	Frequency (MHz)	Measure Level (dBuV/m)	Reading Level (dBuV)	Over Limit (dB)	Limit (dBuV/m)	Factor (dB)	Type
1		11000.000	47.451	50.234	-26.549	74.000	-2.783	PK
2	*	16500.000	49.226	47.284	-24.774	74.000	1.942	PK

Profile: 2480675R	Page No.: 278
Engineer: Yu Liu	
Site: AC5	Time: 2024/09/26 - 19:44
Limit: FCC_Part15.209_RE(3m)	Margin: 0
Probe: Horn_3117_00167055(1-18GHz)	Polarity: Horizontal
EUT: WiFi 7 (802.11be) 2x2 Dual Band Dual Concurrent Wireless Module	Power: 3.3 Vdc
Note: Mode 2：Transmit at 5500MHz by 802.11n(20MHz)	

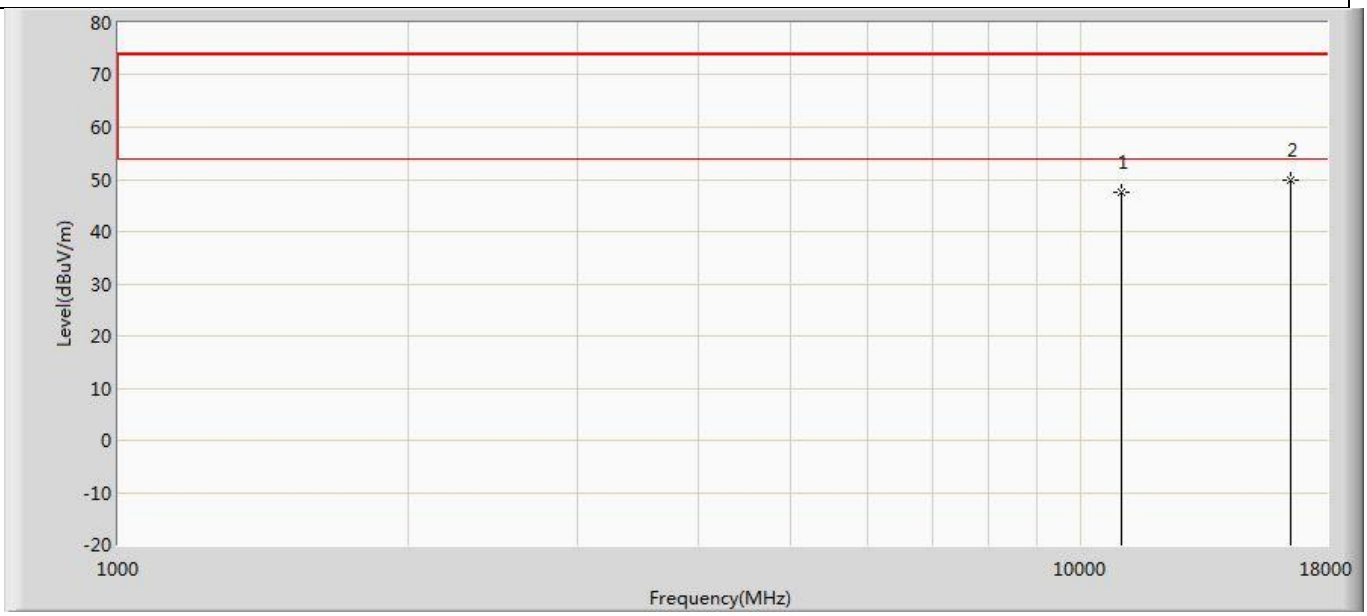

No	Mark	Frequency (MHz)	Measure Level (dBuV/m)	Reading Level (dBuV)	Over Limit (dB)	Limit (dBuV/m)	Factor (dB)	Type
1		11000.000	47.486	50.269	-26.514	74.000	-2.783	PK
2	*	16500.000	49.765	47.823	-24.235	74.000	1.942	PK

Profile: 2480675R	Page No.: 279
Engineer: Yu Liu	
Site: AC5	Time: 2024/09/26 - 19:44
Limit: FCC_Part15.209_RE(3m)	Margin: 0
Probe: Horn_3117_00167055(1-18GHz)	Polarity: Vertical
EUT: WiFi 7 (802.11be) 2x2 Dual Band Dual Concurrent Wireless Module	Power: 3.3 Vdc
Note: Mode 2：Transmit at 5580MHz by 802.11n(20MHz)	

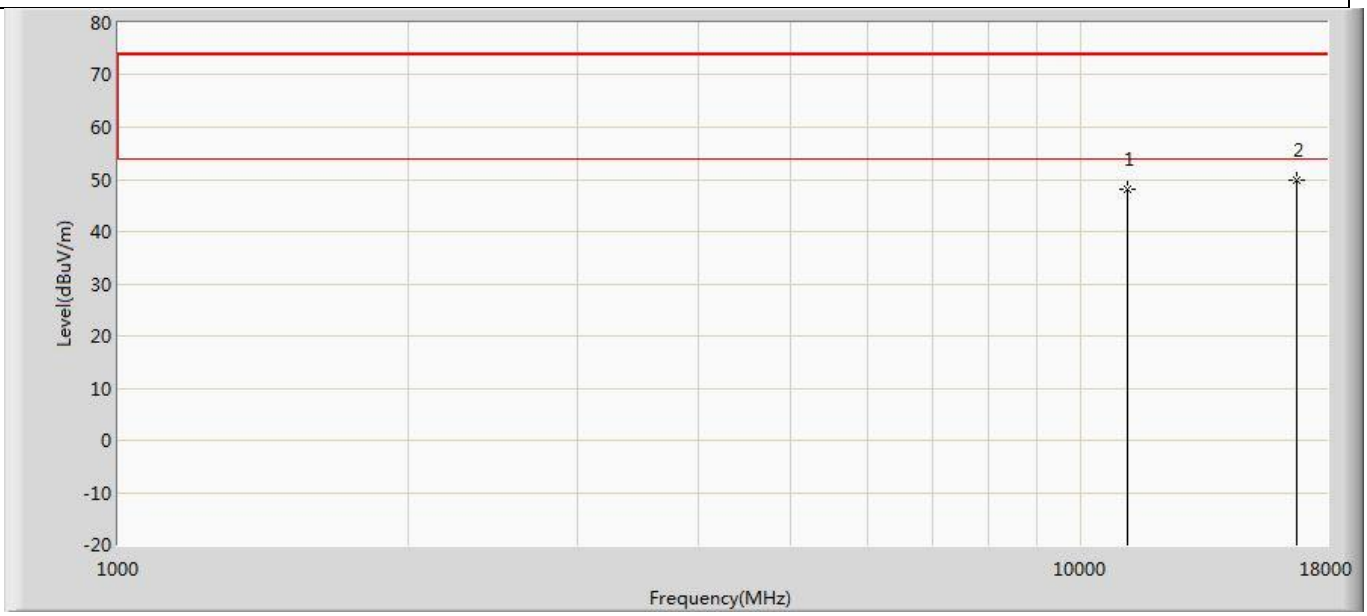

No	Mark	Frequency (MHz)	Measure Level (dBuV/m)	Reading Level (dBuV)	Over Limit (dB)	Limit (dBuV/m)	Factor (dB)	Type
1		11160.000	48.076	49.874	-25.924	74.000	-1.798	PK
2	*	16740.000	49.947	48.544	-24.053	74.000	1.402	PK

Profile: 2480675R	Page No.: 280
Engineer: Yu Liu	
Site: AC5	Time: 2024/09/26 - 19:44
Limit: FCC_Part15.209_RE(3m)	Margin: 0
Probe: Horn_3117_00167055(1-18GHz)	Polarity: Horizontal
EUT: WiFi 7 (802.11be) 2x2 Dual Band Dual Concurrent Wireless Module	Power: 3.3 Vdc
Note: Mode 2：Transmit at 5580MHz by 802.11n(20MHz)	

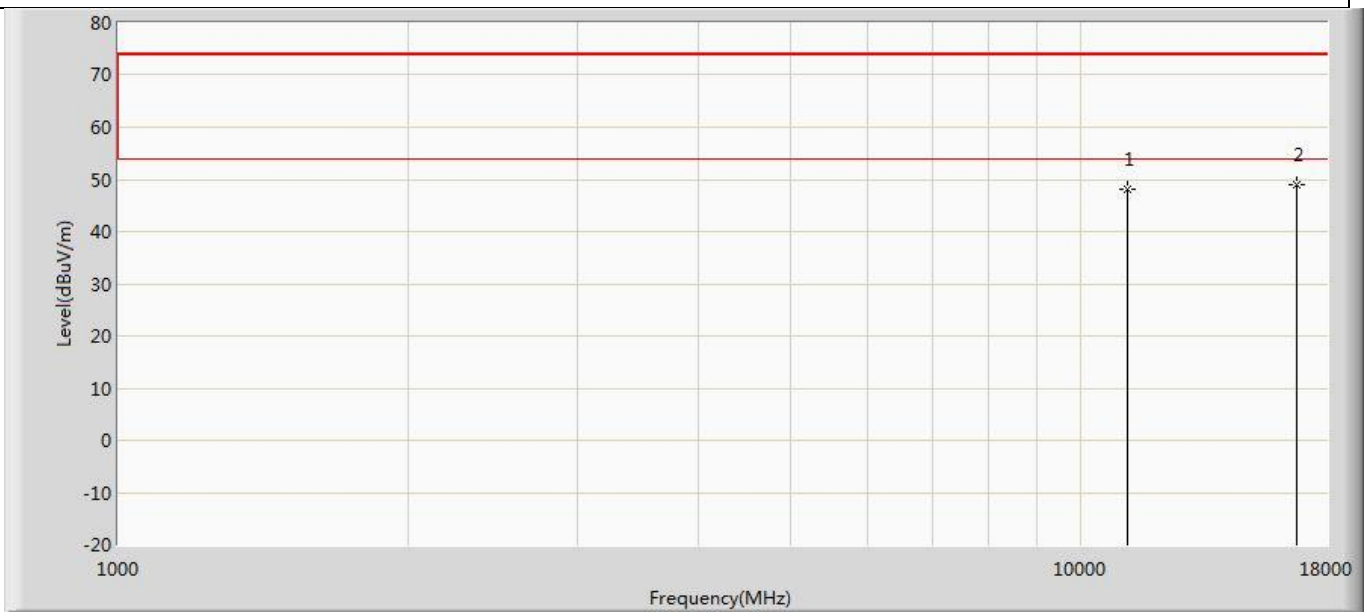

No	Mark	Frequency (MHz)	Measure Level (dBuV/m)	Reading Level (dBuV)	Over Limit (dB)	Limit (dBuV/m)	Factor (dB)	Type
1		11160.000	48.070	49.868	-25.930	74.000	-1.798	PK
2	*	16740.000	48.891	47.488	-25.109	74.000	1.402	PK

Profile: 2480675R	Page No.: 281
Engineer: Yu Liu	
Site: AC5	Time: 2024/09/26 - 19:44
Limit: FCC_Part15.209_RE(3m)	Margin: 0
Probe: Horn_3117_00167055(1-18GHz)	Polarity: Vertical
EUT: WiFi 7 (802.11be) 2x2 Dual Band Dual Concurrent Wireless Module	Power: 3.3 Vdc
Note: Mode 2：Transmit at 5700MHz by 802.11n(20MHz)	

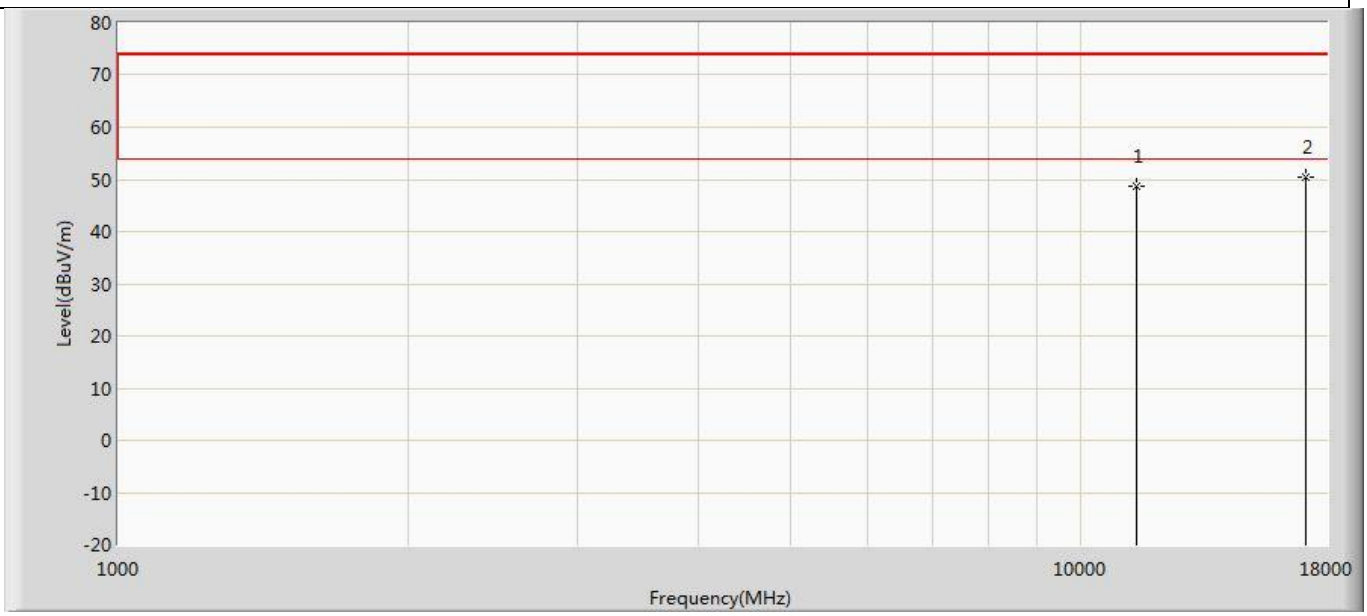

No	Mark	Frequency (MHz)	Measure Level (dBuV/m)	Reading Level (dBuV)	Over Limit (dB)	Limit (dBuV/m)	Factor (dB)	Type
1		11400.000	48.797	50.025	-25.203	74.000	-1.228	PK
2	*	17100.000	50.401	48.489	-23.599	74.000	1.912	PK

Profile: 2480675R	Page No.: 282
Engineer: Yu Liu	
Site: AC5	Time: 2024/09/26 - 19:44
Limit: FCC_Part15.209_RE(3m)	Margin: 0
Probe: Horn_3117_00167055(1-18GHz)	Polarity: Horizontal
EUT: WiFi 7 (802.11be) 2x2 Dual Band Dual Concurrent Wireless Module	Power: 3.3 Vdc
Note: Mode 2：Transmit at 5700MHz by 802.11n(20MHz)	

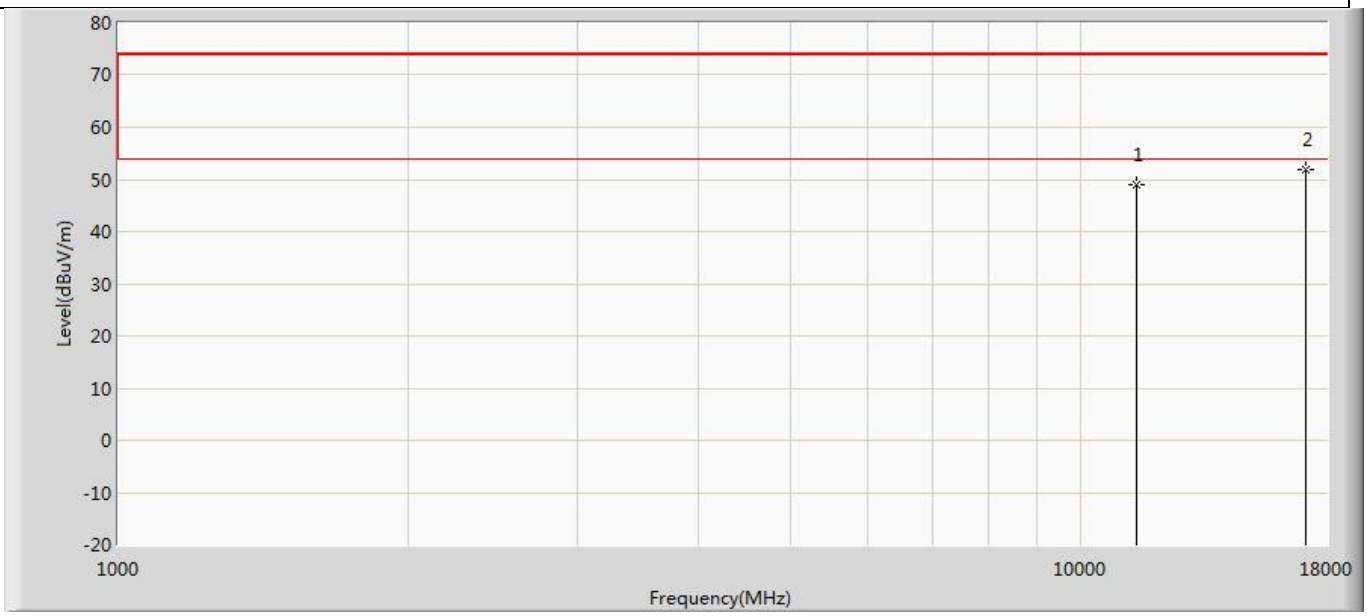

No	Mark	Frequency (MHz)	Measure Level (dBuV/m)	Reading Level (dBuV)	Over Limit (dB)	Limit (dBuV/m)	Factor (dB)	Type
1		11400.000	48.895	50.123	-25.105	74.000	-1.228	PK
2	*	17100.000	51.956	50.044	-22.044	74.000	1.912	PK

Profile: 2480675R	Page No.: 283
Engineer: Yu Liu	
Site: AC5	Time: 2024/09/26 - 19:44
Limit: FCC_Part15.209_RE(3m)	Margin: 0
Probe: Horn_3117_00167055(1-18GHz)	Polarity: Vertical
EUT: WiFi 7 (802.11be) 2x2 Dual Band Dual Concurrent Wireless Module	Power: 3.3 Vdc
Note: Mode 2：Transmit at 5745MHz by 802.11n(20MHz)	

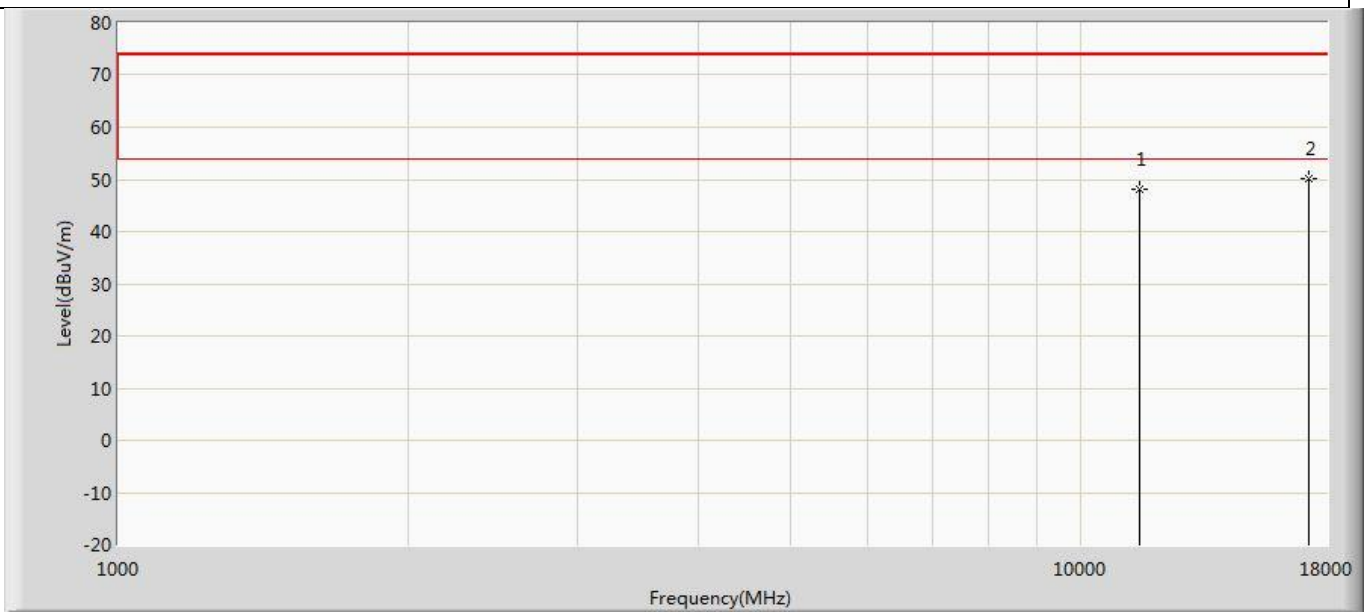

No	Mark	Frequency (MHz)	Measure Level (dBuV/m)	Reading Level (dBuV)	Over Limit (dB)	Limit (dBuV/m)	Factor (dB)	Type
1		11490.000	48.017	49.502	-25.983	74.000	-1.485	PK
2	*	17235.000	50.244	48.656	-23.756	74.000	1.588	PK

Profile: 2480675R	Page No.: 284
Engineer: Yu Liu	
Site: AC5	Time: 2024/09/26 - 19:45
Limit: FCC_Part15.209_RE(3m)	Margin: 0
Probe: Horn_3117_00167055(1-18GHz)	Polarity: Horizontal
EUT: WiFi 7 (802.11be) 2x2 Dual Band Dual Concurrent Wireless Module	Power: 3.3 Vdc
Note: Mode 2：Transmit at 5745MHz by 802.11n(20MHz)	

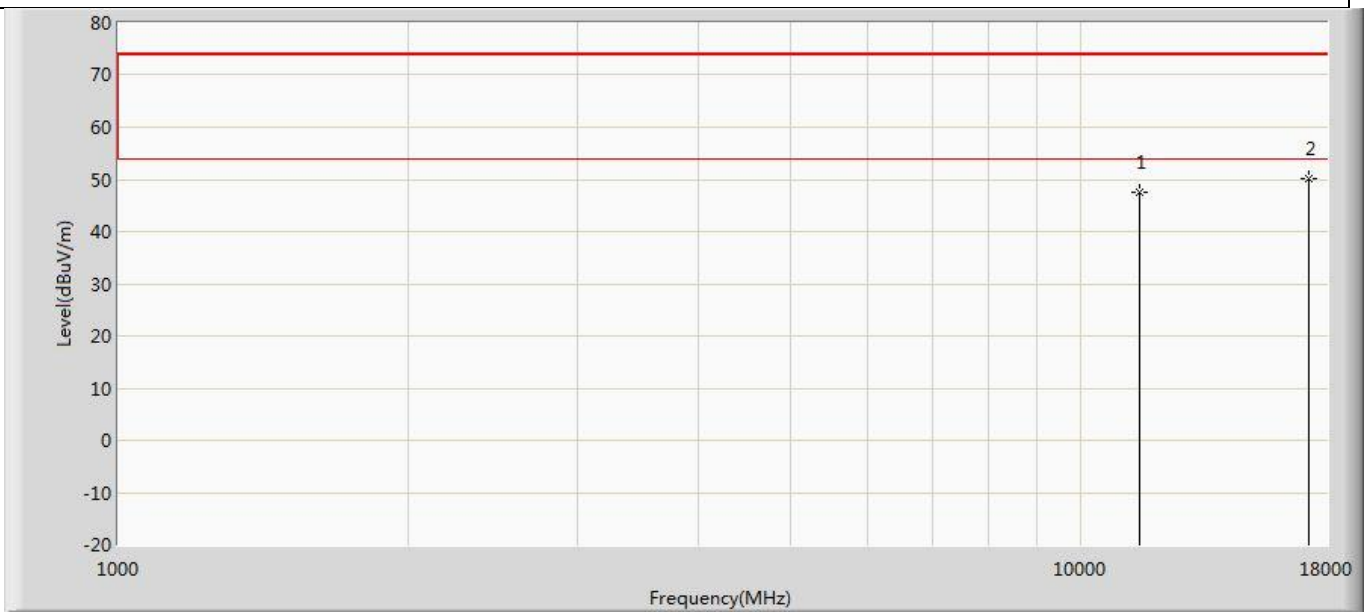

No	Mark	Frequency (MHz)	Measure Level (dBuV/m)	Reading Level (dBuV)	Over Limit (dB)	Limit (dBuV/m)	Factor (dB)	Type
1		11490.000	47.473	48.958	-26.527	74.000	-1.485	PK
2	*	17235.000	50.277	48.689	-23.723	74.000	1.588	PK

Profile: 2480675R	Page No.: 285
Engineer: Yu Liu	
Site: AC5	Time: 2024/09/26 - 19:45
Limit: FCC_Part15.209_RE(3m)	Margin: 0
Probe: Horn_3117_00167055(1-18GHz)	Polarity: Vertical
EUT: WiFi 7 (802.11be) 2x2 Dual Band Dual Concurrent Wireless Module	Power: 3.3 Vdc
Note: Mode 2：Transmit at 5785MHz by 802.11n(20MHz)	

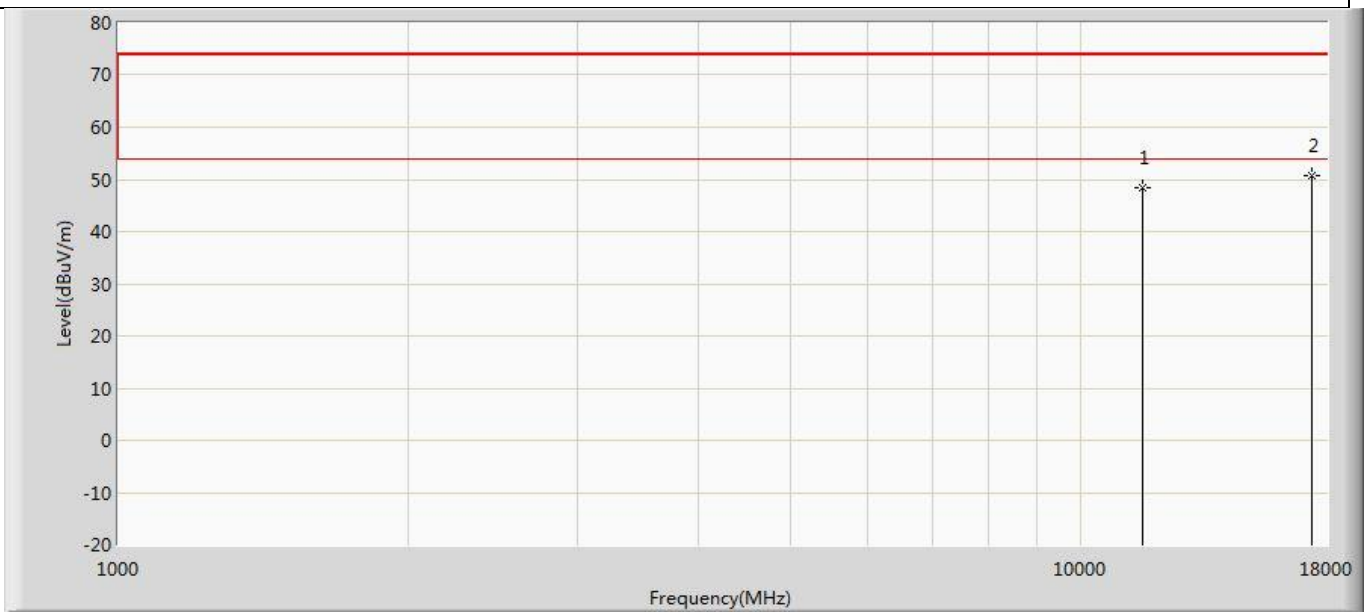

No	Mark	Frequency (MHz)	Measure Level (dBuV/m)	Reading Level (dBuV)	Over Limit (dB)	Limit (dBuV/m)	Factor (dB)	Type
1		11570.000	48.278	48.922	-25.722	74.000	-0.644	PK
2	*	17355.000	50.793	48.543	-23.207	74.000	2.250	PK

Profile: 2480675R	Page No.: 286
Engineer: Yu Liu	
Site: AC5	Time: 2024/09/26 - 19:45
Limit: FCC_Part15.209_RE(3m)	Margin: 0
Probe: Horn_3117_00167055(1-18GHz)	Polarity: Horizontal
EUT: WiFi 7 (802.11be) 2x2 Dual Band Dual Concurrent Wireless Module	Power: 3.3 Vdc
Note: Mode 2：Transmit at 5785MHz by 802.11n(20MHz)	

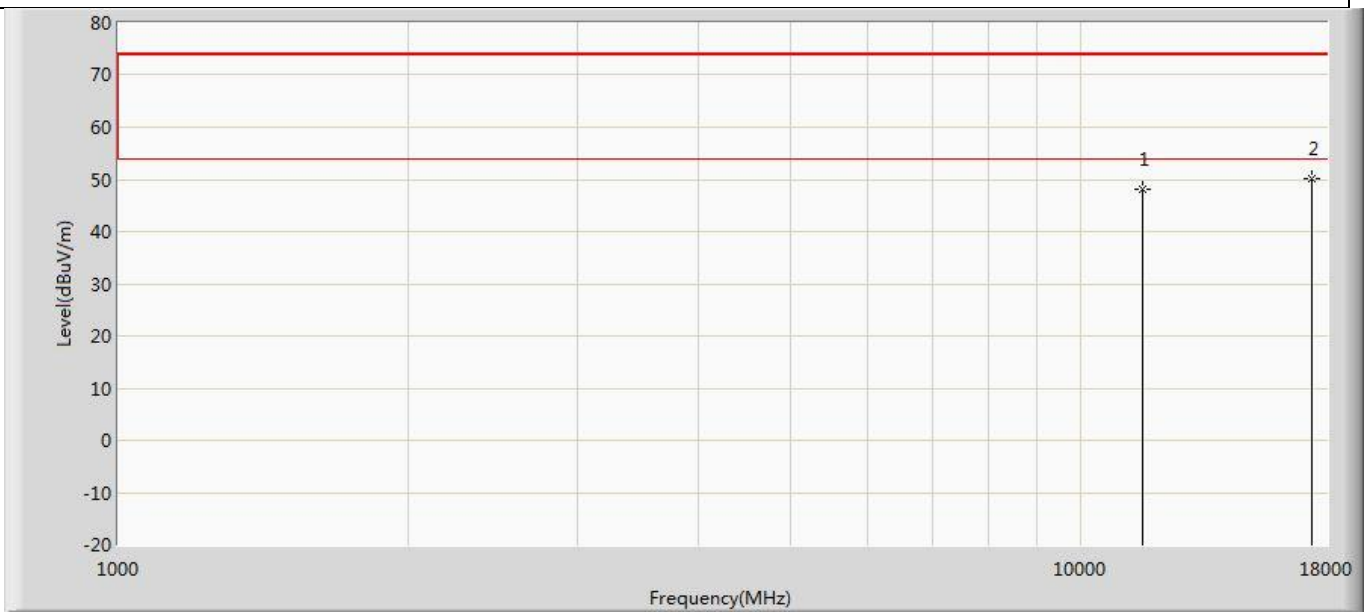

No	Mark	Frequency (MHz)	Measure Level (dBuV/m)	Reading Level (dBuV)	Over Limit (dB)	Limit (dBuV/m)	Factor (dB)	Type
1		11570.000	48.066	48.710	-25.934	74.000	-0.644	PK
2	*	17355.000	50.131	47.881	-23.869	74.000	2.250	PK

Profile: 2480675R	Page No.: 287
Engineer: Yu Liu	
Site: AC5	Time: 2024/09/26 - 19:45
Limit: FCC_Part15.209_RE(3m)	Margin: 0
Probe: Horn_3117_00167055(1-18GHz)	Polarity: Vertical
EUT: WiFi 7 (802.11be) 2x2 Dual Band Dual Concurrent Wireless Module	Power: 3.3 Vdc
Note: Mode 2：Transmit at 5825MHz by 802.11n(20MHz)	

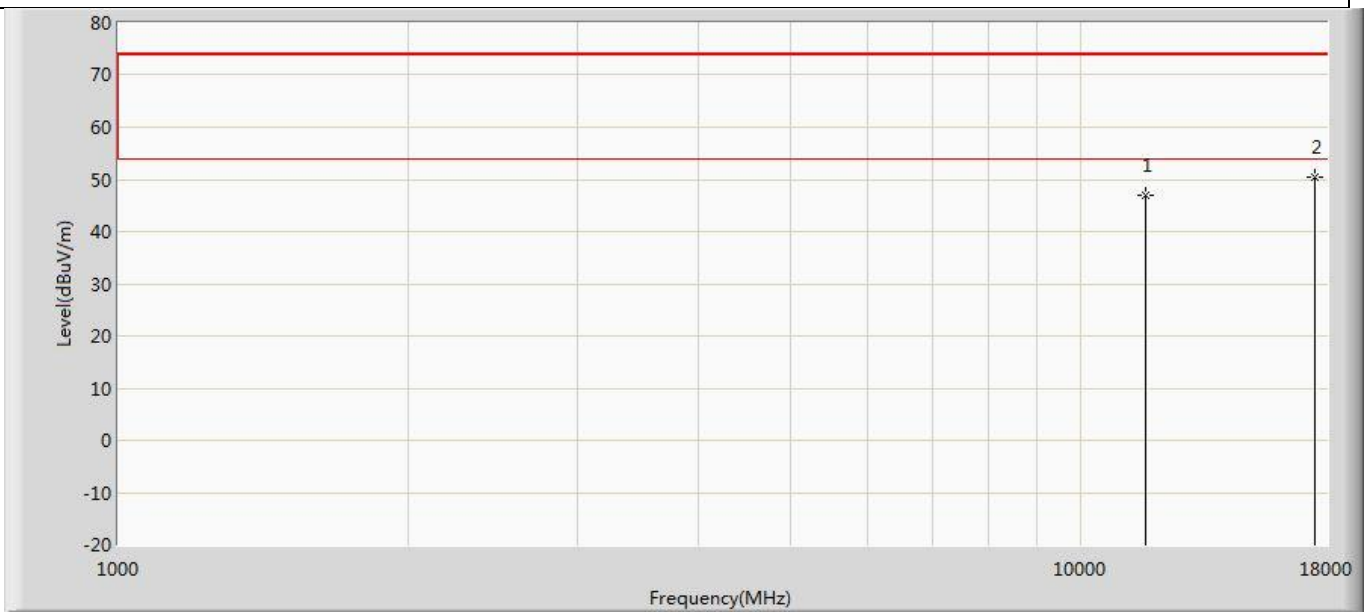

No	Mark	Frequency (MHz)	Measure Level (dBuV/m)	Reading Level (dBuV)	Over Limit (dB)	Limit (dBuV/m)	Factor (dB)	Type
1		11650.000	47.010	47.792	-26.990	74.000	-0.782	PK
2	*	17475.000	50.536	49.109	-23.464	74.000	1.428	PK

Profile: 2480675R	Page No.: 288
Engineer: Yu Liu	
Site: AC5	Time: 2024/09/26 - 19:45
Limit: FCC_Part15.209_RE(3m)	Margin: 0
Probe: Horn_3117_00167055(1-18GHz)	Polarity: Horizontal
EUT: WiFi 7 (802.11be) 2x2 Dual Band Dual Concurrent Wireless Module	Power: 3.3 Vdc
Note: Mode 2：Transmit at 5825MHz by 802.11n(20MHz)	

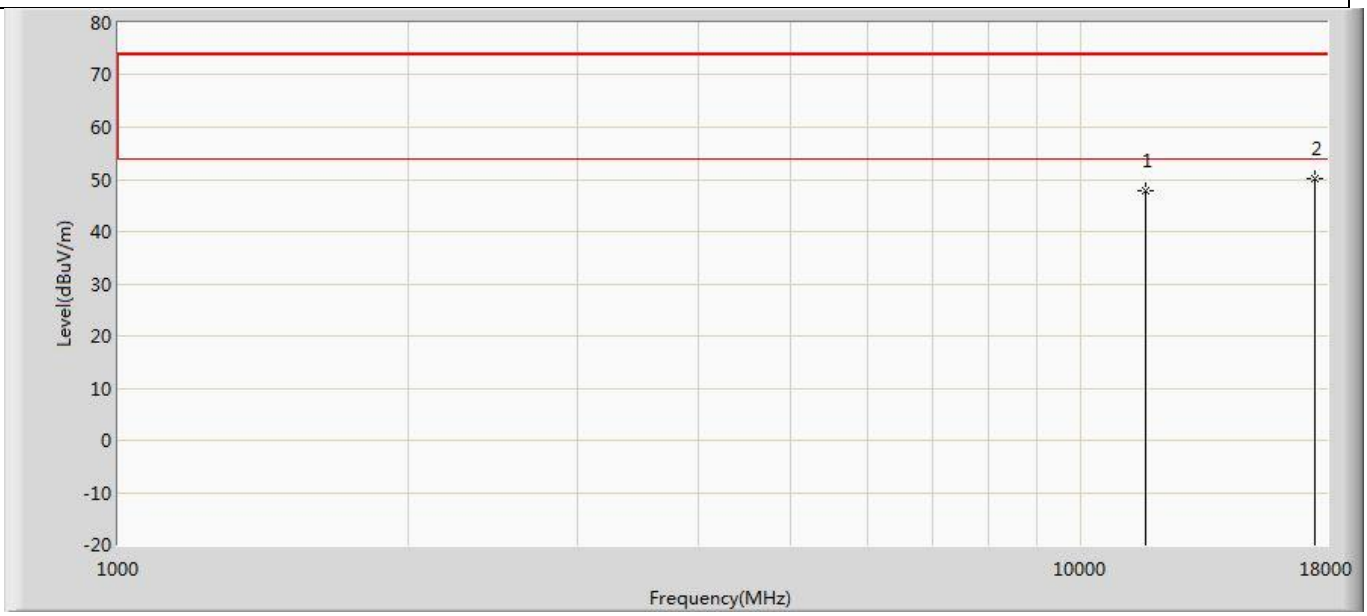

No	Mark	Frequency (MHz)	Measure Level (dBuV/m)	Reading Level (dBuV)	Over Limit (dB)	Limit (dBuV/m)	Factor (dB)	Type
1		11650.000	47.777	48.559	-26.223	74.000	-0.782	PK
2	*	17475.000	50.218	48.791	-23.782	74.000	1.428	PK

Profile: 2480675R	Page No.: 289
Engineer: Yu Liu	
Site: AC5	Time: 2024/09/26 - 19:45
Limit: FCC_Part15.209_RE(3m)	Margin: 0
Probe: Horn_3117_00167055(1-18GHz)	Polarity: Vertical
EUT: WiFi 7 (802.11be) 2x2 Dual Band Dual Concurrent Wireless Module	Power: 3.3 Vdc
Note: Mode 3：Transmit at 5190MHz by 802.11n(40MHz)	

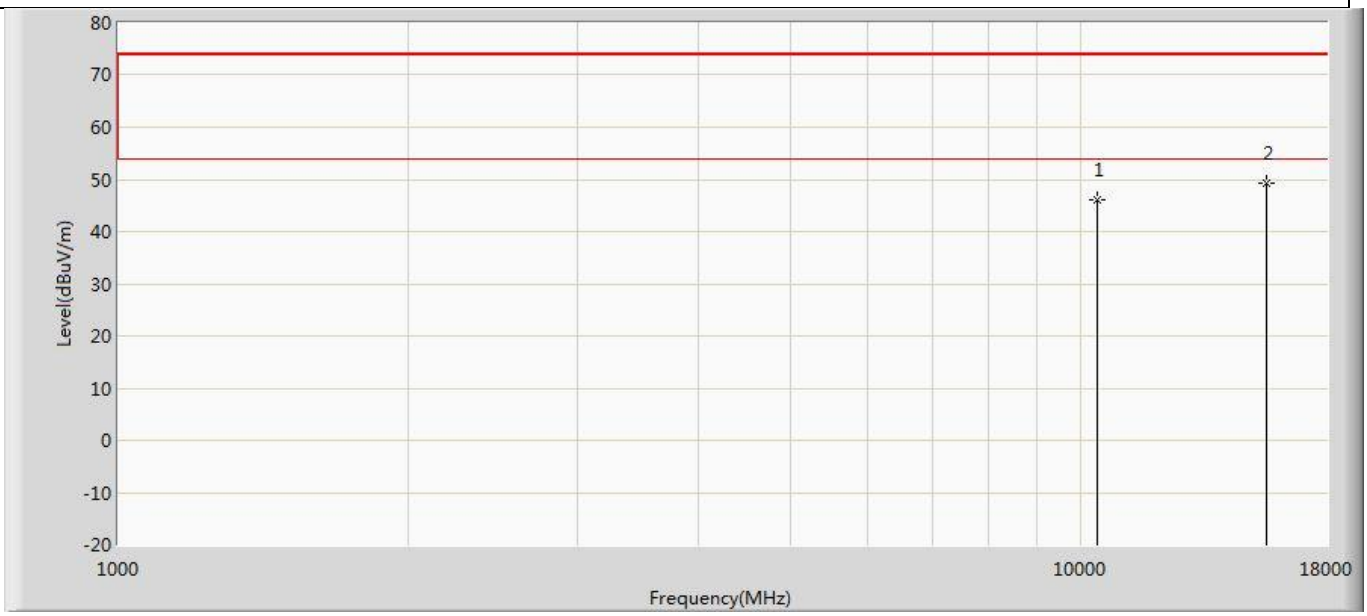

No	Mark	Frequency (MHz)	Measure Level (dBuV/m)	Reading Level (dBuV)	Over Limit (dB)	Limit (dBuV/m)	Factor (dB)	Type
1		10380.000	46.135	49.340	-27.865	74.000	-3.205	PK
2	*	15570.000	49.307	49.013	-24.693	74.000	0.294	PK

Profile: 2480675R	Page No.: 290
Engineer: Yu Liu	
Site: AC5	Time: 2024/09/26 - 19:45
Limit: FCC_Part15.209_RE(3m)	Margin: 0
Probe: Horn_3117_00167055(1-18GHz)	Polarity: Horizontal
EUT: WiFi 7 (802.11be) 2x2 Dual Band Dual Concurrent Wireless Module	Power: 3.3 Vdc
Note: Mode 3：Transmit at 5190MHz by 802.11n(40MHz)	

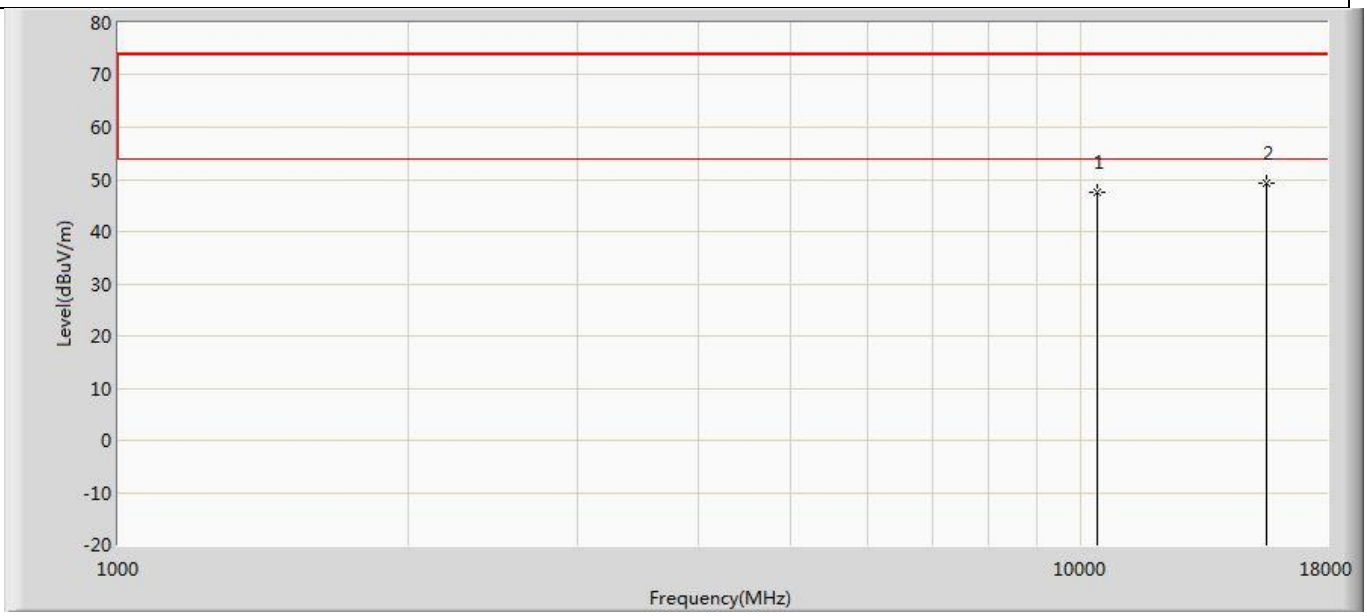

No	Mark	Frequency (MHz)	Measure Level (dBuV/m)	Reading Level (dBuV)	Over Limit (dB)	Limit (dBuV/m)	Factor (dB)	Type
1		10380.000	47.412	50.617	-26.588	74.000	-3.205	PK
2	*	15570.000	49.186	48.892	-24.814	74.000	0.294	PK

Profile: 2480675R	Page No.: 291
Engineer: Yu Liu	
Site: AC5	Time: 2024/09/26 - 19:45
Limit: FCC_Part15.209_RE(3m)	Margin: 0
Probe: Horn_3117_00167055(1-18GHz)	Polarity: Vertical
EUT: WiFi 7 (802.11be) 2x2 Dual Band Dual Concurrent Wireless Module	Power: 3.3 Vdc
Note: Mode 3：Transmit at 5230MHz by 802.11n(40MHz)	

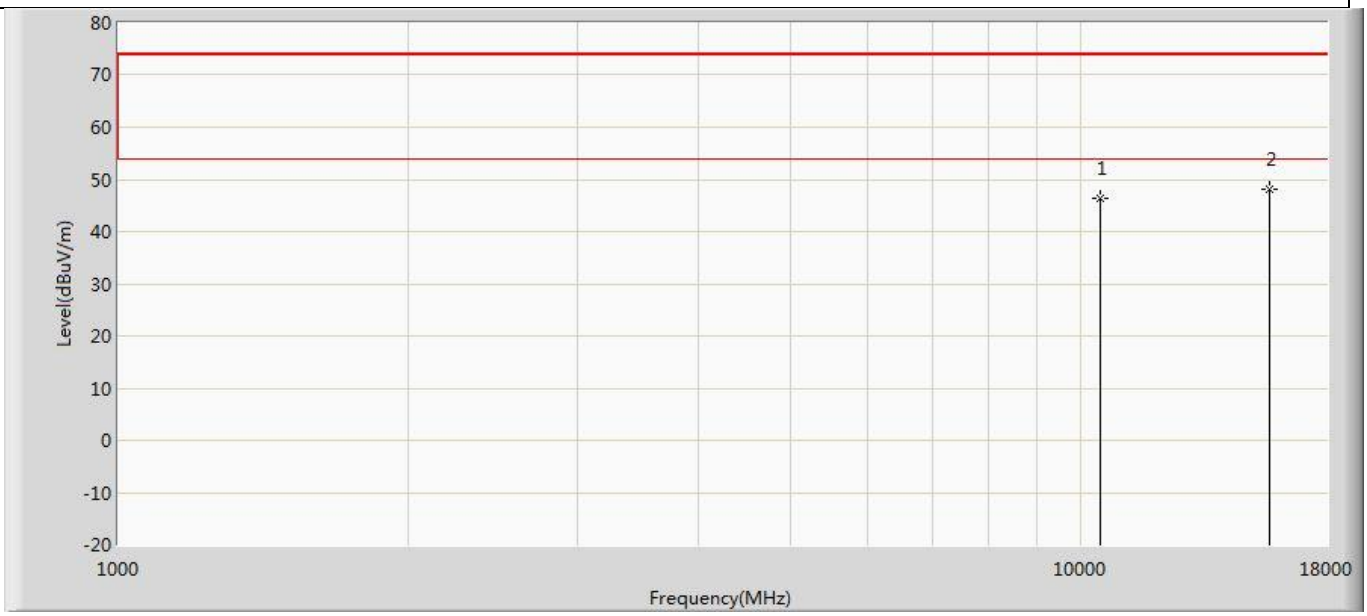

No	Mark	Frequency (MHz)	Measure Level (dBuV/m)	Reading Level (dBuV)	Over Limit (dB)	Limit (dBuV/m)	Factor (dB)	Type
1		10460.000	46.356	49.696	-27.644	74.000	-3.341	PK
2	*	15690.000	48.184	47.908	-25.816	74.000	0.276	PK

Profile: 2480675R	Page No.: 292
Engineer: Yu Liu	
Site: AC5	Time: 2024/09/26 - 19:45
Limit: FCC_Part15.209_RE(3m)	Margin: 0
Probe: Horn_3117_00167055(1-18GHz)	Polarity: Horizontal
EUT: WiFi 7 (802.11be) 2x2 Dual Band Dual Concurrent Wireless Module	Power: 3.3 Vdc
Note: Mode 3：Transmit at 5230MHz by 802.11n(40MHz)	

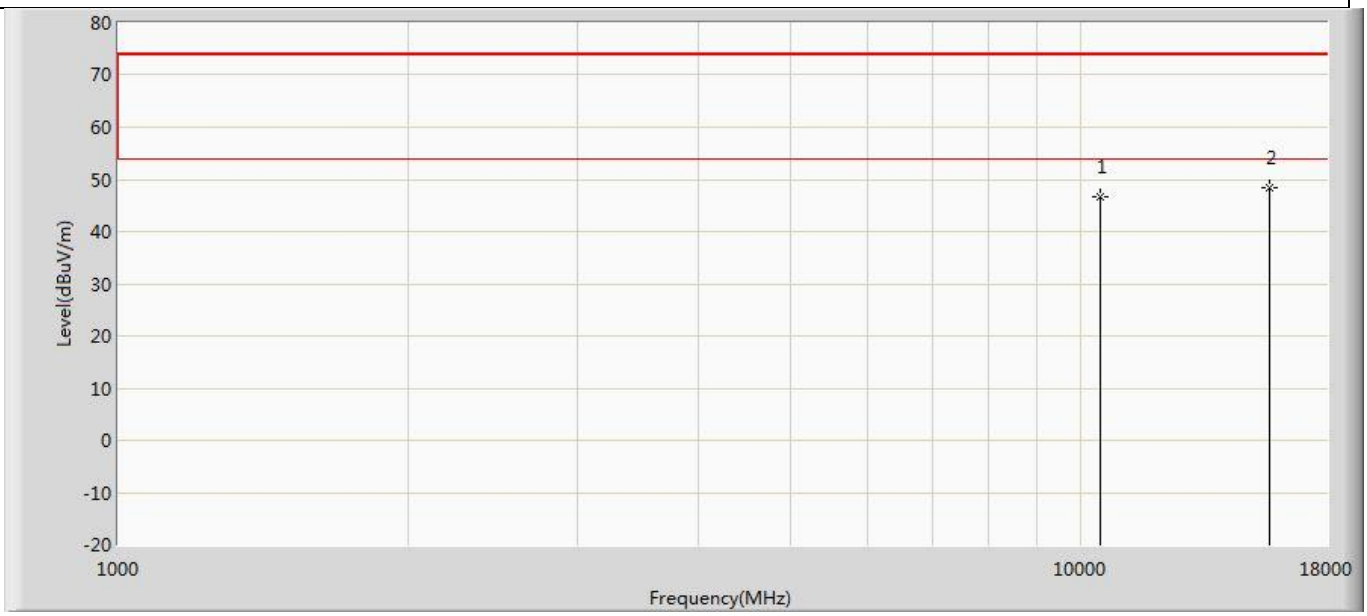

No	Mark	Frequency (MHz)	Measure Level (dBuV/m)	Reading Level (dBuV)	Over Limit (dB)	Limit (dBuV/m)	Factor (dB)	Type
1		10460.000	46.714	50.054	-27.286	74.000	-3.341	PK
2	*	15690.000	48.324	48.048	-25.676	74.000	0.276	PK

Profile: 2480675R	Page No.: 293
Engineer: Yu Liu	
Site: AC5	Time: 2024/09/26 - 19:45
Limit: FCC_Part15.209_RE(3m)	Margin: 0
Probe: Horn_3117_00167055(1-18GHz)	Polarity: Vertical
EUT: WiFi 7 (802.11be) 2x2 Dual Band Dual Concurrent Wireless Module	Power: 3.3 Vdc
Note: Mode 3：Transmit at 5270MHz by 802.11n(40MHz)	

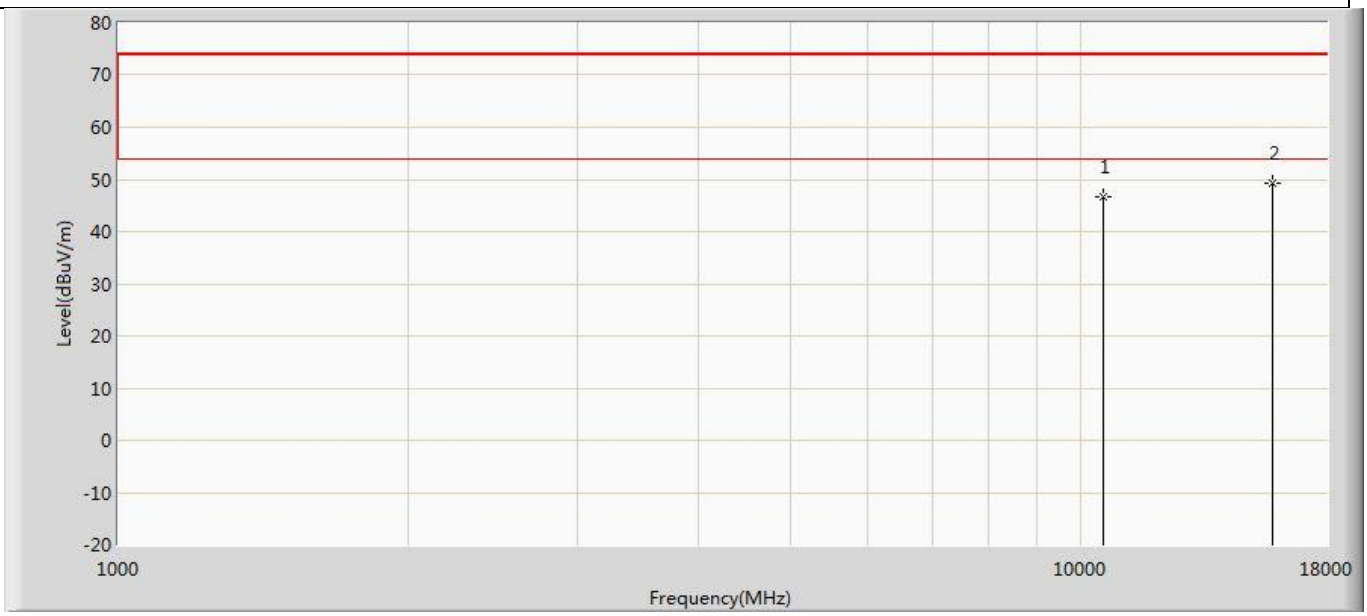

No	Mark	Frequency (MHz)	Measure Level (dBuV/m)	Reading Level (dBuV)	Over Limit (dB)	Limit (dBuV/m)	Factor (dB)	Type
1		10540.000	46.658	49.868	-27.342	74.000	-3.210	PK
2	*	15810.000	49.205	48.139	-24.795	74.000	1.066	PK

Profile: 2480675R	Page No.: 294
Engineer: Yu Liu	
Site: AC5	Time: 2024/09/26 - 19:45
Limit: FCC_Part15.209_RE(3m)	Margin: 0
Probe: Horn_3117_00167055(1-18GHz)	Polarity: Horizontal
EUT: WiFi 7 (802.11be) 2x2 Dual Band Dual Concurrent Wireless Module	Power: 3.3 Vdc
Note: Mode 3：Transmit at 5270MHz by 802.11n(40MHz)	

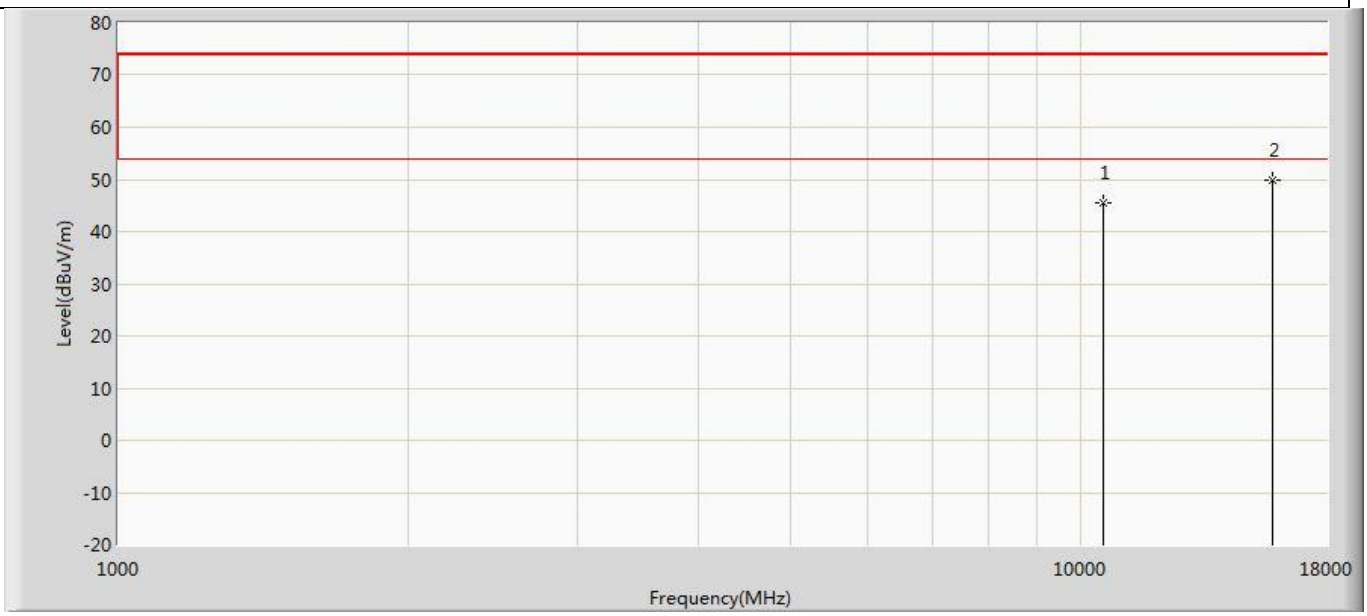

No	Mark	Frequency (MHz)	Measure Level (dBuV/m)	Reading Level (dBuV)	Over Limit (dB)	Limit (dBuV/m)	Factor (dB)	Type
1		10540.000	45.402	48.612	-28.598	74.000	-3.210	PK
2	*	15810.000	49.799	48.733	-24.201	74.000	1.066	PK

Profile: 2480675R	Page No.: 295
Engineer: Yu Liu	
Site: AC5	Time: 2024/09/26 - 19:45
Limit: FCC_Part15.209_RE(3m)	Margin: 0
Probe: Horn_3117_00167055(1-18GHz)	Polarity: Vertical
EUT: WiFi 7 (802.11be) 2x2 Dual Band Dual Concurrent Wireless Module	Power: 3.3 Vdc
Note: Mode 3：Transmit at 5310MHz by 802.11n(40MHz)	

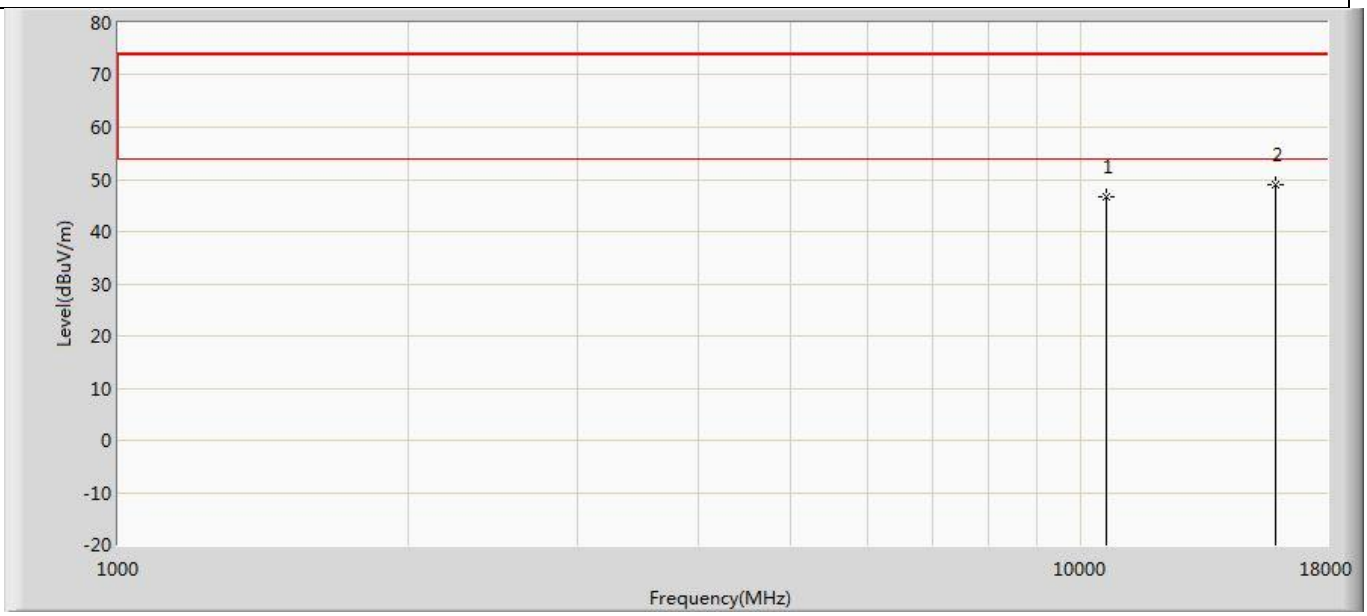

No	Mark	Frequency (MHz)	Measure Level (dBuV/m)	Reading Level (dBuV)	Over Limit (dB)	Limit (dBuV/m)	Factor (dB)	Type
1		10620.000	46.743	49.959	-27.257	74.000	-3.217	PK
2	*	15930.000	48.996	47.805	-25.004	74.000	1.191	PK

Profile: 2480675R	Page No.: 296
Engineer: Yu Liu	
Site: AC5	Time: 2024/09/26 - 19:46
Limit: FCC_Part15.209_RE(3m)	Margin: 0
Probe: Horn_3117_00167055(1-18GHz)	Polarity: Horizontal
EUT: WiFi 7 (802.11be) 2x2 Dual Band Dual Concurrent Wireless Module	Power: 3.3 Vdc
Note: Mode 3：Transmit at 5310MHz by 802.11n(40MHz)	

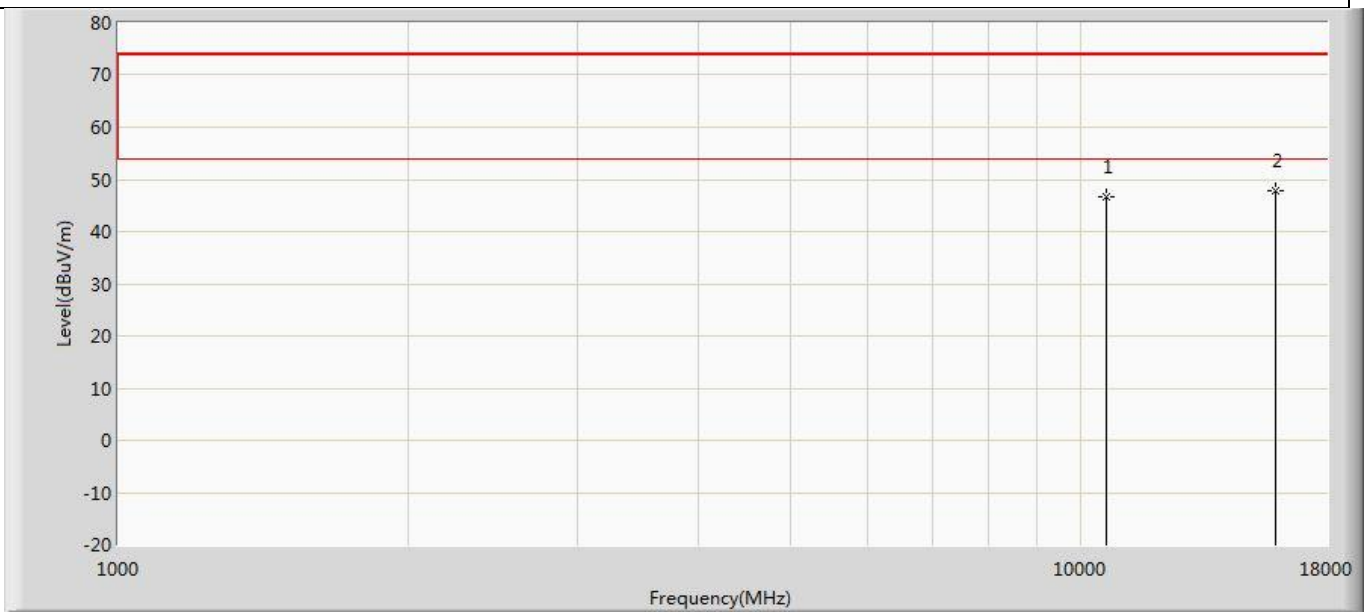

No	Mark	Frequency (MHz)	Measure Level (dBuV/m)	Reading Level (dBuV)	Over Limit (dB)	Limit (dBuV/m)	Factor (dB)	Type
1		10620.000	46.525	49.741	-27.475	74.000	-3.217	PK
2	*	15930.000	47.835	46.644	-26.165	74.000	1.191	PK

Profile: 2480675R	Page No.: 297
Engineer: Yu Liu	
Site: AC5	Time: 2024/09/26 - 19:46
Limit: FCC_Part15.209_RE(3m)	Margin: 0
Probe: Horn_3117_00167055(1-18GHz)	Polarity: Vertical
EUT: WiFi 7 (802.11be) 2x2 Dual Band Dual Concurrent Wireless Module	Power: 3.3 Vdc
Note: Mode 3：Transmit at 5510MHz by 802.11n(40MHz)	

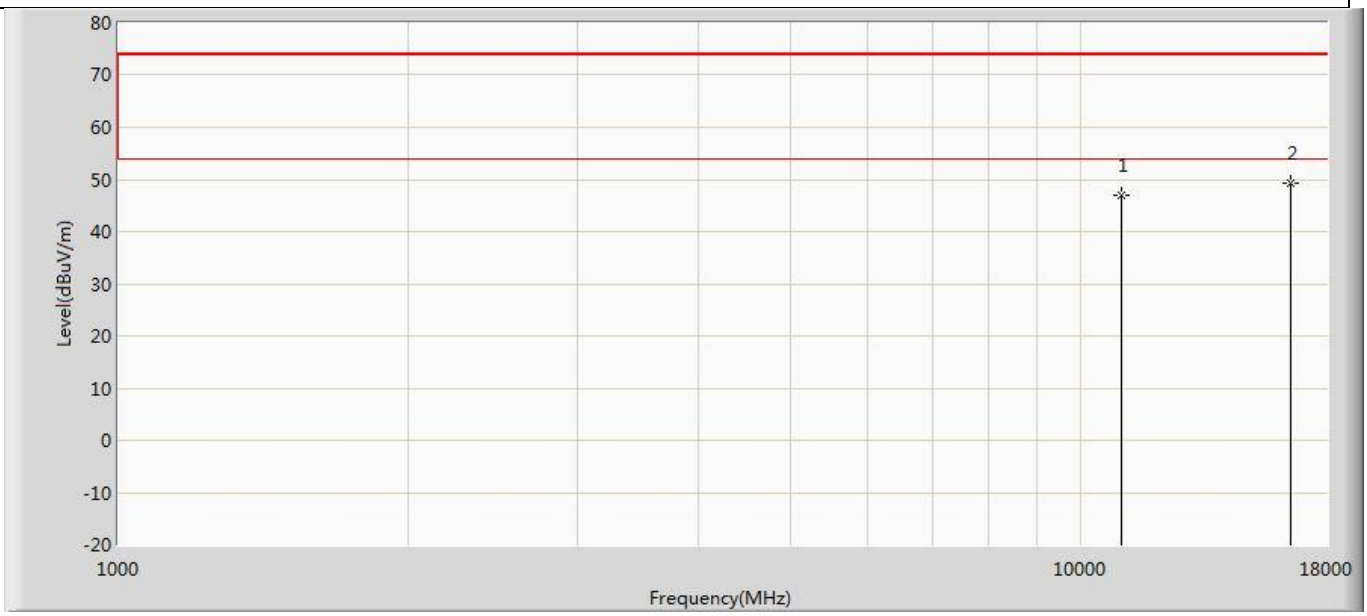

No	Mark	Frequency (MHz)	Measure Level (dBuV/m)	Reading Level (dBuV)	Over Limit (dB)	Limit (dBuV/m)	Factor (dB)	Type
1		11020.000	46.886	49.111	-27.114	74.000	-2.225	PK
2	*	16530.000	49.258	47.987	-24.742	74.000	1.271	PK

Profile: 2480675R	Page No.: 298
Engineer: Yu Liu	
Site: AC5	Time: 2024/09/26 - 19:46
Limit: FCC_Part15.209_RE(3m)	Margin: 0
Probe: Horn_3117_00167055(1-18GHz)	Polarity: Horizontal
EUT: WiFi 7 (802.11be) 2x2 Dual Band Dual Concurrent Wireless Module	Power: 3.3 Vdc
Note: Mode 3：Transmit at 5510MHz by 802.11n(40MHz)	

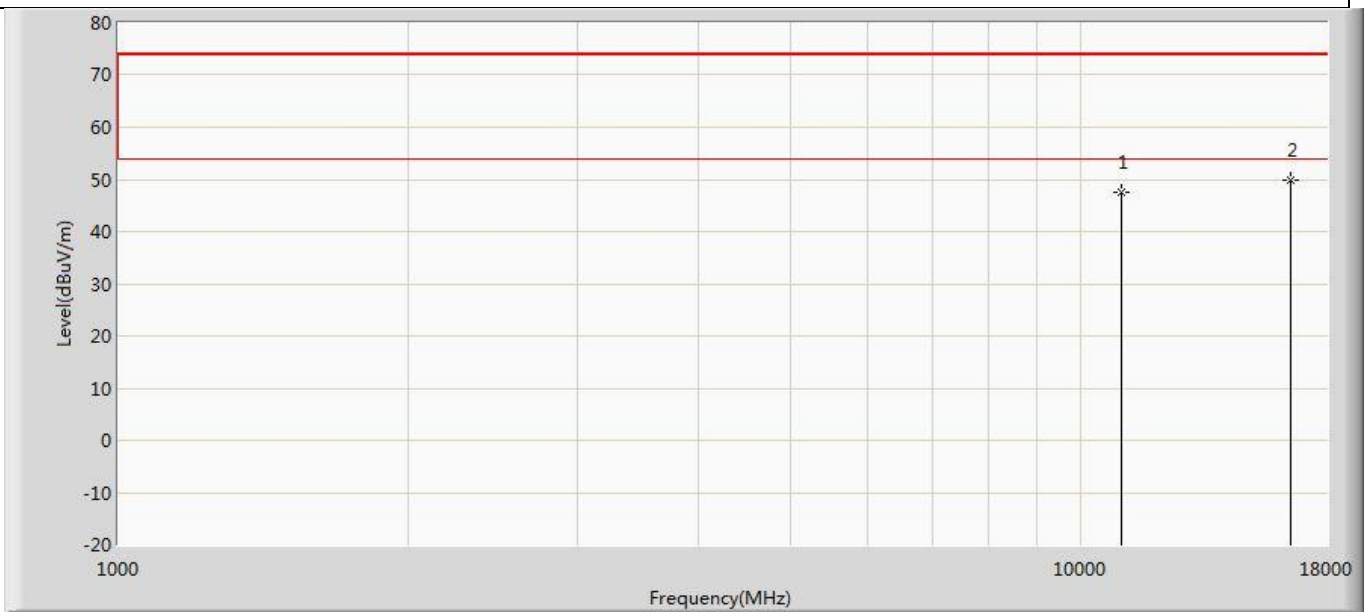

No	Mark	Frequency (MHz)	Measure Level (dBuV/m)	Reading Level (dBuV)	Over Limit (dB)	Limit (dBuV/m)	Factor (dB)	Type
1		11020.000	47.460	49.685	-26.540	74.000	-2.225	PK
2	*	16530.000	49.751	48.480	-24.249	74.000	1.271	PK

Profile: 2480675R	Page No.: 299
Engineer: Yu Liu	
Site: AC5	Time: 2024/09/26 - 19:46
Limit: FCC_Part15.209_RE(3m)	Margin: 0
Probe: Horn_3117_00167055(1-18GHz)	Polarity: Vertical
EUT: WiFi 7 (802.11be) 2x2 Dual Band Dual Concurrent Wireless Module	Power: 3.3 Vdc
Note: Mode 3：Transmit at 5590MHz by 802.11n(40MHz)	

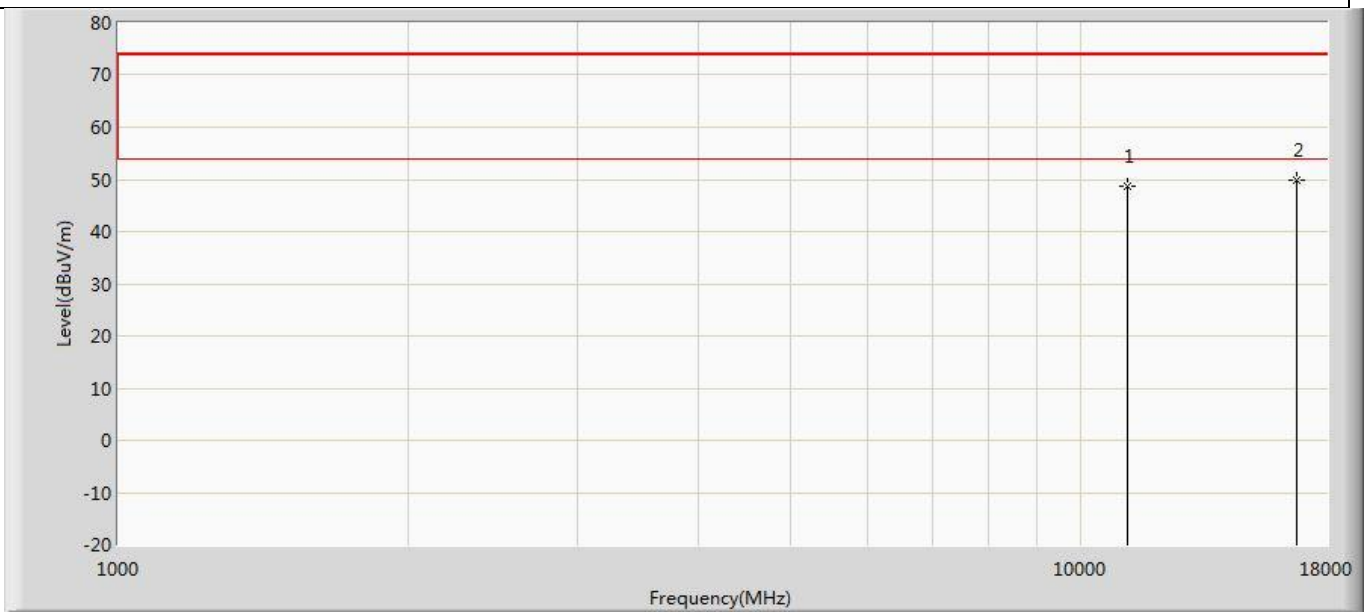

No	Mark	Frequency (MHz)	Measure Level (dBuV/m)	Reading Level (dBuV)	Over Limit (dB)	Limit (dBuV/m)	Factor (dB)	Type
1		11180.000	48.838	50.192	-25.162	74.000	-1.354	PK
2	*	16770.000	49.884	48.253	-24.116	74.000	1.631	PK

Profile: 2480675R	Page No.: 300
Engineer: Yu Liu	
Site: AC5	Time: 2024/09/26 - 19:46
Limit: FCC_Part15.209_RE(3m)	Margin: 0
Probe: Horn_3117_00167055(1-18GHz)	Polarity: Horizontal
EUT: WiFi 7 (802.11be) 2x2 Dual Band Dual Concurrent Wireless Module	Power: 3.3 Vdc
Note: Mode 3：Transmit at 5590MHz by 802.11n(40MHz)	

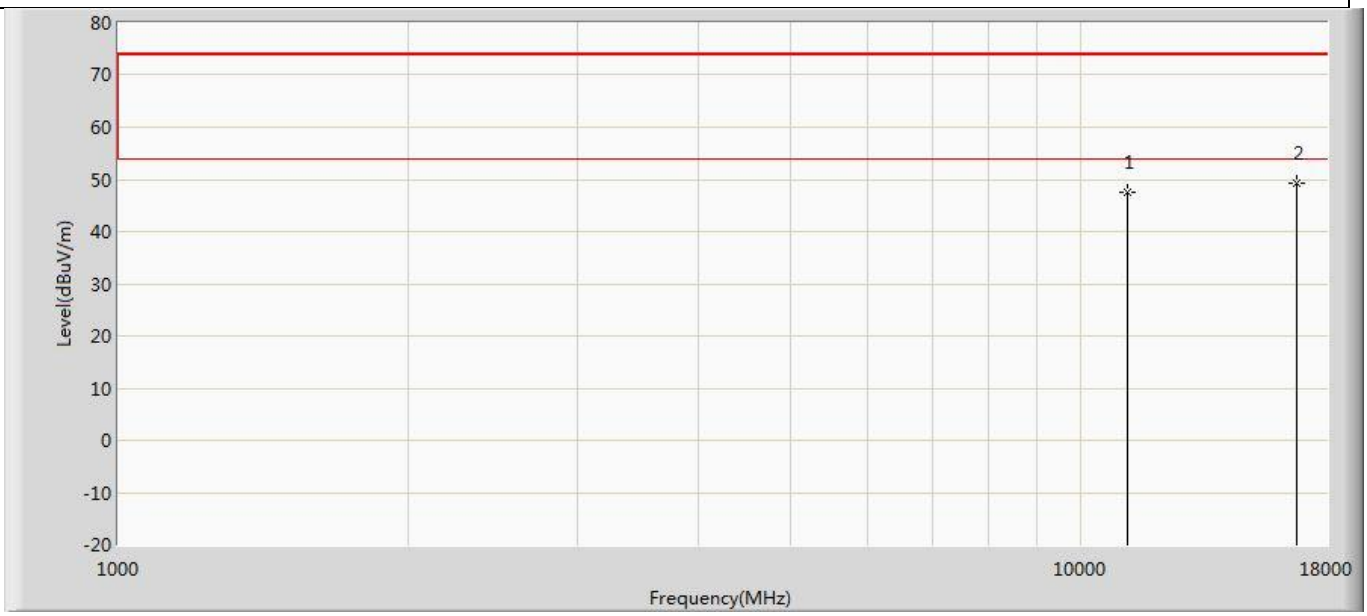

No	Mark	Frequency (MHz)	Measure Level (dBuV/m)	Reading Level (dBuV)	Over Limit (dB)	Limit (dBuV/m)	Factor (dB)	Type
1		11180.000	47.459	48.813	-26.541	74.000	-1.354	PK
2	*	16770.000	49.150	47.519	-24.850	74.000	1.631	PK

Profile: 2480675R	Page No.: 301
Engineer: Yu Liu	
Site: AC5	Time: 2024/09/26 - 19:46
Limit: FCC_Part15.209_RE(3m)	Margin: 0
Probe: Horn_3117_00167055(1-18GHz)	Polarity: Vertical
EUT: WiFi 7 (802.11be) 2x2 Dual Band Dual Concurrent Wireless Module	Power: 3.3 Vdc
Note: Mode 3：Transmit at 5670MHz by 802.11n(40MHz)	

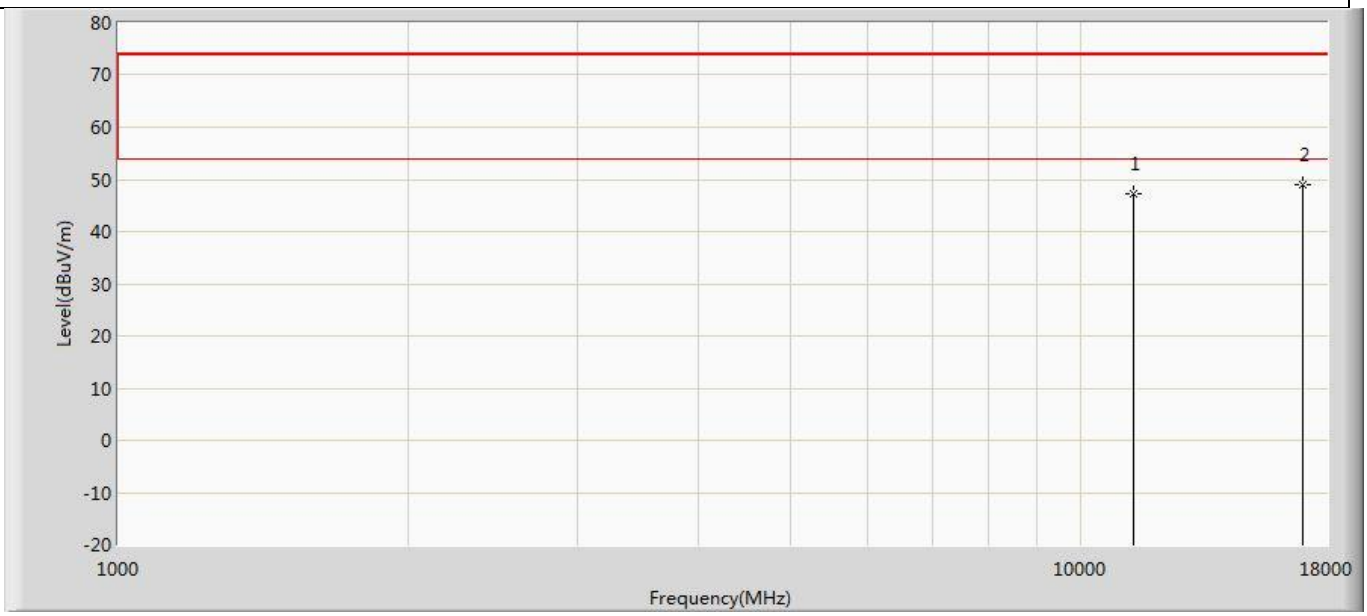

No	Mark	Frequency (MHz)	Measure Level (dBuV/m)	Reading Level (dBuV)	Over Limit (dB)	Limit (dBuV/m)	Factor (dB)	Type
1		11340.000	47.369	48.825	-26.631	74.000	-1.455	PK
2	*	17010.000	49.089	47.745	-24.911	74.000	1.343	PK

Profile: 2480675R	Page No.: 302
Engineer: Yu Liu	
Site: AC5	Time: 2024/09/26 - 19:46
Limit: FCC_Part15.209_RE(3m)	Margin: 0
Probe: Horn_3117_00167055(1-18GHz)	Polarity: Horizontal
EUT: WiFi 7 (802.11be) 2x2 Dual Band Dual Concurrent Wireless Module	Power: 3.3 Vdc
Note: Mode 3：Transmit at 5670MHz by 802.11n(40MHz)	

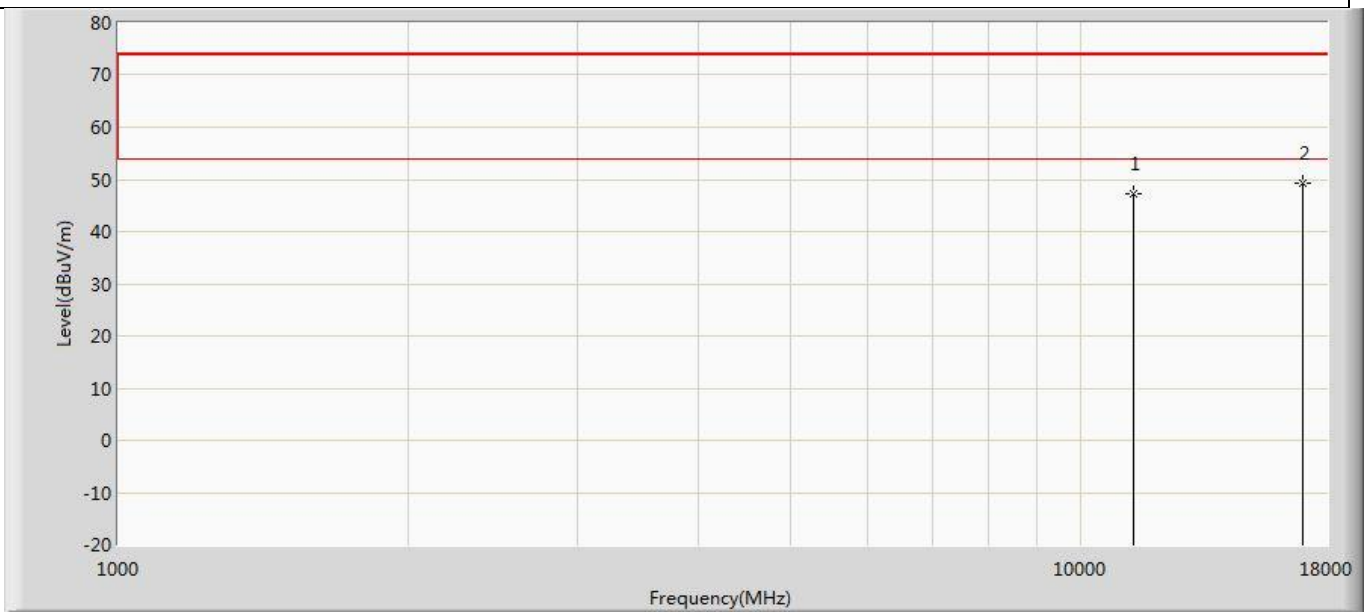

No	Mark	Frequency (MHz)	Measure Level (dBuV/m)	Reading Level (dBuV)	Over Limit (dB)	Limit (dBuV/m)	Factor (dB)	Type
1		11340.000	47.356	48.812	-26.644	74.000	-1.455	PK
2	*	17010.000	49.301	47.957	-24.699	74.000	1.343	PK

Profile: 2480675R	Page No.: 303
Engineer: Yu Liu	
Site: AC5	Time: 2024/09/26 - 19:46
Limit: FCC_Part15.209_RE(3m)	Margin: 0
Probe: Horn_3117_00167055(1-18GHz)	Polarity: Vertical
EUT: WiFi 7 (802.11be) 2x2 Dual Band Dual Concurrent Wireless Module	Power: 3.3 Vdc
Note: Mode 3：Transmit at 5755MHz by 802.11n(40MHz)	

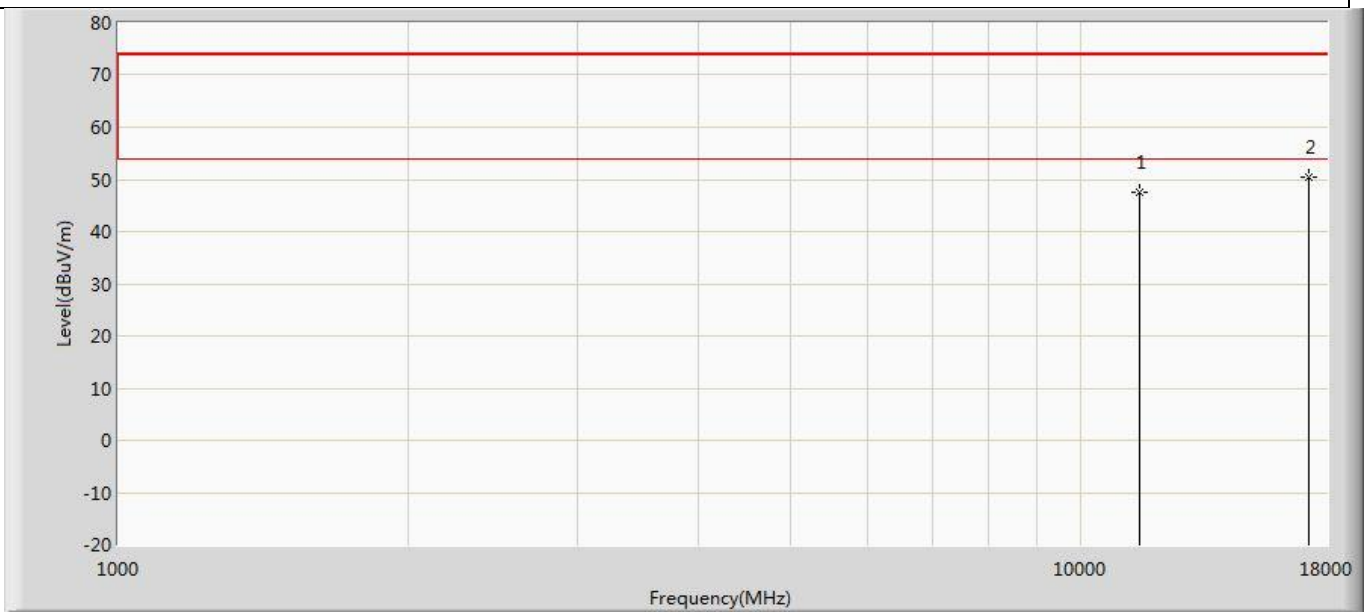

No	Mark	Frequency (MHz)	Measure Level (dBuV/m)	Reading Level (dBuV)	Over Limit (dB)	Limit (dBuV/m)	Factor (dB)	Type
1		11510.000	47.617	48.972	-26.383	74.000	-1.355	PK
2	*	17265.000	50.551	49.040	-23.449	74.000	1.510	PK

Profile: 2480675R	Page No.: 304
Engineer: Yu Liu	
Site: AC5	Time: 2024/09/26 - 19:46
Limit: FCC_Part15.209_RE(3m)	Margin: 0
Probe: Horn_3117_00167055(1-18GHz)	Polarity: Horizontal
EUT: WiFi 7 (802.11be) 2x2 Dual Band Dual Concurrent Wireless Module	Power: 3.3 Vdc
Note: Mode 3：Transmit at 5755MHz by 802.11n(40MHz)	

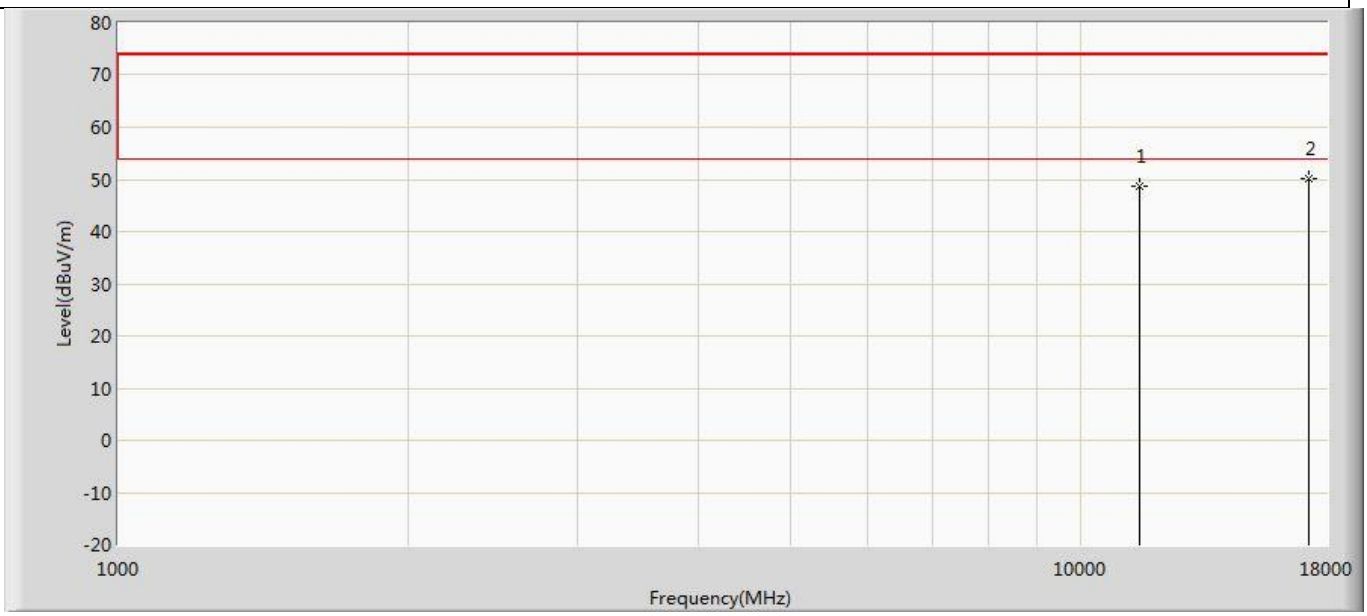

No	Mark	Frequency (MHz)	Measure Level (dBuV/m)	Reading Level (dBuV)	Over Limit (dB)	Limit (dBuV/m)	Factor (dB)	Type
1		11510.000	48.594	49.949	-25.406	74.000	-1.355	PK
2	*	17265.000	50.186	48.675	-23.814	74.000	1.510	PK

Profile: 2480675R	Page No.: 305
Engineer: Yu Liu	
Site: AC5	Time: 2024/09/26 - 19:46
Limit: FCC_Part15.209_RE(3m)	Margin: 0
Probe: Horn_3117_00167055(1-18GHz)	Polarity: Vertical
EUT: WiFi 7 (802.11be) 2x2 Dual Band Dual Concurrent Wireless Module	Power: 3.3 Vdc
Note: Mode 3：Transmit at 5795MHz by 802.11n(40MHz)	

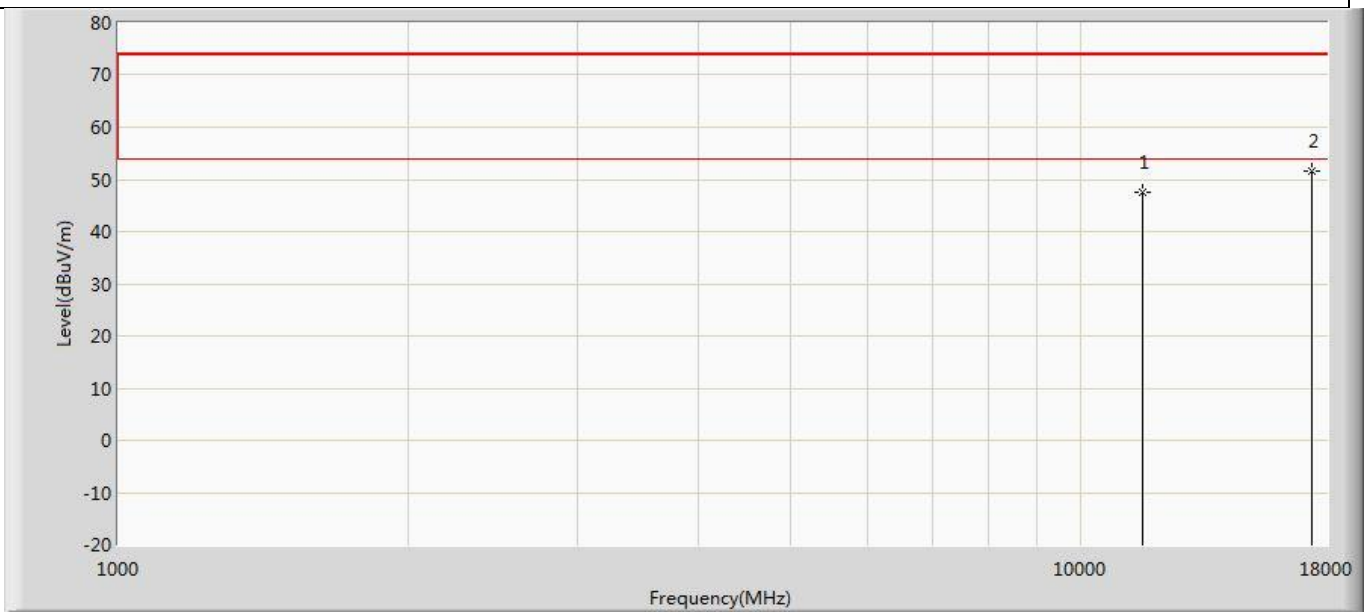

No	Mark	Frequency (MHz)	Measure Level (dBuV/m)	Reading Level (dBuV)	Over Limit (dB)	Limit (dBuV/m)	Factor (dB)	Type
1		11590.000	47.497	49.073	-26.503	74.000	-1.576	PK
2	*	17385.000	51.721	50.030	-22.279	74.000	1.691	PK

Profile: 2480675R	Page No.: 306
Engineer: Yu Liu	
Site: AC5	Time: 2024/09/26 - 19:46
Limit: FCC_Part15.209_RE(3m)	Margin: 0
Probe: Horn_3117_00167055(1-18GHz)	Polarity: Horizontal
EUT: WiFi 7 (802.11be) 2x2 Dual Band Dual Concurrent Wireless Module	Power: 3.3 Vdc
Note: Mode 3：Transmit at 5795MHz by 802.11n(40MHz)	

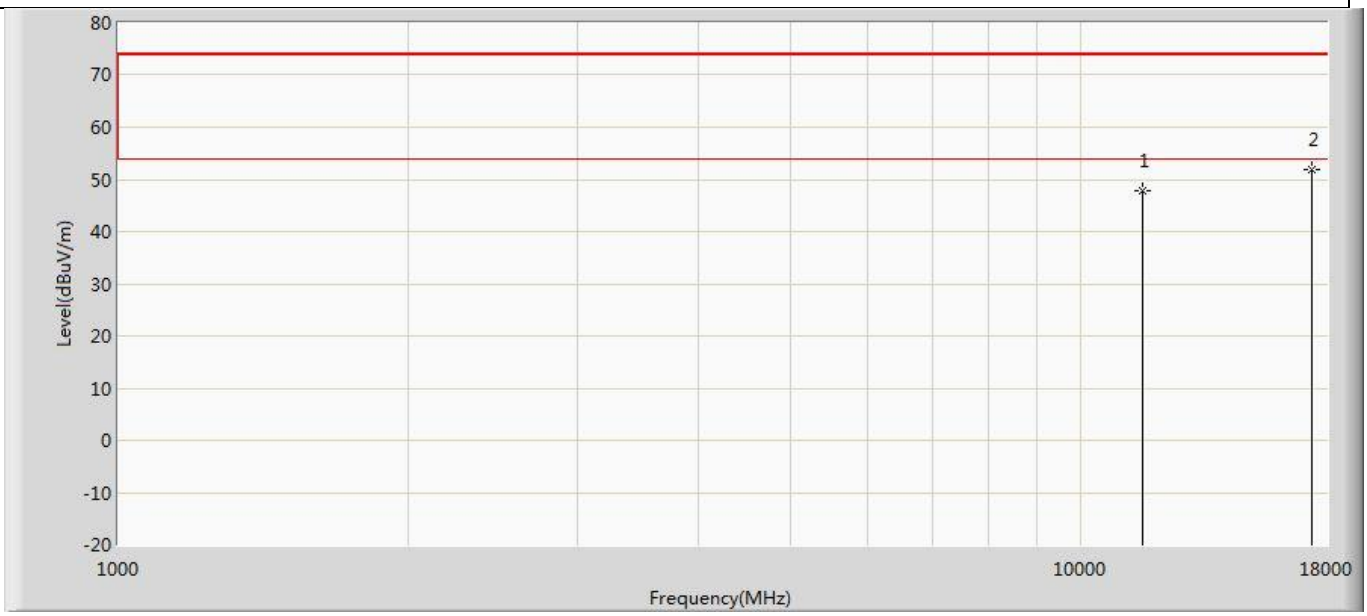

No	Mark	Frequency (MHz)	Measure Level (dBuV/m)	Reading Level (dBuV)	Over Limit (dB)	Limit (dBuV/m)	Factor (dB)	Type
1		11590.000	47.842	49.418	-26.158	74.000	-1.576	PK
2	*	17385.000	51.934	50.243	-22.066	74.000	1.691	PK

Profile: 2480675R	Page No.: 307
Engineer: Yu Liu	
Site: AC5	Time: 2024/09/26 - 19:47
Limit: FCC_Part15.209_RE(3m)	Margin: 0
Probe: Horn_3117_00167055_(1-18GHz)	Polarity: Vertical
EUT: WiFi 7 (802.11be) 2x2 Dual Band Dual Concurrent Wireless Module	Power: 3.3 Vdc
Note: Mode 4：Transmit at 5180MHz by 802.11ac(20MHz)	

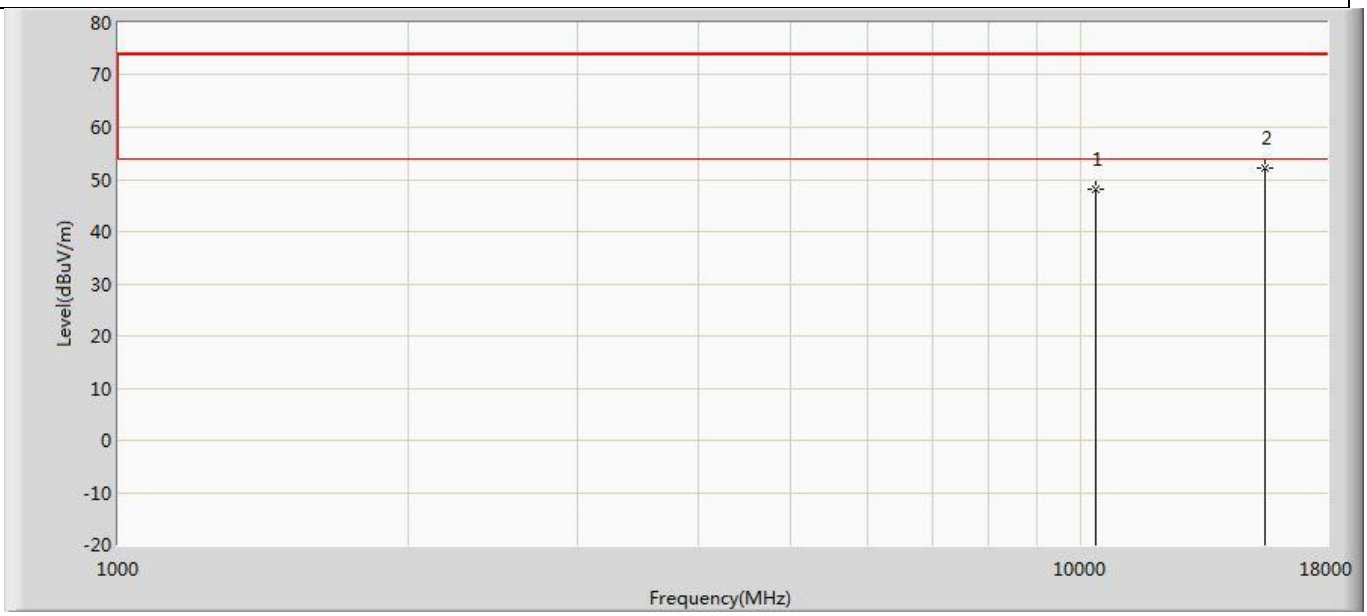

No	Mark	Frequency (MHz)	Measure Level (dBuV/m)	Reading Level (dBuV)	Over Limit (dB)	Limit (dBuV/m)	Factor (dB)	Type
1		10360.000	48.004	51.512	-25.996	74.000	-3.509	PK
2	*	15540.000	52.204	50.780	-21.796	74.000	1.424	PK

Profile: 2480675R	Page No.: 308
Engineer: Yu Liu	
Site: AC5	Time: 2024/09/26 - 19:47
Limit: FCC_Part15.209_RE(3m)	Margin: 0
Probe: Horn_3117_00167055_(1-18GHz)	Polarity: Horizontal
EUT: WiFi 7 (802.11be) 2x2 Dual Band Dual Concurrent Wireless Module	Power: 3.3 Vdc
Note: Mode 4：Transmit at 5180MHz by 802.11ac(20MHz)	

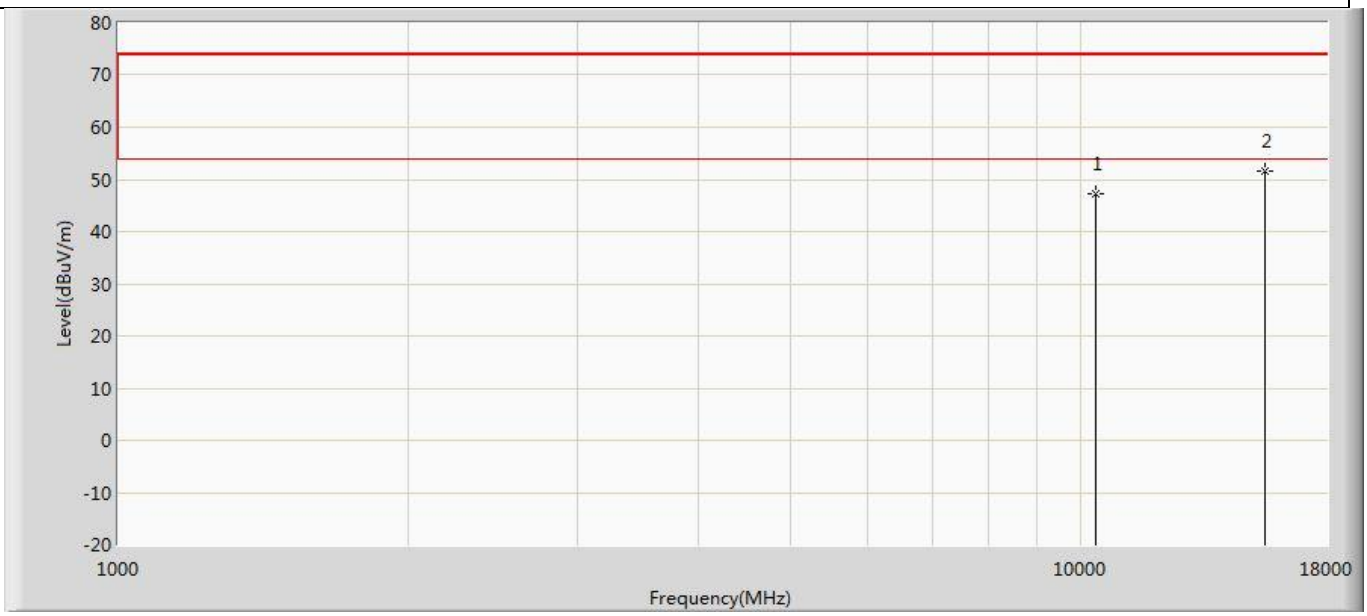

No	Mark	Frequency (MHz)	Measure Level (dBuV/m)	Reading Level (dBuV)	Over Limit (dB)	Limit (dBuV/m)	Factor (dB)	Type
1		10360.000	47.144	50.652	-26.856	74.000	-3.509	PK
2	*	15540.000	51.630	50.206	-22.370	74.000	1.424	PK

Profile: 2480675R	Page No.: 309
Engineer: Yu Liu	
Site: AC5	Time: 2024/09/26 - 19:47
Limit: FCC_Part15.209_RE(3m)	Margin: 0
Probe: Horn_3117_00167055_(1-18GHz)	Polarity: Vertical
EUT: WiFi 7 (802.11be) 2x2 Dual Band Dual Concurrent Wireless Module	Power: 3.3 Vdc
Note: Mode 4：Transmit at 5220MHz by 802.11ac(20MHz)	

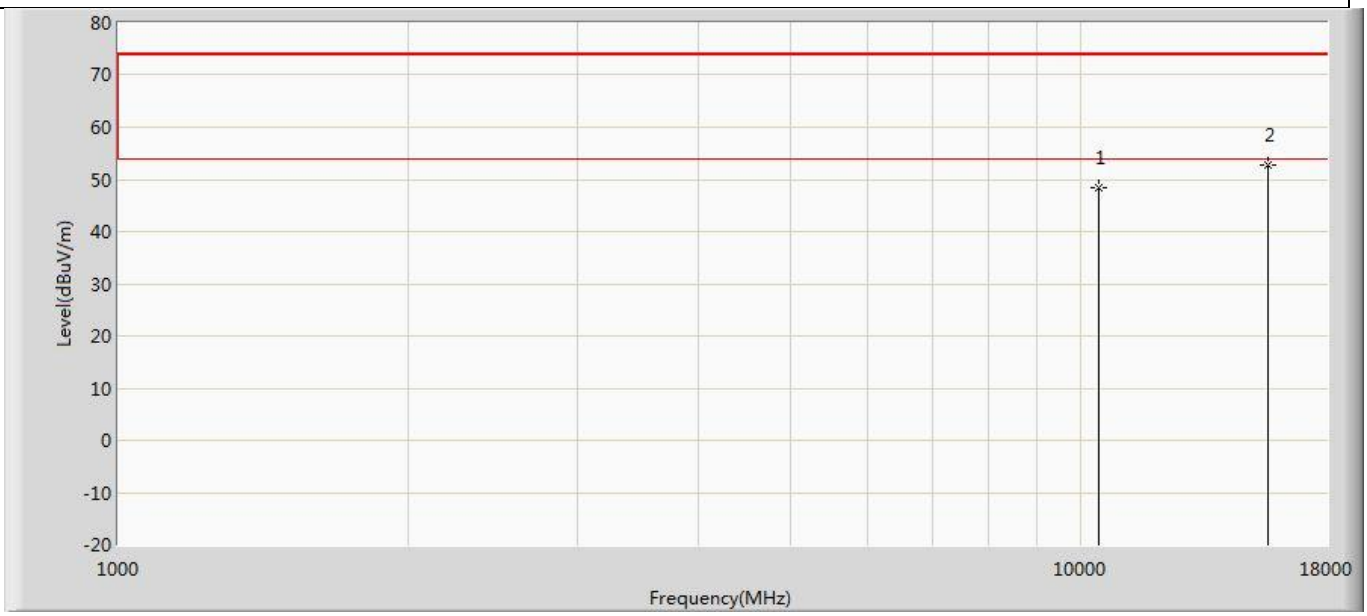

No	Mark	Frequency (MHz)	Measure Level (dBuV/m)	Reading Level (dBuV)	Over Limit (dB)	Limit (dBuV/m)	Factor (dB)	Type
1		10440.000	48.341	51.728	-25.659	74.000	-3.387	PK
2	*	15660.000	52.869	51.515	-21.131	74.000	1.354	PK

Profile: 2480675R	Page No.: 310
Engineer: Yu Liu	
Site: AC5	Time: 2024/09/26 - 19:47
Limit: FCC_Part15.209_RE(3m)	Margin: 0
Probe: Horn_3117_00167055_(1-18GHz)	Polarity: Horizontal
EUT: WiFi 7 (802.11be) 2x2 Dual Band Dual Concurrent Wireless Module	Power: 3.3 Vdc
Note: Mode 4：Transmit at 5220MHz by 802.11ac(20MHz)	

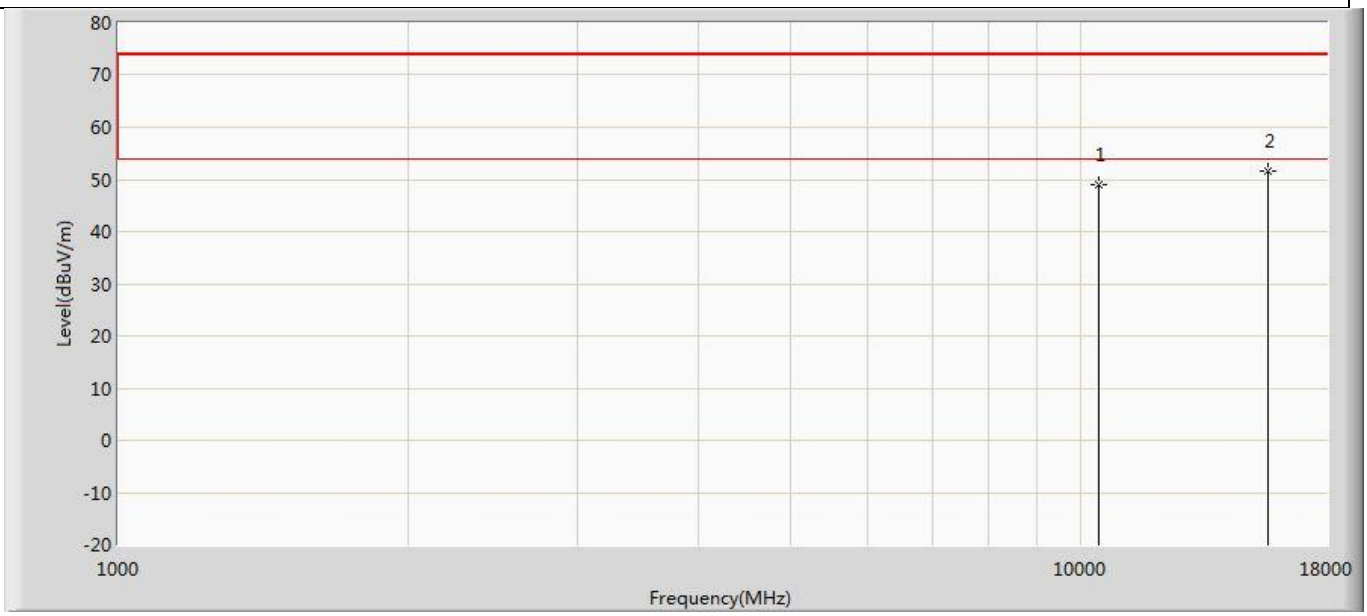

No	Mark	Frequency (MHz)	Measure Level (dBuV/m)	Reading Level (dBuV)	Over Limit (dB)	Limit (dBuV/m)	Factor (dB)	Type
1		10440.000	49.104	52.491	-24.896	74.000	-3.387	PK
2	*	15660.000	51.591	50.237	-22.409	74.000	1.354	PK

Profile: 2480675R	Page No.: 311
Engineer: Yu Liu	
Site: AC5	Time: 2024/09/26 - 19:47
Limit: FCC_Part15.209_RE(3m)	Margin: 0
Probe: Horn_3117_00167055_(1-18GHz)	Polarity: Vertical
EUT: WiFi 7 (802.11be) 2x2 Dual Band Dual Concurrent Wireless Module	Power: 3.3 Vdc
Note: Mode 4：Transmit at 5240MHz by 802.11ac(20MHz)	

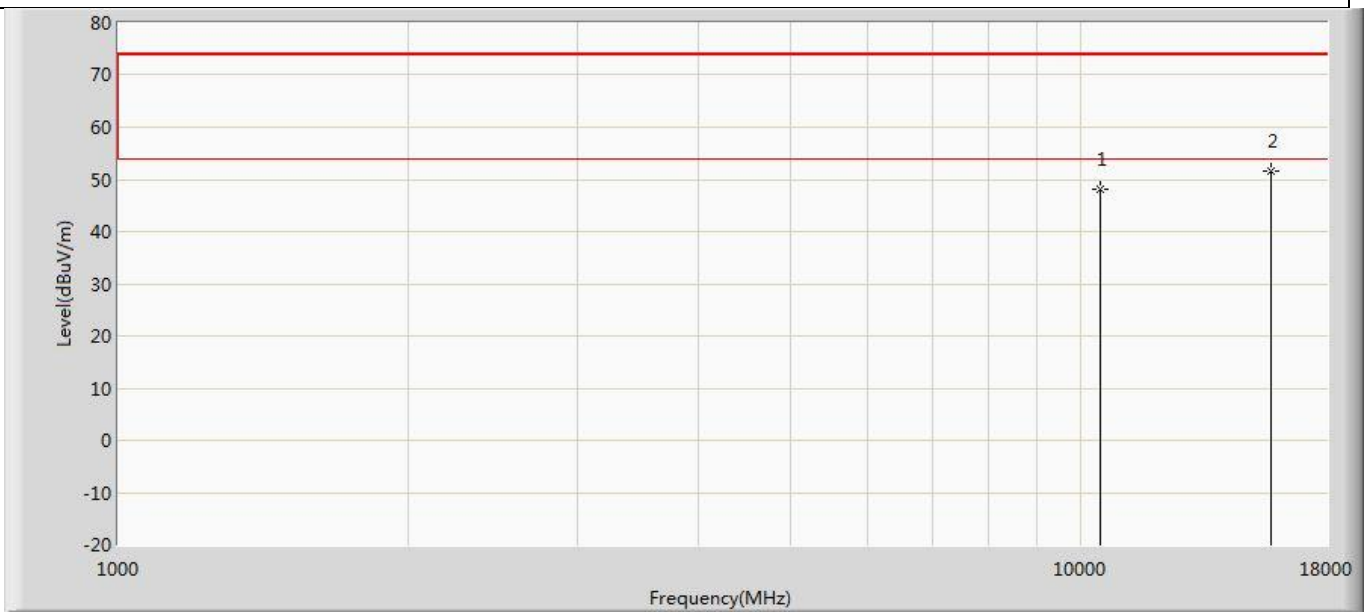

No	Mark	Frequency (MHz)	Measure Level (dBuV/m)	Reading Level (dBuV)	Over Limit (dB)	Limit (dBuV/m)	Factor (dB)	Type
1		10480.000	48.051	51.409	-25.949	74.000	-3.358	PK
2	*	15720.000	51.478	49.683	-22.522	74.000	1.795	PK

Profile: 2480675R	Page No.: 312
Engineer: Yu Liu	
Site: AC5	Time: 2024/09/26 - 19:47
Limit: FCC_Part15.209_RE(3m)	Margin: 0
Probe: Horn_3117_00167055_(1-18GHz)	Polarity: Horizontal
EUT: WiFi 7 (802.11be) 2x2 Dual Band Dual Concurrent Wireless Module	Power: 3.3 Vdc
Note: Mode 4：Transmit at 5240MHz by 802.11ac(20MHz)	

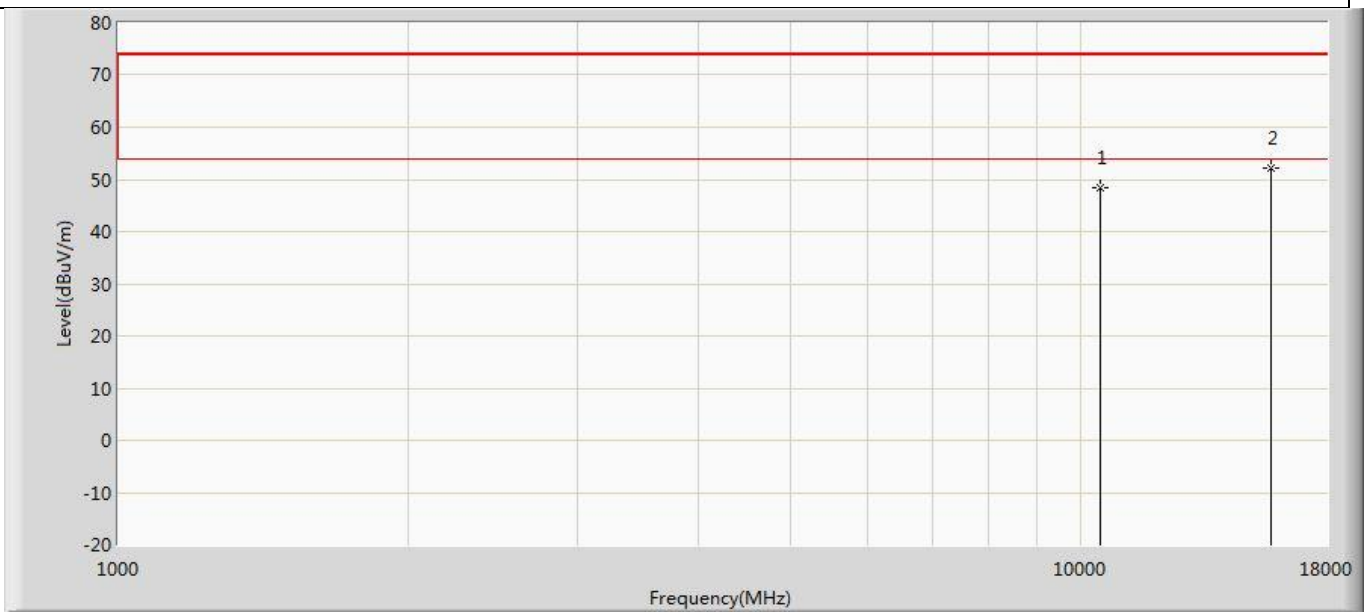

No	Mark	Frequency (MHz)	Measure Level (dBuV/m)	Reading Level (dBuV)	Over Limit (dB)	Limit (dBuV/m)	Factor (dB)	Type
1		10480.000	48.460	51.818	-25.540	74.000	-3.358	PK
2	*	15720.000	52.196	50.401	-21.804	74.000	1.795	PK

Profile: 2480675R	Page No.: 313
Engineer: Yu Liu	
Site: AC5	Time: 2024/09/26 - 19:47
Limit: FCC_Part15.209_RE(3m)	Margin: 0
Probe: Horn_3117_00167055_(1-18GHz)	Polarity: Vertical
EUT: WiFi 7 (802.11be) 2x2 Dual Band Dual Concurrent Wireless Module	Power: 3.3 Vdc
Note: Mode 4：Transmit at 5260MHz by 802.11ac(20MHz)	

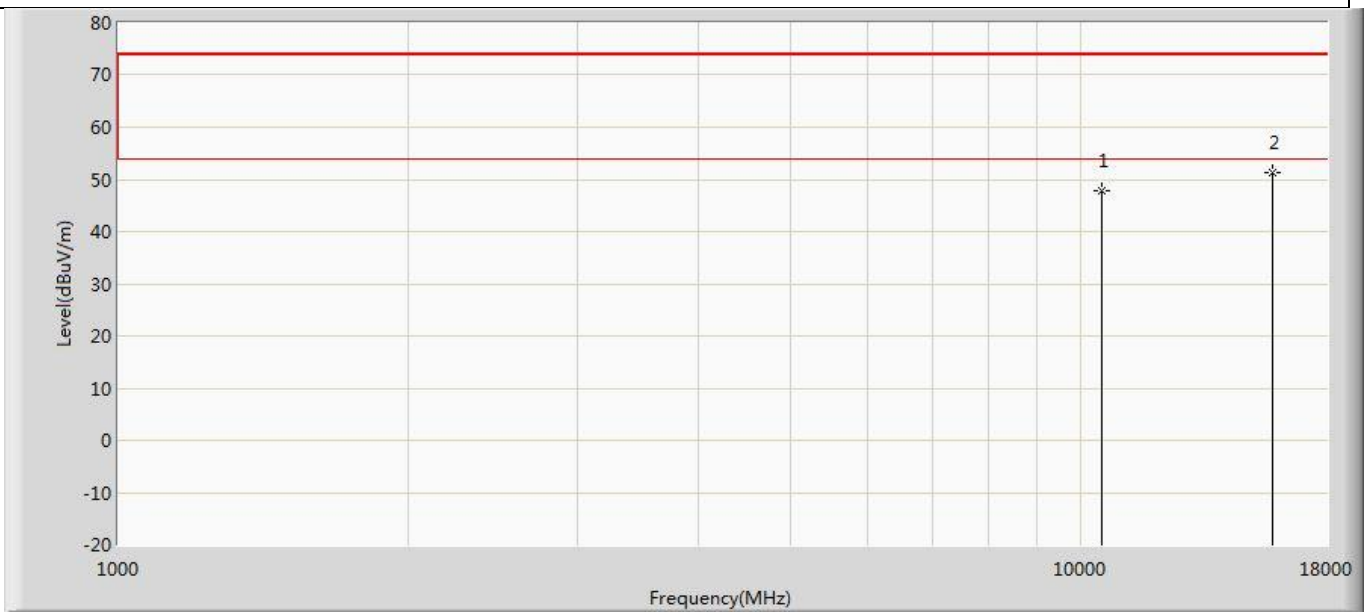

No	Mark	Frequency (MHz)	Measure Level (dBuV/m)	Reading Level (dBuV)	Over Limit (dB)	Limit (dBuV/m)	Factor (dB)	Type
1		10520.000	47.891	51.196	-26.109	74.000	-3.305	PK
2	*	15780.000	51.167	49.702	-22.833	74.000	1.465	PK

Profile: 2480675R	Page No.: 314
Engineer: Yu Liu	
Site: AC5	Time: 2024/09/26 - 19:47
Limit: FCC_Part15.209_RE(3m)	Margin: 0
Probe: Horn_3117_00167055_(1-18GHz)	Polarity: Horizontal
EUT: WiFi 7 (802.11be) 2x2 Dual Band Dual Concurrent Wireless Module	Power: 3.3 Vdc
Note: Mode 4：Transmit at 5260MHz by 802.11ac(20MHz)	

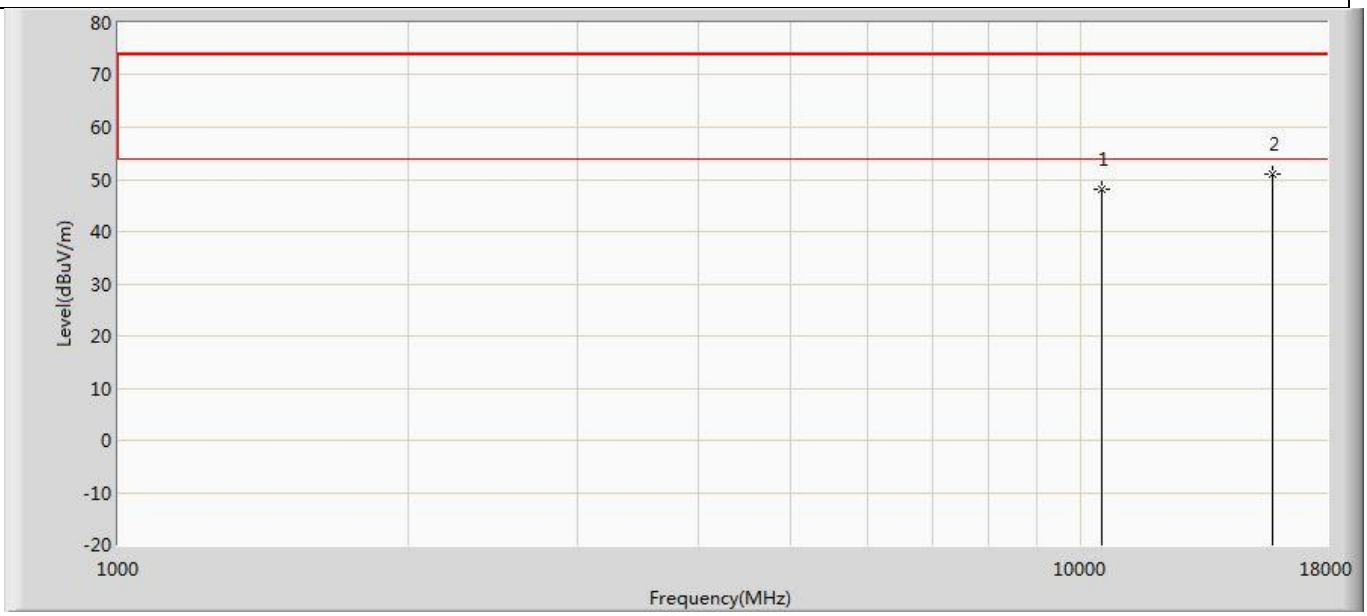

No	Mark	Frequency (MHz)	Measure Level (dBuV/m)	Reading Level (dBuV)	Over Limit (dB)	Limit (dBuV/m)	Factor (dB)	Type
1		10520.000	48.008	51.313	-25.992	74.000	-3.305	PK
2	*	15780.000	50.909	49.444	-23.091	74.000	1.465	PK

Profile: 2480675R	Page No.: 315
Engineer: Yu Liu	
Site: AC5	Time: 2024/09/26 - 19:47
Limit: FCC_Part15.209_RE(3m)	Margin: 0
Probe: Horn_3117_00167055_(1-18GHz)	Polarity: Vertical
EUT: WiFi 7 (802.11be) 2x2 Dual Band Dual Concurrent Wireless Module	Power: 3.3 Vdc
Note: Mode 4：Transmit at 5300MHz by 802.11ac(20MHz)	

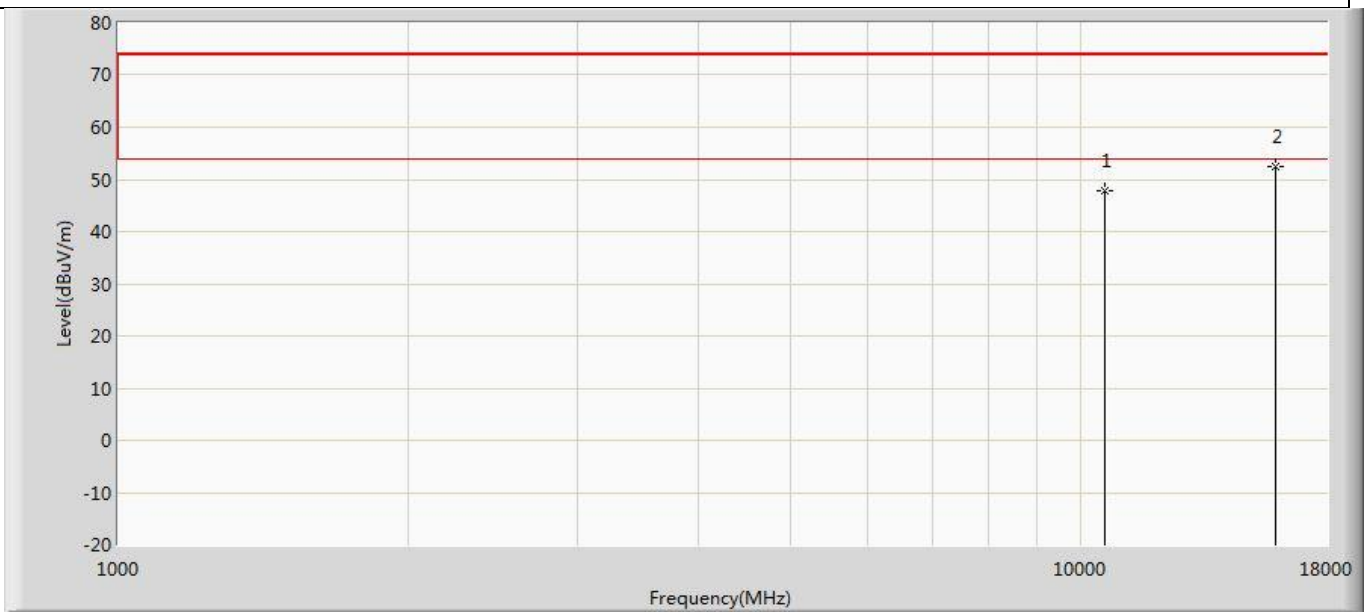

No	Mark	Frequency (MHz)	Measure Level (dBuV/m)	Reading Level (dBuV)	Over Limit (dB)	Limit (dBuV/m)	Factor (dB)	Type
1		10600.000	47.833	50.574	-26.167	74.000	-2.741	PK
2	*	15900.000	52.432	50.293	-21.568	74.000	2.139	PK

Profile: 2480675R	Page No.: 316
Engineer: Yu Liu	
Site: AC5	Time: 2024/09/26 - 19:47
Limit: FCC_Part15.209_RE(3m)	Margin: 0
Probe: Horn_3117_00167055_(1-18GHz)	Polarity: Horizontal
EUT: WiFi 7 (802.11be) 2x2 Dual Band Dual Concurrent Wireless Module	Power: 3.3 Vdc
Note: Mode 4：Transmit at 5300MHz by 802.11ac(20MHz)	

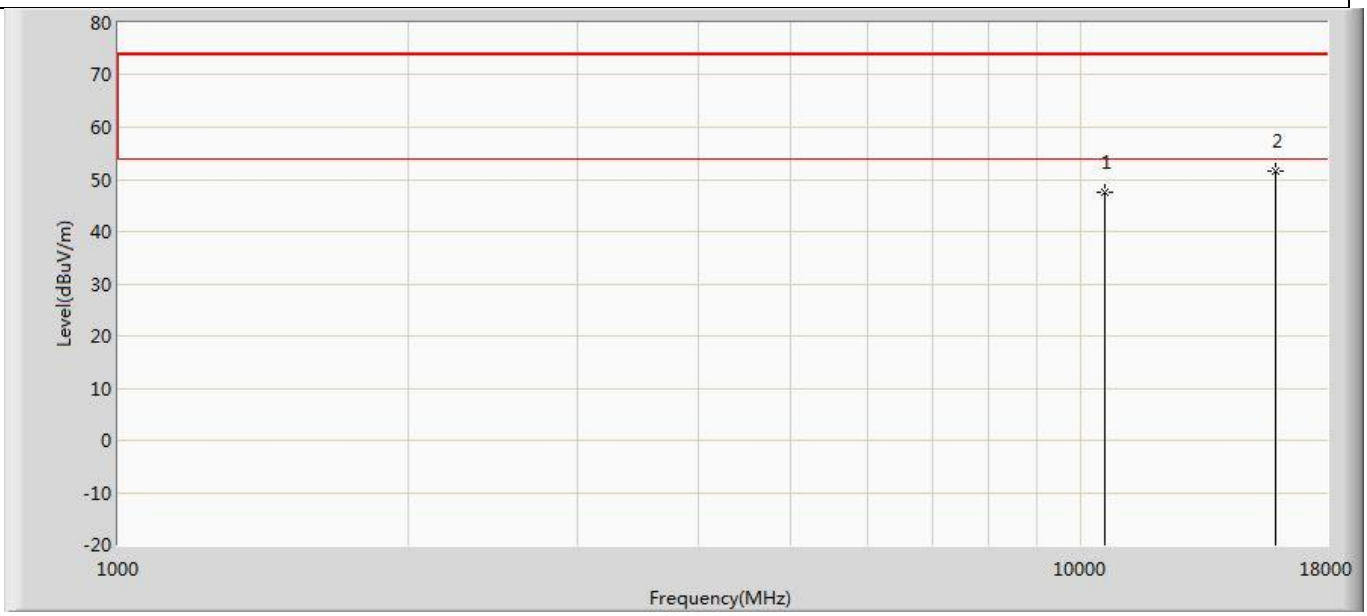

No	Mark	Frequency (MHz)	Measure Level (dBuV/m)	Reading Level (dBuV)	Over Limit (dB)	Limit (dBuV/m)	Factor (dB)	Type
1		10600.000	47.666	50.407	-26.334	74.000	-2.741	PK
2	*	15900.000	51.672	49.533	-22.328	74.000	2.139	PK

Profile: 2480675R	Page No.: 317
Engineer: Yu Liu	
Site: AC5	Time: 2024/09/26 - 19:48
Limit: FCC_Part15.209_RE(3m)	Margin: 0
Probe: Horn_3117_00167055_(1-18GHz)	Polarity: Vertical
EUT: WiFi 7 (802.11be) 2x2 Dual Band Dual Concurrent Wireless Module	Power: 3.3 Vdc
Note: Mode 4：Transmit at 5320MHz by 802.11ac(20MHz)	

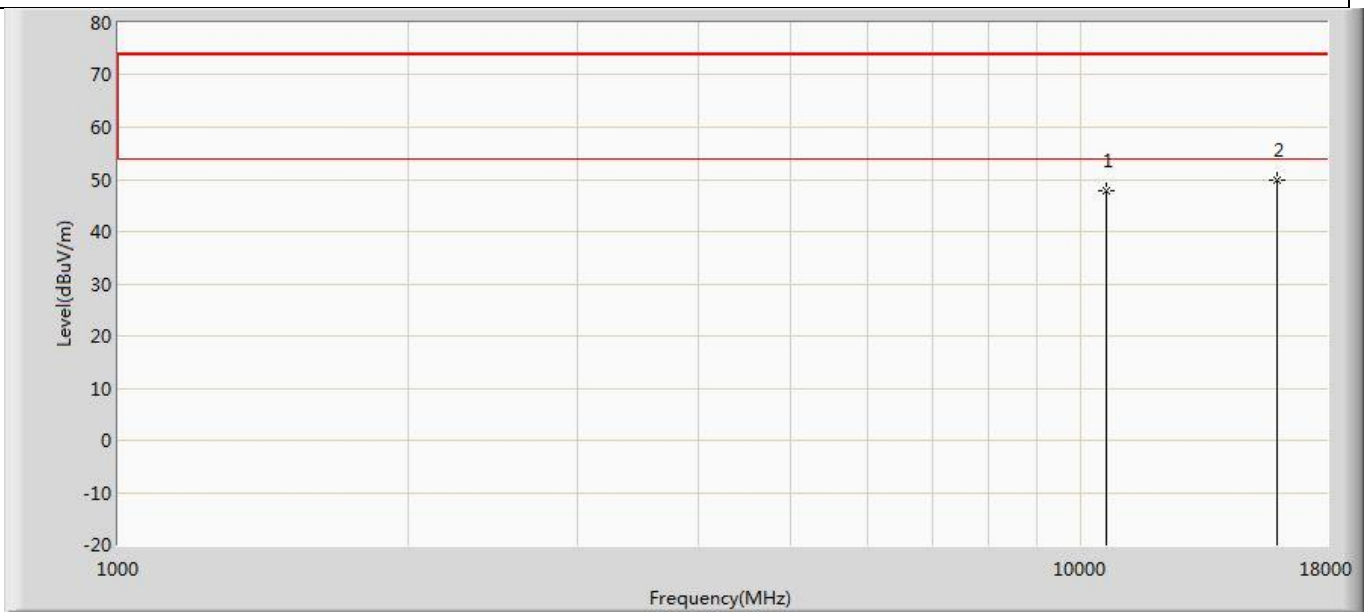

No	Mark	Frequency (MHz)	Measure Level (dBuV/m)	Reading Level (dBuV)	Over Limit (dB)	Limit (dBuV/m)	Factor (dB)	Type
1		10640.000	47.786	51.175	-26.214	74.000	-3.389	PK
2	*	15960.000	49.976	48.838	-24.024	74.000	1.138	PK

Profile: 2480675R	Page No.: 318
Engineer: Yu Liu	
Site: AC5	Time: 2024/09/26 - 19:48
Limit: FCC_Part15.209_RE(3m)	Margin: 0
Probe: Horn_3117_00167055_(1-18GHz)	Polarity: Horizontal
EUT: WiFi 7 (802.11be) 2x2 Dual Band Dual Concurrent Wireless Module	Power: 3.3 Vdc
Note: Mode 4：Transmit at 5320MHz by 802.11ac(20MHz)	

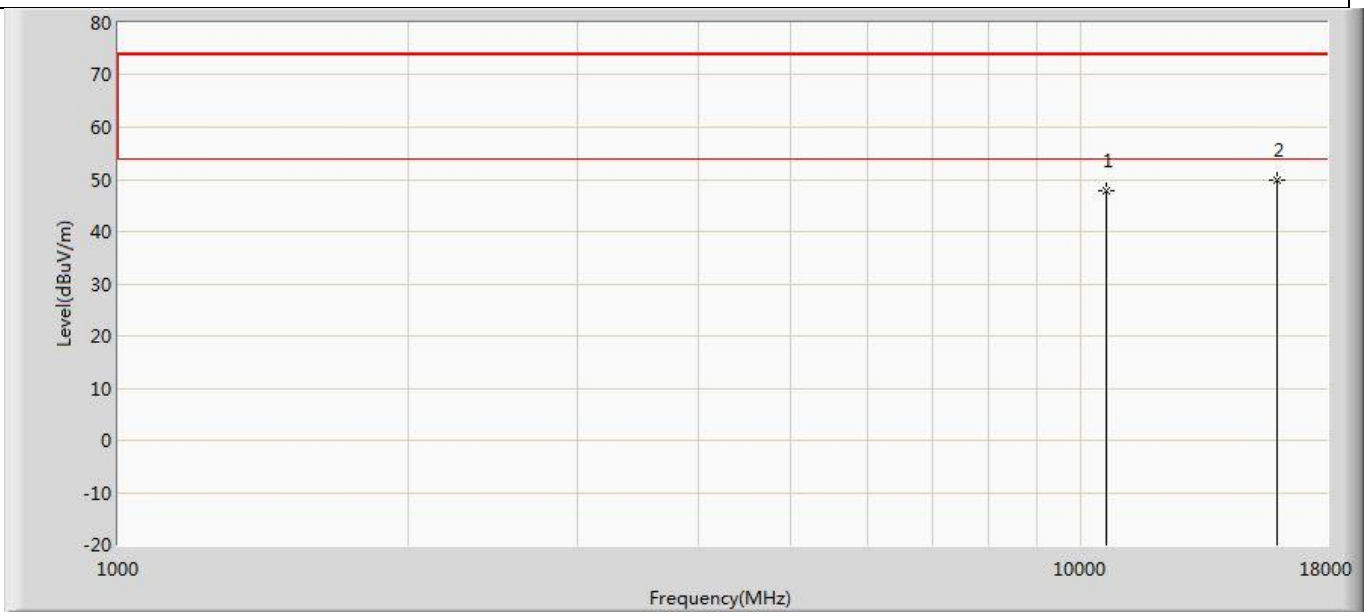

No	Mark	Frequency (MHz)	Measure Level (dBuV/m)	Reading Level (dBuV)	Over Limit (dB)	Limit (dBuV/m)	Factor (dB)	Type
1		10640.000	47.964	51.353	-26.036	74.000	-3.389	PK
2	*	15960.000	49.933	48.795	-24.067	74.000	1.138	PK

Profile: 2480675R	Page No.: 319
Engineer: Yu Liu	
Site: AC5	Time: 2024/09/26 - 19:48
Limit: FCC_Part15.209_RE(3m)	Margin: 0
Probe: Horn_3117_00167055_(1-18GHz)	Polarity: Vertical
EUT: WiFi 7 (802.11be) 2x2 Dual Band Dual Concurrent Wireless Module	Power: 3.3 Vdc
Note: Mode 4：Transmit at 5500MHz by 802.11ac(20MHz)	

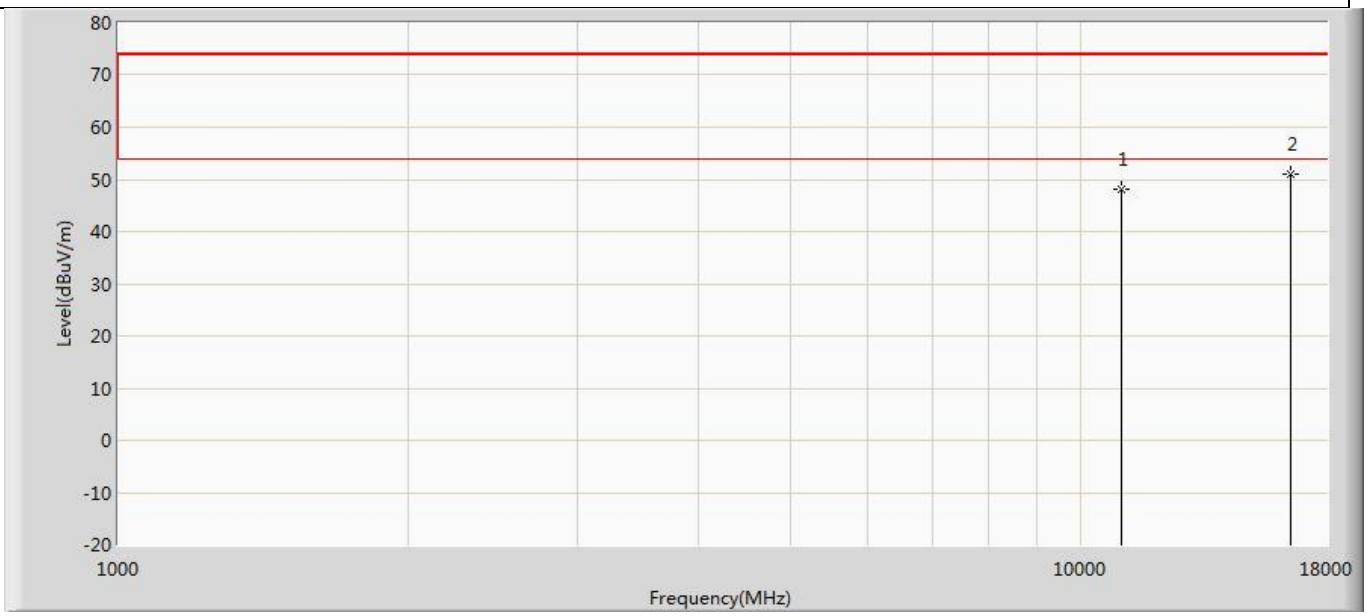

No	Mark	Frequency (MHz)	Measure Level (dBuV/m)	Reading Level (dBuV)	Over Limit (dB)	Limit (dBuV/m)	Factor (dB)	Type
1		11000.000	48.027	50.894	-25.973	74.000	-2.867	PK
2	*	16500.000	50.971	49.154	-23.029	74.000	1.817	PK

Profile: 2480675R	Page No.: 320
Engineer: Yu Liu	
Site: AC5	Time: 2024/09/26 - 19:48
Limit: FCC_Part15.209_RE(3m)	Margin: 0
Probe: Horn_3117_00167055_(1-18GHz)	Polarity: Horizontal
EUT: WiFi 7 (802.11be) 2x2 Dual Band Dual Concurrent Wireless Module	Power: 3.3 Vdc
Note: Mode 4：Transmit at 5500MHz by 802.11ac(20MHz)	

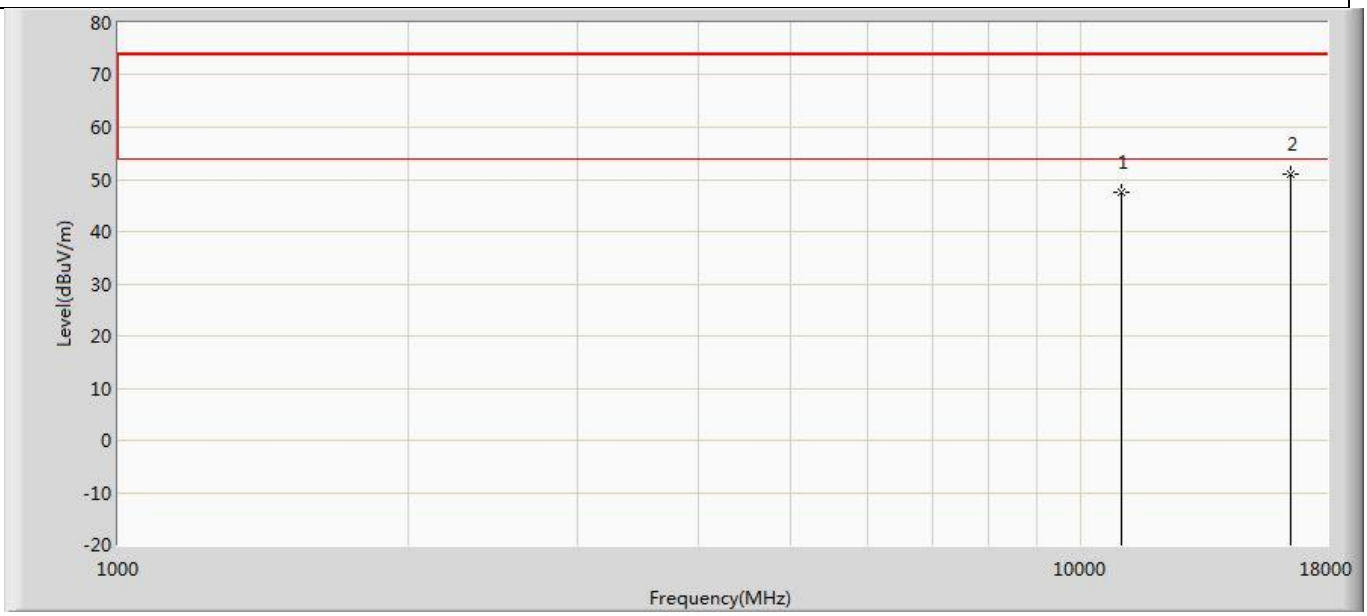

No	Mark	Frequency (MHz)	Measure Level (dBuV/m)	Reading Level (dBuV)	Over Limit (dB)	Limit (dBuV/m)	Factor (dB)	Type
1		11000.000	47.672	50.539	-26.328	74.000	-2.867	PK
2	*	16500.000	51.104	49.287	-22.896	74.000	1.817	PK

Profile: 2480675R	Page No.: 321
Engineer: Yu Liu	
Site: AC5	Time: 2024/09/26 - 19:48
Limit: FCC_Part15.209_RE(3m)	Margin: 0
Probe: Horn_3117_00167055_(1-18GHz)	Polarity: Vertical
EUT: WiFi 7 (802.11be) 2x2 Dual Band Dual Concurrent Wireless Module	Power: 3.3 Vdc
Note: Mode 4：Transmit at 5580MHz by 802.11ac(20MHz)	

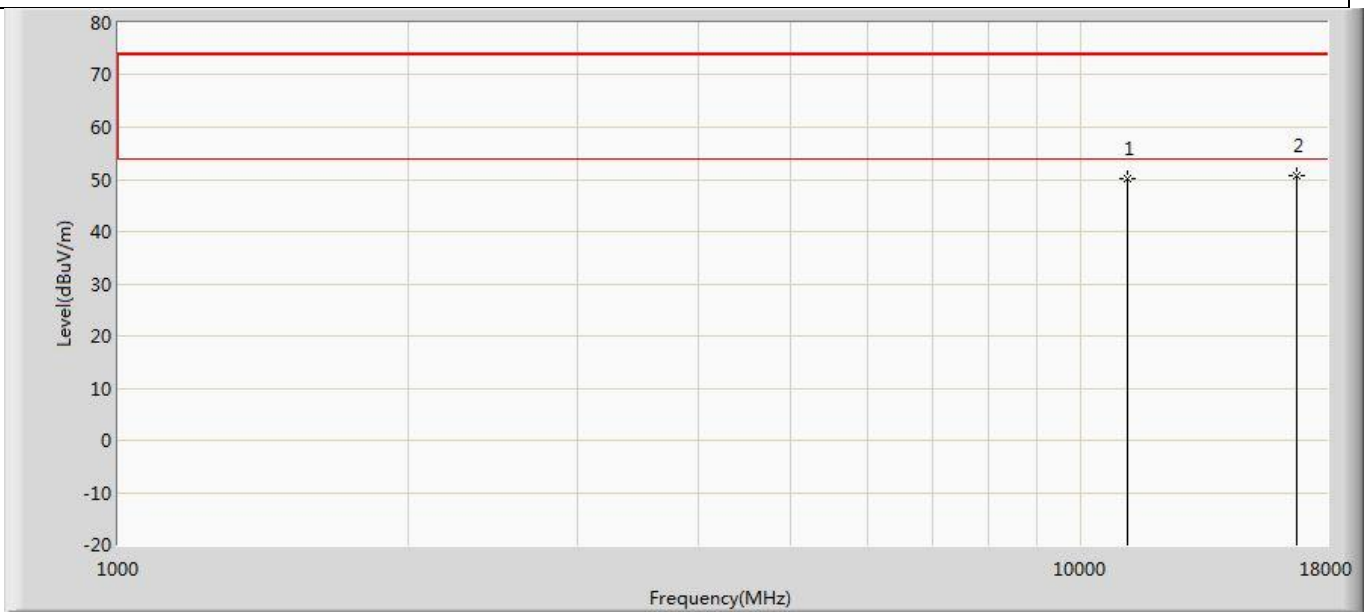

No	Mark	Frequency (MHz)	Measure Level (dBuV/m)	Reading Level (dBuV)	Over Limit (dB)	Limit (dBuV/m)	Factor (dB)	Type
1		11160.000	50.064	51.994	-23.936	74.000	-1.930	PK
2	*	16740.000	50.778	49.239	-23.222	74.000	1.538	PK

Profile: 2480675R	Page No.: 322
Engineer: Yu Liu	
Site: AC5	Time: 2024/09/26 - 19:48
Limit: FCC_Part15.209_RE(3m)	Margin: 0
Probe: Horn_3117_00167055_(1-18GHz)	Polarity: Horizontal
EUT: WiFi 7 (802.11be) 2x2 Dual Band Dual Concurrent Wireless Module	Power: 3.3 Vdc
Note: Mode 4：Transmit at 5580MHz by 802.11ac(20MHz)	

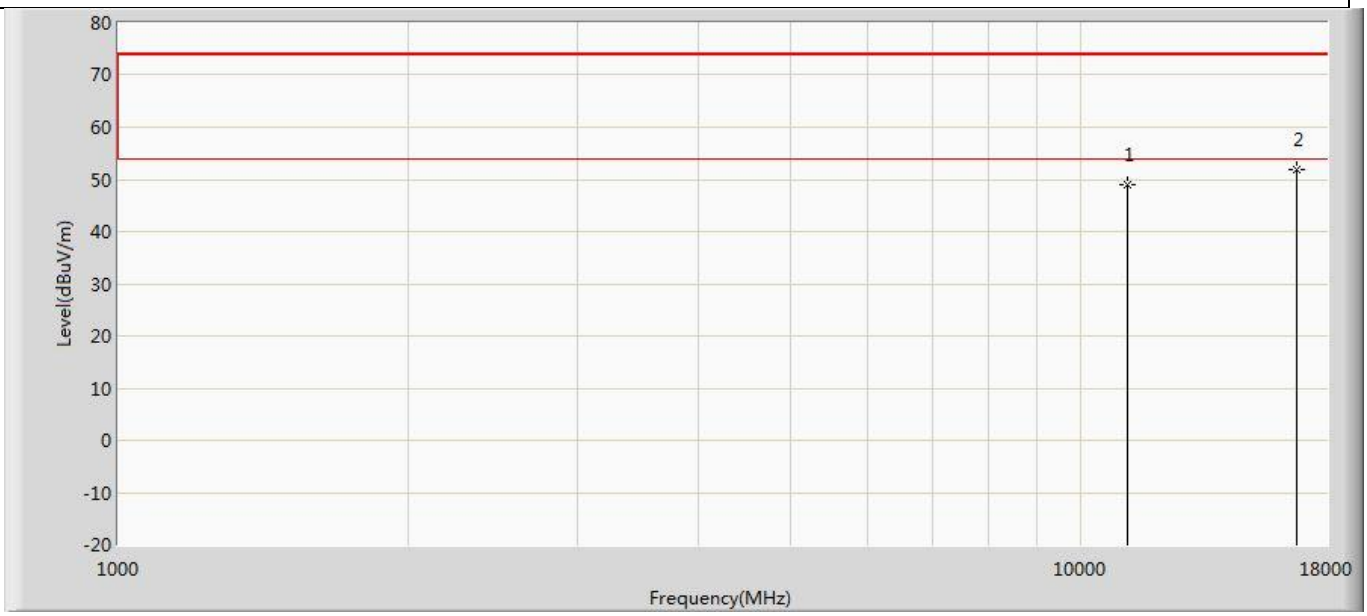

No	Mark	Frequency (MHz)	Measure Level (dBuV/m)	Reading Level (dBuV)	Over Limit (dB)	Limit (dBuV/m)	Factor (dB)	Type
1		11160.000	48.885	50.815	-25.115	74.000	-1.930	PK
2	*	16740.000	51.980	50.441	-22.020	74.000	1.538	PK

Profile: 2480675R	Page No.: 323
Engineer: Yu Liu	
Site: AC5	Time: 2024/09/26 - 19:48
Limit: FCC_Part15.209_RE(3m)	Margin: 0
Probe: Horn_3117_00167055_(1-18GHz)	Polarity: Vertical
EUT: WiFi 7 (802.11be) 2x2 Dual Band Dual Concurrent Wireless Module	Power: 3.3 Vdc
Note: Mode 4：Transmit at 5700MHz by 802.11ac(20MHz)	

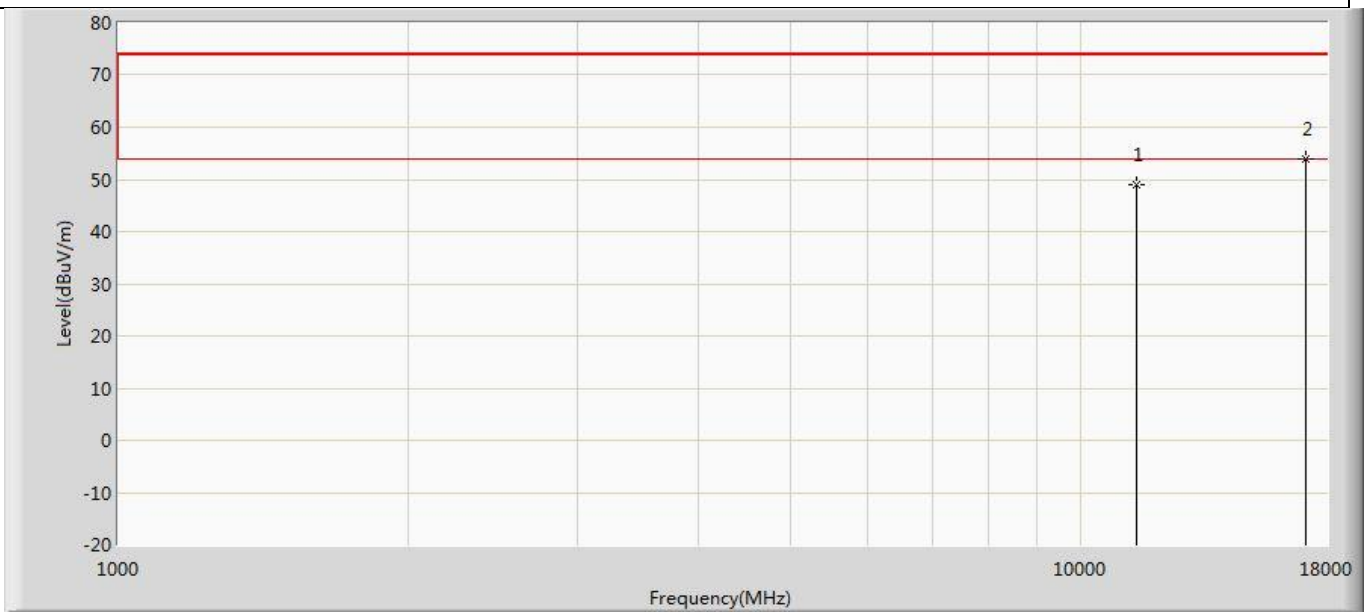

No	Mark	Frequency (MHz)	Measure Level (dBuV/m)	Reading Level (dBuV)	Over Limit (dB)	Limit (dBuV/m)	Factor (dB)	Type
1		11400.000	49.098	50.478	-24.902	74.000	-1.381	PK
2	*	17100.000	53.788	51.334	-20.212	74.000	2.455	PK

Profile: 2480675R	Page No.: 324
Engineer: Yu Liu	
Site: AC5	Time: 2024/09/26 - 19:48
Limit: FCC_Part15.209_RE(3m)	Margin: 0
Probe: Horn_3117_00167055_(1-18GHz)	Polarity: Horizontal
EUT: WiFi 7 (802.11be) 2x2 Dual Band Dual Concurrent Wireless Module	Power: 3.3 Vdc
Note: Mode 4：Transmit at 5700MHz by 802.11ac(20MHz)	

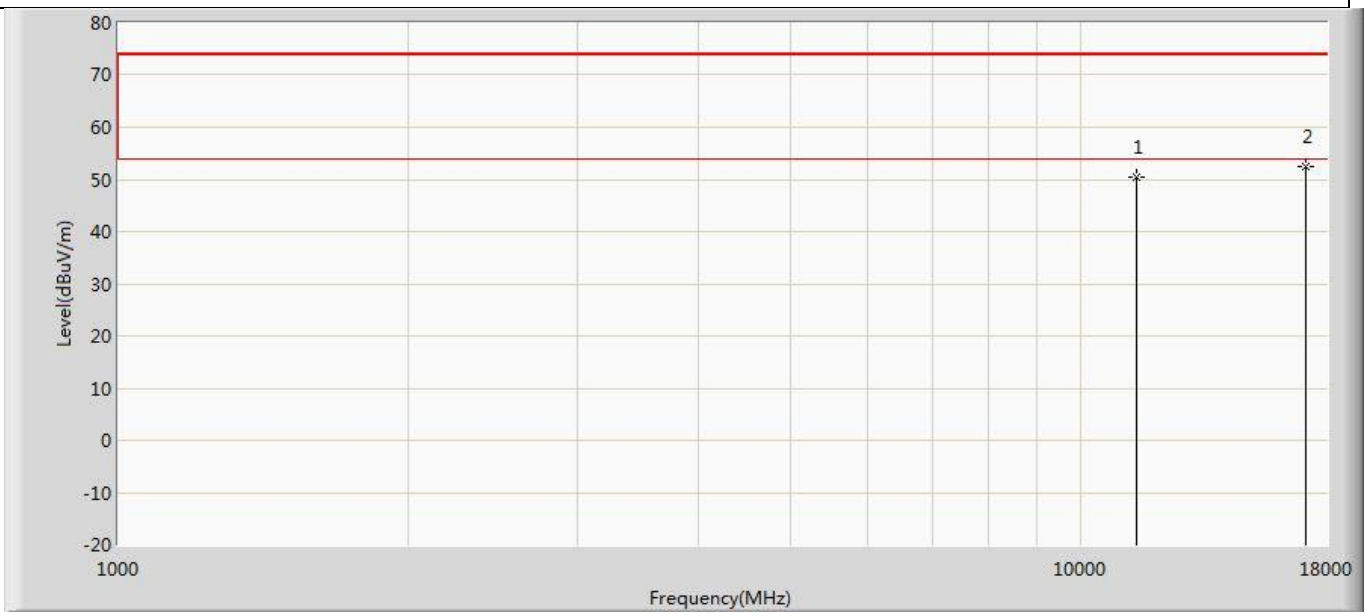

No	Mark	Frequency (MHz)	Measure Level (dBuV/m)	Reading Level (dBuV)	Over Limit (dB)	Limit (dBuV/m)	Factor (dB)	Type
1		11400.000	50.545	51.925	-23.455	74.000	-1.381	PK
2	*	17100.000	52.334	49.880	-21.666	74.000	2.455	PK

Profile: 2480675R	Page No.: 325
Engineer: Yu Liu	
Site: AC5	Time: 2024/09/26 - 19:48
Limit: FCC_Part15.209_RE(3m)	Margin: 0
Probe: Horn_3117_00167055_(1-18GHz)	Polarity: Vertical
EUT: WiFi 7 (802.11be) 2x2 Dual Band Dual Concurrent Wireless Module	Power: 3.3 Vdc
Note: Mode 4：Transmit at 5745MHz by 802.11ac(20MHz)	

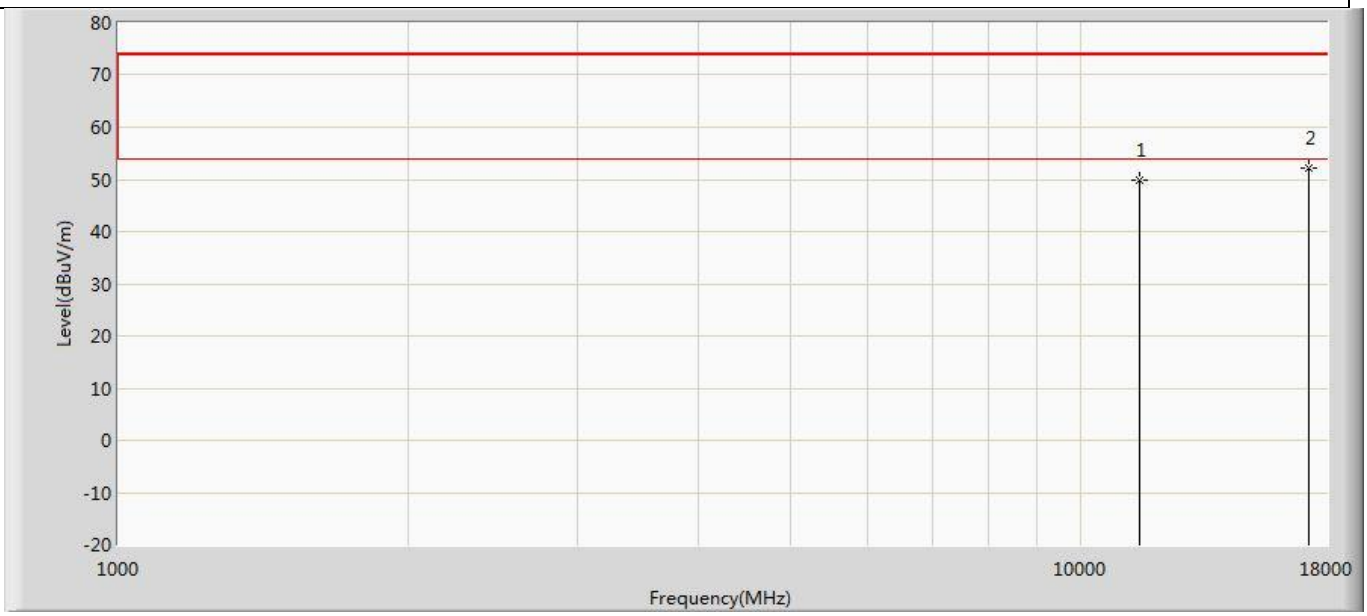

No	Mark	Frequency (MHz)	Measure Level (dBuV/m)	Reading Level (dBuV)	Over Limit (dB)	Limit (dBuV/m)	Factor (dB)	Type
1		11490.000	49.791	51.433	-24.209	74.000	-1.642	PK
2	*	17235.000	52.252	50.046	-21.748	74.000	2.206	PK

Profile: 2480675R	Page No.: 326
Engineer: Yu Liu	
Site: AC5	Time: 2024/09/26 - 19:48
Limit: FCC_Part15.209_RE(3m)	Margin: 0
Probe: Horn_3117_00167055_(1-18GHz)	Polarity: Horizontal
EUT: WiFi 7 (802.11be) 2x2 Dual Band Dual Concurrent Wireless Module	Power: 3.3 Vdc
Note: Mode 4：Transmit at 5745MHz by 802.11ac(20MHz)	

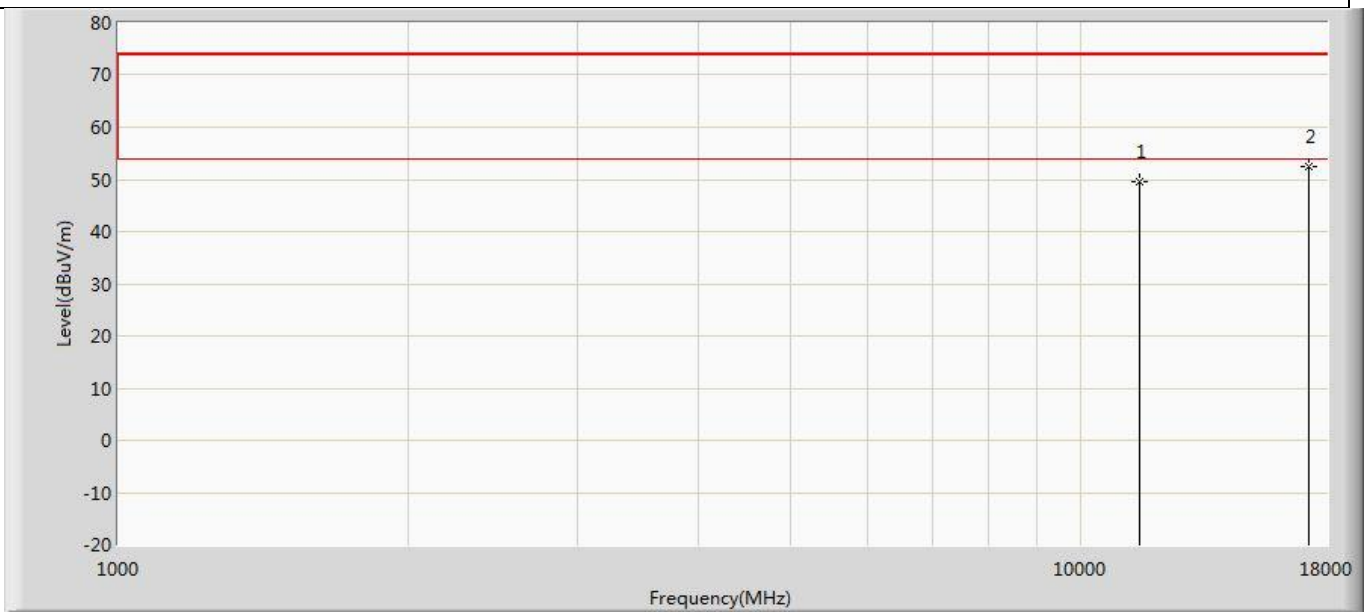

No	Mark	Frequency (MHz)	Measure Level (dBuV/m)	Reading Level (dBuV)	Over Limit (dB)	Limit (dBuV/m)	Factor (dB)	Type
1		11490.000	49.536	51.178	-24.464	74.000	-1.642	PK
2	*	17235.000	52.545	50.339	-21.455	74.000	2.206	PK

Profile: 2480675R	Page No.: 327
Engineer: Yu Liu	
Site: AC5	Time: 2024/09/26 - 19:48
Limit: FCC_Part15.209_RE(3m)	Margin: 0
Probe: Horn_3117_00167055_(1-18GHz)	Polarity: Vertical
EUT: WiFi 7 (802.11be) 2x2 Dual Band Dual Concurrent Wireless Module	Power: 3.3 Vdc
Note: Mode 4：Transmit at 5785MHz by 802.11ac(20MHz)	

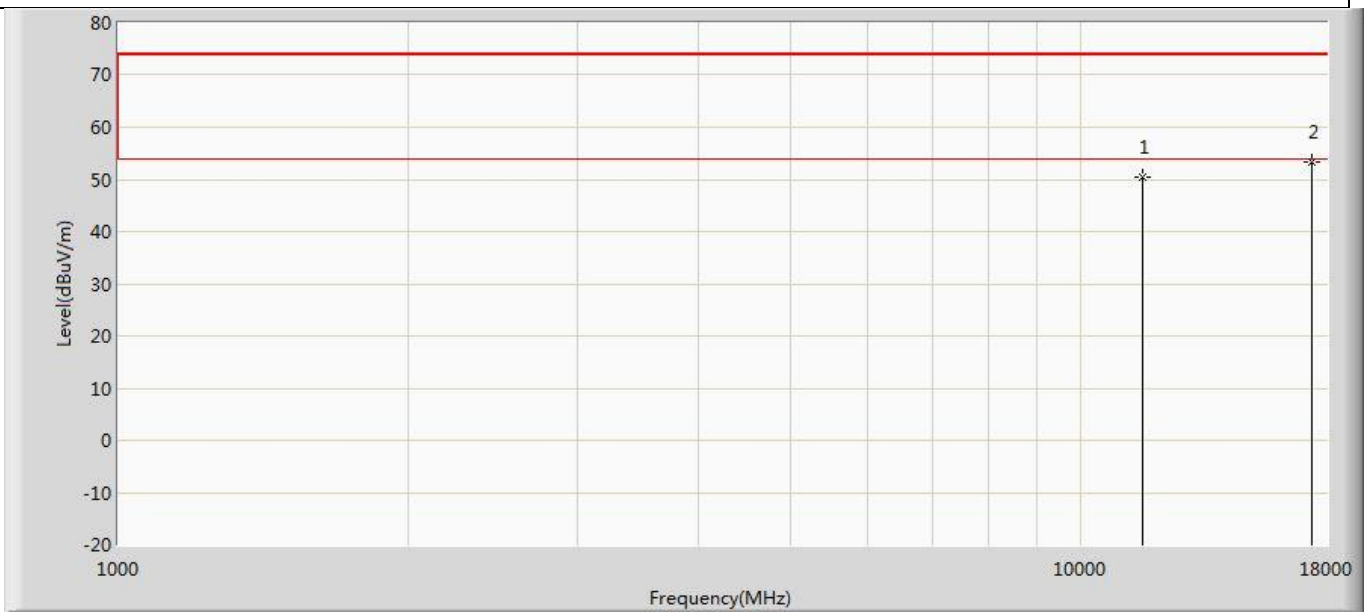

No	Mark	Frequency (MHz)	Measure Level (dBuV/m)	Reading Level (dBuV)	Over Limit (dB)	Limit (dBuV/m)	Factor (dB)	Type
1		11570.000	50.389	51.194	-23.611	74.000	-0.805	PK
2	*	17355.000	53.323	50.502	-20.677	74.000	2.821	PK

Profile: 2480675R	Page No.: 328
Engineer: Yu Liu	
Site: AC5	Time: 2024/09/26 - 19:49
Limit: FCC_Part15.209_RE(3m)	Margin: 0
Probe: Horn_3117_00167055_(1-18GHz)	Polarity: Horizontal
EUT: WiFi 7 (802.11be) 2x2 Dual Band Dual Concurrent Wireless Module	Power: 3.3 Vdc
Note: Mode 4：Transmit at 5785MHz by 802.11ac(20MHz)	

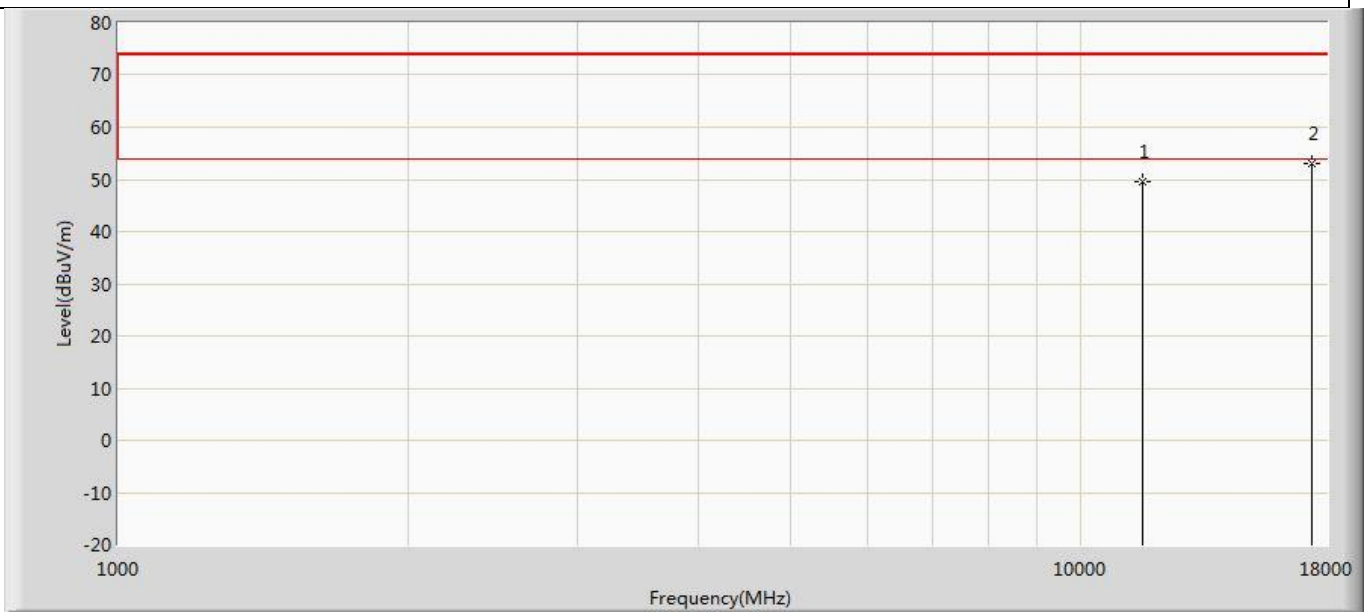

No	Mark	Frequency (MHz)	Measure Level (dBuV/m)	Reading Level (dBuV)	Over Limit (dB)	Limit (dBuV/m)	Factor (dB)	Type
1		11570.000	49.637	50.442	-24.363	74.000	-0.805	PK
2	*	17355.000	53.031	50.210	-20.969	74.000	2.821	PK

Profile: 2480675R	Page No.: 329
Engineer: Yu Liu	
Site: AC5	Time: 2024/09/26 - 19:49
Limit: FCC_Part15.209_RE(3m)	Margin: 0
Probe: Horn_3117_00167055_(1-18GHz)	Polarity: Vertical
EUT: WiFi 7 (802.11be) 2x2 Dual Band Dual Concurrent Wireless Module	Power: 3.3 Vdc
Note: Mode 4：Transmit at 5825MHz by 802.11ac(20MHz)	

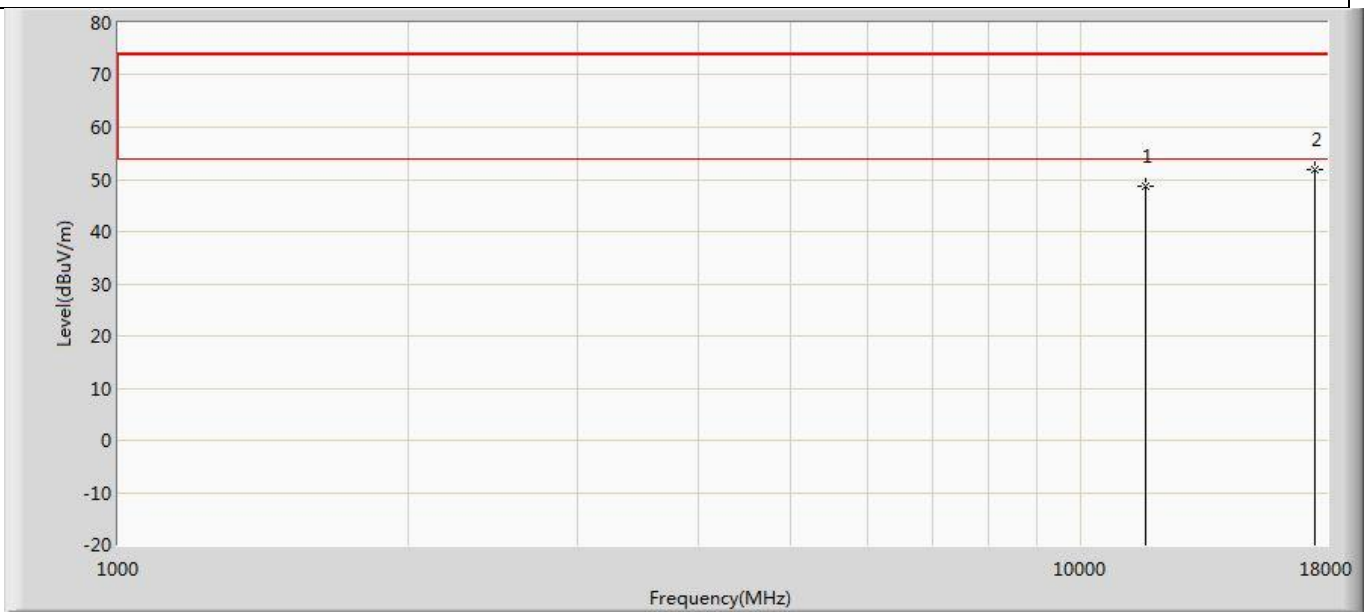

No	Mark	Frequency (MHz)	Measure Level (dBuV/m)	Reading Level (dBuV)	Over Limit (dB)	Limit (dBuV/m)	Factor (dB)	Type
1		11650.000	48.824	49.791	-25.176	74.000	-0.967	PK
2	*	17475.000	51.772	49.821	-22.228	74.000	1.952	PK

Profile: 2480675R	Page No.: 330
Engineer: Yu Liu	
Site: AC5	Time: 2024/09/26 - 19:49
Limit: FCC_Part15.209_RE(3m)	Margin: 0
Probe: Horn_3117_00167055_(1-18GHz)	Polarity: Horizontal
EUT: WiFi 7 (802.11be) 2x2 Dual Band Dual Concurrent Wireless Module	Power: 3.3 Vdc
Note: Mode 4：Transmit at 5825MHz by 802.11ac(20MHz)	

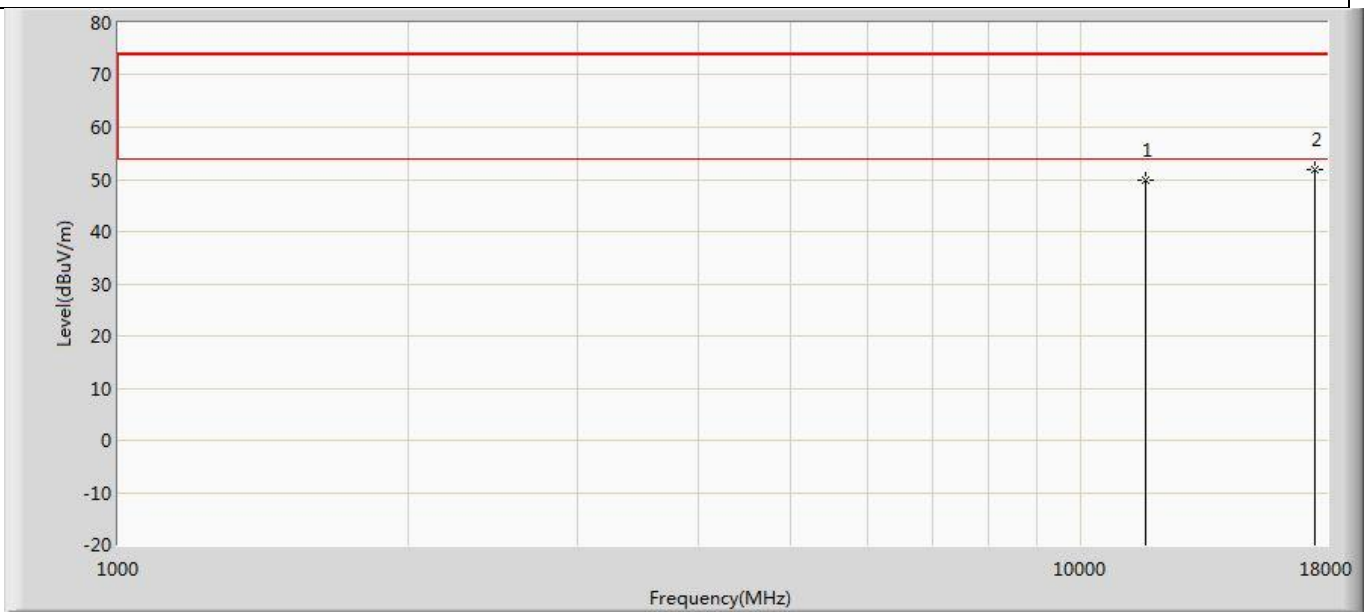

No	Mark	Frequency (MHz)	Measure Level (dBuV/m)	Reading Level (dBuV)	Over Limit (dB)	Limit (dBuV/m)	Factor (dB)	Type
1		11650.000	49.879	50.846	-24.121	74.000	-0.967	PK
2	*	17475.000	51.789	49.838	-22.211	74.000	1.952	PK

Profile: 2480675R	Page No.: 331
Engineer: Yu Liu	
Site: AC5	Time: 2024/09/26 - 19:49
Limit: FCC_Part15.209_RE(3m)	Margin: 0
Probe: Horn_3117_00167055_(1-18GHz)	Polarity: Vertical
EUT: WiFi 7 (802.11be) 2x2 Dual Band Dual Concurrent Wireless Module	Power: 3.3 Vdc
Note: Mode 5：Transmit at 5190MHz by 802.11ac(40MHz)	

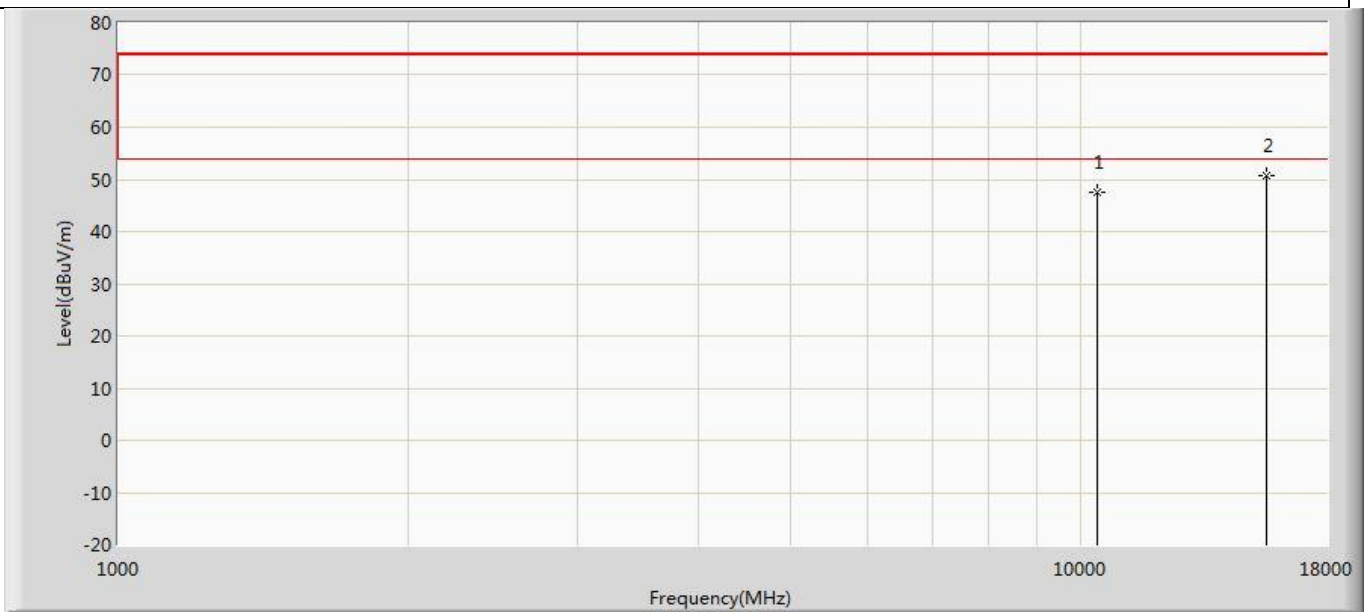

No	Mark	Frequency (MHz)	Measure Level (dBuV/m)	Reading Level (dBuV)	Over Limit (dB)	Limit (dBuV/m)	Factor (dB)	Type
1		10380.000	47.538	50.848	-26.462	74.000	-3.310	PK
2	*	15570.000	50.863	50.174	-23.137	74.000	0.689	PK

Profile: 2480675R	Page No.: 332
Engineer: Yu Liu	
Site: AC5	Time: 2024/09/26 - 19:49
Limit: FCC_Part15.209_RE(3m)	Margin: 0
Probe: Horn_3117_00167055_(1-18GHz)	Polarity: Horizontal
EUT: WiFi 7 (802.11be) 2x2 Dual Band Dual Concurrent Wireless Module	Power: 3.3 Vdc
Note: Mode 5：Transmit at 5190MHz by 802.11ac(40MHz)	

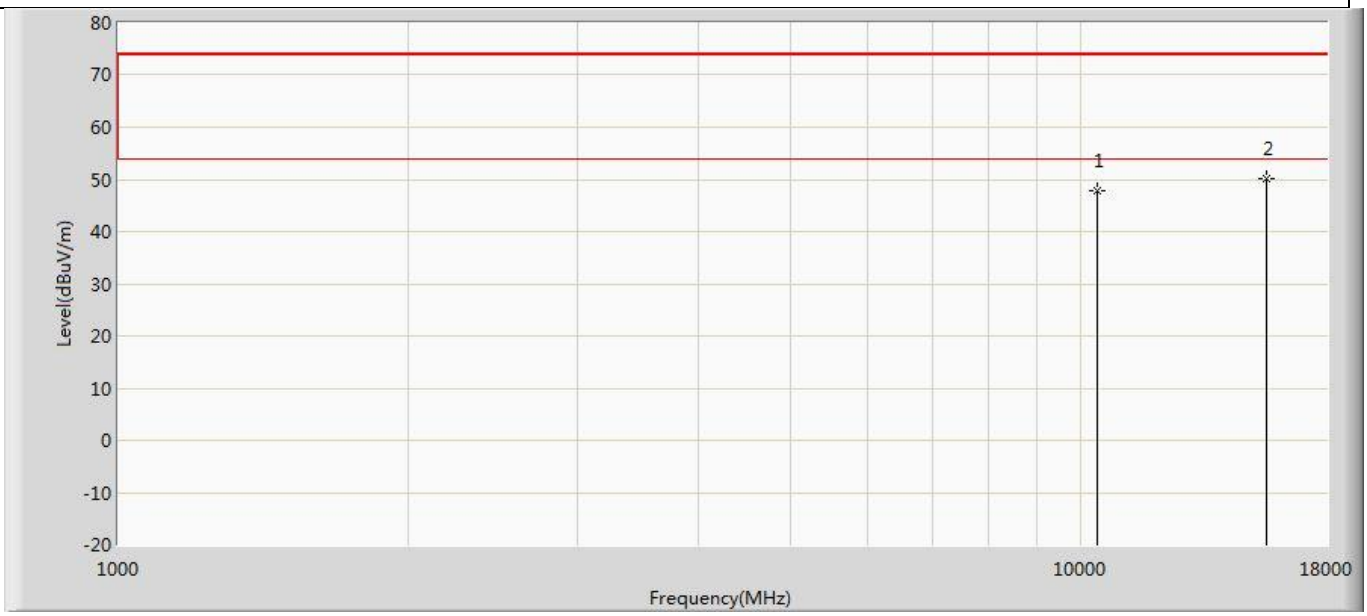

No	Mark	Frequency (MHz)	Measure Level (dBuV/m)	Reading Level (dBuV)	Over Limit (dB)	Limit (dBuV/m)	Factor (dB)	Type
1		10380.000	47.846	51.156	-26.154	74.000	-3.310	PK
2	*	15570.000	50.257	49.568	-23.743	74.000	0.689	PK

Profile: 2480675R	Page No.: 333
Engineer: Yu Liu	
Site: AC5	Time: 2024/09/26 - 19:49
Limit: FCC_Part15.209_RE(3m)	Margin: 0
Probe: Horn_3117_00167055_(1-18GHz)	Polarity: Vertical
EUT: WiFi 7 (802.11be) 2x2 Dual Band Dual Concurrent Wireless Module	Power: 3.3 Vdc
Note: Mode 5：Transmit at 5230MHz by 802.11ac(40MHz)	

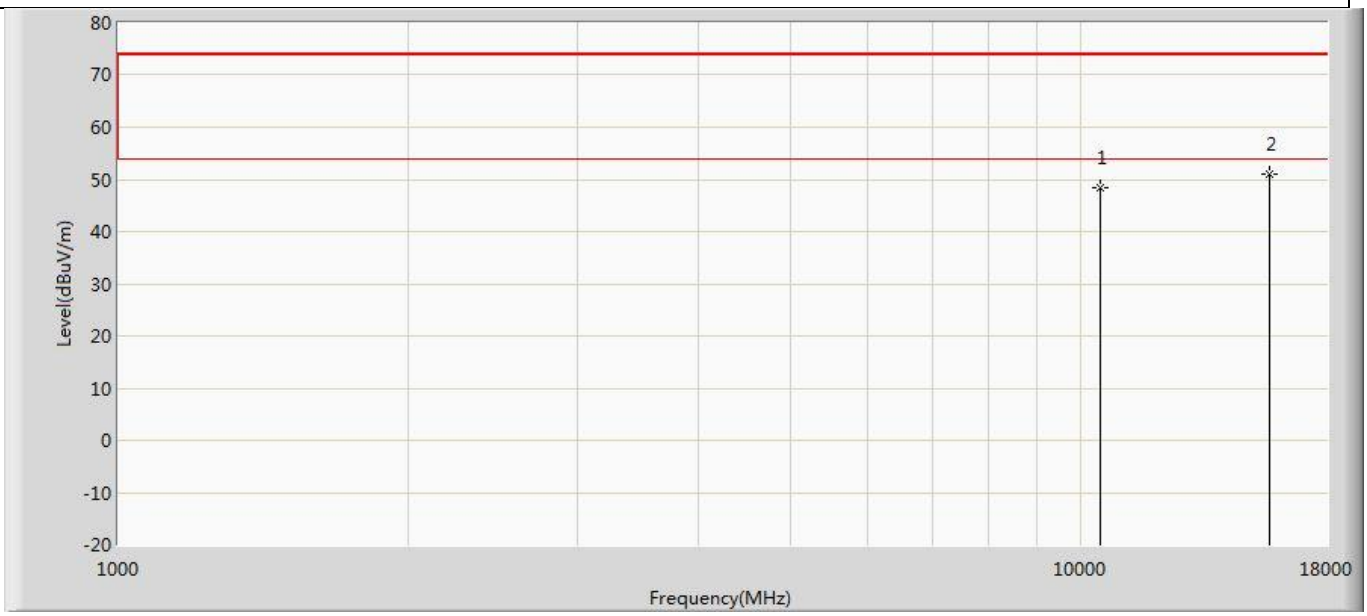

No	Mark	Frequency (MHz)	Measure Level (dBuV/m)	Reading Level (dBuV)	Over Limit (dB)	Limit (dBuV/m)	Factor (dB)	Type
1		10460.000	48.298	51.724	-25.702	74.000	-3.426	PK
2	*	15690.000	50.943	50.358	-23.057	74.000	0.584	PK

Profile: 2480675R	Page No.: 334
Engineer: Yu Liu	
Site: AC5	Time: 2024/09/26 - 19:49
Limit: FCC_Part15.209_RE(3m)	Margin: 0
Probe: Horn_3117_00167055_(1-18GHz)	Polarity: Horizontal
EUT: WiFi 7 (802.11be) 2x2 Dual Band Dual Concurrent Wireless Module	Power: 3.3 Vdc
Note: Mode 5：Transmit at 5230MHz by 802.11ac(40MHz)	

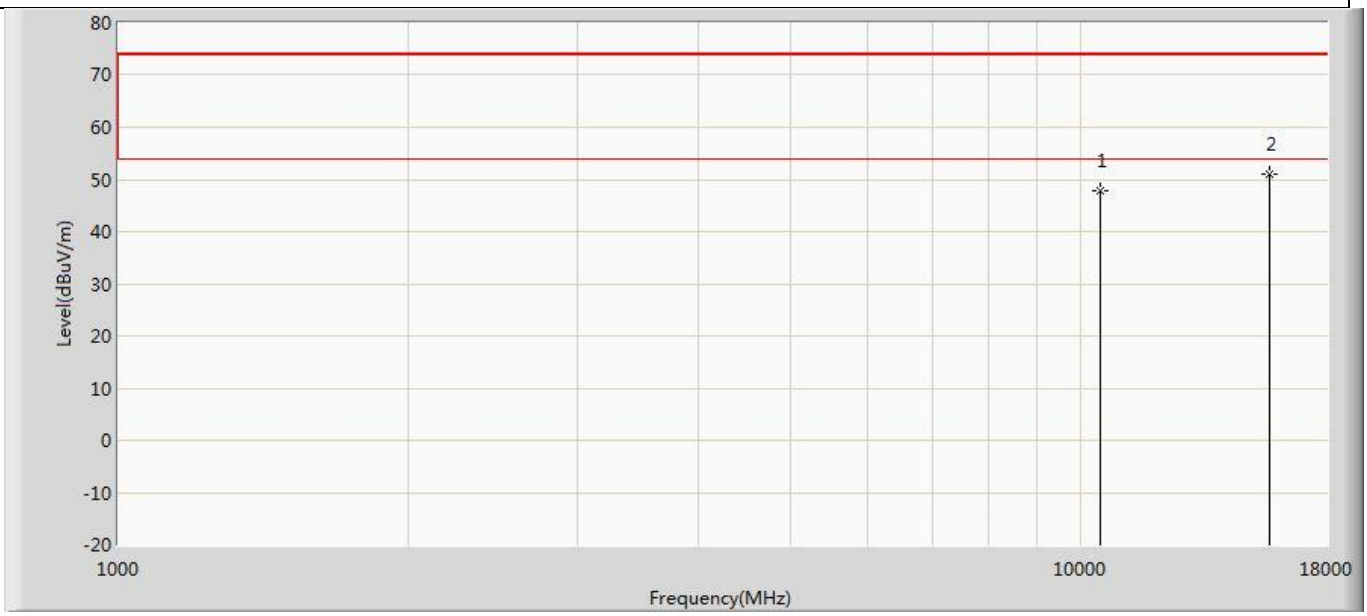

No	Mark	Frequency (MHz)	Measure Level (dBuV/m)	Reading Level (dBuV)	Over Limit (dB)	Limit (dBuV/m)	Factor (dB)	Type
1		10460.000	47.828	51.254	-26.172	74.000	-3.426	PK
2	*	15690.000	50.942	50.357	-23.058	74.000	0.584	PK

Profile: 2480675R	Page No.: 335
Engineer: Yu Liu	
Site: AC5	Time: 2024/09/26 - 19:49
Limit: FCC_Part15.209_RE(3m)	Margin: 0
Probe: Horn_3117_00167055_(1-18GHz)	Polarity: Vertical
EUT: WiFi 7 (802.11be) 2x2 Dual Band Dual Concurrent Wireless Module	Power: 3.3 Vdc
Note: Mode 5：Transmit at 5270MHz by 802.11ac(40MHz)	

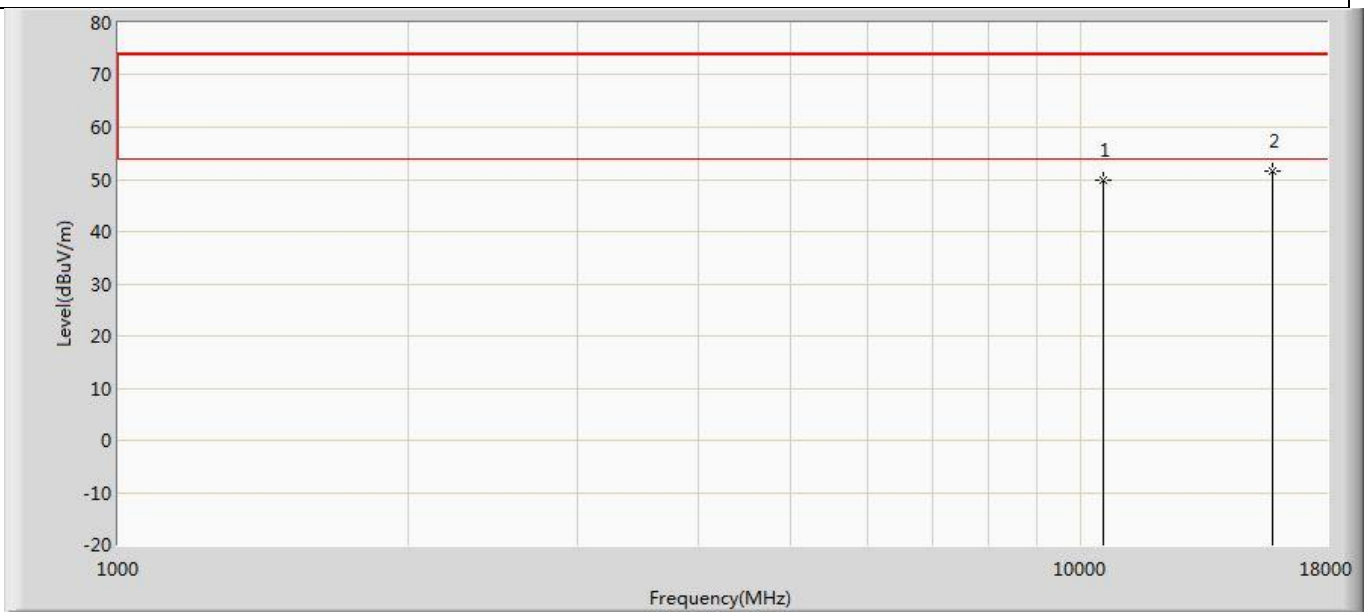

No	Mark	Frequency (MHz)	Measure Level (dBuV/m)	Reading Level (dBuV)	Over Limit (dB)	Limit (dBuV/m)	Factor (dB)	Type
1		10540.000	49.861	53.131	-24.139	74.000	-3.270	PK
2	*	15810.000	51.489	50.249	-22.511	74.000	1.240	PK

Profile: 2480675R	Page No.: 336
Engineer: Yu Liu	
Site: AC5	Time: 2024/09/26 - 19:49
Limit: FCC_Part15.209_RE(3m)	Margin: 0
Probe: Horn_3117_00167055_(1-18GHz)	Polarity: Horizontal
EUT: WiFi 7 (802.11be) 2x2 Dual Band Dual Concurrent Wireless Module	Power: 3.3 Vdc
Note: Mode 5：Transmit at 5270MHz by 802.11ac(40MHz)	

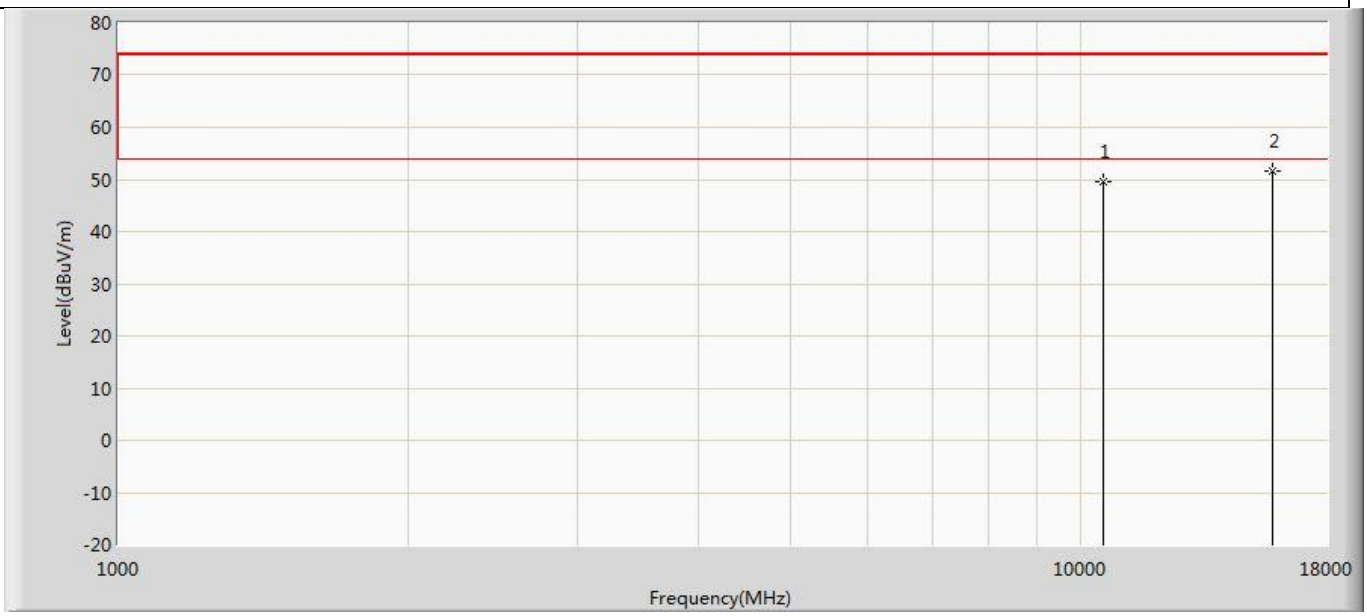

No	Mark	Frequency (MHz)	Measure Level (dBuV/m)	Reading Level (dBuV)	Over Limit (dB)	Limit (dBuV/m)	Factor (dB)	Type
1		10540.000	49.563	52.833	-24.437	74.000	-3.270	PK
2	*	15810.000	51.618	50.378	-22.382	74.000	1.240	PK

Profile: 2480675R	Page No.: 337
Engineer: Yu Liu	
Site: AC5	Time: 2024/09/26 - 19:49
Limit: FCC_Part15.209_RE(3m)	Margin: 0
Probe: Horn_3117_00167055_(1-18GHz)	Polarity: Vertical
EUT: WiFi 7 (802.11be) 2x2 Dual Band Dual Concurrent Wireless Module	Power: 3.3 Vdc
Note: Mode 5：Transmit at 5310MHz by 802.11ac(40MHz)	

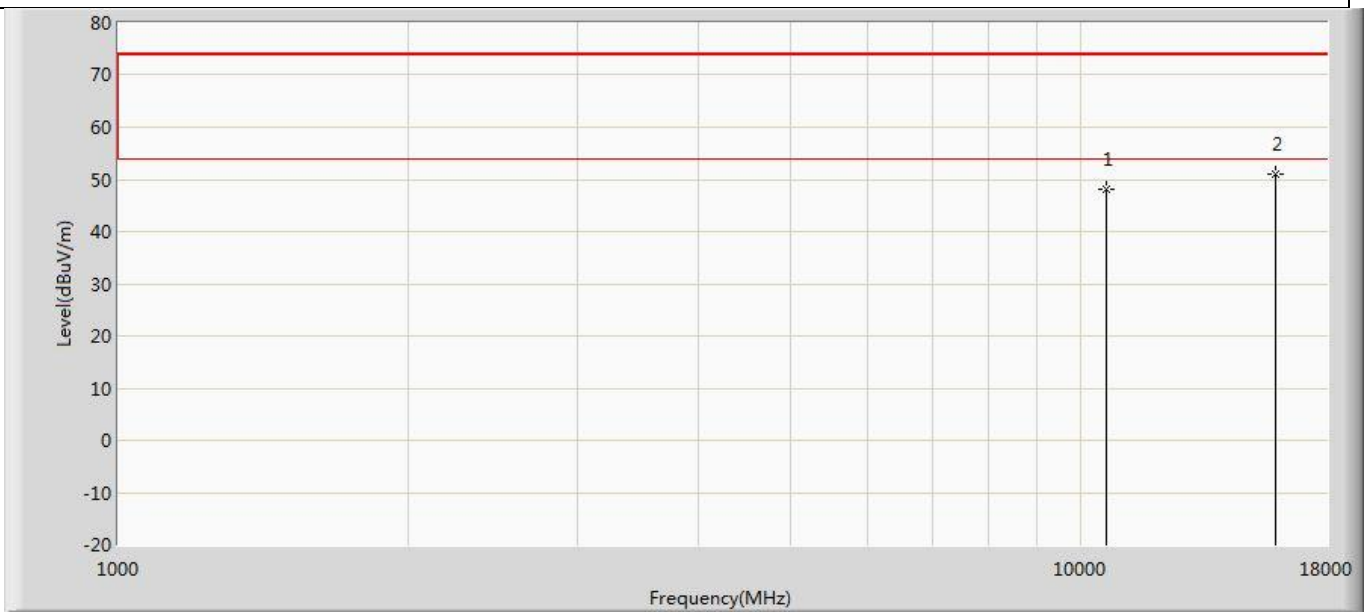

No	Mark	Frequency (MHz)	Measure Level (dBuV/m)	Reading Level (dBuV)	Over Limit (dB)	Limit (dBuV/m)	Factor (dB)	Type
1		10620.000	48.255	51.503	-25.745	74.000	-3.248	PK
2	*	15930.000	51.005	49.776	-22.995	74.000	1.229	PK

Profile: 2480675R	Page No.: 338
Engineer: Yu Liu	
Site: AC5	Time: 2024/09/26 - 19:49
Limit: FCC_Part15.209_RE(3m)	Margin: 0
Probe: Horn_3117_00167055_(1-18GHz)	Polarity: Horizontal
EUT: WiFi 7 (802.11be) 2x2 Dual Band Dual Concurrent Wireless Module	Power: 3.3 Vdc
Note: Mode 5：Transmit at 5310MHz by 802.11ac(40MHz)	

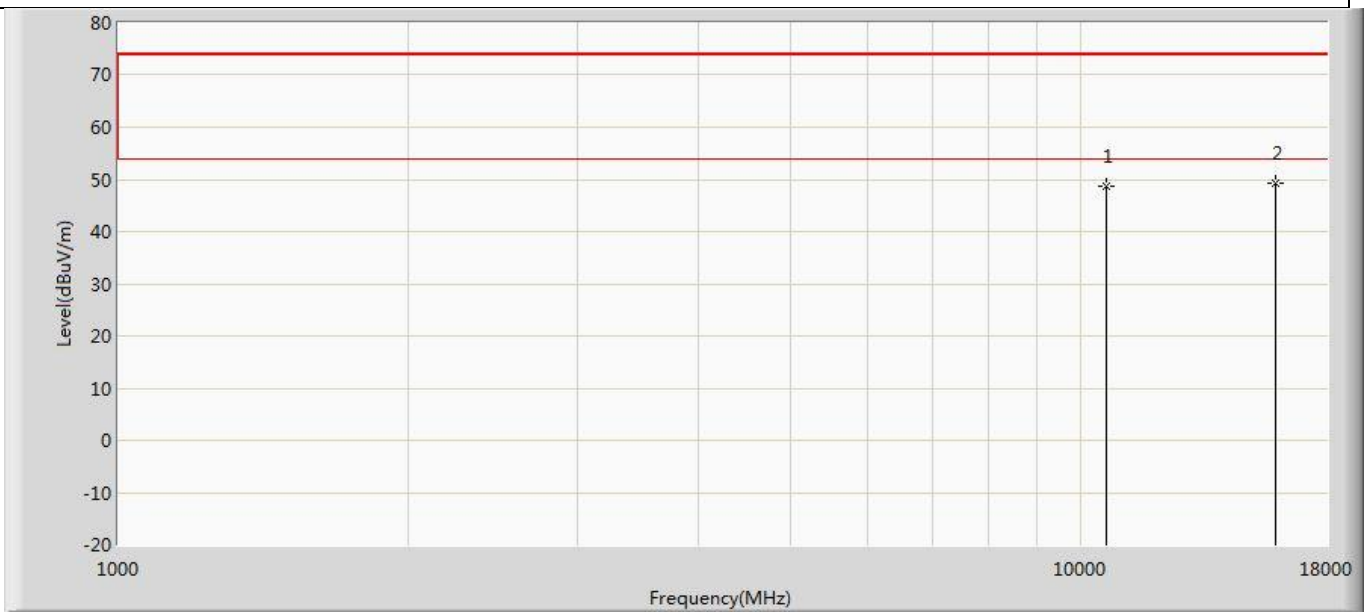

No	Mark	Frequency (MHz)	Measure Level (dBuV/m)	Reading Level (dBuV)	Over Limit (dB)	Limit (dBuV/m)	Factor (dB)	Type
1		10620.000	48.617	51.865	-25.383	74.000	-3.248	PK
2	*	15930.000	49.257	48.028	-24.743	74.000	1.229	PK

Profile: 2480675R	Page No.: 339
Engineer: Yu Liu	
Site: AC5	Time: 2024/09/26 - 19:50
Limit: FCC_Part15.209_RE(3m)	Margin: 0
Probe: Horn_3117_00167055_(1-18GHz)	Polarity: Vertical
EUT: WiFi 7 (802.11be) 2x2 Dual Band Dual Concurrent Wireless Module	Power: 3.3 Vdc
Note: Mode 5：Transmit at 5510MHz by 802.11ac(40MHz)	

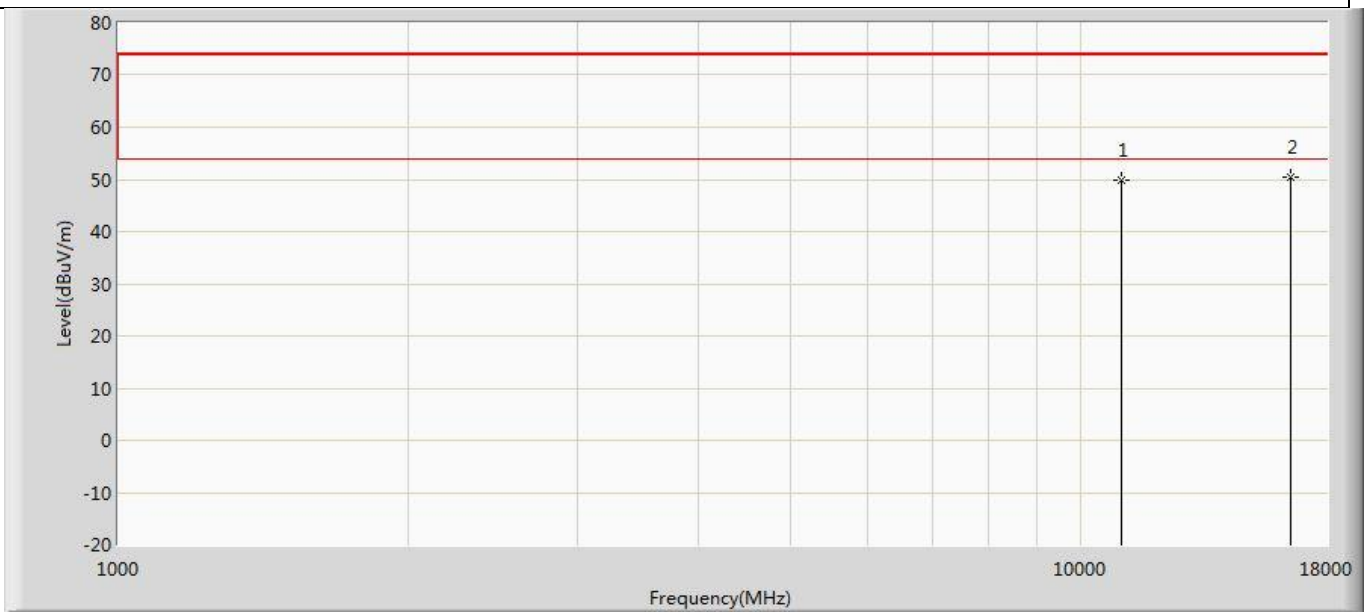

No	Mark	Frequency (MHz)	Measure Level (dBuV/m)	Reading Level (dBuV)	Over Limit (dB)	Limit (dBuV/m)	Factor (dB)	Type
1		11020.000	49.820	52.136	-24.180	74.000	-2.316	PK
2	*	16530.000	50.543	49.364	-23.457	74.000	1.179	PK

Profile: 2480675R	Page No.: 340
Engineer: Yu Liu	
Site: AC5	Time: 2024/09/26 - 19:50
Limit: FCC_Part15.209_RE(3m)	Margin: 0
Probe: Horn_3117_00167055_(1-18GHz)	Polarity: Horizontal
EUT: WiFi 7 (802.11be) 2x2 Dual Band Dual Concurrent Wireless Module	Power: 3.3 Vdc
Note: Mode 5：Transmit at 5510MHz by 802.11ac(40MHz)	

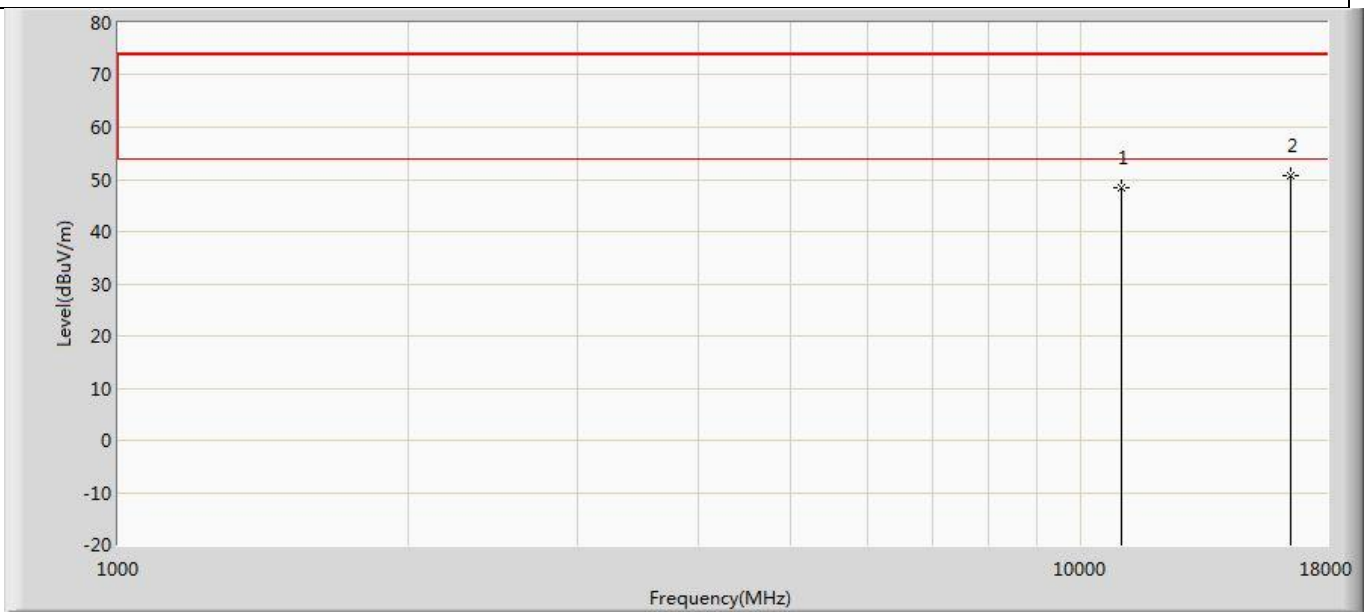

No	Mark	Frequency (MHz)	Measure Level (dBuV/m)	Reading Level (dBuV)	Over Limit (dB)	Limit (dBuV/m)	Factor (dB)	Type
1		11020.000	48.320	50.636	-25.680	74.000	-2.316	PK
2	*	16530.000	50.799	49.620	-23.201	74.000	1.179	PK

Profile: 2480675R	Page No.: 341
Engineer: Yu Liu	
Site: AC5	Time: 2024/09/26 - 19:50
Limit: FCC_Part15.209_RE(3m)	Margin: 0
Probe: Horn_3117_00167055_(1-18GHz)	Polarity: Vertical
EUT: WiFi 7 (802.11be) 2x2 Dual Band Dual Concurrent Wireless Module	Power: 3.3 Vdc
Note: Mode 5：Transmit at 5590MHz by 802.11ac(40MHz)	

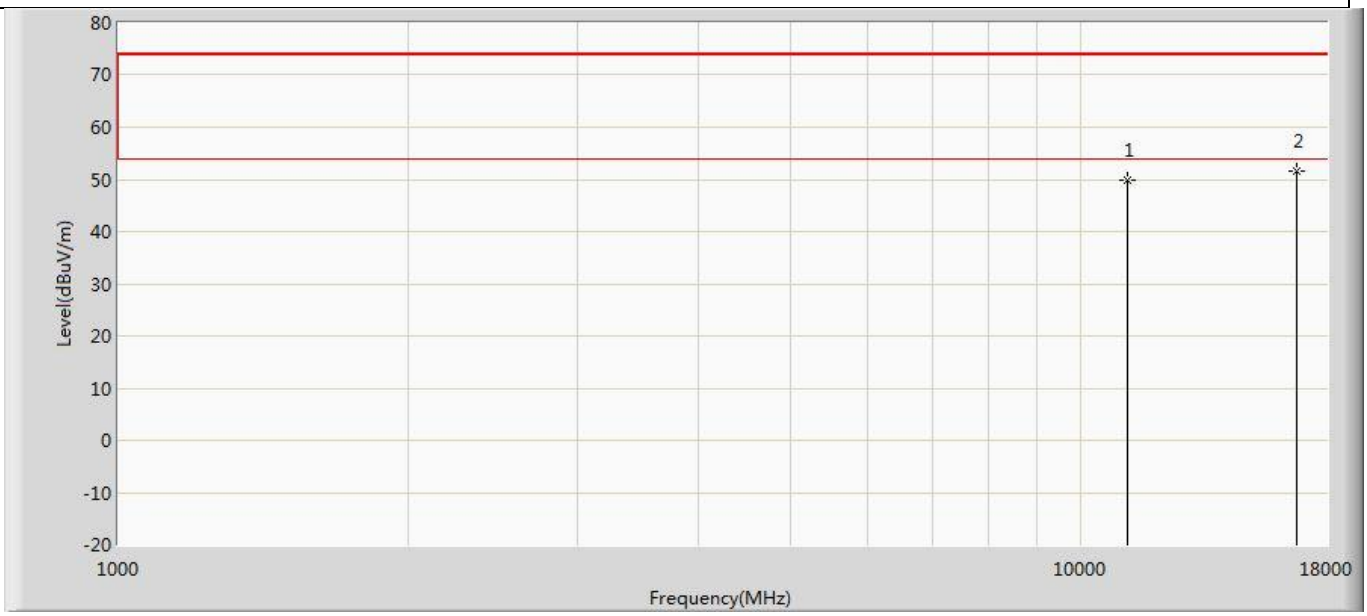

No	Mark	Frequency (MHz)	Measure Level (dBuV/m)	Reading Level (dBuV)	Over Limit (dB)	Limit (dBuV/m)	Factor (dB)	Type
1		11180.000	49.888	51.380	-24.112	74.000	-1.492	PK
2	*	16770.000	51.636	49.836	-22.364	74.000	1.801	PK

Profile: 2480675R	Page No.: 342
Engineer: Yu Liu	
Site: AC5	Time: 2024/09/26 - 19:50
Limit: FCC_Part15.209_RE(3m)	Margin: 0
Probe: Horn_3117_00167055_(1-18GHz)	Polarity: Horizontal
EUT: WiFi 7 (802.11be) 2x2 Dual Band Dual Concurrent Wireless Module	Power: 3.3 Vdc
Note: Mode 5：Transmit at 5590MHz by 802.11ac(40MHz)	

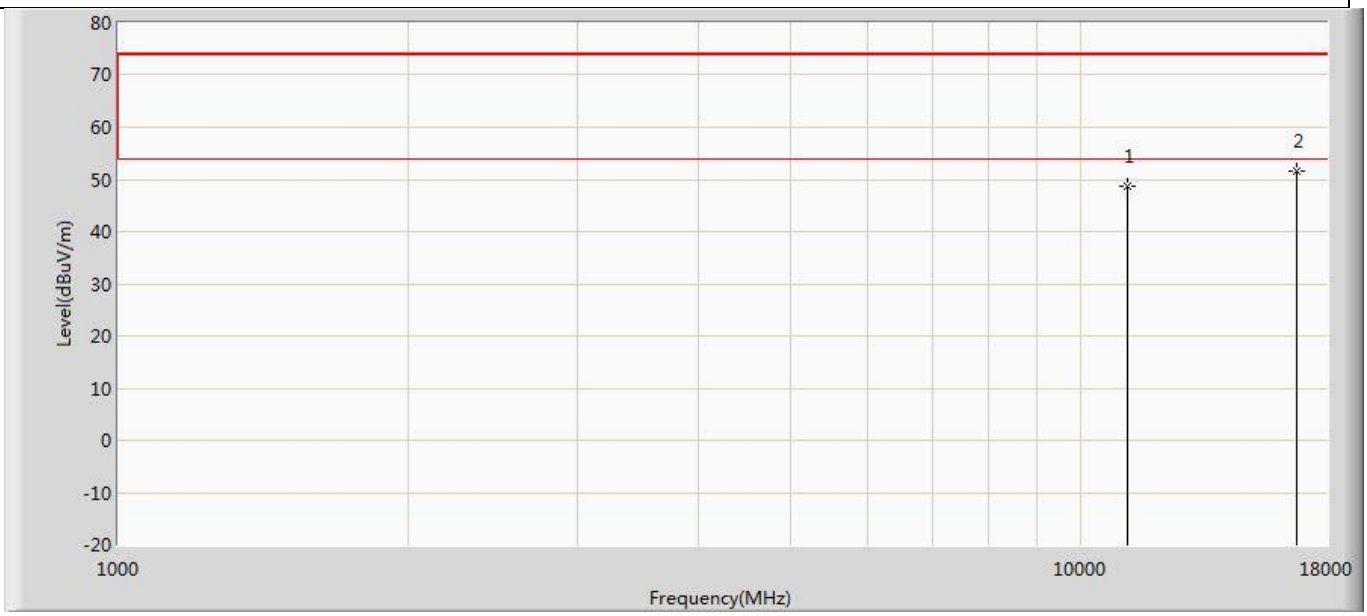

No	Mark	Frequency (MHz)	Measure Level (dBuV/m)	Reading Level (dBuV)	Over Limit (dB)	Limit (dBuV/m)	Factor (dB)	Type
1		11180.000	48.762	50.254	-25.238	74.000	-1.492	PK
2	*	16770.000	51.701	49.901	-22.299	74.000	1.801	PK

Profile: 2480675R	Page No.: 343
Engineer: Yu Liu	
Site: AC5	Time: 2024/09/26 - 19:50
Limit: FCC_Part15.209_RE(3m)	Margin: 0
Probe: Horn_3117_00167055_(1-18GHz)	Polarity: Vertical
EUT: WiFi 7 (802.11be) 2x2 Dual Band Dual Concurrent Wireless Module	Power: 3.3 Vdc
Note: Mode 5：Transmit at 5670MHz by 802.11ac(40MHz)	

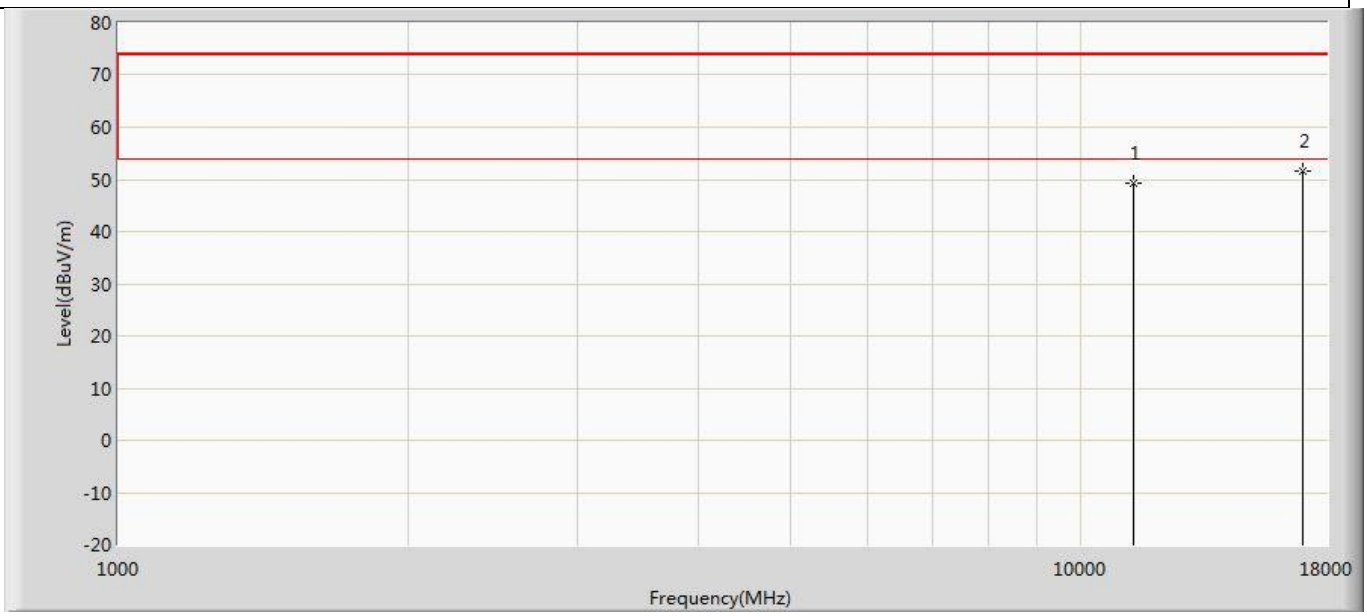

No	Mark	Frequency (MHz)	Measure Level (dBuV/m)	Reading Level (dBuV)	Over Limit (dB)	Limit (dBuV/m)	Factor (dB)	Type
1		11340.000	49.333	50.940	-24.667	74.000	-1.606	PK
2	*	17010.000	51.696	49.889	-22.304	74.000	1.807	PK

Profile: 2480675R	Page No.: 344
Engineer: Yu Liu	
Site: AC5	Time: 2024/09/26 - 19:50
Limit: FCC_Part15.209_RE(3m)	Margin: 0
Probe: Horn_3117_00167055_(1-18GHz)	Polarity: Horizontal
EUT: WiFi 7 (802.11be) 2x2 Dual Band Dual Concurrent Wireless Module	Power: 3.3 Vdc
Note: Mode 5：Transmit at 5670MHz by 802.11ac(40MHz)	

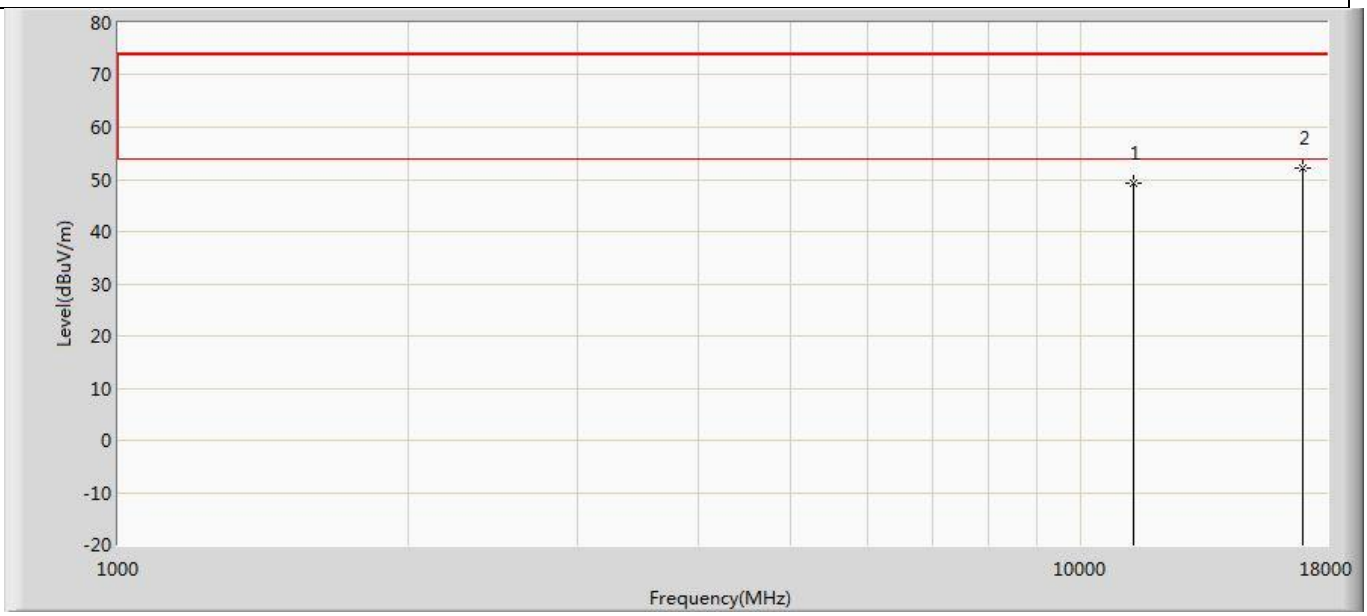

No	Mark	Frequency (MHz)	Measure Level (dBuV/m)	Reading Level (dBuV)	Over Limit (dB)	Limit (dBuV/m)	Factor (dB)	Type
1		11340.000	49.324	50.931	-24.676	74.000	-1.606	PK
2	*	17010.000	52.107	50.300	-21.893	74.000	1.807	PK

Profile: 2480675R	Page No.: 345
Engineer: Yu Liu	
Site: AC5	Time: 2024/09/26 - 19:50
Limit: FCC_Part15.209_RE(3m)	Margin: 0
Probe: Horn_3117_00167055_(1-18GHz)	Polarity: Vertical
EUT: WiFi 7 (802.11be) 2x2 Dual Band Dual Concurrent Wireless Module	Power: 3.3 Vdc
Note: Mode 5：Transmit at 5755MHz by 802.11ac(40MHz)	

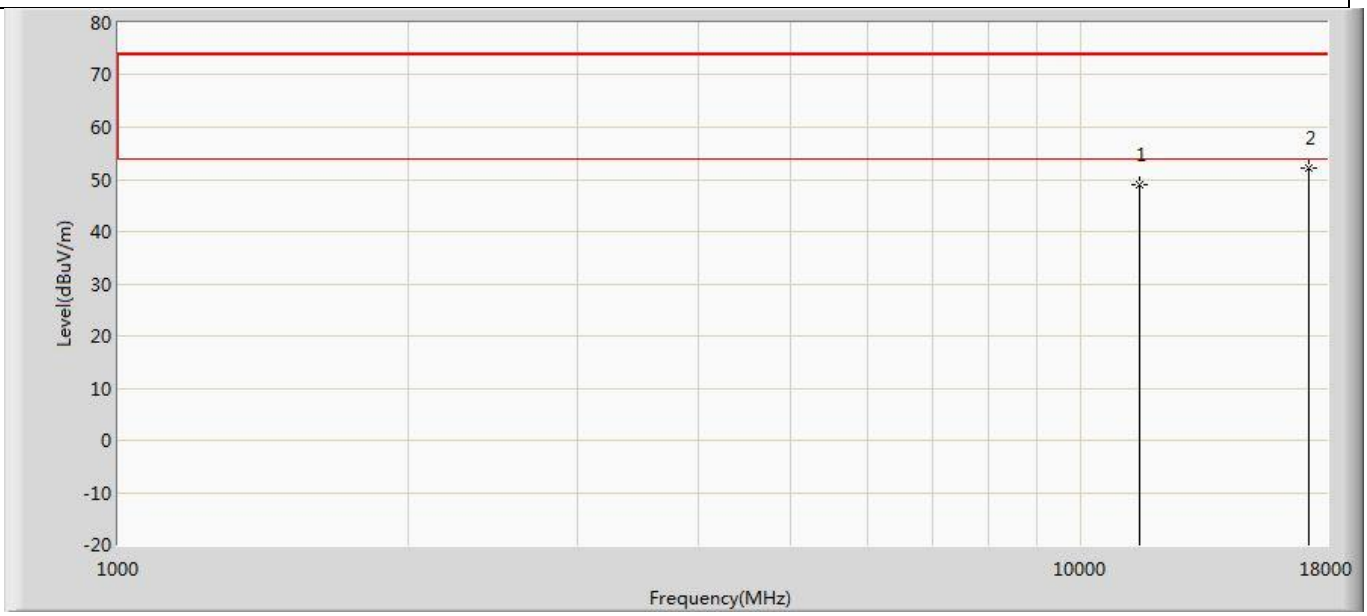

No	Mark	Frequency (MHz)	Measure Level (dBuV/m)	Reading Level (dBuV)	Over Limit (dB)	Limit (dBuV/m)	Factor (dB)	Type
1		11510.000	48.862	50.374	-25.138	74.000	-1.512	PK
2	*	17265.000	52.034	49.917	-21.966	74.000	2.117	PK

Profile: 2480675R	Page No.: 346
Engineer: Yu Liu	
Site: AC5	Time: 2024/09/26 - 19:50
Limit: FCC_Part15.209_RE(3m)	Margin: 0
Probe: Horn_3117_00167055_(1-18GHz)	Polarity: Horizontal
EUT: WiFi 7 (802.11be) 2x2 Dual Band Dual Concurrent Wireless Module	Power: 3.3 Vdc
Note: Mode 5：Transmit at 5755MHz by 802.11ac(40MHz)	

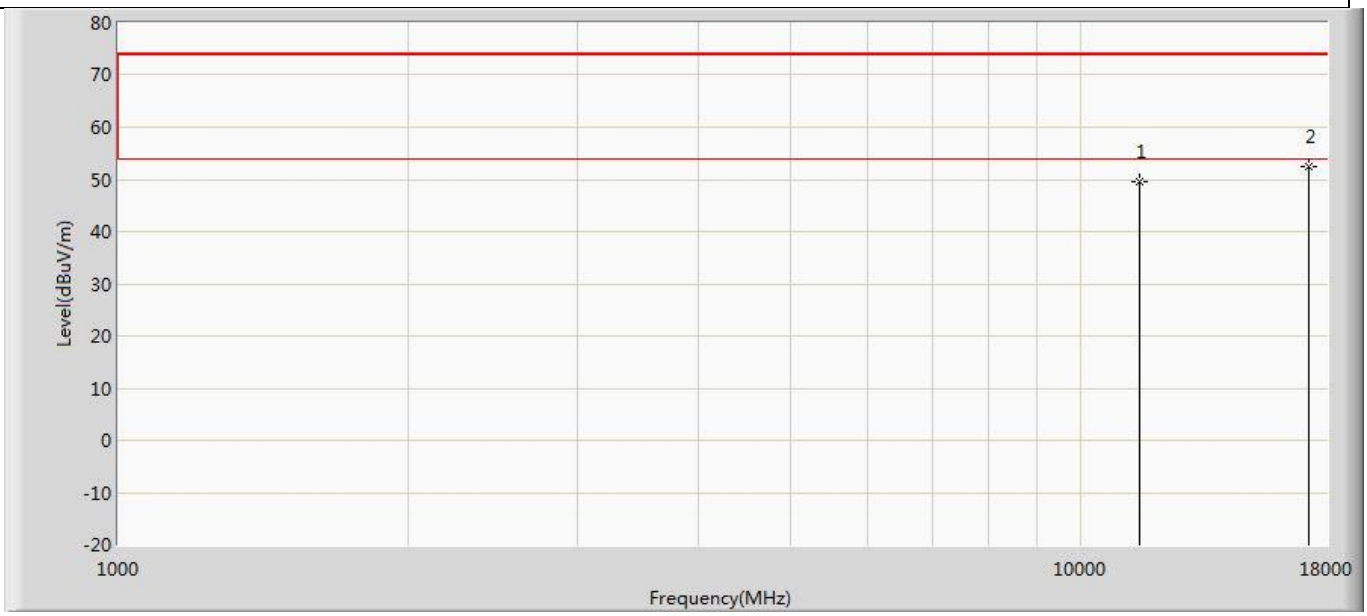

No	Mark	Frequency (MHz)	Measure Level (dBuV/m)	Reading Level (dBuV)	Over Limit (dB)	Limit (dBuV/m)	Factor (dB)	Type
1		11510.000	49.676	51.188	-24.324	74.000	-1.512	PK
2	*	17265.000	52.330	50.213	-21.670	74.000	2.117	PK

Profile: 2480675R	Page No.: 347
Engineer: Yu Liu	
Site: AC5	Time: 2024/09/26 - 19:50
Limit: FCC_Part15.209_RE(3m)	Margin: 0
Probe: Horn_3117_00167055_(1-18GHz)	Polarity: Vertical
EUT: WiFi 7 (802.11be) 2x2 Dual Band Dual Concurrent Wireless Module	Power: 3.3 Vdc
Note: Mode 5：Transmit at 5795MHz by 802.11ac(40MHz)	

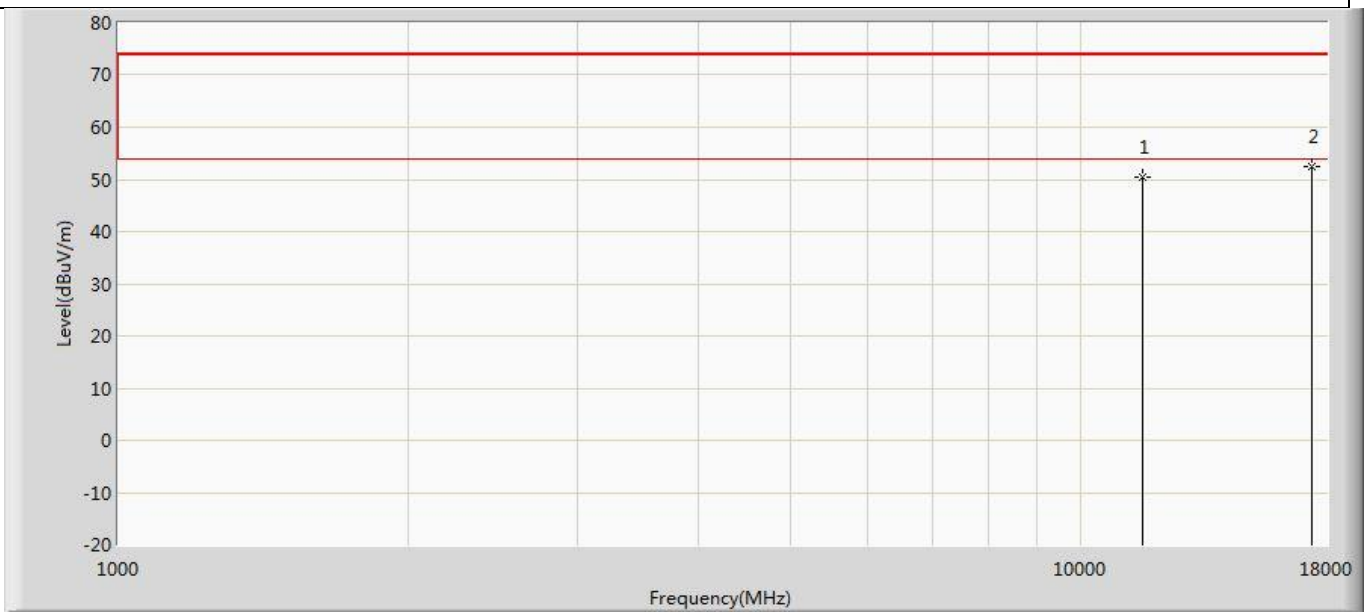

No	Mark	Frequency (MHz)	Measure Level (dBuV/m)	Reading Level (dBuV)	Over Limit (dB)	Limit (dBuV/m)	Factor (dB)	Type
1		11590.000	50.336	52.073	-23.664	74.000	-1.737	PK
2	*	17385.000	52.527	50.276	-21.473	74.000	2.251	PK

Profile: 2480675R	Page No.: 348
Engineer: Yu Liu	
Site: AC5	Time: 2024/09/26 - 19:50
Limit: FCC_Part15.209_RE(3m)	Margin: 0
Probe: Horn_3117_00167055_(1-18GHz)	Polarity: Horizontal
EUT: WiFi 7 (802.11be) 2x2 Dual Band Dual Concurrent Wireless Module	Power: 3.3 Vdc
Note: Mode 5：Transmit at 5795MHz by 802.11ac(40MHz)	

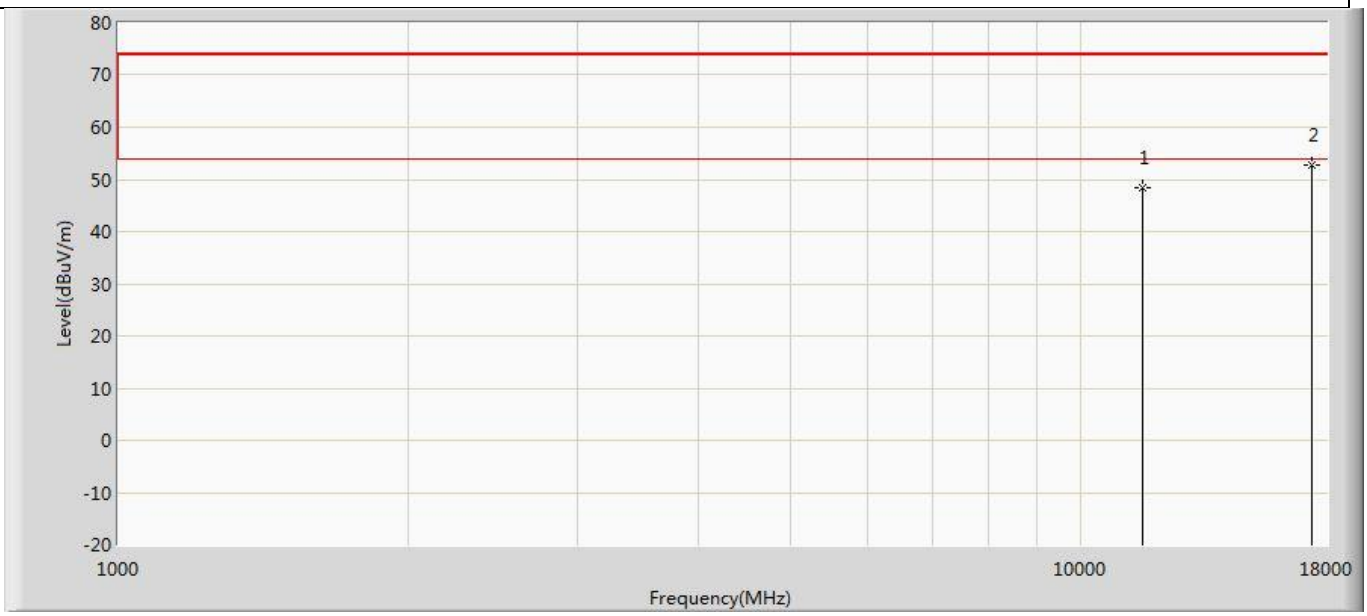

No	Mark	Frequency (MHz)	Measure Level (dBuV/m)	Reading Level (dBuV)	Over Limit (dB)	Limit (dBuV/m)	Factor (dB)	Type
1		11590.000	48.411	50.148	-25.589	74.000	-1.737	PK
2	*	17385.000	52.611	50.360	-21.389	74.000	2.251	PK

Profile: 2480675R	Page No.: 349
Engineer: Yu Liu	
Site: AC5	Time: 2024/09/26 - 19:51
Limit: FCC_Part15.209_RE(3m)	Margin: 0
Probe: Horn_3117_00167055_(1-18GHz)	Polarity: Vertical
EUT: WiFi 7 (802.11be) 2x2 Dual Band Dual Concurrent Wireless Module	Power: 3.3 Vdc
Note: Mode 6：Transmit at 5210MHz by 802.11ac(80MHz)	

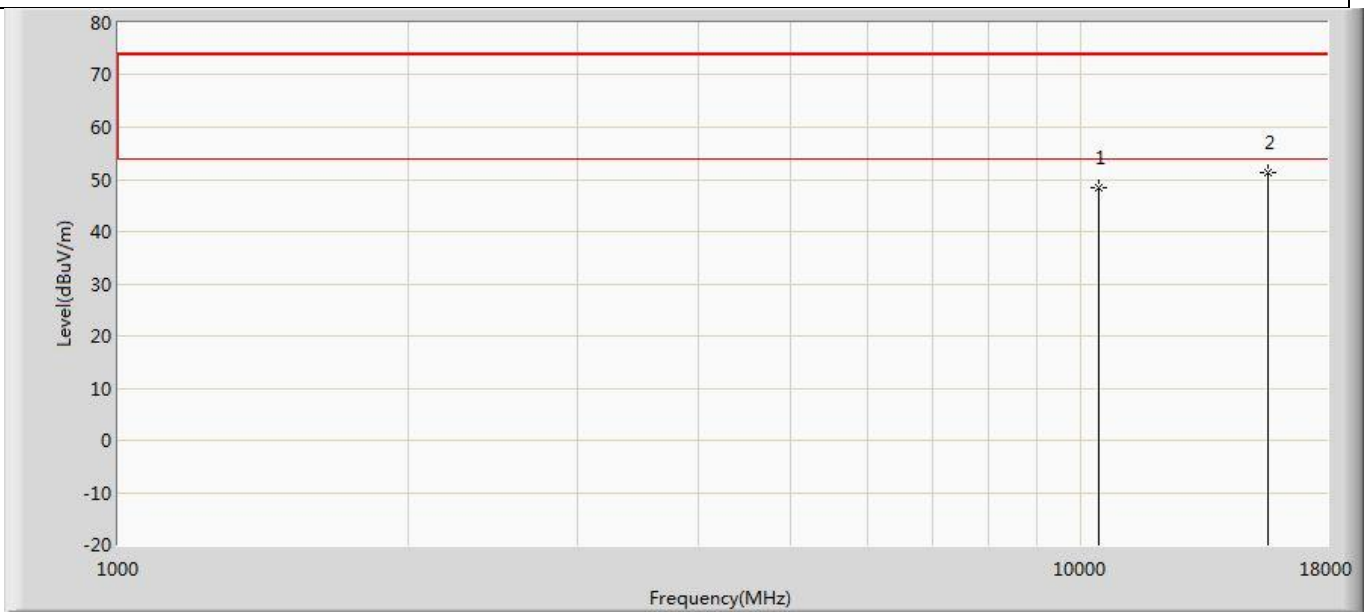

No	Mark	Frequency (MHz)	Measure Level (dBuV/m)	Reading Level (dBuV)	Over Limit (dB)	Limit (dBuV/m)	Factor (dB)	Type
1		10420.000	48.275	51.370	-25.725	74.000	-3.096	PK
2	*	15630.000	51.201	49.593	-22.799	74.000	1.608	PK

Profile: 2480675R	Page No.: 350
Engineer: Yu Liu	
Site: AC5	Time: 2024/09/26 - 19:51
Limit: FCC_Part15.209_RE(3m)	Margin: 0
Probe: Horn_3117_00167055_(1-18GHz)	Polarity: Horizontal
EUT: WiFi 7 (802.11be) 2x2 Dual Band Dual Concurrent Wireless Module	Power: 3.3 Vdc
Note: Mode 6：Transmit at 5210MHz by 802.11ac(80MHz)	

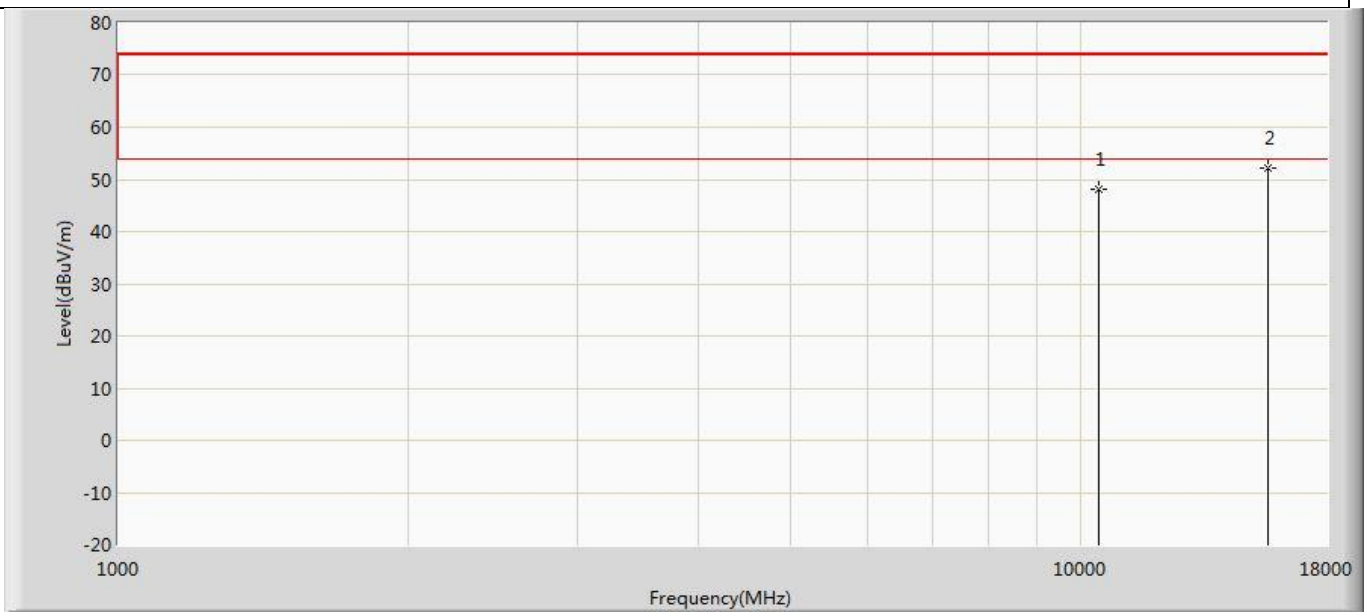

No	Mark	Frequency (MHz)	Measure Level (dBuV/m)	Reading Level (dBuV)	Over Limit (dB)	Limit (dBuV/m)	Factor (dB)	Type
1		10420.000	48.218	51.313	-25.782	74.000	-3.096	PK
2	*	15630.000	52.119	50.511	-21.881	74.000	1.608	PK

Profile: 2480675R	Page No.: 351
Engineer: Yu Liu	
Site: AC5	Time: 2024/09/26 - 19:51
Limit: FCC_Part15.209_RE(3m)	Margin: 0
Probe: Horn_3117_00167055_(1-18GHz)	Polarity: Vertical
EUT: WiFi 7 (802.11be) 2x2 Dual Band Dual Concurrent Wireless Module	Power: 3.3 Vdc
Note: Mode 6：Transmit at 5290MHz by 802.11ac(80MHz)	

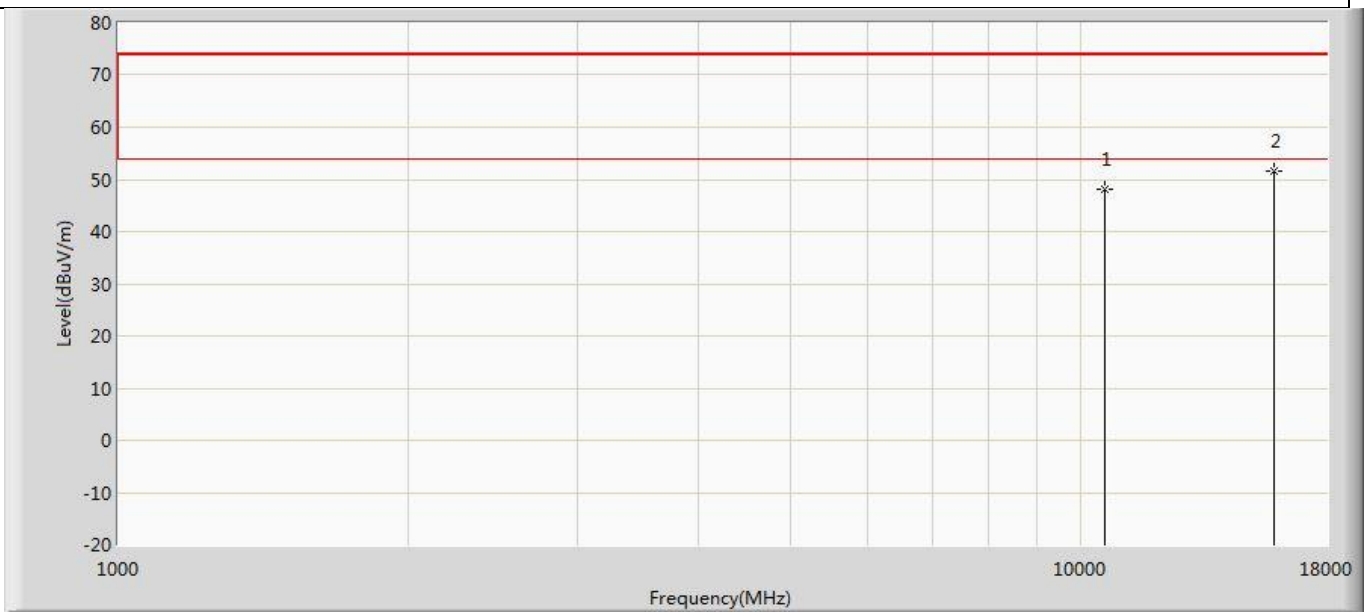

No	Mark	Frequency (MHz)	Measure Level (dBuV/m)	Reading Level (dBuV)	Over Limit (dB)	Limit (dBuV/m)	Factor (dB)	Type
1		10580.000	48.241	51.302	-25.759	74.000	-3.061	PK
2	*	15870.000	51.703	49.741	-22.297	74.000	1.962	PK

Profile: 2480675R	Page No.: 352
Engineer: Yu Liu	
Site: AC5	Time: 2024/09/26 - 19:51
Limit: FCC_Part15.209_RE(3m)	Margin: 0
Probe: Horn_3117_00167055_(1-18GHz)	Polarity: Horizontal
EUT: WiFi 7 (802.11be) 2x2 Dual Band Dual Concurrent Wireless Module	Power: 3.3 Vdc
Note: Mode 6：Transmit at 5290MHz by 802.11ac(80MHz)	

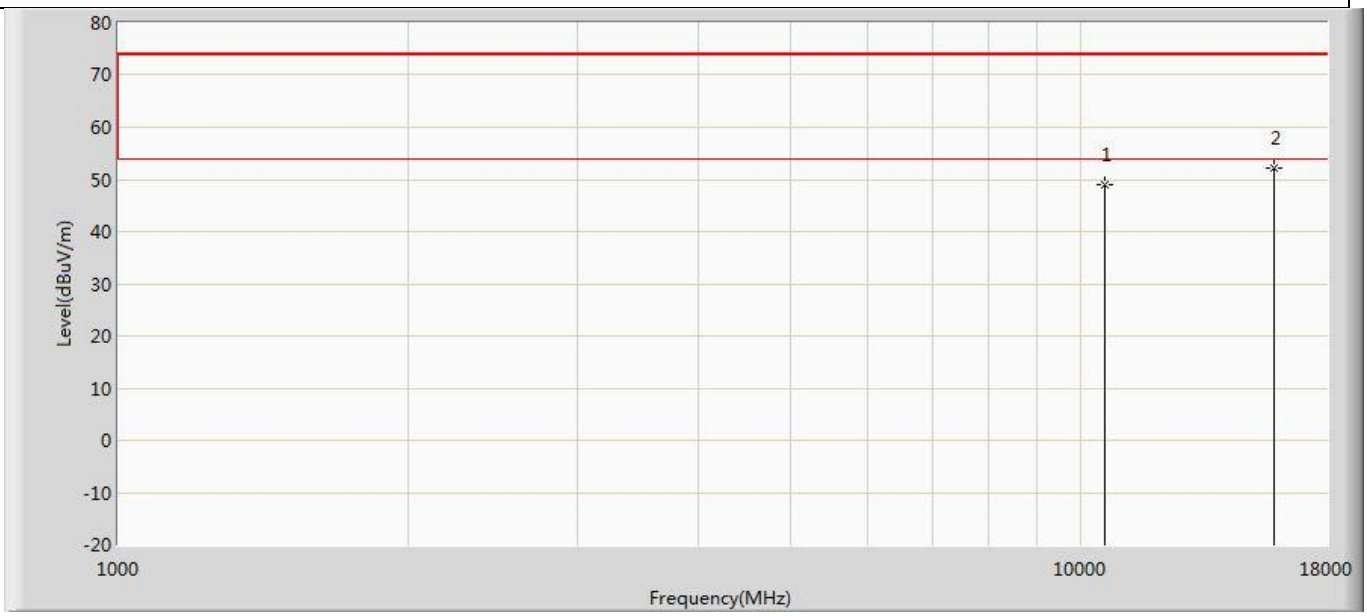

No	Mark	Frequency (MHz)	Measure Level (dBuV/m)	Reading Level (dBuV)	Over Limit (dB)	Limit (dBuV/m)	Factor (dB)	Type
1		10580.000	48.940	52.001	-25.060	74.000	-3.061	PK
2	*	15870.000	52.115	50.153	-21.885	74.000	1.962	PK

Profile: 2480675R	Page No.: 353
Engineer: Yu Liu	
Site: AC5	Time: 2024/09/26 - 19:51
Limit: FCC_Part15.209_RE(3m)	Margin: 0
Probe: Horn_3117_00167055_(1-18GHz)	Polarity: Vertical
EUT: WiFi 7 (802.11be) 2x2 Dual Band Dual Concurrent Wireless Module	Power: 3.3 Vdc
Note: Mode 6：Transmit at 5530MHz by 802.11ac(80MHz)	

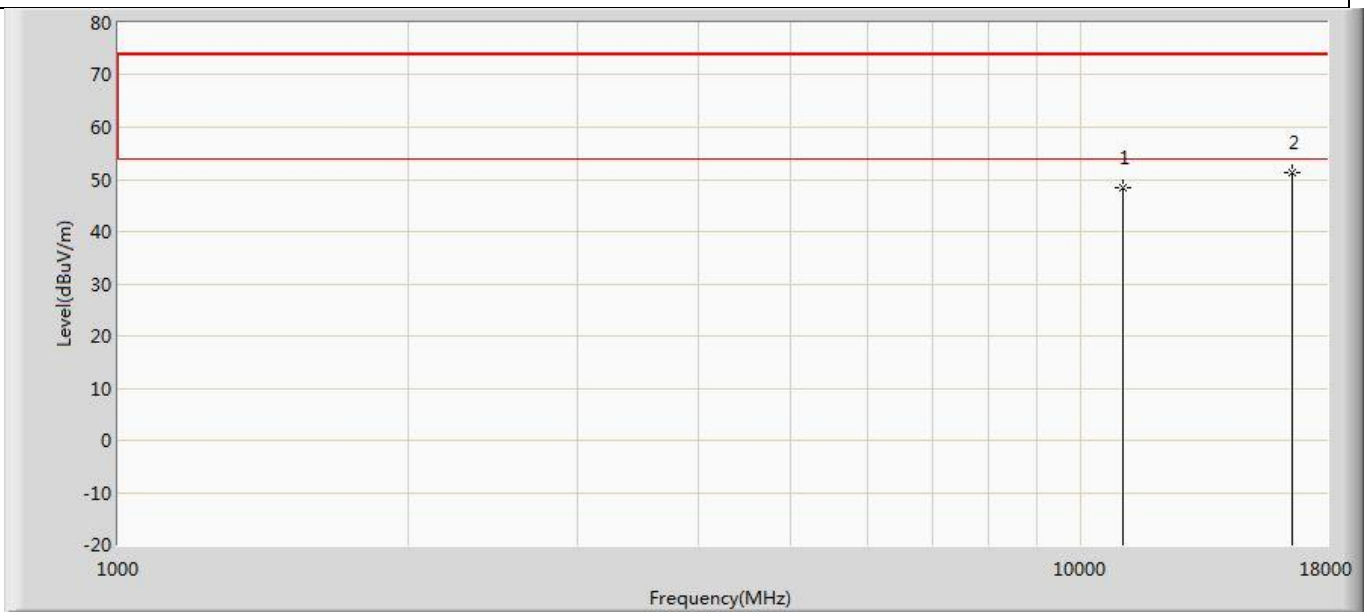

No	Mark	Frequency (MHz)	Measure Level (dBuV/m)	Reading Level (dBuV)	Over Limit (dB)	Limit (dBuV/m)	Factor (dB)	Type
1		11060.000	48.321	50.324	-25.679	74.000	-2.004	PK
2	*	16590.000	51.180	49.299	-22.820	74.000	1.882	PK

Profile: 2480675R	Page No.: 354
Engineer: Yu Liu	
Site: AC5	Time: 2024/09/26 - 19:51
Limit: FCC_Part15.209_RE(3m)	Margin: 0
Probe: Horn_3117_00167055_(1-18GHz)	Polarity: Horizontal
EUT: WiFi 7 (802.11be) 2x2 Dual Band Dual Concurrent Wireless Module	Power: 3.3 Vdc
Note: Mode 6：Transmit at 5530MHz by 802.11ac(80MHz)	

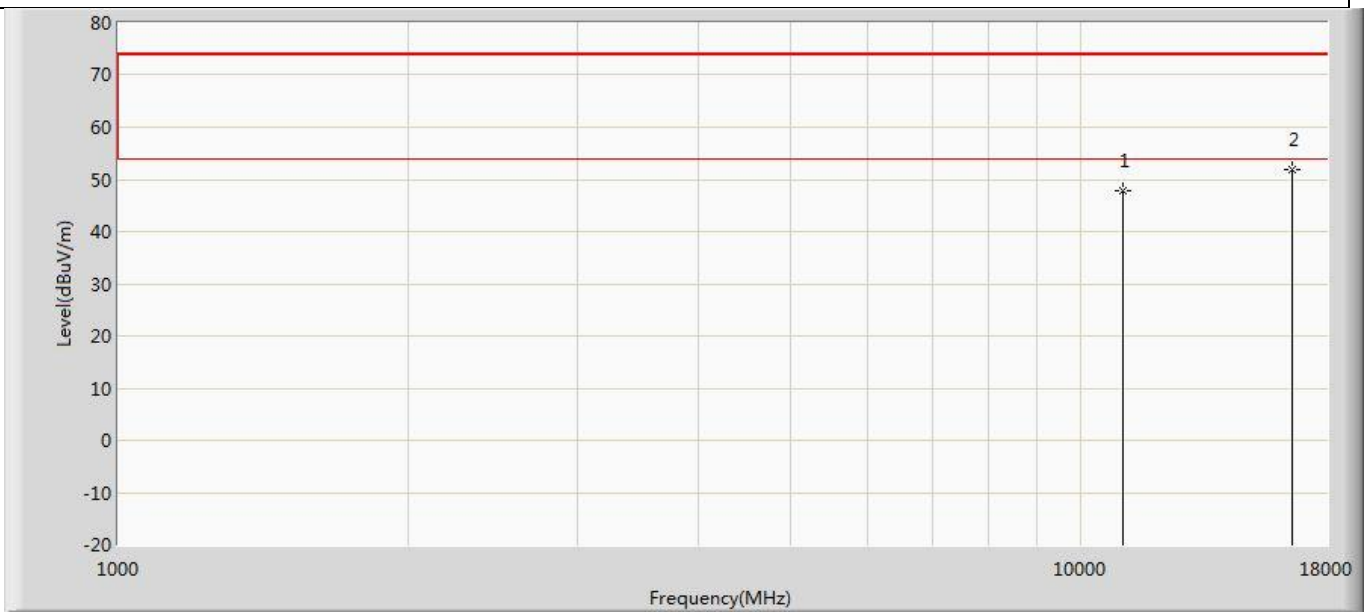

No	Mark	Frequency (MHz)	Measure Level (dBuV/m)	Reading Level (dBuV)	Over Limit (dB)	Limit (dBuV/m)	Factor (dB)	Type
1		11060.000	47.950	49.953	-26.050	74.000	-2.004	PK
2	*	16590.000	51.844	49.963	-22.156	74.000	1.882	PK

Profile: 2480675R	Page No.: 355
Engineer: Yu Liu	
Site: AC5	Time: 2024/09/26 - 19:51
Limit: FCC_Part15.209_RE(3m)	Margin: 0
Probe: Horn_3117_00167055_(1-18GHz)	Polarity: Vertical
EUT: WiFi 7 (802.11be) 2x2 Dual Band Dual Concurrent Wireless Module	Power: 3.3 Vdc
Note: Mode 6：Transmit at 5610MHz by 802.11ac(80MHz)	

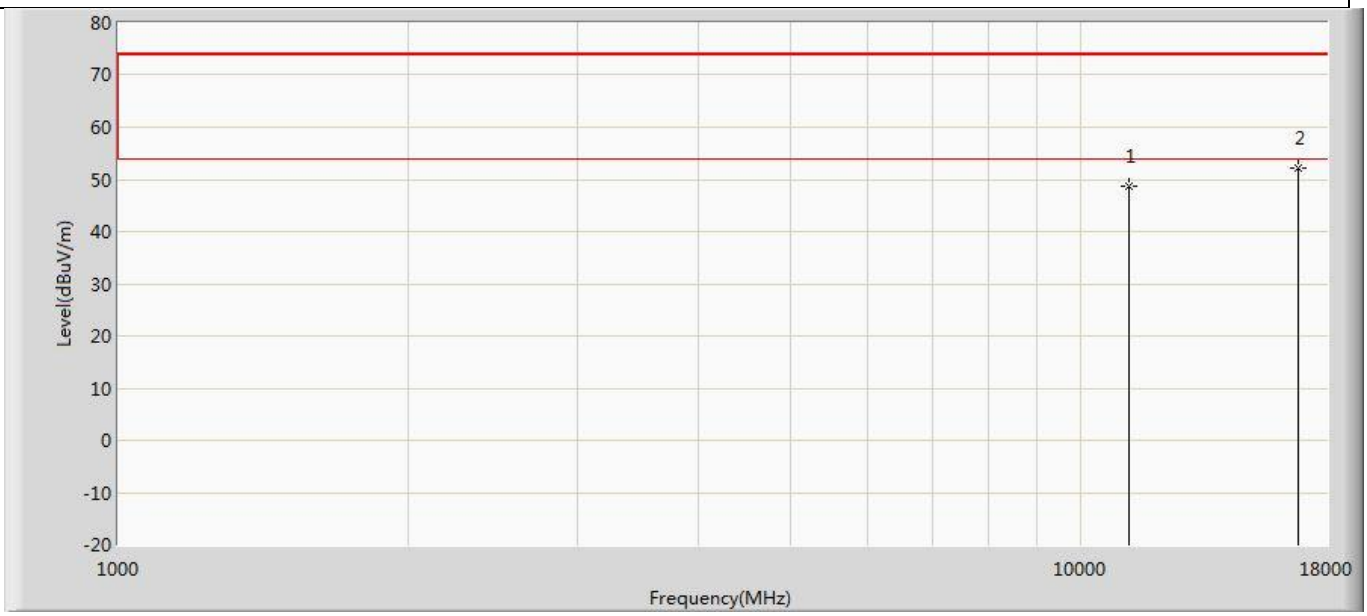

No	Mark	Frequency (MHz)	Measure Level (dBuV/m)	Reading Level (dBuV)	Over Limit (dB)	Limit (dBuV/m)	Factor (dB)	Type
1		11220.000	48.814	50.928	-25.186	74.000	-2.114	PK
2	*	16830.000	52.170	50.143	-21.830	74.000	2.028	PK

Profile: 2480675R	Page No.: 356
Engineer: Yu Liu	
Site: AC5	Time: 2024/09/26 - 19:51
Limit: FCC_Part15.209_RE(3m)	Margin: 0
Probe: Horn_3117_00167055_(1-18GHz)	Polarity: Horizontal
EUT: WiFi 7 (802.11be) 2x2 Dual Band Dual Concurrent Wireless Module	Power: 3.3 Vdc
Note: Mode 6：Transmit at 5610MHz by 802.11ac(80MHz)	

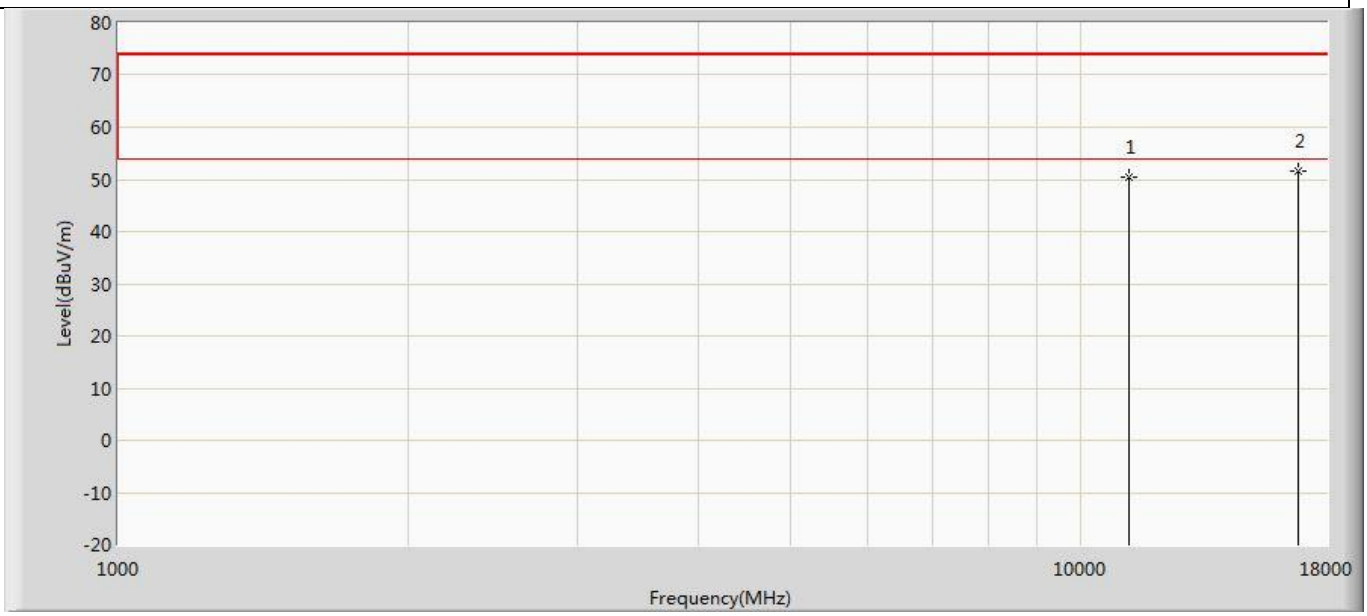

No	Mark	Frequency (MHz)	Measure Level (dBuV/m)	Reading Level (dBuV)	Over Limit (dB)	Limit (dBuV/m)	Factor (dB)	Type
1		11220.000	50.512	52.626	-23.488	74.000	-2.114	PK
2	*	16830.000	51.647	49.620	-22.353	74.000	2.028	PK

Profile: 2480675R	Page No.: 357
Engineer: Yu Liu	
Site: AC5	Time: 2024/09/26 - 19:51
Limit: FCC_Part15.209_RE(3m)	Margin: 0
Probe: Horn_3117_00167055_(1-18GHz)	Polarity: Vertical
EUT: WiFi 7 (802.11be) 2x2 Dual Band Dual Concurrent Wireless Module	Power: 3.3 Vdc
Note: Mode 6：Transmit at 5775MHz by 802.11ac(80MHz)	

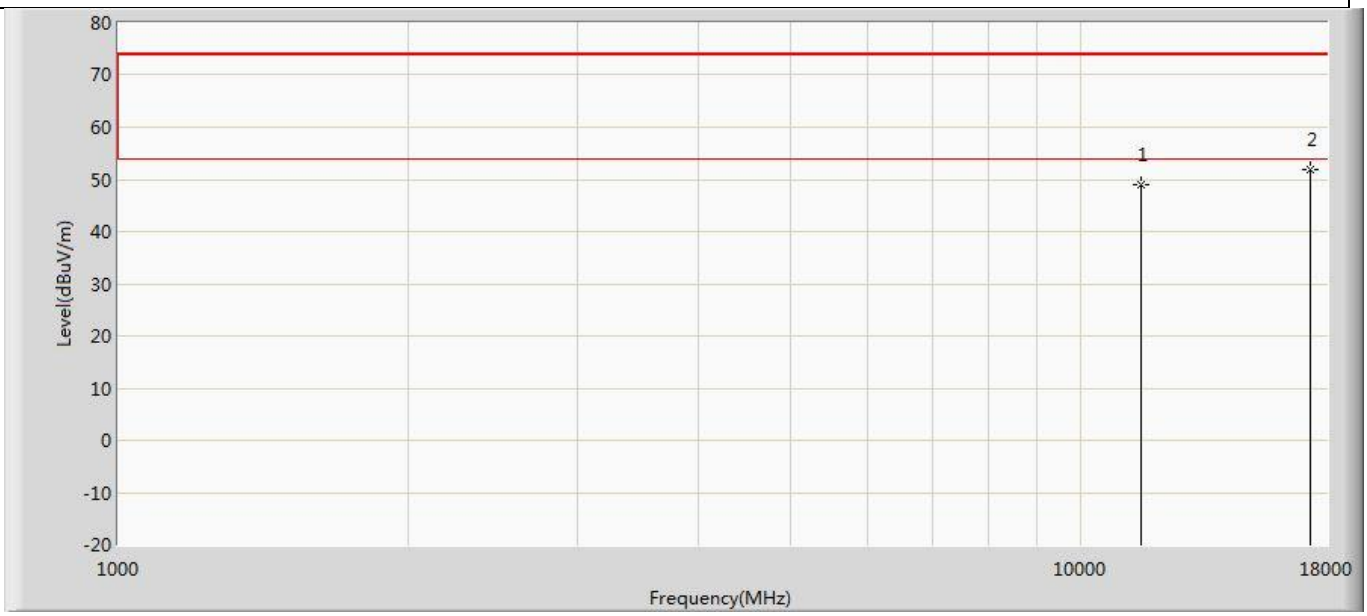

No	Mark	Frequency (MHz)	Measure Level (dBuV/m)	Reading Level (dBuV)	Over Limit (dB)	Limit (dBuV/m)	Factor (dB)	Type
1		11550.000	49.054	50.068	-24.946	74.000	-1.014	PK
2	*	17325.000	51.888	49.861	-22.112	74.000	2.027	PK

Profile: 2480675R	Page No.: 358
Engineer: Yu Liu	
Site: AC5	Time: 2024/09/26 - 19:52
Limit: FCC_Part15.209_RE(3m)	Margin: 0
Probe: Horn_3117_00167055_(1-18GHz)	Polarity: Horizontal
EUT: WiFi 7 (802.11be) 2x2 Dual Band Dual Concurrent Wireless Module	Power: 3.3 Vdc
Note: Mode 6：Transmit at 5775MHz by 802.11ac(80MHz)	

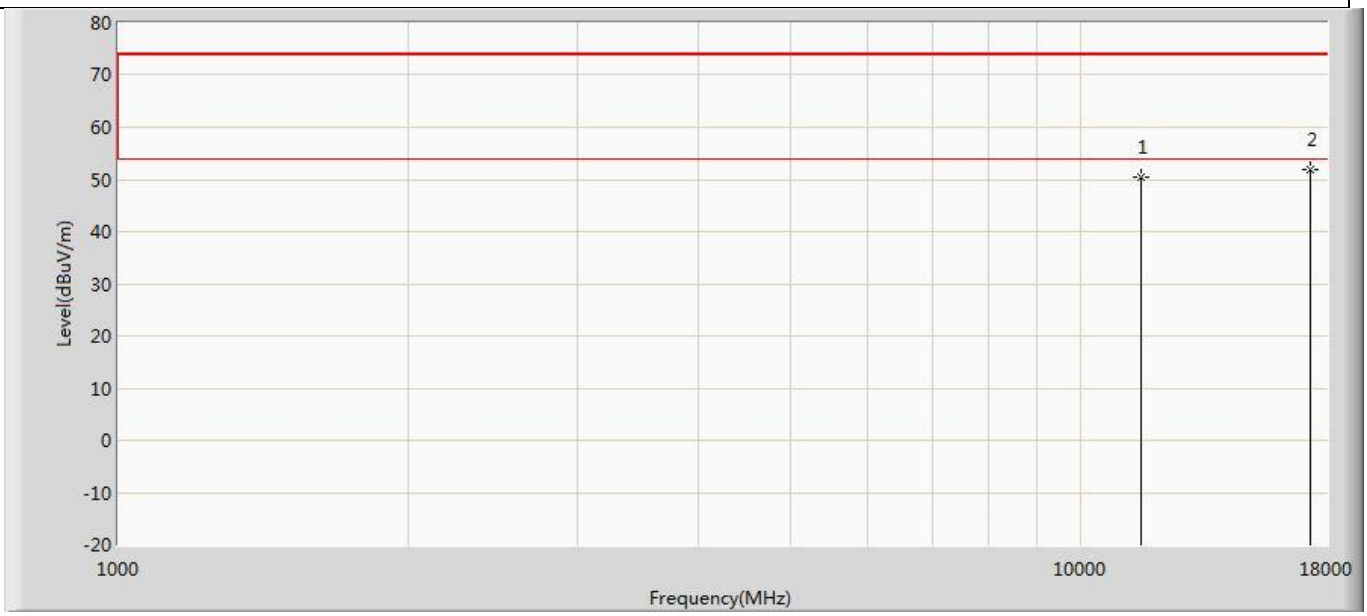

No	Mark	Frequency (MHz)	Measure Level (dBuV/m)	Reading Level (dBuV)	Over Limit (dB)	Limit (dBuV/m)	Factor (dB)	Type
1		11550.000	50.479	51.493	-23.521	74.000	-1.014	PK
2	*	17325.000	51.759	49.732	-22.241	74.000	2.027	PK

Profile: 2480675R	Page No.: 359
Engineer: Yu Liu	
Site: AC5	Time: 2024/09/26 - 19:52
Limit: FCC_Part15.209_RE(3m)	Margin: 0
Probe: Horn_3117_00167055_(1-18GHz)	Polarity: Vertical
EUT: WiFi 7 (802.11be) 2x2 Dual Band Dual Concurrent Wireless Module	Power: 3.3 Vdc
Note: Mode 7：Transmit at 5250MHz by 802.11ac(160MHz)	

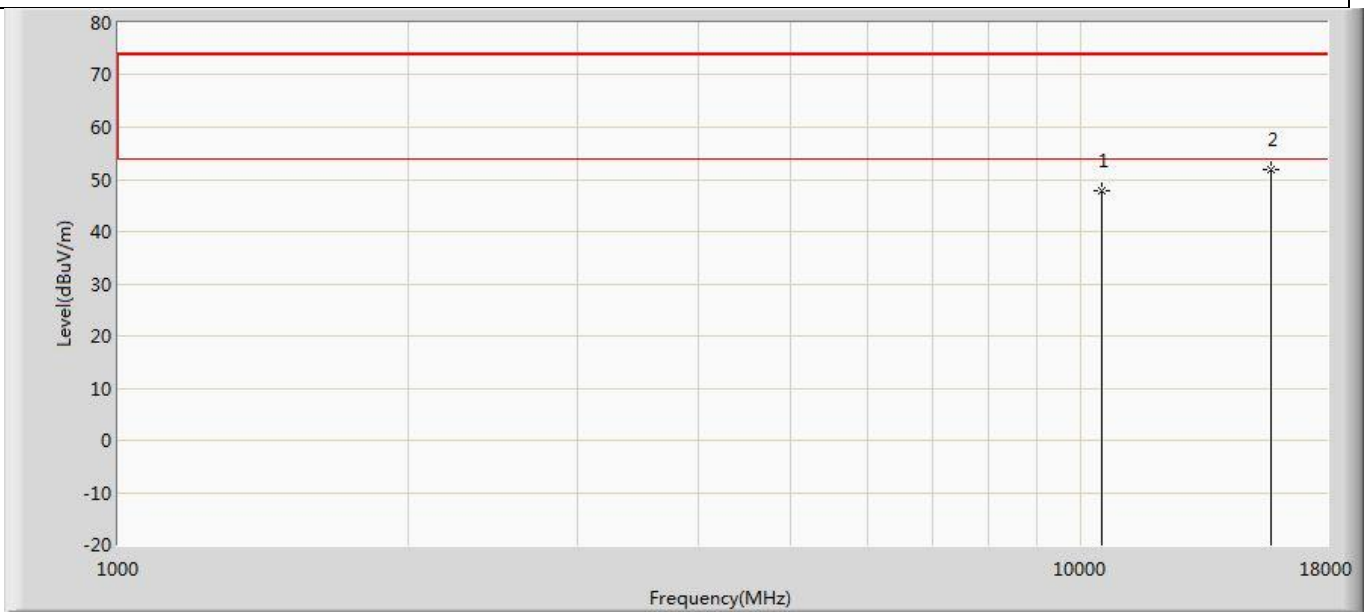

No	Mark	Frequency (MHz)	Measure Level (dBuV/m)	Reading Level (dBuV)	Over Limit (dB)	Limit (dBuV/m)	Factor (dB)	Type
1		10500.000	47.794	50.910	-26.206	74.000	-3.116	PK
2	*	15750.000	51.742	49.945	-22.258	74.000	1.798	PK

Profile: 2480675R	Page No.: 360
Engineer: Yu Liu	
Site: AC5	Time: 2024/09/26 - 19:52
Limit: FCC_Part15.209_RE(3m)	Margin: 0
Probe: Horn_3117_00167055_(1-18GHz)	Polarity: Horizontal
EUT: WiFi 7 (802.11be) 2x2 Dual Band Dual Concurrent Wireless Module	Power: 3.3 Vdc
Note: Mode 7：Transmit at 5250MHz by 802.11ac(160MHz)	

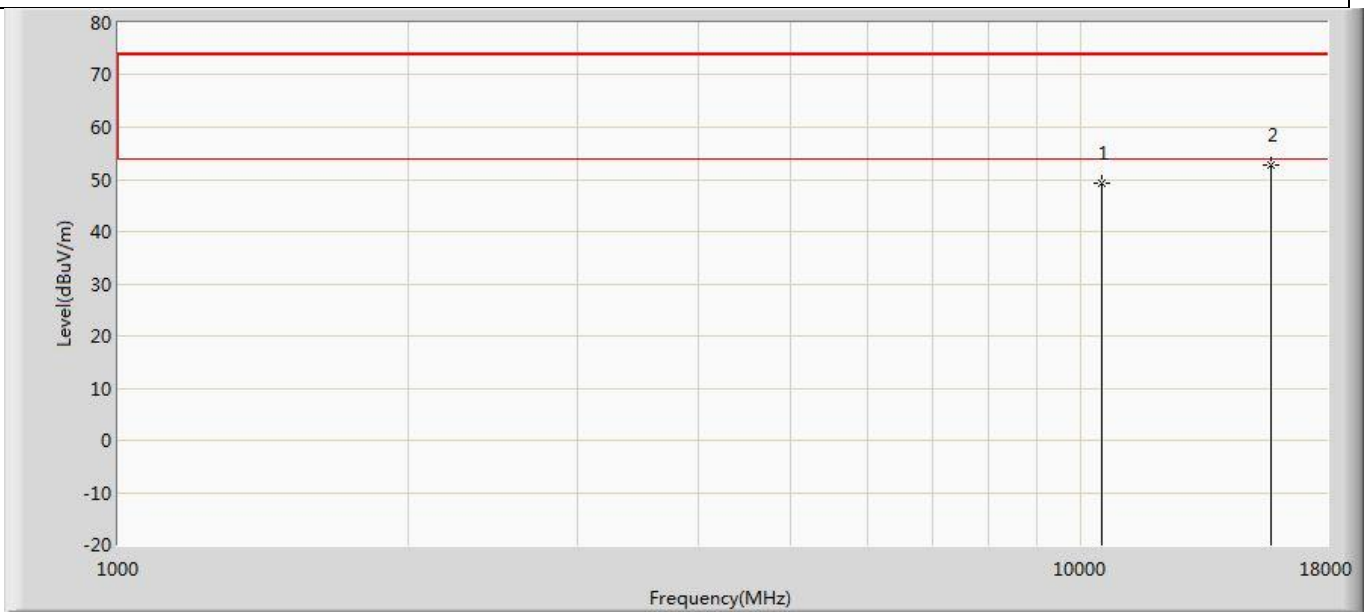

No	Mark	Frequency (MHz)	Measure Level (dBuV/m)	Reading Level (dBuV)	Over Limit (dB)	Limit (dBuV/m)	Factor (dB)	Type
1		10500.000	49.381	52.497	-24.619	74.000	-3.116	PK
2	*	15750.000	52.624	50.827	-21.376	74.000	1.798	PK

Profile: 2480675R	Page No.: 361
Engineer: Yu Liu	
Site: AC5	Time: 2024/09/26 - 19:52
Limit: FCC_Part15.209_RE(3m)	Margin: 0
Probe: Horn_3117_00167055_(1-18GHz)	Polarity: Vertical
EUT: WiFi 7 (802.11be) 2x2 Dual Band Dual Concurrent Wireless Module	Power: 3.3 Vdc
Note: Mode 7：Transmit at 5570MHz by 802.11ac(160MHz)	

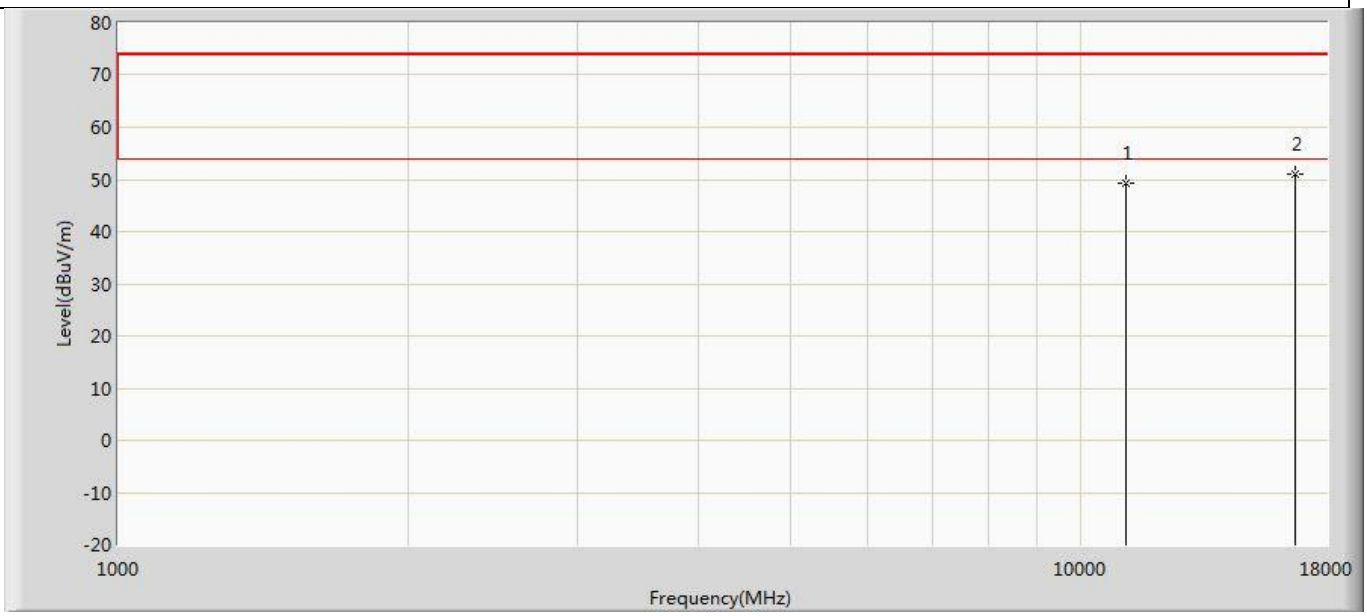

No	Mark	Frequency (MHz)	Measure Level (dBuV/m)	Reading Level (dBuV)	Over Limit (dB)	Limit (dBuV/m)	Factor (dB)	Type
1		11140.000	49.340	51.564	-24.660	74.000	-2.223	PK
2	*	16710.000	51.024	49.505	-22.976	74.000	1.520	PK

Profile: 2480675R	Page No.: 362
Engineer: Yu Liu	
Site: AC5	Time: 2024/09/26 - 19:52
Limit: FCC_Part15.209_RE(3m)	Margin: 0
Probe: Horn_3117_00167055_(1-18GHz)	Polarity: Horizontal
EUT: WiFi 7 (802.11be) 2x2 Dual Band Dual Concurrent Wireless Module	Power: 3.3 Vdc
Note: Mode 7：Transmit at 5570MHz by 802.11ac(160MHz)	

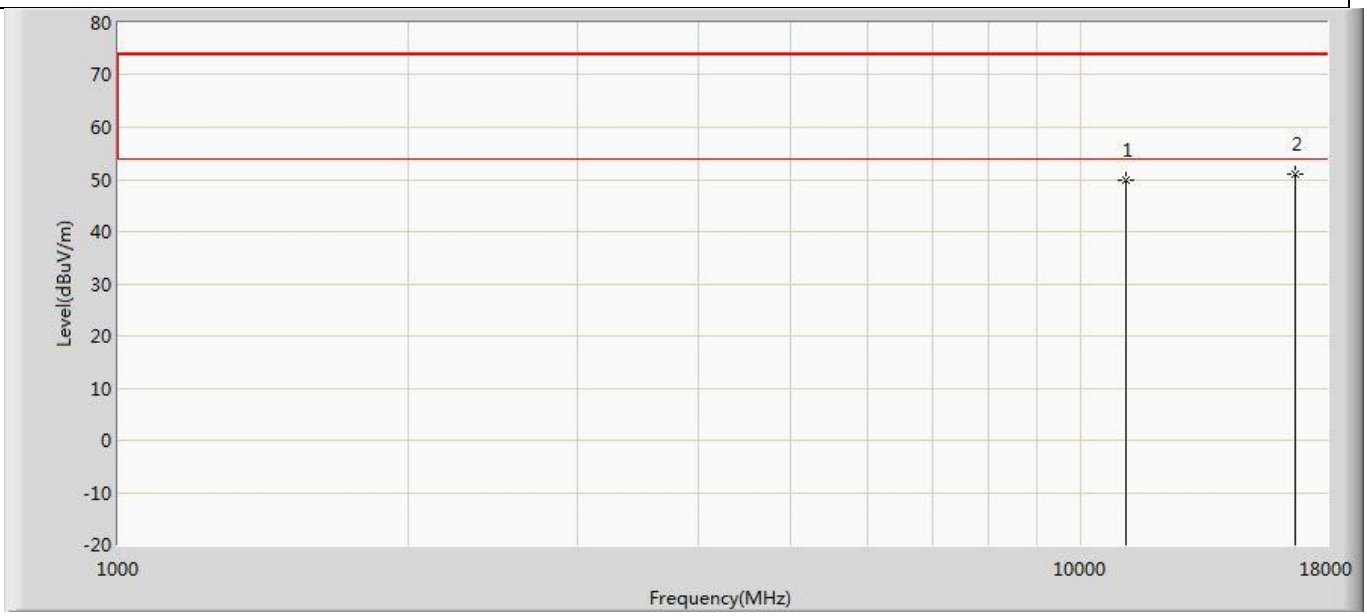

No	Mark	Frequency (MHz)	Measure Level (dBuV/m)	Reading Level (dBuV)	Over Limit (dB)	Limit (dBuV/m)	Factor (dB)	Type
1		11140.000	49.880	52.104	-24.120	74.000	-2.223	PK
2	*	16710.000	51.141	49.622	-22.859	74.000	1.520	PK

Profile: 2480675R	Page No.: 363
Engineer: Yu Liu	
Site: AC5	Time: 2024/09/26 - 19:52
Limit: FCC_Part15.209_RE(3m)	Margin: 0
Probe: Horn_3117_00167055_(1-18GHz)	Polarity: Vertical
EUT: WiFi 7 (802.11be) 2x2 Dual Band Dual Concurrent Wireless Module	Power: 3.3 Vdc
Note: Mode 8：Transmit at 5180MHz by 802.11ax(20MHz)	

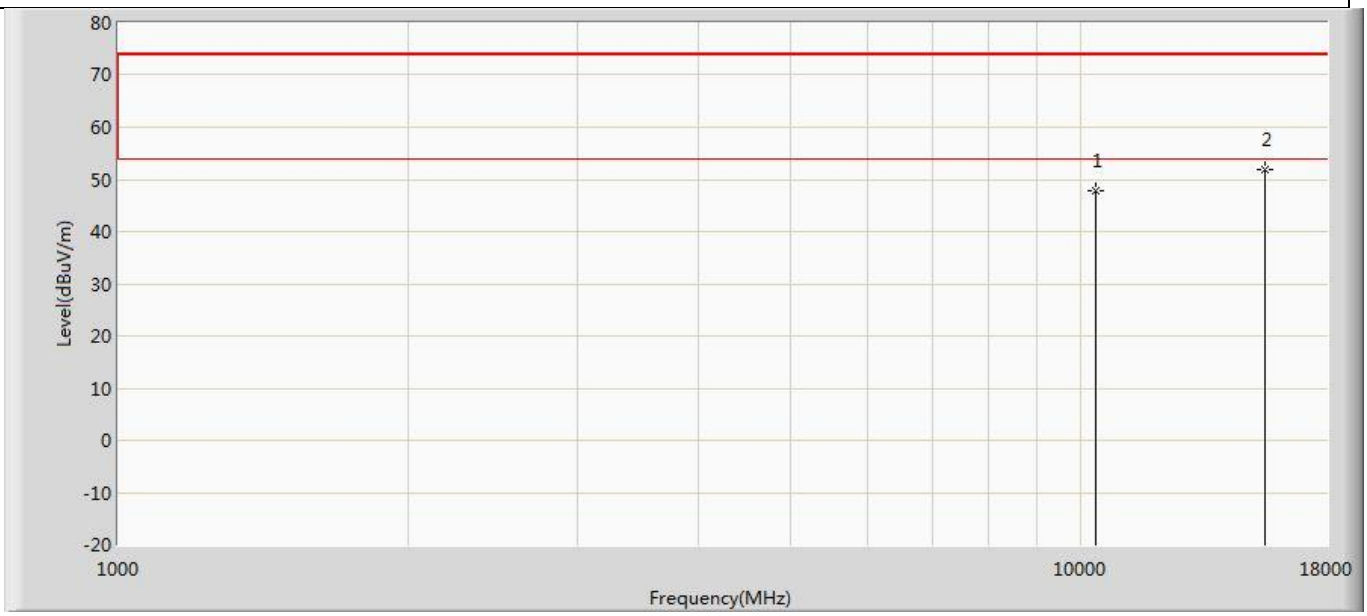

No	Mark	Frequency (MHz)	Measure Level (dBuV/m)	Reading Level (dBuV)	Over Limit (dB)	Limit (dBuV/m)	Factor (dB)	Type
1		10360.000	47.837	51.345	-26.163	74.000	-3.509	PK
2	*	15540.000	51.992	50.568	-22.008	74.000	1.424	PK