802.11ac-VHT40 26dB Bandwidth

Channel 38 (5190MHz)

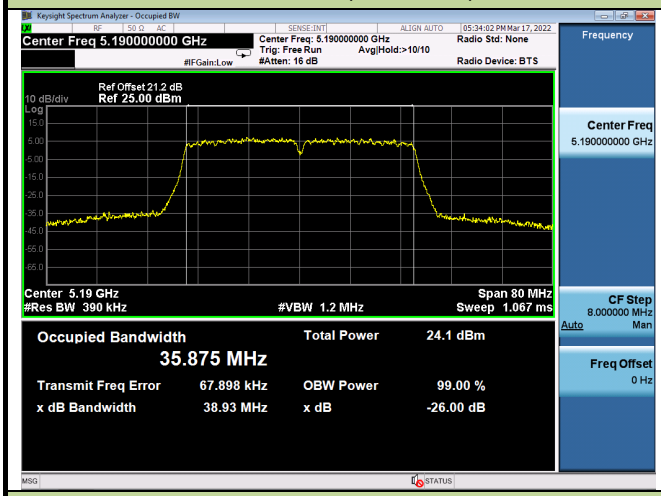

Channel 46 (5230MHz)

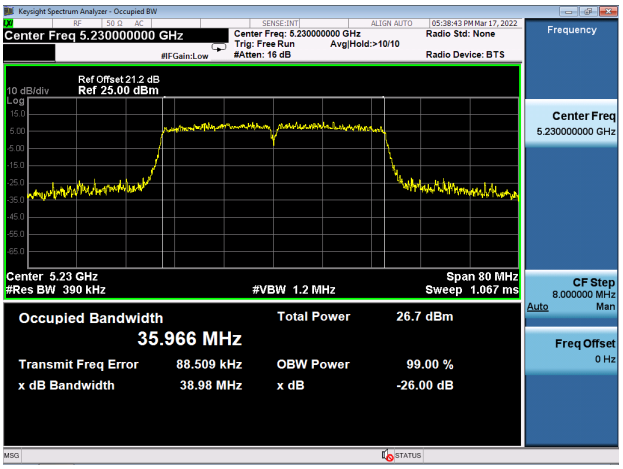

Channel 54 (5270MHz)

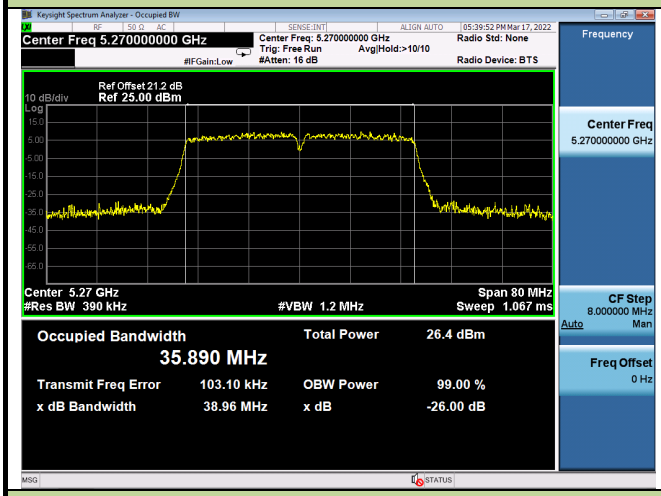

Channel 62 (5310MHz)

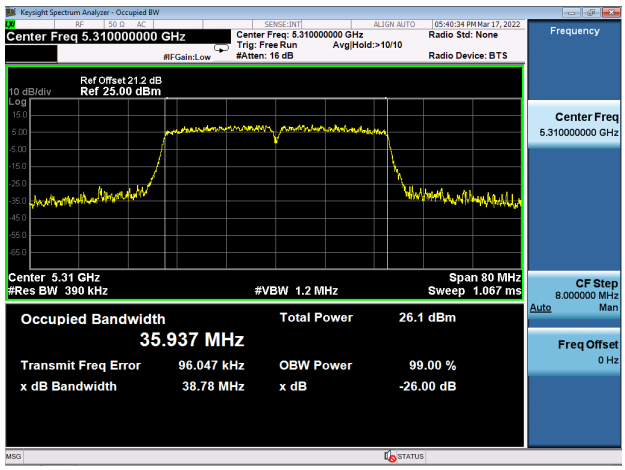

Channel 102 (5510MHz)

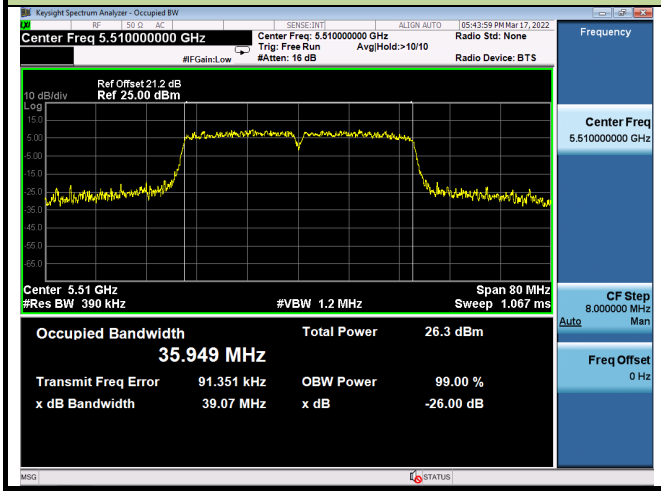

Channel 110 (5550MHz)

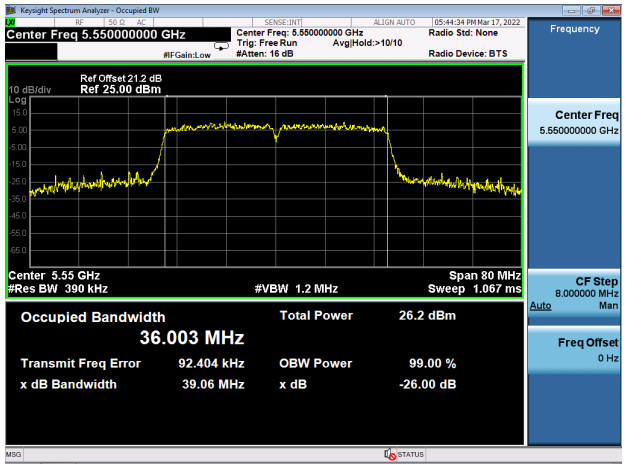

802.11ac-VHT40 26dB Bandwidth

Channel 134 (5670MHz)

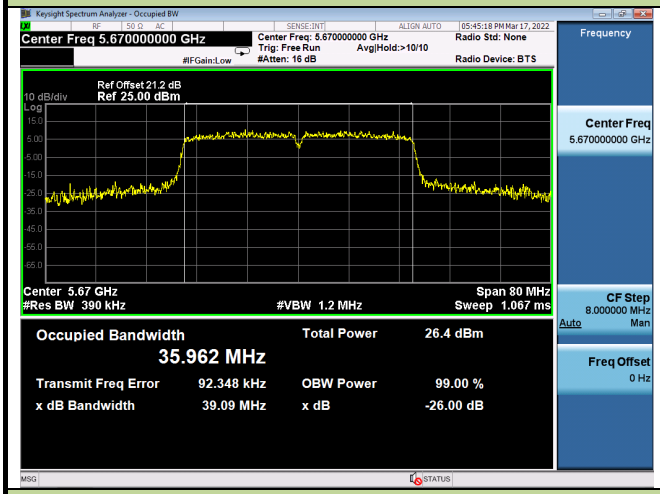

Channel 142(5710MHz)

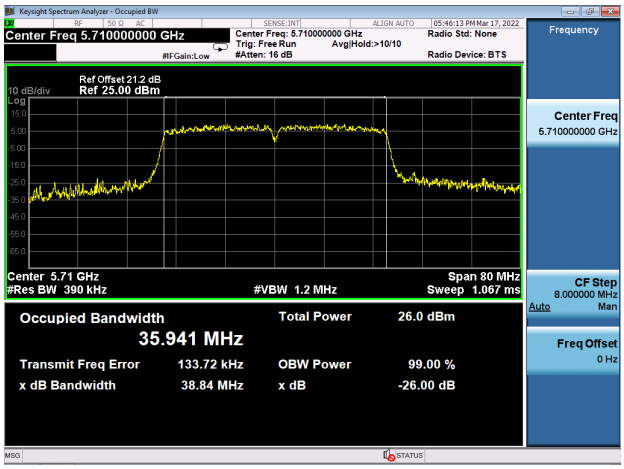

Channel 151 (5755MHz)

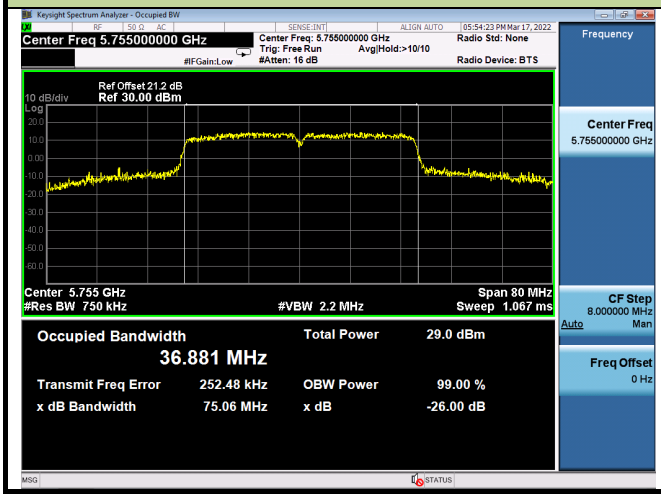

Channel 159 (5795MHz)

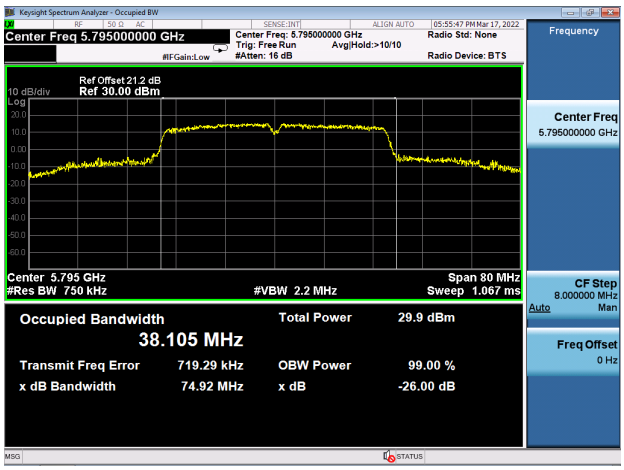

802.11ac-VHT80 26dB Bandwidth

Channel 42 (5210MHz)

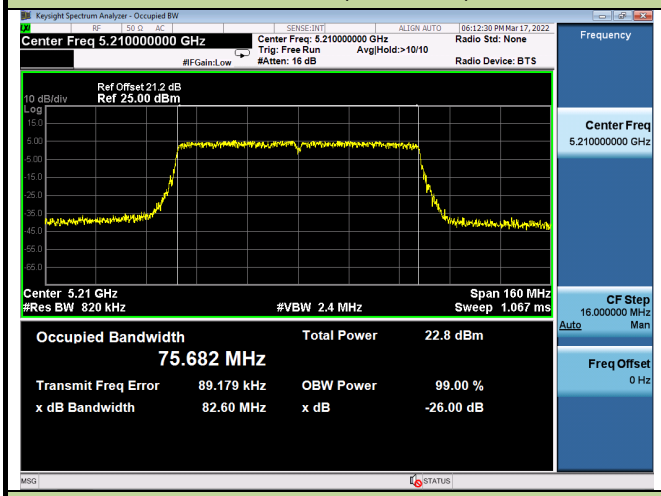

Channel 58 (5290MHz)

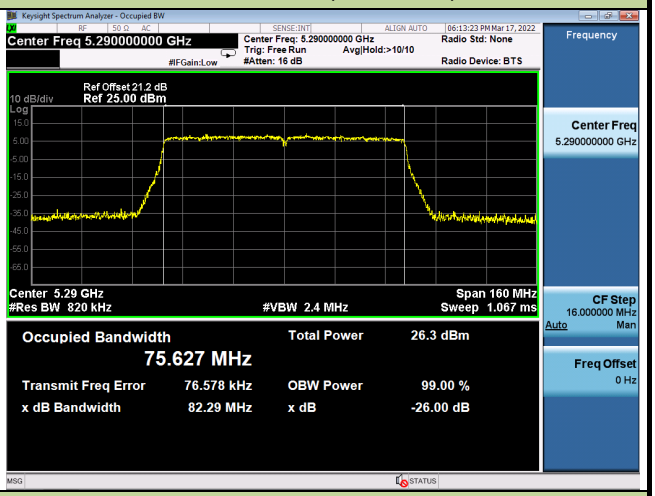

Channel 106 (5530MHz)

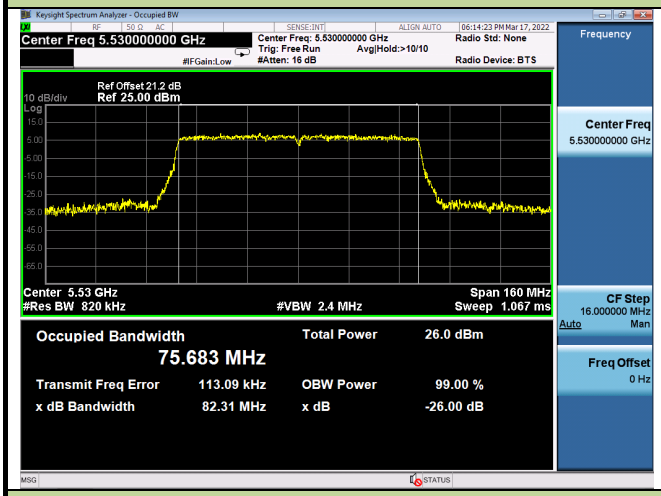

Channel 122 (5610MHz)

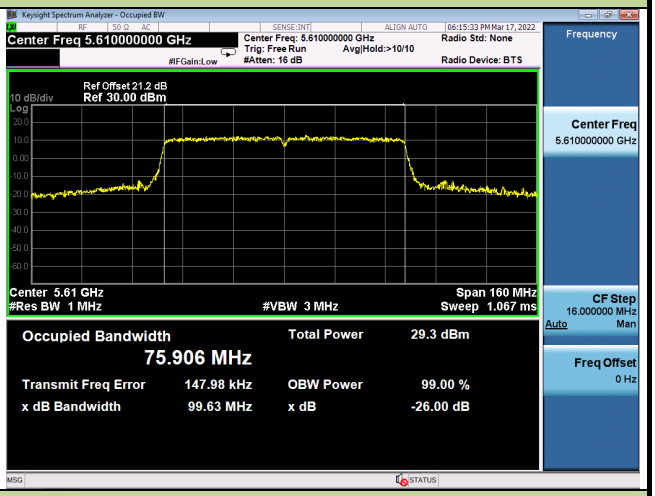

Channel 138 (5690MHz)

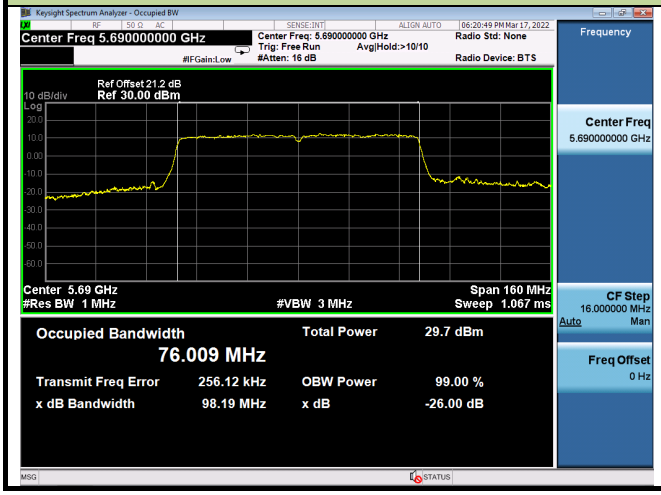

Channel 155 (5775MHz)

A.3 6dB Bandwidth Test Result

Test Site	WZ-SR5	Test Engineer	Luis Yang
Test Date	2022/03/17		

Test Mode	Data Rate/ MCS	Channel No.	Frequency (MHz)	6dB Bandwidth (MHz)	Limit (MHz)
11a	6Mbps	149	5745	16.32	≥0.5
11a	6Mbps	157	5785	16.33	≥0.5
11a	6Mbps	165	5825	16.31	≥0.5
11ac-VHT20	MCS0	149	5745	17.59	≥0.5
11ac-VHT20	MCS0	157	5785	17.57	≥0.5
11ac-VHT20	MCS0	165	5825	17.56	≥0.5
11ac-VHT40	MCS0	151	5755	35.17	≥0.5
11ac-VHT40	MCS0	159	5795	35.10	≥0.5
11ac-VHT80	MCS0	155	5775	75.52	≥0.5

802.11a 6dB Bandwidth

Channel 149 (5745MHz)

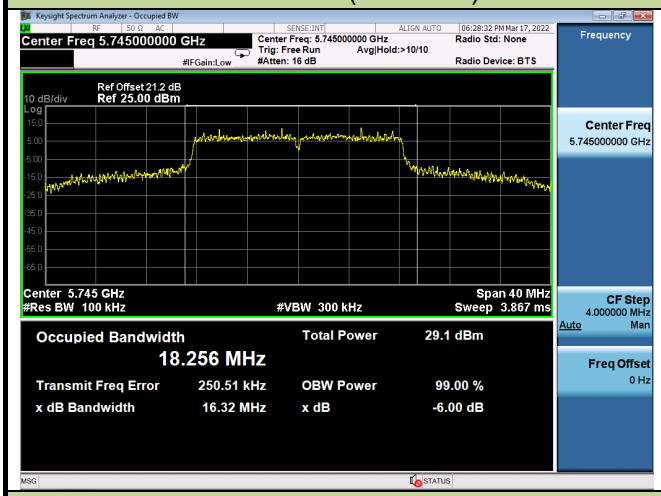

Channel 157 (5785MHz)

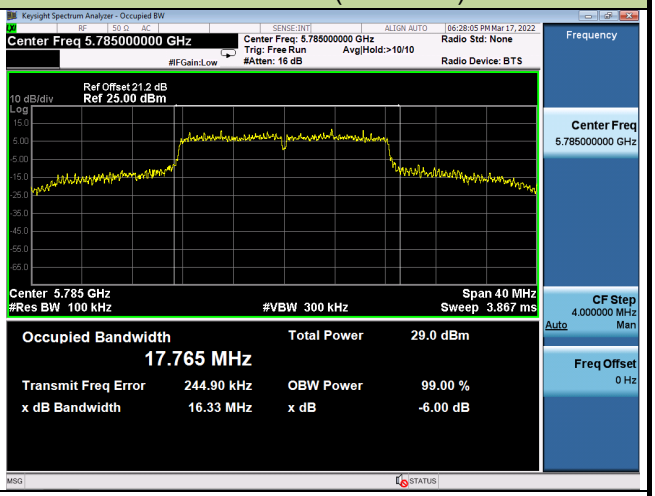

Channel 165 (5825MHz)

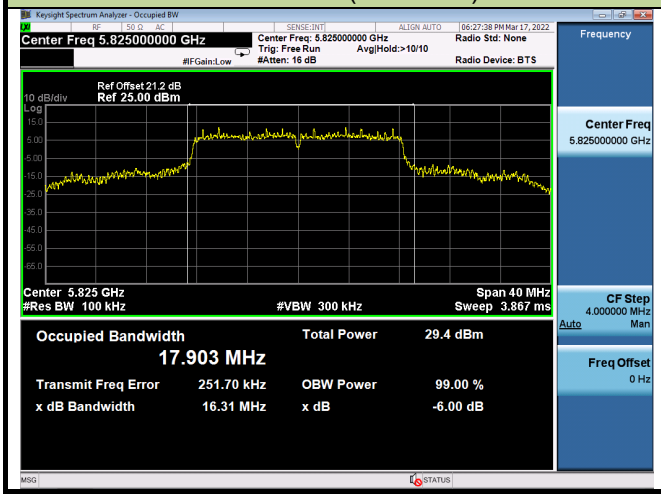

802.11ac-VHT20 6dB Bandwidth

Channel 149 (5745MHz)

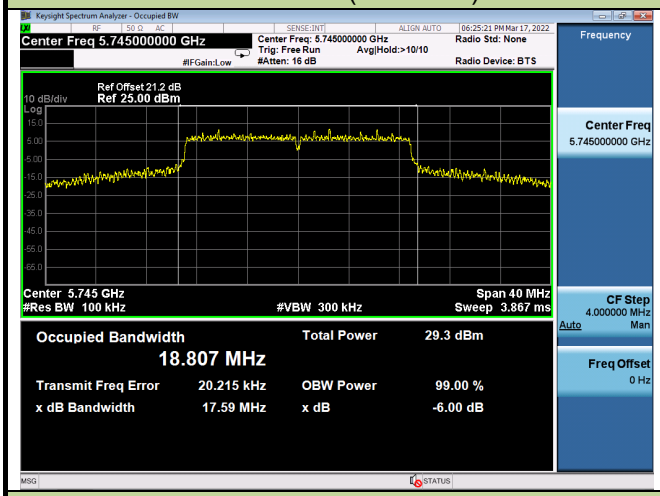

Channel 157 (5785MHz)

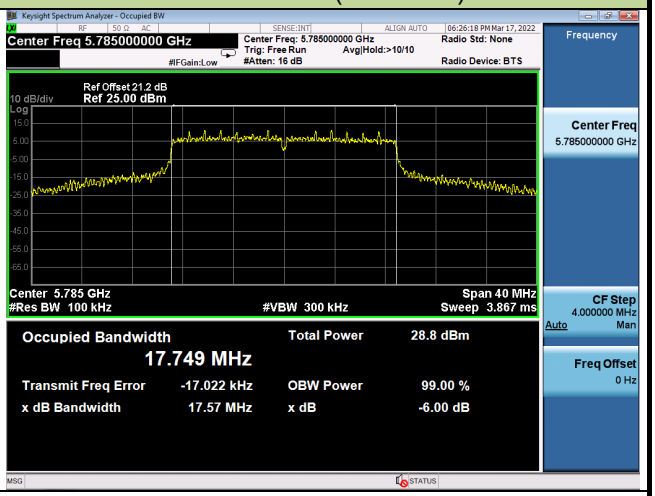

Channel 165 (5825MHz)

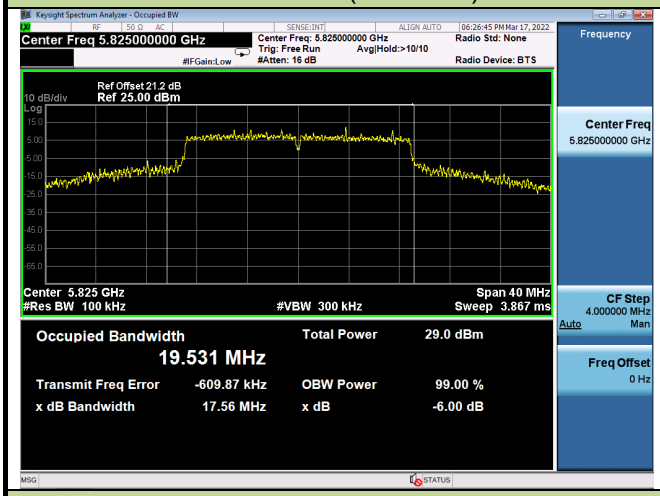

802.11ac-VHT40 6dB Bandwidth

Channel 151 (5755MHz)

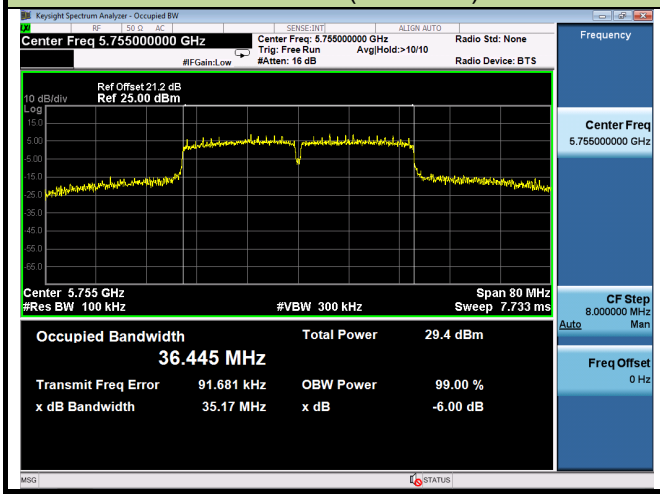

Channel 159 (5795MHz)

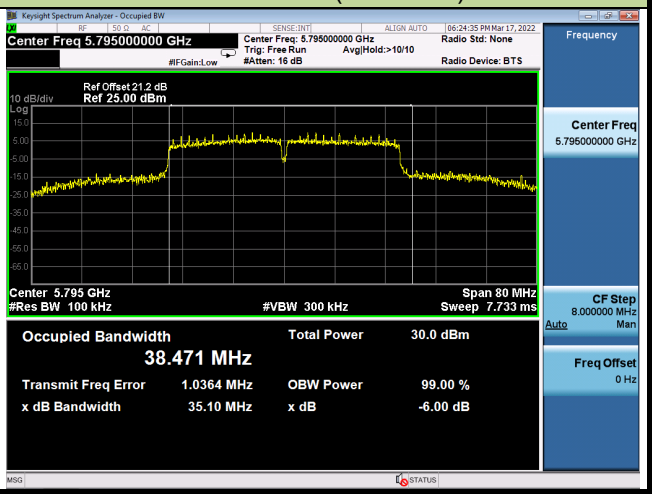

802.11ac-VHT80 6dB Bandwidth	
Channel 155 (5775MHz)	
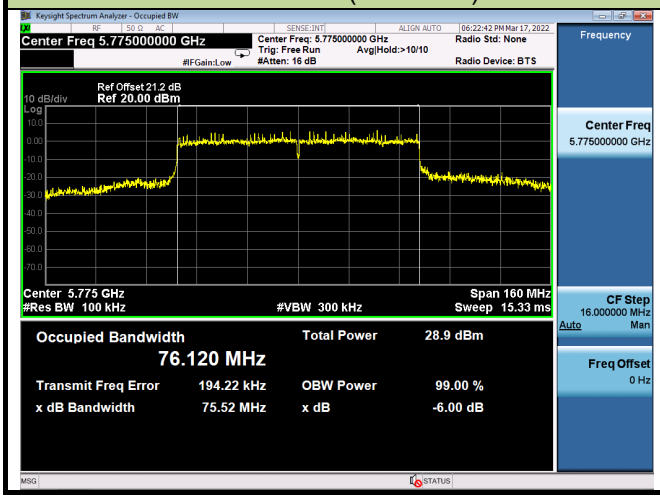	

A.4 Output Power Test Result

Test Site	WZ-SR5	Test Engineer	Luis Yang
Test Date	2022/03/03		

Test Mode	Data Rate MCS	Channel No.	Freq. (MHz)	Average Power (dBm)		Total Average Power (dBm)	Average Power Limit (dBm)
				Ant 0	Ant 1		
11a	6Mbps	36	5180	20.04	19.95	23.01	≤ 30.00
11a	6Mbps	44	5220	21.88	21.69	24.80	≤ 30.00
11a	6Mbps	48	5240	22.07	21.58	24.84	≤ 30.00
11a	6Mbps	52	5260	17.35	16.84	20.11	≤ 23.73
11a	6Mbps	60	5300	17.56	17.21	20.40	≤ 23.73
11a	6Mbps	64	5320	17.39	17.10	20.26	≤ 23.73
11a	6Mbps	100	5500	17.05	16.92	20.00	≤ 23.73
11a	6Mbps	116	5580	16.92	16.64	19.79	≤ 23.73
11a	6Mbps	140	5700	16.74	16.71	19.74	≤ 23.73
11a	6Mbps	144	5720	16.83	16.64	19.75	≤ 22.61
11a	6Mbps	149	5745	22.85	22.37	25.63	≤ 30.00
11a	6Mbps	157	5785	22.71	22.23	25.49	≤ 30.00
11a	6Mbps	165	5825	22.68	22.05	25.39	≤ 30.00
11ac-VHT20	MCS0	36	5180	20.09	19.80	22.96	≤ 30.00
11ac-VHT20	MCS0	44	5220	21.95	21.70	24.84	≤ 30.00
11ac-VHT20	MCS0	48	5240	22.05	21.59	24.84	≤ 30.00
11ac-VHT20	MCS0	52	5260	17.80	17.19	20.52	≤ 23.94
11ac-VHT20	MCS0	60	5300	17.95	17.61	20.79	≤ 23.94
11ac-VHT20	MCS0	64	5320	17.76	17.61	20.70	≤ 23.94
11ac-VHT20	MCS0	100	5500	17.44	17.39	20.43	≤ 23.94
11ac-VHT20	MCS0	116	5580	17.77	17.73	20.76	≤ 23.94
11ac-VHT20	MCS0	140	5700	17.56	17.67	20.63	≤ 23.94
11ac-VHT20	MCS0	144	5720	17.67	17.61	20.65	≤ 22.73
11ac-VHT20	MCS0	149	5745	22.73	22.53	25.64	≤ 30.00
11ac-VHT20	MCS0	157	5785	21.85	21.34	24.61	≤ 30.00
11ac-VHT20	MCS0	165	5825	22.67	22.09	25.40	≤ 30.00

Test Mode	Data Rate MCS	Channel No.	Freq. (MHz)	Average Power (dBm)		Total Average Power (dBm)	Average Power Limit (dBm)
				Ant 0	Ant 1		
11ac-VHT40	MCS0	38	5190	17.43	17.15	20.30	≤ 30.00
11ac-VHT40	MCS0	46	5230	21.29	21.16	24.24	≤ 30.00
11ac-VHT40	MCS0	54	5270	20.01	19.88	22.96	≤ 23.98
11ac-VHT40	MCS0	62	5310	20.00	19.87	22.95	≤ 23.98
11ac-VHT40	MCS0	102	5510	20.02	20.10	23.07	≤ 23.98
11ac-VHT40	MCS0	110	5550	19.86	19.97	22.93	≤ 23.98
11ac-VHT40	MCS0	134	5670	20.39	20.41	23.41	≤ 23.98
11ac-VHT40	MCS0	142	5710	19.69	19.65	22.68	≤ 23.98
11ac-VHT40	MCS0	151	5755	22.56	22.09	25.34	≤ 30.00
11ac-VHT40	MCS0	159	5795	22.83	22.07	25.48	≤ 30.00
11ac-VHT80	MCS0	42	5210	16.19	15.96	19.09	≤ 30.00
11ac-VHT80	MCS0	58	5290	18.71	18.35	21.54	≤ 23.98
11ac-VHT80	MCS0	106	5530	18.44	18.27	21.37	≤ 23.98
11ac-VHT80	MCS0	122	5610	20.71	20.42	23.58	≤ 23.98
11ac-VHT80	MCS0	138	5690	20.58	20.50	23.55	≤ 23.98
11ac-VHT80	MCS0	155	5775	21.67	21.08	24.40	≤ 30.00

Note 1: Total Average Power (dBm) = $10*\log\{10^{(\text{Ant 0 Average Power}/10)} + 10^{(\text{Ant 1 Average Power}/10)}\}$.

Note 2: For 5720MHz, Average Power Limit =11+10*log(5+26dBc/2).

A.5 Power Spectral Density Test Result

Test Site	WZ-SR5	Test Engineer	Luis Yang
Test Date	2021/12/13~2022/03/17		

Test Mode	Data Rate/ MCS	Channel No.	Freq. (MHz)	AVPSD (dBm/ MHz)		Duty Cycle (%)	Total PSD (dBm/ MHz)	PSD Limit (dBm/MHz)
				Ant 0	Ant 1			
For NII-1/-2a/-2c Bands								
11a	6Mbps	36	5180	8.37	8.66	96.27	11.69	≤ 15.36
11a	6Mbps	44	5220	9.65	9.82	96.27	12.91	≤ 15.36
11a	6Mbps	48	5240	9.59	10.24	96.27	13.10	≤ 15.36
11a	6Mbps	52	5260	5.23	6.07	96.27	8.85	≤ 9.36
11a	6Mbps	60	5300	5.48	6.54	96.27	9.22	≤ 9.36
11a	6Mbps	64	5320	5.36	6.46	96.27	9.12	≤ 9.36
11a	6Mbps	100	5500	5.17	6.16	96.27	8.86	≤ 9.36
11a	6Mbps	116	5580	5.49	5.75	96.27	8.80	≤ 9.36
11a	6Mbps	140	5700	6.25	5.25	96.27	8.96	≤ 9.36
11a	6Mbps	144	5720	6.24	5.14	96.27	8.90	≤ 9.36
11ac-VHT20	MCS0	36	5180	8.18	8.13	98.43	11.17	≤ 15.36
11ac-VHT20	MCS0	44	5220	9.31	9.76	98.43	12.55	≤ 15.36
11ac-VHT20	MCS0	48	5240	9.60	9.73	98.43	12.67	≤ 15.36
11ac-VHT20	MCS0	52	5260	5.78	5.99	98.43	8.90	≤ 9.36
11ac-VHT20	MCS0	60	5300	5.83	6.45	98.43	9.16	≤ 9.36
11ac-VHT20	MCS0	64	5320	5.79	6.22	98.43	9.02	≤ 9.36
11ac-VHT20	MCS0	100	5500	5.32	6.79	98.43	9.12	≤ 9.36
11ac-VHT20	MCS0	116	5580	5.75	6.32	98.43	9.05	≤ 9.36
11ac-VHT20	MCS0	140	5700	6.38	5.72	98.43	9.07	≤ 9.36
11ac-VHT20	MCS0	144	5720	6.17	5.63	98.43	8.92	≤ 9.36

Test Mode	Data Rate/ MCS	Channel No.	Freq. (MHz)	AVPSD (dBm/ MHz)		Duty Cycle (%)	Total PSD (dBm/ MHz)	PSD Limit (dBm/MHz)
				Ant 0	Ant 1			
For NII-1/-2a/-2c Bands								
11ac-VHT40	MCS0	38	5190	2.83	3.11	96.63	6.13	≤ 15.36
11ac-VHT40	MCS0	46	5230	6.34	6.92	96.63	9.80	≤ 15.36
11ac-VHT40	MCS0	54	5270	5.35	5.90	96.63	8.79	≤ 9.36
11ac-VHT40	MCS0	62	5310	5.14	6.09	96.63	8.80	≤ 9.36
11ac-VHT40	MCS0	102	5510	5.33	6.64	96.63	9.19	≤ 9.36
11ac-VHT40	MCS0	110	5550	5.21	5.94	96.63	8.75	≤ 9.36
11ac-VHT40	MCS0	134	5670	6.31	5.83	96.63	9.24	≤ 9.36
11ac-VHT40	MCS0	142	5710	6.38	5.75	96.63	9.24	≤ 9.36
11ac-VHT80	MCS0	42	5210	-1.80	-1.41	93.41	1.71	≤ 15.36
11ac-VHT80	MCS0	58	5290	0.88	1.52	93.41	4.52	≤ 9.36
11ac-VHT80	MCS0	106	5530	0.25	1.42	93.41	4.18	≤ 9.36
11ac-VHT80	MCS0	122	5610	2.57	3.11	93.41	6.16	≤ 9.36
11ac-VHT80	MCS0	138	5690	3.06	2.90	93.41	6.29	≤ 9.36

Note 1: When EUT duty cycle < 98%, the total PSD (dBm/MHz) =10*log {$10^{(\text{Ant 0 AVGPSD}/10)}$ + $10^{(\text{Ant 1 AVGPSD}/10)}$} +10*log (1/Duty cycle).

When EUT duty cycle ≥ 98%, the total PSD (dBm/MHz) =10*log {$10^{(\text{Ant 0 AVGPSD}/10)}$ + $10^{(\text{Ant 1 AVGPSD}/10)}$}.

Note 2: For NII-1 Band, PSD Limit (dBm/MHz) = 17 - (7.64 – 6) = 15.36 dBm/MHz.

For NII-2a/2c Bands, PSD Limit (dBm/MHz) = 11 - (7.64 – 6) = 9.36 dBm/MHz.

Test Mode	Data Rate/ MCS	Channel No.	Freq. (MHz)	AVPSD (dBm/ 510KHz)		Duty Cycle (%)	Total PSD (dBm/ 510KHz)	PSD Limit (dBm/ 500KHz)
				Ant 0	Ant 1			
For NII-3 Band								
11a	6Mbps	149	5745	8.99	8.51	96.27	11.93	≤ 28.36
11a	6Mbps	157	5785	9.37	8.73	96.27	12.24	≤ 28.36
11a	6Mbps	165	5825	8.96	8.32	96.27	11.82	≤ 28.36
11ac-VHT20	MCS0	149	5745	8.24	8.18	98.43	11.22	≤ 28.36
11ac-VHT20	MCS0	157	5785	7.58	7.11	98.43	10.36	≤ 28.36
11ac-VHT20	MCS0	165	5825	8.42	8.07	98.43	11.26	≤ 28.36
11ac-VHT40	MCS0	151	5755	6.36	6.00	96.63	9.34	≤ 28.36
11ac-VHT40	MCS0	159	5795	6.58	5.97	96.63	9.44	≤ 28.36
11ac-VHT80	MCS0	155	5775	1.26	0.75	93.41	4.32	≤ 28.36

Note 1:

When EUT duty cycle < 98%, the total PSD (dBm/510kHz) =10*log {$10^{(\text{Ant 0 AVGPSD}/10)}$ + $10^{(\text{Ant 1 AVGPSD}/10)}$} +10*log (1/Duty cycle).

When EUT duty cycle ≥ 98%, the total PSD (dBm/510kHz) =10*log {$10^{(\text{Ant 0 AVGPSD}/10)}$ + $10^{(\text{Ant 1 AVGPSD}/10)}$}.

Note 2: PSD Limit (dBm/500KHz) = 30 - (7.64 - 6) = 28.36dBm/MHz.

802.11a Power Spectral Density- Ant 0

Channel 36 (5180MHz)

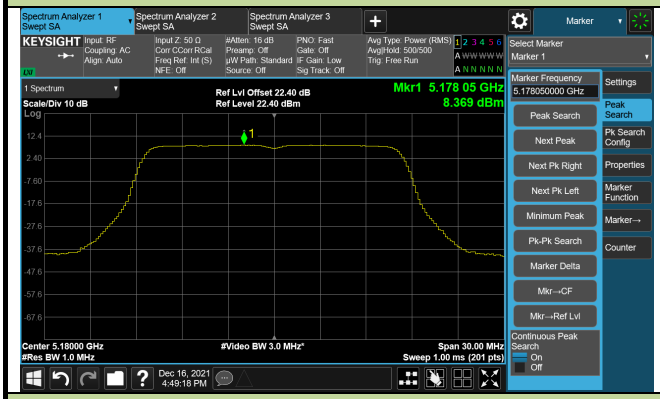

Channel 44 (5220MHz)

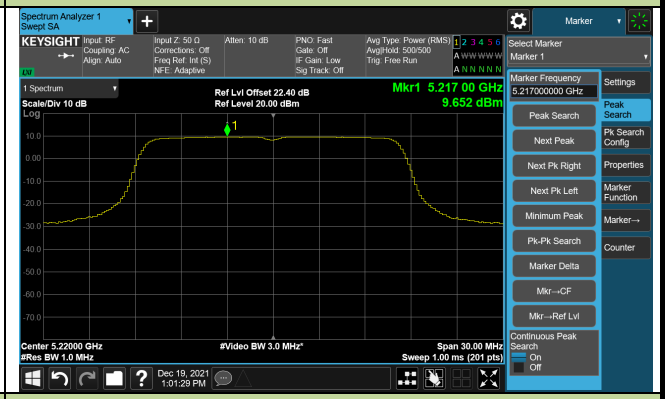

Channel 48 (5240MHz)

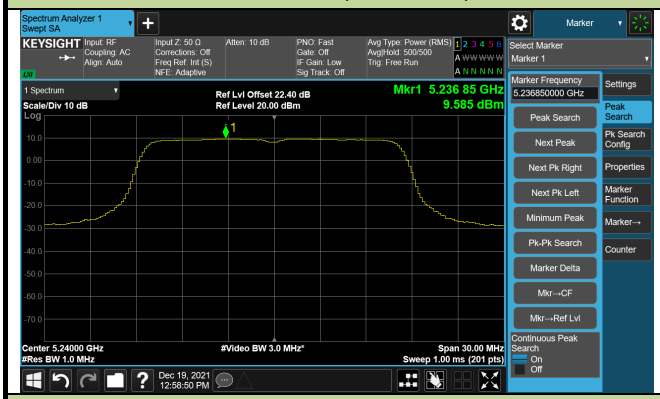

Channel 52 (5260MHz)

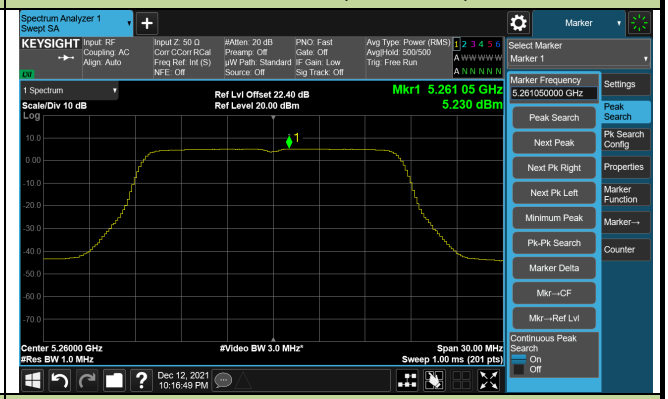

Channel 60 (5300MHz)

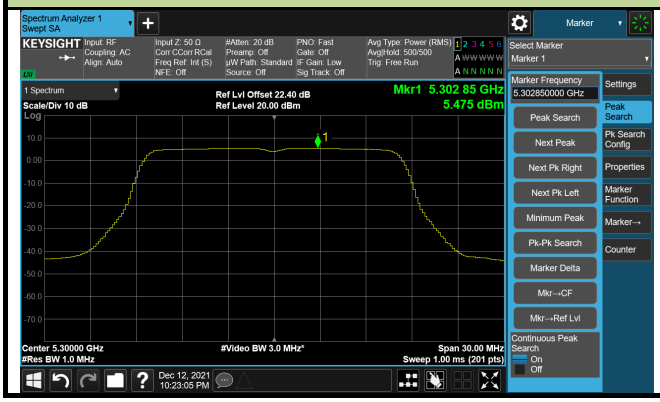

Channel 64 (5320MHz)

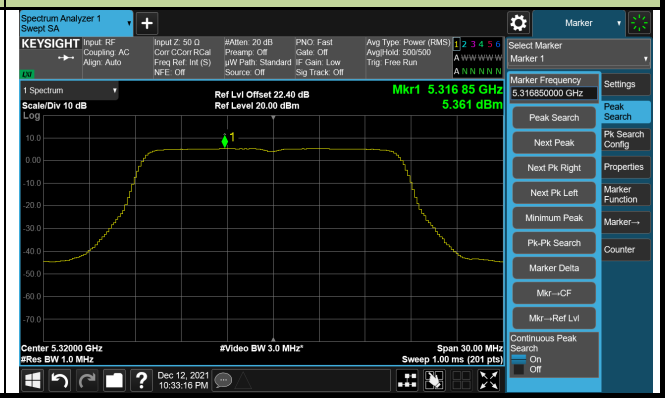

802.11a Power Spectral Density- Ant 0

Channel 100 (5500MHz)

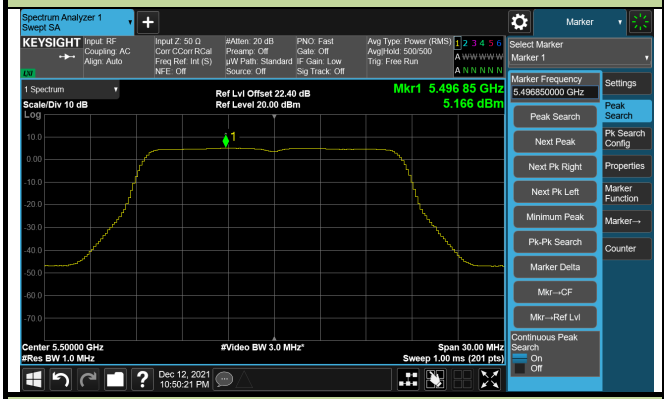

Channel 116 (5580MHz)

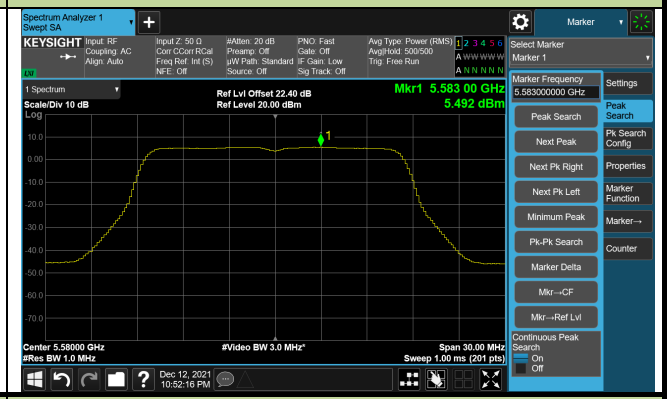

Channel 140 (5700MHz)

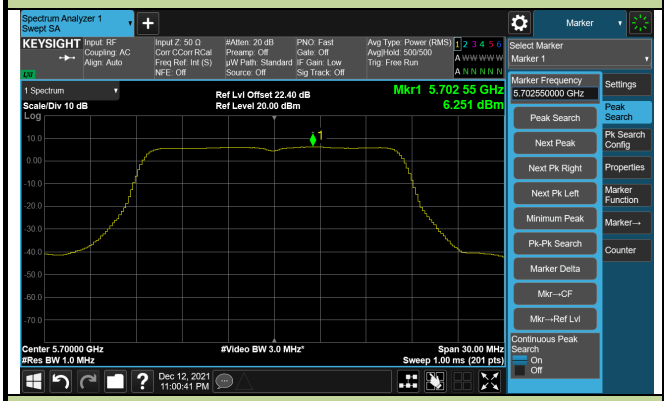

Channel 144(5720MHz)

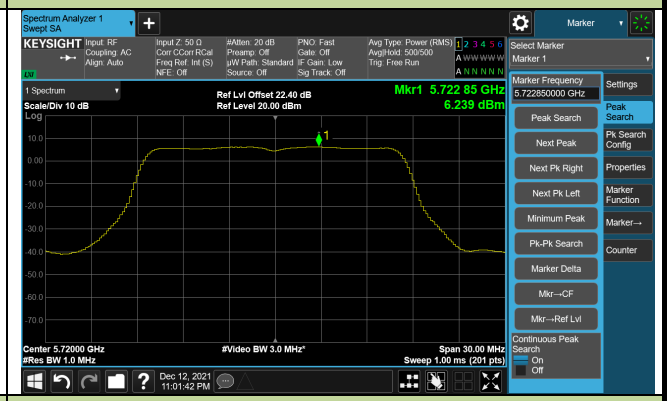

Channel 149 (5745MHz)

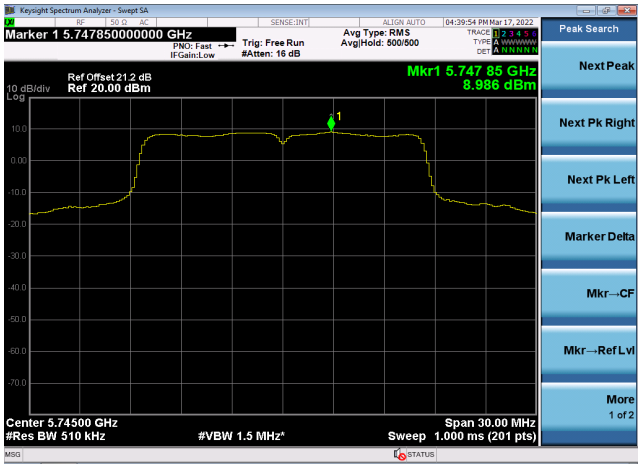

Channel 157 (5785MHz)

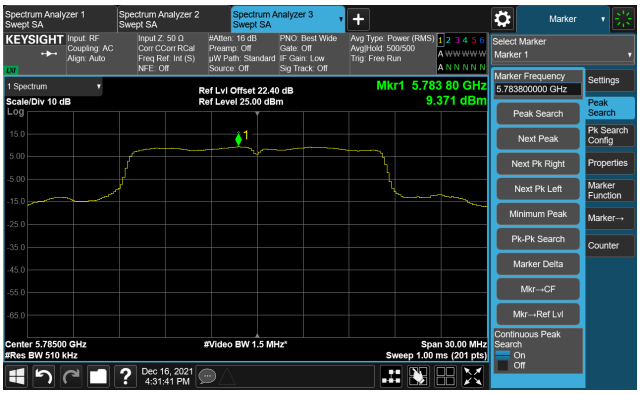

802.11a Power Spectral Density- Ant 0	
Channel 165 (5825MHz)	

802.11ac-VHT20 Power Spectral Density- Ant 0

Channel 36 (5180MHz)

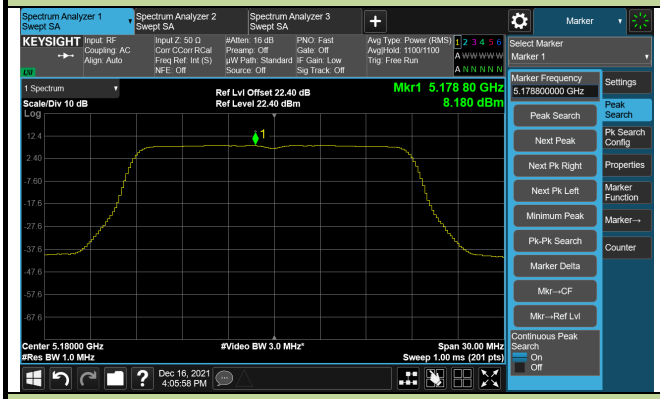

Channel 44 (5220MHz)

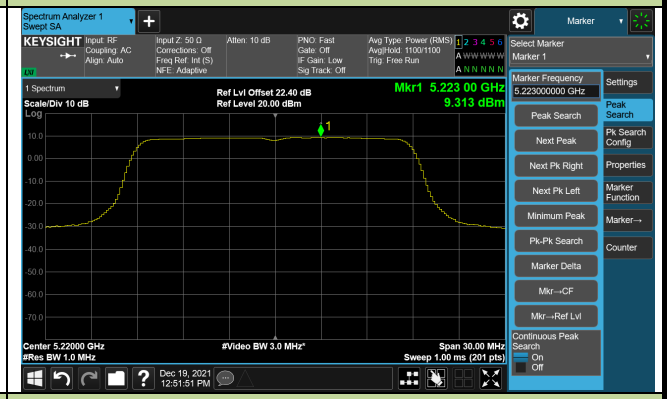

Channel 48 (5240MHz)

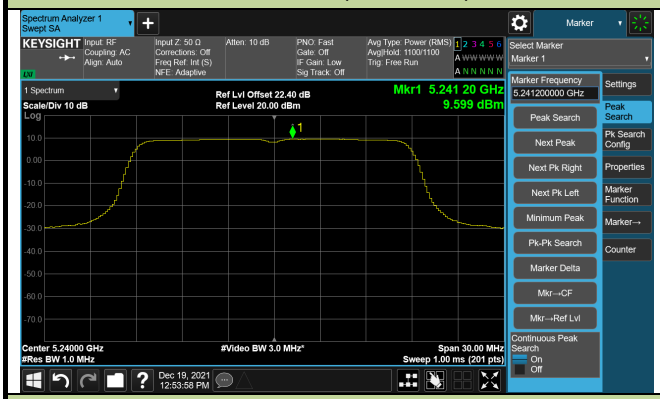

Channel 52 (5260MHz)

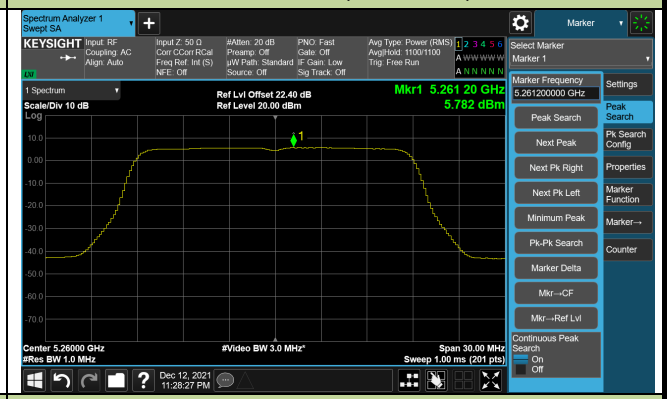

Channel 60 (5300MHz)

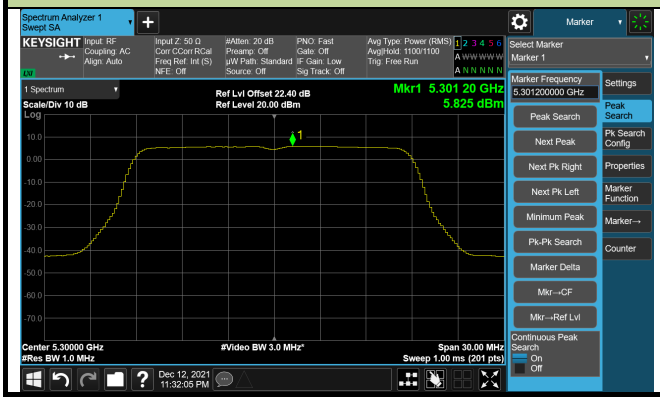
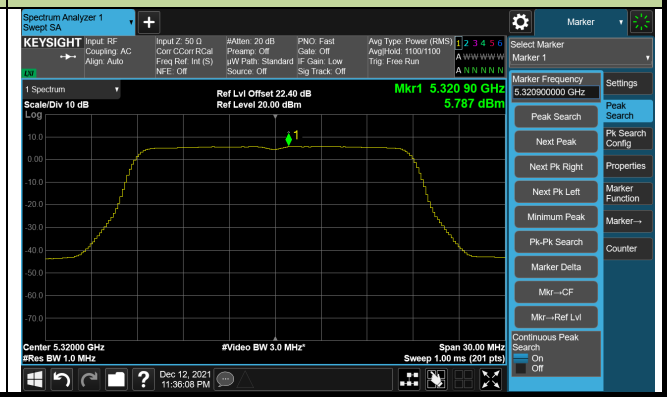
Channel 64 (5320MHz)