Channel 11 (2462MHz)	
High Band Edge	**Spurious Emission**
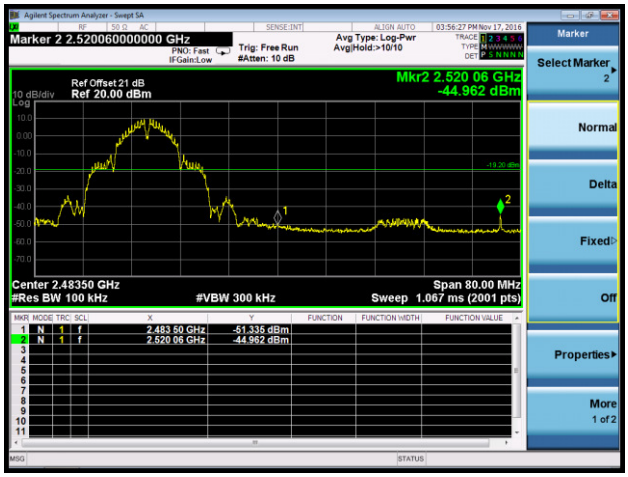	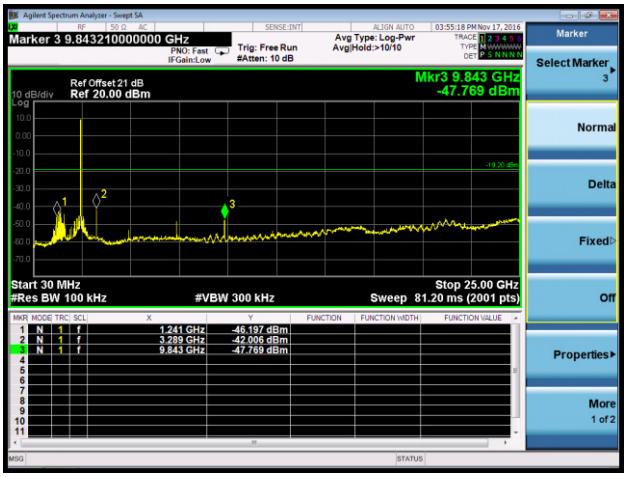

802.11g Out-of-Band Emissions - Chain 2

100kHz PSD Reference Level

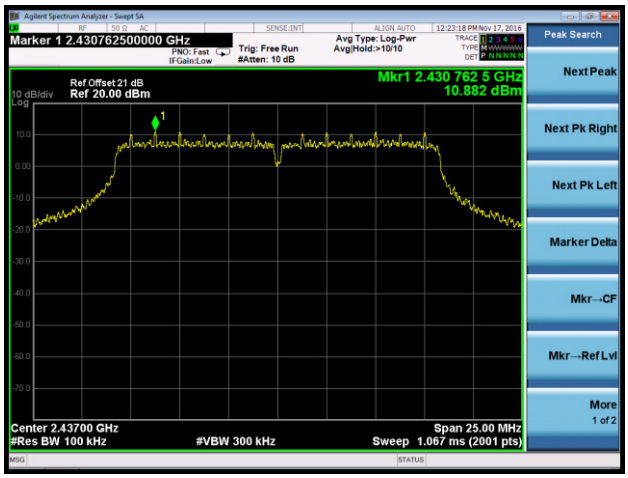

Channel 01 (2412MHz)

Low Band Edge

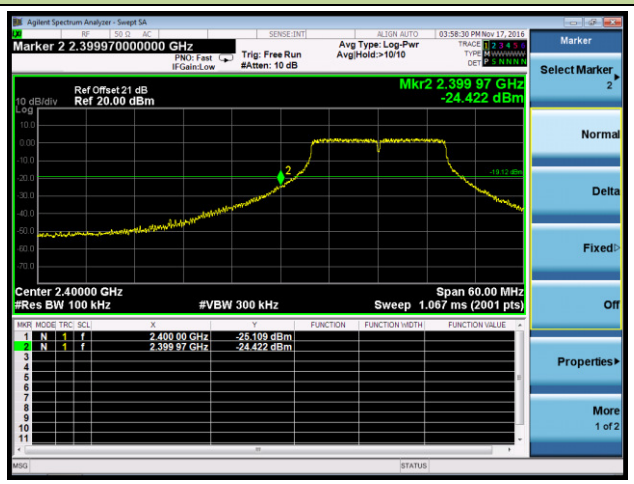

Spurious Emission

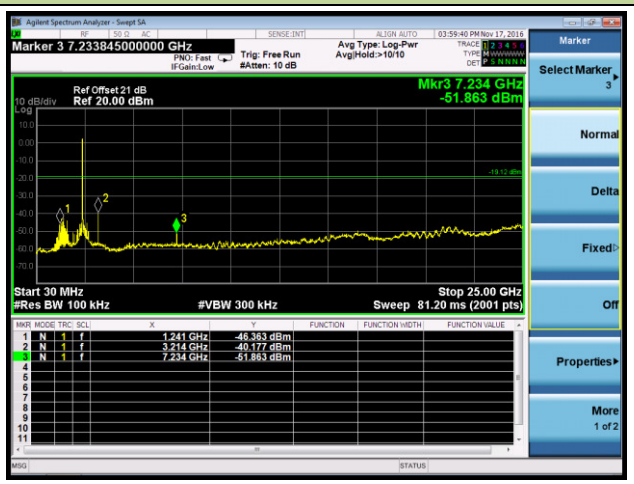

Channel 06 (2437MHz)

Spurious Emission

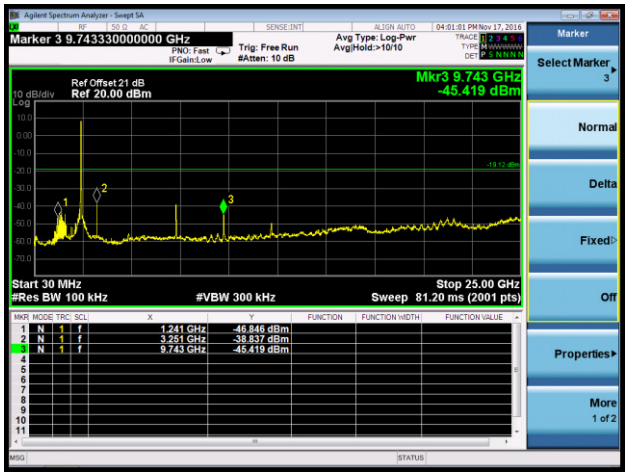

Channel 11 (2462MHz)	
High Band Edge	**Spurious Emission**
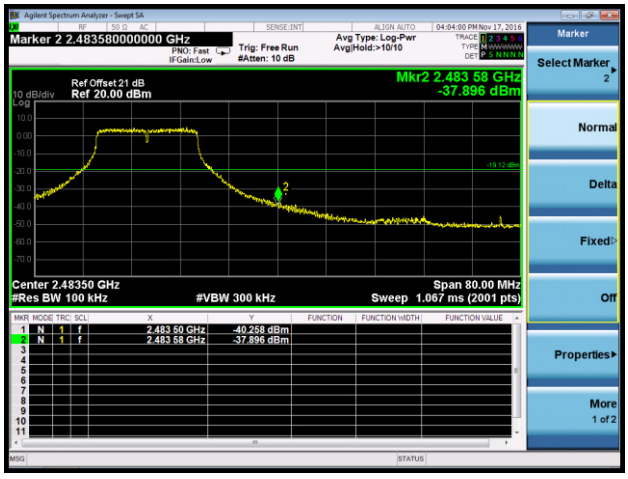	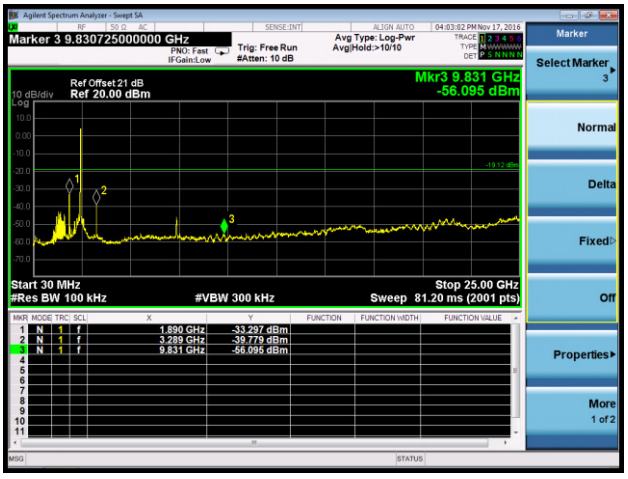

802.11n-HT20 Out-of-Band Emissions - Chain 0 / Chain 0 + 1

100kHz PSD Reference Level

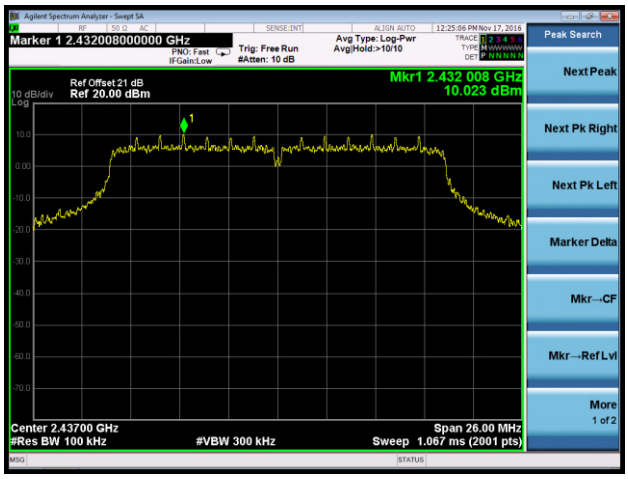

Channel 01 (2412MHz)

Low Band Edge

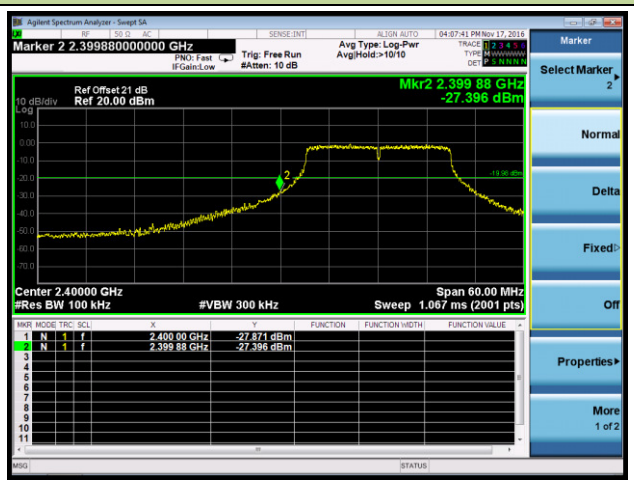

Spurious Emission

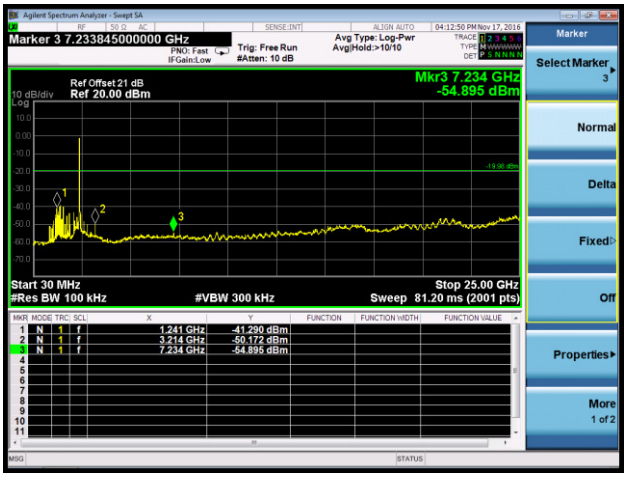

Channel 06 (2437MHz)

Spurious Emission

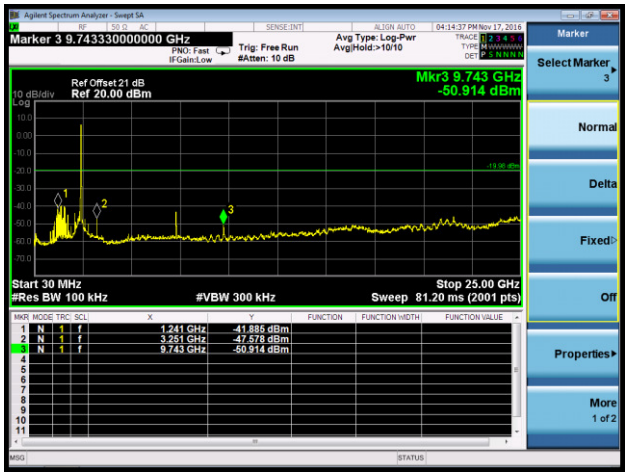

Channel 11 (2462MHz)	
High Band Edge	**Spurious Emission**
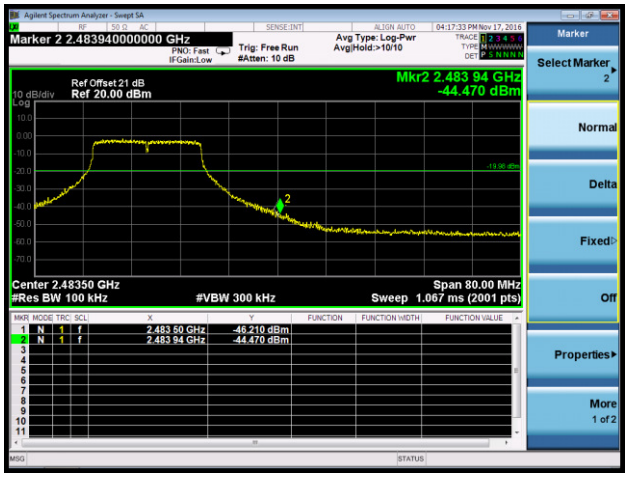	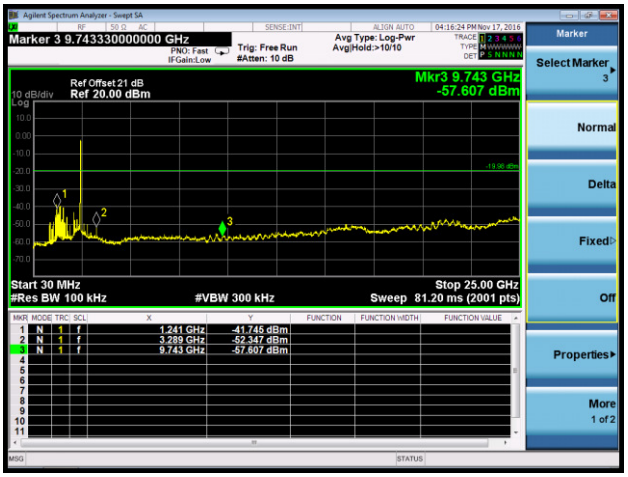

802.11n-HT40 Out-of-Band Emissions - Chain 0 / Chain 0 + 1

100kHz PSD Reference Level

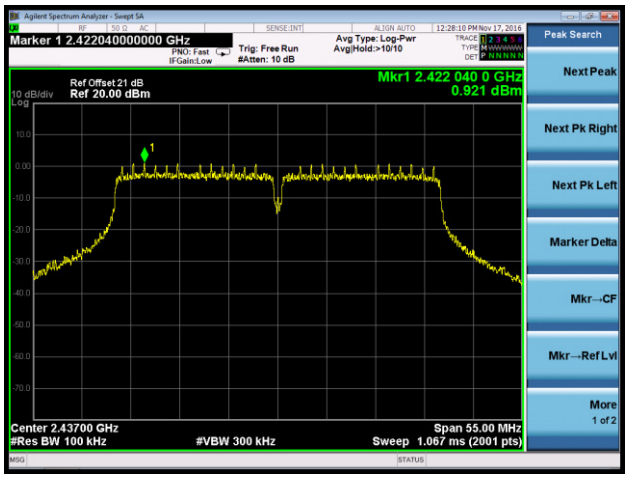

Channel 03 (2422MHz)

Low Band Edge

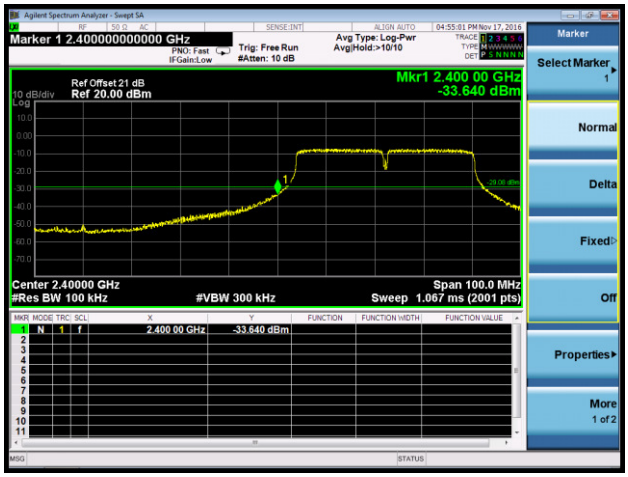

Spurious Emission

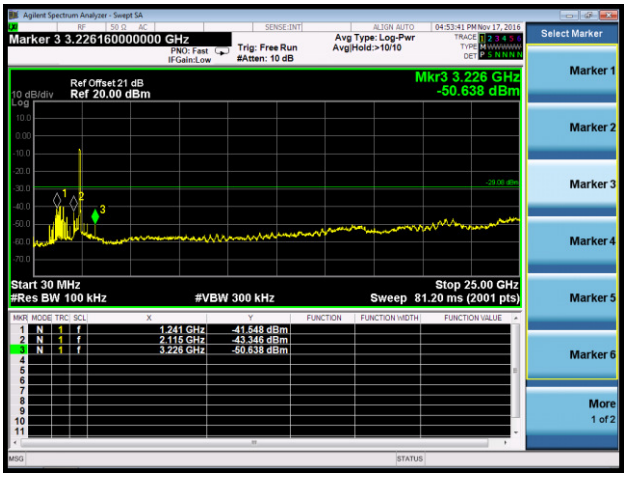

Channel 06 (2437MHz)

Spurious Emission

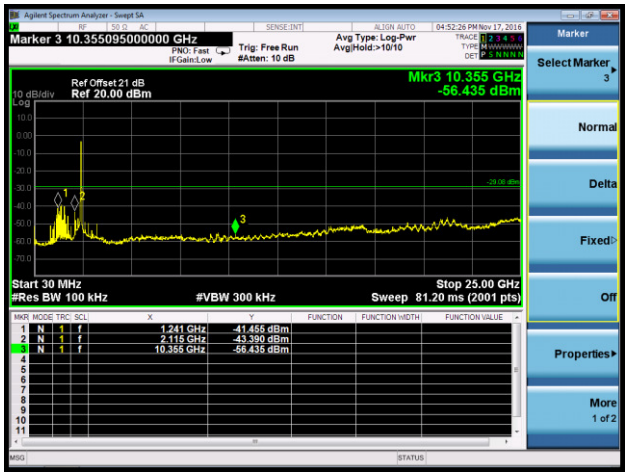

Channel 9 (2452MHz)	
High Band Edge	**Spurious Emission**
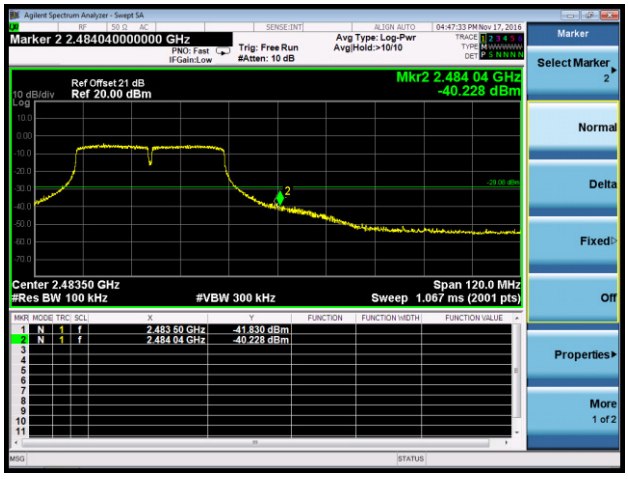	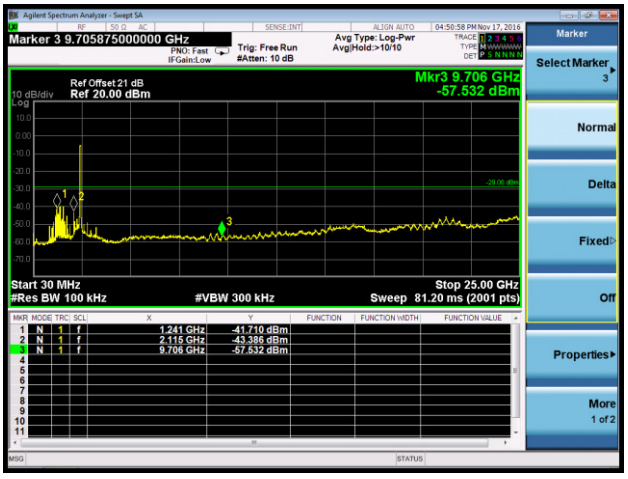

802.11n-HT20 Out-of-Band Emissions - Chain 0 / Chain 0 + 1 + 2

100kHz PSD Reference Level

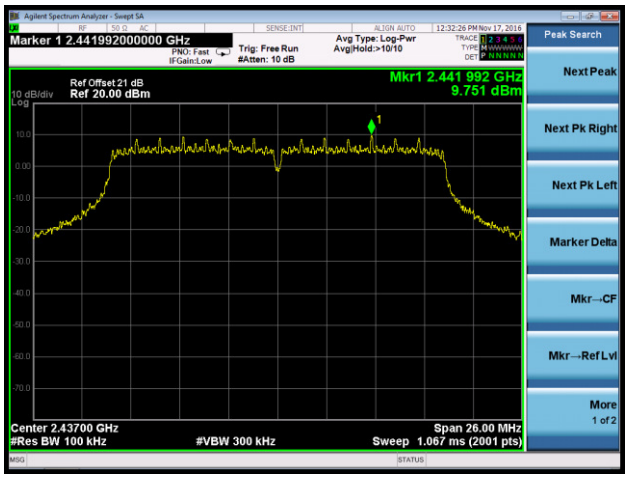

Channel 01 (2412MHz)

Low Band Edge

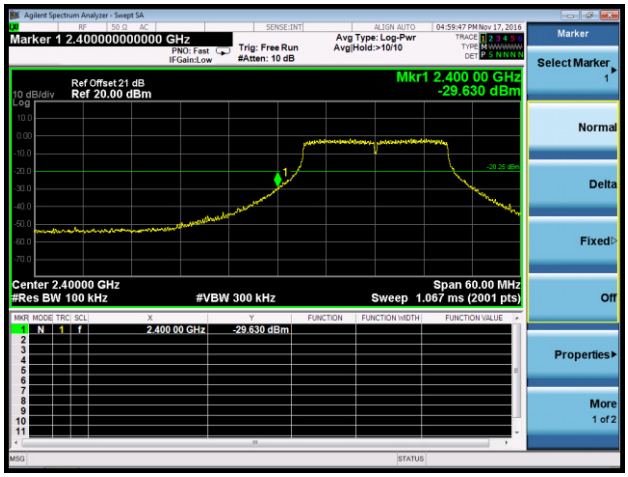

Spurious Emission

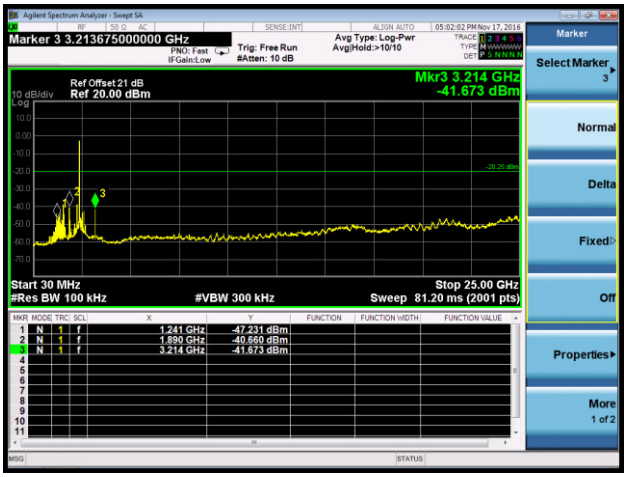

Channel 06 (2437MHz)

Spurious Emission

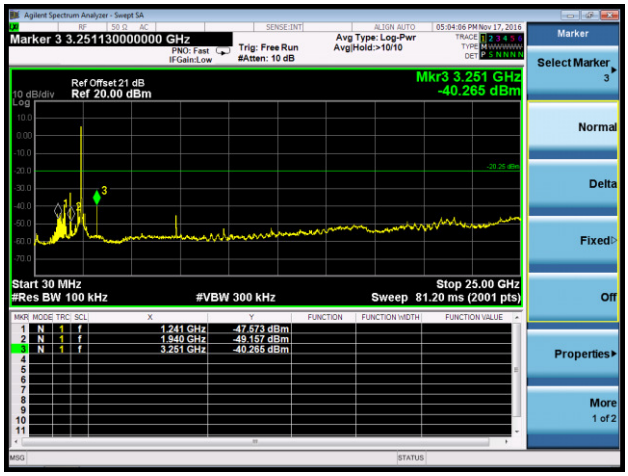

Channel 11 (2462MHz)	
High Band Edge	**Spurious Emission**
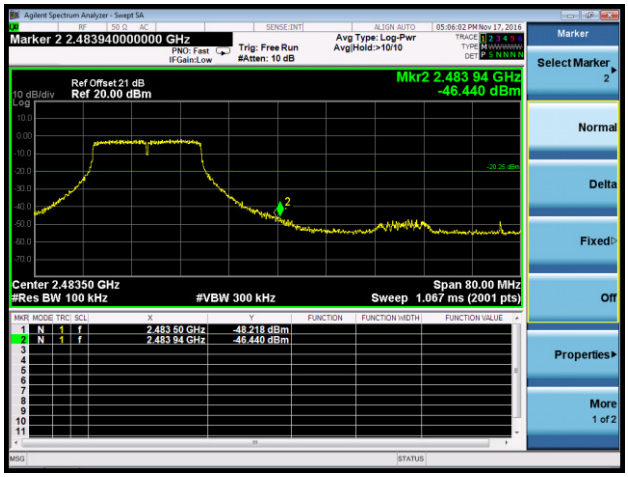	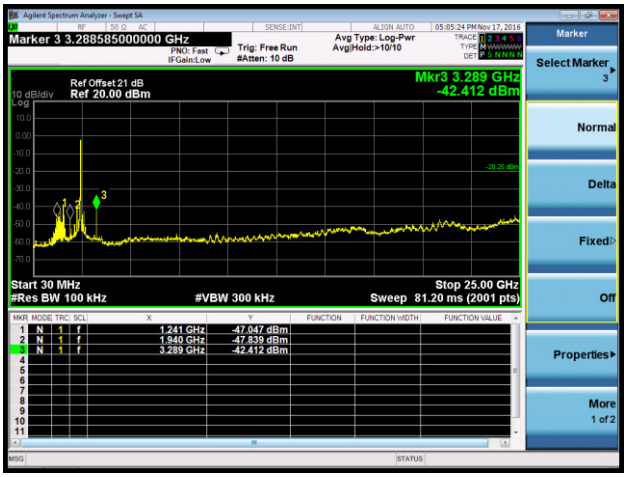

802.11n-HT40 Out-of-Band Emissions - Chain 0 / Chain 0 + 1 + 2

100kHz PSD Reference Level

Channel 03 (2422MHz)

Low Band Edge

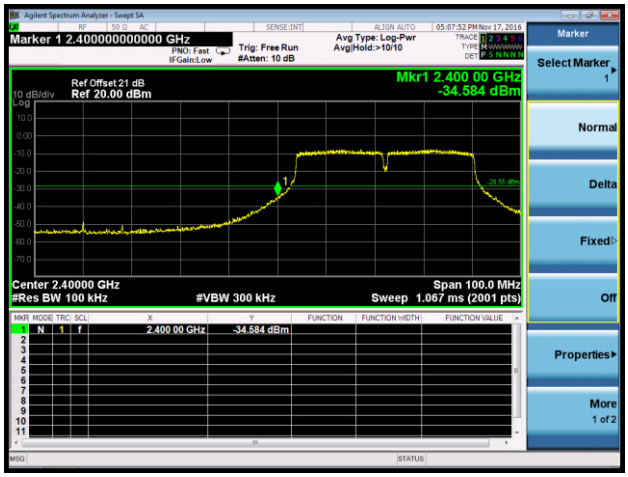

Spurious Emission

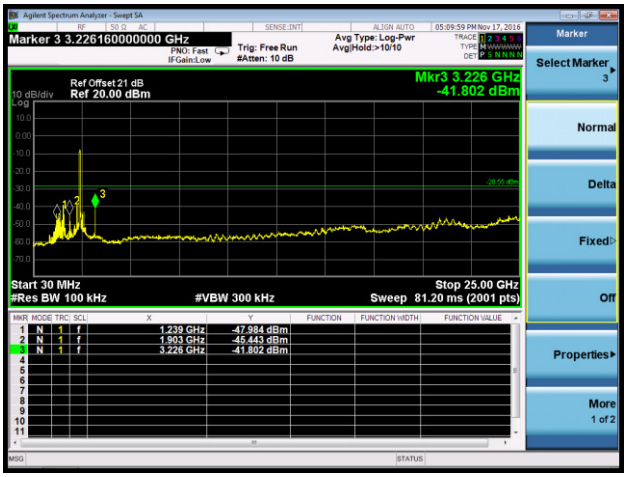

Channel 06 (2437MHz)

Spurious Emission

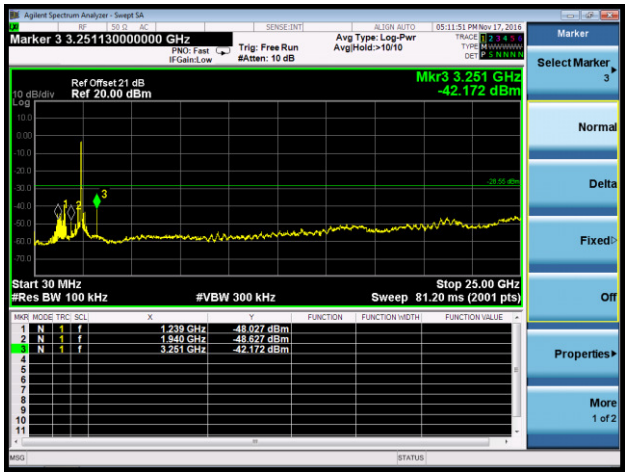

Channel 9 (2452MHz)	
High Band Edge	**Spurious Emission**
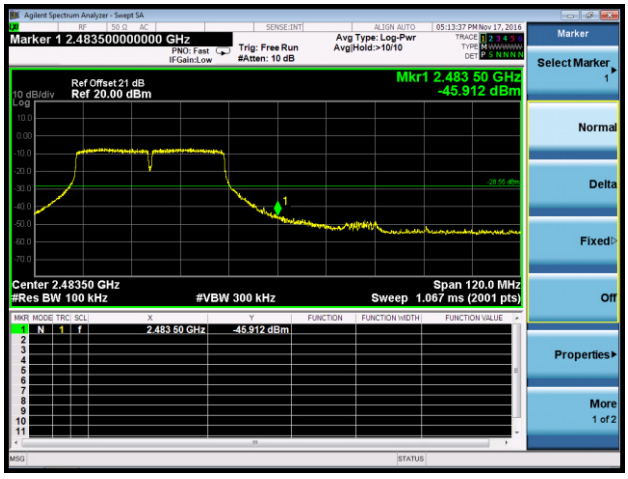	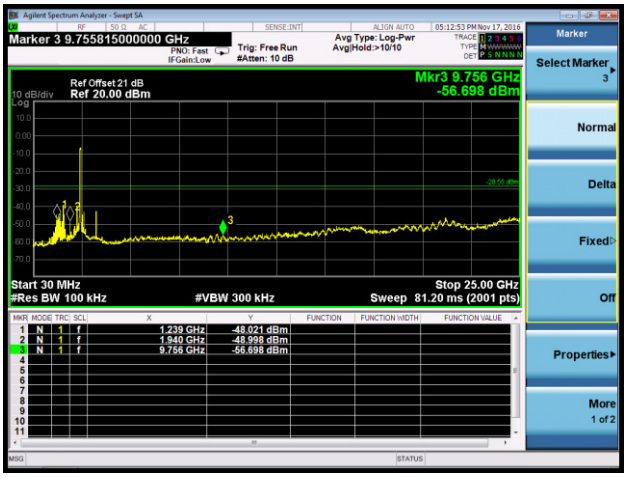

7.6. Radiated Spurious Emission Measurement

7.6.1. Test Limit

All out of band emissions appearing in a restricted band as specified in Section 15.205 of the Title 47 CFR must not exceed the limits shown in Table per Section 15.209.

FCC Part 15 Subpart C Paragraph 15.209		
Frequency [MHz]	Field Strength [V/m]	Measured Distance [Meters]
0.009 - 0.490	2400/F (kHz)	300
0.490 - 1.705	24000/F (kHz)	30
1.705 - 30	30	30
30 - 88	100	3
88 - 216	150	3
216 - 960	200	3
Above 960	500	3

7.6.2. Test Procedure Used

KDB 558074 D01v03r05 - Section 12.2.3 (quasi-peak measurements)

KDB 558074 D01v03r05 - Section 12.2.4 (peak power measurements)

KDB 558074 D01v03r05 - Section 12.2.5 (average power measurements)

7.6.3. Test Setting

Peak Field Strength Measurements

1. Analyzer center frequency was set to the frequency of the radiated spurious emission of interest
2. RBW = as specified in Table 1
3. VBW = 3MHz
4. Detector = peak

5. Sweep time = auto couple
6. Trace mode = max hold
7. Trace was allowed to stabilize

Table 1 - RBW as a function of frequency

Frequency	RBW
9 ~ 150 kHz	200 ~ 300 Hz
0.15 ~ 30 MHz	9 ~ 10 kHz
30 ~ 1000 MHz	100 ~ 120 kHz
> 1000 MHz	1 MHz

Average Field Strength Measurements

1. Analyzer center frequency was set to the frequency of the radiated spurious emission of interest
2. RBW = 1MHz
3. VBW ≥ 1/T
4. De As an alternative, the instrument may be set to linear detector mode. Ensure that video filtering is applied in linear voltage domain (rather than in a log or dB domain). Some instruments require linear display mode in order to accomplish this. Others have a setting for Average-VBW Type, which can be set to “Voltage” regardless of the display mode
5. Detector = Peak
6. Sweep time = auto
7. Trace mode = max hold
8. Allow max hold to run for at least 50 times (1/duty cycle) traces

7.6.4. Test Setup

9kHz ~ 30MHz Test Setup:

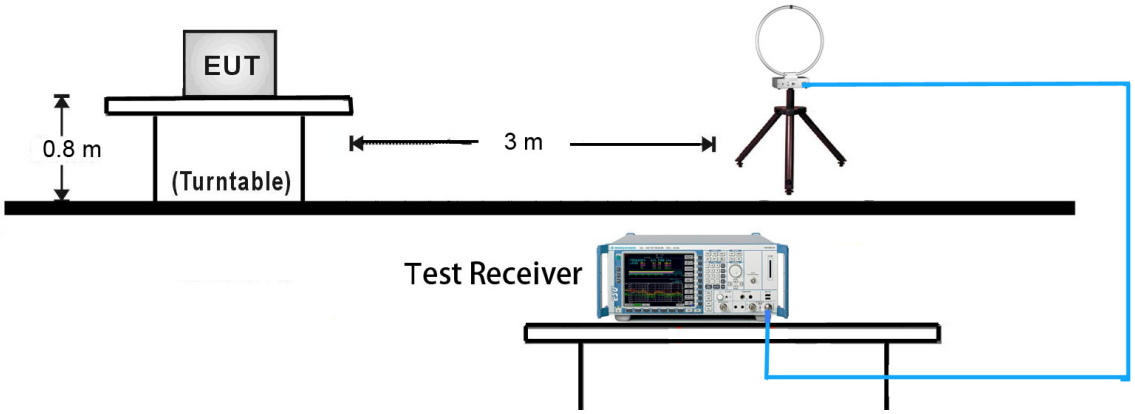

30MHz ~ 1GHz Test Setup:

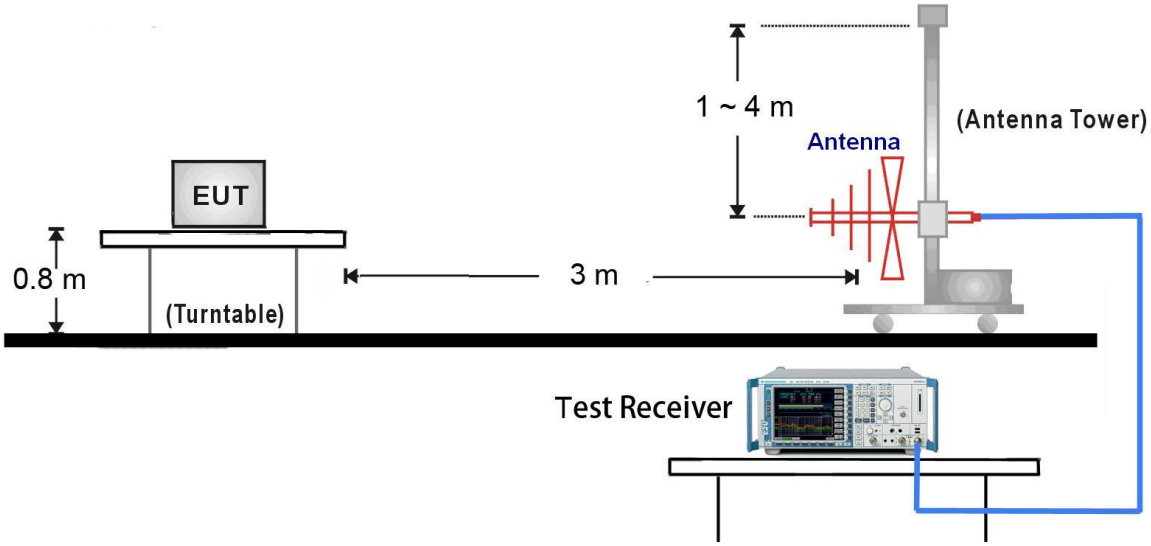

1GHz ~ 18GHz Test Setup:

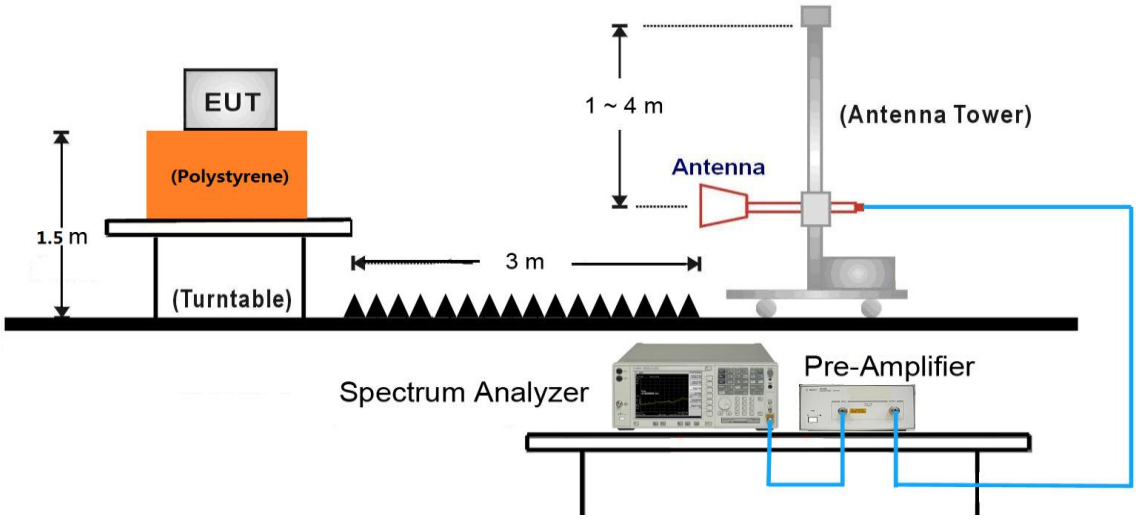

18GHz ~25GHz Test Setup:

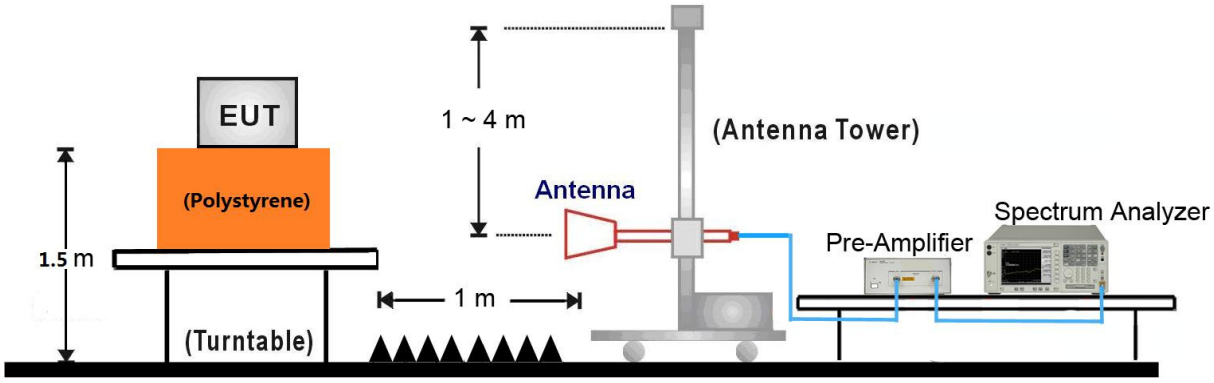

7.6.5. Test Result

Panel Antenna (Gain = 4.5dBi)

Test Mode:	802.11b - Chain 0	Test Site:	AC2
Test Channel:	01	Test Engineer:	Snake Ni
Remark:	1. Average measurement was not performed if peak level lower than average limit. 2. Other frequency was 20dB below limit line within 1-18GHz, there is not show in the report.		

Mark	Frequency (MHz)	Reading Level (dBμV)	Factor (dB)	Measure Level (dBμV/m)	Limit (dBμV/m)	Margin (dB)	Detector	Polarization
	4264.0	36.4	0.9	37.3	74.0	-36.7	Peak	Horizontal
	4825.0	42.6	2.7	45.3	74.0	-28.7	Peak	Horizontal
*	7239.0	43.6	10.6	54.2	80.9	-26.7	Peak	Horizontal
*	8735.0	33.8	11.6	45.4	80.9	-35.5	Peak	Horizontal
	4264.0	37.1	0.9	38.0	74.0	-36.0	Peak	Vertical
	4825.0	50.5	2.7	53.2	54.0	-0.8	Average	Vertical
	4825.0	52.9	2.7	55.6	74.0	-18.4	Peak	Vertical
*	7239.0	46.7	10.6	57.3	80.9	-23.6	Peak	Vertical
*	8616.0	35.0	11.2	46.2	80.9	-34.7	Peak	Vertical

Note 1: "*" is not in restricted band, its limit is 30dBc of the fundamental emission level (110.9dBμV/m) or 15.209 which is higher.

Note 2: Measure Level (dBμV/m) = Reading Level (dBμV) + Factor (dB)

Factor (dB) = Cable Loss (dB) + Antenna Factor (dB/m) - Pre_Amplifier Gain (dB)

Test Mode:	802.11b - Chain 0	Test Site:	AC2
Test Channel:	06	Test Engineer:	Snake Ni
Remark:	1. Average measurement was not performed if peak level lower than average limit. 2. Other frequency was 20dB below limit line within 1-18GHz, there is not show in the report.		

Mark	Frequency (MHz)	Reading Level (dBμV)	Factor (dB)	Measure Level (dBμV/m)	Limit (dBμV/m)	Margin (dB)	Detector	Polarization
	4876.0	43.1	2.6	45.7	74.0	-28.3	Peak	Horizontal
	7307.0	43.6	10.7	54.3	74.0	-19.7	Peak	Horizontal
	7307.0	38.8	10.7	49.5	54.0	-4.5	Average	Horizontal
*	8658.5	34.7	11.1	45.8	81.8	-36.0	Peak	Horizontal
*	10137.5	34.7	13.7	48.4	81.8	-33.4	Peak	Horizontal
	4876.0	49.2	2.6	51.8	54.0	-2.2	Average	Vertical
	4876.0	51.9	2.6	54.5	74.0	-19.5	Peak	Vertical
	7307.0	47.2	10.7	57.9	74.0	-16.1	Peak	Vertical
	7307.0	42.6	10.7	53.3	54.0	-0.7	Average	Vertical
*	8735.0	34.1	11.6	45.7	81.8	-36.1	Peak	Vertical
*	10129.0	34.8	13.6	48.4	81.8	-33.4	Peak	Vertical

Note 1: "*" is not in restricted band, its limit is 30dBc of the fundamental emission level (111.8dBμV/m) or 15.209 which is higher.

Note 2: Measure Level (dBμV/m) = Reading Level (dBμV) + Factor (dB)

Factor (dB) = Cable Loss (dB) + Antenna Factor (dB/m) - Pre_Amplifier Gain (dB)

Test Mode:	802.11b - Chain 0	Test Site:	AC2
Test Channel:	11	Test Engineer:	Snake Ni
Remark:	1. Average measurement was not performed if peak level lower than average limit. 2. Other frequency was 20dB below limit line within 1-18GHz, there is not show in the report.		

Mark	Frequency (MHz)	Reading Level (dBμV)	Factor (dB)	Measure Level (dBμV/m)	Limit (dBμV/m)	Margin (dB)	Detector	Polarization
	4927.0	42.1	2.6	44.7	74.0	-29.3	Peak	Horizontal
	7383.5	44.1	10.7	54.8	74.0	-19.2	Peak	Horizontal
	7383.5	39.9	10.7	50.6	54.0	-3.4	Average	Horizontal
*	8769.0	34.6	11.8	46.4	81.4	-35.0	Peak	Horizontal
*	10137.5	34.6	13.7	48.3	81.4	-33.1	Peak	Horizontal
	4927.0	48.7	2.6	51.3	74.0	-22.7	Peak	Vertical
	7383.5	46.8	10.7	57.5	74.0	-16.5	Peak	Vertical
	7383.5	42.5	10.7	53.2	54.0	-0.8	Average	Vertical
*	8658.5	34.7	11.1	45.8	81.4	-35.6	Peak	Vertical
*	10137.5	34.6	13.7	48.3	81.4	-33.1	Peak	Vertical

Note 1: "*" is not in restricted band, its limit is 30dBc of the fundamental emission level (111.4dBμV/m) or 15.209 which is higher.

Note 2: Measure Level (dBμV/m) = Reading Level (dBμV) + Factor (dB)

Factor (dB) = Cable Loss (dB) + Antenna Factor (dB/m) - Pre_Amplifier Gain (dB)

Test Mode:	802.11g - Chain 0	Test Site:	AC2
Test Channel:	01	Test Engineer:	Snake Ni
Remark:	1. Average measurement was not performed if peak level lower than average limit. 2. Other frequency was 20dB below limit line within 1-18GHz, there is not show in the report.		

Mark	Frequency (MHz)	Reading Level (dBμV)	Factor (dB)	Measure Level (dBμV/m)	Limit (dBμV/m)	Margin (dB)	Detector	Polarization
	4255.5	36.6	0.8	37.4	74.0	-36.6	Peak	Horizontal
	4816.5	41.0	2.6	43.6	74.0	-30.4	Peak	Horizontal
*	7239.0	44.0	10.6	54.6	78.1	-23.5	Peak	Horizontal
*	8769.0	34.6	11.8	46.4	78.1	-31.7	Peak	Horizontal
	4255.5	36.6	0.8	37.4	74.0	-36.6	Peak	Vertical
	4825.0	49.6	2.7	52.3	74.0	-21.7	Peak	Vertical
*	7222.0	46.2	10.7	56.9	78.1	-21.2	Peak	Vertical
*	10180.0	34.1	14.3	48.4	78.1	-29.7	Peak	Vertical

Note 1: "*" is not in restricted band, its limit is 30dBc of the fundamental emission level (108.1dBμV/m) or 15.209 which is higher.

Note 2: Measure Level (dBμV/m) = Reading Level (dBμV) + Factor (dB)

Factor (dB) = Cable Loss (dB) + Antenna Factor (dB/m) - Pre_Amplifier Gain (dB)

Test Mode:	802.11g - Chain 0	Test Site:	AC2
Test Channel:	06	Test Engineer:	Snake Ni
Remark:	1. Average measurement was not performed if peak level lower than average limit. 2. Other frequency was 20dB below limit line within 1-18GHz, there is not show in the report.		

Mark	Frequency (MHz)	Reading Level (dBμV)	Factor (dB)	Measure Level (dBμV/m)	Limit (dBμV/m)	Margin (dB)	Detector	Polarization
	4876.0	49.6	2.6	52.2	74.0	-21.8	Peak	Horizontal
	7310.9	35.7	10.7	46.4	54.0	-7.6	Average	Horizontal
	7310.9	47.2	10.7	57.9	74.0	-16.1	Peak	Horizontal
*	9755.0	46.8	13.0	59.8	82.8	-23.0	Peak	Horizontal
*	10180.0	34.1	14.3	48.4	82.8	-34.4	Peak	Horizontal
	4876.0	57.2	2.6	59.8	74.0	-14.2	Peak	Vertical
	4876.0	46.2	2.6	48.8	54.0	-5.2	Average	Vertical
	7298.5	51.3	10.7	62.0	74.0	-12.0	Peak	Vertical
	7298.5	41.3	10.7	52.0	54.0	-2.0	Average	Vertical
*	9738.0	45.5	12.5	58.0	82.8	-24.8	Peak	Vertical
*	10290.5	33.2	14.7	47.9	82.8	-34.9	Peak	Vertical

Note 1: "*" is not in restricted band, its limit is 30dBc of the fundamental emission level (112.8dBμV/m) or 15.209 which is higher.

Note 2: Measure Level (dBμV/m) = Reading Level (dBμV) + Factor (dB)

Factor (dB) = Cable Loss (dB) + Antenna Factor (dB/m) - Pre_Amplifier Gain (dB)

Test Mode:	802.11g - Chain 0	Test Site:	AC2
Test Channel:	11	Test Engineer:	Snake Ni
Remark:	1. Average measurement was not performed if peak level lower than average limit. 2. Other frequency was 20dB below limit line within 1-18GHz, there is not show in the report.		

Mark	Frequency (MHz)	Reading Level (dBμV)	Factor (dB)	Measure Level (dBμV/m)	Limit (dBμV/m)	Margin (dB)	Detector	Polarization
	4927.0	39.0	2.6	41.6	74.0	-32.4	Peak	Horizontal
	7400.4	34.5	10.8	45.3	54.0	-8.7	Average	Horizontal
	7400.4	44.0	10.8	54.8	74.0	-19.2	Peak	Horizontal
*	8777.5	33.4	11.9	45.3	78.5	-33.2	Peak	Horizontal
*	10290.5	33.2	14.7	47.9	78.5	-30.6	Peak	Horizontal
	4918.5	45.7	2.6	48.3	74.0	-25.7	Peak	Vertical
	7392.0	44.9	10.7	55.6	74.0	-18.4	Peak	Vertical
	7392.0	34.3	10.7	45.0	54.0	-9.0	Average	Vertical
*	8777.5	33.4	11.9	45.3	78.5	-33.2	Peak	Vertical
*	10205.5	34.3	14.0	48.3	78.5	-30.2	Peak	Vertical

Note 1: "*" is not in restricted band, its limit is 30dBc of the fundamental emission level (108.5dBμV/m) or 15.209 which is higher.

Note 2: Measure Level (dBμV/m) = Reading Level (dBμV) + Factor (dB)

Factor (dB) = Cable Loss (dB) + Antenna Factor (dB/m) - Pre_Amplifier Gain (dB)

Test Mode:	802.11b - Chain 1	Test Site:	AC2
Test Channel:	01	Test Engineer:	Snake Ni
Remark:	1. Average measurement was not performed if peak level lower than average limit. 2. Other frequency was 20dB below limit line within 1-18GHz, there is not show in the report.		

Mark	Frequency (MHz)	Reading Level (dBμV)	Factor (dB)	Measure Level (dBμV/m)	Limit (dBμV/m)	Margin (dB)	Detector	Polarization
	4196.0	37.0	0.6	37.6	74.0	-36.4	Peak	Horizontal
	4825.0	45.5	2.7	48.2	74.0	-25.8	Peak	Horizontal
*	7239.0	44.4	10.6	55.0	84.3	-29.3	Peak	Horizontal
*	10222.5	34.2	14.3	48.5	84.3	-35.8	Peak	Horizontal
	4204.5	36.4	0.8	37.2	74.0	-36.8	Peak	Vertical
	4824.0	50.2	2.6	52.8	54.0	-1.2	Average	Vertical
	4824.0	52.5	2.6	55.1	74.0	-18.9	Peak	Vertical
*	7239.0	50.2	10.6	60.8	84.3	-23.5	Peak	Vertical
*	8845.5	34.4	11.7	46.1	84.3	-38.2	Peak	Vertical

Note 1: "*" is not in restricted band, its limit is 30dBc of the fundamental emission level (114.3dBμV/m) or 15.209 which is higher.

Note 2: Measure Level (dBμV/m) = Reading Level (dBμV) + Factor (dB)

Factor (dB) = Cable Loss (dB) + Antenna Factor (dB/m) - Pre_Amplifier Gain (dB)

Test Mode:	802.11b – Chain 1	Test Site:	AC2
Test Channel:	06	Test Engineer:	Snake Ni
Remark:	1. Average measurement was not performed if peak level lower than average limit. 2. Other frequency was 20dB below limit line within 1-18GHz, there is not show in the report.		

Mark	Frequency (MHz)	Reading Level (dBμV)	Factor (dB)	Measure Level (dBμV/m)	Limit (dBμV/m)	Margin (dB)	Detector	Polarization
	4876.0	43.6	2.6	46.2	74.0	-27.8	Peak	Horizontal
	7315.5	42.9	10.7	53.6	74.0	-20.4	Peak	Horizontal
*	8607.5	35.3	11.1	46.4	85.6	-39.2	Peak	Horizontal
*	10171.5	34.2	14.0	48.2	85.6	-37.4	Peak	Horizontal
	4876.0	43.6	2.6	46.2	74.0	-27.8	Peak	Vertical
	7307.0	45.2	10.7	55.9	74.0	-18.1	Peak	Vertical
	7307.0	41.8	10.7	52.5	54.0	-1.5	Average	Vertical
*	8837.0	31.7	11.6	43.3	85.6	-42.3	Peak	Vertical
*	10180.0	32.0	14.3	46.3	85.6	-39.3	Peak	Vertical

Note 1: "*" is not in restricted band, its limit is 30dBc of the fundamental emission level (115.6dBμV/m) or 15.209 which is higher.

Note 2: Measure Level (dBμV/m) = Reading Level (dBμV) + Factor (dB)

Factor (dB) = Cable Loss (dB) + Antenna Factor (dB/m) - Pre_Amplifier Gain (dB)

Test Mode:	802.11b - Chain 1	Test Site:	AC2
Test Channel:	11	Test Engineer:	Snake Ni
Remark:	1. Average measurement was not performed if peak level lower than average limit. 2. Other frequency was 20dB below limit line within 1-18GHz, there is not show in the report.		

Mark	Frequency (MHz)	Reading Level (dBμV)	Factor (dB)	Measure Level (dBμV/m)	Limit (dBμV/m)	Margin (dB)	Detector	Polarization
	4927.0	44.0	2.6	46.6	74.0	-27.4	Peak	Horizontal
	7383.5	45.6	10.7	56.3	74.0	-17.7	Peak	Horizontal
	7383.5	41.0	10.7	51.7	54.0	-2.3	Average	Horizontal
*	8828.5	34.2	11.6	45.8	84.7	-38.9	Peak	Horizontal
*	10231.0	36.2	14.4	50.6	84.7	-34.1	Peak	Horizontal
	4927.0	50.7	2.6	53.3	74.0	-20.7	Peak	Vertical
	7383.5	46.0	10.7	56.7	74.0	-17.3	Peak	Vertical
	7383.5	42.1	10.7	52.8	54.0	-1.2	Average	Vertical
*	8811.5	34.1	11.7	45.8	84.7	-38.9	Peak	Vertical
*	10299.0	33.6	14.8	48.4	84.7	-36.3	Peak	Vertical

Note 1: "*" is not in restricted band, its limit is 30dBc of the fundamental emission level (114.7dBμV/m) or 15.209 which is higher.

Note 2: Measure Level (dBμV/m) = Reading Level (dBμV) + Factor (dB)

Factor (dB) = Cable Loss (dB) + Antenna Factor (dB/m) - Pre_Amplifier Gain (dB)

Test Mode:	802.11g - Chain 1	Test Site:	AC2
Test Channel:	01	Test Engineer:	Snake Ni
Remark:	1. Average measurement was not performed if peak level lower than average limit. 2. Other frequency was 20dB below limit line within 1-18GHz, there is not show in the report.		

Mark	Frequency (MHz)	Reading Level (dBμV)	Factor (dB)	Measure Level (dBμV/m)	Limit (dBμV/m)	Margin (dB)	Detector	Polarization
	4255.5	36.1	0.8	36.9	74.0	-37.1	Peak	Horizontal
	4816.5	39.5	2.6	42.1	74.0	-31.9	Peak	Horizontal
*	7239.0	45.0	10.6	55.6	80.5	-24.9	Peak	Horizontal
*	10273.5	33.6	14.4	48.0	80.5	-32.5	Peak	Horizontal
	4255.5	35.9	0.8	36.7	74.0	-37.3	Peak	Vertical
	4825.0	47.4	2.7	50.1	74.0	-23.9	Peak	Vertical
*	7239.0	48.9	10.6	59.5	80.5	-21.0	Peak	Vertical
*	10222.5	33.8	14.3	48.1	80.5	-32.4	Peak	Vertical

Note 1: "*" is not in restricted band, its limit is 30dBc of the fundamental emission level (110.5dBμV/m) or 15.209 which is higher.

Note 2: Measure Level (dBμV/m) = Reading Level (dBμV) + Factor (dB)

Factor (dB) = Cable Loss (dB) + Antenna Factor (dB/m) - Pre_Amplifier Gain (dB)

Test Mode:	802.11g - Chain 1	Test Site:	AC2
Test Channel:	06	Test Engineer:	Snake Ni
Remark:	1. Average measurement was not performed if peak level lower than average limit. 2. Other frequency was 20dB below limit line within 1-18GHz, there is not show in the report.		

Mark	Frequency (MHz)	Reading Level (dBμV)	Factor (dB)	Measure Level (dBμV/m)	Limit (dBμV/m)	Margin (dB)	Detector	Polarization
	4876.0	50.5	2.6	53.1	74.0	-20.9	Peak	Horizontal
	7315.5	37.1	10.7	47.8	54.0	-6.2	Average	Horizontal
	7315.5	51.0	10.7	61.7	74.0	-12.3	Peak	Horizontal
*	8743.5	34.0	11.7	45.7	86.3	-40.6	Peak	Horizontal
*	10171.5	34.3	14.0	48.3	86.3	-38.0	Peak	Horizontal
	4884.5	44.0	2.6	46.6	54.0	-7.4	Average	Vertical
	4884.5	57.4	2.7	60.1	74.0	-13.9	Peak	Vertical
	7315.5	43.0	10.7	53.7	54.0	-0.3	Average	Vertical
	7315.5	52.6	10.7	63.3	74.0	-10.7	Peak	Vertical
*	8769.0	34.1	11.8	45.9	86.3	-40.4	Peak	Vertical
*	9746.5	43.3	12.7	56.0	86.3	-30.3	Peak	Vertical

Note 1: "*" is not in restricted band, its limit is 30dBc of the fundamental emission level (116.3dBμV/m) or 15.209 which is higher.

Note 2: Measure Level (dBμV/m) = Reading Level (dBμV) + Factor (dB)

Factor (dB) = Cable Loss (dB) + Antenna Factor (dB/m) - Pre_Amplifier Gain (dB)

Test Mode:	802.11g - Chain 1	Test Site:	AC2
Test Channel:	11	Test Engineer:	Snake Ni
Remark:	1. Average measurement was not performed if peak level lower than average limit. 2. Other frequency was 20dB below limit line within 1-18GHz, there is not show in the report.		

Mark	Frequency (MHz)	Reading Level (dBμV)	Factor (dB)	Measure Level (dBμV/m)	Limit (dBμV/m)	Margin (dB)	Detector	Polarization
	4918.5	40.7	2.6	43.3	74.0	-30.7	Peak	Horizontal
	7400.5	49.1	10.8	59.9	74.0	-14.1	Peak	Horizontal
	7400.5	32.2	10.8	43.0	54.0	-11.0	Average	Horizontal
*	8862.5	33.9	11.6	45.5	81.9	-36.4	Peak	Horizontal
*	10231.0	34.2	14.4	48.6	81.9	-33.3	Peak	Horizontal
	4918.5	47.0	2.6	49.6	74.0	-24.4	Peak	Vertical
	7375.0	51.4	10.8	62.2	74.0	-11.8	Peak	Vertical
	7375.0	36.6	10.7	47.3	54.0	-6.7	Average	Vertical
*	10171.5	33.9	14.0	47.9	81.9	-34.0	Peak	Vertical
*	14821.0	36.9	20.7	57.6	81.9	-24.3	Peak	Vertical

Note 1: "*" is not in restricted band, its limit is 30dBc of the fundamental emission level (111.9dBμV/m) or 15.209 which is higher.

Note 2: Measure Level (dBμV/m) = Reading Level (dBμV) + Factor (dB)

Factor (dB) = Cable Loss (dB) + Antenna Factor (dB/m) - Pre_Amplifier Gain (dB)

Test Mode:	802.11b - Chain 2	Test Site:	AC2
Test Channel:	01	Test Engineer:	Snake Ni
Remark:	1. Average measurement was not performed if peak level lower than average limit. 2. Other frequency was 20dB below limit line within 1-18GHz, there is not show in the report.		

Mark	Frequency (MHz)	Reading Level (dBμV)	Factor (dB)	Measure Level (dBμV/m)	Limit (dBμV/m)	Margin (dB)	Detector	Polarization
	4264.0	37.3	0.9	38.2	74.0	-35.8	Peak	Horizontal
	4825.0	42.4	2.7	45.1	74.0	-28.9	Peak	Horizontal
*	7239.0	39.7	10.6	50.3	86.2	-35.9	Peak	Horizontal
*	8820.0	34.1	11.7	45.8	86.2	-40.4	Peak	Horizontal
	4612.5	36.0	2.3	38.3	74.0	-35.7	Peak	Vertical
	4825.0	39.3	2.7	42.0	74.0	-32.0	Peak	Vertical
	7235.2	41.9	10.7	52.6	54.0	-1.4	Average	Vertical
*	7235.2	47.3	10.7	58.0	86.2	-28.2	Peak	Vertical
*	8718.0	34.7	11.4	46.1	86.2	-40.1	Peak	Vertical

Note 1: "*" is not in restricted band, its limit is 30dBc of the fundamental emission level (116.2dBμV/m) or 15.209 which is higher.

Note 2: Measure Level (dBμV/m) = Reading Level (dBμV) + Factor (dB)

Factor (dB) = Cable Loss (dB) + Antenna Factor (dB/m) - Pre_Amplifier Gain (dB)

Test Mode:	802.11b - Chain 2	Test Site:	AC2
Test Channel:	06	Test Engineer:	Snake Ni
Remark:	1. Average measurement was not performed if peak level lower than average limit. 2. Other frequency was 20dB below limit line within 1-18GHz, there is not show in the report.		

Mark	Frequency (MHz)	Reading Level (dBμV)	Factor (dB)	Measure Level (dBμV/m)	Limit (dBμV/m)	Margin (dB)	Detector	Polarization
	4876.0	43.4	2.6	46.0	74.0	-28.0	Peak	Horizontal
	7307.0	38.4	10.7	49.1	74.0	-24.9	Peak	Horizontal
*	8539.5	34.4	11.0	45.4	86.6	-41.2	Peak	Horizontal
*	10146.0	34.9	13.8	48.7	86.6	-37.9	Peak	Horizontal
	4876.0	48.3	2.6	50.9	74.0	-23.1	Peak	Vertical
	7307.0	46.6	10.7	57.3	74.0	-16.7	Peak	Vertical
	7307.0	41.6	10.7	52.3	54.0	-1.7	Average	Vertical
*	8607.5	34.5	11.1	45.6	86.6	-41.0	Peak	Vertical
*	10171.5	35.3	14.0	49.3	86.6	-37.3	Peak	Vertical

Note 1: "*" is not in restricted band, its limit is 30dBc of the fundamental emission level (116.6dBμV/m) or 15.209 which is higher.

Note 2: Measure Level (dBμV/m) = Reading Level (dBμV) + Factor (dB)

Factor (dB) = Cable Loss (dB) + Antenna Factor (dB/m) - Pre_Amplifier Gain (dB)

Test Mode:	802.11b - Chain 2	Test Site:	AC2
Test Channel:	11	Test Engineer:	Snake Ni
Remark:	1. Average measurement was not performed if peak level lower than average limit. 2. Other frequency was 20dB below limit line within 1-18GHz, there is not show in the report.		

Mark	Frequency (MHz)	Reading Level (dBμV)	Factor (dB)	Measure Level (dBμV/m)	Limit (dBμV/m)	Margin (dB)	Detector	Polarization
	4927.0	40.9	2.6	43.5	74.0	-30.5	Peak	Horizontal
	7383.5	38.9	10.7	49.6	74.0	-24.4	Peak	Horizontal
*	10375.5	34.2	14.9	49.1	84.7	-35.6	Peak	Horizontal
*	14226.0	35.5	21.3	56.8	84.7	-27.9	Peak	Horizontal
	4927.0	42.1	2.6	44.7	74.0	-29.3	Peak	Vertical
	7383.5	47.1	10.7	57.8	74.0	-16.2	Peak	Vertical
	7383.5	42.7	10.7	53.4	54.0	-0.6	Average	Vertical
*	8769.0	33.8	11.8	45.6	84.7	-39.1	Peak	Vertical
*	10316.0	33.3	14.7	48.0	84.7	-36.7	Peak	Vertical

Note 1: "*" is not in restricted band, its limit is 30dBc of the fundamental emission level (114.7dBμV/m) or 15.209 which is higher.

Note 2: Measure Level (dBμV/m) = Reading Level (dBμV) + Factor (dB)

Factor (dB) = Cable Loss (dB) + Antenna Factor (dB/m) - Pre_Amplifier Gain (dB)

Test Mode:	802.11g - Chain 2	Test Site:	AC2
Test Channel:	01	Test Engineer:	Snake Ni
Remark:	1. Average measurement was not performed if peak level lower than average limit. 2. Other frequency was 20dB below limit line within 1-18GHz, there is not show in the report.		

Mark	Frequency (MHz)	Reading Level (dBμV)	Factor (dB)	Measure Level (dBμV/m)	Limit (dBμV/m)	Margin (dB)	Detector	Polarization
	4264.0	36.8	0.9	37.7	74.0	-36.3	Peak	Horizontal
	4850.5	36.0	2.7	38.7	74.0	-35.3	Peak	Horizontal
*	7239.0	40.9	10.6	51.5	81.2	-29.7	Peak	Horizontal
*	14821.0	37.0	20.7	57.7	81.2	-23.5	Peak	Horizontal
	4272.5	37.7	0.8	38.5	74.0	-35.5	Peak	Vertical
	4825.0	45.5	2.7	48.2	74.0	-25.8	Peak	Vertical
*	7239.0	45.1	10.6	55.7	81.2	-25.5	Peak	Vertical
*	8531.0	35.2	11.0	46.2	81.2	-35.0	Peak	Vertical

Note 1: "*" is not in restricted band, its limit is 30dBc of the fundamental emission level (111.2dBμV/m) or 15.209 which is higher.

Note 2: Measure Level (dBμV/m) = Reading Level (dBμV) + Factor (dB)

Factor (dB) = Cable Loss (dB) + Antenna Factor (dB/m) - Pre_Amplifier Gain (dB)

Test Mode:	802.11g - Chain 2	Test Site:	AC2
Test Channel:	06	Test Engineer:	Snake Ni
Remark:	1. Average measurement was not performed if peak level lower than average limit. 2. Other frequency was 20dB below limit line within 1-18GHz, there is not show in the report.		

Mark	Frequency (MHz)	Reading Level (dBμV)	Factor (dB)	Measure Level (dBμV/m)	Limit (dBμV/m)	Margin (dB)	Detector	Polarization
	4833.5	39.3	2.8	42.1	74.0	-31.9	Peak	Horizontal
	7230.5	40.4	10.7	51.1	74.0	-22.9	Peak	Horizontal
*	8837.0	35.0	11.6	46.6	86.7	-40.1	Peak	Horizontal
*	10120.5	34.8	13.5	48.3	86.7	-38.4	Peak	Horizontal
	4816.5	45.7	2.6	48.3	74.0	-25.7	Peak	Vertical
	7311.0	47.2	10.7	57.9	74.0	-16.1	Peak	Vertical
	7311.0	32.2	10.6	42.8	54.0	-11.2	Average	Vertical
*	8616.0	35.1	11.2	46.3	86.7	-40.4	Peak	Vertical
*	10188.5	34.3	14.1	48.4	86.7	-38.3	Peak	Vertical

Note 1: "*" is not in restricted band, its limit is 30dBc of the fundamental emission level (116.7dBμV/m) or 15.209 which is higher.

Note 2: Measure Level (dBμV/m) = Reading Level (dBμV) + Factor (dB)

Factor (dB) = Cable Loss (dB) + Antenna Factor (dB/m) - Pre_Amplifier Gain (dB)

Test Mode:	802.11g - Chain 2	Test Site:	AC2
Test Channel:	11	Test Engineer:	Snake Ni
Remark:	1. Average measurement was not performed if peak level lower than average limit. 2. Other frequency was 20dB below limit line within 1-18GHz, there is not show in the report.		

Mark	Frequency (MHz)	Reading Level (dBμV)	Factor (dB)	Measure Level (dBμV/m)	Limit (dBμV/m)	Margin (dB)	Detector	Polarization
	4918.5	42.8	2.6	45.4	74.0	-28.6	Peak	Horizontal
	7383.5	44.6	10.7	55.3	74.0	-18.7	Peak	Horizontal
	7383.5	31.8	10.7	42.5	54.0	-11.5	Average	Horizontal
*	8633.0	34.6	11.2	45.8	81.7	-35.9	Peak	Horizontal
*	10358.5	33.2	14.9	48.1	81.7	-33.6	Peak	Horizontal
	4918.5	50.8	2.6	53.4	74.0	-20.6	Peak	Vertical
	7386.9	39.7	10.7	50.4	54.0	-3.6	Average	Vertical
	7386.9	50.5	10.7	61.2	74.0	-12.8	Peak	Vertical
*	8837.0	35.0	11.6	46.6	81.7	-35.1	Peak	Vertical
*	10222.5	34.0	14.3	48.3	81.7	-33.4	Peak	Vertical

Note 1: "*" is not in restricted band, its limit is 30dBc of the fundamental emission level (111.7dBμV/m) or 15.209 which is higher.

Note 2: Measure Level (dBμV/m) = Reading Level (dBμV) + Factor (dB)

Factor (dB) = Cable Loss (dB) + Antenna Factor (dB/m) - Pre_Amplifier Gain (dB)

Test Mode:	802.11n-HT20 - Chain 0 + 1	Test Site:	AC2
Test Channel:	01	Test Engineer:	Snake Ni
Remark:	1. Average measurement was not performed if peak level lower than average limit. 2. Other frequency was 20dB below limit line within 1-18GHz, there is not show in the report.		

Mark	Frequency (MHz)	Reading Level (dBμV)	Factor (dB)	Measure Level (dBμV/m)	Limit (dBμV/m)	Margin (dB)	Detector	Polarization
	4238.5	37.0	0.7	37.7	74.0	-36.3	Peak	Horizontal
	4833.5	37.9	2.8	40.7	74.0	-33.3	Peak	Horizontal
*	7222.0	38.1	10.7	48.8	80.7	-31.9	Peak	Horizontal
*	8616.0	33.7	11.2	44.9	80.7	-35.8	Peak	Horizontal
	4281.0	36.8	0.8	37.6	74.0	-36.4	Peak	Vertical
	4825.0	45.2	2.7	47.9	74.0	-26.1	Peak	Vertical
*	7247.5	43.7	10.7	54.4	80.7	-26.3	Peak	Vertical
*	8862.5	34.3	11.6	45.9	80.7	-34.8	Peak	Vertical

Note 1: "*" is not in restricted band, its limit is 30dBc of the fundamental emission level (110.7dBμV/m) or 15.209 which is higher.

Note 2: Measure Level (dBμV/m) = Reading Level (dBμV) + Factor (dB)

Factor (dB) = Cable Loss (dB) + Antenna Factor (dB/m) - Pre_Amplifier Gain (dB)

Test Mode:	802.11n-HT20 - Chain 0 + 1	Test Site:	AC2
Test Channel:	06	Test Engineer:	Snake Ni
Remark:	1. Average measurement was not performed if peak level lower than average limit. 2. Other frequency was 20dB below limit line within 1-18GHz, there is not show in the report.		

Mark	Frequency (MHz)	Reading Level (dBμV)	Factor (dB)	Measure Level (dBμV/m)	Limit (dBμV/m)	Margin (dB)	Detector	Polarization
	4867.5	52.3	2.6	54.9	74.0	-19.1	Peak	Horizontal
	4867.5	37.4	2.6	40.0	54.0	-14.0	Average	Horizontal
	7298.5	48.0	10.7	58.7	74.0	-15.3	Peak	Horizontal
	7298.5	35.0	10.7	45.7	54.0	-8.3	Average	Horizontal
*	8667.0	34.3	11.3	45.6	86.9	-41.3	Peak	Horizontal
*	9755.0	40.4	13.0	53.4	86.9	-33.5	Peak	Horizontal
	4875.5	44.3	2.6	46.9	54.0	-7.1	Average	Vertical
	4875.5	58.7	2.6	61.3	74.0	-12.7	Peak	Vertical
	7313.8	39.8	10.7	50.5	54.0	-3.5	Average	Vertical
	7313.8	51.3	10.7	62.0	74.0	-12.0	Peak	Vertical
*	8667.0	34.1	11.3	45.4	86.9	-41.5	Peak	Vertical
*	9755.0	43.3	13.0	56.3	86.9	-30.6	Peak	Vertical

Note 1: "*" is not in restricted band, its limit is 30dBc of the fundamental emission level (116.9dBμV/m) or 15.209 which is higher.

Note 2: Measure Level (dBμV/m) = Reading Level (dBμV) + Factor (dB)

Factor (dB) = Cable Loss (dB) + Antenna Factor (dB/m) - Pre_Amplifier Gain (dB)

Test Mode:	802.11n-HT20 - Chain 0 + 1	Test Site:	AC2
Test Channel:	11	Test Engineer:	Snake Ni
Remark:	1. Average measurement was not performed if peak level lower than average limit. 2. Other frequency was 20dB below limit line within 1-18GHz, there is not show in the report.		

Mark	Frequency (MHz)	Reading Level (dBμV)	Factor (dB)	Measure Level (dBμV/m)	Limit (dBμV/m)	Margin (dB)	Detector	Polarization
	4927.0	36.3	2.6	38.9	74.0	-35.1	Peak	Horizontal
	7400.5	39.8	10.8	50.6	74.0	-23.4	Peak	Horizontal
*	9245.0	34.4	12.7	47.1	80.3	-33.2	Peak	Horizontal
*	14778.5	36.1	20.7	56.8	80.3	-23.5	Peak	Horizontal
	4927.0	41.8	2.6	44.4	74.0	-29.6	Peak	Vertical
	7383.5	39.5	10.7	50.2	74.0	-23.8	Peak	Vertical
*	10154.5	34.9	13.8	48.7	80.3	-31.6	Peak	Vertical
*	14166.5	35.7	21.2	56.9	80.3	-23.4	Peak	Vertical

Note 1: "*" is not in restricted band, its limit is 30dBc of the fundamental emission level (110.3dBμV/m) or 15.209 which is higher.

Note 2: Measure Level (dBμV/m) = Reading Level (dBμV) + Factor (dB)

Factor (dB) = Cable Loss (dB) + Antenna Factor (dB/m) - Pre_Amplifier Gain (dB)

Test Mode:	802.11n-HT40 - Chain 0 + 1	Test Site:	AC2
Test Channel:	03	Test Engineer:	Snake Ni
Remark:	1. Average measurement was not performed if peak level lower than average limit. 2. Other frequency was 20dB below limit line within 1-18GHz, there is not show in the report.		

Mark	Frequency (MHz)	Reading Level (dBμV)	Factor (dB)	Measure Level (dBμV/m)	Limit (dBμV/m)	Margin (dB)	Detector	Polarization
	4264.0	36.9	0.9	37.8	74.0	-36.2	Peak	Horizontal
	4842.0	37.2	2.9	40.1	74.0	-33.9	Peak	Horizontal
*	7128.5	34.5	10.3	44.8	75.0	-30.2	Peak	Horizontal
*	13920.0	36.6	20.3	56.9	75.0	-18.1	Peak	Horizontal
	4842.0	40.2	2.9	43.1	74.0	-30.9	Peak	Vertical
	7247.5	37.7	10.7	48.4	74.0	-25.6	Peak	Vertical
*	8845.5	34.7	11.7	46.4	75.0	-28.6	Peak	Vertical
*	10180.0	33.7	14.3	48.0	75.0	-27.0	Peak	Vertical

Note 1: "*" is not in restricted band, its limit is 30dBc of the fundamental emission level (105.0dBμV/m) or 15.209 which is higher.

Note 2: Measure Level (dBμV/m) = Reading Level (dBμV) + Factor (dB)

Factor (dB) = Cable Loss (dB) + Antenna Factor (dB/m) - Pre_Amplifier Gain (dB)

Test Mode:	802.11n-HT40 - Chain 0 + 1	Test Site:	AC2
Test Channel:	06	Test Engineer:	Snake Ni
Remark:	1. Average measurement was not performed if peak level lower than average limit. 2. Other frequency was 20dB below limit line within 1-18GHz, there is not show in the report.		

Mark	Frequency (MHz)	Reading Level (dBμV)	Factor (dB)	Measure Level (dBμV/m)	Limit (dBμV/m)	Margin (dB)	Detector	Polarization
	4893.0	42.1	2.7	44.8	74.0	-29.2	Peak	Horizontal
	7349.5	40.9	10.7	51.6	74.0	-22.4	Peak	Horizontal
*	8837.0	34.0	11.6	45.6	78.0	-32.4	Peak	Horizontal
*	14863.5	37.1	20.2	57.3	78.0	-20.7	Peak	Horizontal
	4893.0	46.3	2.7	49.0	74.0	-25.0	Peak	Vertical
	7349.5	42.4	10.7	53.1	74.0	-20.9	Peak	Vertical
*	8599.0	34.4	11.0	45.4	78.0	-32.6	Peak	Vertical
*	10129.0	34.7	13.6	48.3	78.0	-29.7	Peak	Vertical

Note 1: "*" is not in restricted band, its limit is 30dBc of the fundamental emission level (108.0dBμV/m) or 15.209 which is higher.

Note 2: Measure Level (dBμV/m) = Reading Level (dBμV) + Factor (dB)

Factor (dB) = Cable Loss (dB) + Antenna Factor (dB/m) - Pre_Amplifier Gain (dB)

Test Mode:	802.11n-HT40 - Chain 0 + 1	Test Site:	AC2
Test Channel:	09	Test Engineer:	Snake Ni
Remark:	1. Average measurement was not performed if peak level lower than average limit. 2. Other frequency was 20dB below limit line within 1-18GHz, there is not show in the report.		

Mark	Frequency (MHz)	Reading Level (dBμV)	Factor (dB)	Measure Level (dBμV/m)	Limit (dBμV/m)	Margin (dB)	Detector	Polarization
	4723.0	35.4	2.8	38.2	74.0	-35.8	Peak	Horizontal
	7366.5	40.9	10.7	51.6	74.0	-22.4	Peak	Horizontal
*	10180.0	34.0	14.3	48.3	75.3	-27.0	Peak	Horizontal
*	13928.5	36.7	20.3	57.0	75.3	-18.3	Peak	Horizontal
	4910.0	40.2	2.5	42.7	74.0	-31.3	Peak	Vertical
	7341.0	41.3	10.7	52.0	74.0	-22.0	Peak	Vertical
*	8692.5	34.2	11.3	45.5	75.3	-29.8	Peak	Vertical
*	10316.0	33.4	14.7	48.1	75.3	-27.2	Peak	Vertical

Note 1: "*" is not in restricted band, its limit is 30dBc of the fundamental emission level (105.3dBμV/m) or 15.209 which is higher.

Note 2: Measure Level (dBμV/m) = Reading Level (dBμV) + Factor (dB)

Factor (dB) = Cable Loss (dB) + Antenna Factor (dB/m) - Pre_Amplifier Gain (dB)

Test Mode:	802.11n-HT20 - Chain 0 + 1 + 2	Test Site:	AC2
Test Channel:	01	Test Engineer:	Snake Ni
Remark:	1. Average measurement was not performed if peak level lower than average limit. 2. Other frequency was 20dB below limit line within 1-18GHz, there is not show in the report.		

Mark	Frequency (MHz)	Reading Level (dBμV)	Factor (dB)	Measure Level (dBμV/m)	Limit (dBμV/m)	Margin (dB)	Detector	Polarization
	4825.0	37.0	2.7	39.7	74.0	-34.3	Peak	Horizontal
	7250.5	40.2	10.7	50.9	74.0	-23.1	Peak	Horizontal
*	8828.5	35.3	11.6	46.9	83.2	-36.3	Peak	Horizontal
*	10129.0	34.3	13.6	47.9	83.2	-35.3	Peak	Horizontal
	4825.0	40.9	2.7	43.6	74.0	-30.4	Peak	Vertical
	7230.5	40.6	10.7	51.3	74.0	-22.7	Peak	Vertical
*	8837.0	34.3	11.6	45.9	83.2	-37.3	Peak	Vertical
*	10163.0	34.8	13.8	48.6	83.2	-34.6	Peak	Vertical

Note 1: "*" is not in restricted band, its limit is 30dBc of the fundamental emission level (113.2dBμV/m) or 15.209 which is higher.

Note 2: Measure Level (dBμV/m) = Reading Level (dBμV) + Factor (dB)

Factor (dB) = Cable Loss (dB) + Antenna Factor (dB/m) - Pre_Amplifier Gain (dB)

Test Mode:	802.11n-HT20 - Chain 0 + 1 + 2	Test Site:	AC2
Test Channel:	06	Test Engineer:	Snake Ni
Remark:	1. Average measurement was not performed if peak level lower than average limit. 2. Other frequency was 20dB below limit line within 1-18GHz, there is not show in the report.		

Mark	Frequency (MHz)	Reading Level (dBμV)	Factor (dB)	Measure Level (dBμV/m)	Limit (dBμV/m)	Margin (dB)	Detector	Polarization
	4867.5	51.0	2.6	53.6	74.0	-20.4	Peak	Horizontal
	7307.0	49.5	10.7	60.2	74.0	-13.8	Peak	Horizontal
	7307.0	33.8	10.7	44.5	54.0	-9.5	Average	Horizontal
*	8777.5	34.1	11.9	46.0	90.3	-44.3	Peak	Horizontal
*	9755.0	40.6	13.0	53.6	90.3	-36.7	Peak	Horizontal
	4873.3	46.2	2.6	48.8	54.0	-5.2	Average	Vertical
	4873.3	58.7	2.6	61.3	74.0	-12.7	Peak	Vertical
	7318.0	40.5	10.7	51.2	54.0	-2.8	Average	Vertical
	7318.0	53.1	10.7	63.8	74.0	-10.2	Peak	Vertical
*	8794.5	34.1	11.8	45.9	90.3	-44.4	Peak	Vertical
*	9738.0	44.0	12.5	56.5	90.3	-33.8	Peak	Vertical

Note 1: "*" is not in restricted band, its limit is 30dBc of the fundamental emission level (120.3dBμV/m) or 15.209 which is higher.

Note 2: Measure Level (dBμV/m) = Reading Level (dBμV) + Factor (dB)

Factor (dB) = Cable Loss (dB) + Antenna Factor (dB/m) - Pre_Amplifier Gain (dB)

Test Mode:	802.11n-HT20 - Chain 0 + 1 + 2	Test Site:	AC2
Test Channel:	11	Test Engineer:	Snake Ni
Remark:	1. Average measurement was not performed if peak level lower than average limit. 2. Other frequency was 20dB below limit line within 1-18GHz, there is not show in the report.		

Mark	Frequency (MHz)	Reading Level (dBμV)	Factor (dB)	Measure Level (dBμV/m)	Limit (dBμV/m)	Margin (dB)	Detector	Polarization
	4918.5	38.2	2.6	40.8	74.0	-33.2	Peak	Horizontal
	7383.5	43.4	10.7	54.1	74.0	-19.9	Peak	Horizontal
*	8828.5	34.4	11.6	46.0	82.6	-36.6	Peak	Horizontal
*	10307.5	33.5	14.7	48.2	82.6	-34.4	Peak	Horizontal
	4927.0	44.4	2.6	47.0	74.0	-27.0	Peak	Vertical
	7383.5	45.3	10.7	56.0	74.0	-18.0	Peak	Vertical
	7383.5	31.2	10.7	41.9	54.0	-12.1	Average	Vertical
*	8820.0	34.4	11.7	46.1	82.6	-36.5	Peak	Vertical
*	10299.0	33.5	14.8	48.3	82.6	-34.3	Peak	Vertical

Note 1: "*" is not in restricted band, its limit is 30dBc of the fundamental emission level (112.6dBμV/m) or 15.209 which is higher.

Note 2: Measure Level (dBμV/m) = Reading Level (dBμV) + Factor (dB)

Factor (dB) = Cable Loss (dB) + Antenna Factor (dB/m) - Pre_Amplifier Gain (dB)

Test Mode:	802.11n-HT40 - Chain 0 + 1 + 2	Test Site:	AC2
Test Channel:	03	Test Engineer:	Snake Ni
Remark:	1. Average measurement was not performed if peak level lower than average limit. 2. Other frequency was 20dB below limit line within 1-18GHz, there is not show in the report.		

Mark	Frequency (MHz)	Reading Level (dBμV)	Factor (dB)	Measure Level (dBμV/m)	Limit (dBμV/m)	Margin (dB)	Detector	Polarization
	4842.0	38.5	2.9	41.4	74.0	-32.6	Peak	Horizontal
	9330.0	34.7	12.9	47.6	74.0	-26.4	Peak	Horizontal
*	10282.0	34.1	14.6	48.7	76.9	-28.2	Peak	Horizontal
*	13937.0	36.1	20.0	56.1	76.9	-20.8	Peak	Horizontal
	4850.5	38.1	2.7	40.8	74.0	-33.2	Peak	Vertical
	9330.0	34.7	12.9	47.6	74.0	-26.4	Peak	Vertical
*	10231.0	33.7	14.4	48.1	76.9	-28.8	Peak	Vertical
*	14124.0	35.2	21.2	56.4	76.9	-20.5	Peak	Vertical

Note 1: "*" is not in restricted band, its limit is 30dBc of the fundamental emission level (106.9dBμV/m) or 15.209 which is higher.

Note 2: Measure Level (dBμV/m) = Reading Level (dBμV) + Factor (dB)

Factor (dB) = Cable Loss (dB) + Antenna Factor (dB/m) - Pre_Amplifier Gain (dB)

Test Mode:	802.11n-HT40 - Chain 0 + 1 + 2	Test Site:	AC2
Test Channel:	06	Test Engineer:	Snake Ni
Remark:	1. Average measurement was not performed if peak level lower than average limit. 2. Other frequency was 20dB below limit line within 1-18GHz, there is not show in the report.		

Mark	Frequency (MHz)	Reading Level (dBμV)	Factor (dB)	Measure Level (dBμV/m)	Limit (dBμV/m)	Margin (dB)	Detector	Polarization
	4893.0	41.2	2.7	43.9	74.0	-30.1	Peak	Horizontal
	7358.0	40.8	10.5	51.3	74.0	-22.7	Peak	Horizontal
*	10137.5	34.9	13.7	48.6	82.6	-34.0	Peak	Horizontal
*	14889.0	37.2	20.4	57.6	82.6	-25.0	Peak	Horizontal
	4893.0	44.7	2.7	47.4	74.0	-26.6	Peak	Vertical
	7341.0	44.5	10.7	55.2	74.0	-18.8	Peak	Vertical
	7341.0	28.1	10.7	38.8	54.0	-15.2	Average	Vertical
*	10316.0	33.7	14.7	48.4	82.6	-34.2	Peak	Vertical
*	14659.5	36.7	20.6	57.3	82.6	-25.3	Peak	Vertical

Note 1: "*" is not in restricted band, its limit is 30dBc of the fundamental emission level (112.6dBμV/m) or 15.209 which is higher.

Note 2: Measure Level (dBμV/m) = Reading Level (dBμV) + Factor (dB)

Factor (dB) = Cable Loss (dB) + Antenna Factor (dB/m) - Pre_Amplifier Gain (dB)

Test Mode:	802.11n-HT40 - Chain 0 + 1 + 2	Test Site:	AC2
Test Channel:	09	Test Engineer:	Snake Ni
Remark:	1. Average measurement was not performed if peak level lower than average limit. 2. Other frequency was 20dB below limit line within 1-18GHz, there is not show in the report.		

Mark	Frequency (MHz)	Reading Level (dBμV)	Factor (dB)	Measure Level (dBμV/m)	Limit (dBμV/m)	Margin (dB)	Detector	Polarization
	4901.5	36.7	2.6	39.3	74.0	-34.7	Peak	Horizontal
	7349.5	34.3	10.7	45.0	74.0	-29.0	Peak	Horizontal
*	8760.5	33.9	11.6	45.5	77.2	-31.7	Peak	Horizontal
*	13444.0	36.5	19.5	56.0	77.2	-21.2	Peak	Horizontal
	4901.5	39.5	2.6	42.1	74.0	-31.9	Peak	Vertical
	7349.5	36.7	10.7	47.4	74.0	-26.6	Peak	Vertical
*	8539.5	35.1	11.0	46.1	77.2	-31.1	Peak	Vertical
*	10129.0	34.2	13.6	47.8	77.2	-29.4	Peak	Vertical

Note 1: "*" is not in restricted band, its limit is 30dBc of the fundamental emission level (107.2dBμV/m) or 15.209 which is higher.

Note 2: Measure Level (dBμV/m) = Reading Level (dBμV) + Factor (dB)

Factor (dB) = Cable Loss (dB) + Antenna Factor (dB/m) - Pre_Amplifier Gain (dB)

Dipole Antenna (Gain = 2.0dBi)

Test Mode:	802.11b - Chain 0	Test Site:	AC2
Test Channel:	01	Test Engineer:	Snake Ni
Remark:	1. Average measurement was not performed if peak level lower than average limit. 2. Other frequency was 20dB below limit line within 1-18GHz, there is not show in the report.		

Mark	Frequency (MHz)	Reading Level (dBμV)	Factor (dB)	Measure Level (dBμV/m)	Limit (dBμV/m)	Margin (dB)	Detector	Polarization
	4349.0	36.4	1.1	37.5	74.0	-36.5	Peak	Horizontal
	4825.0	44.6	2.7	47.3	74.0	-26.7	Peak	Horizontal
*	7239.0	39.3	10.6	49.9	81.3	-31.4	Peak	Horizontal
*	10299.0	33.0	14.8	47.8	81.3	-33.5	Peak	Horizontal
	4272.5	36.9	0.8	37.7	74.0	-36.3	Peak	Vertical
	4824.1	50.4	2.7	53.1	54.0	-0.9	Average	Vertical
	4824.1	52.9	2.7	55.6	74.0	-18.4	Peak	Vertical
*	7234.7	47.3	10.6	57.9	81.3	-23.4	Peak	Vertical
*	9644.5	35.8	12.7	48.5	81.3	-32.8	Peak	Vertical

Note 1: "*" is not in restricted band, its limit is 30dBc of the fundamental emission level (111.3dBμV/m) or 15.209 which is higher.

Note 2: Measure Level (dBμV/m) = Reading Level (dBμV) + Factor (dB)

Factor (dB) = Cable Loss (dB) + Antenna Factor (dB/m) - Pre_Amplifier Gain (dB)

Test Mode:	802.11b - Chain 0	Test Site:	AC2
Test Channel:	06	Test Engineer:	Snake Ni
Remark:	1. Average measurement was not performed if peak level lower than average limit. 2. Other frequency was 20dB below limit line within 1-18GHz, there is not show in the report.		

Mark	Frequency (MHz)	Reading Level (dBμV)	Factor (dB)	Measure Level (dBμV/m)	Limit (dBμV/m)	Margin (dB)	Detector	Polarization
	4876.0	46.0	2.6	48.6	74.0	-25.4	Peak	Horizontal
	7307.0	40.0	10.7	50.7	74.0	-23.3	Peak	Horizontal
*	9891.0	33.5	13.2	46.7	81.0	-34.3	Peak	Horizontal
*	14540.5	32.6	20.8	53.4	81.0	-27.6	Peak	Horizontal
	4876.0	50.0	2.6	52.6	74.0	-21.4	Peak	Vertical
	7307.0	48.5	10.7	59.2	74.0	-14.8	Peak	Vertical
	7307.0	42.9	10.7	53.6	54.0	-0.4	Average	Vertical
*	9746.5	35.4	12.7	48.1	81.0	-32.9	Peak	Vertical
*	14175.0	32.2	21.4	53.6	81.0	-27.4	Peak	Vertical

Note 1: "*" is not in restricted band, its limit is 30dBc of the fundamental emission level (111.0dBμV/m) or 15.209 which is higher.

Note 2: Measure Level (dBμV/m) = Reading Level (dBμV) + Factor (dB)

Factor (dB) = Cable Loss (dB) + Antenna Factor (dB/m) - Pre_Amplifier Gain (dB)

Test Mode:	802.11b - Chain 0	Test Site:	AC2
Test Channel:	11	Test Engineer:	Snake Ni
Remark:	1. Average measurement was not performed if peak level lower than average limit. 2. Other frequency was 20dB below limit line within 1-18GHz, there is not show in the report.		

Mark	Frequency (MHz)	Reading Level (dBμV)	Factor (dB)	Measure Level (dBμV/m)	Limit (dBμV/m)	Margin (dB)	Detector	Polarization
	4927.0	46.3	2.6	48.9	74.0	-25.1	Peak	Horizontal
	7383.5	44.4	10.7	55.1	74.0	-18.9	Peak	Horizontal
	7383.5	35.8	10.7	46.5	54.0	-7.5	Average	Horizontal
*	10367.0	32.9	14.9	47.8	80.6	-32.8	Peak	Horizontal
*	14668.0	32.9	20.7	53.6	80.6	-27.0	Peak	Horizontal
	4927.0	49.4	2.6	52.0	74.0	-22.0	Peak	Vertical
	7383.5	46.9	10.7	57.6	74.0	-16.4	Peak	Vertical
	7383.5	42.9	10.7	53.6	54.0	-0.4	Average	Vertical
*	9568.0	33.9	13.0	46.9	80.6	-33.7	Peak	Vertical
*	10919.5	33.5	16.4	49.9	80.6	-30.7	Peak	Vertical

Note 1: "*" is not in restricted band, its limit is 30dBc of the fundamental emission level (110.6dBμV/m) or 15.209 which is higher.

Note 2: Measure Level (dBμV/m) = Reading Level (dBμV) + Factor (dB)

Factor (dB) = Cable Loss (dB) + Antenna Factor (dB/m) - Pre_Amplifier Gain (dB)

Test Mode:	802.11g - Chain 0	Test Site:	AC2
Test Channel:	01	Test Engineer:	Snake Ni
Remark:	1. Average measurement was not performed if peak level lower than average limit. 2. Other frequency was 20dB below limit line within 1-18GHz, there is not show in the report.		

Mark	Frequency (MHz)	Reading Level (dBμV)	Factor (dB)	Measure Level (dBμV/m)	Limit (dBμV/m)	Margin (dB)	Detector	Polarization
	4833.5	38.3	2.8	41.1	74.0	-32.9	Peak	Horizontal
	7247.5	34.8	10.7	45.5	74.0	-28.5	Peak	Horizontal
*	8539.5	32.7	11.0	43.7	78.6	-34.9	Peak	Horizontal
*	10664.5	33.2	15.6	48.8	78.6	-29.8	Peak	Horizontal
	4604.0	36.8	2.2	39.0	74.0	-35.0	Peak	Vertical
	4825.0	47.5	2.7	50.2	74.0	-23.8	Peak	Vertical
*	7230.5	42.5	10.7	53.2	78.6	-25.4	Peak	Vertical
*	10528.5	33.1	15.3	48.4	78.6	-30.2	Peak	Vertical

Note 1: "*" is not in restricted band, its limit is 30dBc of the fundamental emission level (108.6dBμV/m) or 15.209 which is higher.

Note 2: Measure Level (dBμV/m) = Reading Level (dBμV) + Factor (dB)

Factor (dB) = Cable Loss (dB) + Antenna Factor (dB/m) - Pre_Amplifier Gain (dB)

Test Mode:	802.11g - Chain 0	Test Site:	AC2
Test Channel:	06	Test Engineer:	Snake Ni
Remark:	1. Average measurement was not performed if peak level lower than average limit. 2. Other frequency was 20dB below limit line within 1-18GHz, there is not show in the report.		

Mark	Frequency (MHz)	Reading Level (dBμV)	Factor (dB)	Measure Level (dBμV/m)	Limit (dBμV/m)	Margin (dB)	Detector	Polarization
	4876.0	52.6	2.6	55.2	74.0	-18.8	Peak	Horizontal
	7307.0	44.0	10.7	54.7	74.0	-19.3	Peak	Horizontal
	7307.0	32.0	10.7	42.7	54.0	-11.3	Average	Horizontal
	9755.0	33.2	13.0	46.2	54.0	-7.8	Average	Horizontal
*	9755.0	44.0	13.0	57.0	83.6	-26.6	Peak	Horizontal
*	14523.5	32.4	20.9	53.3	83.6	-30.3	Peak	Horizontal
	4873.3	45.4	2.6	48.0	54.0	-6.0	Average	Vertical
	4873.3	58.7	2.6	61.3	74.0	-12.7	Peak	Vertical
	7307.0	40.3	10.7	51.0	54.0	-3.0	Average	Vertical
	7307.0	53.5	10.7	64.2	74.0	-9.8	Peak	Vertical
*	9746.5	45.0	12.7	57.7	83.6	-25.9	Peak	Vertical
*	14175.0	32.0	21.4	53.4	83.6	-30.2	Peak	Vertical

Note 1: "*" is not in restricted band, its limit is 30dBc of the fundamental emission level (113.6dBμV/m) or 15.209 which is higher.

Note 2: Measure Level (dBμV/m) = Reading Level (dBμV) + Factor (dB)

Factor (dB) = Cable Loss (dB) + Antenna Factor (dB/m) - Pre_Amplifier Gain (dB)

Test Mode:	802.11g - Chain 0	Test Site:	AC2
Test Channel:	11	Test Engineer:	Snake Ni
Remark:	1. Average measurement was not performed if peak level lower than average limit. 2. Other frequency was 20dB below limit line within 1-18GHz, there is not show in the report.		

Mark	Frequency (MHz)	Reading Level (dBμV)	Factor (dB)	Measure Level (dBμV/m)	Limit (dBμV/m)	Margin (dB)	Detector	Polarization
	4927.0	41.4	2.6	44.0	74.0	-30.0	Peak	Horizontal
	7375.0	38.9	10.8	49.7	74.0	-24.3	Peak	Horizontal
*	8726.5	33.3	11.5	44.8	79.3	-34.5	Peak	Horizontal
*	14557.5	33.4	20.6	54.0	79.3	-25.3	Peak	Horizontal
	4927.0	45.8	2.6	48.4	74.0	-25.6	Peak	Vertical
	7386.9	30.3	10.7	41.0	54.0	-13.0	Average	Vertical
	7386.9	46.1	10.7	56.8	74.0	-17.2	Peak	Vertical
*	10605.0	33.4	15.5	48.9	79.3	-30.4	Peak	Vertical
*	14226.0	32.3	21.3	53.6	79.3	-25.7	Peak	Vertical

Note 1: "*" is not in restricted band, its limit is 30dBc of the fundamental emission level (109.3dBμV/m) or 15.209 which is higher.

Note 2: Measure Level (dBμV/m) = Reading Level (dBμV) + Factor (dB)

Factor (dB) = Cable Loss (dB) + Antenna Factor (dB/m) - Pre_Amplifier Gain (dB)

Test Mode:	802.11n-HT20 - Chain 0 + 1	Test Site:	AC2
Test Channel:	01	Test Engineer:	Snake Ni
Remark:	1. Average measurement was not performed if peak level lower than average limit. 2. Other frequency was 20dB below limit line within 1-18GHz, there is not show in the report.		

Mark	Frequency (MHz)	Reading Level (dBμV)	Factor (dB)	Measure Level (dBμV/m)	Limit (dBμV/m)	Margin (dB)	Detector	Polarization
	4162.0	36.5	0.6	37.1	74.0	-36.9	Peak	Horizontal
	4825.0	38.7	2.7	41.4	74.0	-32.6	Peak	Horizontal
*	7239.0	42.6	10.6	53.2	81.6	-28.4	Peak	Horizontal
*	14226.0	32.2	21.3	53.5	81.6	-28.1	Peak	Horizontal
	4264.0	36.1	0.9	37.0	74.0	-37.0	Peak	Vertical
	4833.5	41.9	2.8	44.7	74.0	-29.3	Peak	Vertical
*	7239.0	46.2	10.6	56.8	81.6	-24.8	Peak	Vertical
*	9636.0	34.1	12.9	47.0	81.6	-34.6	Peak	Vertical

Note 1: "*" is not in restricted band, its limit is 30dBc of the fundamental emission level (111.6dBμV/m) or 15.209 which is higher.

Note 2: Measure Level (dBμV/m) = Reading Level (dBμV) + Factor (dB)

Factor (dB) = Cable Loss (dB) + Antenna Factor (dB/m) - Pre_Amplifier Gain (dB)

Test Mode:	802.11n-HT20 - Chain 0 + 1	Test Site:	AC2
Test Channel:	06	Test Engineer:	Snake Ni
Remark:	1. Average measurement was not performed if peak level lower than average limit. 2. Other frequency was 20dB below limit line within 1-18GHz, there is not show in the report.		

Mark	Frequency (MHz)	Reading Level (dBμV)	Factor (dB)	Measure Level (dBμV/m)	Limit (dBμV/m)	Margin (dB)	Detector	Polarization
	4876.0	49.3	2.6	51.9	74.0	-22.1	Peak	Horizontal
	7313.9	51.1	10.7	61.8	74.0	-12.2	Peak	Horizontal
	7313.9	37.2	10.7	47.9	54.0	-6.1	Average	Horizontal
	9755.0	43.9	13.0	56.9	86.3	-29.4	Peak	Horizontal
*	14600.0	34.1	20.6	54.7	86.3	-31.6	Peak	Horizontal
*	4873.8	42.0	2.6	44.6	54.0	-9.4	Average	Horizontal
	4873.8	52.0	2.6	54.6	74.0	-19.4	Peak	Vertical
	7308.1	42.9	10.7	53.6	54.0	-0.4	Average	Vertical
	7308.1	56.7	10.7	67.4	74.0	-6.6	Peak	Vertical
*	9755.0	40.6	13.0	53.6	86.3	-32.7	Peak	Vertical
*	14880.5	33.6	20.4	54.0	86.3	-32.3	Peak	Vertical

Note 1: "*" is not in restricted band, its limit is 30dBc of the fundamental emission level (116.3dBμV/m) or 15.209 which is higher.

Note 2: Measure Level (dBμV/m) = Reading Level (dBμV) + Factor (dB)

Factor (dB) = Cable Loss (dB) + Antenna Factor (dB/m) - Pre_Amplifier Gain (dB)

Test Mode:	802.11n-HT20 - Chain 0 + 1	Test Site:	AC2
Test Channel:	11	Test Engineer:	Snake Ni
Remark:	1. Average measurement was not performed if peak level lower than average limit. 2. Other frequency was 20dB below limit line within 1-18GHz, there is not show in the report.		

Mark	Frequency (MHz)	Reading Level (dBμV)	Factor (dB)	Measure Level (dBμV/m)	Limit (dBμV/m)	Margin (dB)	Detector	Polarization
	4187.5	37.2	0.5	37.7	74.0	-36.3	Peak	Horizontal
	4927.0	38.2	2.6	40.8	74.0	-33.2	Peak	Horizontal
*	7383.5	38.9	10.7	49.6	79.0	-29.4	Peak	Horizontal
*	9636.0	34.3	12.9	47.2	79.0	-31.8	Peak	Horizontal
	4289.5	36.8	0.9	37.7	74.0	-36.3	Peak	Vertical
	4927.0	40.4	2.6	43.0	74.0	-31.0	Peak	Vertical
*	7383.5	43.4	10.7	54.1	79.0	-24.9	Peak	Vertical
*	10528.5	33.6	15.3	48.9	79.0	-30.1	Peak	Vertical

Note 1: "*" is not in restricted band, its limit is 30dBc of the fundamental emission level (109.0dBμV/m) or 15.209 which is higher.

Note 2: Measure Level (dBμV/m) = Reading Level (dBμV) + Factor (dB)

Factor (dB) = Cable Loss (dB) + Antenna Factor (dB/m) - Pre_Amplifier Gain (dB)

Test Mode:	802.11n-HT40 - Chain 0 + 1	Test Site:	AC2
Test Channel:	03	Test Engineer:	Snake Ni
Remark:	1. Average measurement was not performed if peak level lower than average limit. 2. Other frequency was 20dB below limit line within 1-18GHz, there is not show in the report.		

Mark	Frequency (MHz)	Reading Level (dBμV)	Factor (dB)	Measure Level (dBμV/m)	Limit (dBμV/m)	Margin (dB)	Detector	Polarization
	4009.0	37.9	-0.5	37.4	74.0	-36.6	Peak	Horizontal
	4884.5	35.8	2.7	38.5	74.0	-35.5	Peak	Horizontal
*	5530.5	37.4	3.4	40.8	74.5	-33.7	Peak	Horizontal
*	7256.0	36.0	10.7	46.7	74.5	-27.8	Peak	Horizontal
	4850.5	38.4	2.7	41.1	74.0	-32.9	Peak	Vertical
	7256.0	41.2	10.7	51.9	74.0	-22.1	Peak	Vertical
*	10299.0	33.5	14.8	48.3	74.5	-26.2	Peak	Vertical
*	14464.0	32.7	20.9	53.6	74.5	-20.9	Peak	Vertical

Note 1: "*" is not in restricted band, its limit is 30dBc of the fundamental emission level (104.5dBμV/m) or 15.209 which is higher.

Note 2: Measure Level (dBμV/m) = Reading Level (dBμV) + Factor (dB)

Factor (dB) = Cable Loss (dB) + Antenna Factor (dB/m) - Pre_Amplifier Gain (dB)

Test Mode:	802.11n-HT40 - Chain 0 + 1	Test Site:	AC2
Test Channel:	06	Test Engineer:	Snake Ni
Remark:	1. Average measurement was not performed if peak level lower than average limit. 2. Other frequency was 20dB below limit line within 1-18GHz, there is not show in the report.		

Mark	Frequency (MHz)	Reading Level (dBμV)	Factor (dB)	Measure Level (dBμV/m)	Limit (dBμV/m)	Margin (dB)	Detector	Polarization
	4910.0	38.6	2.5	41.1	74.0	-32.9	Peak	Horizontal
	7324.0	43.5	10.6	54.1	74.0	-19.9	Peak	Horizontal
*	9882.5	34.2	13.3	47.5	78.9	-31.4	Peak	Horizontal
*	10596.5	34.0	15.5	49.5	78.9	-29.4	Peak	Horizontal
	4884.5	43.5	2.7	46.2	74.0	-27.8	Peak	Vertical
	7324.0	47.8	10.6	58.4	74.0	-15.6	Peak	Vertical
	7324.0	29.0	10.6	39.6	54.0	-14.4	Average	Vertical
*	9568.0	33.8	13.0	46.8	78.9	-32.1	Peak	Vertical
*	14175.0	32.2	21.4	53.6	78.9	-25.3	Peak	Vertical

Note 1: "*" is not in restricted band, its limit is 30dBc of the fundamental emission level (108.9dBμV/m) or 15.209 which is higher.

Note 2: Measure Level (dBμV/m) = Reading Level (dBμV) + Factor (dB)

Factor (dB) = Cable Loss (dB) + Antenna Factor (dB/m) - Pre_Amplifier Gain (dB)

Test Mode:	802.11n-HT40 - Chain 0 + 1	Test Site:	AC2
Test Channel:	09	Test Engineer:	Snake Ni
Remark:	1. Average measurement was not performed if peak level lower than average limit. 2. Other frequency was 20dB below limit line within 1-18GHz, there is not show in the report.		

Mark	Frequency (MHz)	Reading Level (dBμV)	Factor (dB)	Measure Level (dBμV/m)	Limit (dBμV/m)	Margin (dB)	Detector	Polarization
	4901.5	37.7	2.6	40.3	74.0	-33.7	Peak	Horizontal
	7341.0	39.6	10.8	50.4	74.0	-23.6	Peak	Horizontal
*	8522.5	33.1	10.9	44.0	76.7	-32.7	Peak	Horizontal
*	10120.5	33.6	13.5	47.1	76.7	-29.6	Peak	Horizontal
	4910.0	40.8	2.5	43.3	74.0	-30.7	Peak	Vertical
	7345.7	32.2	10.7	42.9	54.0	-11.1	Average	Vertical
	7345.7	44.9	10.7	55.6	74.0	-18.4	Peak	Vertical
*	8505.5	33.5	10.8	44.3	76.7	-32.4	Peak	Vertical
*	10248.0	33.0	14.3	47.3	76.7	-29.4	Peak	Vertical

Note 1: "*" is not in restricted band, its limit is 30dBc of the fundamental emission level (106.7dBμV/m) or 15.209 which is higher.

Note 2: Measure Level (dBμV/m) = Reading Level (dBμV) + Factor (dB)

Factor (dB) = Cable Loss (dB) + Antenna Factor (dB/m) - Pre_Amplifier Gain (dB)

Test Mode:	802.11n-HT20 - Chain 0 + 1 + 2	Test Site:	AC2
Test Channel:	01	Test Engineer:	Snake Ni
Remark:	1. Average measurement was not performed if peak level lower than average limit. 2. Other frequency was 20dB below limit line within 1-18GHz, there is not show in the report.		

Mark	Frequency (MHz)	Reading Level (dBμV)	Factor (dB)	Measure Level (dBμV/m)	Limit (dBμV/m)	Margin (dB)	Detector	Polarization
	4264.0	37.6	0.9	38.5	74.0	-35.5	Peak	Horizontal
	4782.5	37.4	2.9	40.3	74.0	-33.7	Peak	Horizontal
*	7230.5	41.4	10.7	52.1	80.0	-27.9	Peak	Horizontal
*	9245.0	32.8	12.7	45.5	80.0	-34.5	Peak	Horizontal
	4553.0	37.0	1.8	38.8	74.0	-35.2	Peak	Vertical
	4825.0	41.9	2.7	44.6	74.0	-29.4	Peak	Vertical
*	7230.5	44.7	10.7	55.4	80.0	-24.6	Peak	Vertical
*	8752.0	33.0	11.6	44.6	80.0	-35.4	Peak	Vertical

Note 1: "*" is not in restricted band, its limit is 30dBc of the fundamental emission level (110.0dBμV/m) or 15.209 which is higher.

Note 2: Measure Level (dBμV/m) = Reading Level (dBμV) + Factor (dB)

Factor (dB) = Cable Loss (dB) + Antenna Factor (dB/m) - Pre_Amplifier Gain (dB)

Test Mode:	802.11n-HT20 - Chain 0 + 1 + 2	Test Site:	AC2
Test Channel:	06	Test Engineer:	Snake Ni
Remark:	1. Average measurement was not performed if peak level lower than average limit. 2. Other frequency was 20dB below limit line within 1-18GHz, there is not show in the report.		

Mark	Frequency (MHz)	Reading Level (dBμV)	Factor (dB)	Measure Level (dBμV/m)	Limit (dBμV/m)	Margin (dB)	Detector	Polarization
	4876.0	47.3	2.6	49.9	74.0	-24.1	Peak	Horizontal
	7307.0	49.9	10.7	60.6	74.0	-13.4	Peak	Horizontal
	7307.0	36.4	10.7	47.1	54.0	-6.9	Average	Horizontal
*	9738.0	40.7	12.5	53.2	87.1	-33.9	Peak	Horizontal
*	14659.5	32.8	20.6	53.4	87.1	-33.7	Peak	Horizontal
	4873.5	33.2	2.6	35.8	54.0	-18.2	Average	Vertical
	4873.5	55.4	2.6	58.0	74.0	-16.0	Peak	Vertical
	7307.0	57.4	10.7	68.1	74.0	-5.9	Peak	Vertical
	7307.0	32.9	10.7	43.6	54.0	-10.4	Average	Vertical
*	9738.0	49.7	12.5	62.2	87.1	-24.9	Peak	Vertical
*	14608.5	32.8	20.5	53.3	87.1	-33.8	Peak	Vertical

Note 1: "*" is not in restricted band, its limit is 30dBc of the fundamental emission level (117.1dBμV/m) or 15.209 which is higher.

Note 2: Measure Level (dBμV/m) = Reading Level (dBμV) + Factor (dB)

Factor (dB) = Cable Loss (dB) + Antenna Factor (dB/m) - Pre_Amplifier Gain (dB)

Test Mode:	802.11n-HT20 - Chain 0 + 1 + 2	Test Site:	AC2
Test Channel:	11	Test Engineer:	Snake Ni
Remark:	1. Average measurement was not performed if peak level lower than average limit. 2. Other frequency was 20dB below limit line within 1-18GHz, there is not show in the report.		

Mark	Frequency (MHz)	Reading Level (dBμV)	Factor (dB)	Measure Level (dBμV/m)	Limit (dBμV/m)	Margin (dB)	Detector	Polarization
	4927.0	38.9	2.6	41.5	74.0	-32.5	Peak	Horizontal
	7383.5	40.8	10.7	51.5	74.0	-22.5	Peak	Horizontal
*	8582.0	33.5	11.0	44.5	79.5	-35.0	Peak	Horizontal
*	14175.0	32.0	21.4	53.4	79.5	-26.1	Peak	Horizontal
	4927.0	42.2	2.6	44.8	74.0	-29.2	Peak	Vertical
	7382.2	28.1	10.8	38.9	54.0	-15.1	Average	Vertical
	7382.2	48.7	10.8	59.5	74.0	-14.5	Peak	Vertical
*	8548.0	33.2	11.0	44.2	79.5	-35.3	Peak	Vertical
*	14532.0	32.6	20.9	53.5	79.5	-26.0	Peak	Vertical

Note 1: "*" is not in restricted band, its limit is 30dBc of the fundamental emission level (109.5dBμV/m) or 15.209 which is higher.

Note 2: Measure Level (dBμV/m) = Reading Level (dBμV) + Factor (dB)

Factor (dB) = Cable Loss (dB) + Antenna Factor (dB/m) - Pre_Amplifier Gain (dB)

Test Mode:	802.11n-HT40 - Chain 0 + 1 + 2	Test Site:	AC2
Test Channel:	03	Test Engineer:	Snake Ni
Remark:	1. Average measurement was not performed if peak level lower than average limit. 2. Other frequency was 20dB below limit line within 1-18GHz, there is not show in the report.		

Mark	Frequency (MHz)	Reading Level (dBμV)	Factor (dB)	Measure Level (dBμV/m)	Limit (dBμV/m)	Margin (dB)	Detector	Polarization
	4782.5	35.3	2.9	38.2	74.0	-35.8	Peak	Horizontal
	7494.0	33.5	11.0	44.5	74.0	-29.5	Peak	Horizontal
*	8590.5	33.5	11.0	44.5	74.0	-29.5	Peak	Horizontal
*	10231.0	33.5	14.4	47.9	74.0	-26.1	Peak	Horizontal
	4850.5	38.0	2.7	40.7	74.0	-33.3	Peak	Vertical
	7256.0	36.6	10.7	47.3	74.0	-26.7	Peak	Vertical
*	10290.5	33.4	14.7	48.1	74.0	-25.9	Peak	Vertical
*	14166.5	32.3	21.2	53.5	74.0	-20.5	Peak	Vertical

Note 1: "*" is not in restricted band, its limit is 30dBc of the fundamental emission level (103.6dBμV/m) or 15.209 which is higher.

Note 2: Measure Level (dBμV/m) = Reading Level (dBμV) + Factor (dB)

Factor (dB) = Cable Loss (dB) + Antenna Factor (dB/m) - Pre_Amplifier Gain (dB)

Test Mode:	802.11n-HT40 - Chain 0 + 1 + 2	Test Site:	AC2
Test Channel:	06	Test Engineer:	Snake Ni
Remark:	1. Average measurement was not performed if peak level lower than average limit. 2. Other frequency was 20dB below limit line within 1-18GHz, there is not show in the report.		

Mark	Frequency (MHz)	Reading Level (dBμV)	Factor (dB)	Measure Level (dBμV/m)	Limit (dBμV/m)	Margin (dB)	Detector	Polarization
	4893.0	40.2	2.8	43.0	74.0	-31.0	Peak	Horizontal
	7349.5	42.7	10.7	53.4	74.0	-20.6	Peak	Horizontal
*	8879.5	33.3	11.4	44.7	78.1	-33.4	Peak	Horizontal
*	14523.5	33.2	20.9	54.1	78.1	-24.0	Peak	Horizontal
	4893.0	45.1	2.8	47.9	74.0	-26.1	Peak	Vertical
	7337.3	31.6	10.7	42.3	54.0	-11.7	Average	Vertical
	7337.3	47.5	10.7	58.2	74.0	-15.8	Peak	Vertical
*	8726.5	33.1	11.5	44.6	78.1	-33.5	Peak	Vertical
*	10545.5	33.4	15.3	48.7	78.1	-29.4	Peak	Vertical

Note 1: "*" is not in restricted band, its limit is 30dBc of the fundamental emission level (108.1dBμV/m) or 15.209 which is higher.

Note 2: Measure Level (dBμV/m) = Reading Level (dBμV) + Factor (dB)

Factor (dB) = Cable Loss (dB) + Antenna Factor (dB/m) - Pre_Amplifier Gain (dB)

Test Mode:	802.11n-HT40 - Chain 0 + 1 + 2	Test Site:	AC2
Test Channel:	09	Test Engineer:	Snake Ni
Remark:	1. Average measurement was not performed if peak level lower than average limit. 2. Other frequency was 20dB below limit line within 1-18GHz, there is not show in the report.		

Mark	Frequency (MHz)	Reading Level (dBμV)	Factor (dB)	Measure Level (dBμV/m)	Limit (dBμV/m)	Margin (dB)	Detector	Polarization
	4791.0	36.0	2.9	38.9	74.0	-35.1	Peak	Horizontal
	7358.0	35.5	10.6	46.1	74.0	-27.9	Peak	Horizontal
*	9228.0	34.3	13.1	47.4	74.0	-26.6	Peak	Horizontal
*	14608.5	33.1	20.5	53.6	74.0	-20.4	Peak	Horizontal
	4910.0	39.5	2.5	42.0	74.0	-32.0	Peak	Vertical
	7332.5	42.0	10.7	52.7	74.0	-21.3	Peak	Vertical
*	8633.0	33.1	11.2	44.3	74.0	-29.7	Peak	Vertical
*	14557.5	32.6	20.6	53.2	74.0	-20.8	Peak	Vertical

Note 1: "*" is not in restricted band, its limit is 30dBc of the fundamental emission level (104.0dBμV/m) or 15.209 which is higher.

Note 2: Measure Level (dBμV/m) = Reading Level (dBμV) + Factor (dB)

Factor (dB) = Cable Loss (dB) + Antenna Factor (dB/m) - Pre_Amplifier Gain (dB)

The worst case of Radiated Emission below 1GHz:

Site: AC2	Time: 2016/11/16 - 23:39
Limit: FCC_Part15.209_RE(3m)	Engineer: Snake Ni
Probe: VULB9162_0.03-8GHz	Polarity: Horizontal
EUT: WIRELESS ACCESS POINT	Power: AC 120V/60Hz
Test Mode: There is the worst case within frequency range 30MHz~1GHz.	

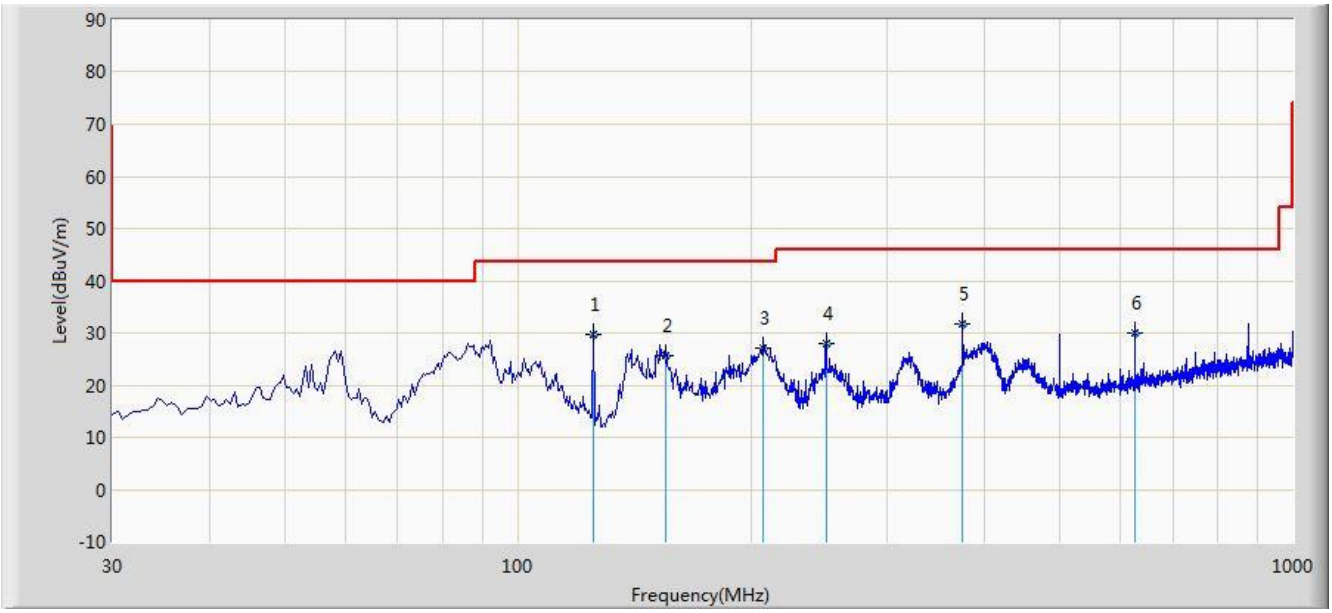

No	Flag	Mark	Frequency (MHz)	Measure Level (dBuV/m)	Reading Level (dBuV)	Over Limit (dB)	Limit (dBuV/m)	Factor (dB)	Type
1		*	125.060	29.814	19.286	-13.686	43.500	10.529	QP
2			155.120	25.577	15.913	-17.923	43.500	9.664	QP
3			207.510	27.111	14.702	-16.389	43.500	12.408	QP
4			250.190	27.857	14.161	-18.143	46.000	13.696	QP
5			374.835	31.749	15.531	-14.251	46.000	16.218	QP
6			625.095	29.948	9.569	-16.052	46.000	20.379	QP

Note: Measure Level (dBμV/m) = Reading Level (dBμV) + Factor (dB)

Factor (dB) = Cable Loss (dB) + Antenna Factor (dB/m)

Site: AC2	Time: 2016/11/16 - 23:45
Limit: FCC_Part15.209_RE(3m)	Engineer: Snake Ni
Probe: VULB9162_0.03-8GHz	Polarity: Vertical
EUT: WIRELESS ACCESS POINT	Power: AC 120V/60Hz
Test Mode: There is the worst case within frequency range 30MHz~1GHz.	

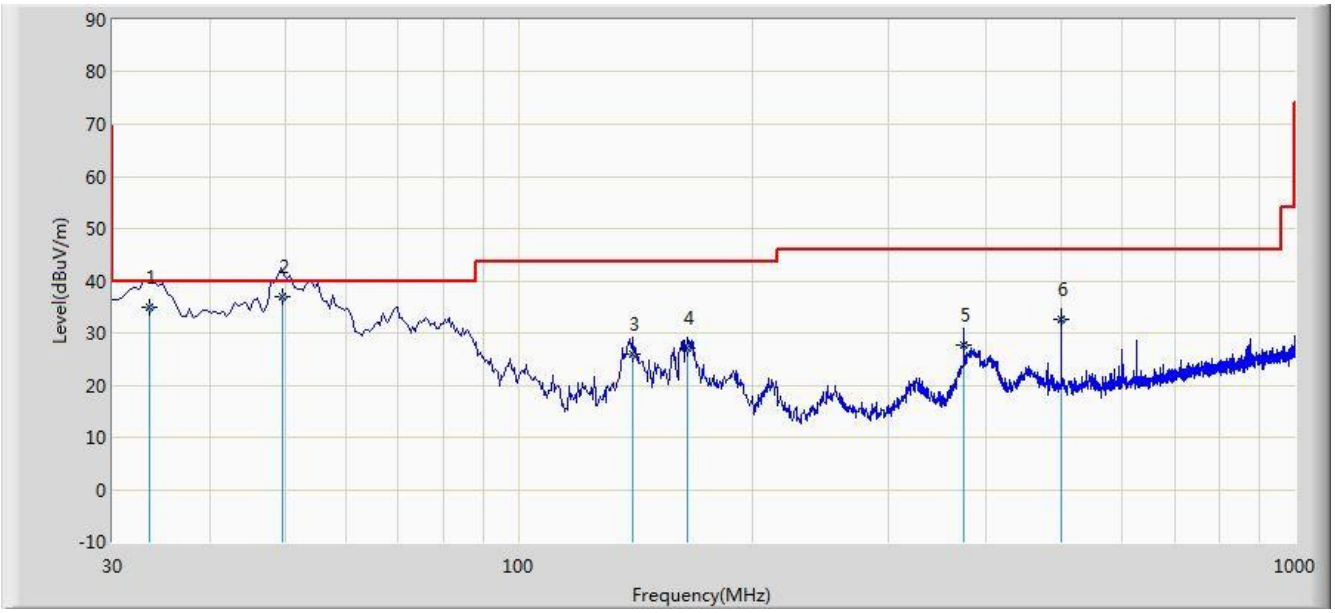

No	Flag	Mark	Frequency (MHz)	Measure Level (dBuV/m)	Reading Level (dBuV)	Over Limit (dB)	Limit (dBuV/m)	Factor (dB)	Type
1			33.420	35.052	22.400	-4.948	40.000	12.652	QP
2		*	49.620	36.828	21.870	-3.172	40.000	14.958	QP
3			140.580	26.002	16.519	-17.498	43.500	9.482	QP
4			165.315	27.197	17.146	-16.303	43.500	10.051	QP
5			374.835	27.802	11.584	-18.198	46.000	16.218	QP
6			499.965	32.580	14.249	-13.420	46.000	18.331	QP

Note: Measure Level (dBμV/m) = Reading Level (dBμV) + Factor (dB)

Factor (dB) = Cable Loss (dB) + Antenna Factor (dB/m)

Site: AC2	Time: 2016/11/18 - 09:44
Limit: FCC_Part15.209_RE(3m)	Engineer: Snake Ni
Probe: FMZB1519_0.009-30MHz	Polarity: Face On
EUT: WIRELESS ACCESS POINT	Power: AC 120V/60Hz
Test Mode: There is the ambient noise within frequency range 9kHz~30MHz.	

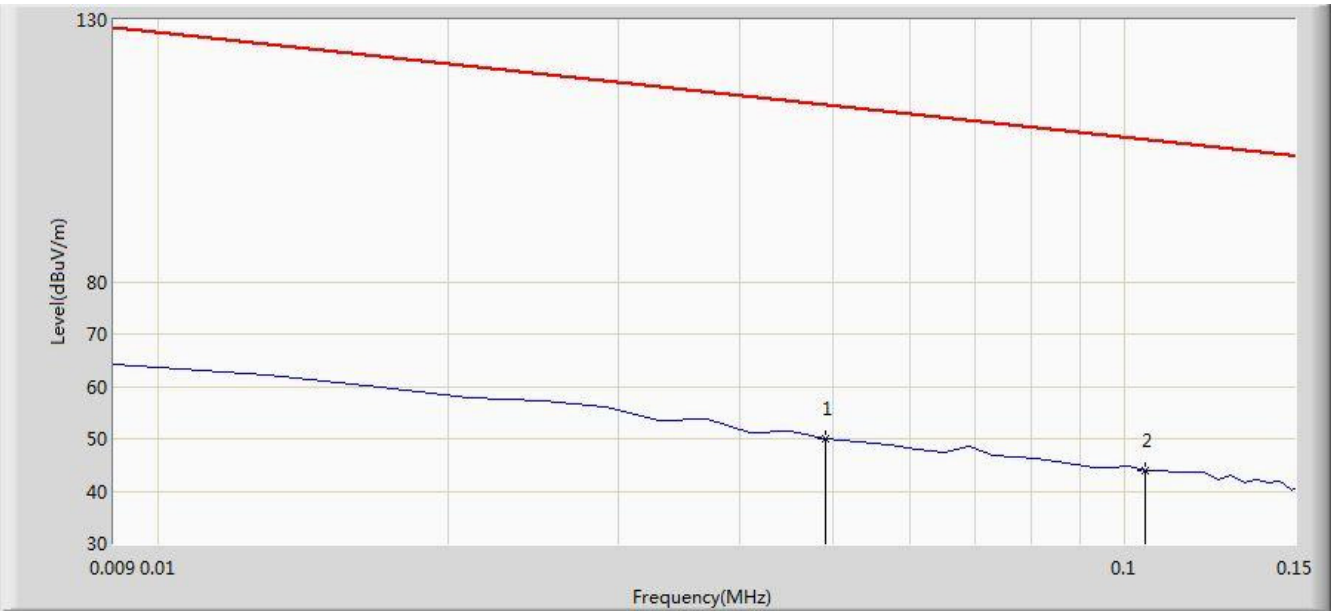

No	Flag	Mark	Frequency (MHz)	Measure Level (dBuV/m)	Reading Level (dBuV)	Over Limit (dB)	Limit (dBuV/m)	Factor (dB)	Type
1			0.049	50.112	29.552	-63.688	113.800	20.560	AV
2		*	0.105	44.043	23.845	-63.137	107.180	20.198	QP

Note: Measure Level (dBμV/m) = Reading Level (dBμV) + Factor (dB)

Factor (dB) = Cable Loss (dB) + Antenna Factor (dB/m)

Site: AC2	Time: 2016/11/18 - 09:44
Limit: FCC_Part15.209_RE(3m)	Engineer: Snake Ni
Probe: FMZB1519_0.009-30MHz	Polarity: Face On
EUT: WIRELESS ACCESS POINT	Power: AC 120V/60Hz
Test Mode: There is the ambient noise within frequency range 9kHz~30MHz.	

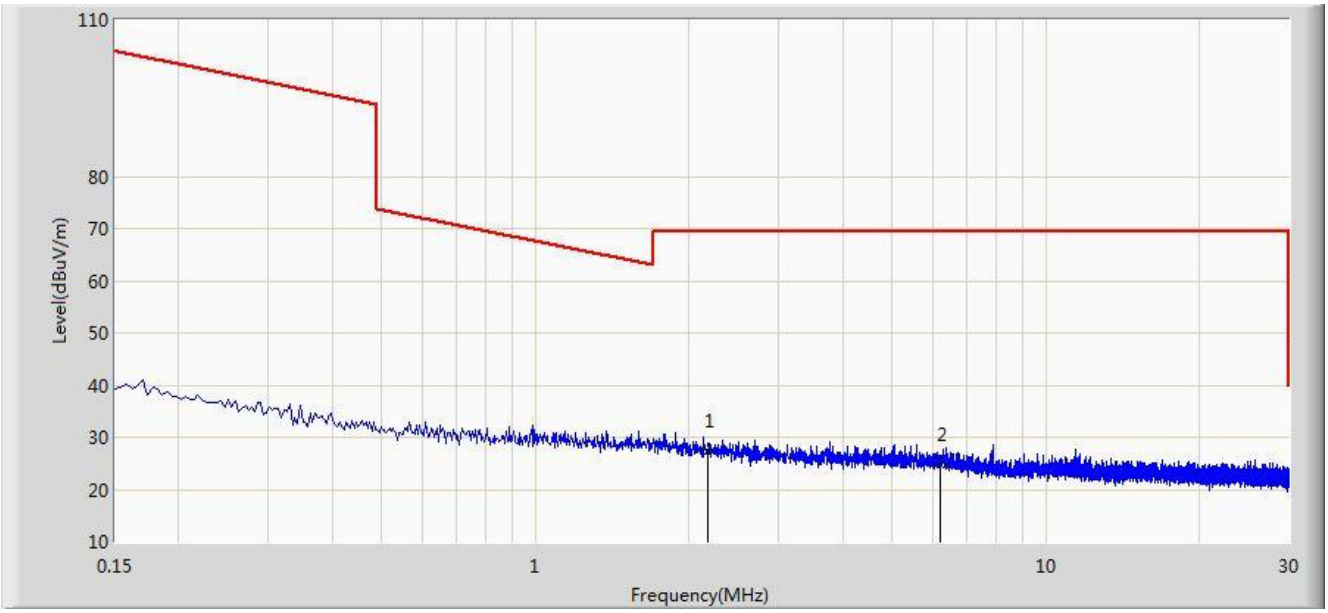

No	Flag	Mark	Frequency (MHz)	Measure Level (dBuV/m)	Reading Level (dBuV)	Over Limit (dB)	Limit (dBuV/m)	Factor (dB)	Type
1			2.175	27.371	6.960	-42.129	69.500	20.412	QP
2		*	6.216	24.786	4.701	-44.714	69.500	20.085	QP

Note: Measure Level (dBμV/m) = Reading Level (dBμV) + Factor (dB)

Factor (dB) = Cable Loss (dB) + Antenna Factor (dB/m)

Limit@3m = 20*Log(30uV/m) + 20*Log(30m/3m) = 49.5dBμv/m (Average detector), and 69.5dBμv/m (Peak detector).

Site: AC2	Time: 2016/11/20 - 10:21
Limit: FCC_Part15.209_RE(3m)	Engineer: Snake Ni
Probe: BBHA9170_18-40GHz	Polarity: Horizontal
EUT: WIRELESS ACCESS POINT	Power: AC 120V/60Hz
Test Mode: There is the ambient noise within frequency range 18GHz~25GHz.	

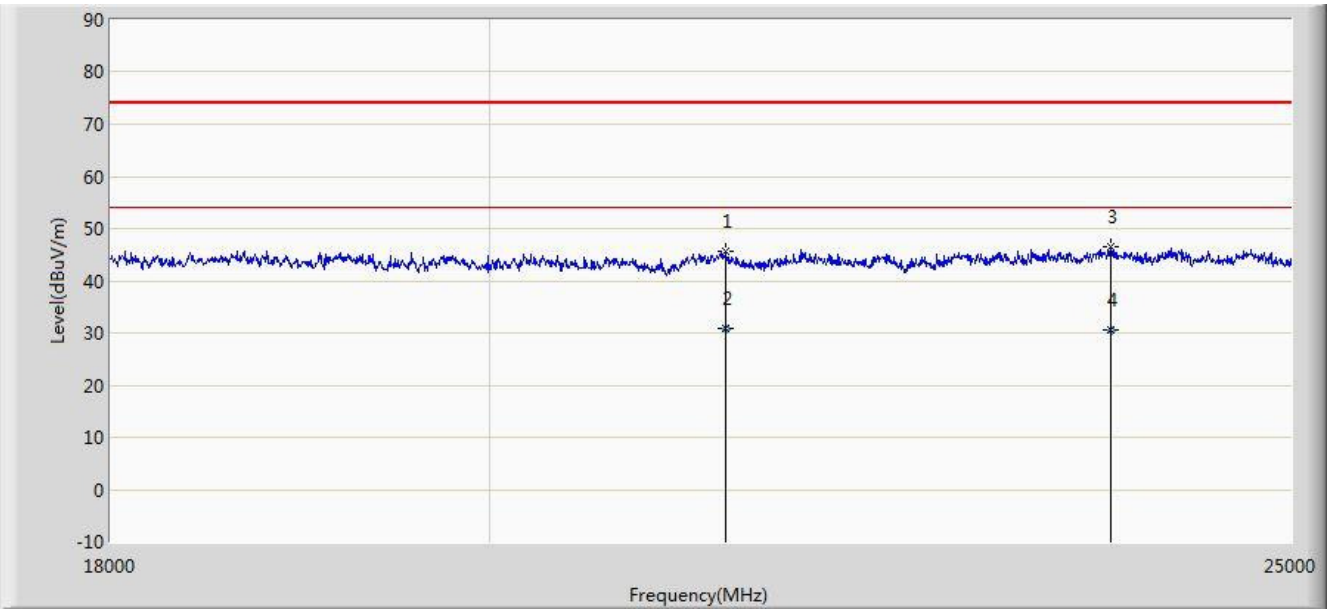

No	Flag	Mark	Frequency (MHz)	Measure Level (dBuV/m)	Reading Level (dBuV)	Over Limit (dB)	Limit (dBuV/m)	Factor (dB)	Type
1			21366.000	45.581	45.650	-28.419	74.000	-0.070	PK
2		*	21366.000	30.913	30.982	-23.087	54.000	-0.070	AV
3			23775.750	46.454	44.540	-27.546	74.000	1.914	PK
4			23775.750	30.481	28.567	-23.519	54.000	1.914	AV

Note: Measure Level (dBμV/m) = Reading Level (dBμV) + Factor (dB)

Factor (dB) = Cable Loss (dB) + Antenna Factor (dB/m) - Pre_Amplifier Gain (dB)

Site: AC2	Time: 2016/11/20 - 10:21
Limit: FCC_Part15.209_RE(3m)	Engineer: Snake Ni
Probe: BBHA9170_18-40GHz	Polarity: Vertical
EUT: WIRELESS ACCESS POINT	Power: AC 120V/60Hz
Test Mode: There is the ambient noise within frequency range 18GHz~25GHz.	

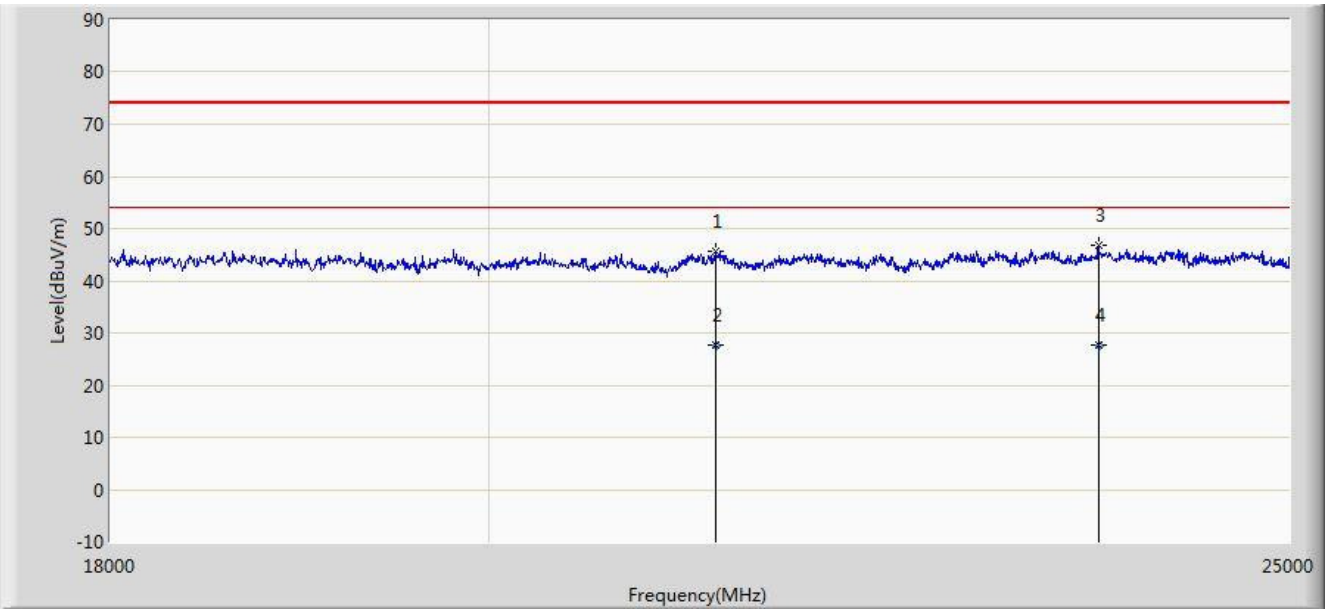

No	Flag	Mark	Frequency (MHz)	Measure Level (dBuV/m)	Reading Level (dBuV)	Over Limit (dB)	Limit (dBuV/m)	Factor (dB)	Type
1			21310.750	45.737	41.998	-28.263	74.000	-0.078	PK
2		*	21310.750	27.813	27.890	-26.187	54.000	-0.078	AV
3			23707.750	46.775	40.888	-27.225	74.000	1.824	PK
4			23707.750	27.661	25.837	-26.339	54.000	1.824	AV

Note: Measure Level (dBμV/m) = Reading Level (dBμV) + Factor (dB)

Factor (dB) = Cable Loss (dB) + Antenna Factor (dB/m) - Pre_Amplifier Gain (dB)

7.7. Radiated Restricted Band Edge Measurement

7.7.1. Test Result

Panel Antenna (Gain = 4.5dBi)

Site: AC2	Time: 2016/11/14 - 10:27
Limit: FCC_Part15.209_RE(3m)	Engineer: Snake Ni
Probe: BBHA9120D_1-18GHz	Polarity: Horizontal
EUT: WIRELESS ACCESS POINT	Power: AC 120V/60Hz
Test Mode: Transmit by 802.11b at Channel 2412MHz Chain 0	

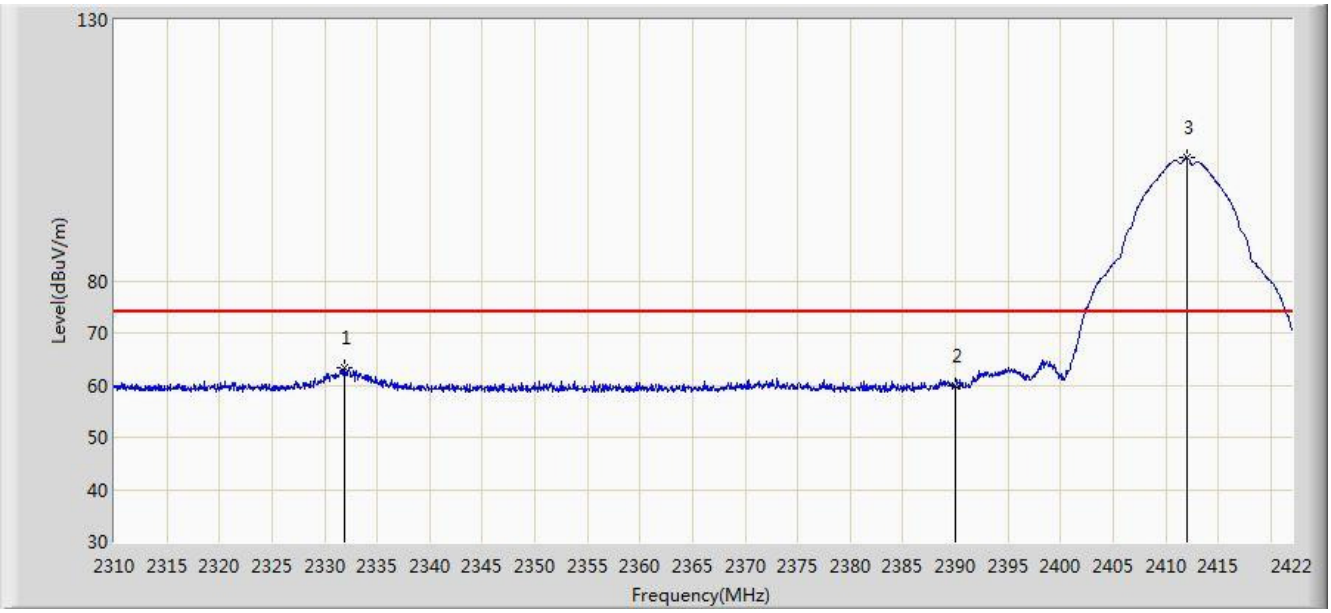

No	Flag	Mark	Frequency (MHz)	Measure Level (dBuV/m)	Reading Level (dBuV)	Over Limit (dB)	Limit (dBuV/m)	Factor (dB)	Type
1			2331.952	63.195	30.843	-10.805	74.000	32.352	PK
2			2390.000	59.718	27.440	-14.282	74.000	32.278	PK
3		*	2412.032	103.492	71.252	N/A	N/A	32.240	PK

Note: Measure Level (dBµV/m) = Reading Level (dBµV) + Factor (dB)

Factor (dB) = Cable Loss (dB) + Antenna Factor (dB/m) - Pre_Amplifier Gain (dB)

Site: AC2	Time: 2016/11/14 - 10:34
Limit: FCC_Part15.209_RE(3m)	Engineer: Snake Ni
Probe: BBHA9120D_1-18GHz	Polarity: Horizontal
EUT: WIRELESS ACCESS POINT	Power: AC 120V/60Hz
Test Mode: Transmit by 802.11b at Channel 2412MHz Chain 0	

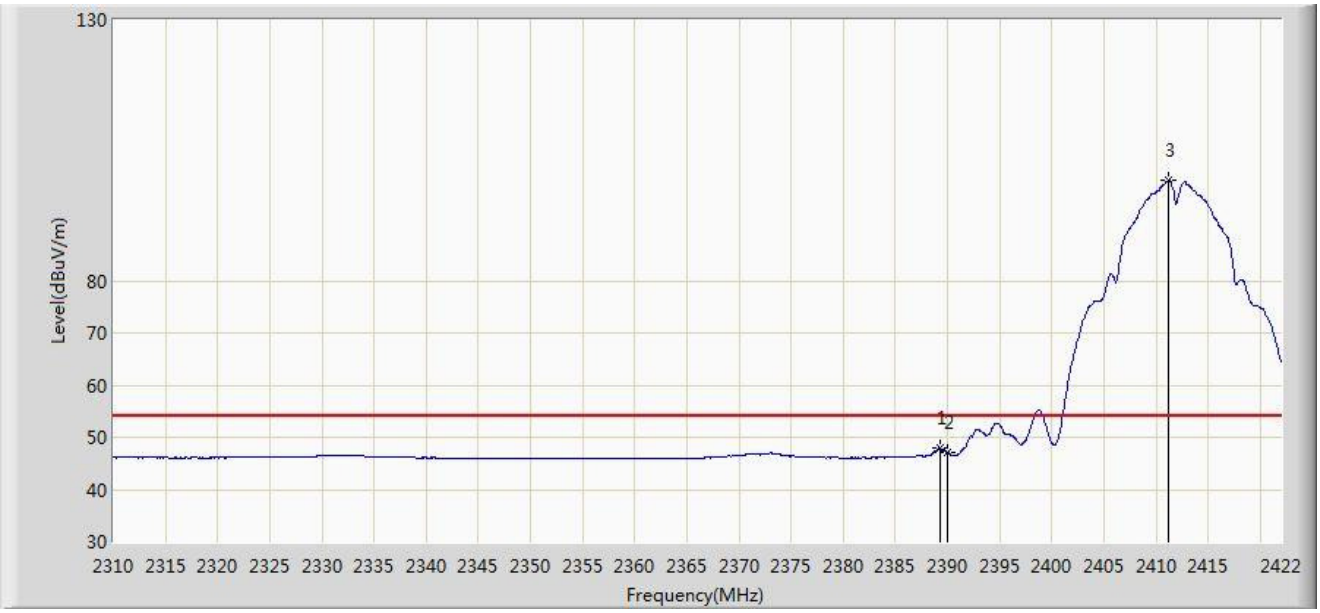

No	Flag	Mark	Frequency (MHz)	Measure Level (dBuV/m)	Reading Level (dBuV)	Over Limit (dB)	Limit (dBuV/m)	Factor (dB)	Type
1			2389.240	47.893	15.619	-6.107	54.000	32.274	AV
2			2390.000	47.105	14.827	-6.895	54.000	32.278	AV
3		*	2411.136	99.216	66.973	N/A	N/A	32.243	AV

Note: Measure Level (dBμV/m) = Reading Level (dBμV) + Factor (dB)

Factor (dB) = Cable Loss (dB) + Antenna Factor (dB/m) - Pre_Amplifier Gain (dB)

Site: AC2	Time: 2016/11/14 - 10:11
Limit: FCC_Part15.209_RE(3m)	Engineer: Snake Ni
Probe: BBHA9120D_1-18GHz	Polarity: Vertical
EUT: WIRELESS ACCESS POINT	Power: AC 120V/60Hz
Test Mode: Transmit by 802.11b at Channel 2412MHz Chain 0	

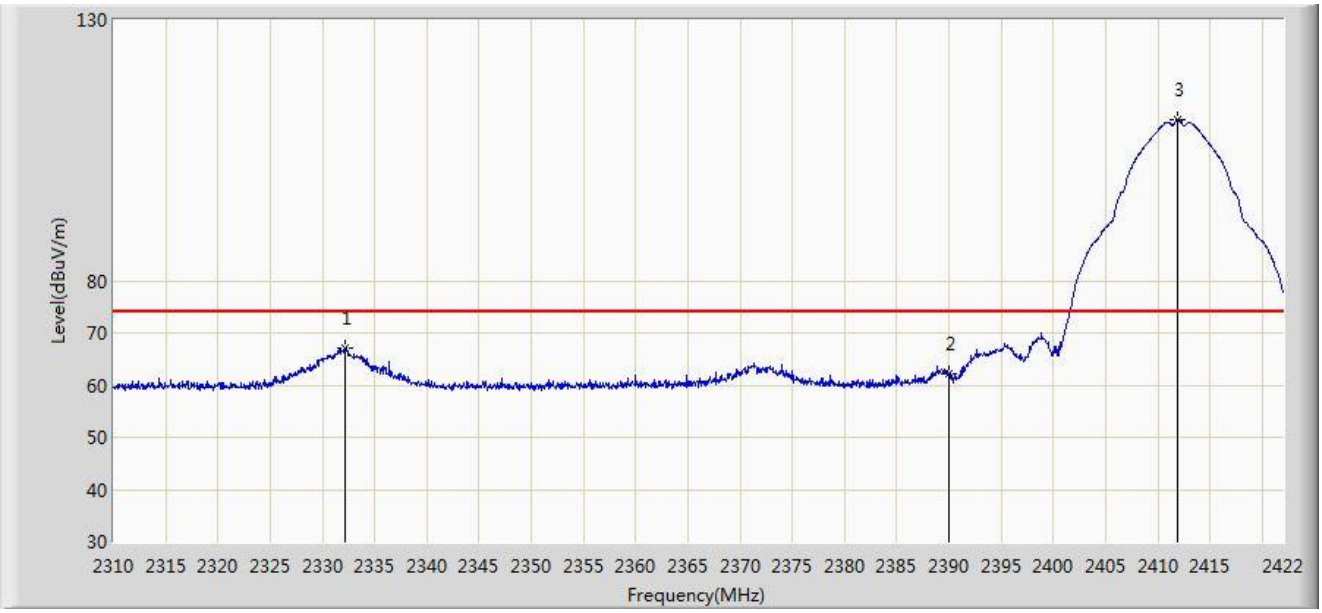

No	Flag	Mark	Frequency (MHz)	Measure Level (dBuV/m)	Reading Level (dBuV)	Over Limit (dB)	Limit (dBuV/m)	Factor (dB)	Type
1			2332.176	67.194	34.843	-6.806	74.000	32.351	PK
2			2390.000	62.057	29.779	-11.943	74.000	32.278	PK
3		*	2411.920	110.923	78.683	N/A	N/A	32.240	PK

Note: Measure Level (dBμV/m) = Reading Level (dBμV) + Factor (dB)

Factor (dB) = Cable Loss (dB) + Antenna Factor (dB/m) - Pre_Amplifier Gain (dB)

Site: AC2	Time: 2016/11/14 - 10:26
Limit: FCC_Part15.209_RE(3m)	Engineer: Snake Ni
Probe: BBHA9120D_1-18GHz	Polarity: Vertical
EUT: WIRELESS ACCESS POINT	Power: AC 120V/60Hz
Test Mode: Transmit by 802.11b at Channel 2412MHz Chain 0	

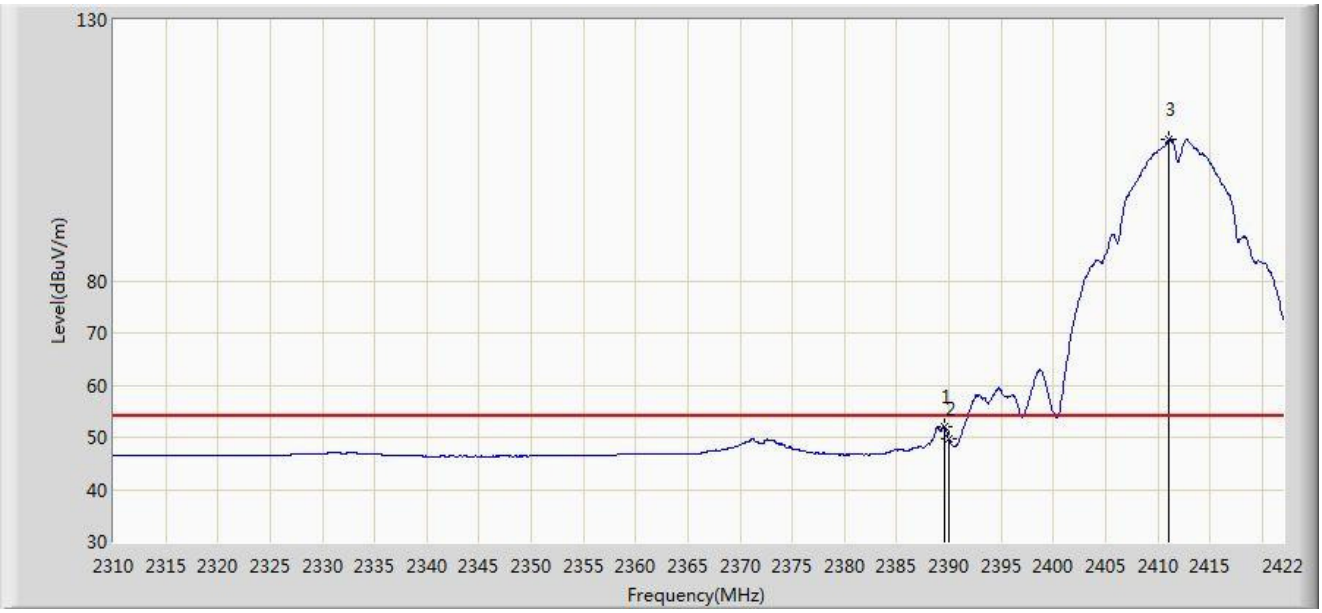

No	Flag	Mark	Frequency (MHz)	Measure Level (dBuV/m)	Reading Level (dBuV)	Over Limit (dB)	Limit (dBuV/m)	Factor (dB)	Type
1			2389.576	52.147	19.871	-1.853	54.000	32.276	AV
2			2390.000	49.577	17.299	-4.423	54.000	32.278	AV
3		*	2411.080	107.178	74.934	N/A	N/A	32.243	AV

Note: Measure Level (dBμV/m) = Reading Level (dBμV) + Factor (dB)

Factor (dB) = Cable Loss (dB) + Antenna Factor (dB/m) - Pre_Amplifier Gain (dB)

Site: AC2	Time: 2016/11/14 - 10:53
Limit: FCC_Part15.209_RE(3m)	Engineer: Snake Ni
Probe: BBHA9120D_1-18GHz	Polarity: Horizontal
EUT: WIRELESS ACCESS POINT	Power: AC 120V/60Hz
Test Mode: Transmit by 802.11b at Channel 2462MHz Chain 0	

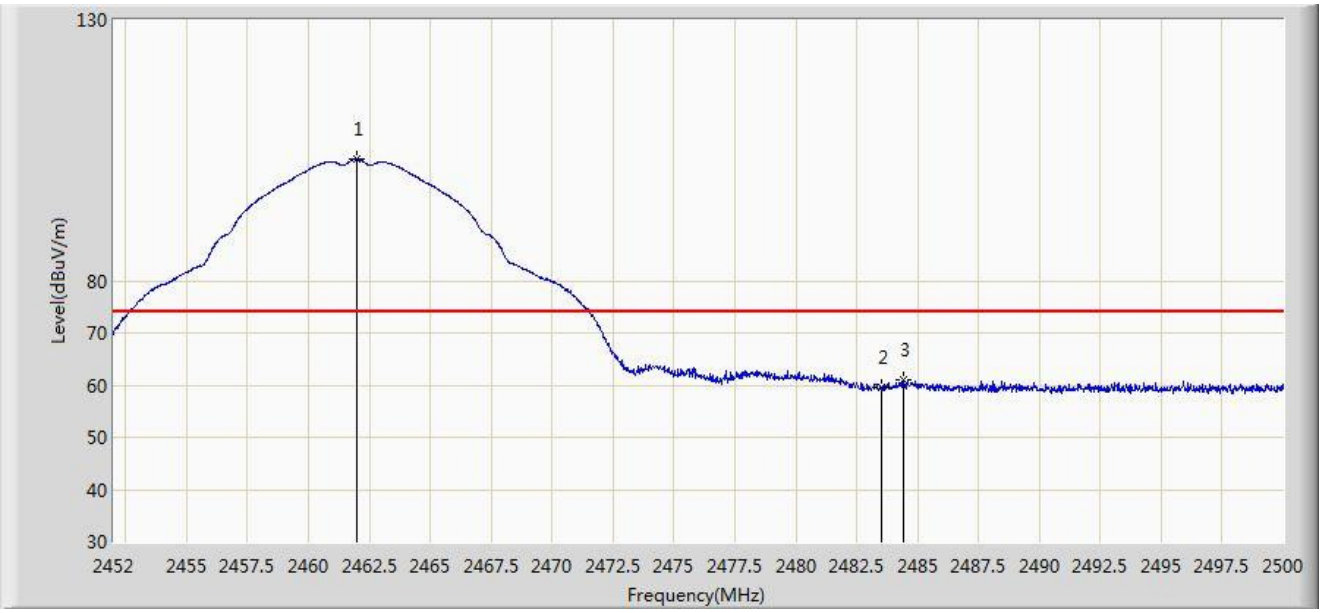

No	Flag	Mark	Frequency (MHz)	Measure Level (dBuV/m)	Reading Level (dBuV)	Over Limit (dB)	Limit (dBuV/m)	Factor (dB)	Type
1		*	2461.984	103.326	71.088	N/A	N/A	32.238	PK
2			2483.500	59.468	27.187	-14.532	74.000	32.282	PK
3			2484.400	61.007	28.723	-12.993	74.000	32.284	PK

Note: Measure Level (dBμV/m) = Reading Level (dBμV) + Factor (dB)

Factor (dB) = Cable Loss (dB) + Antenna Factor (dB/m) - Pre_Amplifier Gain (dB)

Site: AC2	Time: 2016/11/14 - 10:56
Limit: FCC_Part15.209_RE(3m)	Engineer: Snake Ni
Probe: BBHA9120D_1-18GHz	Polarity: Horizontal
EUT: WIRELESS ACCESS POINT	Power: AC 120V/60Hz
Test Mode: Transmit by 802.11b at Channel 2462MHz Chain 0	

No	Flag	Mark	Frequency (MHz)	Measure Level (dBuV/m)	Reading Level (dBuV)	Over Limit (dB)	Limit (dBuV/m)	Factor (dB)	Type
1		*	2461.240	99.722	67.487	N/A	N/A	32.235	AV
2			2483.500	46.541	14.260	-7.459	54.000	32.282	AV
3			2484.736	47.892	15.607	-6.108	54.000	32.286	AV

Note: Measure Level (dBμV/m) = Reading Level (dBμV) + Factor (dB)

Factor (dB) = Cable Loss (dB) + Antenna Factor (dB/m) - Pre_Amplifier Gain (dB)

Site: AC2	Time: 2016/11/14 - 10:47
Limit: FCC_Part15.209_RE(3m)	Engineer: Snake Ni
Probe: BBHA9120D_1-18GHz	Polarity: Vertical
EUT: WIRELESS ACCESS POINT	Power: AC 120V/60Hz
Test Mode: Transmit by 802.11b at Channel 2462MHz Chain 0	

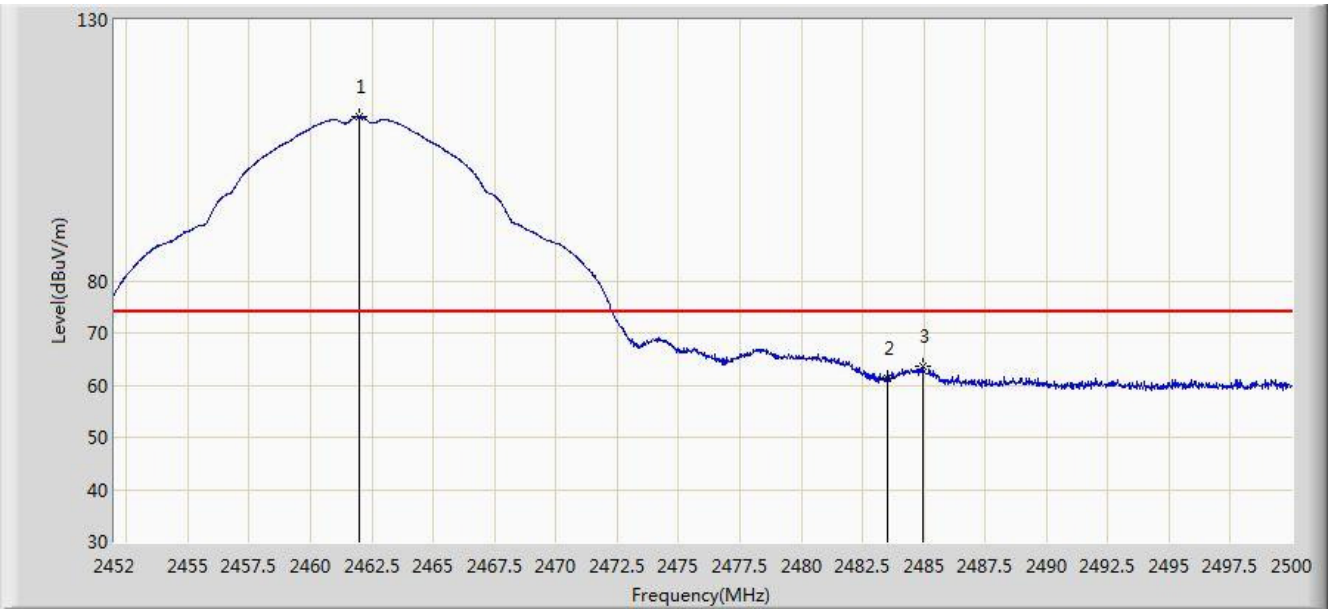

No	Flag	Mark	Frequency (MHz)	Measure Level (dBuV/m)	Reading Level (dBuV)	Over Limit (dB)	Limit (dBuV/m)	Factor (dB)	Type
1		*	2461.984	111.400	79.162	N/A	N/A	32.238	PK
2			2483.500	61.335	29.054	-12.665	74.000	32.282	PK
3			2484.952	63.549	31.263	-10.451	74.000	32.286	PK

Note: Measure Level (dBμV/m) = Reading Level (dBμV) + Factor (dB)

Factor (dB) = Cable Loss (dB) + Antenna Factor (dB/m) - Pre_Amplifier Gain (dB)

Profile: FCC Bandedge	Page No.: 78
Engineer: Snake Ni	
Site: AC2	Time: 2016/11/14 - 10:52
Limit: FCC_Part15.209_RE(3m)	Engineer: Snake Ni
Probe: BBHA9120D_1-18GHz	Polarity: Vertical
EUT: WIRELESS ACCESS POINT	Power: AC 120V/60Hz
Test Mode: Transmit by 802.11b at Channel 2462MHz Chain 0	

No	Flag	Mark	Frequency (MHz)	Measure Level (dBuV/m)	Reading Level (dBuV)	Over Limit (dB)	Limit (dBuV/m)	Factor (dB)	Type
1		*	2461.240	107.760	75.525	N/A	N/A	32.235	AV
2			2483.500	48.298	16.017	-5.702	54.000	32.282	AV
3			2484.664	52.393	20.108	-1.607	54.000	32.286	AV

Note: Measure Level (dBμV/m) = Reading Level (dBμV) + Factor (dB)

Factor (dB) = Cable Loss (dB) + Antenna Factor (dB/m) - Pre_Amplifier Gain (dB)

Site: AC2	Time: 2016/11/14 - 11:16
Limit: FCC_Part15.209_RE(3m)	Engineer: Snake Ni
Probe: BBHA9120D_1-18GHz	Polarity: Horizontal
EUT: WIRELESS ACCESS POINT	Power: AC 120V/60Hz
Test Mode: Transmit by 802.11g at Channel 2412MHz Chain 0	

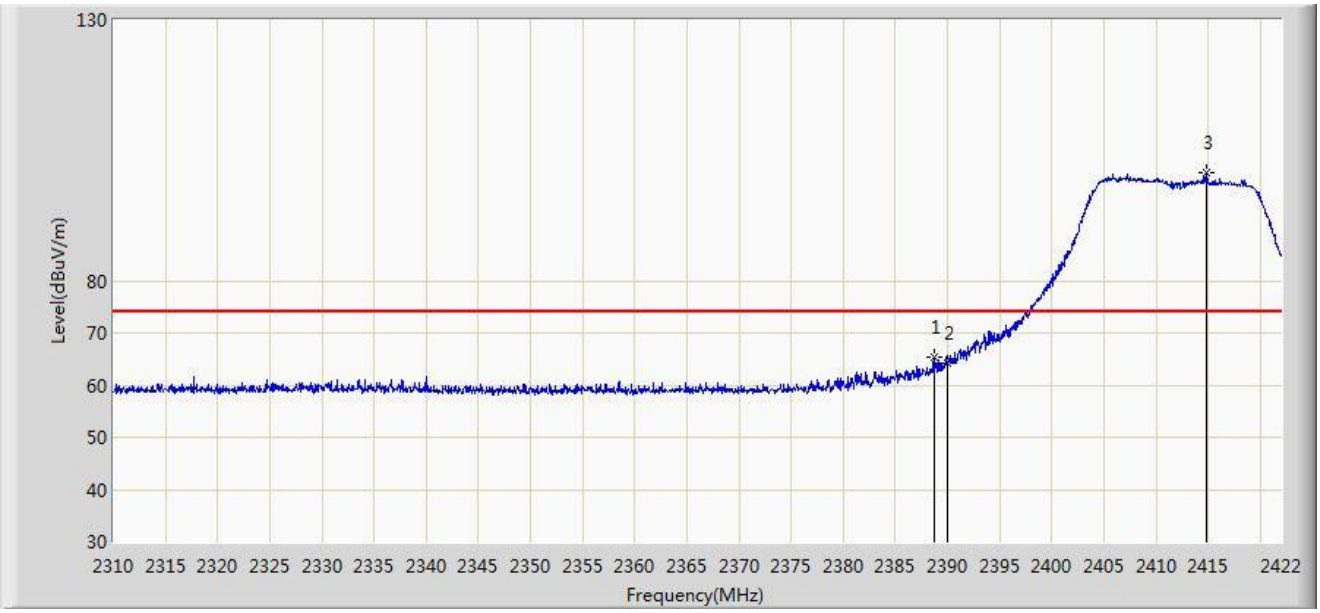

No	Flag	Mark	Frequency (MHz)	Measure Level (dBuV/m)	Reading Level (dBuV)	Over Limit (dB)	Limit (dBuV/m)	Factor (dB)	Type
1			2388.736	65.495	33.224	-8.505	74.000	32.271	PK
2			2390.000	64.098	31.820	-9.902	74.000	32.278	PK
3		*	2414.776	100.668	68.440	N/A	N/A	32.228	PK

Note: Measure Level (dBμV/m) = Reading Level (dBμV) + Factor (dB)

Factor (dB) = Cable Loss (dB) + Antenna Factor (dB/m) - Pre_Amplifier Gain (dB)

Site: AC2	Time: 2016/11/14 - 11:20
Limit: FCC_Part15.209_RE(3m)	Engineer: Snake Ni
Probe: BBHA9120D_1-18GHz	Polarity: Horizontal
EUT: WIRELESS ACCESS POINT	Power: AC 120V/60Hz
Test Mode: Transmit by 802.11g at Channel 2412MHz Chain 0	

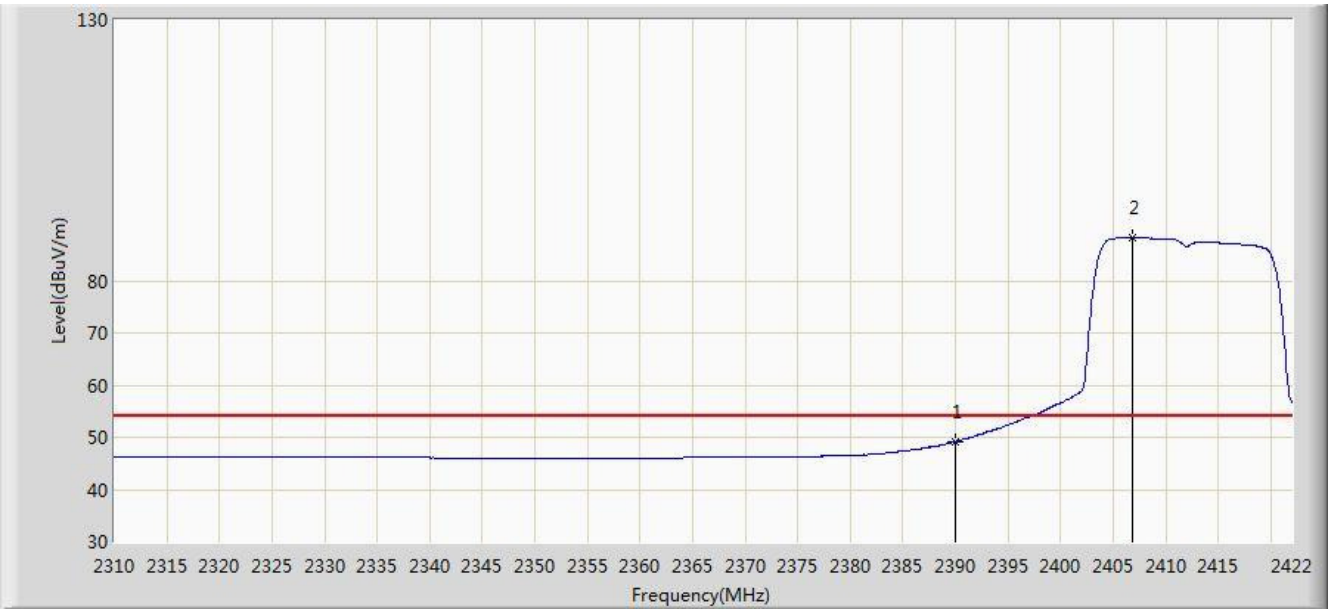

No	Flag	Mark	Frequency (MHz)	Measure Level (dBuV/m)	Reading Level (dBuV)	Over Limit (dB)	Limit (dBuV/m)	Factor (dB)	Type
1			2390.000	49.124	16.846	-4.876	54.000	32.278	AV
2		*	2406.824	88.272	56.014	N/A	N/A	32.258	AV

Note: Measure Level (dBμV/m) = Reading Level (dBμV) + Factor (dB)

Factor (dB) = Cable Loss (dB) + Antenna Factor (dB/m) - Pre_Amplifier Gain (dB)

Site: AC2	Time: 2016/11/14 - 11:15
Limit: FCC_Part15.209_RE(3m)	Engineer: Snake Ni
Probe: BBHA9120D_1-18GHz	Polarity: Vertical
EUT: WIRELESS ACCESS POINT	Power: AC 120V/60Hz
Test Mode: Transmit by 802.11g at Channel 2412MHz Chain 0	

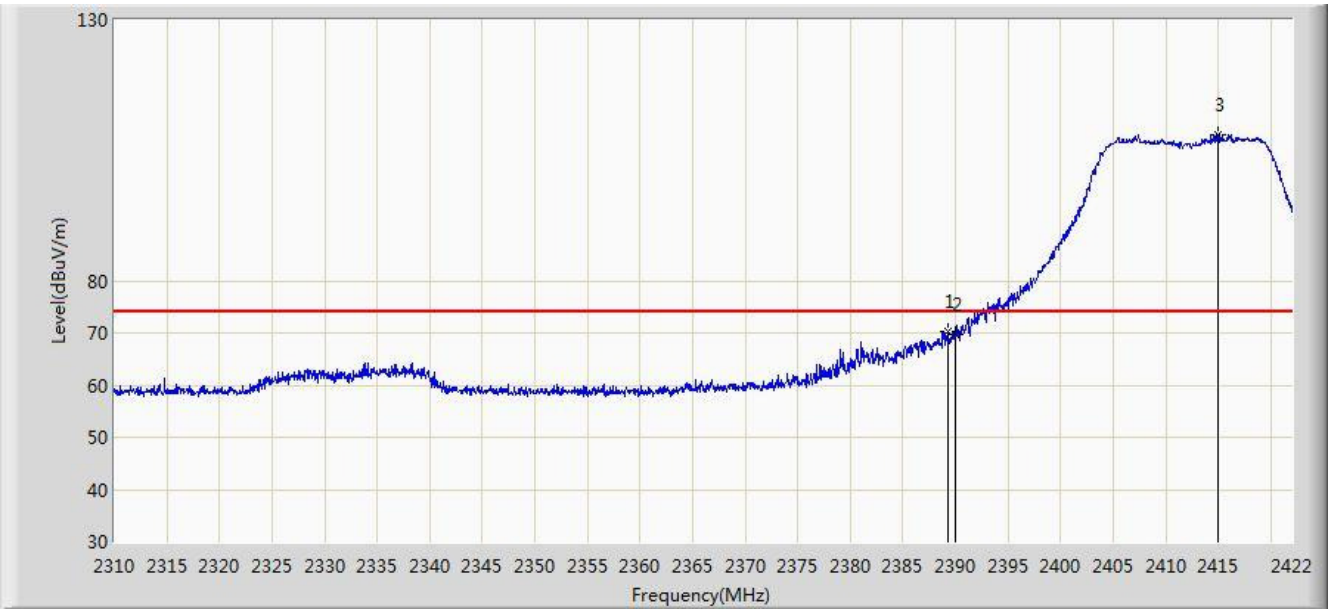

No	Flag	Mark	Frequency (MHz)	Measure Level (dBuV/m)	Reading Level (dBuV)	Over Limit (dB)	Limit (dBuV/m)	Factor (dB)	Type
1			2389.352	70.145	37.871	-3.855	74.000	32.274	PK
2			2390.000	69.837	37.559	-4.163	74.000	32.278	PK
3		*	2414.944	108.090	75.863	N/A	N/A	32.228	PK

Note: Measure Level (dBμV/m) = Reading Level (dBμV) + Factor (dB)

Factor (dB) = Cable Loss (dB) + Antenna Factor (dB/m) - Pre_Amplifier Gain (dB)

Site: AC2	Time: 2016/11/14 - 11:13
Limit: FCC_Part15.209_RE(3m)	Engineer: Snake Ni
Probe: BBHA9120D_1-18GHz	Polarity: Vertical
EUT: WIRELESS ACCESS POINT	Power: AC 120V/60Hz
Test Mode: Transmit by 802.11g at Channel 2412MHz Chain 0	

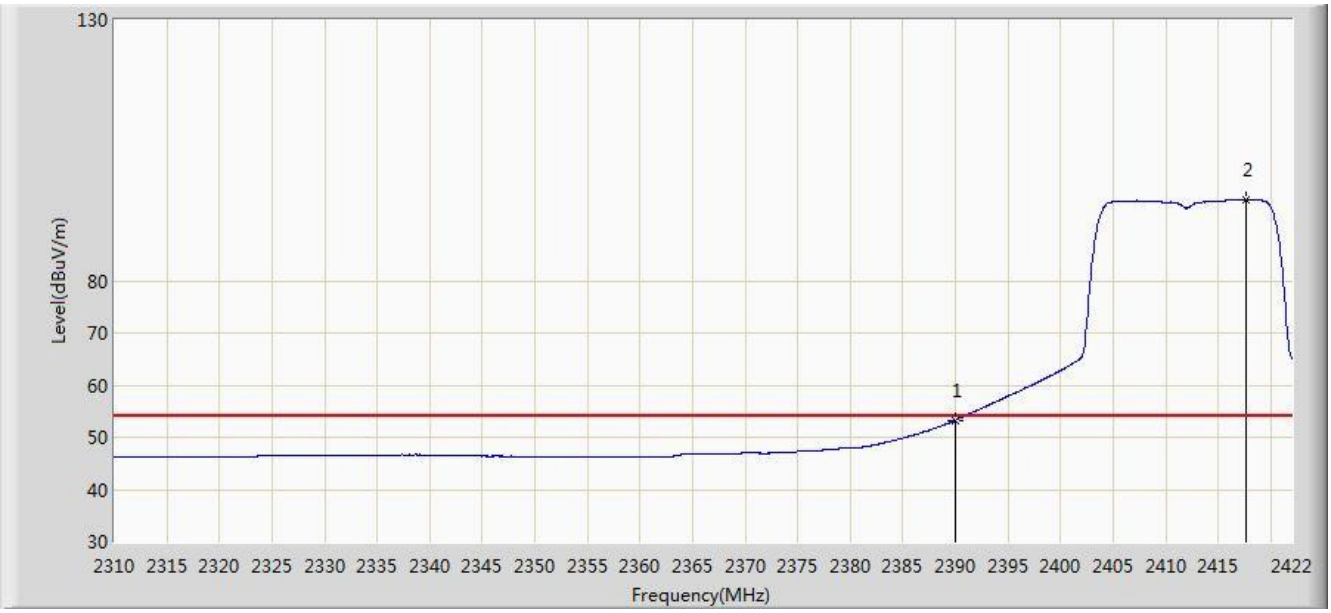

No	Flag	Mark	Frequency (MHz)	Measure Level (dBuV/m)	Reading Level (dBuV)	Over Limit (dB)	Limit (dBuV/m)	Factor (dB)	Type
1			2390.000	53.309	21.031	-0.691	54.000	32.278	AV
2		*	2417.632	95.590	63.374	N/A	N/A	32.217	AV

Note: Measure Level (dBμV/m) = Reading Level (dBμV) + Factor (dB)

Factor (dB) = Cable Loss (dB) + Antenna Factor (dB/m) - Pre_Amplifier Gain (dB)

Site: AC2	Time: 2016/11/14 - 11:28
Limit: FCC_Part15.209_RE(3m)	Engineer: Snake Ni
Probe: BBHA9120D_1-18GHz	Polarity: Horizontal
EUT: WIRELESS ACCESS POINT	Power: AC 120V/60Hz
Test Mode: Transmit by 802.11g at Channel 2437MHz Chain 0	

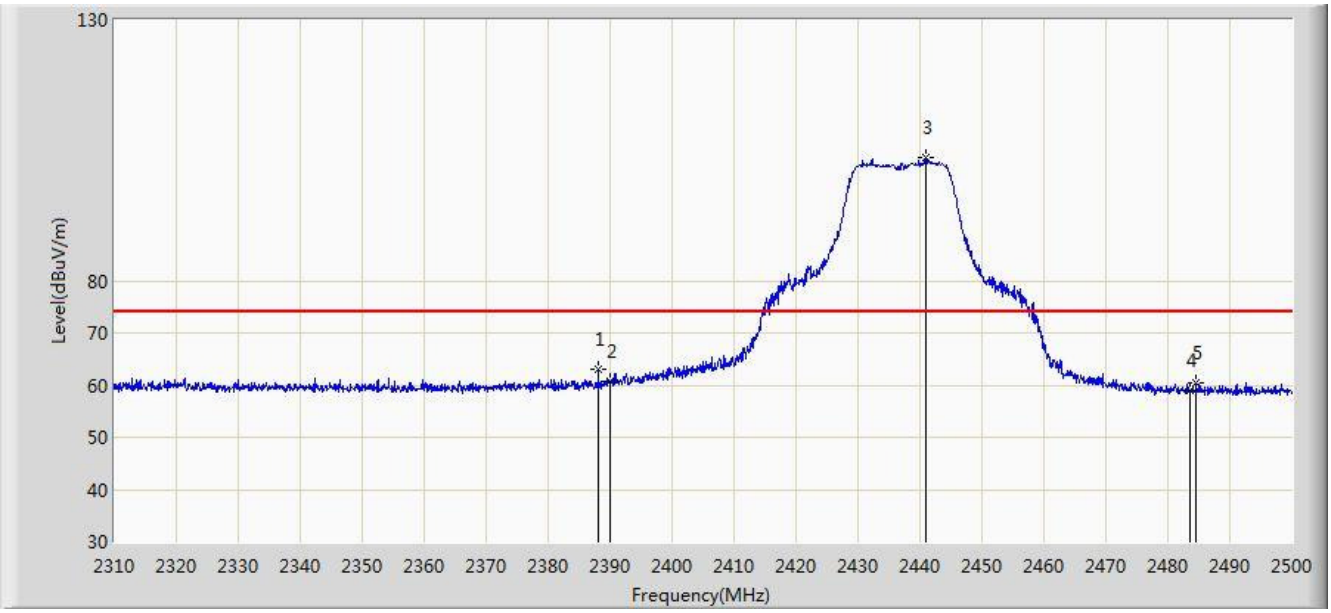

No	Flag	Mark	Frequency (MHz)	Measure Level (dBuV/m)	Reading Level (dBuV)	Over Limit (dB)	Limit (dBuV/m)	Factor (dB)	Type
1			2388.090	62.990	30.723	-11.010	74.000	32.268	PK
2			2390.000	60.736	28.458	-13.264	74.000	32.278	PK
3		*	2440.910	103.494	71.324	N/A	N/A	32.170	PK
4			2483.500	58.927	26.646	-15.073	74.000	32.282	PK
5			2484.610	60.323	28.038	-13.677	74.000	32.285	PK

Note: Measure Level (dBμV/m) = Reading Level (dBμV) + Factor (dB)

Factor (dB) = Cable Loss (dB) + Antenna Factor (dB/m) - Pre_Amplifier Gain (dB)

Site: AC2	Time: 2016/11/14 - 11:27
Limit: FCC_Part15.209_RE(3m)	Engineer: Snake Ni
Probe: BBHA9120D_1-18GHz	Polarity: Horizontal
EUT: WIRELESS ACCESS POINT	Power: AC 120V/60Hz
Test Mode: Transmit by 802.11g at Channel 2437MHz Chain 0	

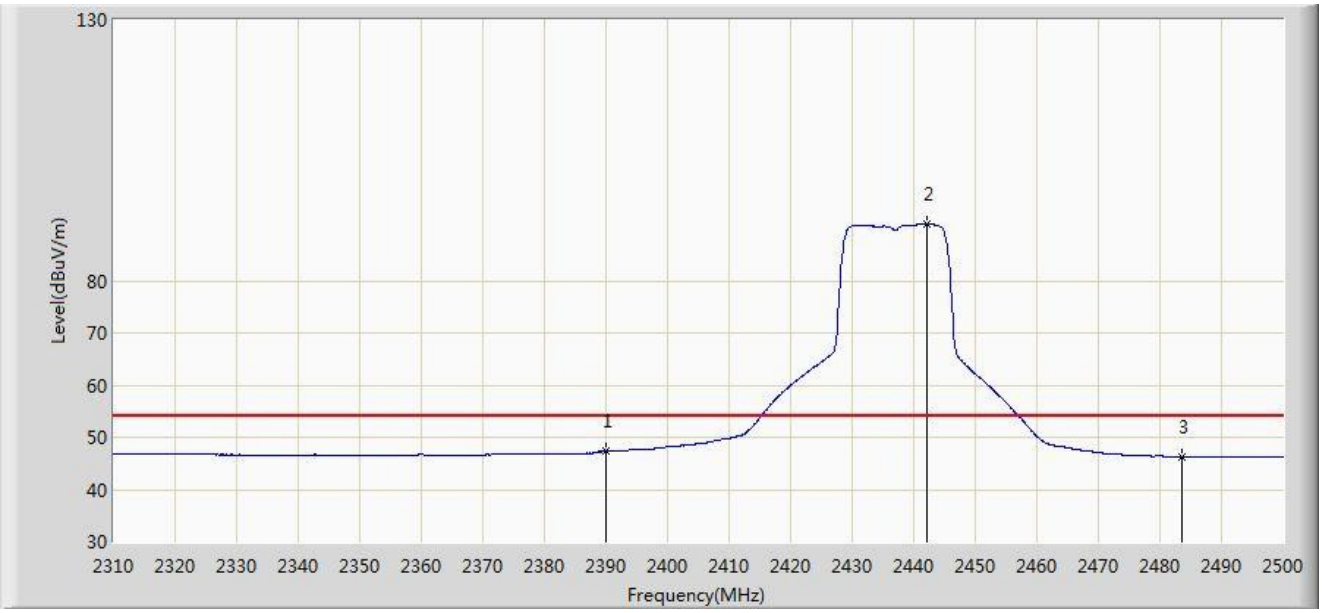

No	Flag	Mark	Frequency (MHz)	Measure Level (dBuV/m)	Reading Level (dBuV)	Over Limit (dB)	Limit (dBuV/m)	Factor (dB)	Type
1			2390.000	47.287	15.009	-6.713	54.000	32.278	AV
2		*	2442.145	90.774	58.604	N/A	N/A	32.170	AV
3			2483.500	46.270	13.989	-7.730	54.000	32.282	AV

Note: Measure Level (dBμV/m) = Reading Level (dBμV) + Factor (dB)

Factor (dB) = Cable Loss (dB) + Antenna Factor (dB/m) - Pre_Amplifier Gain (dB)

Site: AC2	Time: 2016/11/14 - 11:35
Limit: FCC_Part15.209_RE(3m)	Engineer: Snake Ni
Probe: BBHA9120D_1-18GHz	Polarity: Vertical
EUT: WIRELESS ACCESS POINT	Power: AC 120V/60Hz
Test Mode: Transmit by 802.11g at Channel 2437MHz Chain 0	

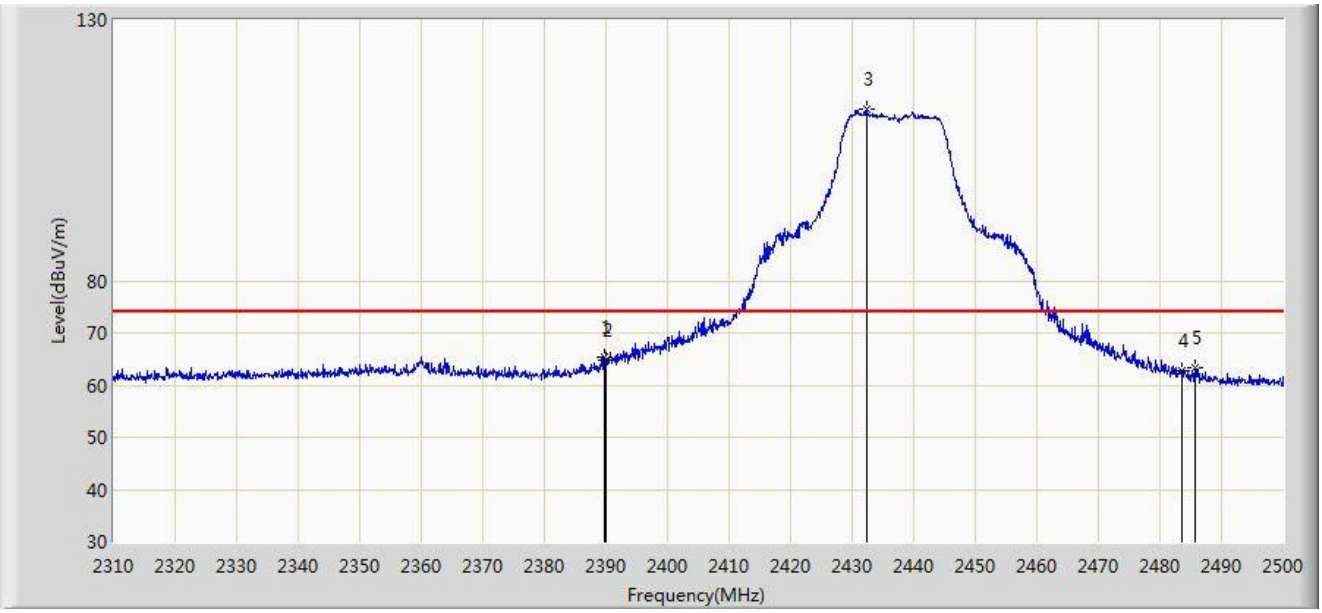

No	Flag	Mark	Frequency (MHz)	Measure Level (dBuV/m)	Reading Level (dBuV)	Over Limit (dB)	Limit (dBuV/m)	Factor (dB)	Type
1			2389.705	65.453	33.177	-8.547	74.000	32.277	PK
2			2390.000	64.903	32.625	-9.097	74.000	32.278	PK
3		*	2432.360	112.828	80.656	N/A	N/A	32.172	PK
4			2483.500	62.621	30.340	-11.379	74.000	32.282	PK
5			2485.655	63.456	31.167	-10.544	74.000	32.289	PK

Note: Measure Level (dBμV/m) = Reading Level (dBμV) + Factor (dB)

Factor (dB) = Cable Loss (dB) + Antenna Factor (dB/m) - Pre_Amplifier Gain (dB)

Site: AC2	Time: 2016/11/14 - 11:30
Limit: FCC_Part15.209_RE(3m)	Engineer: Snake Ni
Probe: BBHA9120D_1-18GHz	Polarity: Vertical
EUT: WIRELESS ACCESS POINT	Power: AC 120V/60Hz
Test Mode: Transmit by 802.11g at Channel 2437MHz Chain 0	

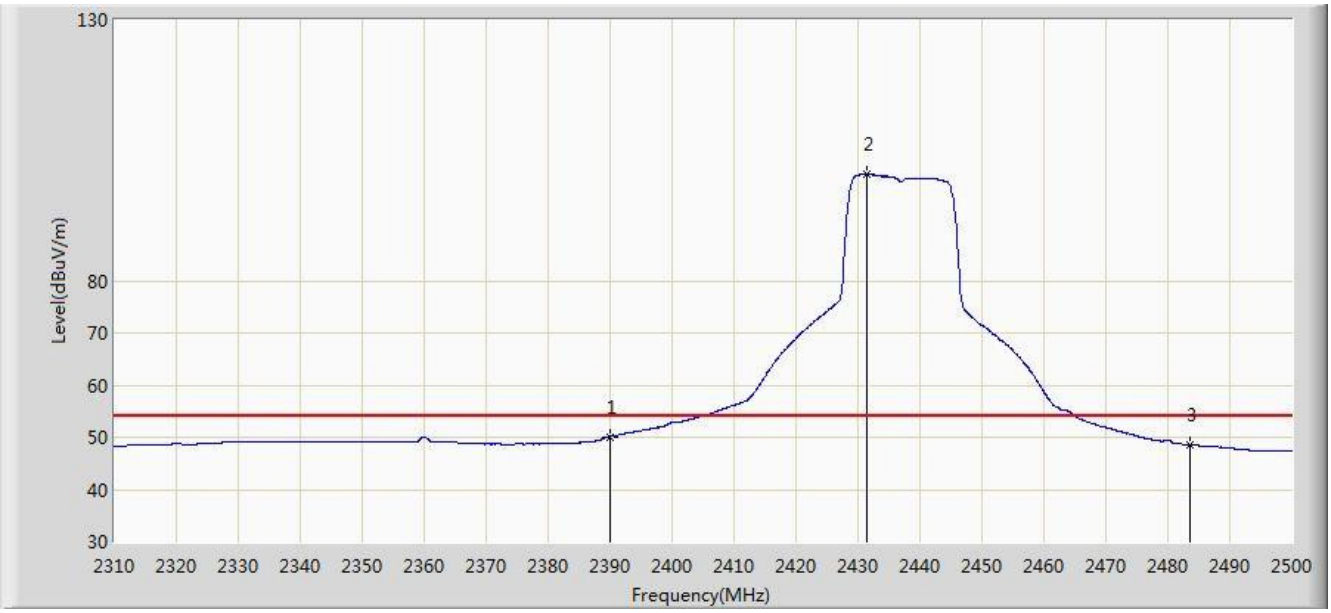

No	Flag	Mark	Frequency (MHz)	Measure Level (dBuV/m)	Reading Level (dBuV)	Over Limit (dB)	Limit (dBuV/m)	Factor (dB)	Type
1			2390.000	50.137	17.859	-3.863	54.000	32.278	AV
2		*	2431.315	100.368	68.196	N/A	N/A	32.172	AV
3			2483.500	48.519	16.238	-5.481	54.000	32.282	AV

Note: Measure Level (dBμV/m) = Reading Level (dBμV) + Factor (dB)

Factor (dB) = Cable Loss (dB) + Antenna Factor (dB/m) - Pre_Amplifier Gain (dB)

Site: AC2	Time: 2016/11/14 - 11:44
Limit: FCC_Part15.209_RE(3m)	Engineer: Snake Ni
Probe: BBHA9120D_1-18GHz	Polarity: Horizontal
EUT: WIRELESS ACCESS POINT	Power: AC 120V/60Hz
Test Mode: Transmit by 802.11g at Channel 2462MHz Chain 0	

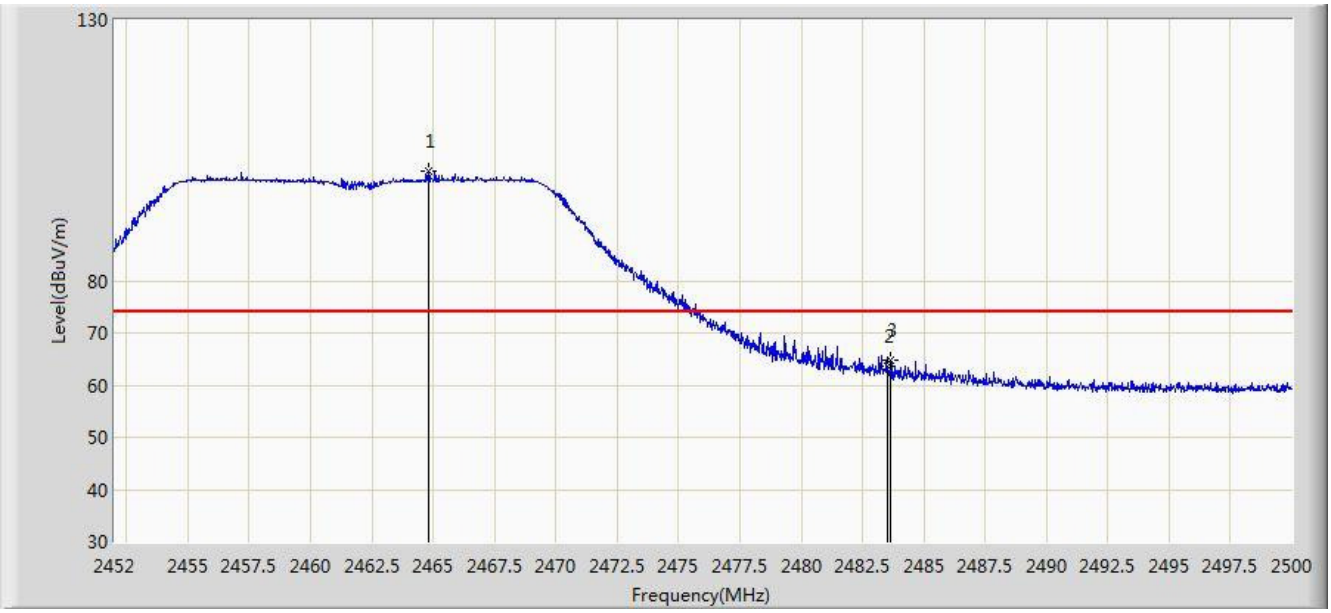

No	Flag	Mark	Frequency (MHz)	Measure Level (dBuV/m)	Reading Level (dBuV)	Over Limit (dB)	Limit (dBuV/m)	Factor (dB)	Type
1		*	2464.792	100.987	68.746	N/A	N/A	32.242	PK
2			2483.500	63.498	31.217	-10.502	74.000	32.282	PK
3			2483.656	64.719	32.437	-9.281	74.000	32.282	PK

Note: Measure Level (dBμV/m) = Reading Level (dBμV) + Factor (dB)

Factor (dB) = Cable Loss (dB) + Antenna Factor (dB/m) - Pre_Amplifier Gain (dB)

Site: AC2	Time: 2016/11/14 - 11:46
Limit: FCC_Part15.209_RE(3m)	Engineer: Snake Ni
Probe: BBHA9120D_1-18GHz	Polarity: Horizontal
EUT: WIRELESS ACCESS POINT	Power: AC 120V/60Hz
Test Mode: Transmit by 802.11g at Channel 2462MHz Chain 0	

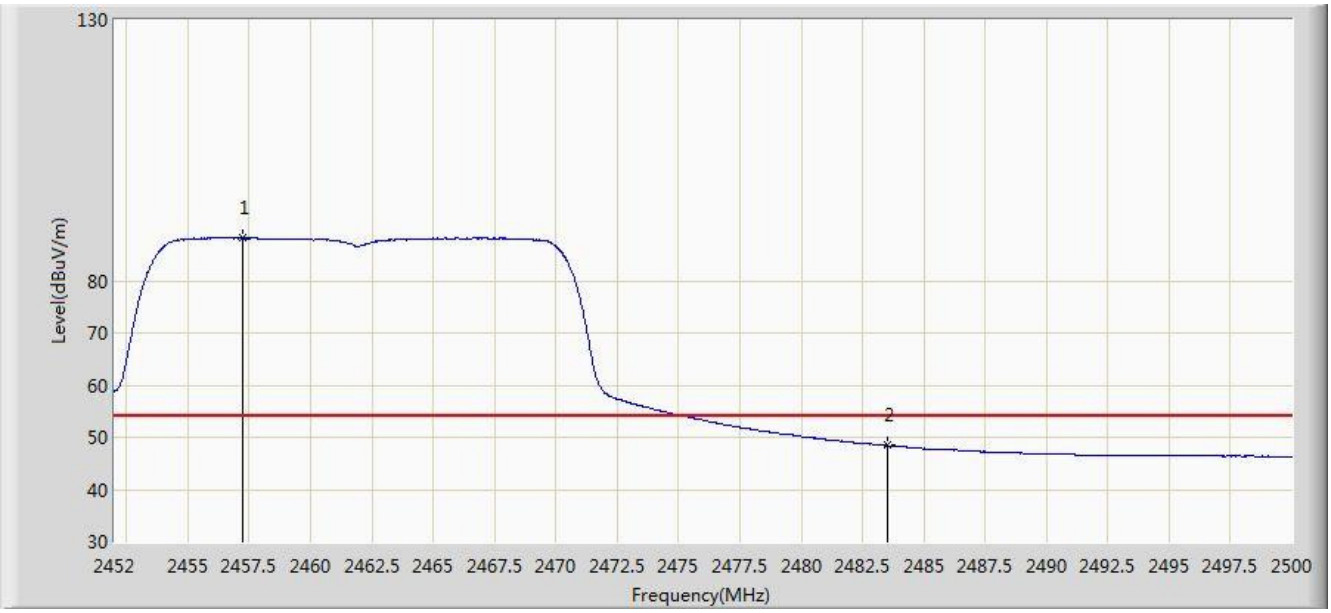

No	Flag	Mark	Frequency (MHz)	Measure Level (dBuV/m)	Reading Level (dBuV)	Over Limit (dB)	Limit (dBuV/m)	Factor (dB)	Type
1		*	2457.208	88.260	56.042	N/A	N/A	32.218	AV
2			2483.500	48.417	16.136	-5.583	54.000	32.282	AV

Note: Measure Level (dBμV/m) = Reading Level (dBμV) + Factor (dB)

Factor (dB) = Cable Loss (dB) + Antenna Factor (dB/m) - Pre_Amplifier Gain (dB)

Site: AC2	Time: 2016/11/14 - 11:43
Limit: FCC_Part15.209_RE(3m)	Engineer: Snake Ni
Probe: BBHA9120D_1-18GHz	Polarity: Vertical
EUT: WIRELESS ACCESS POINT	Power: AC 120V/60Hz
Test Mode: Transmit by 802.11g at Channel 2462MHz Chain 0	

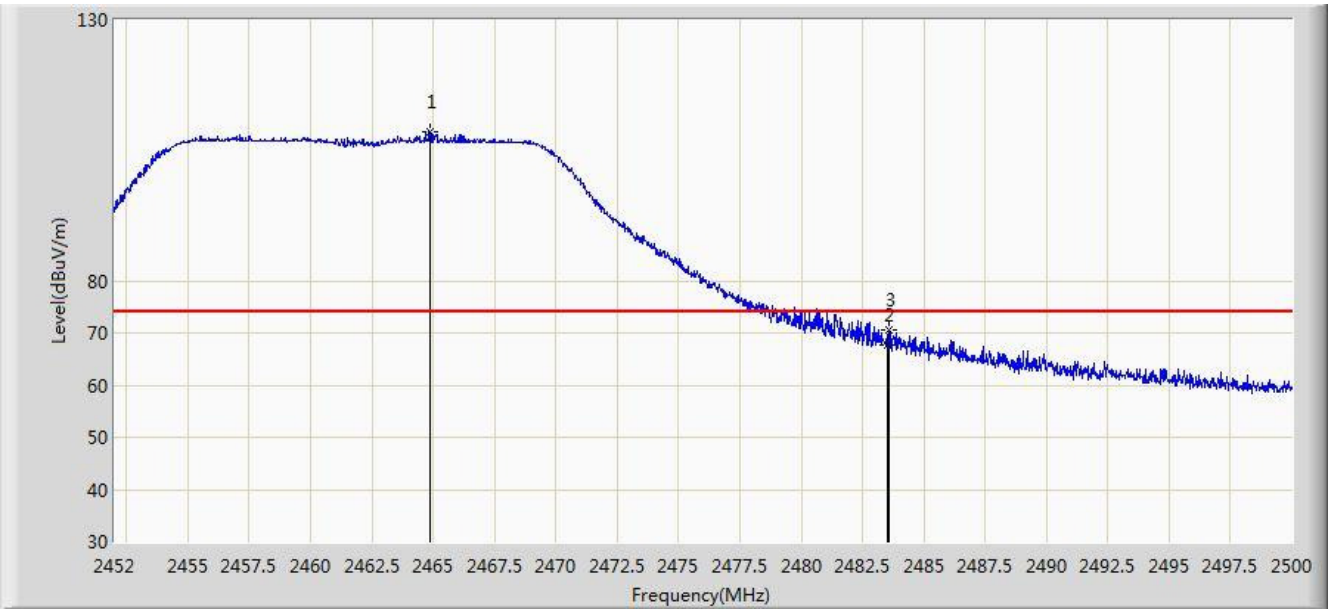

No	Flag	Mark	Frequency (MHz)	Measure Level (dBuV/m)	Reading Level (dBuV)	Over Limit (dB)	Limit (dBuV/m)	Factor (dB)	Type
1		*	2464.888	108.500	76.258	N/A	N/A	32.242	PK
2			2483.500	67.766	35.485	-6.234	74.000	32.282	PK
3			2483.560	70.674	38.393	-3.326	74.000	32.282	PK

Note: Measure Level (dBμV/m) = Reading Level (dBμV) + Factor (dB)

Factor (dB) = Cable Loss (dB) + Antenna Factor (dB/m) - Pre_Amplifier Gain (dB)

Site: AC2	Time: 2016/11/14 - 11:40
Limit: FCC_Part15.209_RE(3m)	Engineer: Snake Ni
Probe: BBHA9120D_1-18GHz	Polarity: Vertical
EUT: WIRELESS ACCESS POINT	Power: AC 120V/60Hz
Test Mode: Transmit by 802.11g at Channel 2462MHz Chain 0	

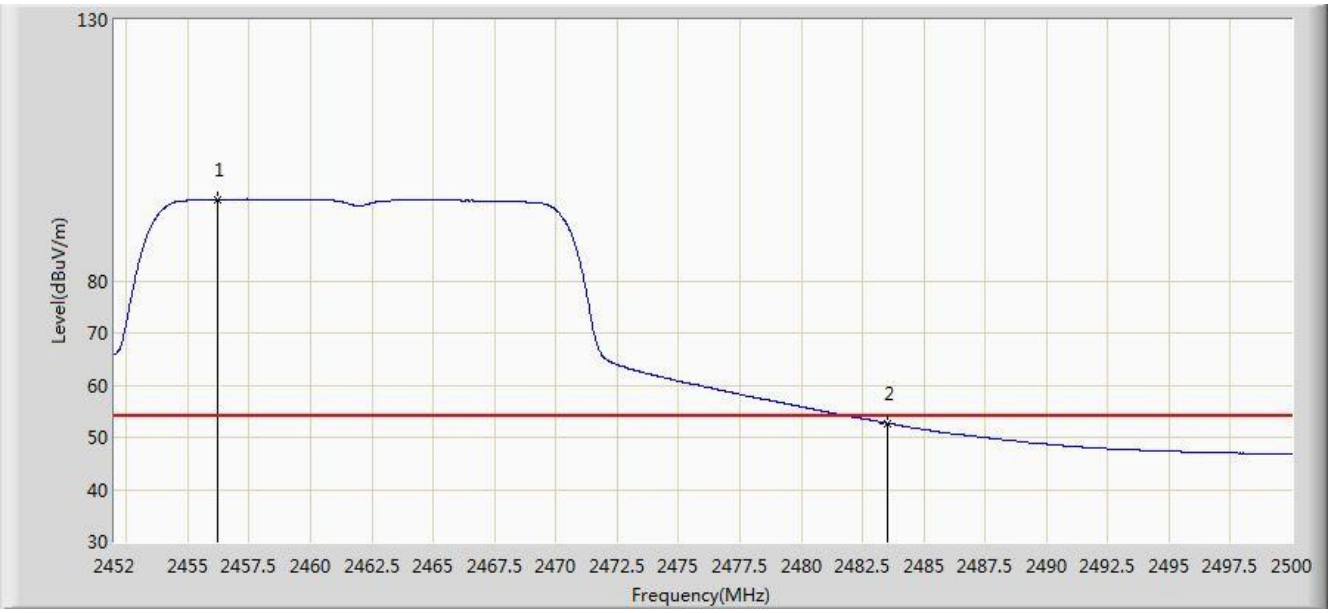

No	Flag	Mark	Frequency (MHz)	Measure Level (dBuV/m)	Reading Level (dBuV)	Over Limit (dB)	Limit (dBuV/m)	Factor (dB)	Type
1		*	2456.224	95.558	63.345	N/A	N/A	32.213	AV
2			2483.500	52.687	20.406	-1.313	54.000	32.282	AV

Note: Measure Level (dBμV/m) = Reading Level (dBμV) + Factor (dB)

Factor (dB) = Cable Loss (dB) + Antenna Factor (dB/m) - Pre_Amplifier Gain (dB)

Site: AC2	Time: 2016/11/14 - 11:55
Limit: FCC_Part15.209_RE(3m)	Engineer: Snake Ni
Probe: BBHA9120D_1-18GHz	Polarity: Horizontal
EUT: WIRELESS ACCESS POINT	Power: AC 120V/60Hz
Test Mode: Transmit by 802.11b at Channel 2412MHz Chain 1	

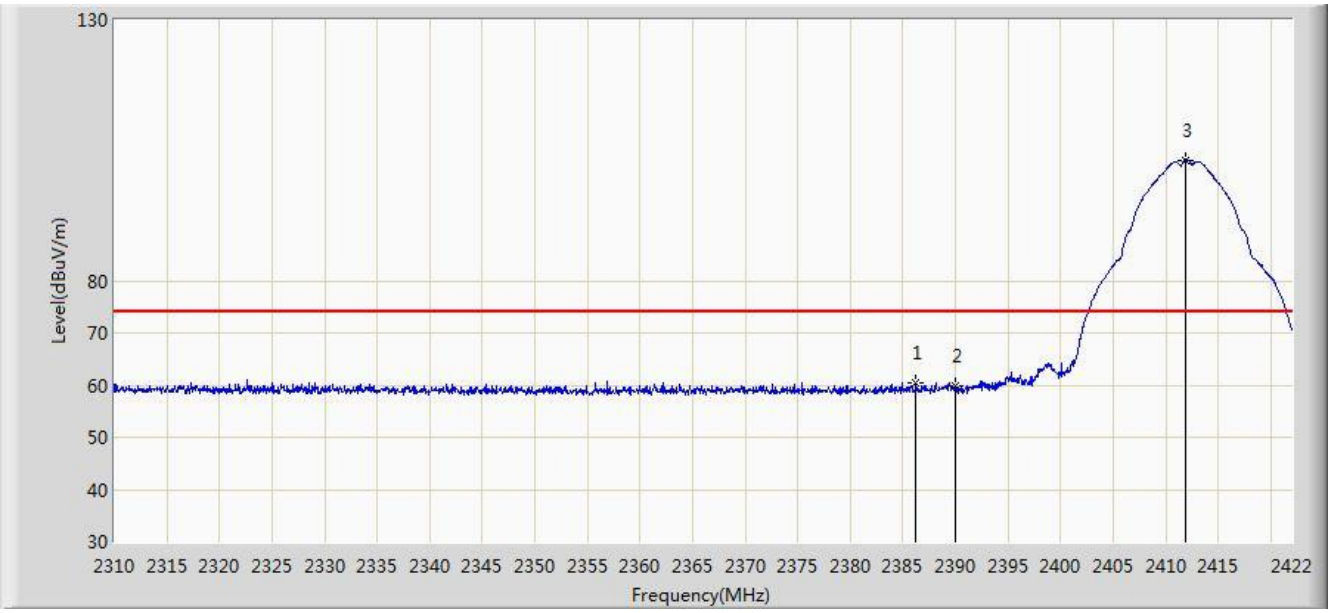

No	Flag	Mark	Frequency (MHz)	Measure Level (dBuV/m)	Reading Level (dBuV)	Over Limit (dB)	Limit (dBuV/m)	Factor (dB)	Type
1			2386.272	60.515	28.258	-13.485	74.000	32.257	PK
2			2390.000	59.731	27.453	-14.269	74.000	32.278	PK
3		*	2411.864	103.164	70.924	N/A	N/A	32.240	PK

Note: Measure Level (dBμV/m) = Reading Level (dBμV) + Factor (dB)

Factor (dB) = Cable Loss (dB) + Antenna Factor (dB/m) - Pre_Amplifier Gain (dB)

Site: AC2	Time: 2016/11/14 - 11:58
Limit: FCC_Part15.209_RE(3m)	Engineer: Snake Ni
Probe: BBHA9120D_1-18GHz	Polarity: Horizontal
EUT: WIRELESS ACCESS POINT	Power: AC 120V/60Hz
Test Mode: Transmit by 802.11b at Channel 2412MHz Chain 1	

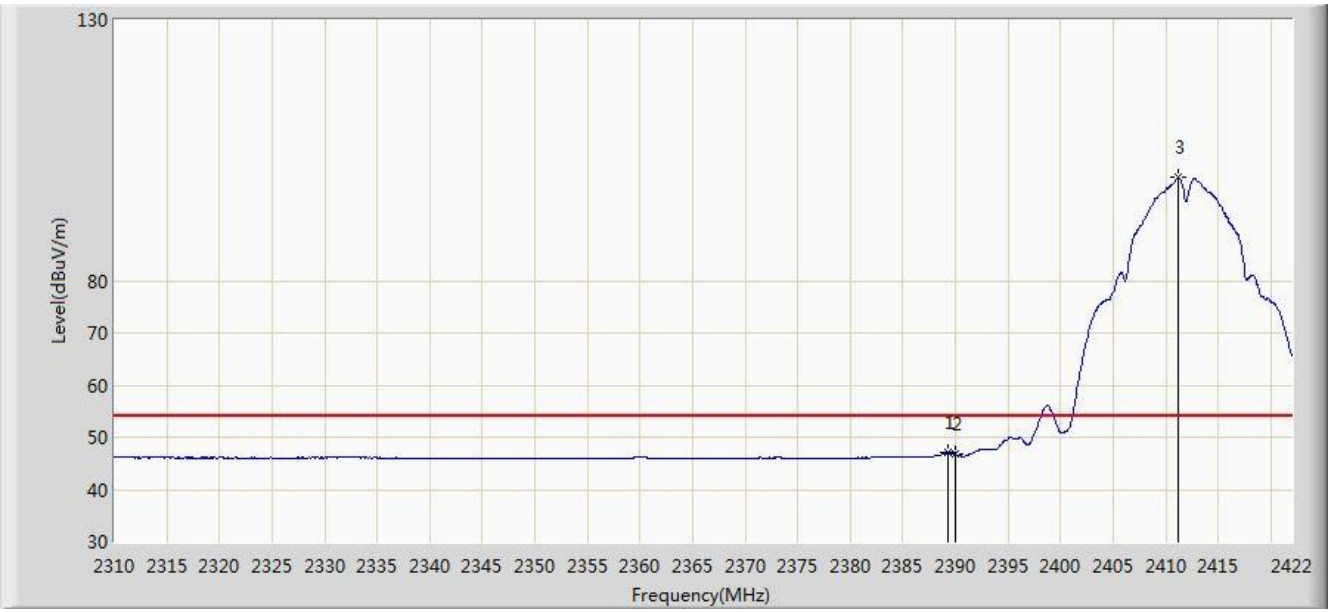

No	Flag	Mark	Frequency (MHz)	Measure Level (dBuV/m)	Reading Level (dBuV)	Over Limit (dB)	Limit (dBuV/m)	Factor (dB)	Type
1			2389.352	47.057	14.783	-6.943	54.000	32.274	AV
2			2390.000	46.678	14.400	-7.322	54.000	32.278	AV
3		*	2411.192	99.762	67.519	N/A	N/A	32.243	AV

Note: Measure Level (dBμV/m) = Reading Level (dBμV) + Factor (dB)

Factor (dB) = Cable Loss (dB) + Antenna Factor (dB/m) - Pre_Amplifier Gain (dB)

Site: AC2	Time: 2016/11/14 - 11:54
Limit: FCC_Part15.209_RE(3m)	Engineer: Snake Ni
Probe: BBHA9120D_1-18GHz	Polarity: Vertical
EUT: WIRELESS ACCESS POINT	Power: AC 120V/60Hz
Test Mode: Transmit by 802.11b at Channel 2412MHz Chain 1	

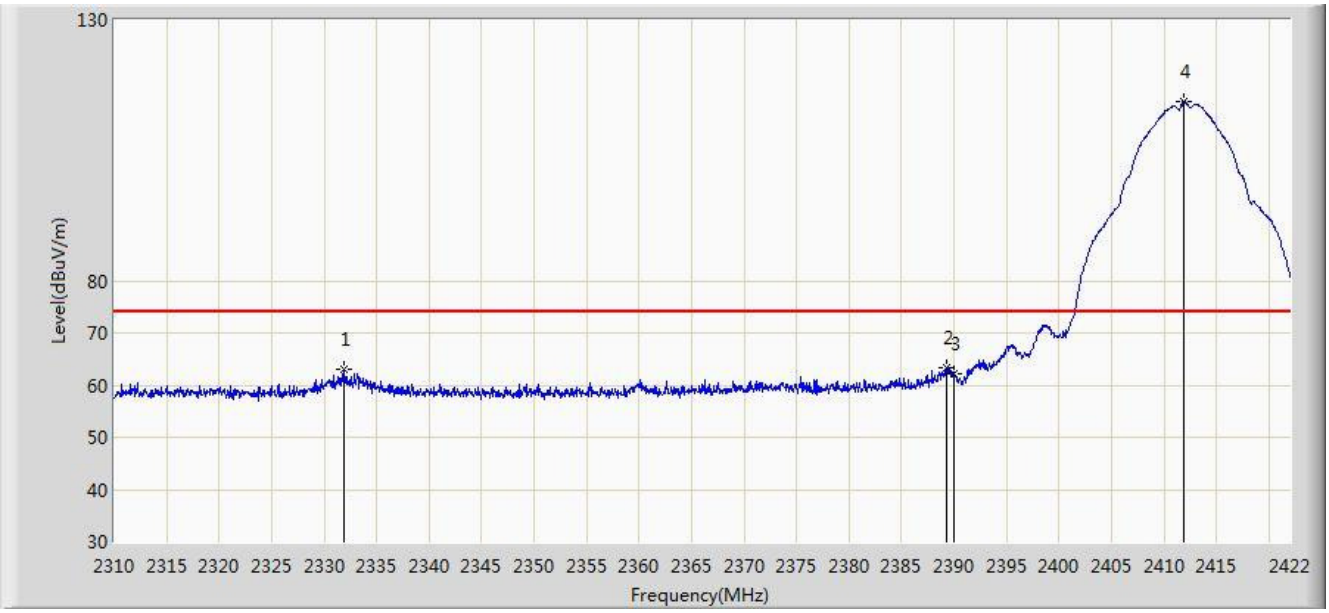

No	Flag	Mark	Frequency (MHz)	Measure Level (dBuV/m)	Reading Level (dBuV)	Over Limit (dB)	Limit (dBuV/m)	Factor (dB)	Type
1			2331.840	63.168	30.815	-10.832	74.000	32.352	PK
2			2389.352	63.281	31.007	-10.719	74.000	32.274	PK
3			2390.000	62.056	29.778	-11.944	74.000	32.278	PK
4		*	2411.864	114.320	82.080	N/A	N/A	32.240	PK

Note: Measure Level (dBμV/m) = Reading Level (dBμV) + Factor (dB)

Factor (dB) = Cable Loss (dB) + Antenna Factor (dB/m) - Pre_Amplifier Gain (dB)

Site: AC2	Time: 2016/11/14 - 11:50
Limit: FCC_Part15.209_RE(3m)	Engineer: Snake Ni
Probe: BBHA9120D_1-18GHz	Polarity: Vertical
EUT: WIRELESS ACCESS POINT	Power: AC 120V/60Hz
Test Mode: Transmit by 802.11b at Channel 2412MHz Chain 1	

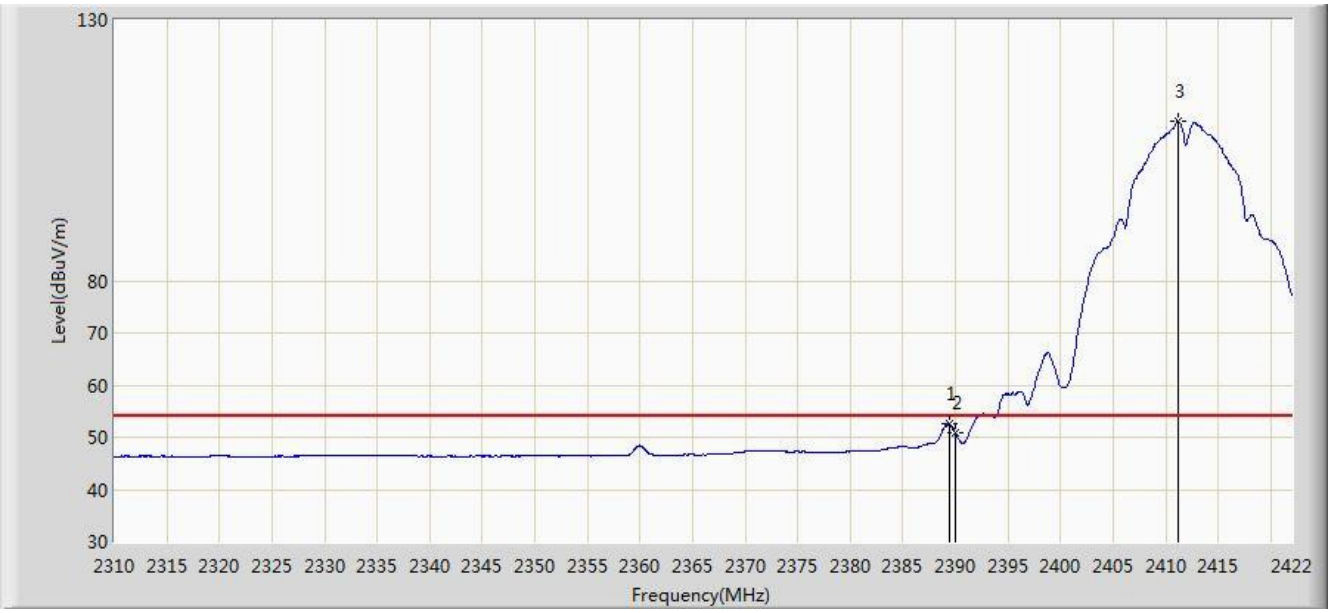

No	Flag	Mark	Frequency (MHz)	Measure Level (dBuV/m)	Reading Level (dBuV)	Over Limit (dB)	Limit (dBuV/m)	Factor (dB)	Type
1			2389.408	52.568	20.293	-1.432	54.000	32.274	AV
2			2390.000	50.784	18.506	-3.216	54.000	32.278	AV
3		*	2411.136	110.515	78.272	N/A	N/A	32.243	AV

Note: Measure Level (dBμV/m) = Reading Level (dBμV) + Factor (dB)

Factor (dB) = Cable Loss (dB) + Antenna Factor (dB/m) - Pre_Amplifier Gain (dB)

Site: AC2	Time: 2016/11/14 - 13:37
Limit: FCC_Part15.209_RE(3m)	Engineer: Snake Ni
Probe: BBHA9120D_1-18GHz	Polarity: Horizontal
EUT: WIRELESS ACCESS POINT	Power: AC 120V/60Hz
Test Mode: Transmit by 802.11b at Channel 2437MHz Chain 1	

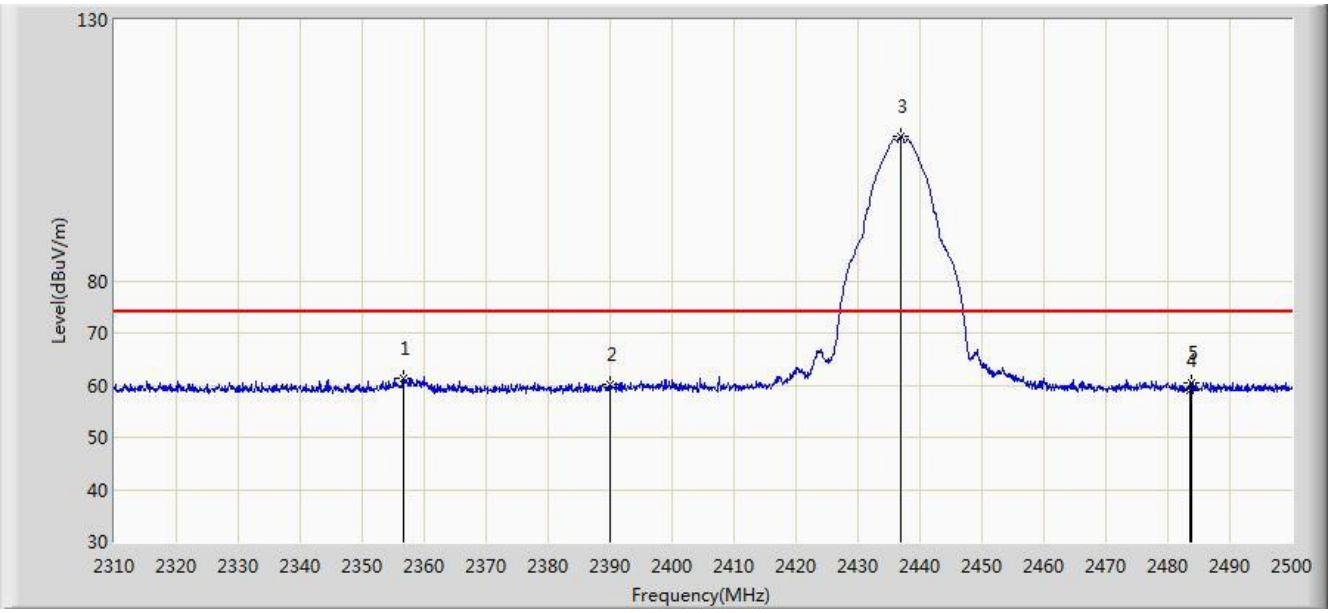

No	Flag	Mark	Frequency (MHz)	Measure Level (dBuV/m)	Reading Level (dBuV)	Over Limit (dB)	Limit (dBuV/m)	Factor (dB)	Type
1			2356.550	61.432	29.174	-12.568	74.000	32.257	PK
2			2390.000	60.036	27.758	-13.964	74.000	32.278	PK
3		*	2436.825	107.599	75.428	N/A	N/A	32.171	PK
4			2483.500	59.062	26.781	-14.938	74.000	32.282	PK
5			2483.755	60.507	28.225	-13.493	74.000	32.282	PK

Note: Measure Level (dBμV/m) = Reading Level (dBμV) + Factor (dB)

Factor (dB) = Cable Loss (dB) + Antenna Factor (dB/m) - Pre_Amplifier Gain (dB)

Site: AC2	Time: 2016/11/14 - 13:41
Limit: FCC_Part15.209_RE(3m)	Engineer: Snake Ni
Probe: BBHA9120D_1-18GHz	Polarity: Horizontal
EUT: WIRELESS ACCESS POINT	Power: AC 120V/60Hz
Test Mode: Transmit by 802.11b at Channel 2437MHz Chain 1	

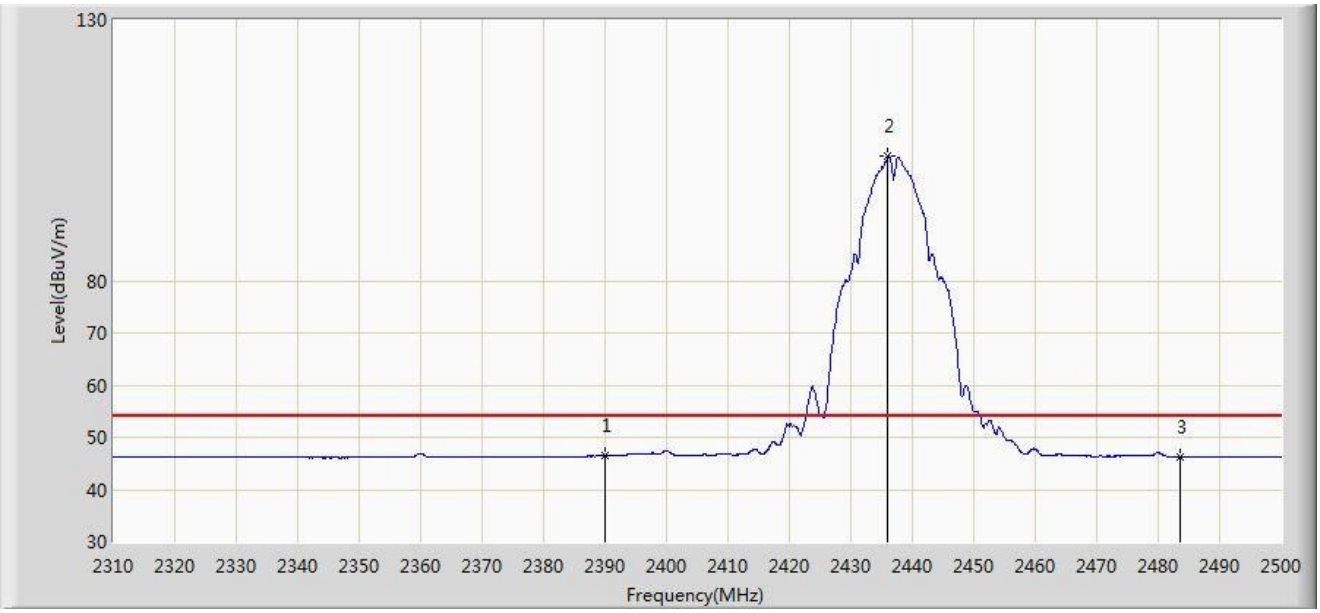

No	Flag	Mark	Frequency (MHz)	Measure Level (dBuV/m)	Reading Level (dBuV)	Over Limit (dB)	Limit (dBuV/m)	Factor (dB)	Type
1			2390.000	46.436	14.158	-7.564	54.000	32.278	AV
2		*	2436.065	103.895	71.724	N/A	N/A	32.171	AV
3			2483.500	46.307	14.026	-7.693	54.000	32.282	AV

Note: Measure Level (dBμV/m) = Reading Level (dBμV) + Factor (dB)

Factor (dB) = Cable Loss (dB) + Antenna Factor (dB/m) - Pre_Amplifier Gain (dB)

Site: AC2	Time: 2016/11/14 - 13:29
Limit: FCC_Part15.209_RE(3m)	Engineer: Snake Ni
Probe: BBHA9120D_1-18GHz	Polarity: Vertical
EUT: WIRELESS ACCESS POINT	Power: AC 120V/60Hz
Test Mode: Transmit by 802.11b at Channel 2437MHz Chain 1	

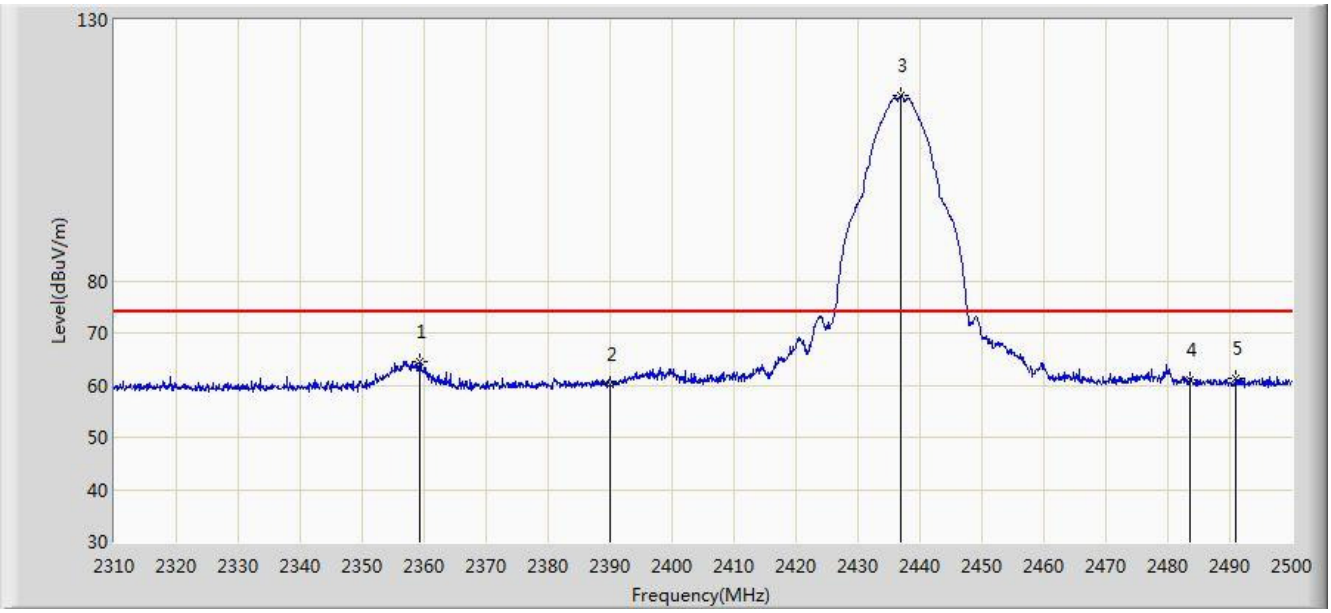

No	Flag	Mark	Frequency (MHz)	Measure Level (dBuV/m)	Reading Level (dBuV)	Over Limit (dB)	Limit (dBuV/m)	Factor (dB)	Type
1			2359.305	64.614	32.363	-9.386	74.000	32.252	PK
2			2390.000	60.025	27.747	-13.975	74.000	32.278	PK
3		*	2436.920	115.586	83.415	N/A	N/A	32.171	PK
4			2483.500	60.965	28.684	-13.035	74.000	32.282	PK
5			2490.880	61.388	29.081	-12.612	74.000	32.307	PK

Note: Measure Level (dBμV/m) = Reading Level (dBμV) + Factor (dB)

Factor (dB) = Cable Loss (dB) + Antenna Factor (dB/m) - Pre_Amplifier Gain (dB)

Site: AC2	Time: 2016/11/14 - 13:36
Limit: FCC_Part15.209_RE(3m)	Engineer: Snake Ni
Probe: BBHA9120D_1-18GHz	Polarity: Vertical
EUT: WIRELESS ACCESS POINT	Power: AC 120V/60Hz
Test Mode: Transmit by 802.11b at Channel 2437MHz Chain 1	

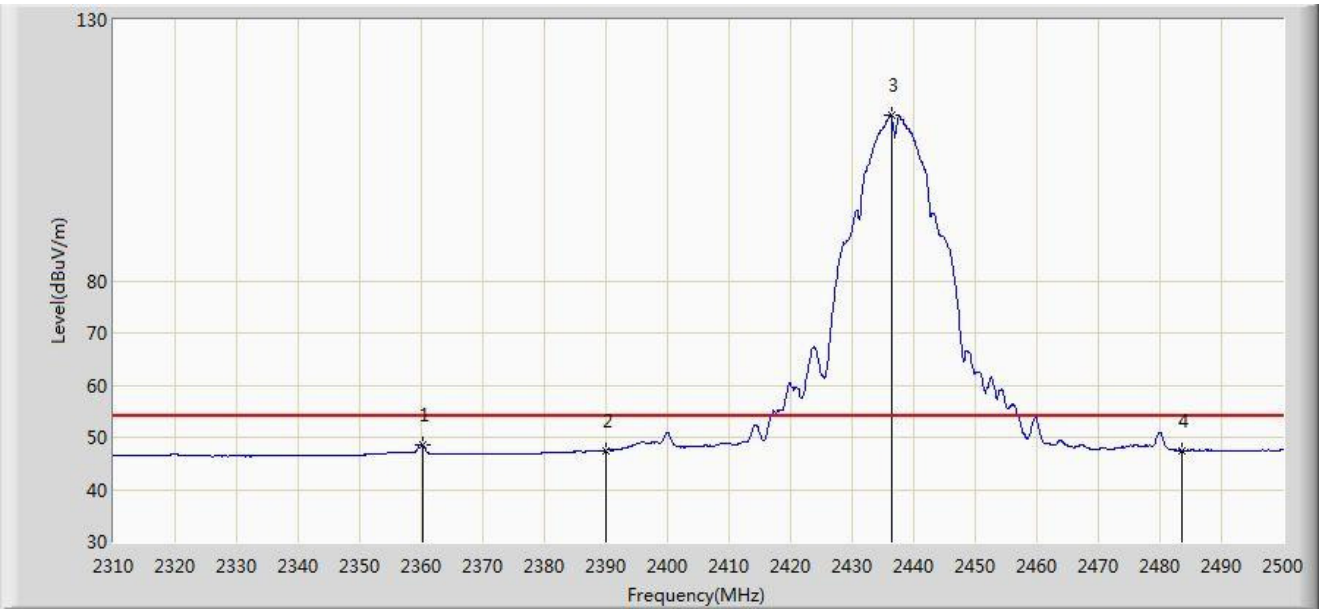

No	Flag	Mark	Frequency (MHz)	Measure Level (dBuV/m)	Reading Level (dBuV)	Over Limit (dB)	Limit (dBuV/m)	Factor (dB)	Type
1			2360.160	48.581	16.331	-5.419	54.000	32.249	AV
2			2390.000	47.515	15.237	-6.485	54.000	32.278	AV
3		*	2436.350	111.850	79.679	N/A	N/A	32.171	AV
4			2483.500	47.528	15.247	-6.472	54.000	32.282	AV

Note: Measure Level (dBμV/m) = Reading Level (dBμV) + Factor (dB)

Factor (dB) = Cable Loss (dB) + Antenna Factor (dB/m) - Pre_Amplifier Gain (dB)

Site: AC2	Time: 2016/11/14 - 13:22
Limit: FCC_Part15.209_RE(3m)	Engineer: Snake Ni
Probe: BBHA9120D_1-18GHz	Polarity: Horizontal
EUT: WIRELESS ACCESS POINT	Power: AC 120V/60Hz
Test Mode: Transmit by 802.11b at Channel 2462MHz Chain 1	

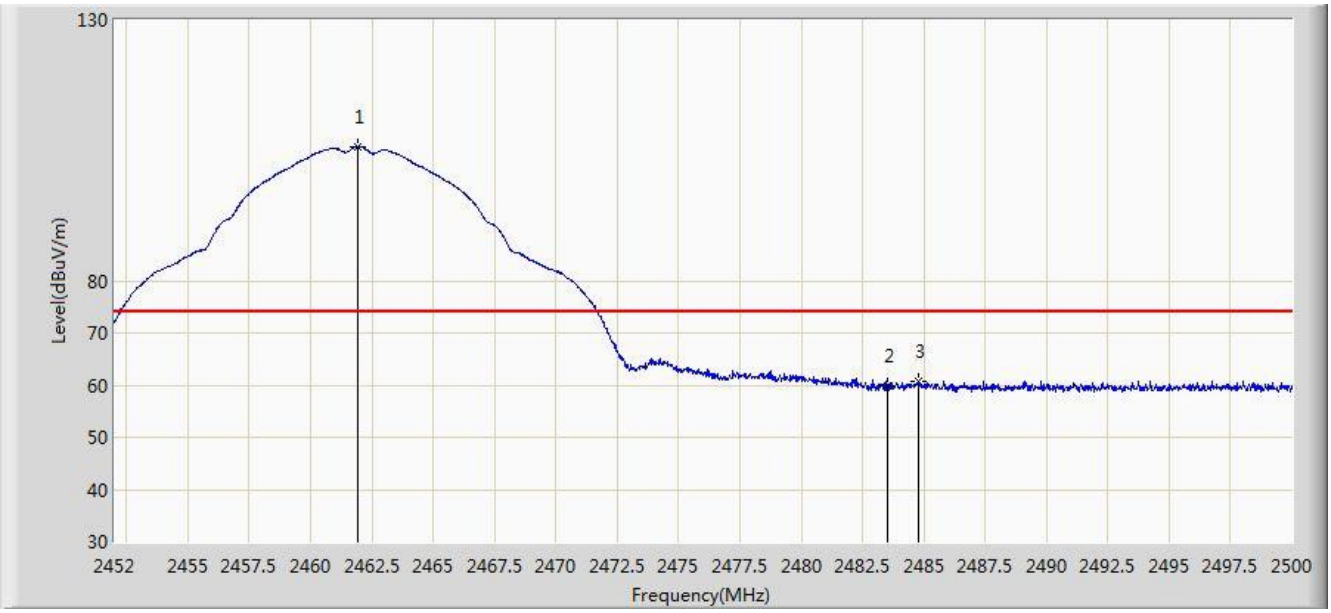

No	Flag	Mark	Frequency (MHz)	Measure Level (dBuV/m)	Reading Level (dBuV)	Over Limit (dB)	Limit (dBuV/m)	Factor (dB)	Type
1		*	2461.912	105.769	73.531	N/A	N/A	32.238	PK
2			2483.500	59.750	27.469	-14.250	74.000	32.282	PK
3			2484.760	60.785	28.499	-13.215	74.000	32.286	PK

Note: Measure Level (dBμV/m) = Reading Level (dBμV) + Factor (dB)

Factor (dB) = Cable Loss (dB) + Antenna Factor (dB/m) - Pre_Amplifier Gain (dB)

Site: AC2	Time: 2016/11/14 - 13:27
Limit: FCC_Part15.209_RE(3m)	Engineer: Snake Ni
Probe: BBHA9120D_1-18GHz	Polarity: Horizontal
EUT: WIRELESS ACCESS POINT	Power: AC 120V/60Hz
Test Mode: Transmit by 802.11b at Channel 2462MHz Chain 1	

No	Flag	Mark	Frequency (MHz)	Measure Level (dBuV/m)	Reading Level (dBuV)	Over Limit (dB)	Limit (dBuV/m)	Factor (dB)	Type
1		*	2461.240	101.786	69.551	N/A	N/A	32.235	AV
2			2483.500	46.542	14.261	-7.458	54.000	32.282	AV
3			2484.832	47.280	14.994	-6.720	54.000	32.286	AV

Note: Measure Level (dBμV/m) = Reading Level (dBμV) + Factor (dB)

Factor (dB) = Cable Loss (dB) + Antenna Factor (dB/m) - Pre_Amplifier Gain (dB)

Site: AC2	Time: 2016/11/14 - 13:21
Limit: FCC_Part15.209_RE(3m)	Engineer: Snake Ni
Probe: BBHA9120D_1-18GHz	Polarity: Vertical
EUT: WIRELESS ACCESS POINT	Power: AC 120V/60Hz
Test Mode: Transmit by 802.11b at Channel 2462MHz Chain 1	

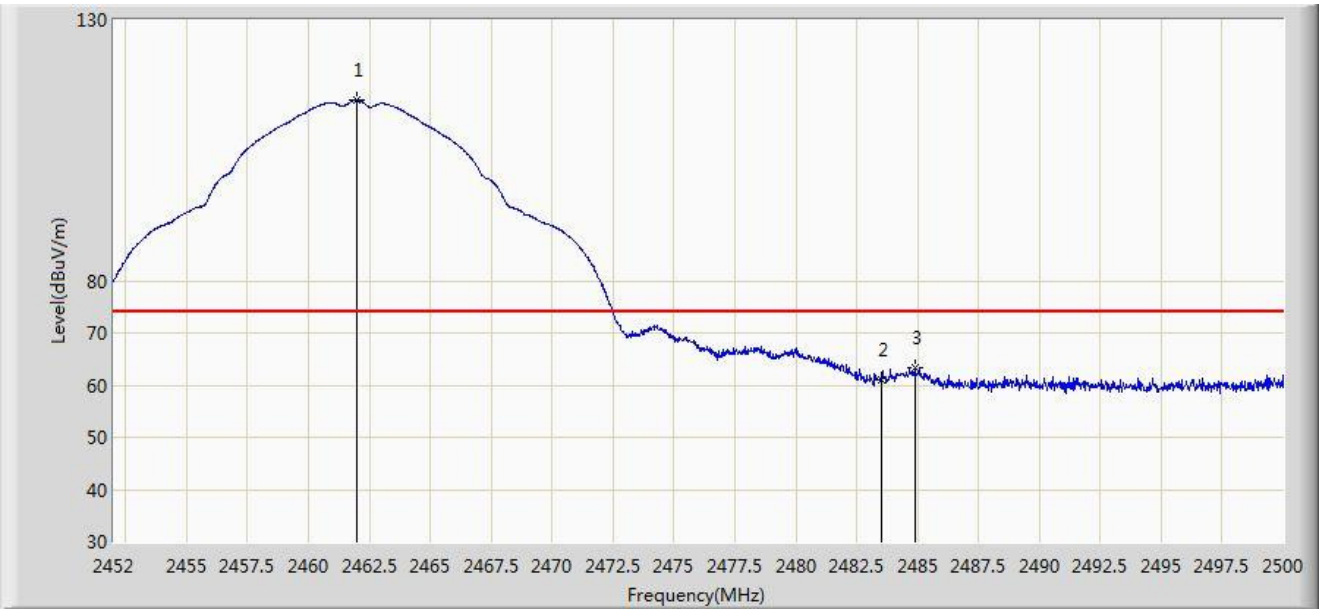

No	Flag	Mark	Frequency (MHz)	Measure Level (dBuV/m)	Reading Level (dBuV)	Over Limit (dB)	Limit (dBuV/m)	Factor (dB)	Type
1		*	2461.984	114.656	82.418	N/A	N/A	32.238	PK
2			2483.500	60.908	28.627	-13.092	74.000	32.282	PK
3			2484.904	63.304	31.018	-10.696	74.000	32.286	PK

Note: Measure Level (dBμV/m) = Reading Level (dBμV) + Factor (dB)

Factor (dB) = Cable Loss (dB) + Antenna Factor (dB/m) - Pre_Amplifier Gain (dB)

Site: AC2	Time: 2016/11/14 - 13:19
Limit: FCC_Part15.209_RE(3m)	Engineer: Snake Ni
Probe: BBHA9120D_1-18GHz	Polarity: Vertical
EUT: WIRELESS ACCESS POINT	Power: AC 120V/60Hz
Test Mode: Transmit by 802.11b at Channel 2462MHz Chain 1	

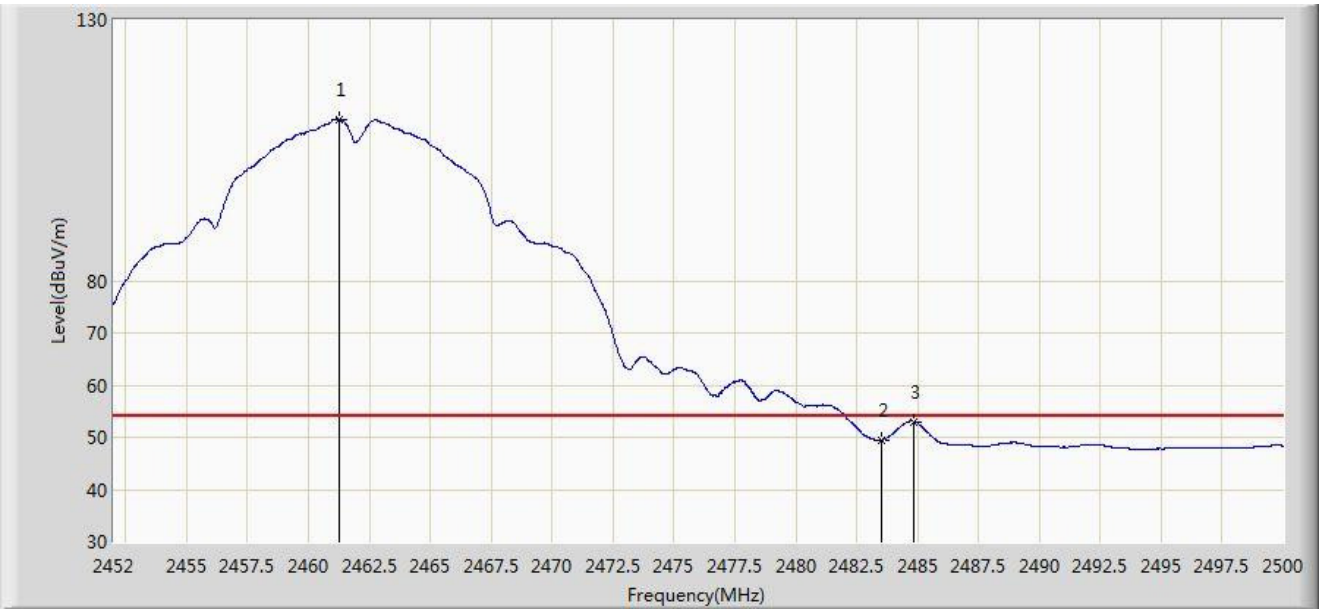

No	Flag	Mark	Frequency (MHz)	Measure Level (dBuV/m)	Reading Level (dBuV)	Over Limit (dB)	Limit (dBuV/m)	Factor (dB)	Type
1		*	2461.240	111.013	78.778	N/A	N/A	32.235	AV
2			2483.500	49.427	17.146	-4.573	54.000	32.282	AV
3			2484.832	53.018	20.732	-0.982	54.000	32.286	AV

Note: Measure Level (dBμV/m) = Reading Level (dBμV) + Factor (dB)

Factor (dB) = Cable Loss (dB) + Antenna Factor (dB/m) - Pre_Amplifier Gain (dB)

Site: AC2	Time: 2016/11/14 - 13:54
Limit: FCC_Part15.209_RE(3m)	Engineer: Snake Ni
Probe: BBHA9120D_1-18GHz	Polarity: Horizontal
EUT: WIRELESS ACCESS POINT	Power: AC 120V/60Hz
Test Mode: Transmit by 802.11g at Channel 2412MHz Chain 1	

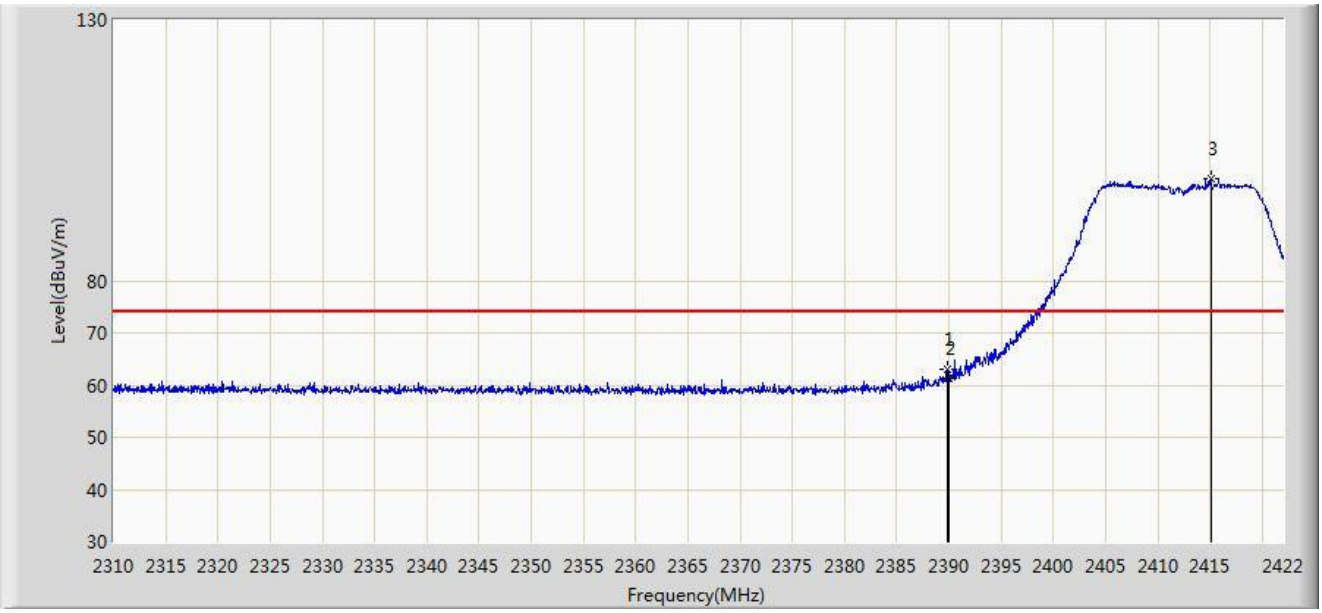

No	Flag	Mark	Frequency (MHz)	Measure Level (dBuV/m)	Reading Level (dBuV)	Over Limit (dB)	Limit (dBuV/m)	Factor (dB)	Type
1			2389.912	63.181	30.903	-10.819	74.000	32.278	PK
2			2390.000	61.425	29.147	-12.575	74.000	32.278	PK
3		*	2415.056	99.618	67.391	N/A	N/A	32.227	PK

Note: Measure Level (dBμV/m) = Reading Level (dBμV) + Factor (dB)

Factor (dB) = Cable Loss (dB) + Antenna Factor (dB/m) - Pre_Amplifier Gain (dB)