Site: AC2	Time: 2016/11/15 - 13:29
Limit: FCC_Part15.209_RE(3m)	Engineer: Snake Ni
Probe: BBHA9120D_1-18GHz	Polarity: Horizontal
EUT: WIRELESS ACCESS POINT	Power: AC 120V/60Hz
Test Mode: Transmit by 802.11n-HT40 at Channel 2452MHz Chain 0+1+2	

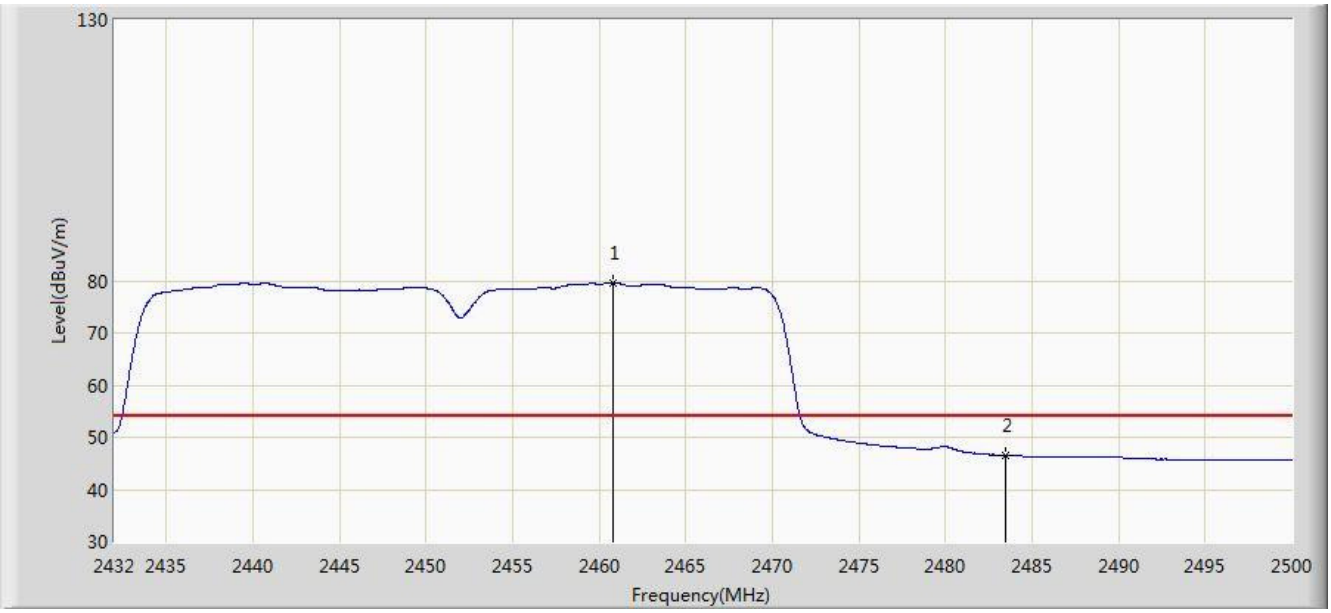

No	Flag	Mark	Frequency (MHz)	Measure Level (dBuV/m)	Reading Level (dBuV)	Over Limit (dB)	Limit (dBuV/m)	Factor (dB)	Type
1		*	2460.832	79.621	47.388	N/A	N/A	32.233	AV
2			2483.500	46.556	14.275	-7.444	54.000	32.282	AV

Note: Measure Level (dBμV/m) = Reading Level (dBμV) + Factor (dB)

Factor (dB) = Cable Loss (dB) + Antenna Factor (dB/m) - Pre_Amplifier Gain (dB)

Site: AC2	Time: 2016/11/15 - 13:19
Limit: FCC_Part15.209_RE(3m)	Engineer: Snake Ni
Probe: BBHA9120D_1-18GHz	Polarity: Vertical
EUT: WIRELESS ACCESS POINT	Power: AC 120V/60Hz
Test Mode: Transmit by 802.11n-HT40 at Channel 2452MHz Chain 0+1+2	

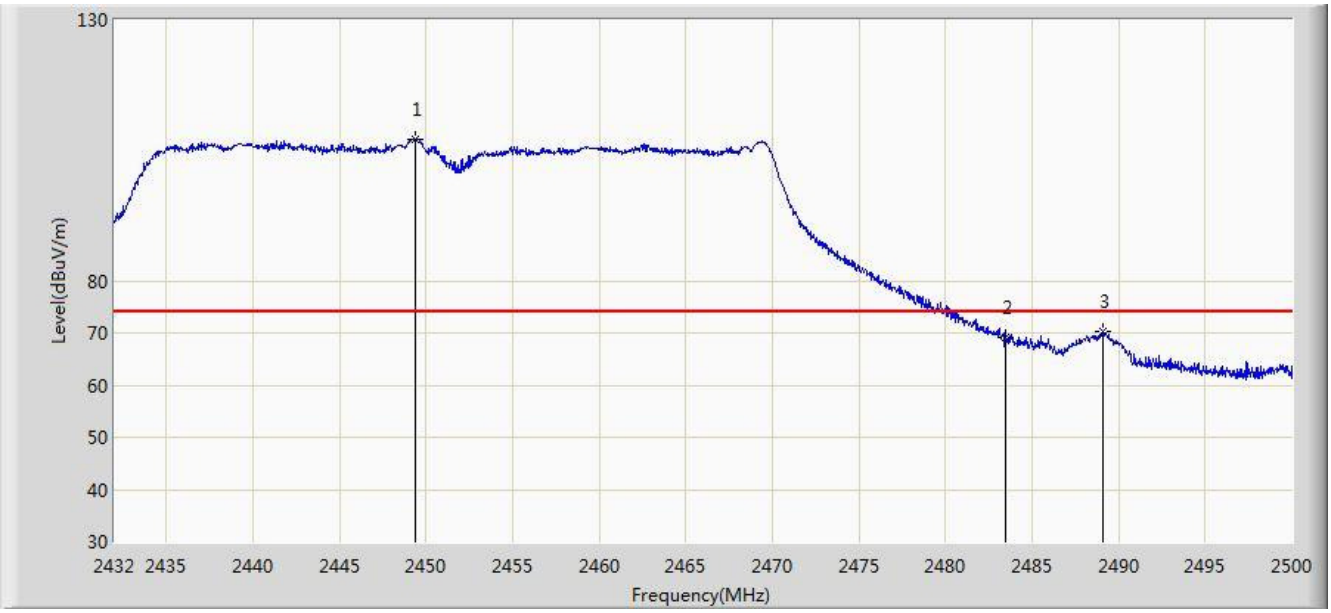

No	Flag	Mark	Frequency (MHz)	Measure Level (dBuV/m)	Reading Level (dBuV)	Over Limit (dB)	Limit (dBuV/m)	Factor (dB)	Type
1		*	2449.408	107.202	75.018	N/A	N/A	32.184	PK
2			2483.500	69.122	36.841	-4.878	74.000	32.282	PK
3			2489.052	70.149	37.849	-3.851	74.000	32.301	PK

Note: Measure Level (dBμV/m) = Reading Level (dBμV) + Factor (dB)

Factor (dB) = Cable Loss (dB) + Antenna Factor (dB/m) - Pre_Amplifier Gain (dB)

Site: AC2	Time: 2016/11/15 - 13:17
Limit: FCC_Part15.209_RE(3m)	Engineer: Snake Ni
Probe: BBHA9120D_1-18GHz	Polarity: Vertical
EUT: WIRELESS ACCESS POINT	Power: AC 120V/60Hz
Test Mode: Transmit by 802.11n-HT40 at Channel 2452MHz,Chain 0+1+2	

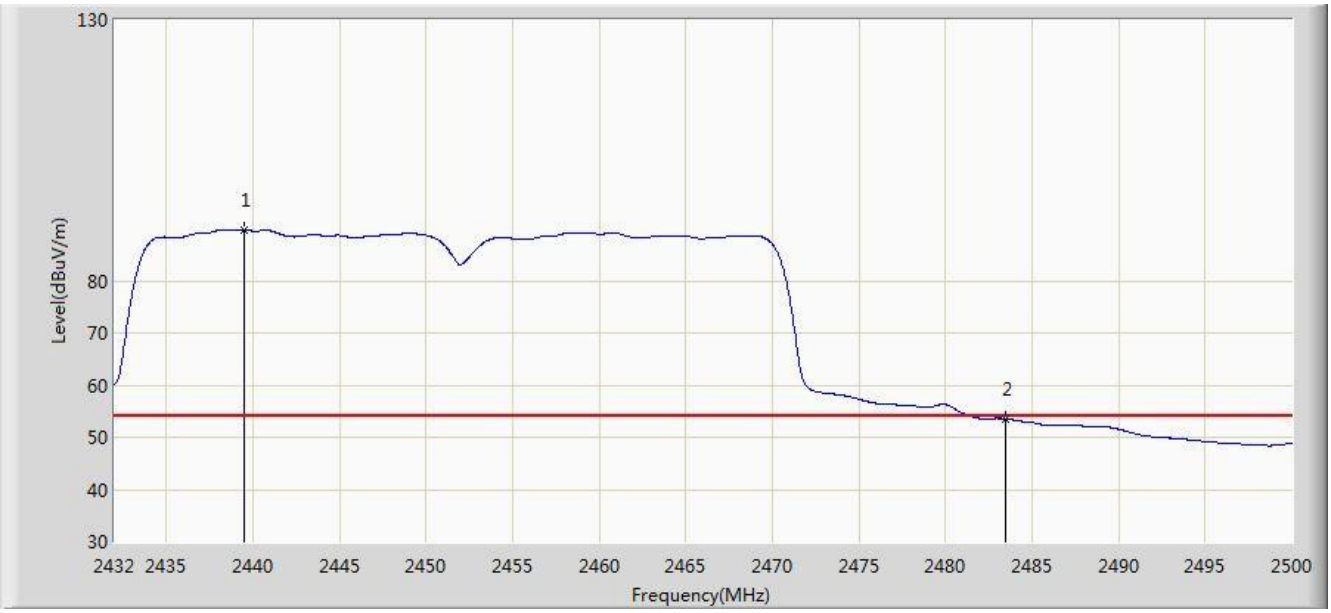

No	Flag	Mark	Frequency (MHz)	Measure Level (dBuV/m)	Reading Level (dBuV)	Over Limit (dB)	Limit (dBuV/m)	Factor (dB)	Type
1		*	2439.480	89.810	57.640	N/A	N/A	32.170	AV
2			2483.500	53.526	21.245	-0.474	54.000	32.282	AV

Note: Measure Level (dBμV/m) = Reading Level (dBμV) + Factor (dB)

Factor (dB) = Cable Loss (dB) + Antenna Factor (dB/m) - Pre_Amplifier Gain (dB)

Dipole Antenna (Gain = 2.0dBi)

Site: AC2	Time: 2016/11/15 - 22:03
Limit: FCC_Part15.209_RE(3m)	Engineer: Dandy Li
Probe: BBHA9120D_1-18GHz	Polarity: Horizontal
EUT: WIRELESS ACCESS POINT	Power: AC 120V/60Hz
Test Mode: Transmit by 802.11b at Channel 2412MHz Chain 0	

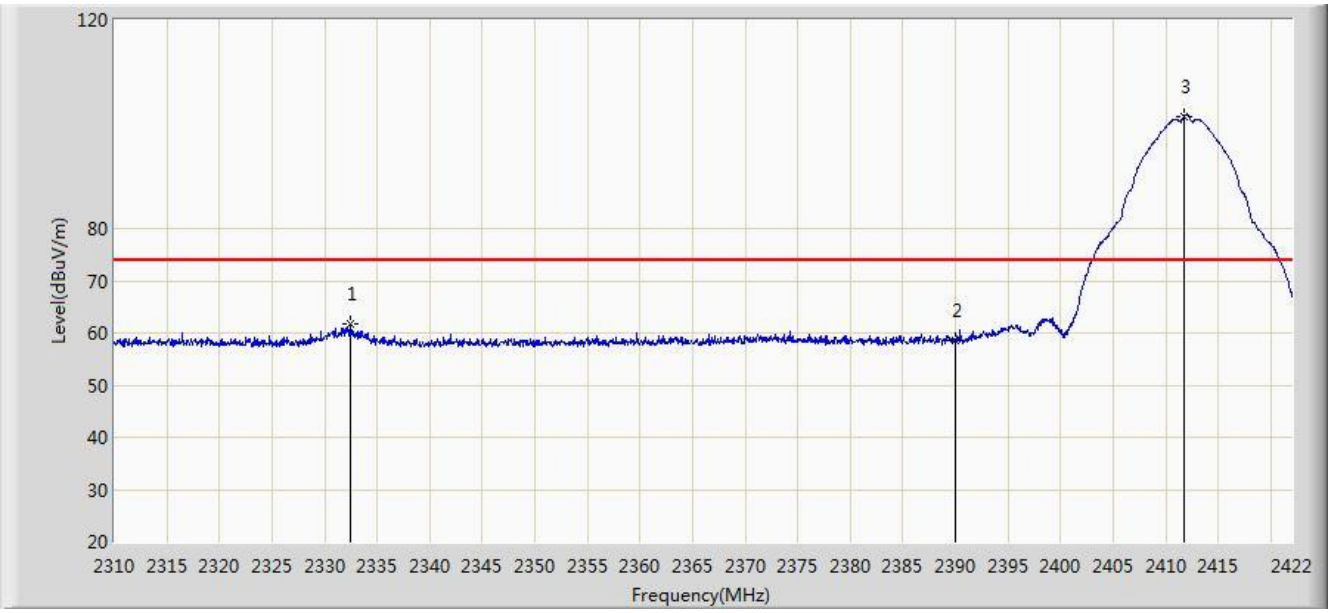

No	Flag	Mark	Frequency (MHz)	Measure Level (dBuV/m)	Reading Level (dBuV)	Over Limit (dB)	Limit (dBuV/m)	Factor (dB)	Type
1			2332.400	61.797	29.447	-12.203	74.000	32.350	PK
2			2390.000	58.672	26.394	-15.328	74.000	32.278	PK
3		*	2411.752	101.533	69.292	N/A	N/A	32.241	PK

Note: Measure Level (dBμV/m) = Reading Level (dBμV) + Factor (dB)

Factor (dB) = Cable Loss (dB) + Antenna Factor (dB/m) - Pre_Amplifier Gain (dB)

Site: AC2	Time: 2016/11/15 - 22:06
Limit: FCC_Part15.209_RE(3m)	Engineer: Dandy Li
Probe: BBHA9120D_1-18GHz	Polarity: Horizontal
EUT: WIRELESS ACCESS POINT	Power: AC 120V/60Hz
Test Mode: Transmit by 802.11b at Channel 2412MHz Chain 0	

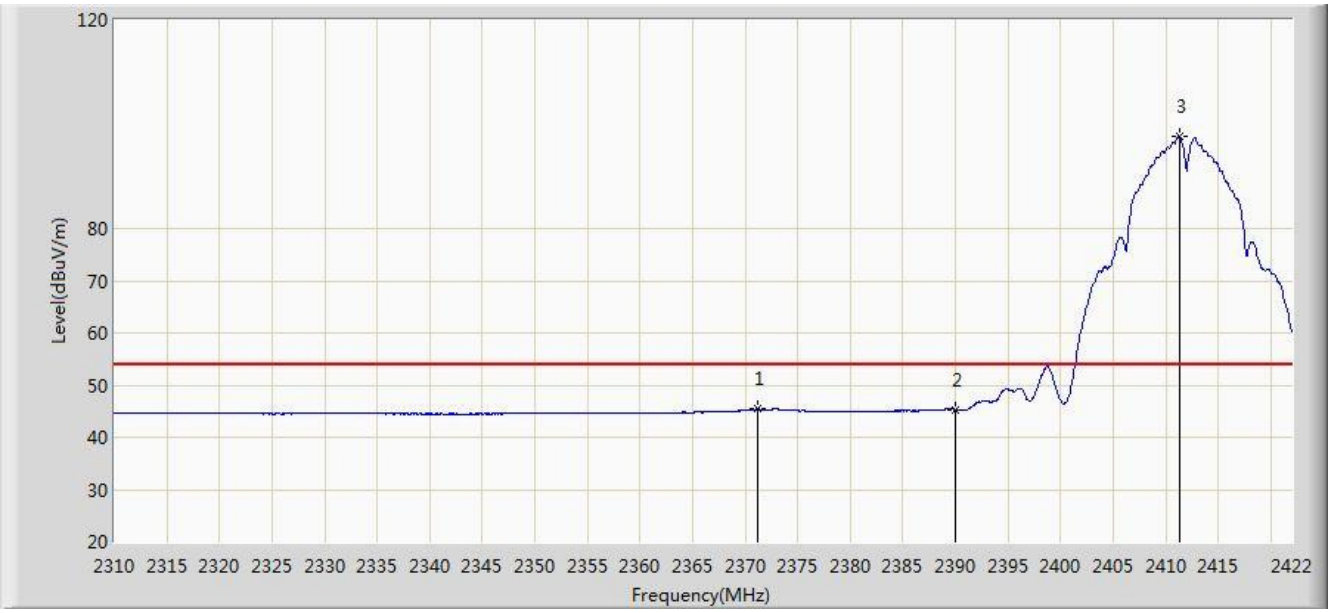

No	Flag	Mark	Frequency (MHz)	Measure Level (dBuV/m)	Reading Level (dBuV)	Over Limit (dB)	Limit (dBuV/m)	Factor (dB)	Type
1			2371.208	45.399	13.178	-8.601	54.000	32.221	AV
2			2390.000	45.282	13.004	-8.718	54.000	32.278	AV
3		*	2411.304	97.579	65.336	N/A	N/A	32.243	AV

Note: Measure Level (dBμV/m) = Reading Level (dBμV) + Factor (dB)

Factor (dB) = Cable Loss (dB) + Antenna Factor (dB/m) - Pre_Amplifier Gain (dB)

Site: AC2	Time: 2016/11/15 - 21:53
Limit: FCC_Part15.209_RE(3m)	Engineer: Dandy Li
Probe: BBHA9120D_1-18GHz	Polarity: Vertical
EUT: WIRELESS ACCESS POINTWPJ558	Power: AC 120V/60Hz
Test Mode: Transmit by 802.11b at Channel 2412MHz Chain 0	

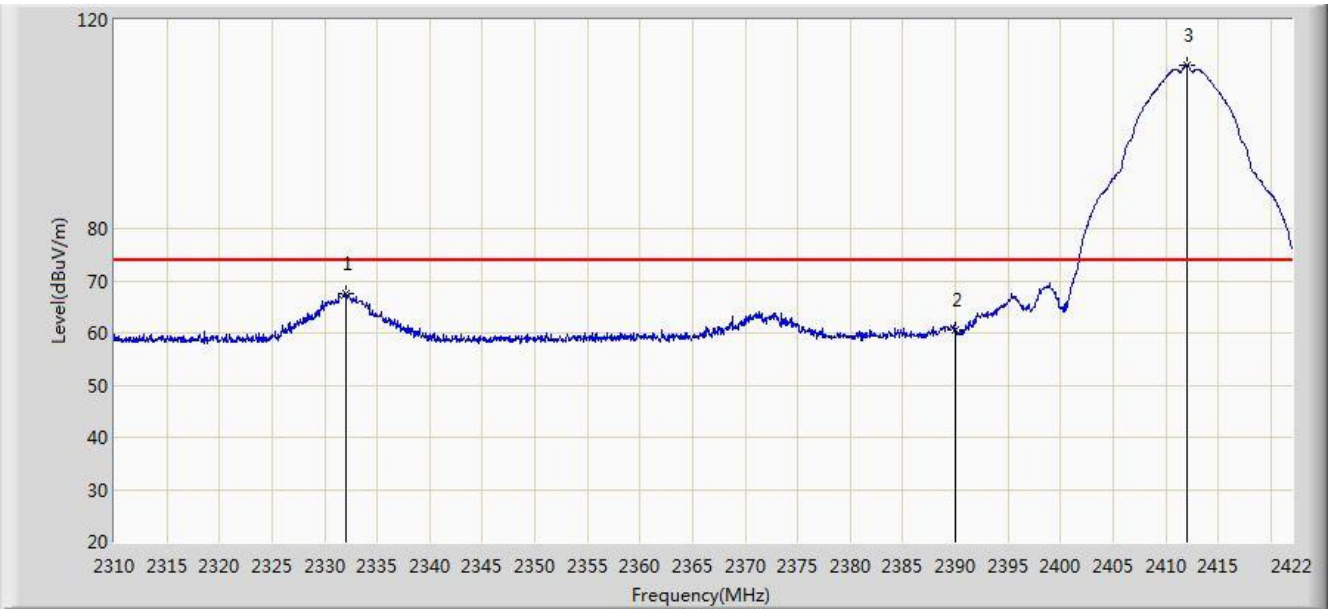

No	Flag	Mark	Frequency (MHz)	Measure Level (dBuV/m)	Reading Level (dBuV)	Over Limit (dB)	Limit (dBuV/m)	Factor (dB)	Type
1			2332.064	67.567	35.216	-6.433	74.000	32.351	PK
2			2390.000	60.617	28.339	-13.383	74.000	32.278	PK
3		*	2412.032	111.303	79.063	N/A	N/A	32.240	PK

Note: Measure Level (dBμV/m) = Reading Level (dBμV) + Factor (dB)

Factor (dB) = Cable Loss (dB) + Antenna Factor (dB/m) - Pre_Amplifier Gain (dB)

Site: AC2	Time: 2016/11/15 - 21:58
Limit: FCC_Part15.209_RE(3m)	Engineer: Dandy Li
Probe: BBHA9120D_1-18GHz	Polarity: Vertical
EUT: WIRELESS ACCESS POINT	Power: AC 120V/60Hz
Test Mode: Transmit by 802.11b at Channel 2412MHz Chain 0	

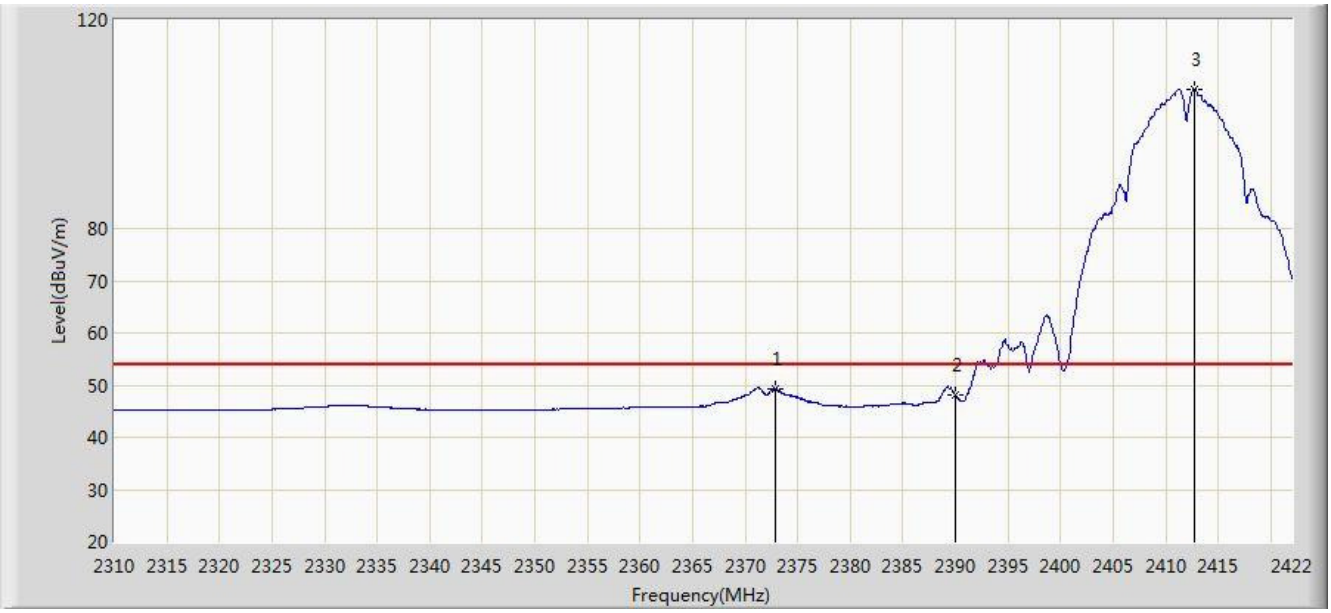

No	Flag	Mark	Frequency (MHz)	Measure Level (dBuV/m)	Reading Level (dBuV)	Over Limit (dB)	Limit (dBuV/m)	Factor (dB)	Type
1			2372.832	49.378	17.162	-4.622	54.000	32.216	AV
2			2390.000	48.054	15.776	-5.946	54.000	32.278	AV
3		*	2412.704	106.782	74.545	N/A	N/A	32.237	AV

Note: Measure Level (dBμV/m) = Reading Level (dBμV) + Factor (dB)

Factor (dB) = Cable Loss (dB) + Antenna Factor (dB/m) - Pre_Amplifier Gain (dB)

Site: AC2	Time: 2016/11/15 - 22:12
Limit: FCC_Part15.209_RE(3m)	Engineer: Dandy Li
Probe: BBHA9120D_1-18GHz	Polarity: Horizontal
EUT: WIRELESS ACCESS POINT	Power: AC 120V/60Hz
Test Mode: Transmit by 802.11b at Channel 2462MHz Chain 0	

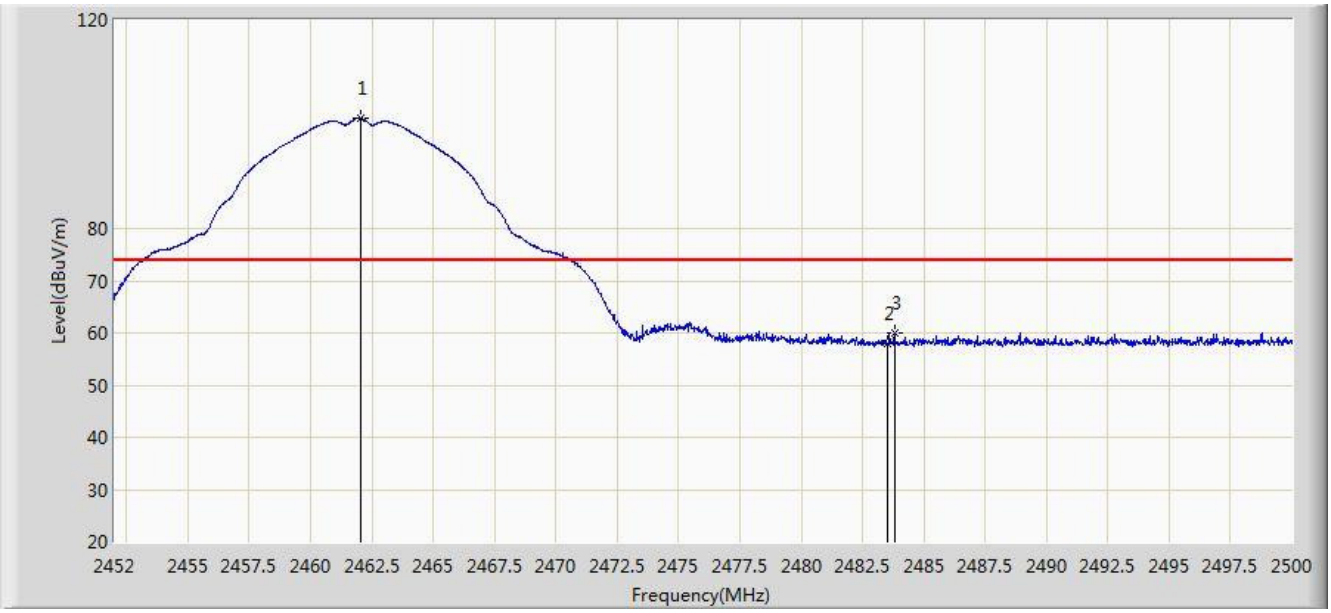

No	Flag	Mark	Frequency (MHz)	Measure Level (dBuV/m)	Reading Level (dBuV)	Over Limit (dB)	Limit (dBuV/m)	Factor (dB)	Type
1		*	2462.056	101.100	68.862	N/A	N/A	32.238	PK
2			2483.500	57.999	25.718	-16.001	74.000	32.282	PK
3			2483.800	59.864	27.582	-14.136	74.000	32.282	PK

Note: Measure Level (dBμV/m) = Reading Level (dBμV) + Factor (dB)

Factor (dB) = Cable Loss (dB) + Antenna Factor (dB/m) - Pre_Amplifier Gain (dB)

Site: AC2	Time: 2016/11/15 - 22:16
Limit: FCC_Part15.209_RE(3m)	Engineer: Dandy Li
Probe: BBHA9120D_1-18GHz	Polarity: Horizontal
EUT: WIRELESS ACCESS POINT	Power: AC 120V/60Hz
Test Mode: Transmit by 802.11b at Channel 2462MHz Chain 0	

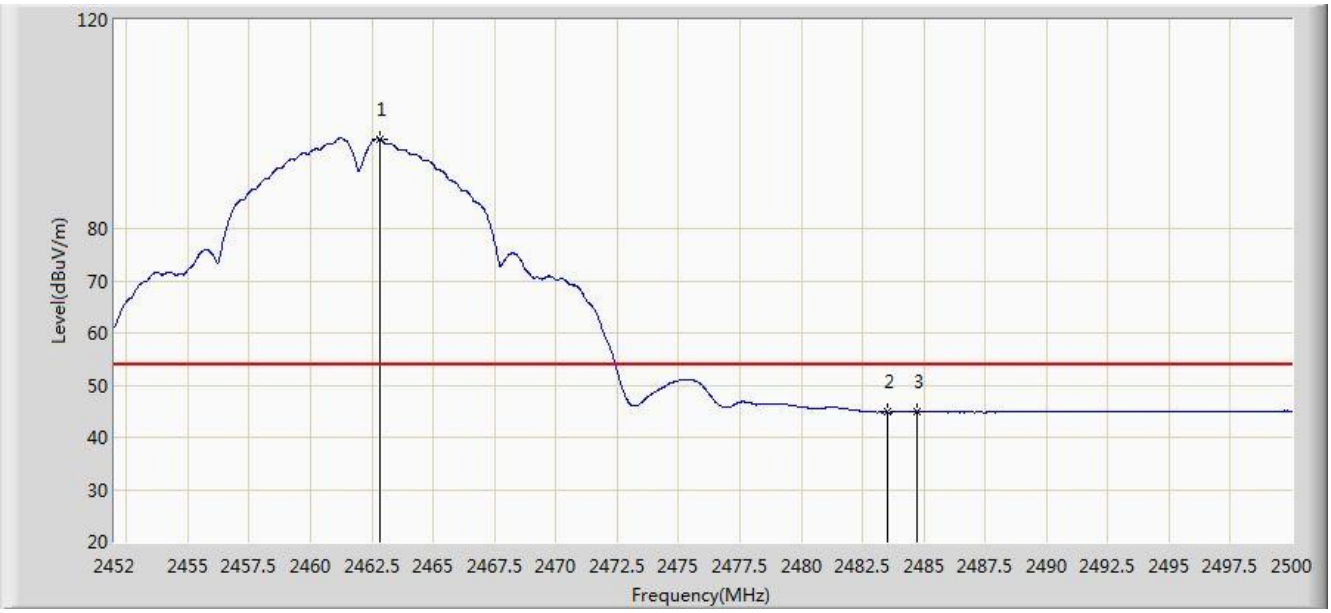

No	Flag	Mark	Frequency (MHz)	Measure Level (dBuV/m)	Reading Level (dBuV)	Over Limit (dB)	Limit (dBuV/m)	Factor (dB)	Type
1		*	2462.800	97.232	64.993	N/A	N/A	32.239	AV
2			2483.500	44.794	12.513	-9.206	54.000	32.282	AV
3			2484.712	45.040	12.755	-8.960	54.000	32.286	AV

Note: Measure Level (dBμV/m) = Reading Level (dBμV) + Factor (dB)

Factor (dB) = Cable Loss (dB) + Antenna Factor (dB/m) - Pre_Amplifier Gain (dB)

Site: AC2	Time: 2016/11/15 - 22:17
Limit: FCC_Part15.209_RE(3m)	Engineer: Dandy Li
Probe: BBHA9120D_1-18GHz	Polarity: Vertical
EUT: WIRELESS ACCESS POINT	Power: AC 120V/60Hz
Test Mode: Transmit by 802.11b at Channel 2462MHz Chain 0	

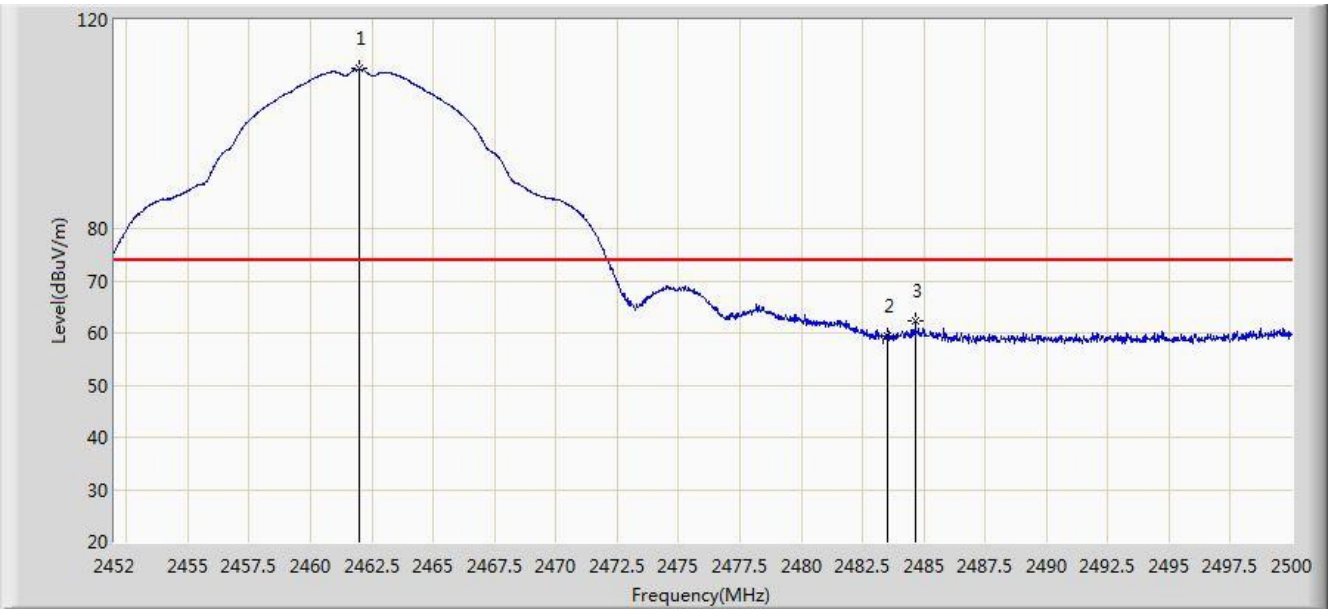

No	Flag	Mark	Frequency (MHz)	Measure Level (dBuV/m)	Reading Level (dBuV)	Over Limit (dB)	Limit (dBuV/m)	Factor (dB)	Type
1		*	2461.984	110.582	78.344	N/A	N/A	32.238	PK
2			2483.500	59.306	27.025	-14.694	74.000	32.282	PK
3			2484.664	62.176	29.891	-11.824	74.000	32.286	PK

Note: Measure Level (dBμV/m) = Reading Level (dBμV) + Factor (dB)

Factor (dB) = Cable Loss (dB) + Antenna Factor (dB/m) - Pre_Amplifier Gain (dB)

Site: AC2	Time: 2016/11/15 - 22:19
Limit: FCC_Part15.209_RE(3m)	Engineer: Dandy Li
Probe: BBHA9120D_1-18GHz	Polarity: Vertical
EUT: WIRELESS ACCESS POINT	Power: AC 120V/60Hz
Test Mode: Transmit by 802.11b at Channel 2462MHz Chain 0	

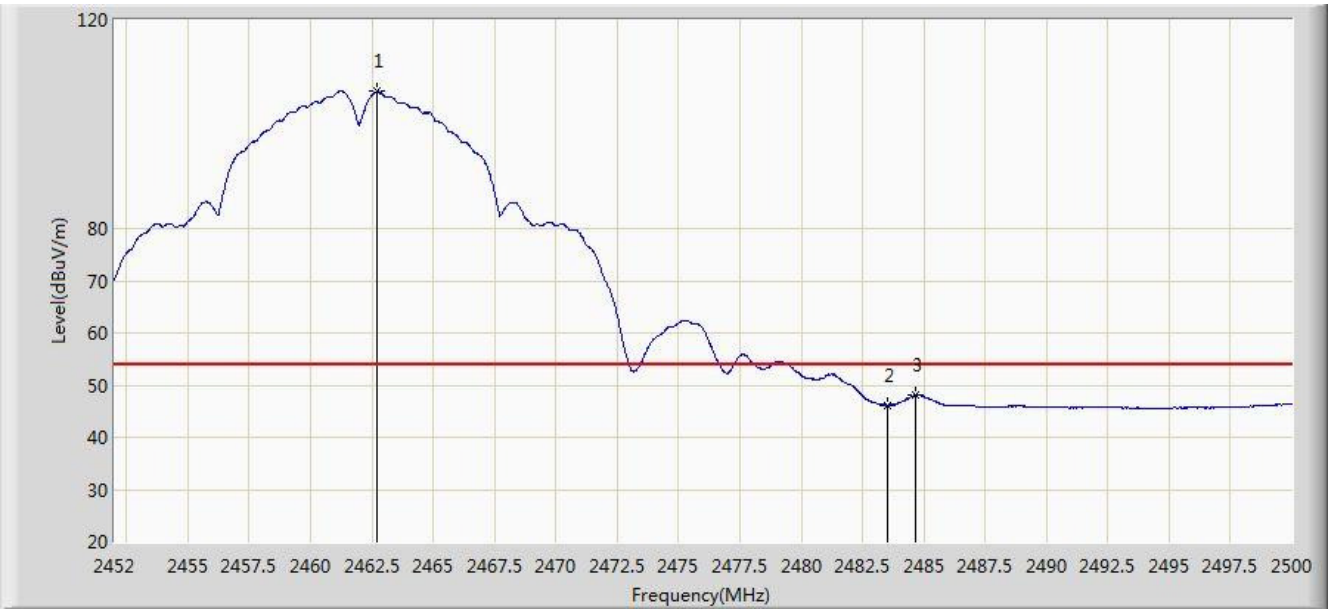

No	Flag	Mark	Frequency (MHz)	Measure Level (dBuV/m)	Reading Level (dBuV)	Over Limit (dB)	Limit (dBuV/m)	Factor (dB)	Type
1		*	2462.680	106.239	74.000	N/A	N/A	32.239	AV
2			2483.500	46.208	13.927	-7.792	54.000	32.282	AV
3			2484.664	48.055	15.770	-5.945	54.000	32.286	AV

Note: Measure Level (dBμV/m) = Reading Level (dBμV) + Factor (dB)

Factor (dB) = Cable Loss (dB) + Antenna Factor (dB/m) - Pre_Amplifier Gain (dB)

Site: AC2	Time: 2016/11/15 - 22:42
Limit: FCC_Part15.209_RE(3m)	Engineer: Dandy Li
Probe: BBHA9120D_1-18GHz	Polarity: Horizontal
EUT: WIRELESS ACCESS POINT	Power: AC 120V/60Hz
Test Mode: Transmit by 802.11g at Channel 2412MHz Chain 0	

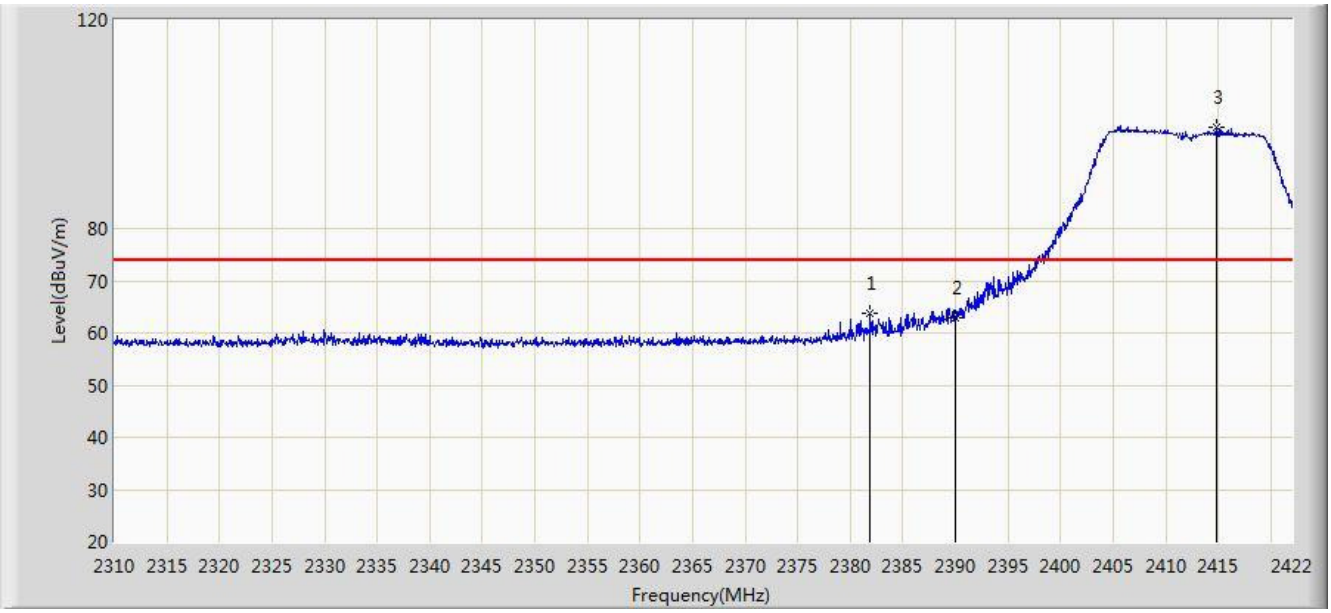

No	Flag	Mark	Frequency (MHz)	Measure Level (dBuV/m)	Reading Level (dBuV)	Over Limit (dB)	Limit (dBuV/m)	Factor (dB)	Type
1			2381.904	63.889	31.656	-10.111	74.000	32.233	PK
2			2390.000	63.012	30.734	-10.988	74.000	32.278	PK
3		*	2414.888	99.302	67.074	N/A	N/A	32.228	PK

Note: Measure Level (dBμV/m) = Reading Level (dBμV) + Factor (dB)

Factor (dB) = Cable Loss (dB) + Antenna Factor (dB/m) - Pre_Amplifier Gain (dB)

Site: AC2	Time: 2016/11/15 - 22:44
Limit: FCC_Part15.209_RE(3m)	Engineer: Dandy Li
Probe: BBHA9120D_1-18GHz	Polarity: Horizontal
EUT: WIRELESS ACCESS POINT	Power: AC 120V/60Hz
Test Mode: Transmit by 802.11g at Channel 2412MHz Chain 0	

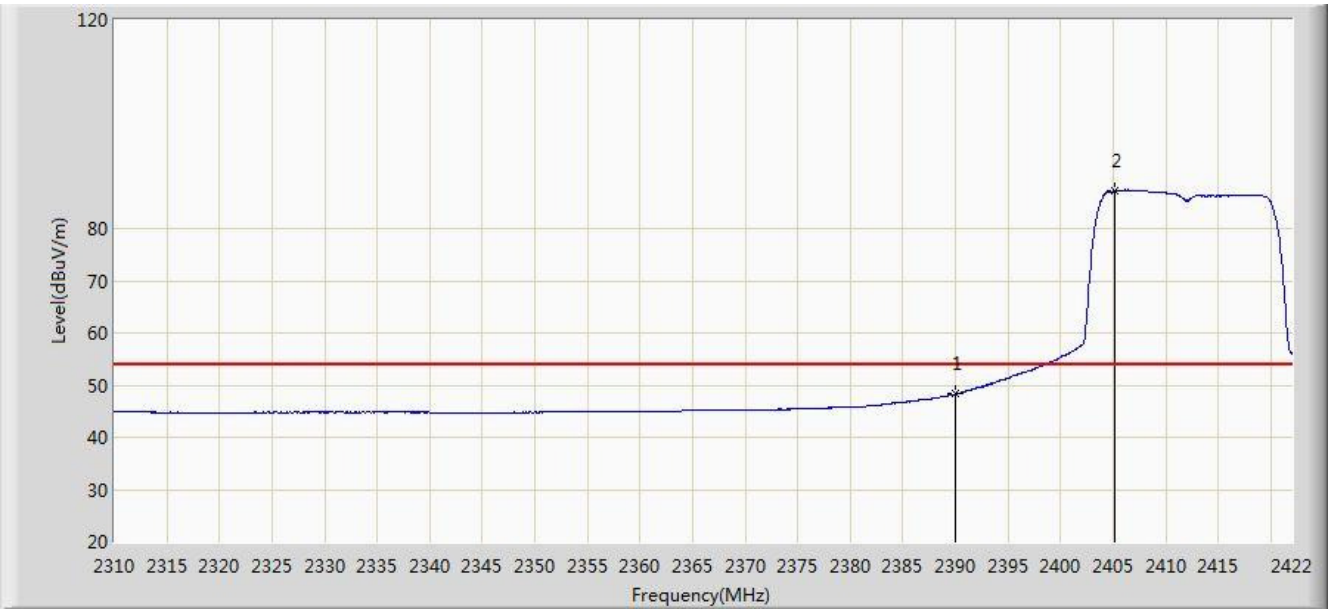

No	Flag	Mark	Frequency (MHz)	Measure Level (dBuV/m)	Reading Level (dBuV)	Over Limit (dB)	Limit (dBuV/m)	Factor (dB)	Type
1			2390.000	48.303	16.025	-5.697	54.000	32.278	AV
2		*	2405.144	87.267	55.004	N/A	N/A	32.264	AV

Note: Measure Level (dBμV/m) = Reading Level (dBμV) + Factor (dB)

Factor (dB) = Cable Loss (dB) + Antenna Factor (dB/m) - Pre_Amplifier Gain (dB)

Site: AC2	Time: 2016/11/15 - 22:41
Limit: FCC_Part15.209_RE(3m)	Engineer: Dandy Li
Probe: BBHA9120D_1-18GHz	Polarity: Vertical
EUT: WIRELESS ACCESS POINT	Power: AC 120V/60Hz
Test Mode: Transmit by 802.11g at Channel 2412MHz Chain 0	

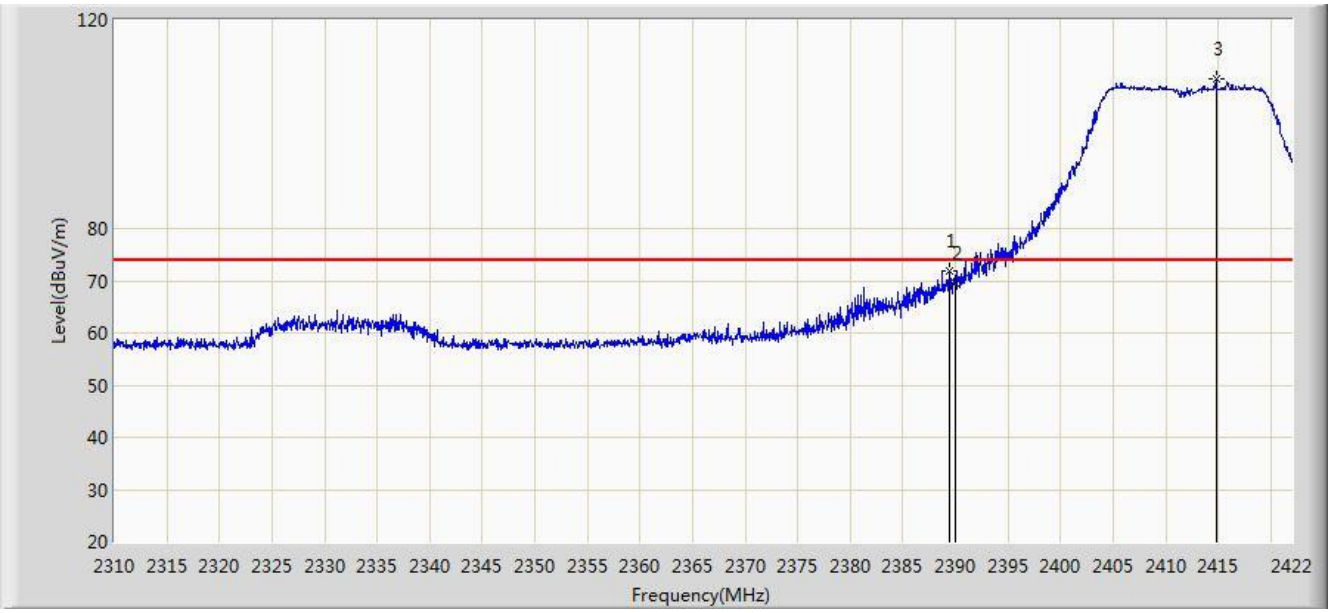

No	Flag	Mark	Frequency (MHz)	Measure Level (dBuV/m)	Reading Level (dBuV)	Over Limit (dB)	Limit (dBuV/m)	Factor (dB)	Type
1			2389.408	71.799	39.524	-2.201	74.000	32.274	PK
2			2390.000	69.667	37.389	-4.333	74.000	32.278	PK
3		*	2414.776	108.595	76.367	N/A	N/A	32.228	PK

Note: Measure Level (dBμV/m) = Reading Level (dBμV) + Factor (dB)

Factor (dB) = Cable Loss (dB) + Antenna Factor (dB/m) - Pre_Amplifier Gain (dB)

Site: AC2	Time: 2016/11/15 - 22:38
Limit: FCC_Part15.209_RE(3m)	Engineer: Dandy Li
Probe: BBHA9120D_1-18GHz	Polarity: Vertical
EUT: WIRELESS ACCESS POINT	Power: AC 120V/60Hz
Test Mode: Transmit by 802.11g at Channel 2412MHz Chain 0	

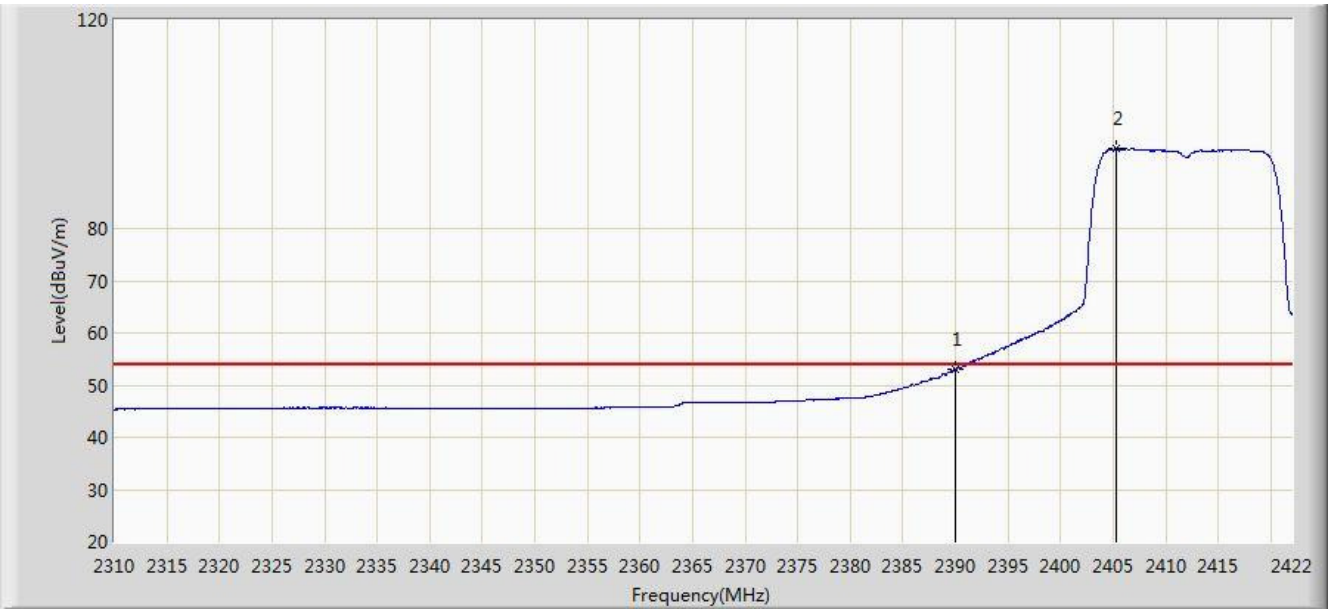

No	Flag	Mark	Frequency (MHz)	Measure Level (dBuV/m)	Reading Level (dBuV)	Over Limit (dB)	Limit (dBuV/m)	Factor (dB)	Type
1			2390.000	52.924	20.646	-1.076	54.000	32.278	AV
2		*	2405.368	95.352	63.089	N/A	N/A	32.262	AV

Note: Measure Level (dBμV/m) = Reading Level (dBμV) + Factor (dB)

Factor (dB) = Cable Loss (dB) + Antenna Factor (dB/m) - Pre_Amplifier Gain (dB)

Site: AC2	Time: 2016/11/15 - 22:53
Limit: FCC_Part15.209_RE(3m)	Engineer: Dandy Li
Probe: BBHA9120D_1-18GHz	Polarity: Horizontal
EUT: WIRELESS ACCESS POINT	Power: AC 120V/60Hz
Test Mode: Transmit by 802.11g at Channel 2462MHz Chain 0	

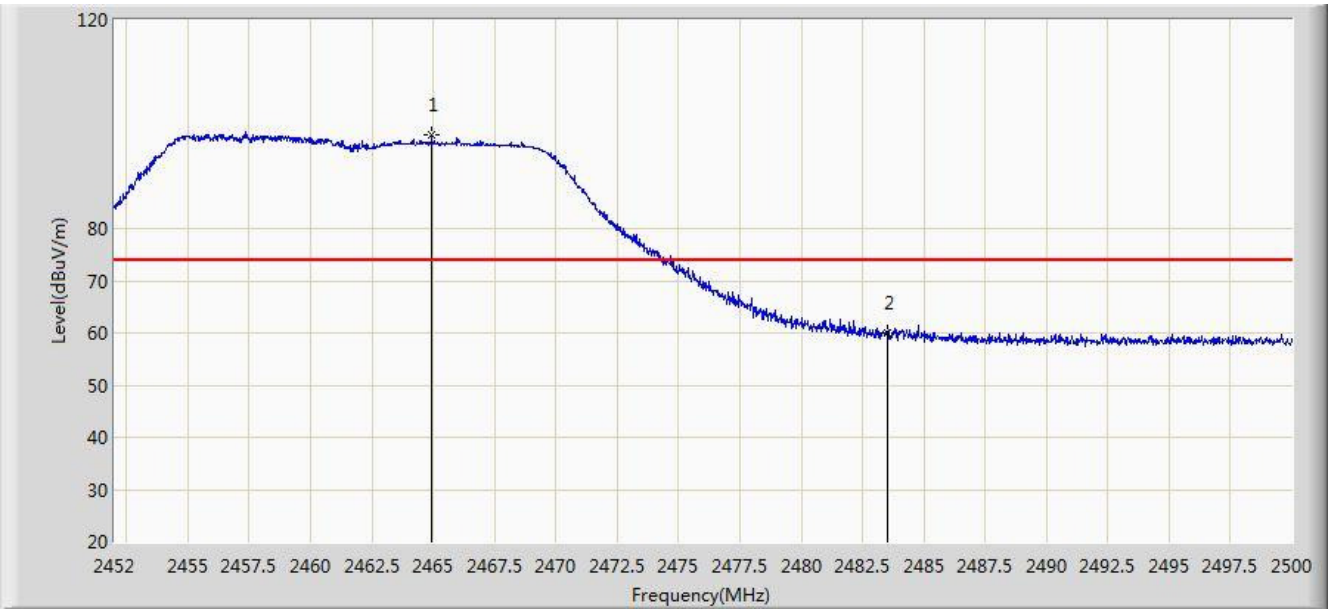

No	Flag	Mark	Frequency (MHz)	Measure Level (dBuV/m)	Reading Level (dBuV)	Over Limit (dB)	Limit (dBuV/m)	Factor (dB)	Type
1		*	2464.936	98.073	65.831	N/A	N/A	32.242	PK
2			2483.500	59.985	27.704	-14.015	74.000	32.282	PK

Note: Measure Level (dBμV/m) = Reading Level (dBμV) + Factor (dB)

Factor (dB) = Cable Loss (dB) + Antenna Factor (dB/m) - Pre_Amplifier Gain (dB)

Site: AC2	Time: 2016/11/15 - 22:56
Limit: FCC_Part15.209_RE(3m)	Engineer: Dandy Li
Probe: BBHA9120D_1-18GHz	Polarity: Horizontal
EUT: WIRELESS ACCESS POINT	Power: AC 120V/60Hz
Test Mode: Transmit by 802.11g at Channel 2462MHz Chain 0	

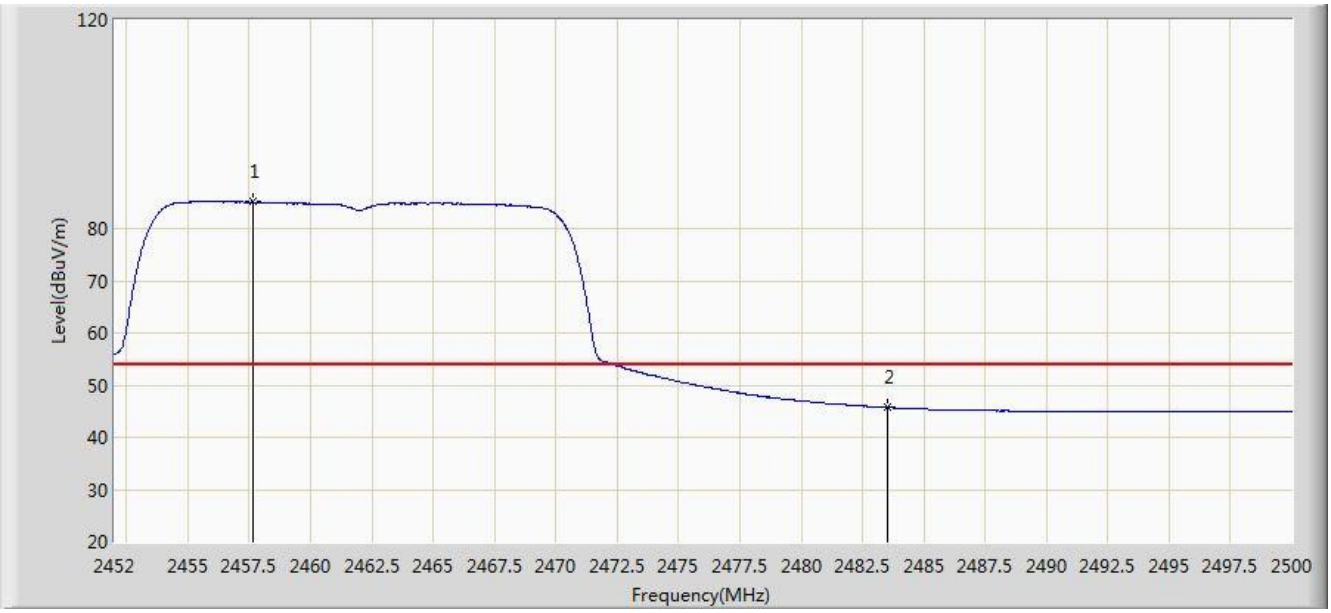

No	Flag	Mark	Frequency (MHz)	Measure Level (dBuV/m)	Reading Level (dBuV)	Over Limit (dB)	Limit (dBuV/m)	Factor (dB)	Type
1		*	2457.640	85.086	52.867	N/A	N/A	32.219	AV
2			2483.500	45.696	13.415	-8.304	54.000	32.282	AV

Note: Measure Level (dBμV/m) = Reading Level (dBμV) + Factor (dB)

Factor (dB) = Cable Loss (dB) + Antenna Factor (dB/m) - Pre_Amplifier Gain (dB)

Site: AC2	Time: 2016/11/15 - 22:53
Limit: FCC_Part15.209_RE(3m)	Engineer: Dandy Li
Probe: BBHA9120D_1-18GHz	Polarity: Vertical
EUT: WIRELESS ACCESS POINT	Power: AC 120V/60Hz
Test Mode: Transmit by 802.11g at Channel 2462MHz Chain 0	

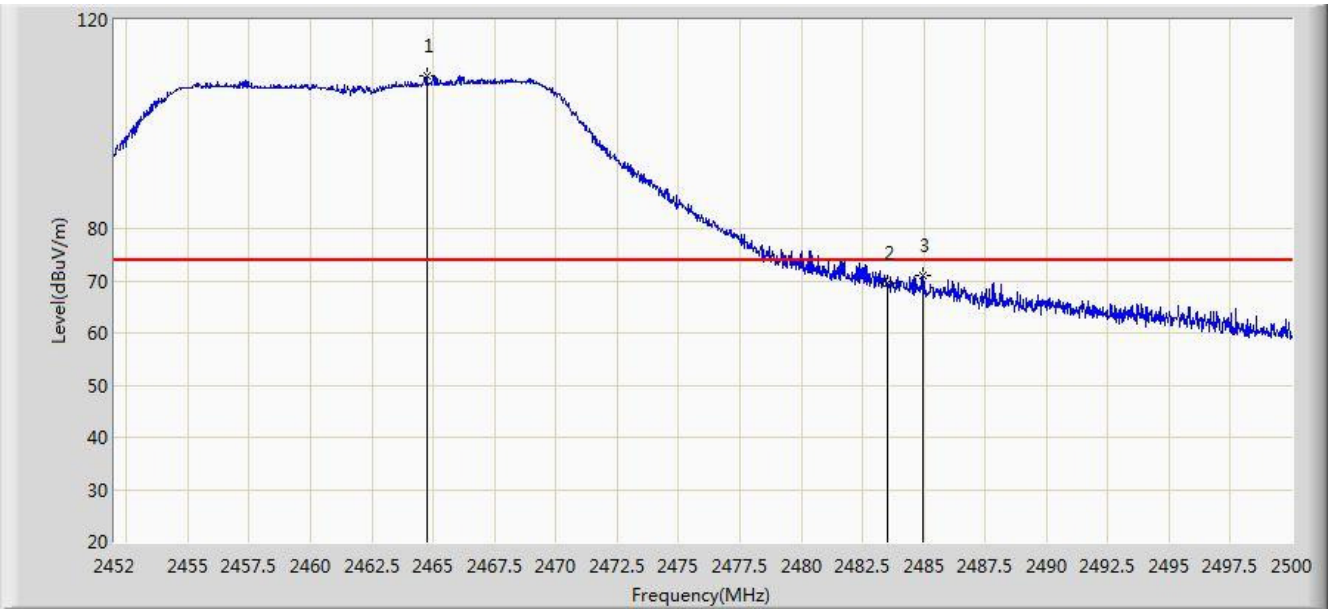

No	Flag	Mark	Frequency (MHz)	Measure Level (dBuV/m)	Reading Level (dBuV)	Over Limit (dB)	Limit (dBuV/m)	Factor (dB)	Type
1		*	2464.744	109.318	77.077	N/A	N/A	32.242	PK
2			2483.500	69.709	37.428	-4.291	74.000	32.282	PK
3			2484.952	70.966	38.680	-3.034	74.000	32.286	PK

Note: Measure Level (dBμV/m) = Reading Level (dBμV) + Factor (dB)

Factor (dB) = Cable Loss (dB) + Antenna Factor (dB/m) - Pre_Amplifier Gain (dB)

Site: AC2	Time: 2016/11/15 - 22:52
Limit: FCC_Part15.209_RE(3m)	Engineer: Dandy Li
Probe: BBHA9120D_1-18GHz	Polarity: Vertical
EUT: WIRELESS ACCESS POINT	Power: AC 120V/60Hz
Test Mode: Transmit by 802.11g at Channel 2462MHz Chain 0	

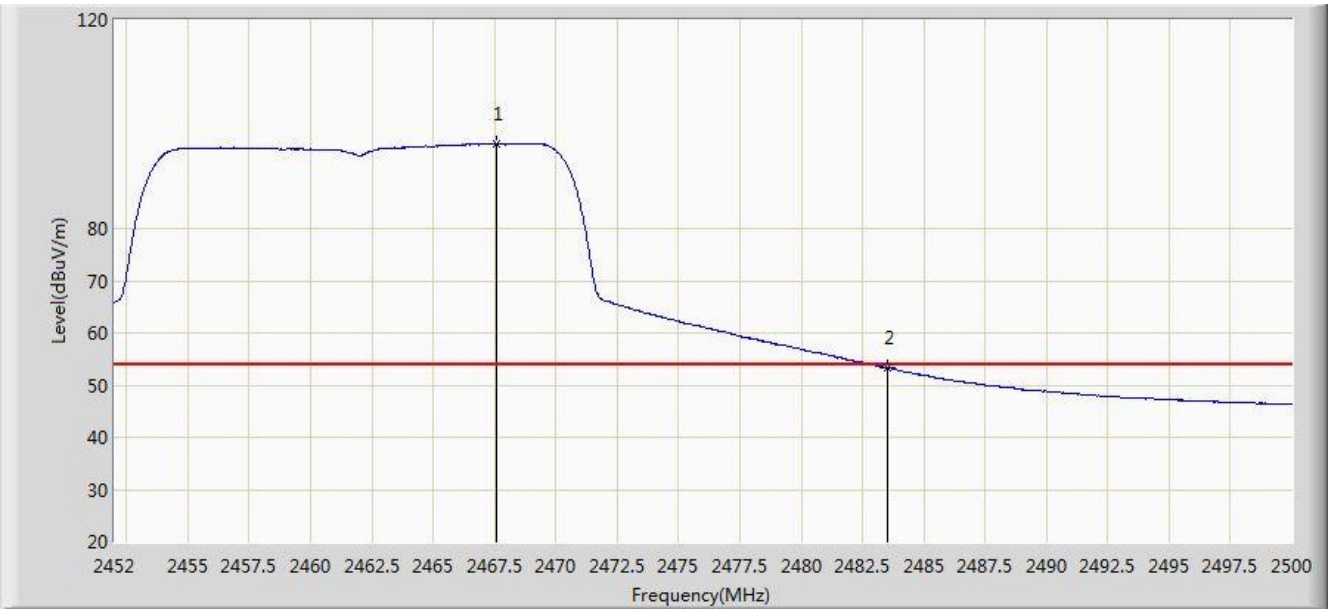

No	Flag	Mark	Frequency (MHz)	Measure Level (dBuV/m)	Reading Level (dBuV)	Over Limit (dB)	Limit (dBuV/m)	Factor (dB)	Type
1		*	2467.552	96.244	63.998	N/A	N/A	32.246	AV
2			2483.500	53.250	20.969	-0.750	54.000	32.282	AV

Note: Measure Level (dBμV/m) = Reading Level (dBμV) + Factor (dB)

Factor (dB) = Cable Loss (dB) + Antenna Factor (dB/m) - Pre_Amplifier Gain (dB)

Site: AC2	Time: 2016/11/15 - 23:06
Limit: FCC_Part15.209_RE(3m)	Engineer: Dandy Li
Probe: BBHA9120D_1-18GHz	Polarity: Horizontal
EUT: WIRELESS ACCESS POINT	Power: AC 120V/60Hz
Test Mode: Transmit by 802.11n-HT20 at Channel 2412MHz Chain 0+1	

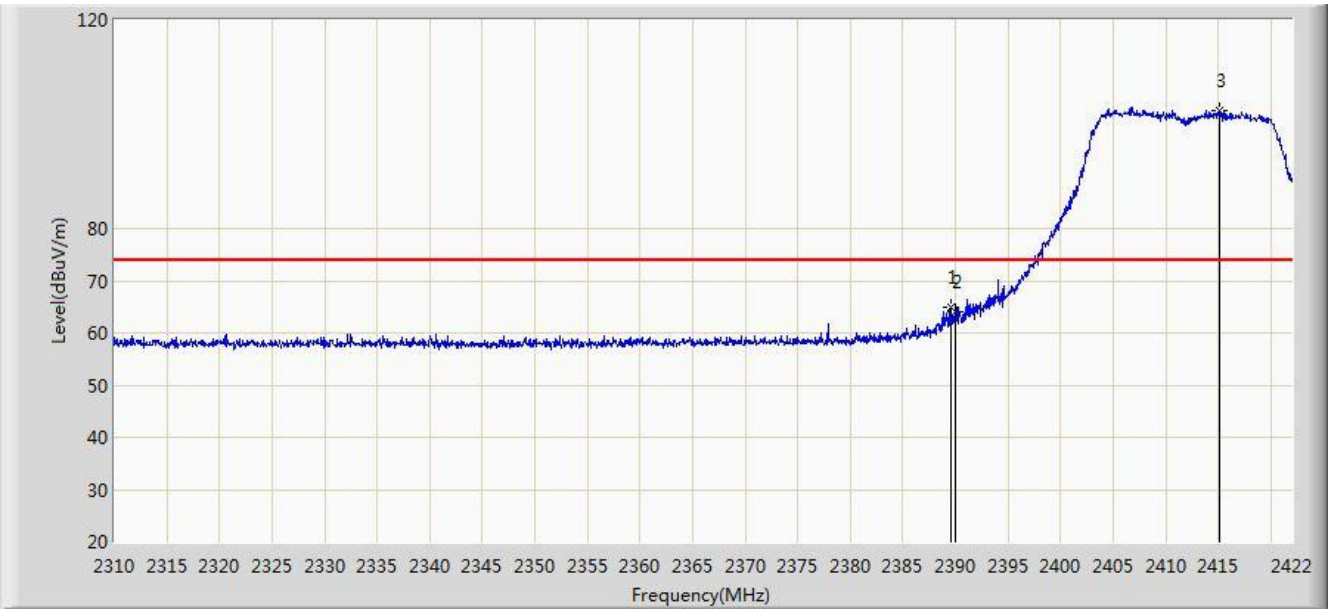

No	Flag	Mark	Frequency (MHz)	Measure Level (dBuV/m)	Reading Level (dBuV)	Over Limit (dB)	Limit (dBuV/m)	Factor (dB)	Type
1			2389.632	64.951	32.675	-9.049	74.000	32.276	PK
2			2390.000	64.172	31.894	-9.828	74.000	32.278	PK
3		*	2415.112	102.542	70.315	N/A	N/A	32.227	PK

Note: Measure Level (dBμV/m) = Reading Level (dBμV) + Factor (dB)

Factor (dB) = Cable Loss (dB) + Antenna Factor (dB/m) - Pre_Amplifier Gain (dB)

Site: AC2	Time: 2016/11/15 - 23:08
Limit: FCC_Part15.209_RE(3m)	Engineer: Dandy Li
Probe: BBHA9120D_1-18GHz	Polarity: Horizontal
EUT: WIRELESS ACCESS POINT	Power: AC 120V/60Hz
Test Mode: Transmit by 802.11n-HT20 at Channel 2412MHz Chain 0+1	

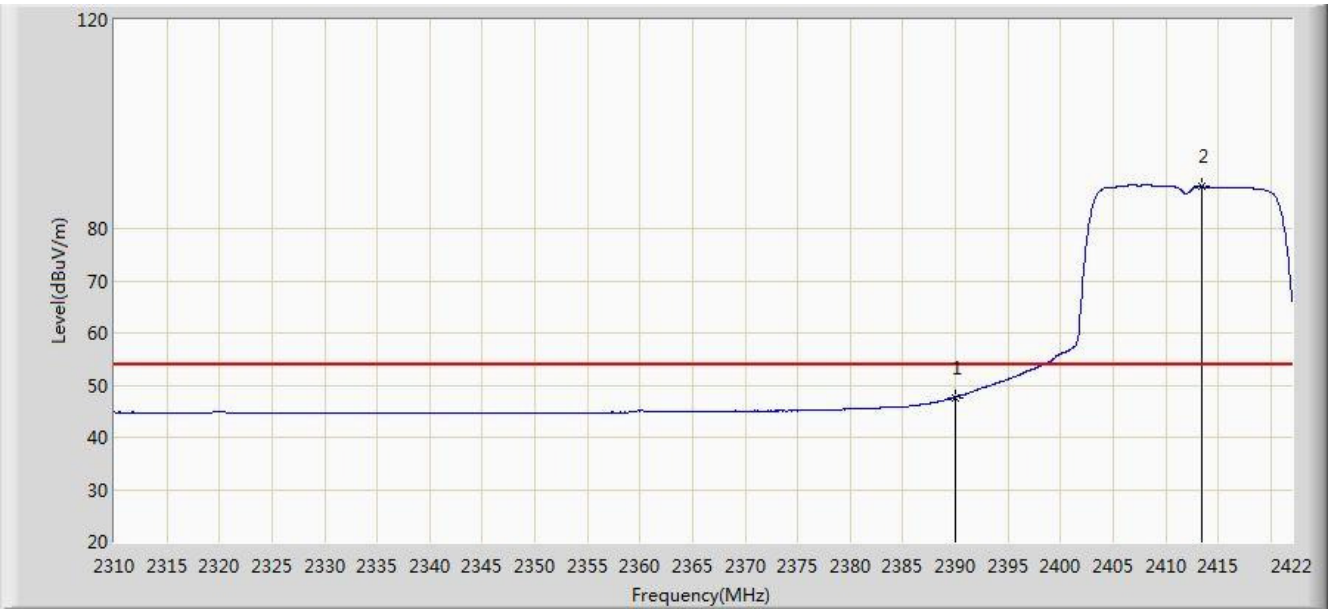

No	Flag	Mark	Frequency (MHz)	Measure Level (dBuV/m)	Reading Level (dBuV)	Over Limit (dB)	Limit (dBuV/m)	Factor (dB)	Type
1			2390.000	47.671	15.393	-6.329	54.000	32.278	AV
2		*	2413.432	88.015	55.781	N/A	N/A	32.234	AV

Note: Measure Level (dBµV/m) = Reading Level (dBµV) + Factor (dB)

Factor (dB) = Cable Loss (dB) + Antenna Factor (dB/m) - Pre_Amplifier Gain (dB)

Site: AC2	Time: 2016/11/15 - 23:06
Limit: FCC_Part15.209_RE(3m)	Engineer: Dandy Li
Probe: BBHA9120D_1-18GHz	Polarity: Vertical
EUT: WIRELESS ACCESS POINT	Power: AC 120V/60Hz
Test Mode: Transmit by 802.11n-HT20 at Channel 2412MHz Chain 0+1	

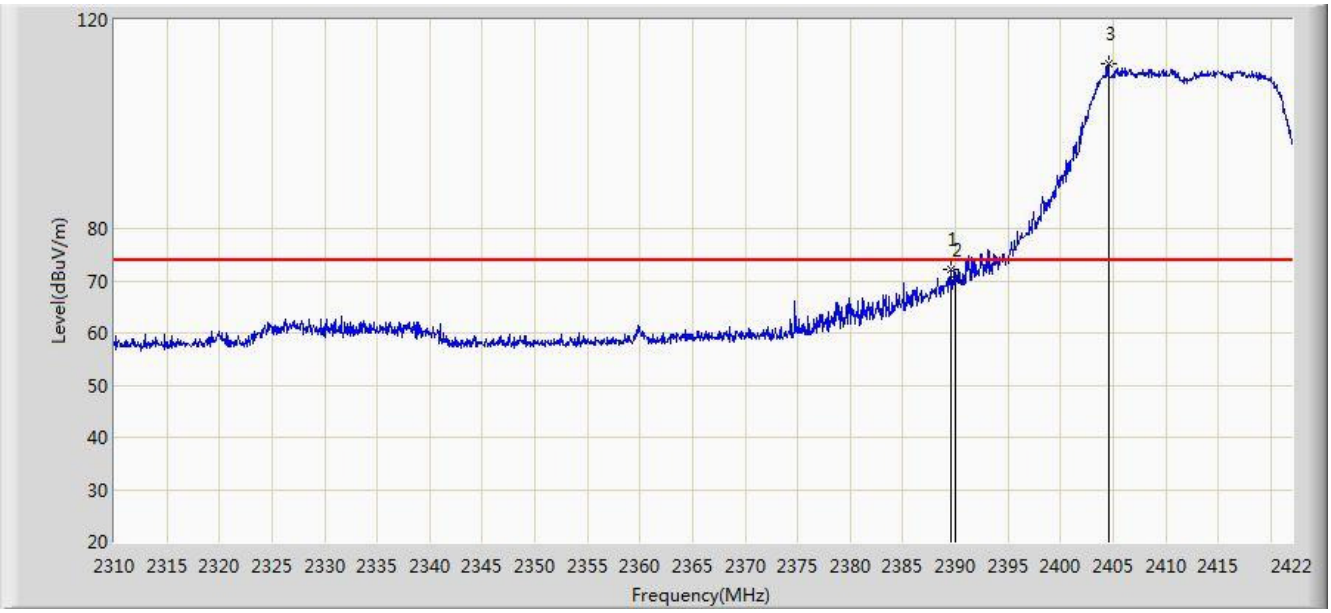

No	Flag	Mark	Frequency (MHz)	Measure Level (dBuV/m)	Reading Level (dBuV)	Over Limit (dB)	Limit (dBuV/m)	Factor (dB)	Type
1			2389.520	72.138	39.863	-1.862	74.000	32.275	PK
2			2390.000	70.278	38.000	-3.722	74.000	32.278	PK
3		*	2404.584	111.599	79.334	N/A	N/A	32.265	PK

Note: Measure Level (dBμV/m) = Reading Level (dBμV) + Factor (dB)

Factor (dB) = Cable Loss (dB) + Antenna Factor (dB/m) - Pre_Amplifier Gain (dB)

Site: AC2	Time: 2016/11/15 - 23:05
Limit: FCC_Part15.209_RE(3m)	Engineer: Dandy Li
Probe: BBHA9120D_1-18GHz	Polarity: Vertical
EUT: WIRELESS ACCESS POINT	Power: AC 120V/60Hz
Test Mode: Transmit by 802.11n-HT20 at Channel 2412MHz Chain 0+1	

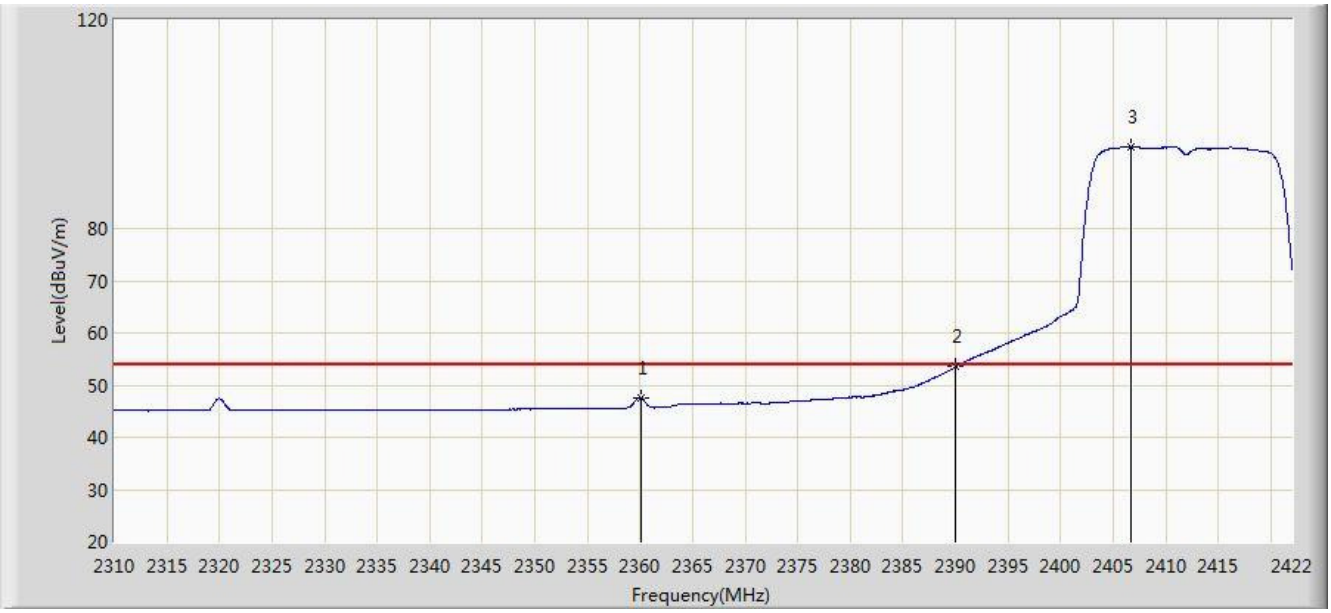

No	Flag	Mark	Frequency (MHz)	Measure Level (dBuV/m)	Reading Level (dBuV)	Over Limit (dB)	Limit (dBuV/m)	Factor (dB)	Type
1			2360.120	47.589	15.339	-6.411	54.000	32.249	AV
2			2390.000	53.491	21.213	-0.509	54.000	32.278	AV
3		*	2406.768	95.625	63.367	N/A	N/A	32.258	AV

Note: Measure Level (dBμV/m) = Reading Level (dBμV) + Factor (dB)

Factor (dB) = Cable Loss (dB) + Antenna Factor (dB/m) - Pre_Amplifier Gain (dB)

Site: AC2	Time: 2016/11/15 - 23:14
Limit: FCC_Part15.209_RE(3m)	Engineer: Dandy Li
Probe: BBHA9120D_1-18GHz	Polarity: Horizontal
EUT: WIRELESS ACCESS POINT	Power: AC 120V/60Hz
Test Mode: Transmit by 802.11n-HT20 at Channel 2462MHz Chain 0+1	

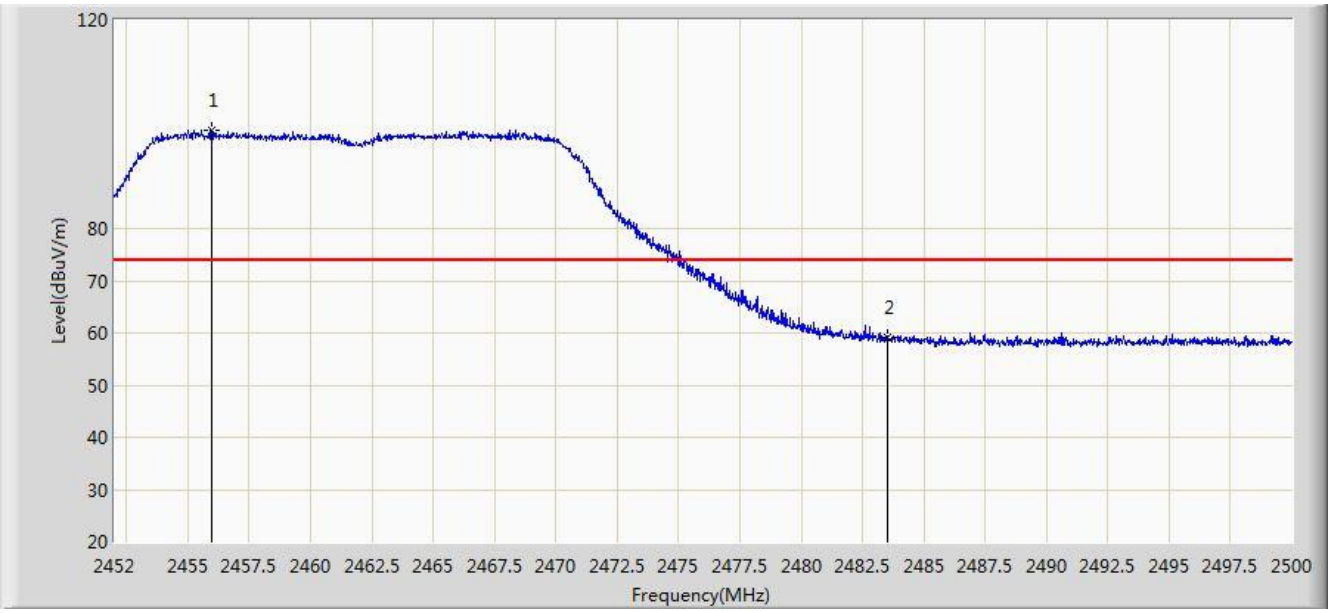

No	Flag	Mark	Frequency (MHz)	Measure Level (dBuV/m)	Reading Level (dBuV)	Over Limit (dB)	Limit (dBuV/m)	Factor (dB)	Type
1		*	2455.984	98.845	66.633	N/A	N/A	32.212	PK
2			2483.500	59.072	26.791	-14.928	74.000	32.282	PK

Note: Measure Level (dBμV/m) = Reading Level (dBμV) + Factor (dB)

Factor (dB) = Cable Loss (dB) + Antenna Factor (dB/m) - Pre_Amplifier Gain (dB)

Site: AC2	Time: 2016/11/15 - 23:16
Limit: FCC_Part15.209_RE(3m)	Engineer: Dandy Li
Probe: BBHA9120D_1-18GHz	Polarity: Horizontal
EUT: WIRELESS ACCESS POINT	Power: AC 120V/60Hz
Test Mode: Transmit by 802.11n-HT20 at Channel 2462MHz Chain 0+1	

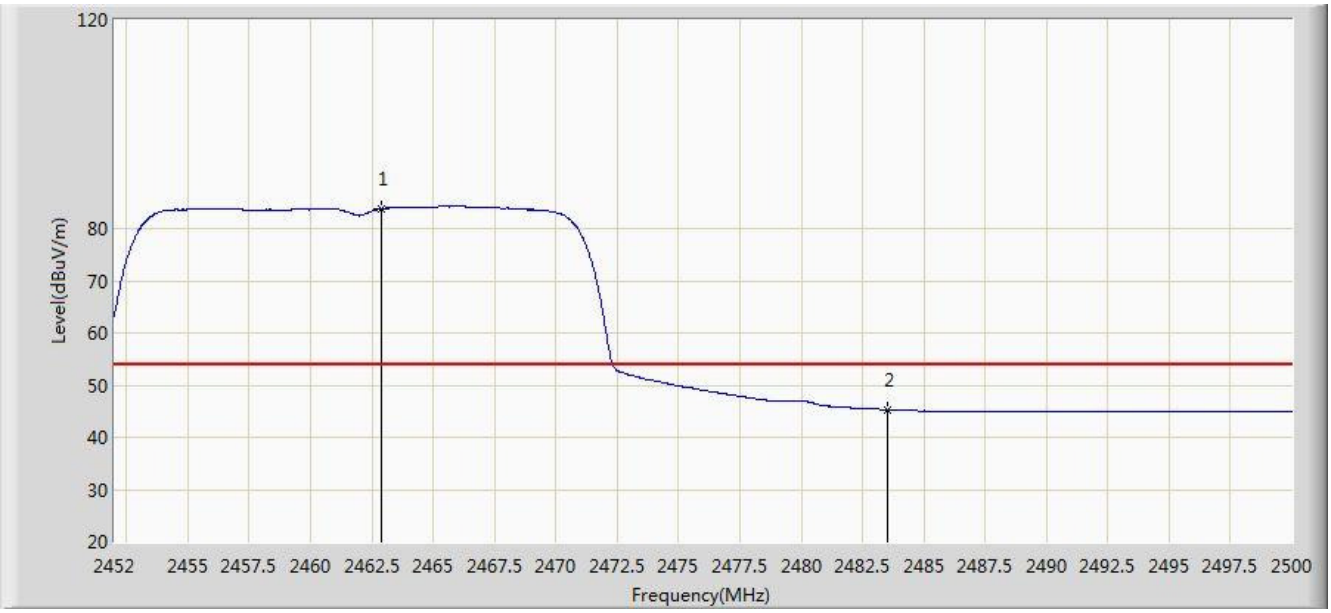

No	Flag	Mark	Frequency (MHz)	Measure Level (dBuV/m)	Reading Level (dBuV)	Over Limit (dB)	Limit (dBuV/m)	Factor (dB)	Type
1		*	2462.872	83.824	51.585	N/A	N/A	32.239	AV
2			2483.500	45.277	12.996	-8.723	54.000	32.282	AV

Note: Measure Level (dBμV/m) = Reading Level (dBμV) + Factor (dB)

Factor (dB) = Cable Loss (dB) + Antenna Factor (dB/m) - Pre_Amplifier Gain (dB)

Site: AC2	Time: 2016/11/15 - 23:13
Limit: FCC_Part15.209_RE(3m)	Engineer: Dandy Li
Probe: BBHA9120D_1-18GHz	Polarity: Vertical
EUT: WIRELESS ACCESS POINT	Power: AC 120V/60Hz
Test Mode: Transmit by 802.11n-HT20 at Channel 2462MHz Chain 0+1	

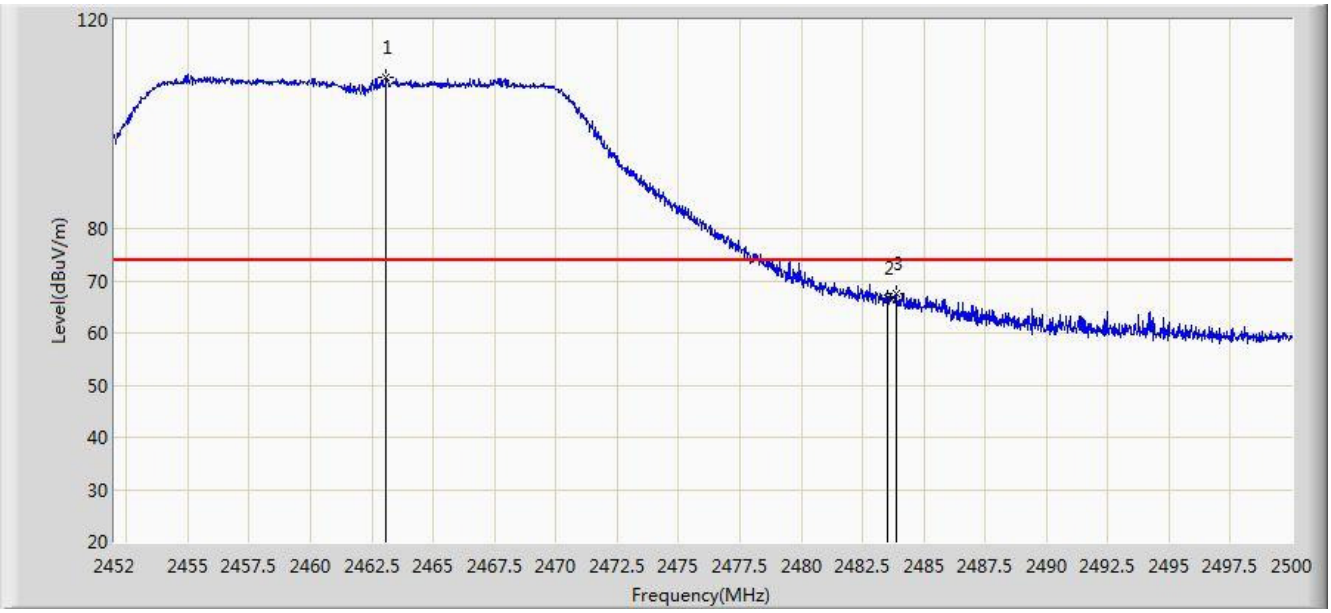

No	Flag	Mark	Frequency (MHz)	Measure Level (dBuV/m)	Reading Level (dBuV)	Over Limit (dB)	Limit (dBuV/m)	Factor (dB)	Type
1		*	2463.088	109.018	76.779	N/A	N/A	32.239	PK
2			2483.500	66.608	34.327	-7.392	74.000	32.282	PK
3			2483.872	67.661	35.378	-6.339	74.000	32.282	PK

Note: Measure Level (dBμV/m) = Reading Level (dBμV) + Factor (dB)

Factor (dB) = Cable Loss (dB) + Antenna Factor (dB/m) - Pre_Amplifier Gain (dB)

Site: AC2	Time: 2016/11/15 - 23:10
Limit: FCC_Part15.209_RE(3m)	Engineer: Dandy Li
Probe: BBHA9120D_1-18GHz	Polarity: Vertical
EUT: WIRELESS ACCESS POINT	Power: AC 120V/60Hz
Test Mode: Transmit by 802.11n-HT20 at Channel 2462MHz Chain 0+1	

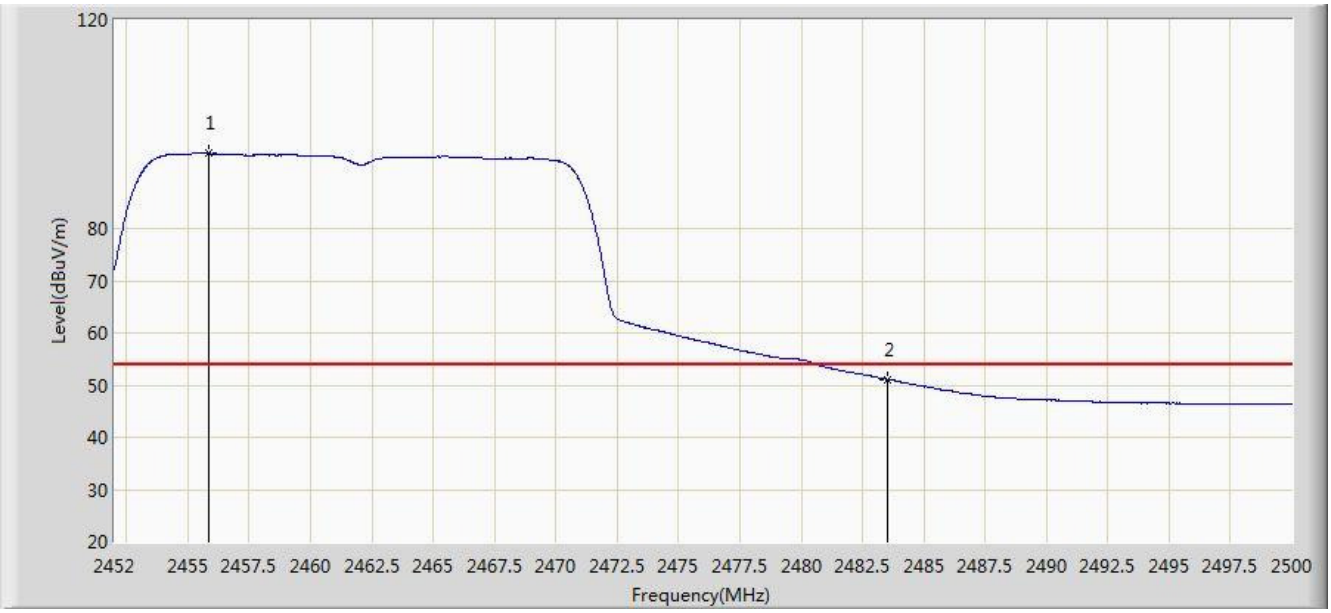

No	Flag	Mark	Frequency (MHz)	Measure Level (dBuV/m)	Reading Level (dBuV)	Over Limit (dB)	Limit (dBuV/m)	Factor (dB)	Type
1		*	2455.864	94.383	62.171	N/A	N/A	32.212	AV
2			2483.500	51.062	18.781	-2.938	54.000	32.282	AV

Note: Measure Level (dBµV/m) = Reading Level (dBµV) + Factor (dB)

Factor (dB) = Cable Loss (dB) + Antenna Factor (dB/m) - Pre_Amplifier Gain (dB)

Site: AC2	Time: 2016/11/15 - 23:22
Limit: FCC_Part15.209_RE(3m)	Engineer: Dandy Li
Probe: BBHA9120D_1-18GHz	Polarity: Horizontal
EUT: WIRELESS ACCESS POINT	Power: AC 120V/60Hz
Test Mode: Transmit by 802.11n-HT40 at Channel 2422MHz Chain 0+1	

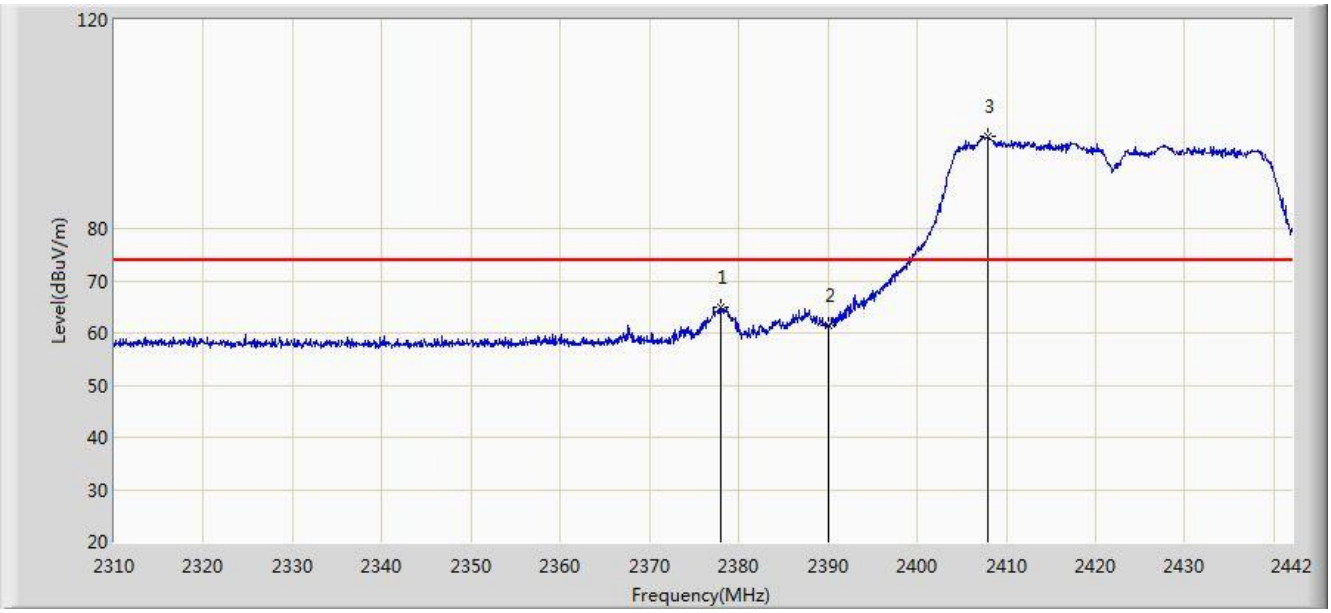

No	Flag	Mark	Frequency (MHz)	Measure Level (dBuV/m)	Reading Level (dBuV)	Over Limit (dB)	Limit (dBuV/m)	Factor (dB)	Type
1			2377.914	64.982	32.771	-9.018	74.000	32.210	PK
2			2390.000	61.496	29.218	-12.504	74.000	32.278	PK
3		*	2407.878	97.562	65.308	N/A	N/A	32.254	PK

Note: Measure Level (dBμV/m) = Reading Level (dBμV) + Factor (dB)

Factor (dB) = Cable Loss (dB) + Antenna Factor (dB/m) - Pre_Amplifier Gain (dB)

Site: AC2	Time: 2016/11/15 - 23:25
Limit: FCC_Part15.209_RE(3m)	Engineer: Dandy Li
Probe: BBHA9120D_1-18GHz	Polarity: Horizontal
EUT: WIRELESS ACCESS POINT	Power: AC 120V/60Hz
Test Mode: Transmit by 802.11n-HT40 at Channel 2422MHz Chain 0+1	

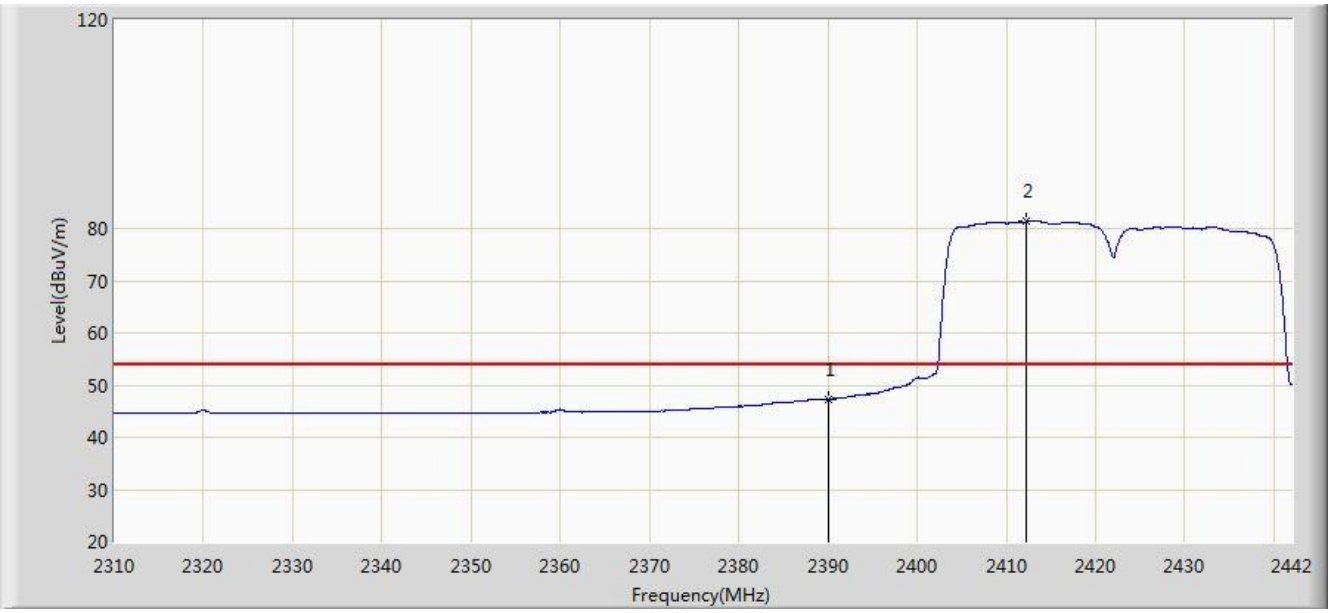

No	Flag	Mark	Frequency (MHz)	Measure Level (dBuV/m)	Reading Level (dBuV)	Over Limit (dB)	Limit (dBuV/m)	Factor (dB)	Type
1			2390.000	47.258	14.980	-6.742	54.000	32.278	AV
2		*	2412.300	81.337	49.099	N/A	N/A	32.238	AV

Note: Measure Level (dBμV/m) = Reading Level (dBμV) + Factor (dB)

Factor (dB) = Cable Loss (dB) + Antenna Factor (dB/m) - Pre_Amplifier Gain (dB)

Site: AC2	Time: 2016/11/15 - 23:22
Limit: FCC_Part15.209_RE(3m)	Engineer: Dandy Li
Probe: BBHA9120D_1-18GHz	Polarity: Vertical
EUT: WIRELESS ACCESS POINT	Power: AC 120V/60Hz
Test Mode: Transmit by 802.11n-HT40 at Channel 2422MHz Chain 0+1	

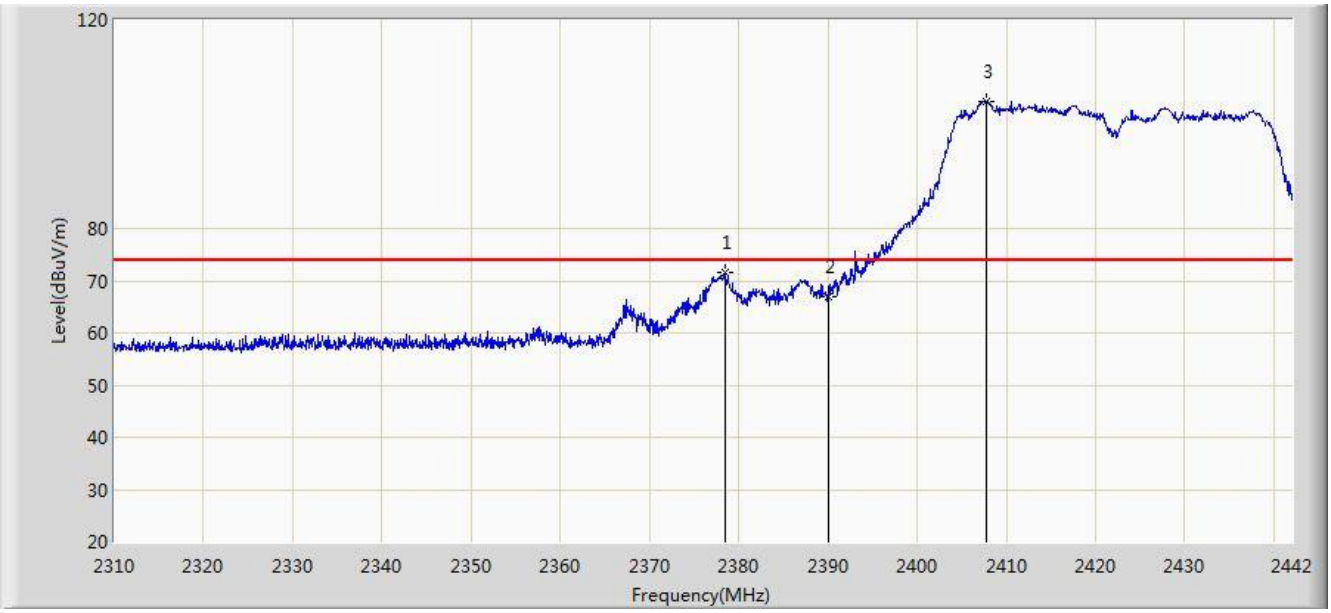

No	Flag	Mark	Frequency (MHz)	Measure Level (dBuV/m)	Reading Level (dBuV)	Over Limit (dB)	Limit (dBuV/m)	Factor (dB)	Type
1			2378.442	71.517	39.303	-2.483	74.000	32.214	PK
2			2390.000	66.975	34.697	-7.025	74.000	32.278	PK
3		*	2407.746	104.472	72.217	N/A	N/A	32.254	PK

Note: Measure Level (dBμV/m) = Reading Level (dBμV) + Factor (dB)

Factor (dB) = Cable Loss (dB) + Antenna Factor (dB/m) - Pre_Amplifier Gain (dB)

Site: AC2	Time: 2016/11/15 - 23:21
Limit: FCC_Part15.209_RE(3m)	Engineer: Dandy Li
Probe: BBHA9120D_1-18GHz	Polarity: Vertical
EUT: WIRELESS ACCESS POINT	Power: AC 120V/60Hz
Test Mode: Transmit by 802.11n-HT40 at Channel 2422MHz Chain 0+1	

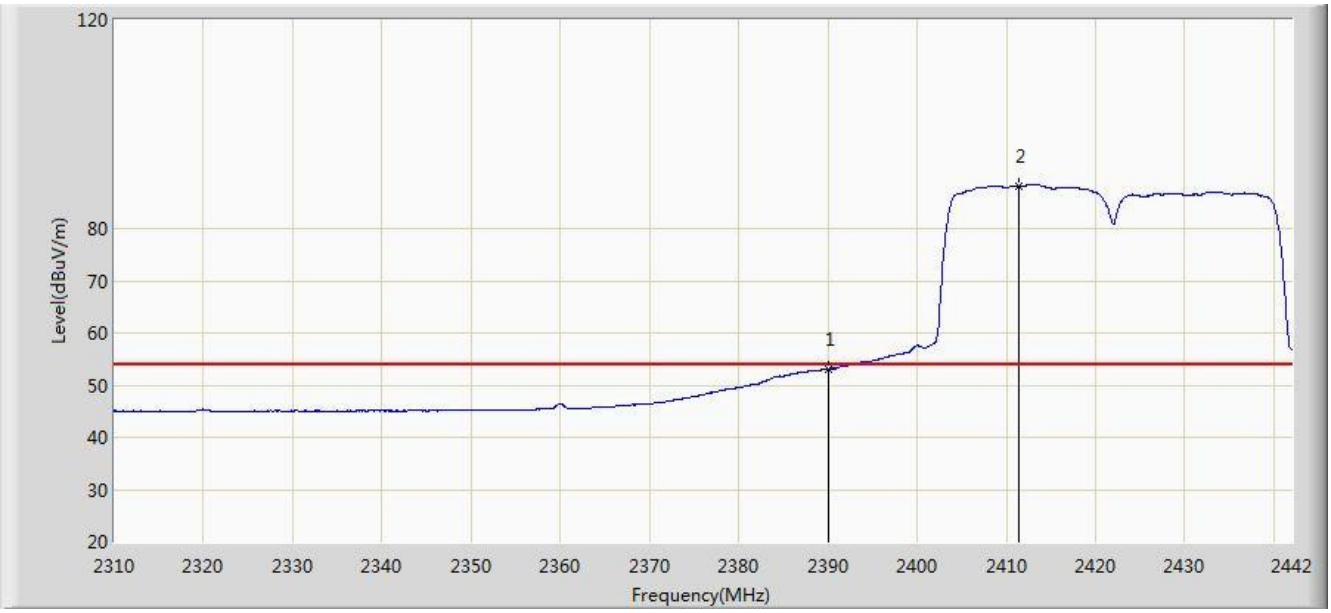

No	Flag	Mark	Frequency (MHz)	Measure Level (dBuV/m)	Reading Level (dBuV)	Over Limit (dB)	Limit (dBuV/m)	Factor (dB)	Type
1			2390.000	53.042	20.764	-0.958	54.000	32.278	AV
2		*	2411.442	88.174	55.932	N/A	N/A	32.242	AV

Note: Measure Level (dBμV/m) = Reading Level (dBμV) + Factor (dB)

Factor (dB) = Cable Loss (dB) + Antenna Factor (dB/m) - Pre_Amplifier Gain (dB)

Site: AC2	Time: 2016/11/15 - 23:30
Limit: FCC_Part15.209_RE(3m)	Engineer: Dandy Li
Probe: BBHA9120D_1-18GHz	Polarity: Horizontal
EUT: WIRELESS ACCESS POINT	Power: AC 120V/60Hz
Test Mode: Transmit by 802.11n-HT40 at Channel 2452MHz Chain 0+1	

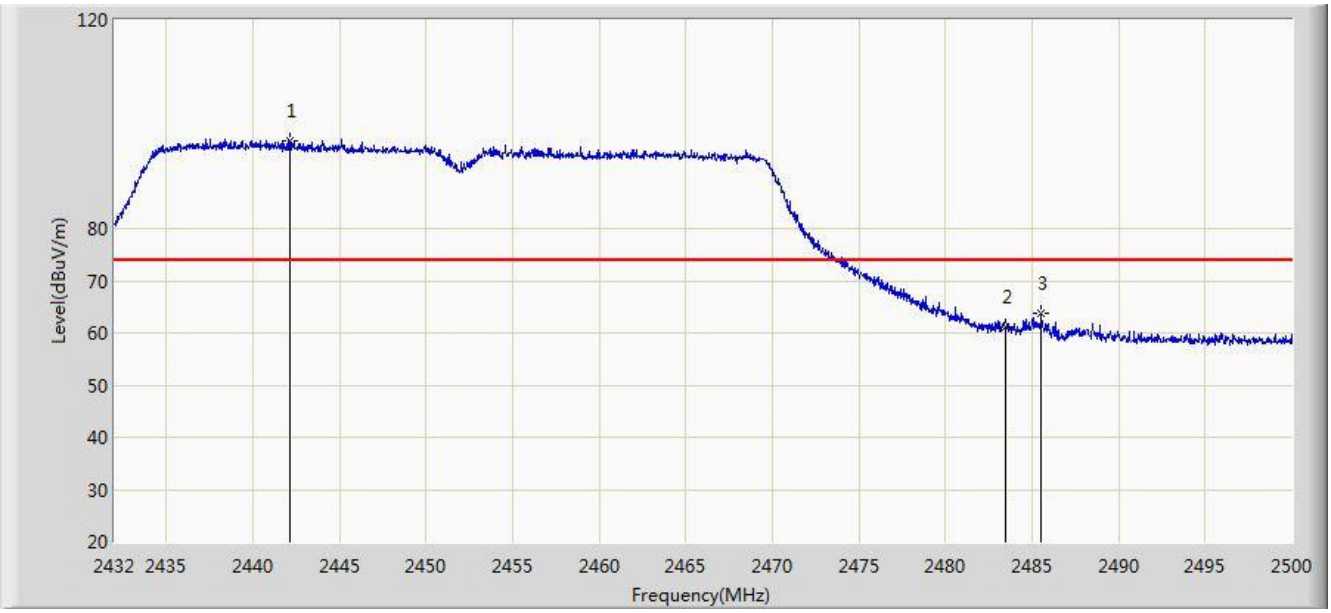

No	Flag	Mark	Frequency (MHz)	Measure Level (dBuV/m)	Reading Level (dBuV)	Over Limit (dB)	Limit (dBuV/m)	Factor (dB)	Type
1		*	2442.098	96.924	64.754	N/A	N/A	32.170	PK
2			2483.500	61.078	28.797	-12.922	74.000	32.282	PK
3			2485.550	63.908	31.620	-10.092	74.000	32.288	PK

Note: Measure Level (dBμV/m) = Reading Level (dBμV) + Factor (dB)

Factor (dB) = Cable Loss (dB) + Antenna Factor (dB/m) - Pre_Amplifier Gain (dB)

Site: AC2	Time: 2016/11/15 - 23:32
Limit: FCC_Part15.209_RE(3m)	Engineer: Dandy Li
Probe: BBHA9120D_1-18GHz	Polarity: Horizontal
EUT: WIRELESS ACCESS POINT	Power: AC 120V/60Hz
Test Mode: Transmit by 802.11n-HT40 at Channel 2452MHz Chain 0+1	

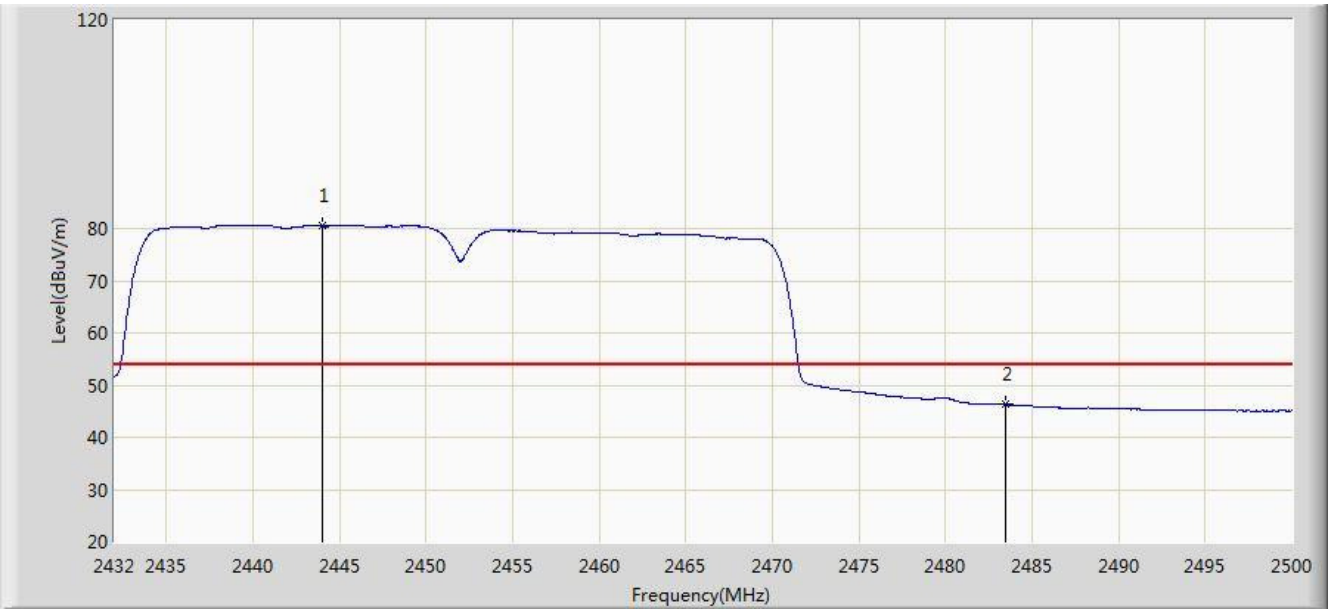

No	Flag	Mark	Frequency (MHz)	Measure Level (dBuV/m)	Reading Level (dBuV)	Over Limit (dB)	Limit (dBuV/m)	Factor (dB)	Type
1		*	2444.036	80.487	48.318	N/A	N/A	32.169	AV
2			2483.500	46.270	13.989	-7.730	54.000	32.282	AV

Note: Measure Level (dBμV/m) = Reading Level (dBμV) + Factor (dB)

Factor (dB) = Cable Loss (dB) + Antenna Factor (dB/m) - Pre_Amplifier Gain (dB)

Site: AC2	Time: 2016/11/15 - 23:29
Limit: FCC_Part15.209_RE(3m)	Engineer: Dandy Li
Probe: BBHA9120D_1-18GHz	Polarity: Vertical
EUT: WIRELESS ACCESS POINT	Power: AC 120V/60Hz
Test Mode: Transmit by 802.11n-HT40 at Channel 2452MHz Chain 0+1	

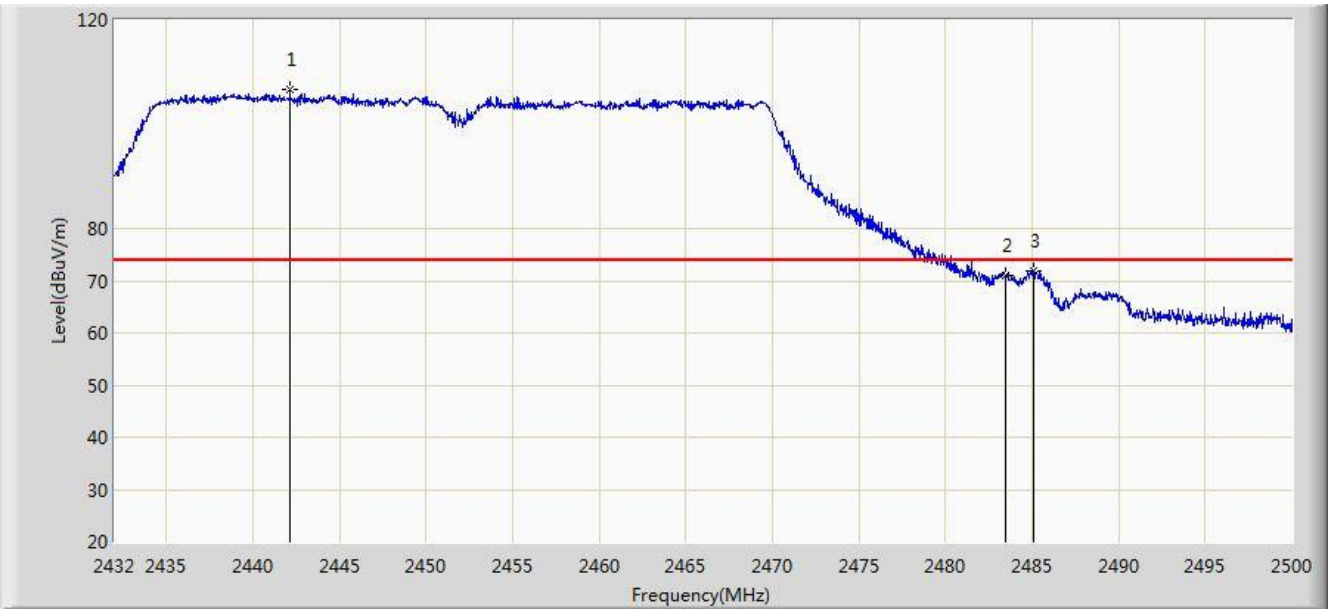

No	Flag	Mark	Frequency (MHz)	Measure Level (dBuV/m)	Reading Level (dBuV)	Over Limit (dB)	Limit (dBuV/m)	Factor (dB)	Type
1		*	2442.132	106.714	74.544	N/A	N/A	32.170	PK
2			2483.500	71.041	38.760	-2.959	74.000	32.282	PK
3			2485.108	71.857	39.570	-2.143	74.000	32.287	PK

Note: Measure Level (dBμV/m) = Reading Level (dBμV) + Factor (dB)

Factor (dB) = Cable Loss (dB) + Antenna Factor (dB/m) - Pre_Amplifier Gain (dB)

Site: AC2	Time: 2016/11/15 - 23:26
Limit: FCC_Part15.209_RE(3m)	Engineer: Dandy Li
Probe: BBHA9120D_1-18GHz	Polarity: Vertical
EUT: WIRELESS ACCESS POINT	Power: AC 120V/60Hz
Test Mode: Transmit by 802.11n-HT40 at Channel 2452MHz Chain 0+1	

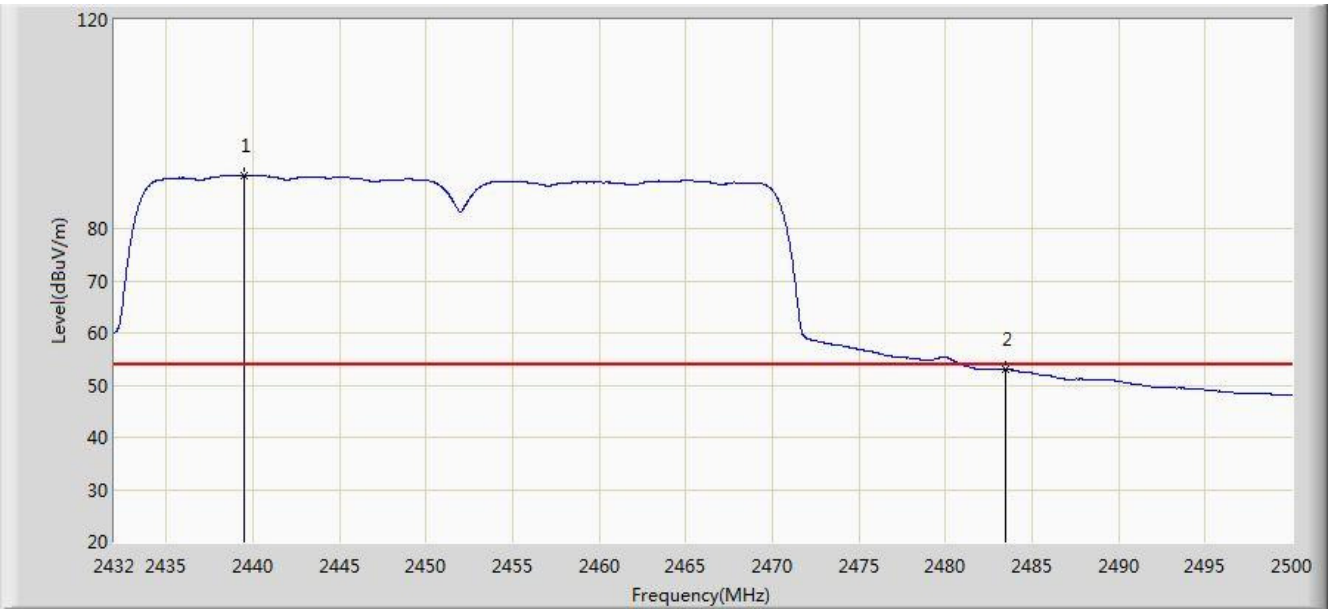

No	Flag	Mark	Frequency (MHz)	Measure Level (dBuV/m)	Reading Level (dBuV)	Over Limit (dB)	Limit (dBuV/m)	Factor (dB)	Type
1		*	2439.480	90.199	58.029	N/A	N/A	32.170	AV
2			2483.500	53.023	20.742	-0.977	54.000	32.282	AV

Note: Measure Level (dBµV/m) = Reading Level (dBµV) + Factor (dB)

Factor (dB) = Cable Loss (dB) + Antenna Factor (dB/m) - Pre_Amplifier Gain (dB)

Site: AC2	Time: 2016/11/15 - 23:38
Limit: FCC_Part15.209_RE(3m)	Engineer: Dandy Li
Probe: BBHA9120D_1-18GHz	Polarity: Horizontal
EUT: WIRELESS ACCESS POINT	Power: AC 120V/60Hz
Test Mode: Transmit by 802.11n-HT20 at Channel 2412MHz Chain 0+1+2	

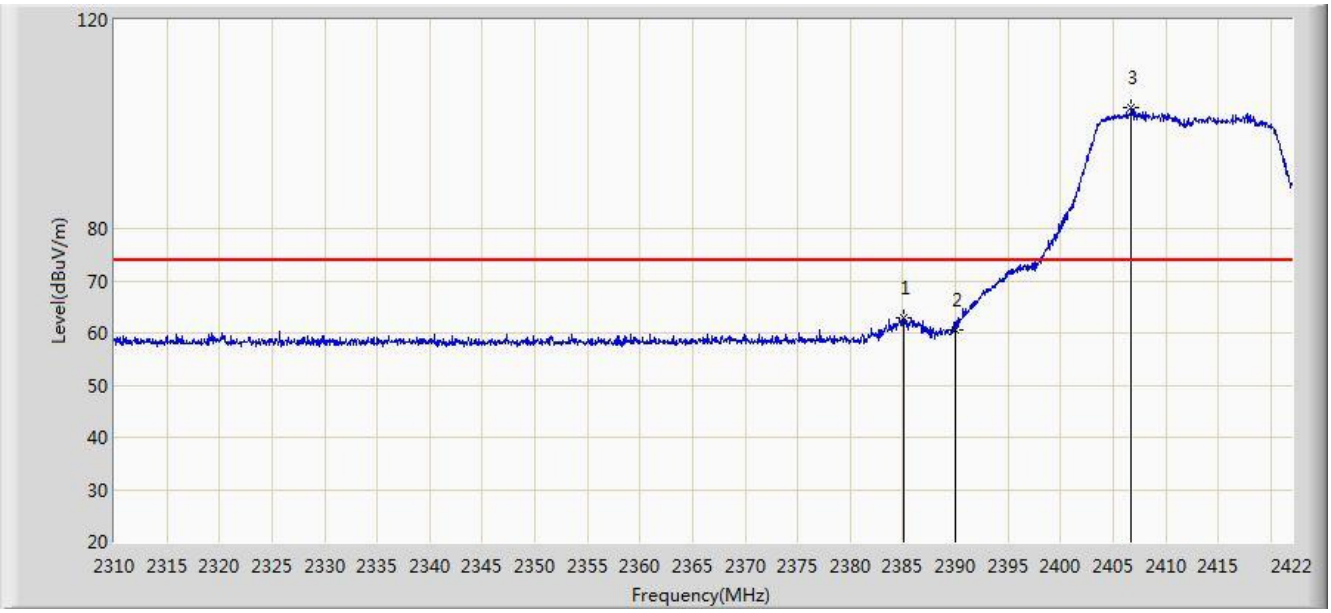

No	Flag	Mark	Frequency (MHz)	Measure Level (dBuV/m)	Reading Level (dBuV)	Over Limit (dB)	Limit (dBuV/m)	Factor (dB)	Type
1			2385.096	62.848	30.597	-11.152	74.000	32.251	PK
2			2390.000	60.721	28.443	-13.279	74.000	32.278	PK
3		*	2406.712	103.163	70.905	N/A	N/A	32.258	PK

Note: Measure Level (dBμV/m) = Reading Level (dBμV) + Factor (dB)

Factor (dB) = Cable Loss (dB) + Antenna Factor (dB/m) - Pre_Amplifier Gain (dB)

Site: AC2	Time: 2016/11/15 - 23:42
Limit: FCC_Part15.209_RE(3m)	Engineer: Dandy Li
Probe: BBHA9120D_1-18GHz	Polarity: Horizontal
EUT: WIRELESS ACCESS POINT	Power: AC 120V/60Hz
Test Mode: Transmit by 802.11n-HT20 at Channel 2412MHz Chain 0+1+2	

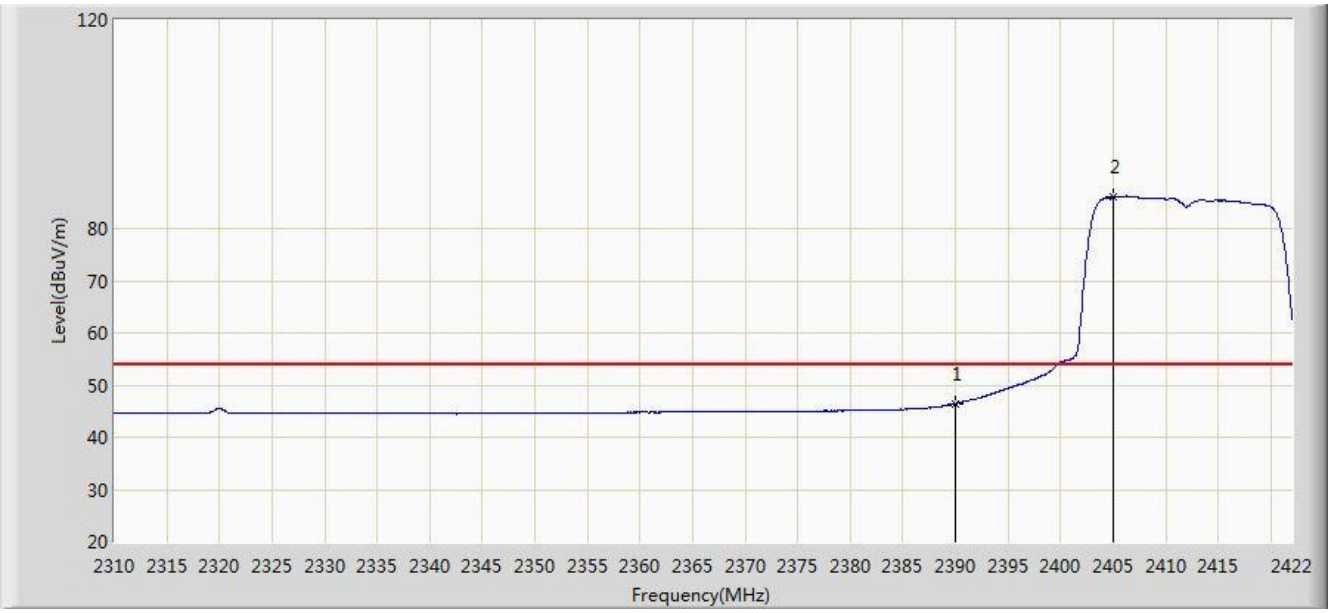

No	Flag	Mark	Frequency (MHz)	Measure Level (dBuV/m)	Reading Level (dBuV)	Over Limit (dB)	Limit (dBuV/m)	Factor (dB)	Type
1			2390.000	46.450	14.172	-7.550	54.000	32.278	AV
2		*	2405.032	85.996	53.732	N/A	N/A	32.264	AV

Note: Measure Level (dBμV/m) = Reading Level (dBμV) + Factor (dB)

Factor (dB) = Cable Loss (dB) + Antenna Factor (dB/m) - Pre_Amplifier Gain (dB)

Site: AC2	Time: 2016/11/15 - 23:37
Limit: FCC_Part15.209_RE(3m)	Engineer: Dandy Li
Probe: BBHA9120D_1-18GHz	Polarity: Vertical
EUT: WIRELESS ACCESS POINT	Power: AC 120V/60Hz
Test Mode: Transmit by 802.11n-HT20 at Channel 2412MHz Chain 0+1+2	

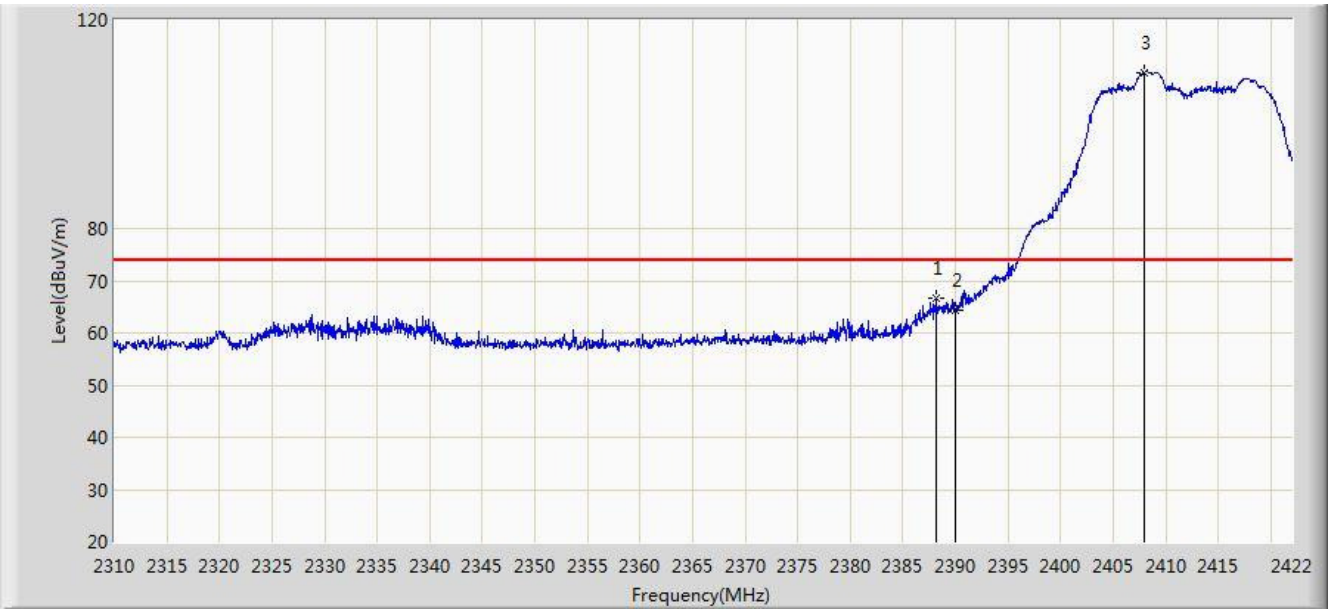

No	Flag	Mark	Frequency (MHz)	Measure Level (dBuV/m)	Reading Level (dBuV)	Over Limit (dB)	Limit (dBuV/m)	Factor (dB)	Type
1			2388.232	66.677	34.409	-7.323	74.000	32.268	PK
2			2390.000	64.316	32.038	-9.684	74.000	32.278	PK
3		*	2408.000	109.988	77.734	N/A	N/A	32.254	PK

Note: Measure Level (dBμV/m) = Reading Level (dBμV) + Factor (dB)

Factor (dB) = Cable Loss (dB) + Antenna Factor (dB/m) - Pre_Amplifier Gain (dB)

Site: AC2	Time: 2016/11/15 - 23:34
Limit: FCC_Part15.209_RE(3m)	Engineer: Dandy Li
Probe: BBHA9120D_1-18GHz	Polarity: Vertical
EUT: WIRELESS ACCESS POINT	Power: AC 120V/60Hz
Test Mode: Transmit by 802.11n-HT20 at Channel 2412MHz Chain 0+1+2	

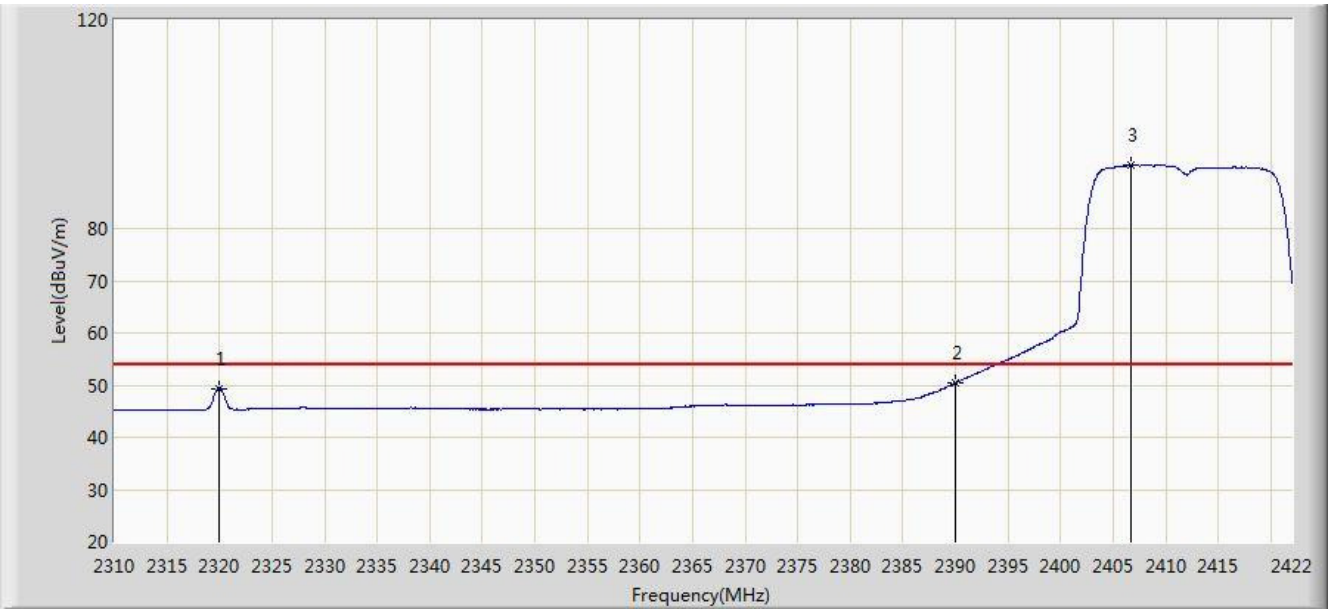

No	Flag	Mark	Frequency (MHz)	Measure Level (dBuV/m)	Reading Level (dBuV)	Over Limit (dB)	Limit (dBuV/m)	Factor (dB)	Type
1			2319.912	49.393	16.988	-4.607	54.000	32.404	AV
2			2390.000	50.413	18.135	-3.587	54.000	32.278	AV
3		*	2406.768	92.286	60.028	N/A	N/A	32.258	AV

Note: Measure Level (dBμV/m) = Reading Level (dBμV) + Factor (dB)

Factor (dB) = Cable Loss (dB) + Antenna Factor (dB/m) - Pre_Amplifier Gain (dB)

Site: AC2	Time: 2016/11/15 - 23:46
Limit: FCC_Part15.209_RE(3m)	Engineer: Dandy Li
Probe: BBHA9120D_1-18GHz	Polarity: Horizontal
EUT: WIRELESS ACCESS POINT	Power: AC 120V/60Hz
Test Mode: Transmit by 802.11n-HT20 at Channel 2462MHz Chain 0+1+2	

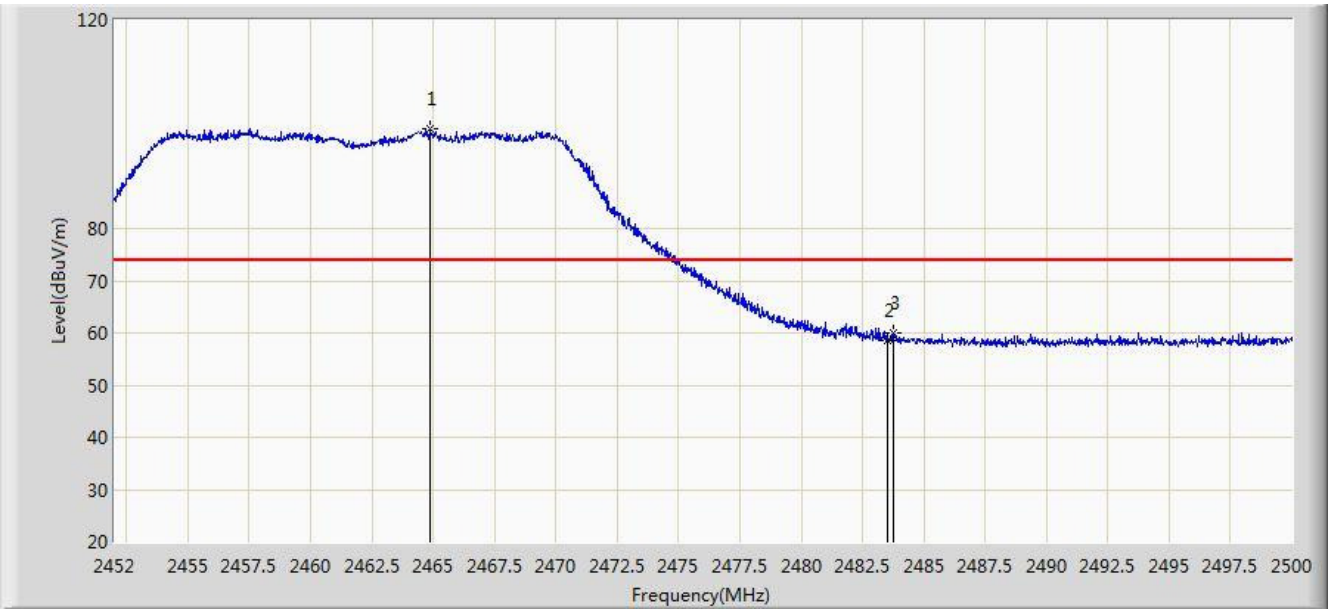

No	Flag	Mark	Frequency (MHz)	Measure Level (dBuV/m)	Reading Level (dBuV)	Over Limit (dB)	Limit (dBuV/m)	Factor (dB)	Type
1		*	2464.864	99.106	66.865	N/A	N/A	32.242	PK
2			2483.500	58.608	26.327	-15.392	74.000	32.282	PK
3			2483.776	60.001	27.719	-13.999	74.000	32.282	PK

Note: Measure Level (dBμV/m) = Reading Level (dBμV) + Factor (dB)

Factor (dB) = Cable Loss (dB) + Antenna Factor (dB/m) - Pre_Amplifier Gain (dB)

Site: AC2	Time: 2016/11/15 - 23:48
Limit: FCC_Part15.209_RE(3m)	Engineer: Dandy Li
Probe: BBHA9120D_1-18GHz	Polarity: Horizontal
EUT: WIRELESS ACCESS POINT	Power: AC 120V/60Hz
Test Mode: Transmit by 802.11n-HT20 at Channel 2462MHz Chain 0+1+2	

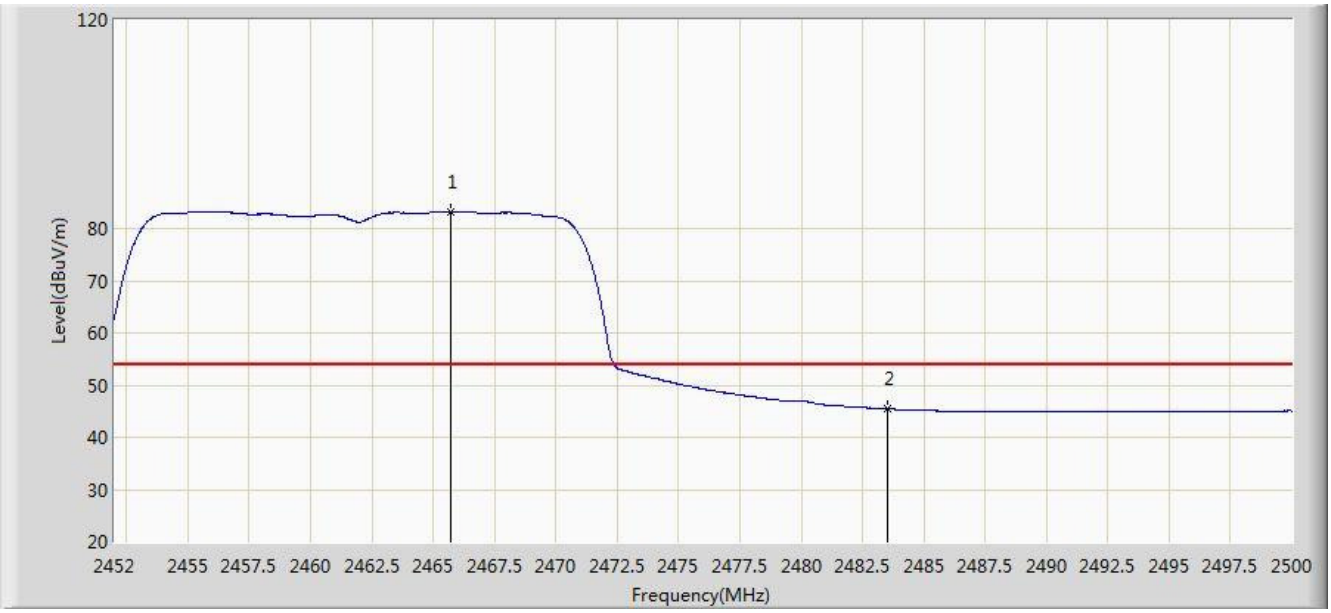

No	Flag	Mark	Frequency (MHz)	Measure Level (dBuV/m)	Reading Level (dBuV)	Over Limit (dB)	Limit (dBuV/m)	Factor (dB)	Type
1		*	2465.704	83.222	50.979	N/A	N/A	32.242	AV
2			2483.500	45.469	13.188	-8.531	54.000	32.282	AV

Note: Measure Level (dBµV/m) = Reading Level (dBµV) + Factor (dB)

Factor (dB) = Cable Loss (dB) + Antenna Factor (dB/m) - Pre_Amplifier Gain (dB)

Site: AC2	Time: 2016/11/15 - 23:45
Limit: FCC_Part15.209_RE(3m)	Engineer: Dandy Li
Probe: BBHA9120D_1-18GHz	Polarity: Vertical
EUT: WIRELESS ACCESS POINT	Power: AC 120V/60Hz
Test Mode: Transmit by 802.11n-HT20 at Channel 2462MHz Chain 0+1+2	

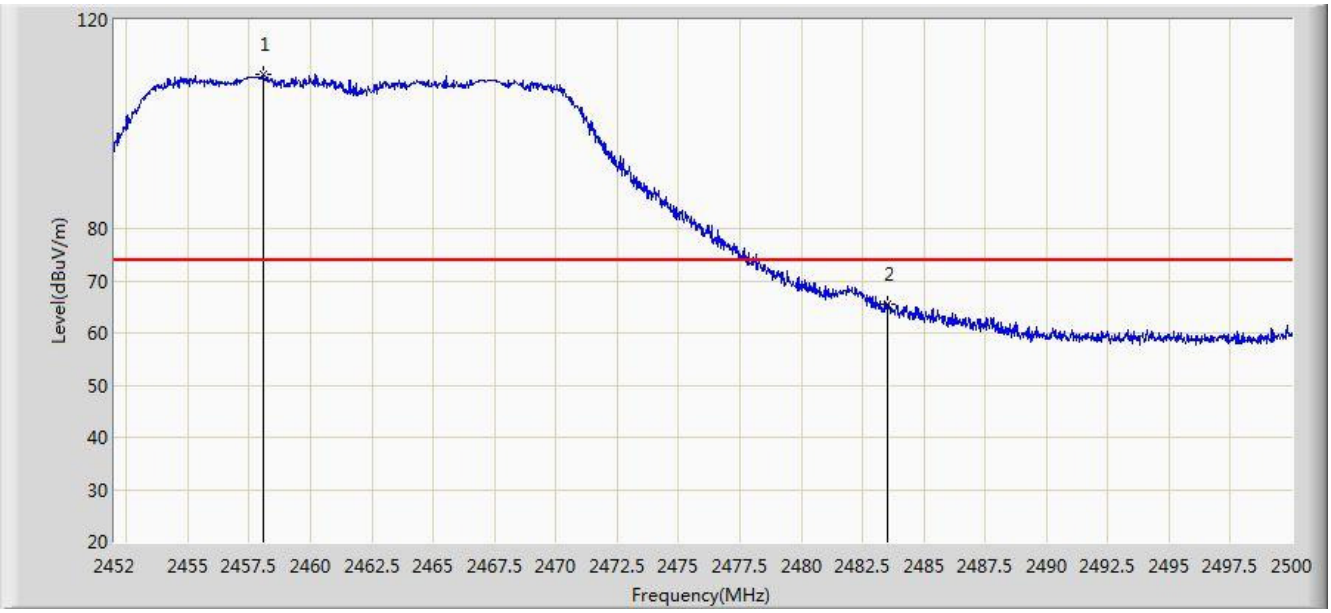

No	Flag	Mark	Frequency (MHz)	Measure Level (dBuV/m)	Reading Level (dBuV)	Over Limit (dB)	Limit (dBuV/m)	Factor (dB)	Type
1		*	2458.096	109.537	77.316	N/A	N/A	32.222	PK
2			2483.500	65.483	33.202	-8.517	74.000	32.282	PK

Note: Measure Level (dBμV/m) = Reading Level (dBμV) + Factor (dB)

Factor (dB) = Cable Loss (dB) + Antenna Factor (dB/m) - Pre_Amplifier Gain (dB)

Site: AC2	Time: 2016/11/15 - 23:43
Limit: FCC_Part15.209_RE(3m)	Engineer: Dandy Li
Probe: BBHA9120D_1-18GHz	Polarity: Vertical
EUT: WIRELESS ACCESS POINT	Power: AC 120V/60Hz
Test Mode: Transmit by 802.11n-HT20 at Channel 2462MHz Chain 0+1+2	

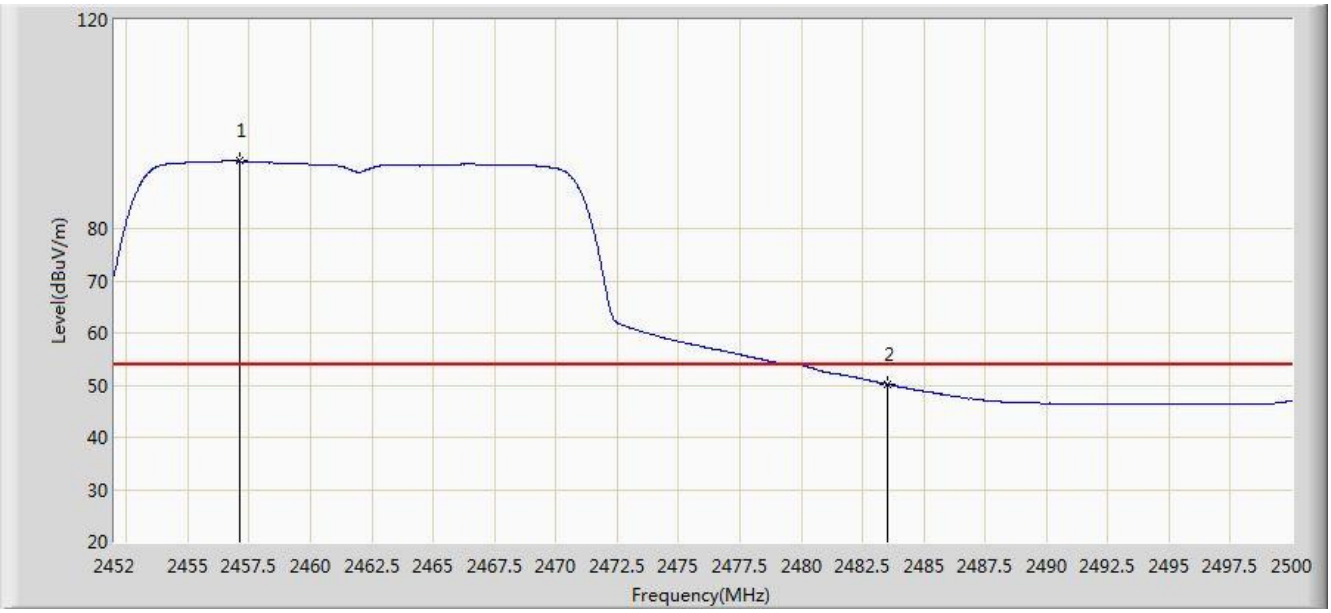

No	Flag	Mark	Frequency (MHz)	Measure Level (dBuV/m)	Reading Level (dBuV)	Over Limit (dB)	Limit (dBuV/m)	Factor (dB)	Type
1		*	2457.112	92.917	60.700	N/A	N/A	32.217	AV
2			2483.500	50.238	17.957	-3.762	54.000	32.282	AV

Note: Measure Level (dBμV/m) = Reading Level (dBμV) + Factor (dB)

Factor (dB) = Cable Loss (dB) + Antenna Factor (dB/m) - Pre_Amplifier Gain (dB)

Site: AC2	Time: 2016/11/15 - 23:53
Limit: FCC_Part15.209_RE(3m)	Engineer: Dandy Li
Probe: BBHA9120D_1-18GHz	Polarity: Horizontal
EUT: WIRELESS ACCESS POINT	Power: AC 120V/60Hz
Test Mode: Transmit by 802.11n-HT40 at Channel 2422MHz Chain 0+1+2	

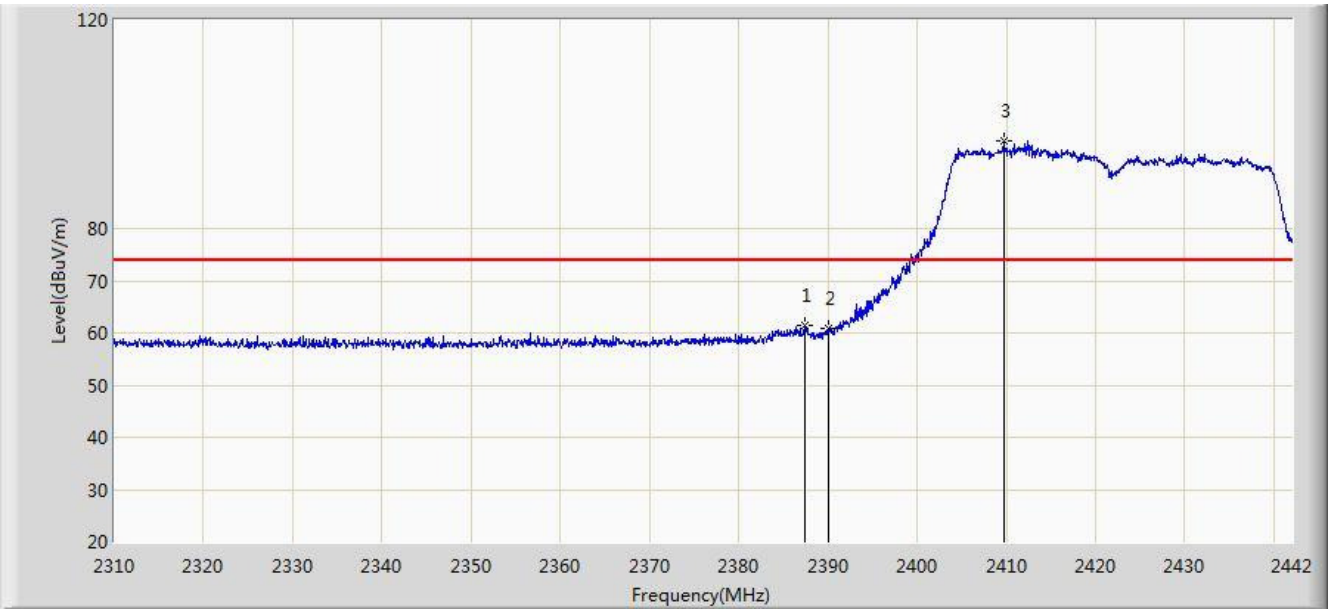

No	Flag	Mark	Frequency (MHz)	Measure Level (dBuV/m)	Reading Level (dBuV)	Over Limit (dB)	Limit (dBuV/m)	Factor (dB)	Type
1			2387.352	61.364	29.101	-12.636	74.000	32.264	PK
2			2390.000	60.961	28.683	-13.039	74.000	32.278	PK
3		*	2409.726	96.739	64.491	N/A	N/A	32.248	PK

Note: Measure Level (dBμV/m) = Reading Level (dBμV) + Factor (dB)

Factor (dB) = Cable Loss (dB) + Antenna Factor (dB/m) - Pre_Amplifier Gain (dB)

Site: AC2	Time: 2016/11/15 - 23:55
Limit: FCC_Part15.209_RE(3m)	Engineer: Dandy Li
Probe: BBHA9120D_1-18GHz	Polarity: Horizontal
EUT: WIRELESS ACCESS POINT	Power: AC 120V/60Hz
Test Mode: Transmit by 802.11n-HT40 at Channel 2422MHz Chain 0+1+2	

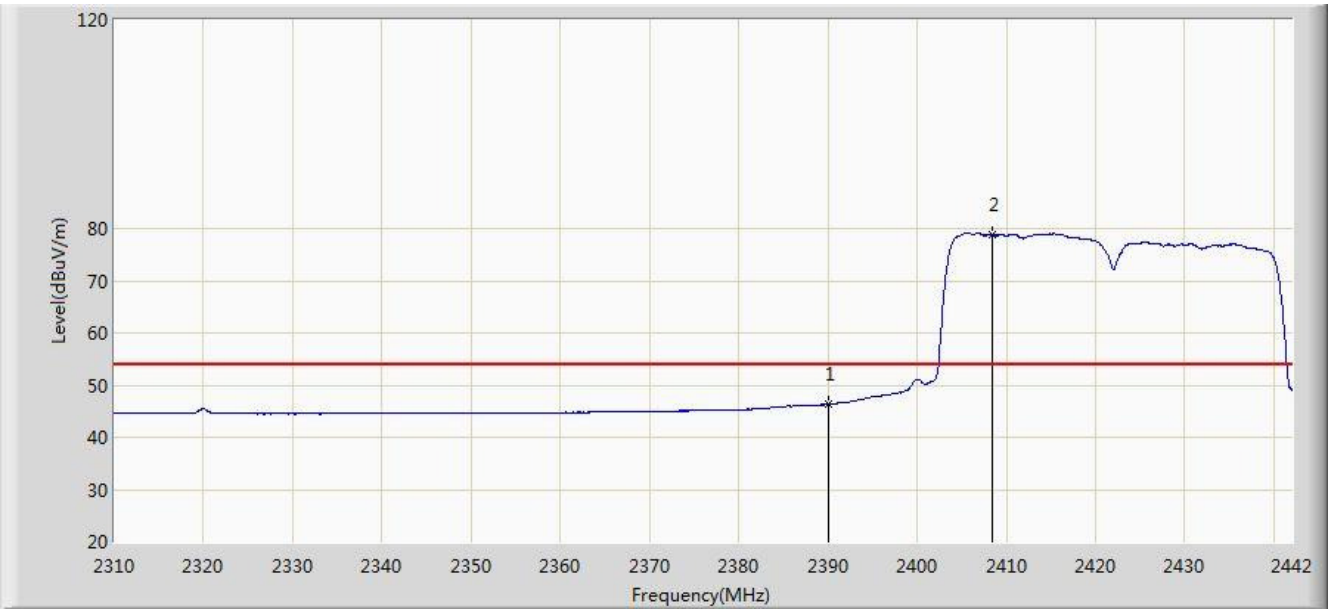

No	Flag	Mark	Frequency (MHz)	Measure Level (dBuV/m)	Reading Level (dBuV)	Over Limit (dB)	Limit (dBuV/m)	Factor (dB)	Type
1			2390.000	46.293	14.015	-7.707	54.000	32.278	AV
2		*	2408.472	78.889	46.637	N/A	N/A	32.253	AV

Note: Measure Level (dBμV/m) = Reading Level (dBμV) + Factor (dB)

Factor (dB) = Cable Loss (dB) + Antenna Factor (dB/m) - Pre_Amplifier Gain (dB)

Site: AC2	Time: 2016/11/15 - 23:53
Limit: FCC_Part15.209_RE(3m)	Engineer: Dandy Li
Probe: BBHA9120D_1-18GHz	Polarity: Vertical
EUT: WIRELESS ACCESS POINT	Power: AC 120V/60Hz
Test Mode: Transmit by 802.11n-HT40 at Channel 2422MHz Chain 0+1+2	

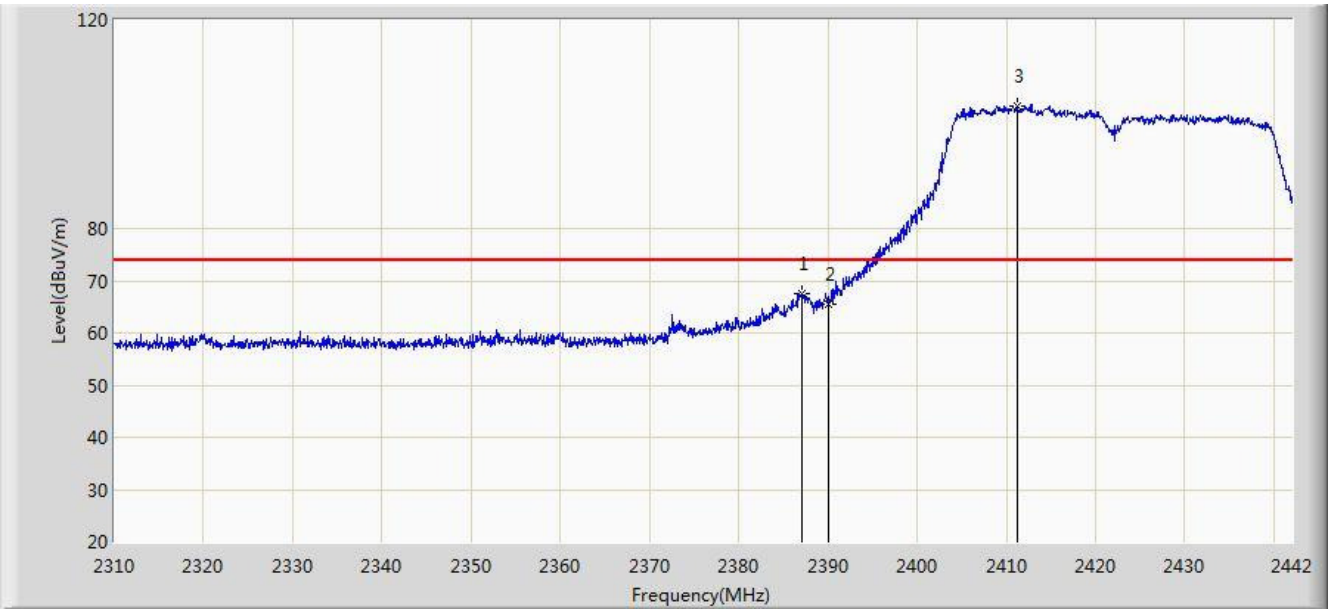

No	Flag	Mark	Frequency (MHz)	Measure Level (dBuV/m)	Reading Level (dBuV)	Over Limit (dB)	Limit (dBuV/m)	Factor (dB)	Type
1			2387.022	67.548	35.287	-6.452	74.000	32.262	PK
2			2390.000	65.552	33.274	-8.448	74.000	32.278	PK
3		*	2411.178	103.581	71.338	N/A	N/A	32.243	PK

Note: Measure Level (dBμV/m) = Reading Level (dBμV) + Factor (dB)

Factor (dB) = Cable Loss (dB) + Antenna Factor (dB/m) - Pre_Amplifier Gain (dB)

Site: AC2	Time: 2016/11/15 - 23:49
Limit: FCC_Part15.209_RE(3m)	Engineer: Dandy Li
Probe: BBHA9120D_1-18GHz	Polarity: Vertical
EUT: WIRELESS ACCESS POINT	Power: AC 120V/60Hz
Test Mode: Transmit by 802.11n-HT40 at Channel 2422MHz Chain 0+1+2	

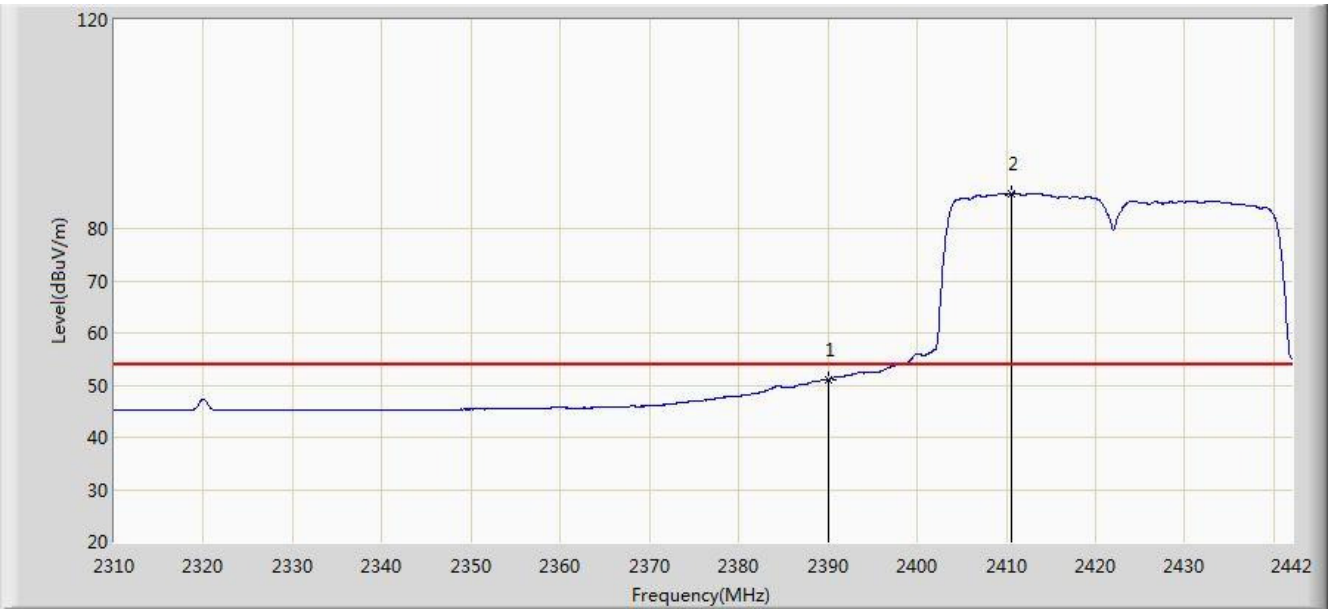

No	Flag	Mark	Frequency (MHz)	Measure Level (dBuV/m)	Reading Level (dBuV)	Over Limit (dB)	Limit (dBuV/m)	Factor (dB)	Type
1			2390.000	51.049	18.771	-2.951	54.000	32.278	AV
2		*	2410.518	86.720	54.475	N/A	N/A	32.245	AV

Note: Measure Level (dBμV/m) = Reading Level (dBμV) + Factor (dB)

Factor (dB) = Cable Loss (dB) + Antenna Factor (dB/m) - Pre_Amplifier Gain (dB)

Site: AC2	Time: 2016/11/16 - 00:00
Limit: FCC_Part15.209_RE(3m)	Engineer: Dandy Li
Probe: BBHA9120D_1-18GHz	Polarity: Horizontal
EUT: WIRELESS ACCESS POINT	Power: AC 120V/60Hz
Test Mode: Transmit by 802.11n-HT40 at Channel 2452MHz Chain 0+1+2	

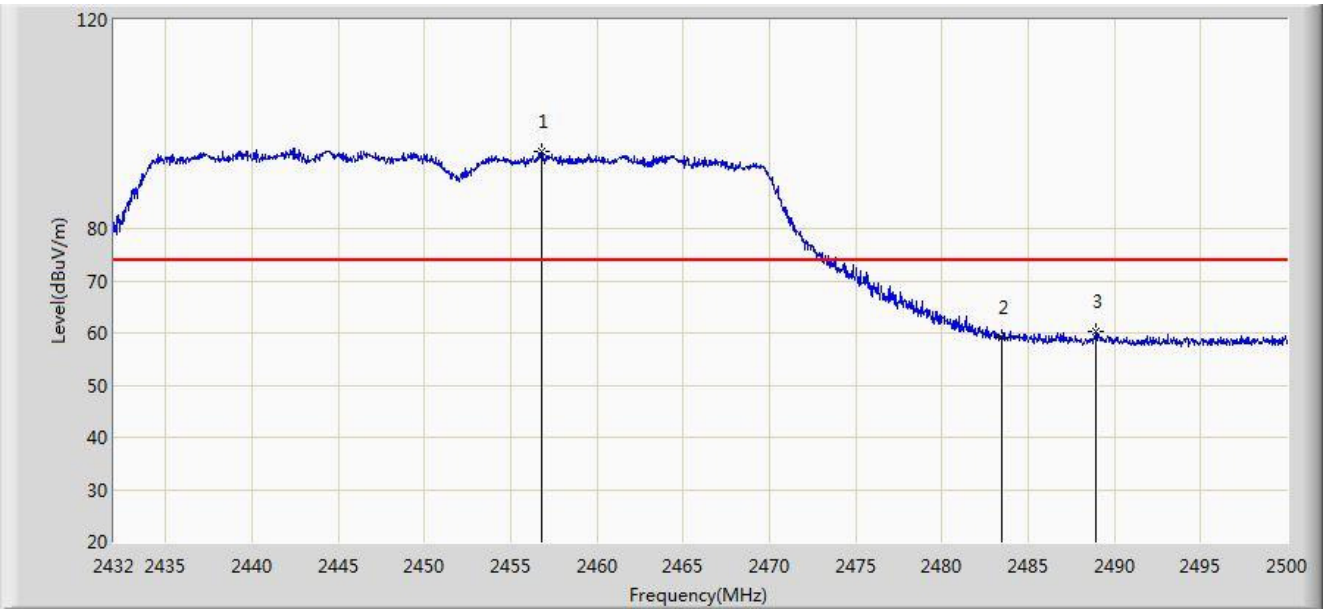

No	Flag	Mark	Frequency (MHz)	Measure Level (dBuV/m)	Reading Level (dBuV)	Over Limit (dB)	Limit (dBuV/m)	Factor (dB)	Type
1		*	2456.820	94.747	62.531	N/A	N/A	32.216	PK
2			2483.500	59.212	26.931	-14.788	74.000	32.282	PK
3			2488.916	60.279	27.979	-13.721	74.000	32.300	PK

Note: Measure Level (dBμV/m) = Reading Level (dBμV) + Factor (dB)

Factor (dB) = Cable Loss (dB) + Antenna Factor (dB/m) - Pre_Amplifier Gain (dB)

Site: AC2	Time: 2016/11/16 - 00:01
Limit: FCC_Part15.209_RE(3m)	Engineer: Dandy Li
Probe: BBHA9120D_1-18GHz	Polarity: Horizontal
EUT: WIRELESS ACCESS POINT	Power: AC 120V/60Hz
Test Mode: Transmit by 802.11n-HT40 at Channel 2452MHz Chain 0+1+2	

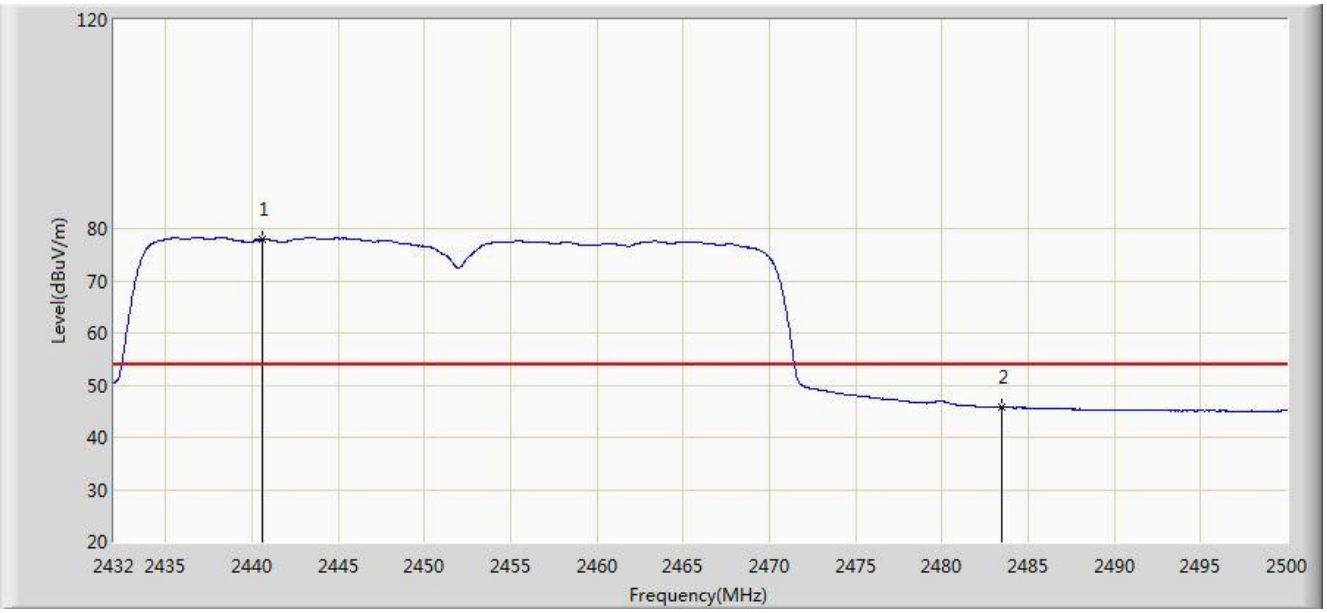

No	Flag	Mark	Frequency (MHz)	Measure Level (dBuV/m)	Reading Level (dBuV)	Over Limit (dB)	Limit (dBuV/m)	Factor (dB)	Type
1		*	2440.636	77.998	45.828	N/A	N/A	32.170	AV
2			2483.500	45.773	13.492	-8.227	54.000	32.282	AV

Note: Measure Level (dBμV/m) = Reading Level (dBμV) + Factor (dB)

Factor (dB) = Cable Loss (dB) + Antenna Factor (dB/m) - Pre_Amplifier Gain (dB)

Site: AC2	Time: 2016/11/15 - 23:59
Limit: FCC_Part15.209_RE(3m)	Engineer: Dandy Li
Probe: BBHA9120D_1-18GHz	Polarity: Vertical
EUT: WIRELESS ACCESS POINT	Power: AC 120V/60Hz
Test Mode: Transmit by 802.11n-HT40 at Channel 2452MHz Chain 0+1+2	

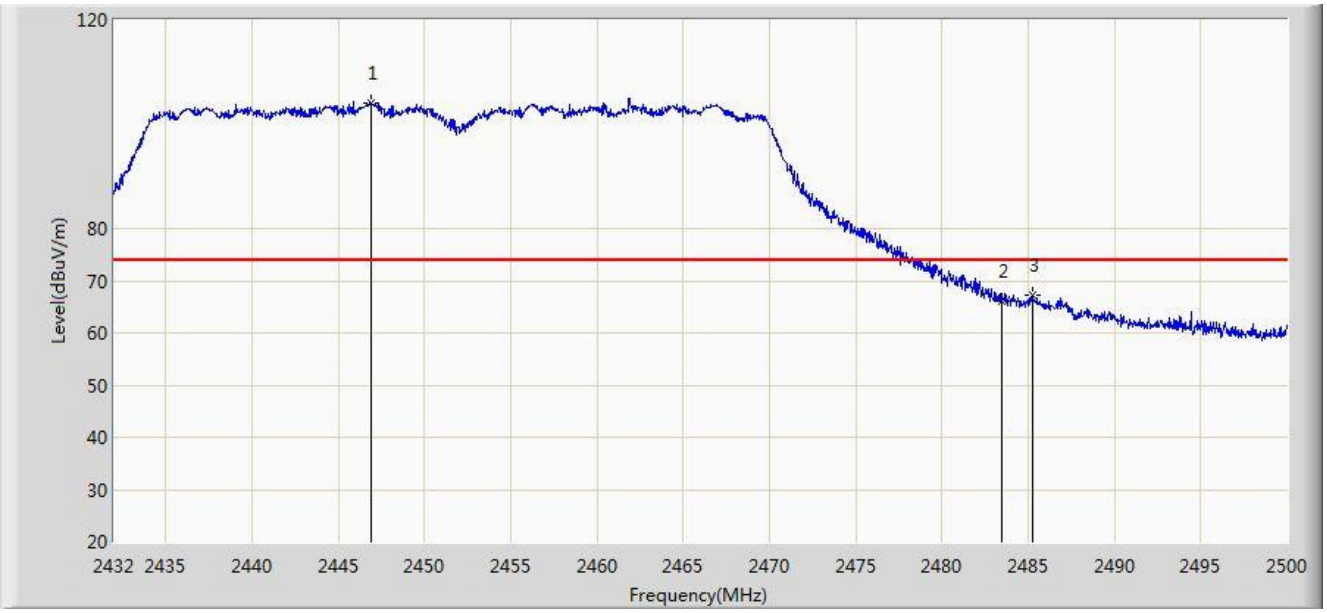

No	Flag	Mark	Frequency (MHz)	Measure Level (dBuV/m)	Reading Level (dBuV)	Over Limit (dB)	Limit (dBuV/m)	Factor (dB)	Type
1		*	2446.926	104.024	71.850	N/A	N/A	32.174	PK
2			2483.500	66.213	33.932	-7.787	74.000	32.282	PK
3			2485.278	67.145	34.858	-6.855	74.000	32.288	PK

Note: Measure Level (dBμV/m) = Reading Level (dBμV) + Factor (dB)

Factor (dB) = Cable Loss (dB) + Antenna Factor (dB/m) - Pre_Amplifier Gain (dB)

Site: AC2	Time: 2016/11/15 - 23:56
Limit: FCC_Part15.209_RE(3m)	Engineer: Dandy Li
Probe: BBHA9120D_1-18GHz	Polarity: Vertical
EUT: WIRELESS ACCESS POINT	Power: AC 120V/60Hz
Test Mode: Transmit by 802.11n-HT40 at Channel 2452MHz Chain 0+1+2	

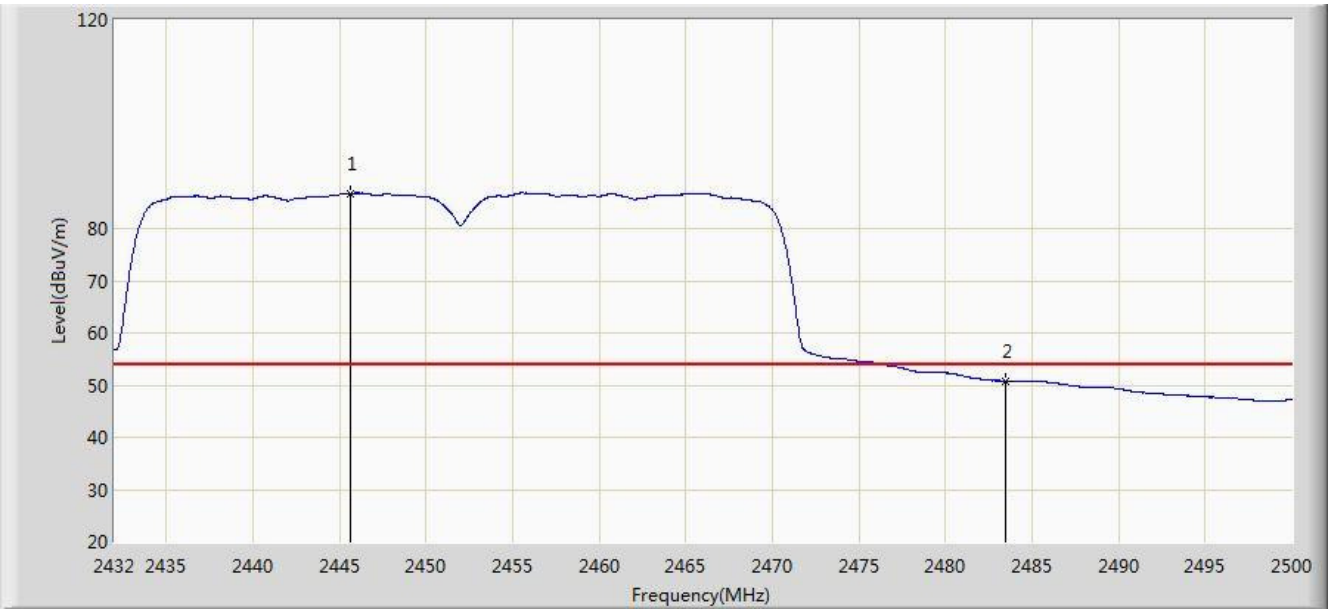

No	Flag	Mark	Frequency (MHz)	Measure Level (dBuV/m)	Reading Level (dBuV)	Over Limit (dB)	Limit (dBuV/m)	Factor (dB)	Type
1		*	2445.600	86.758	54.588	N/A	N/A	32.169	AV
2			2483.500	50.857	18.576	-3.143	54.000	32.282	AV

Note: Measure Level (dBμV/m) = Reading Level (dBμV) + Factor (dB)

Factor (dB) = Cable Loss (dB) + Antenna Factor (dB/m) - Pre_Amplifier Gain (dB)

7.8. AC Conducted Emissions Measurement

7.8.1. Test Limit

FCC Part 15 Subpart C Paragraph 15.207 Limits		
Frequency (MHz)	QP (dBuV)	AV (dBuV)
0.15 - 0.50	66 - 56	56 - 46
0.50 - 5.0	56	46
5.0 - 30	60	50

Note 1: The lower limit shall apply at the transition frequencies.

Note 2: The limit decreases linearly with the logarithm of the frequency in the range 0.15MHz to 0.5MHz.

7.8.2. Test Setup

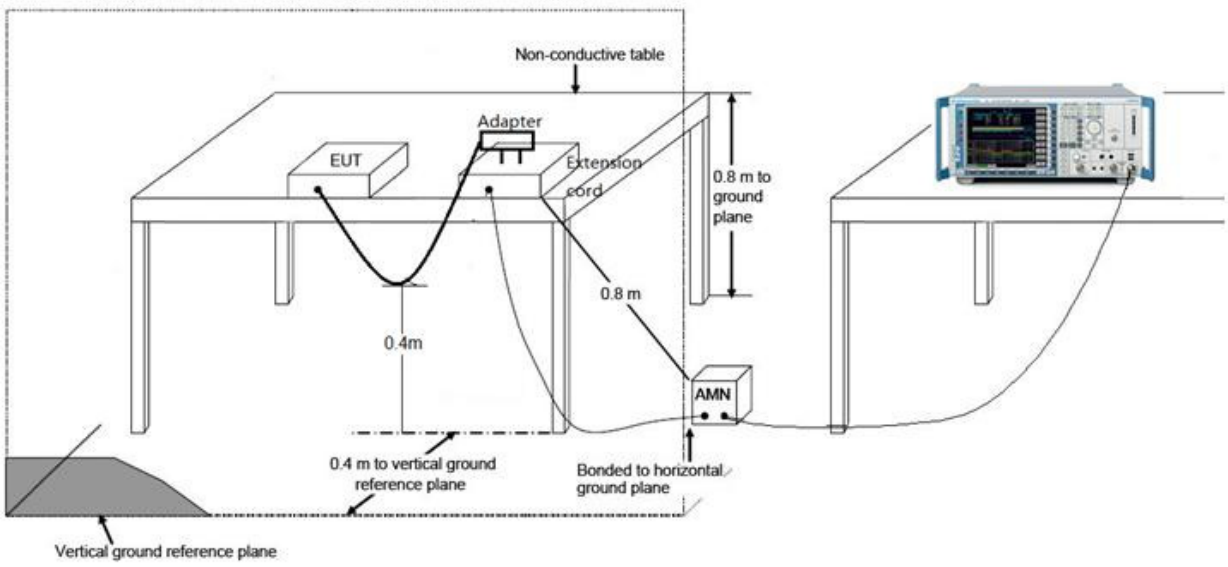

7.8.3. Test Result

Site: SR2	Time: 2016/11/13 - 17:11
Limit: FCC_Part15.207_CE_AC Power	Engineer: Milo Li
Probe: ENV216_101683_Filter On	Polarity: Line
EUT: WIRELESS ACCESS POINT	Power: AC 120V/60Hz
Test Mode: Mode 1	

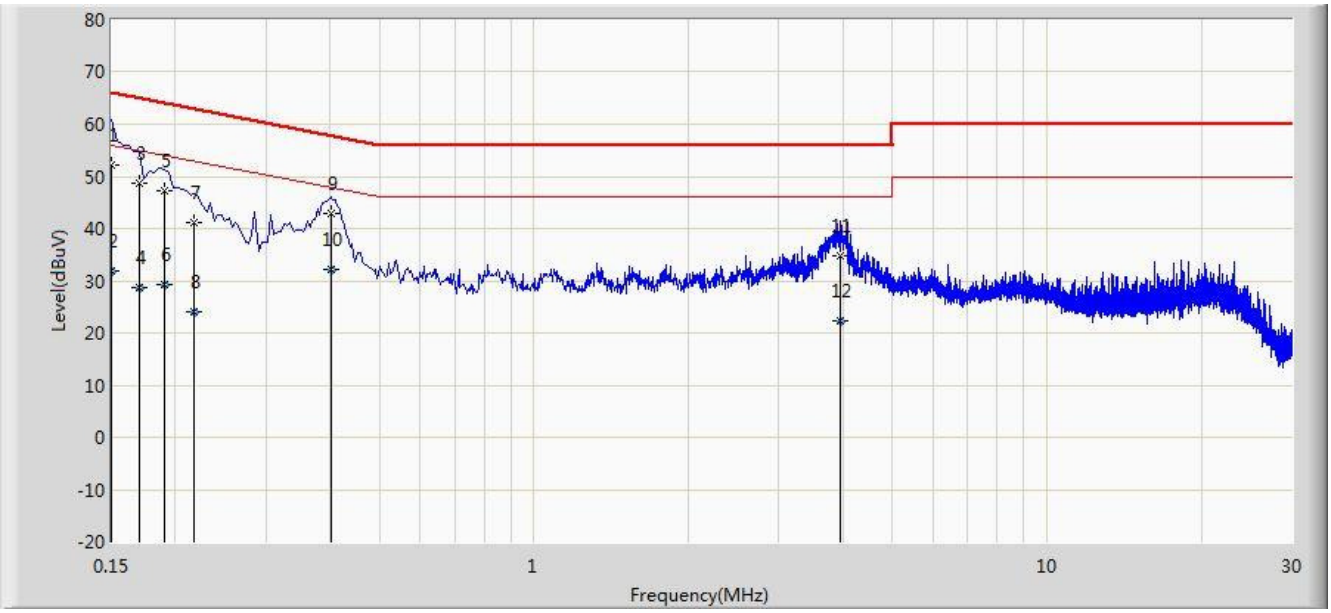

No	Flag	Mark	Frequency (MHz)	Measure Level (dBuV)	Reading Level (dBuV)	Over Limit (dB)	Limit (dBuV)	Factor (dB)	Type
1		*	0.150	52.288	41.120	-13.712	66.000	11.168	QP
2			0.150	31.759	20.590	-24.241	56.000	11.168	AV
3			0.170	48.659	38.581	-16.302	64.960	10.078	QP
4			0.170	28.623	18.546	-26.337	54.960	10.078	AV
5			0.190	47.131	37.103	-16.905	64.037	10.029	QP
6			0.190	29.262	19.234	-24.774	54.037	10.029	AV
7			0.218	41.142	31.197	-21.753	62.895	9.945	QP
8			0.218	24.121	14.177	-28.773	52.895	9.945	AV
9			0.402	42.850	32.763	-14.962	57.812	10.087	QP
10			0.402	32.174	22.088	-15.638	47.812	10.087	AV
11			3.954	34.835	24.874	-21.165	56.000	9.961	QP
12			3.954	22.175	12.214	-23.825	46.000	9.961	AV

Note: Measure Level (dBμV) = Reading Level (dBμV) + Factor (dB)

Factor (dB) = Cable Loss (dB) + LISN Factor (dB)

Site: SR2	Time: 2016/11/13 - 17:07
Limit: FCC_Part15.207_CE_AC Power	Engineer: Milo Li
Probe: ENV216_101683_Filter On	Polarity: Neutral
EUT: WIRELESS ACCESS POINT	Power: AC 120V/60Hz
Test Mode: Mode 1	

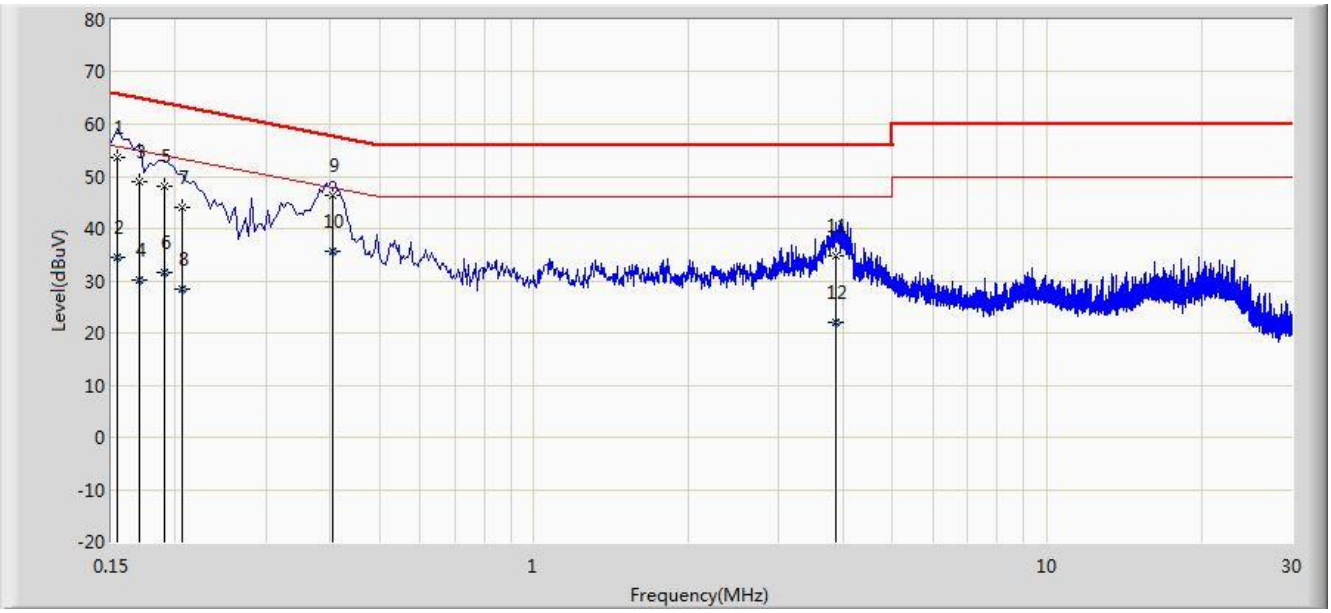

No	Flag	Mark	Frequency (MHz)	Measure Level (dBuV)	Reading Level (dBuV)	Over Limit (dB)	Limit (dBuV)	Factor (dB)	Type
1			0.154	53.641	42.925	-12.141	65.781	10.716	QP
2			0.154	34.488	23.772	-21.293	55.781	10.716	AV
3			0.170	48.947	38.883	-16.014	64.960	10.064	QP
4			0.170	30.181	20.117	-24.780	54.960	10.064	AV
5			0.190	48.178	38.150	-15.858	64.037	10.028	QP
6			0.190	31.523	21.495	-22.513	54.037	10.028	AV
7			0.206	44.092	34.091	-19.273	63.365	10.001	QP
8			0.206	28.392	18.391	-24.973	53.365	10.001	AV
9		*	0.406	46.509	36.393	-11.220	57.730	10.116	QP
10			0.406	35.610	25.493	-12.120	47.730	10.116	AV
11			3.870	34.653	24.687	-21.347	56.000	9.966	QP
12			3.870	22.105	12.139	-23.895	46.000	9.966	AV

Note: Measure Level (dBμV) = Reading Level (dBμV) + Factor (dB)

Factor (dB) = Cable Loss (dB) + LISN Factor (dB)

8. CONCLUSION

The data collected relate only the item(s) tested and show that the **WIRELESS ACCESS POINT**

FCC ID: TK4WPJ558 is in compliance with Part 15C of the FCC Rules.

The End