802.11ac-VHT40 Power Spectral Density

Channel 38 (5190MHz)

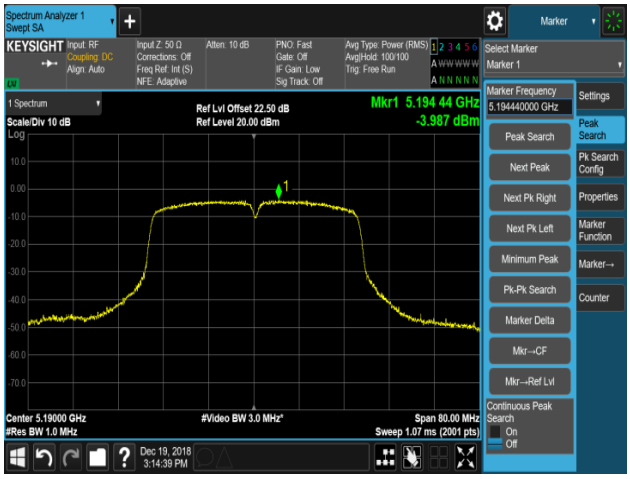

Channel 46 (5230MHz)

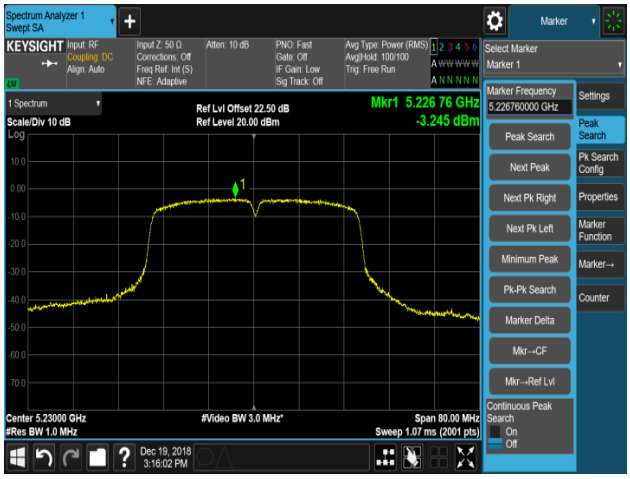

Channel 54 (5270MHz)

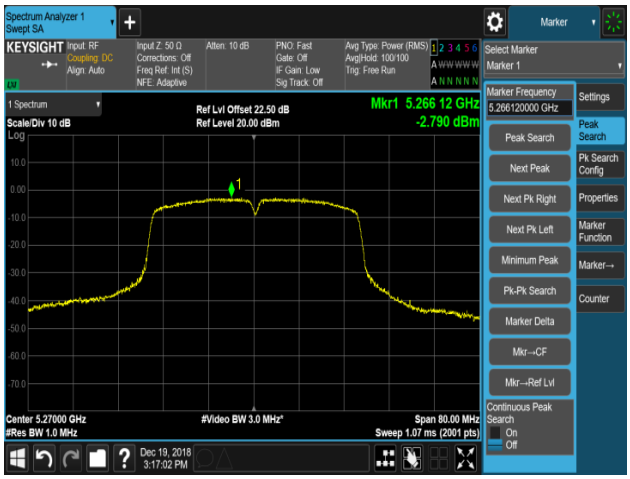

Channel 62 (5310MHz)

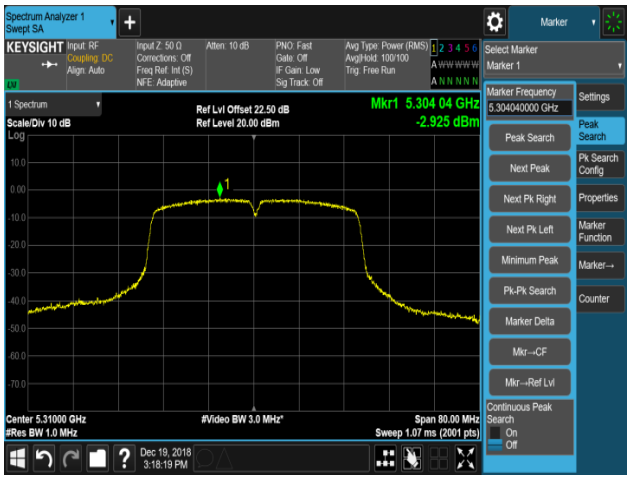

Channel 102 (5510MHz)

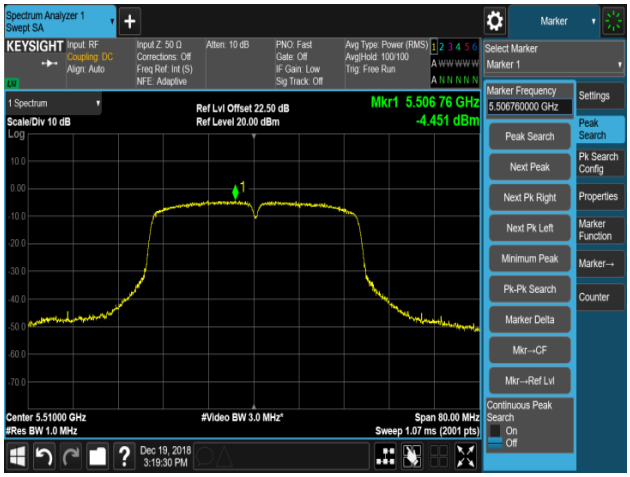

Channel 118 (5590MHz)

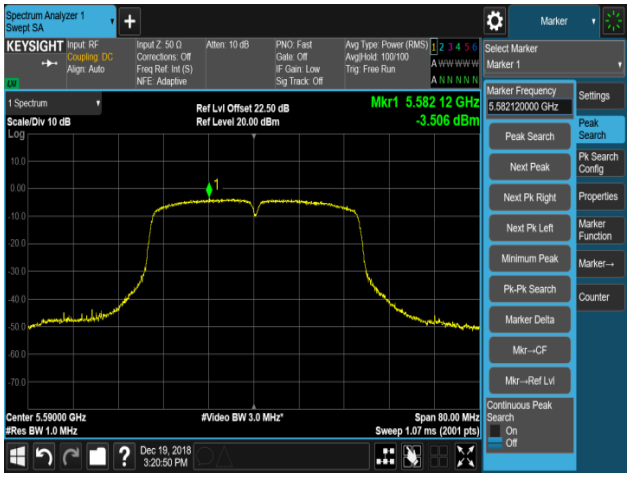

Channel 134 (5670MHz)	Channel 151 (5755MHz)
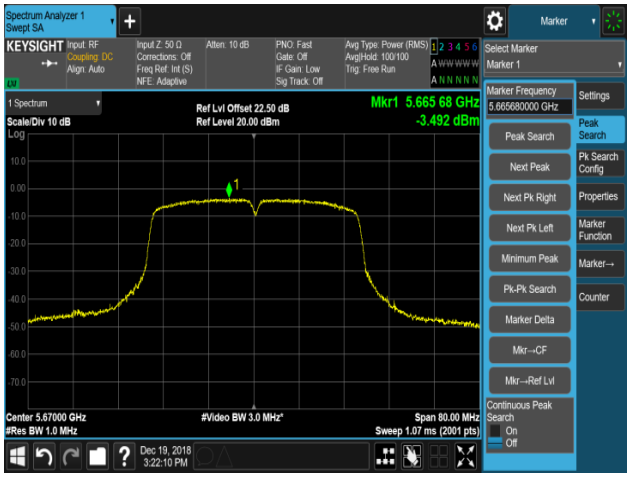	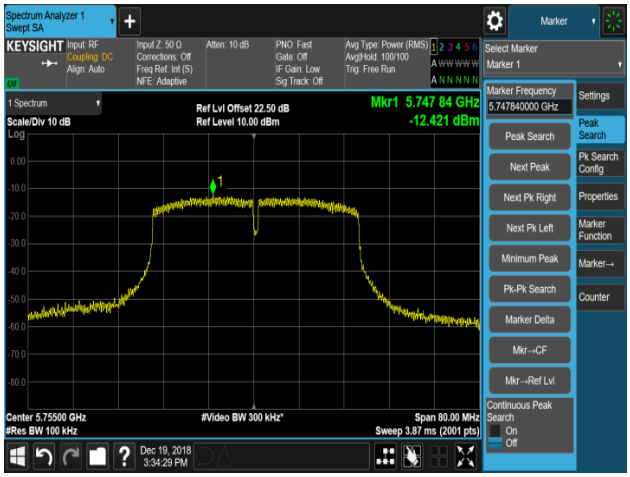
Channel 159 (5795MHz)	
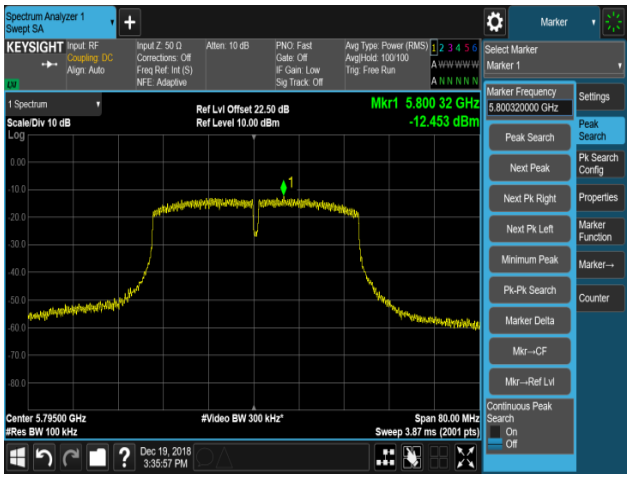	

802.11ac-VHT80 Power Spectral Density

Channel 42 (5210MHz)

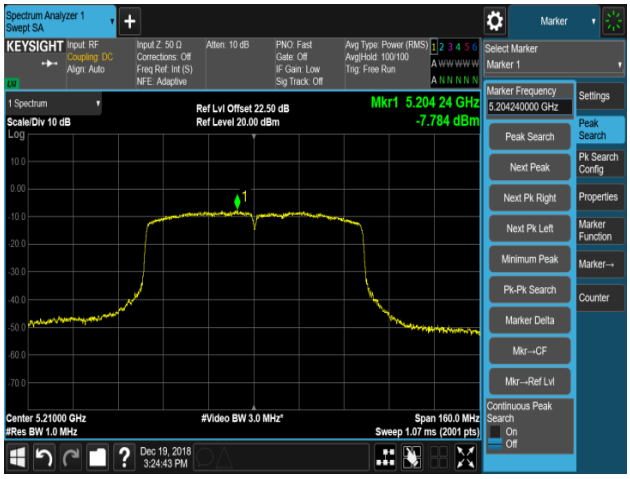

Channel 58 (5290MHz)

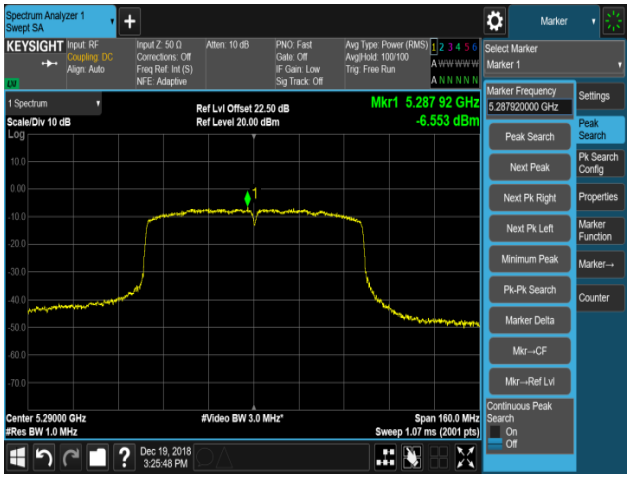

Channel 106 (5530MHz)

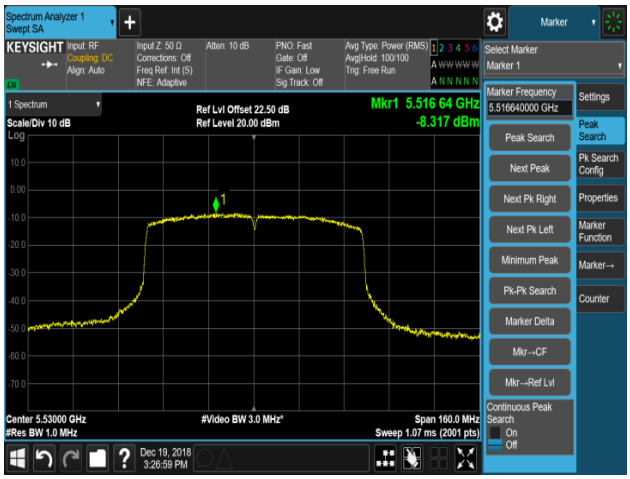

Channel 122 (5610MHz)

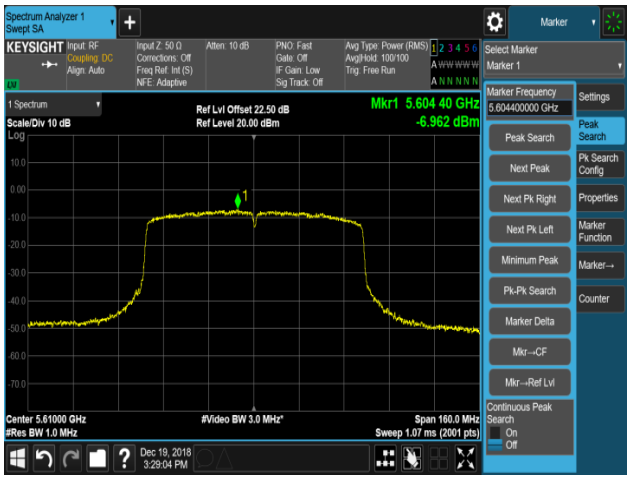

Channel 155 (5775MHz)

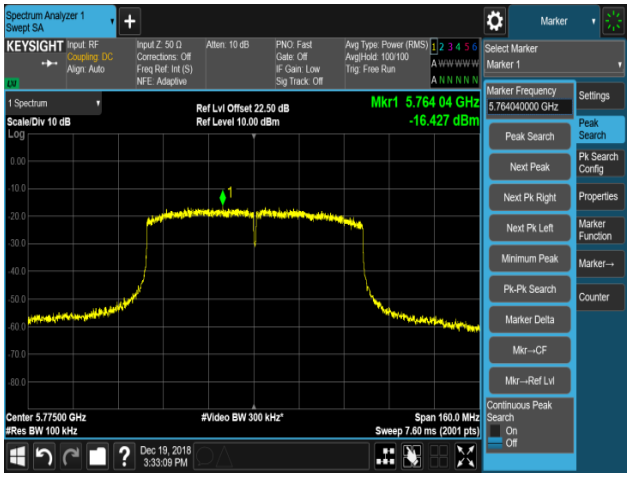

7.7. Frequency Stability Measurement

7.7.1.Test Limit

Manufactures of U-NII devices are responsible for ensuring frequency stability such that an emission is maintained within the band of operation under all conditions of normal operation as specified in the user's manual.

The transmitter center frequency tolerance shall be ±20 ppm maximum for the 5GHz band (IEEE 802.11 specification).

7.7.2.Test Procedure Used

Frequency Stability Under Temperature Variations:

The equipment under test was connected to an external AC or DC power supply and input rated voltage. RF output was connected to a frequency counter or spectrum analyzer via feed through attenuators. The EUT was placed inside the temperature chamber. Set the spectrum analyzer RBW low enough to obtain the desired frequency resolution and measure EUT 20°C operating frequency as reference frequency. Turn EUT off and set the chamber temperature to highest. After the temperature stabilized for approximately 30 minutes recorded the frequency. Repeat step measure with 10°C decreased per stage until the lowest temperature reached.

Frequency Stability Under Voltage Variations:

Set chamber temperature to 20°C. Use a variable AC power supply / DC power source to power the EUT and set the voltage to rated voltage. Set the spectrum analyzer RBW low enough to obtain the desired frequency resolution and recorded the frequency.

Reduce the input voltage to specify extreme voltage variation (±15%) and endpoint, recordthe maximum frequency change.

7.7.3.Test Setup

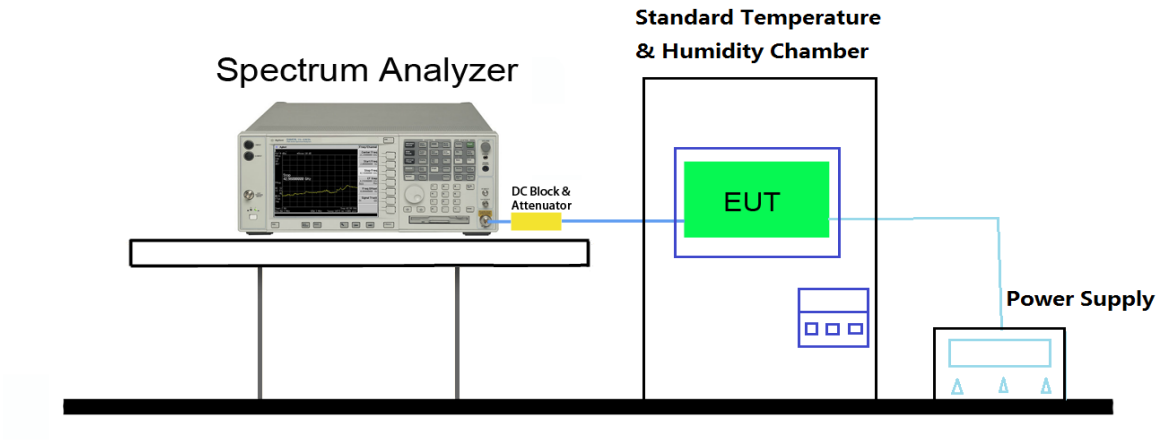

7.7.4.Test Result

Product	2.4GHz/5GHz WiFi + Bluetooth Combination Module	Temperature	-30 ~ 50°C
Test Engineer	Flag Yang	Relative Humidity	46 ~ 55%RH
Test Site	TR3	Test Time	2018/12/22
Test Mode	5180MHz (Carrier Mode)		

Voltage (%)	Power (VAC)	Temp (°C)	Frequency Tolerance (ppm)
100%	120	- 30	-3.36
		- 20	-3.77
		- 10	-3.25
		0	-3.13
		+ 10	-2.52
		+ 20 (Ref)	-3.04
		+ 30	-3.31
		+ 40	-2.97
		+ 50	-2.87
115%	138	+ 20	-3.06
85%	102	+ 20	-3.37

Note: Frequency Tolerance (ppm) = {[Measured Frequency (Hz) - Declared Frequency (Hz)] / Declared Frequency (Hz)} *10^6.

7.8. Radiated Spurious Emission Measurement

7.8.1.Test Limit

All out of band emissions appearing in a restricted band as specified in Section 15.205 of the Title 47CFR must not exceed the limits shown in Table per Section 15.209.

FCC Part 15 Subpart C Paragraph 15.209		
Frequency [MHz]	Field Strength [uV/m]	Measured Distance [Meters]
0.009 - 0.490	2400/F (kHz)	300
0.490 - 1.705	24000/F (kHz)	30
1.705 - 30	30	30
30 - 88	100	3
88 - 216	150	3
216 - 960	200	3
Above 960	500	3

7.8.2.Test Procedure Used

ANSI C63.10 Section 6.3 (General Requirements)

ANSI C63.10 Section 6.4 (Standard test method below 30MHz)

ANSI C63.10 Section 6.5 (Standard test method above 30MHzto 1GHz)

ANSI C63.10 Section 6.6 (Standard test method above 1GHz)

7.8.3.Test Setting

Table 1 - RBW as a function of frequency

Frequency	RBW
9 ~ 150 kHz	200 ~ 300 Hz
0.15 ~ 30 MHz	9 ~ 10 kHz
30 ~ 1000 MHz	100 ~ 120 kHz

Quasi-Peak Measurements below 1GHz

1. Analyzer center frequency was set to the frequency of the radiated spurious emission of interest

2. Span was set greater than 1MHz

3. RBW = as specified in Table 1

4. Detector = CISPR quasi-peak

5. Sweep time = auto couple

6. Trace was allowed to stabilize

Peak Measurements above 1GHz

1. Analyzer center frequency was set to the frequency of the radiated spurious emission of interest

2. RBW = 1MHz

3. VBW = 3MHz

4. Detector = peak

5. Sweep time = auto couple

6. Trace mode = max hold

7. Trace was allowed to stabilize

Average Measurements above 1GHz (Method VB)

1. Analyzer center frequency was set to the frequency of the radiated spurious emission of interest

2. RBW = 1MHz

3. VBW; If the EUT is configured to transmit with duty cycle ≥ 98%, set VBW = 10 Hz.

If the EUT duty cycle is < 98%, set VBW ≥ 1/T. T is the minimum transmission duration.

4. Detector = Peak

5. Sweep time = auto

6. Trace mode = max hold

7. Trace was allowed to stabilize

7.8.4.Test Setup

9kHz ~30MHzTest Setup:

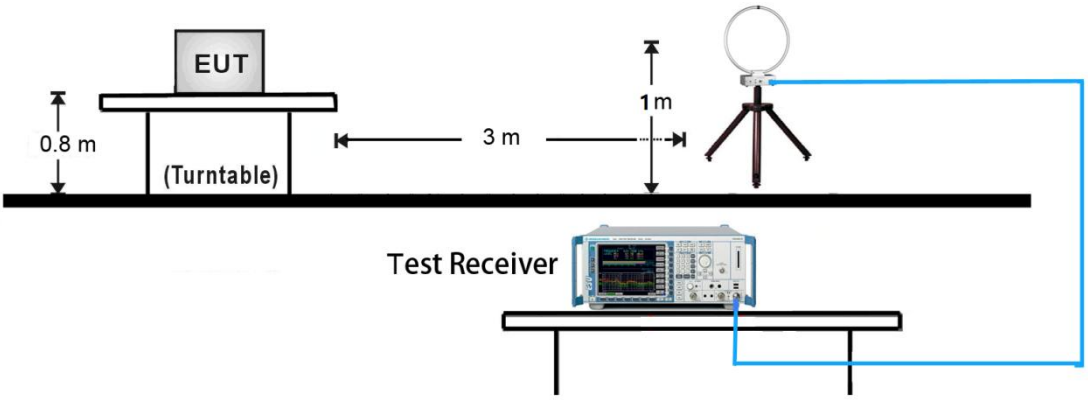

30MHz~ 1GHz Test Setup:

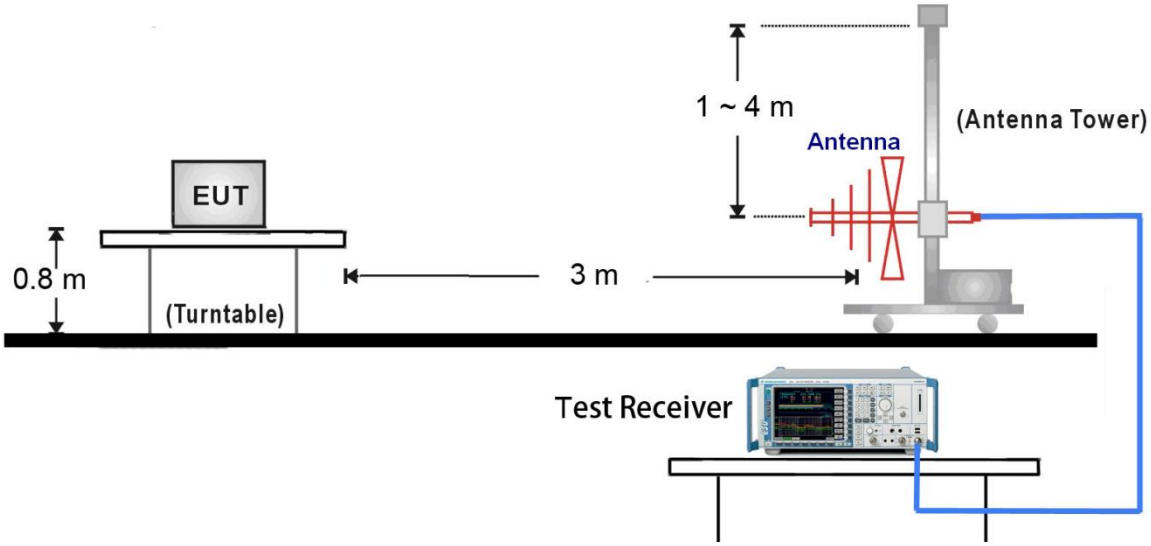

Above 1GHz Test Setup:

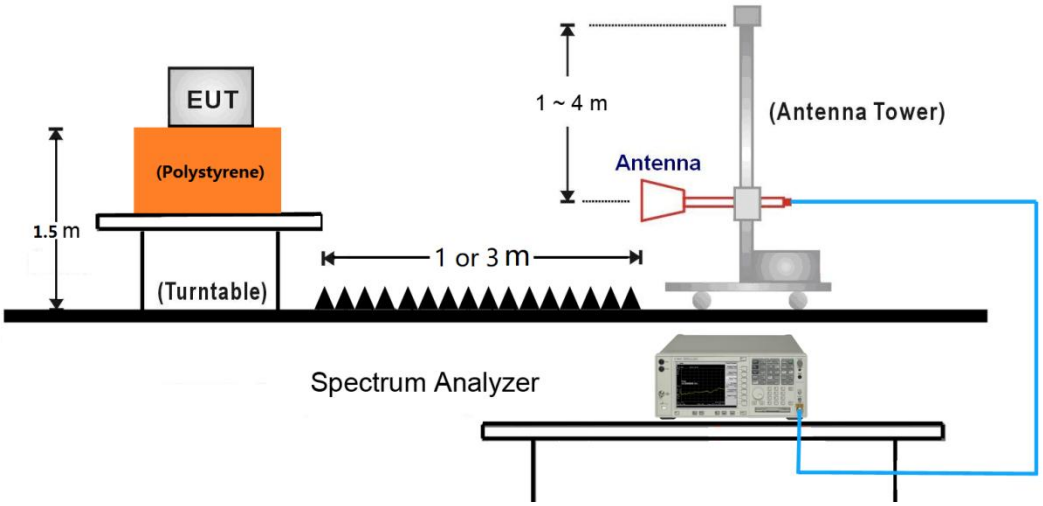

7.8.5.Test Result

Product	2.4GHz/5GHz WiFi + Bluetooth Combination Module	Temperature	26°C
Test Engineer	Dandy Li	Relative Humidity	57 %
Test Site	AC1	Test Date	2018/12/21
Test Mode:	802.11a	Test Channel:	36
Remark:	1. Average measurement was not performed if peak level lower than average limit. 2. Other frequency was 20dB below limit line within 1-18GHz, there is not show in the report.		

Mark	Frequency (MHz)	Reading Level (dBμV)	Factor (dB)	Measure Level (dBμV/m)	Limit (dBμV/m)	Margin (dB)	Detector	Polarization
*	8650.0	34.0	13.0	47.0	68.2	-21.2	Peak	Horizontal
*	10086.5	32.7	16.9	49.6	68.2	-18.6	Peak	Horizontal
	11752.5	33.6	17.3	50.9	74.0	-23.1	Peak	Horizontal
	15798.5	32.7	18.8	51.5	74.0	-22.5	Peak	Horizontal
*	8658.5	36.1	13.0	49.1	68.2	-19.1	Peak	Vertical
*	10401.0	34.5	17.3	51.8	68.2	-16.4	Peak	Vertical
	12347.5	33.9	17.2	51.1	74.0	-22.9	Peak	Vertical
	15679.5	33.7	18.8	52.5	74.0	-21.5	Peak	Vertical

Note 1: “*” is not in restricted band, its limit is -27dBm/MHz. At a distance of 3 meters, the field strength limit in dBμV/m can be determined by adding a “conversion” factor of 95.2dB to the EIRP limit of -27dBm/MHzto obtain the limit for out of band spurious emissions.

Note 2: Measure Level (dBμV/m) = Reading Level (dBμV) + Factor (dB)

Factor (dB) = Cable Loss (dB) + Antenna Factor (dB/m) - Pre_Amplifier Gain (dB)

Product	2.4GHz/5GHz WiFi + Bluetooth Combination Module	Temperature	26°C
Test Engineer	Dandy Li	Relative Humidity	57 %
Test Site	AC1	Test Date	2018/12/21
Test Mode:	802.11a	Test Channel:	44
Remark:	1. Average measurement was not performed if peak level lower than average limit. 2. Other frequency was 20dB below limit line within 1-18GHz, there is not show in the report.		

Mark	Frequency (MHz)	Reading Level (dBμV)	Factor (dB)	Measure Level (dBμV/m)	Limit (dBμV/m)	Margin (dB)	Detector	Polarization
*	8760.5	34.3	13.2	47.5	68.2	-20.7	Peak	Horizontal
*	10001.5	35.5	16.7	52.2	68.2	-16.0	Peak	Horizontal
	11693.0	34.2	17.5	51.7	74.0	-22.3	Peak	Horizontal
	15951.5	31.9	18.8	50.7	74.0	-23.3	Peak	Horizontal
*	8684.0	34.6	13.1	47.7	68.2	-20.5	Peak	Vertical
*	9976.0	32.2	16.7	48.9	68.2	-19.3	Peak	Vertical
	11548.5	32.7	17.8	50.5	74.0	-23.5	Peak	Vertical
	15790.0	31.3	18.8	50.1	74.0	-23.9	Peak	Vertical

Note 1: "*" is not in restricted band, its limit is -27dBm/MHz. At a distance of 3 meters, the field strength limit in dBμV/m can be determined by adding a "conversion" factor of 95.2dB to the EIRP limit of -27dBm/MHzto obtain the limit for out of band spurious emissions.

Note 2: Measure Level (dBμV/m) = Reading Level (dBμV) + Factor (dB)

Factor (dB) = Cable Loss (dB) + Antenna Factor (dB/m) - Pre_Amplifier Gain (dB)

Product	2.4GHz/5GHz WiFi + Bluetooth Combination Module	Temperature	26°C
Test Engineer	Dandy Li	Relative Humidity	57 %
Test Site	AC1	Test Date	2018/12/21
Test Mode:	802.11a	Test Channel:	48
Remark:	1. Average measurement was not performed if peak level lower than average limit. 2. Other frequency was 20dB below limit line within 1-18GHz, there is not show in the report.		

Mark	Frequency (MHz)	Reading Level (dBμV)	Factor (dB)	Measure Level (dBμV/m)	Limit (dBμV/m)	Margin (dB)	Detector	Polarization
*	8769.0	32.9	13.2	46.1	68.2	-22.1	Peak	Horizontal
*	10069.5	32.1	17.0	49.1	68.2	-19.1	Peak	Horizontal
	11735.5	32.7	17.3	50.0	74.0	-24.0	Peak	Horizontal
	15730.5	32.0	18.9	50.9	74.0	-23.1	Peak	Horizontal
*	8735.0	32.9	13.0	45.9	68.2	-22.3	Peak	Vertical
*	9882.5	33.6	16.7	50.3	68.2	-17.9	Peak	Vertical
	11837.5	34.5	17.2	51.7	74.0	-22.3	Peak	Vertical
	15892.0	31.5	18.8	50.3	74.0	-23.7	Peak	Vertical

Note 1: "*" is not in restricted band, its limit is -27dBm/MHz. At a distance of 3 meters, the field strength limit in dBμV/m can be determined by adding a "conversion" factor of 95.2dB to the EIRP limit of -27dBm/MHzto obtain the limit for out of band spurious emissions.

Note 2: Measure Level (dBμV/m) = Reading Level (dBμV) + Factor (dB)

Factor (dB) = Cable Loss (dB) + Antenna Factor (dB/m) - Pre_Amplifier Gain (dB)

Product	2.4GHz/5GHz WiFi + Bluetooth Combination Module	Temperature	26°C
Test Engineer	Dandy Li	Relative Humidity	57 %
Test Site	AC1	Test Date	2018/12/21
Test Mode:	802.11a	Test Channel:	52
Remark:	1. Average measurement was not performed if peak level lower than average limit. 2. Other frequency was 20dB below limit line within 1-18GHz, there is not show in the report.		

Mark	Frequency (MHz)	Reading Level (dBμV)	Factor (dB)	Measure Level (dBμV/m)	Limit (dBμV/m)	Margin (dB)	Detector	Polarization
*	8811.5	39.3	13.3	52.6	68.2	-15.6	Peak	Horizontal
*	10001.5	35.3	16.7	52.0	68.2	-16.2	Peak	Horizontal
	11786.5	33.7	17.3	51.0	74.0	-23.0	Peak	Horizontal
	15560.5	31.3	18.9	50.2	74.0	-23.8	Peak	Horizontal
*	8692.5	33.2	13.0	46.2	68.2	-22.0	Peak	Vertical
*	10052.5	31.6	16.8	48.4	68.2	-19.8	Peak	Vertical
	11472.0	32.4	17.8	50.2	74.0	-23.8	Peak	Vertical
	15858.0	31.5	18.8	50.3	74.0	-23.7	Peak	Vertical

Note 1: "*" is not in restricted band, its limit is -27dBm/MHz. At a distance of 3 meters, the field strength limit in dBμV/m can be determined by adding a "conversion" factor of 95.2dB to the EIRP limit of -27dBm/MHzto obtain the limit for out of band spurious emissions.

Note 2: Measure Level (dBμV/m) = Reading Level (dBμV) + Factor (dB)

Factor (dB) = Cable Loss (dB) + Antenna Factor (dB/m) - Pre_Amplifier Gain (dB)

Product	2.4GHz/5GHz WiFi + Bluetooth Combination Module	Temperature	26°C
Test Engineer	Dandy Li	Relative Humidity	57 %
Test Site	AC1	Test Date	2018/12/21
Test Mode:	802.11a	Test Channel:	60
Remark:	1. Average measurement was not performed if peak level lower than average limit. 2. Other frequency was 20dB below limit line within 1-18GHz, there is not show in the report.		

Mark	Frequency (MHz)	Reading Level (dBμV)	Factor (dB)	Measure Level (dBμV/m)	Limit (dBμV/m)	Margin (dB)	Detector	Polarization
*	8675.5	35.6	13.0	48.6	68.2	-19.6	Peak	Horizontal
*	9942.0	33.8	16.8	50.6	68.2	-17.6	Peak	Horizontal
	11115.0	34.9	17.8	52.7	74.0	-21.3	Peak	Horizontal
	15832.5	31.8	18.8	50.6	74.0	-23.4	Peak	Horizontal
*	8820.0	34.6	13.3	47.9	68.2	-20.3	Peak	Vertical
*	10214.0	32.5	17.1	49.6	68.2	-18.6	Peak	Vertical
	12271.0	34.9	17.4	52.3	74.0	-21.7	Peak	Vertical
	15900.5	31.5	18.8	50.3	74.0	-23.7	Peak	Vertical

Note 1: "*" is not in restricted band, its limit is -27dBm/MHz. At a distance of 3 meters, the field strength limit in dBμV/m can be determined by adding a "conversion" factor of 95.2dB to the EIRP limit of -27dBm/MHzto obtain the limit for out of band spurious emissions.

Note 2: Measure Level (dBμV/m) = Reading Level (dBμV) + Factor (dB)

Factor (dB) = Cable Loss (dB) + Antenna Factor (dB/m) - Pre_Amplifier Gain (dB)

Product	2.4GHz/5GHz WiFi + Bluetooth Combination Module	Temperature	26°C
Test Engineer	Dandy Li	Relative Humidity	57 %
Test Site	AC1	Test Date	2018/12/21
Test Mode:	802.11a	Test Channel:	64
Remark:	1. Average measurement was not performed if peak level lower than average limit. 2. Other frequency was 20dB below limit line within 1-18GHz, there is not show in the report.		

Mark	Frequency (MHz)	Reading Level (dBμV)	Factor (dB)	Measure Level (dBμV/m)	Limit (dBμV/m)	Margin (dB)	Detector	Polarization
*	8684.0	34.6	13.1	47.7	68.2	-20.5	Peak	Horizontal
*	9942.0	33.0	16.8	49.8	68.2	-18.4	Peak	Horizontal
	11506.0	35.7	17.8	53.5	74.0	-20.5	Peak	Horizontal
	15586.0	31.8	18.9	50.7	74.0	-23.3	Peak	Horizontal
*	8735.0	34.6	13.0	47.6	68.2	-20.6	Peak	Vertical
*	10001.5	35.0	16.7	51.7	68.2	-16.5	Peak	Vertical
	11863.0	34.6	17.2	51.8	74.0	-22.2	Peak	Vertical
	15594.5	31.5	18.8	50.3	74.0	-23.7	Peak	Vertical

Note 1: "*" is not in restricted band, its limit is -27dBm/MHz. At a distance of 3 meters, the field strength limit in dBμV/m can be determined by adding a "conversion" factor of 95.2dB to the EIRP limit of -27dBm/MHzto obtain the limit for out of band spurious emissions.

Note 2: Measure Level (dBμV/m) = Reading Level (dBμV) + Factor (dB)

Factor (dB) = Cable Loss (dB) + Antenna Factor (dB/m) - Pre_Amplifier Gain (dB)

Product	2.4GHz/5GHz WiFi + Bluetooth Combination Module	Temperature	26°C
Test Engineer	Dandy Li	Relative Humidity	57 %
Test Site	AC1	Test Date	2018/12/21
Test Mode:	802.11a	Test Channel:	100
Remark:	1. Average measurement was not performed if peak level lower than average limit. 2. Other frequency was 20dB below limit line within 1-18GHz, there is not show in the report.		

Mark	Frequency (MHz)	Reading Level (dBμV)	Factor (dB)	Measure Level (dBμV/m)	Limit (dBμV/m)	Margin (dB)	Detector	Polarization
*	8726.5	34.9	13.0	47.9	68.2	-20.3	Peak	Horizontal
*	10214.0	33.2	17.1	50.3	68.2	-17.9	Peak	Horizontal
	11744.0	35.3	17.3	52.6	74.0	-21.4	Peak	Horizontal
	15577.5	32.5	18.9	51.4	74.0	-22.6	Peak	Horizontal
*	8684.0	32.9	13.1	46.0	68.2	-22.2	Peak	Vertical
*	10375.5	33.8	17.4	51.2	68.2	-17.0	Peak	Vertical
	11744.0	32.7	17.3	50.0	74.0	-24.0	Peak	Vertical
	15662.5	32.0	18.9	50.9	74.0	-23.1	Peak	Vertical

Note 1: "*" is not in restricted band, its limit is -27dBm/MHz. At a distance of 3 meters, the field strength limit in dBμV/m can be determined by adding a "conversion" factor of 95.2dB to the EIRP limit of -27dBm/MHzto obtain the limit for out of band spurious emissions.

Note 2: Measure Level (dBμV/m) = Reading Level (dBμV) + Factor (dB)

Factor (dB) = Cable Loss (dB) + Antenna Factor (dB/m) - Pre_Amplifier Gain (dB)

Product	2.4GHz/5GHz WiFi + Bluetooth Combination Module	Temperature	26°C
Test Engineer	Dandy Li	Relative Humidity	57 %
Test Site	AC1	Test Date	2018/12/21
Test Mode:	802.11a	Test Channel:	120
Remark:	1. Average measurement was not performed if peak level lower than average limit. 2. Other frequency was 20dB below limit line within 1-18GHz, there is not show in the report.		

Mark	Frequency (MHz)	Reading Level (dBμV)	Factor (dB)	Measure Level (dBμV/m)	Limit (dBμV/m)	Margin (dB)	Detector	Polarization
*	8794.5	37.8	13.3	51.1	68.2	-17.1	Peak	Horizontal
*	9814.5	33.4	16.4	49.8	68.2	-18.4	Peak	Horizontal
	11905.5	34.4	17.3	51.7	74.0	-22.3	Peak	Horizontal
	15764.5	33.0	18.9	51.9	74.0	-22.1	Peak	Horizontal
*	8786.0	41.1	13.3	54.4	68.2	-13.8	Peak	Vertical
*	10001.5	38.4	16.7	55.1	68.2	-13.1	Peak	Vertical
	12228.5	32.9	17.4	50.3	74.0	-23.7	Peak	Vertical
	15773.0	33.6	18.9	52.5	74.0	-21.5	Peak	Vertical

Note 1: "*" is not in restricted band, its limit is -27dBm/MHz. At a distance of 3 meters, the field strength limit in dBμV/m can be determined by adding a "conversion" factor of 95.2dB to the EIRP limit of -27dBm/MHzto obtain the limit for out of band spurious emissions.

Note 2: Measure Level (dBμV/m) = Reading Level (dBμV) + Factor (dB)

Factor (dB) = Cable Loss (dB) + Antenna Factor (dB/m) - Pre_Amplifier Gain (dB)

Product	2.4GHz/5GHz WiFi + Bluetooth Combination Module	Temperature	26°C
Test Engineer	Dandy Li	Relative Humidity	57 %
Test Site	AC1	Test Date	2018/12/21
Test Mode:	802.11a	Test Channel:	140
Remark:	1. Average measurement was not performed if peak level lower than average limit. 2. Other frequency was 20dB below limit line within 1-18GHz, there is not show in the report.		

Mark	Frequency (MHz)	Reading Level (dBμV)	Factor (dB)	Measure Level (dBμV/m)	Limit (dBμV/m)	Margin (dB)	Detector	Polarization
*	8752.0	36.6	13.2	49.8	68.2	-18.4	Peak	Horizontal
*	10001.5	37.8	16.7	54.5	68.2	-13.7	Peak	Horizontal
	12067.0	35.5	17.5	53.0	74.0	-21.0	Peak	Horizontal
	15790.0	32.1	18.8	50.9	74.0	-23.1	Peak	Horizontal
*	8743.5	38.2	13.1	51.3	68.2	-16.9	Peak	Vertical
*	9993.0	36.6	16.7	53.3	68.2	-14.9	Peak	Vertical
	11642.0	35.3	17.6	52.9	74.0	-21.1	Peak	Vertical
	15883.5	32.5	18.8	51.3	74.0	-22.7	Peak	Vertical

Note 1: "*" is not in restricted band, its limit is -27dBm/MHz. At a distance of 3 meters, the field strength limit in dBμV/m can be determined by adding a "conversion" factor of 95.2dB to the EIRP limit of -27dBm/MHzto obtain the limit for out of band spurious emissions.

Note 2: Measure Level (dBμV/m) = Reading Level (dBμV) + Factor (dB)

Factor (dB) = Cable Loss (dB) + Antenna Factor (dB/m) - Pre_Amplifier Gain (dB)

Product	2.4GHz/5GHz WiFi + Bluetooth Combination Module	Temperature	26°C
Test Engineer	Dandy Li	Relative Humidity	57 %
Test Site	AC1	Test Date	2018/12/21
Test Mode:	802.11a	Test Channel:	149
Remark:	1. Average measurement was not performed if peak level lower than average limit. 2. Other frequency was 20dB below limit line within 1-18GHz, there is not show in the report.		

Mark	Frequency (MHz)	Reading Level (dBμV)	Factor (dB)	Measure Level (dBμV/m)	Limit (dBμV/m)	Margin (dB)	Detector	Polarization
*	8777.5	36.2	13.2	49.4	68.2	-18.8	Peak	Horizontal
*	10197.0	34.9	17.2	52.1	68.2	-16.1	Peak	Horizontal
	11701.5	35.0	17.4	52.4	74.0	-21.6	Peak	Horizontal
	15858.0	32.3	18.8	51.1	74.0	-22.9	Peak	Horizontal
*	8684.0	35.6	13.1	48.7	68.2	-19.5	Peak	Vertical
*	10001.5	35.6	16.7	52.3	68.2	-15.9	Peak	Vertical
	11642.0	34.8	17.6	52.4	74.0	-21.6	Peak	Vertical
	15934.5	33.3	18.8	52.1	74.0	-21.9	Peak	Vertical

Note 1: "*" is not in restricted band, its limit is -27dBm/MHz. At a distance of 3 meters, the field strength limit in dBμV/m can be determined by adding a "conversion" factor of 95.2dB to the EIRP limit of -27dBm/MHzto obtain the limit for out of band spurious emissions.

Note 2: Measure Level (dBμV/m) = Reading Level (dBμV) + Factor (dB)

Factor (dB) = Cable Loss (dB) + Antenna Factor (dB/m) - Pre_Amplifier Gain (dB)

Product	2.4GHz/5GHz WiFi + Bluetooth Combination Module	Temperature	26°C
Test Engineer	Dandy Li	Relative Humidity	57 %
Test Site	AC1	Test Date	2018/12/21
Test Mode:	802.11a	Test Channel:	157
Remark:	1. Average measurement was not performed if peak level lower than average limit. 2. Other frequency was 20dB below limit line within 1-18GHz, there is not show in the report.		

Mark	Frequency (MHz)	Reading Level (dBμV)	Factor (dB)	Measure Level (dBμV/m)	Limit (dBμV/m)	Margin (dB)	Detector	Polarization
*	8769.0	34.9	13.2	48.1	68.2	-20.1	Peak	Horizontal
*	10078.0	32.9	17.0	49.9	68.2	-18.3	Peak	Horizontal
	11659.0	35.0	17.6	52.6	74.0	-21.4	Peak	Horizontal
	15858.0	32.5	18.8	51.3	74.0	-22.7	Peak	Horizontal
*	8684.0	35.3	13.1	48.4	68.2	-19.8	Peak	Vertical
*	10001.5	36.2	16.7	52.9	68.2	-15.3	Peak	Vertical
	11982.0	35.0	17.4	52.4	74.0	-21.6	Peak	Vertical
	15832.5	31.9	18.8	50.7	74.0	-23.3	Peak	Vertical

Note 1: "*" is not in restricted band, its limit is -27dBm/MHz. At a distance of 3 meters, the field strength limit in dBμV/m can be determined by adding a "conversion" factor of 95.2dB to the EIRP limit of -27dBm/MHzto obtain the limit for out of band spurious emissions.

Note 2: Measure Level (dBμV/m) = Reading Level (dBμV) + Factor (dB)

Factor (dB) = Cable Loss (dB) + Antenna Factor (dB/m) - Pre_Amplifier Gain (dB)

Product	2.4GHz/5GHz WiFi + Bluetooth Combination Module	Temperature	26°C
Test Engineer	Dandy Li	Relative Humidity	57 %
Test Site	AC1	Test Date	2018/12/21
Test Mode:	802.11a	Test Channel:	165
Remark:	1. Average measurement was not performed if peak level lower than average limit. 2. Other frequency was 20dB below limit line within 1-18GHz, there is not show in the report.		

Mark	Frequency (MHz)	Reading Level (dBμV)	Factor (dB)	Measure Level (dBμV/m)	Limit (dBμV/m)	Margin (dB)	Detector	Polarization
*	8786.0	34.8	13.3	48.1	68.2	-20.1	Peak	Horizontal
*	10001.5	36.5	16.7	53.2	68.2	-15.0	Peak	Horizontal
	11854.5	34.1	17.2	51.3	74.0	-22.7	Peak	Horizontal
	15705.0	33.3	18.9	52.2	74.0	-21.8	Peak	Horizontal
*	8803.0	34.8	13.3	48.1	68.2	-20.1	Peak	Vertical
*	10001.5	36.3	16.7	53.0	68.2	-15.2	Peak	Vertical
	11625.0	35.1	17.6	52.7	74.0	-21.3	Peak	Vertical
	15594.5	32.4	18.8	51.2	74.0	-22.8	Peak	Vertical

Note 1: "*" is not in restricted band, its limit is -27dBm/MHz. At a distance of 3 meters, the field strength limit in dBμV/m can be determined by adding a "conversion" factor of 95.2dB to the EIRP limit of -27dBm/MHzto obtain the limit for out of band spurious emissions.

Note 2: Measure Level (dBμV/m) = Reading Level (dBμV) + Factor (dB)

Factor (dB) = Cable Loss (dB) + Antenna Factor (dB/m) - Pre_Amplifier Gain (dB)

Product	2.4GHz/5GHz WiFi + Bluetooth Combination Module	Temperature	26°C
Test Engineer	Dandy Li	Relative Humidity	57 %
Test Site	AC1	Test Date	2018/12/21
Test Mode:	802.11n-HT20	Test Channel:	36
Remark:	1. Average measurement was not performed if peak level lower than average limit. 2. Other frequency was 20dB below limit line within 1-18GHz, there is not show in the report.		

Mark	Frequency (MHz)	Reading Level (dBμV)	Factor (dB)	Measure Level (dBμV/m)	Limit (dBμV/m)	Margin (dB)	Detector	Polarization
*	8811.5	37.5	13.3	50.8	68.2	-17.4	Peak	Horizontal
*	10537.0	36.1	17.7	53.8	68.2	-14.4	Peak	Horizontal
	12322.0	35.1	17.3	52.4	74.0	-21.6	Peak	Horizontal
	15858.0	32.3	18.8	51.1	74.0	-22.9	Peak	Horizontal
*	8811.5	34.9	13.3	48.2	68.2	-20.0	Peak	Vertical
*	9993.0	35.2	16.7	51.9	68.2	-16.3	Peak	Vertical
	11540.0	35.1	17.8	52.9	74.0	-21.1	Peak	Vertical
	15858.0	32.3	18.8	51.1	74.0	-22.9	Peak	Vertical

Note 1: "*" is not in restricted band, its limit is -27dBm/MHz. At a distance of 3 meters, the field strength limit in dBμV/m can be determined by adding a "conversion" factor of 95.2dB to the EIRP limit of -27dBm/MHzto obtain the limit for out of band spurious emissions.

Note 2: Measure Level (dBμV/m) = Reading Level (dBμV) + Factor (dB)

Factor (dB) = Cable Loss (dB) + Antenna Factor (dB/m) - Pre_Amplifier Gain (dB)

Product	2.4GHz/5GHz WiFi + Bluetooth Combination Module	Temperature	26°C
Test Engineer	Dandy Li	Relative Humidity	57 %
Test Site	AC1	Test Date	2018/12/21
Test Mode:	802.11n-HT20	Test Channel:	44
Remark:	1. Average measurement was not performed if peak level lower than average limit. 2. Other frequency was 20dB below limit line within 1-18GHz, there is not show in the report.		

Mark	Frequency (MHz)	Reading Level (dBμV)	Factor (dB)	Measure Level (dBμV/m)	Limit (dBμV/m)	Margin (dB)	Detector	Polarization
*	8811.5	38.3	13.3	51.6	68.2	-16.6	Peak	Horizontal
*	10001.5	37.3	16.7	54.0	68.2	-14.2	Peak	Horizontal
	11659.0	34.9	17.6	52.5	74.0	-21.5	Peak	Horizontal
	15917.5	32.1	18.8	50.9	74.0	-23.1	Peak	Horizontal
*	8701.0	35.7	13.0	48.7	68.2	-19.5	Peak	Vertical
*	9874.0	34.5	16.8	51.3	68.2	-16.9	Peak	Vertical
	11650.5	35.6	17.6	53.2	74.0	-20.8	Peak	Vertical
	15654.0	32.4	18.9	51.3	74.0	-22.7	Peak	Vertical

Note 1: "*" is not in restricted band, its limit is -27dBm/MHz. At a distance of 3 meters, the field strength limit in dBμV/m can be determined by adding a "conversion" factor of 95.2dB to the EIRP limit of -27dBm/MHzto obtain the limit for out of band spurious emissions.

Note 2: Measure Level (dBμV/m) = Reading Level (dBμV) + Factor (dB)

Factor (dB) = Cable Loss (dB) + Antenna Factor (dB/m) - Pre_Amplifier Gain (dB)

Product	2.4GHz/5GHz WiFi + Bluetooth Combination Module	Temperature	26°C
Test Engineer	Dandy Li	Relative Humidity	57 %
Test Site	AC1	Test Date	2018/12/21
Test Mode:	802.11n-HT20	Test Channel:	48
Remark:	1. Average measurement was not performed if peak level lower than average limit. 2. Other frequency was 20dB below limit line within 1-18GHz, there is not show in the report.		

Mark	Frequency (MHz)	Reading Level (dBμV)	Factor (dB)	Measure Level (dBμV/m)	Limit (dBμV/m)	Margin (dB)	Detector	Polarization
*	8803.0	36.2	13.3	49.5	68.2	-18.7	Peak	Horizontal
*	10001.5	34.7	16.7	51.4	68.2	-16.8	Peak	Horizontal
	11897.0	34.7	17.3	52.0	74.0	-22.0	Peak	Horizontal
	15977.0	32.2	18.8	51.0	74.0	-23.0	Peak	Horizontal
*	8735.0	34.8	13.0	47.8	68.2	-20.4	Peak	Vertical
*	10112.0	35.2	16.9	52.1	68.2	-16.1	Peak	Vertical
	12585.5	36.3	17.5	53.8	74.0	-20.2	Peak	Vertical
	15815.5	32.2	18.8	51.0	74.0	-23.0	Peak	Vertical

Note 1: "*" is not in restricted band, its limit is -27dBm/MHz. At a distance of 3 meters, the field strength limit in dBμV/m can be determined by adding a "conversion" factor of 95.2dB to the EIRP limit of -27dBm/MHzto obtain the limit for out of band spurious emissions.

Note 2: Measure Level (dBμV/m) = Reading Level (dBμV) + Factor (dB)

Factor (dB) = Cable Loss (dB) + Antenna Factor (dB/m) - Pre_Amplifier Gain (dB)

Product	2.4GHz/5GHz WiFi + Bluetooth Combination Module	Temperature	26°C
Test Engineer	Dandy Li	Relative Humidity	57 %
Test Site	AC1	Test Date	2018/12/21
Test Mode:	802.11n-HT20	Test Channel:	52
Remark:	1. Average measurement was not performed if peak level lower than average limit. 2. Other frequency was 20dB below limit line within 1-18GHz, there is not show in the report.		

Mark	Frequency (MHz)	Reading Level (dBμV)	Factor (dB)	Measure Level (dBμV/m)	Limit (dBμV/m)	Margin (dB)	Detector	Polarization
*	8811.5	35.7	13.3	49.0	68.2	-19.2	Peak	Horizontal
*	9755.0	35.3	16.2	51.5	68.2	-16.7	Peak	Horizontal
	11667.5	35.2	17.6	52.8	74.0	-21.2	Peak	Horizontal
	15875.0	32.0	18.8	50.8	74.0	-23.2	Peak	Horizontal
*	8811.5	37.3	13.3	50.6	68.2	-17.6	Peak	Vertical
*	10307.5	34.6	17.3	51.9	68.2	-16.3	Peak	Vertical
	12016.0	34.5	17.4	51.9	74.0	-22.1	Peak	Vertical
	15764.5	31.8	18.9	50.7	74.0	-23.3	Peak	Vertical

Note 1: "*" is not in restricted band, its limit is -27dBm/MHz. At a distance of 3 meters, the field strength limit in dBμV/m can be determined by adding a "conversion" factor of 95.2dB to the EIRP limit of -27dBm/MHzto obtain the limit for out of band spurious emissions.

Note 2: Measure Level (dBμV/m) = Reading Level (dBμV) + Factor (dB)

Factor (dB) = Cable Loss (dB) + Antenna Factor (dB/m) - Pre_Amplifier Gain (dB)

Product	2.4GHz/5GHz WiFi + Bluetooth Combination Module	Temperature	26°C
Test Engineer	Dandy Li	Relative Humidity	57 %
Test Site	AC1	Test Date	2018/12/21
Test Mode:	802.11n-HT20	Test Channel:	60
Remark:	1. Average measurement was not performed if peak level lower than average limit. 2. Other frequency was 20dB below limit line within 1-18GHz, there is not show in the report.		

Mark	Frequency (MHz)	Reading Level (dBμV)	Factor (dB)	Measure Level (dBμV/m)	Limit (dBμV/m)	Margin (dB)	Detector	Polarization
*	8922.0	35.3	13.3	48.6	68.2	-19.6	Peak	Horizontal
*	10120.5	33.0	16.9	49.9	68.2	-18.3	Peak	Horizontal
	11582.5	32.7	17.7	50.4	74.0	-23.6	Peak	Horizontal
	15985.5	32.4	18.8	51.2	74.0	-22.8	Peak	Horizontal
*	8709.5	35.1	13.0	48.1	68.2	-20.1	Peak	Vertical
*	10103.5	34.8	16.9	51.7	68.2	-16.5	Peak	Vertical
	11455.0	36.0	17.8	53.8	74.0	-20.2	Peak	Vertical
	15790.0	32.1	18.8	50.9	74.0	-23.1	Peak	Vertical

Note 1: "*" is not in restricted band, its limit is -27dBm/MHz. At a distance of 3 meters, the field strength limit in dBμV/m can be determined by adding a "conversion" factor of 95.2dB to the EIRP limit of -27dBm/MHzto obtain the limit for out of band spurious emissions.

Note 2: Measure Level (dBμV/m) = Reading Level (dBμV) + Factor (dB)

Factor (dB) = Cable Loss (dB) + Antenna Factor (dB/m) - Pre_Amplifier Gain (dB)

Product	2.4GHz/5GHz WiFi + Bluetooth Combination Module	Temperature	26°C
Test Engineer	Dandy Li	Relative Humidity	57 %
Test Site	AC1	Test Date	2018/12/21
Test Mode:	802.11n-HT20	Test Channel:	64
Remark:	1. Average measurement was not performed if peak level lower than average limit. 2. Other frequency was 20dB below limit line within 1-18GHz, there is not show in the report.		

Mark	Frequency (MHz)	Reading Level (dBμV)	Factor (dB)	Measure Level (dBμV/m)	Limit (dBμV/m)	Margin (dB)	Detector	Polarization
*	8811.5	36.7	13.3	50.0	68.2	-18.2	Peak	Horizontal
*	9882.5	34.3	16.7	51.0	68.2	-17.2	Peak	Horizontal
	11684.5	34.7	17.5	52.2	74.0	-21.8	Peak	Horizontal
	15875.0	31.5	18.8	50.3	74.0	-23.7	Peak	Horizontal
*	8820.0	34.9	13.3	48.2	68.2	-20.0	Peak	Vertical
*	10545.5	34.1	17.7	51.8	68.2	-16.4	Peak	Vertical
	11922.5	33.5	17.3	50.8	74.0	-23.2	Peak	Vertical
	15960.0	31.3	18.8	50.1	74.0	-23.9	Peak	Vertical

Note 1: "*" is not in restricted band, its limit is -27dBm/MHz. At a distance of 3 meters, the field strength limit in dBμV/m can be determined by adding a "conversion" factor of 95.2dB to the EIRP limit of -27dBm/MHzto obtain the limit for out of band spurious emissions.

Note 2: Measure Level (dBμV/m) = Reading Level (dBμV) + Factor (dB)

Factor (dB) = Cable Loss (dB) + Antenna Factor (dB/m) - Pre_Amplifier Gain (dB)

Product	2.4GHz/5GHz WiFi + Bluetooth Combination Module	Temperature	26°C
Test Engineer	Dandy Li	Relative Humidity	57 %
Test Site	AC1	Test Date	2018/12/21
Test Mode:	802.11n-HT20	Test Channel:	100
Remark:	1. Average measurement was not performed if peak level lower than average limit. 2. Other frequency was 20dB below limit line within 1-18GHz, there is not show in the report.		

Mark	Frequency (MHz)	Reading Level (dBμV)	Factor (dB)	Measure Level (dBμV/m)	Limit (dBμV/m)	Margin (dB)	Detector	Polarization
*	8820.0	37.2	13.3	50.5	68.2	-17.7	Peak	Horizontal
*	10231.0	33.8	17.1	50.9	68.2	-17.3	Peak	Horizontal
	12152.0	35.2	17.5	52.7	74.0	-21.3	Peak	Horizontal
	15832.5	31.5	18.8	50.3	74.0	-23.7	Peak	Horizontal
*	8820.0	35.0	13.3	48.3	68.2	-19.9	Peak	Vertical
*	10001.5	35.0	16.7	51.7	68.2	-16.5	Peak	Vertical
	11761.0	35.3	17.3	52.6	74.0	-21.4	Peak	Vertical
	15713.5	32.3	18.9	51.2	74.0	-22.8	Peak	Vertical

Note 1: "*" is not in restricted band, its limit is -27dBm/MHz. At a distance of 3 meters, the field strength limit in dBμV/m can be determined by adding a "conversion" factor of 95.2dB to the EIRP limit of -27dBm/MHzto obtain the limit for out of band spurious emissions.

Note 2: Measure Level (dBμV/m) = Reading Level (dBμV) + Factor (dB)

Factor (dB) = Cable Loss (dB) + Antenna Factor (dB/m) - Pre_Amplifier Gain (dB)

Product	2.4GHz/5GHz WiFi + Bluetooth Combination Module	Temperature	26°C
Test Engineer	Dandy Li	Relative Humidity	57 %
Test Site	AC1	Test Date	2018/12/21
Test Mode:	802.11n-HT20	Test Channel:	120
Remark:	1. Average measurement was not performed if peak level lower than average limit. 2. Other frequency was 20dB below limit line within 1-18GHz, there is not show in the report.		

Mark	Frequency (MHz)	Reading Level (dBμV)	Factor (dB)	Measure Level (dBμV/m)	Limit (dBμV/m)	Margin (dB)	Detector	Polarization
*	8786.0	39.8	13.3	53.1	68.2	-15.1	Peak	Horizontal
*	10418.0	34.1	17.3	51.4	68.2	-16.8	Peak	Horizontal
	12169.0	34.7	17.5	52.2	74.0	-21.8	Peak	Horizontal
	15713.5	33.2	18.9	52.1	74.0	-21.9	Peak	Horizontal
*	8786.0	40.4	13.3	53.7	68.2	-14.5	Peak	Vertical
*	10120.5	32.5	16.9	49.4	68.2	-18.8	Peak	Vertical
	12092.5	34.2	17.5	51.7	74.0	-22.3	Peak	Vertical
	15713.5	31.5	18.9	50.4	74.0	-23.6	Peak	Vertical

Note 1: "*" is not in restricted band, its limit is -27dBm/MHz. At a distance of 3 meters, the field strength limit in dBμV/m can be determined by adding a "conversion" factor of 95.2dB to the EIRP limit of -27dBm/MHzto obtain the limit for out of band spurious emissions.

Note 2: Measure Level (dBμV/m) = Reading Level (dBμV) + Factor (dB)

Factor (dB) = Cable Loss (dB) + Antenna Factor (dB/m) - Pre_Amplifier Gain (dB)

Product	2.4GHz/5GHz WiFi + Bluetooth Combination Module	Temperature	26°C
Test Engineer	Dandy Li	Relative Humidity	57 %
Test Site	AC1	Test Date	2018/12/21
Test Mode:	802.11n-HT20	Test Channel:	140
Remark:	1. Average measurement was not performed if peak level lower than average limit. 2. Other frequency was 20dB below limit line within 1-18GHz, there is not show in the report.		

Mark	Frequency (MHz)	Reading Level (dBμV)	Factor (dB)	Measure Level (dBμV/m)	Limit (dBμV/m)	Margin (dB)	Detector	Polarization
*	8650.0	34.4	13.0	47.4	68.2	-20.8	Peak	Horizontal
*	10001.5	35.5	16.7	52.2	68.2	-16.0	Peak	Horizontal
	11795.0	34.6	17.3	51.9	74.0	-22.1	Peak	Horizontal
	16079.0	31.7	18.9	50.6	74.0	-23.4	Peak	Horizontal
*	8777.5	38.1	13.2	51.3	68.2	-16.9	Peak	Vertical
*	10001.5	36.1	16.7	52.8	68.2	-15.4	Peak	Vertical
	11438.0	34.8	17.8	52.6	74.0	-21.4	Average	Vertical
	15926.0	31.6	18.8	50.4	74.0	-23.6	Peak	Vertical
	8650.0	34.4	13.0	47.4	68.2	-20.8	Peak	Vertical

Note 1: "*" is not in restricted band, its limit is -27dBm/MHz. At a distance of 3 meters, the field strength limit in dBμV/m can be determined by adding a "conversion" factor of 95.2dB to the EIRP limit of -27dBm/MHzto obtain the limit for out of band spurious emissions.

Note 2: Measure Level (dBμV/m) = Reading Level (dBμV) + Factor (dB)

Factor (dB) = Cable Loss (dB) + Antenna Factor (dB/m) - Pre_Amplifier Gain (dB)

Product	2.4GHz/5GHz WiFi + Bluetooth Combination Module	Temperature	26°C
Test Engineer	Dandy Li	Relative Humidity	57 %
Test Site	AC1	Test Date	2018/12/21
Test Mode:	802.11n-HT20	Test Channel:	149
Remark:	1. Average measurement was not performed if peak level lower than average limit. 2. Other frequency was 20dB below limit line within 1-18GHz, there is not show in the report.		

Mark	Frequency (MHz)	Reading Level (dBμV)	Factor (dB)	Measure Level (dBμV/m)	Limit (dBμV/m)	Margin (dB)	Detector	Polarization
*	8735.0	34.7	13.0	47.7	68.2	-20.5	Peak	Horizontal
*	9899.5	33.1	16.6	49.7	68.2	-18.5	Peak	Horizontal
	11684.5	34.0	17.5	51.5	74.0	-22.5	Peak	Horizontal
	15875.0	31.2	18.8	50.0	74.0	-24.0	Peak	Horizontal
*	8769.0	34.1	13.2	47.3	68.2	-20.9	Peak	Vertical
*	10316.0	33.5	17.4	50.9	68.2	-17.3	Peak	Vertical
	11931.0	35.0	17.3	52.3	74.0	-21.7	Peak	Vertical
	15858.0	33.1	18.8	51.9	74.0	-22.1	Peak	Vertical

Note 1: "*" is not in restricted band, its limit is -27dBm/MHz. At a distance of 3 meters, the field strength limit in dBμV/m can be determined by adding a "conversion" factor of 95.2dB to the EIRP limit of -27dBm/MHzto obtain the limit for out of band spurious emissions.

Note 2: Measure Level (dBμV/m) = Reading Level (dBμV) + Factor (dB)

Factor (dB) = Cable Loss (dB) + Antenna Factor (dB/m) - Pre_Amplifier Gain (dB)

Product	2.4GHz/5GHz WiFi + Bluetooth Combination Module	Temperature	26°C
Test Engineer	Dandy Li	Relative Humidity	57 %
Test Site	AC1	Test Date	2018/12/21
Test Mode:	802.11n-HT20	Test Channel:	157
Remark:	1. Average measurement was not performed if peak level lower than average limit. 2. Other frequency was 20dB below limit line within 1-18GHz, there is not show in the report.		

Mark	Frequency (MHz)	Reading Level (dBμV)	Factor (dB)	Measure Level (dBμV/m)	Limit (dBμV/m)	Margin (dB)	Detector	Polarization
*	8769.0	41.8	13.2	55.0	68.2	-13.2	Peak	Horizontal
*	10001.5	35.9	16.7	52.6	68.2	-15.6	Peak	Horizontal
	12152.0	34.4	17.5	51.9	74.0	-22.1	Peak	Horizontal
	15773.0	32.1	18.9	51.0	74.0	-23.0	Peak	Horizontal
*	8777.5	35.6	13.2	48.8	68.2	-19.4	Peak	Vertical
*	10001.5	35.8	16.7	52.5	68.2	-15.7	Peak	Vertical
	11625.0	34.6	17.6	52.2	74.0	-21.8	Peak	Vertical
	15875.0	31.5	18.8	50.3	74.0	-23.7	Peak	Vertical

Note 1: "*" is not in restricted band, its limit is -27dBm/MHz. At a distance of 3 meters, the field strength limit in dBμV/m can be determined by adding a "conversion" factor of 95.2dB to the EIRP limit of -27dBm/MHzto obtain the limit for out of band spurious emissions.

Note 2: Measure Level (dBμV/m) = Reading Level (dBμV) + Factor (dB)

Factor (dB) = Cable Loss (dB) + Antenna Factor (dB/m) - Pre_Amplifier Gain (dB)

Product	2.4GHz/5GHz WiFi + Bluetooth Combination Module	Temperature	26°C
Test Engineer	Dandy Li	Relative Humidity	57 %
Test Site	AC1	Test Date	2018/12/21
Test Mode:	802.11n-HT20	Test Channel:	165
Remark:	1. Average measurement was not performed if peak level lower than average limit. 2. Other frequency was 20dB below limit line within 1-18GHz, there is not show in the report.		

Mark	Frequency (MHz)	Reading Level (dBμV)	Factor (dB)	Measure Level (dBμV/m)	Limit (dBμV/m)	Margin (dB)	Detector	Polarization
*	8777.5	35.0	13.2	48.2	68.2	-20.0	Peak	Horizontal
*	10001.5	35.4	16.7	52.1	68.2	-16.1	Peak	Horizontal
	11455.0	35.2	17.8	53.0	74.0	-21.0	Peak	Horizontal
	15730.5	31.5	18.9	50.4	74.0	-23.6	Peak	Horizontal
*	8777.5	40.2	13.2	53.4	68.2	-14.8	Peak	Vertical
*	9899.5	33.8	16.6	50.4	68.2	-17.8	Peak	Vertical
	12101.0	34.2	17.5	51.7	74.0	-22.3	Peak	Vertical
	15815.5	31.2	18.8	50.0	74.0	-24.0	Peak	Vertical

Note 1: "*" is not in restricted band, its limit is -27dBm/MHz. At a distance of 3 meters, the field strength limit in dBμV/m can be determined by adding a "conversion" factor of 95.2dB to the EIRP limit of -27dBm/MHzto obtain the limit for out of band spurious emissions.

Note 2: Measure Level (dBμV/m) = Reading Level (dBμV) + Factor (dB)

Factor (dB) = Cable Loss (dB) + Antenna Factor (dB/m) - Pre_Amplifier Gain (dB)

Product	2.4GHz/5GHz WiFi + Bluetooth Combination Module	Temperature	26°C
Test Engineer	Dandy Li	Relative Humidity	57 %
Test Site	AC1	Test Date	2018/12/21
Test Mode:	802.11n-HT40	Test Channel:	38
Remark:	1. Average measurement was not performed if peak level lower than average limit. 2. Other frequency was 20dB below limit line within 1-18GHz, there is not show in the report.		

Mark	Frequency (MHz)	Reading Level (dBμV)	Factor (dB)	Measure Level (dBμV/m)	Limit (dBμV/m)	Margin (dB)	Detector	Polarization
*	8786.0	35.6	13.3	48.9	68.2	-19.3	Peak	Horizontal
*	10001.5	35.3	16.7	52.0	68.2	-16.2	Peak	Horizontal
	11999.0	34.3	17.4	51.7	74.0	-22.3	Peak	Horizontal
	15849.5	32.4	18.8	51.2	74.0	-22.8	Peak	Horizontal
*	8794.5	34.0	13.3	47.3	68.2	-20.9	Peak	Vertical
*	10001.5	34.7	16.7	51.4	68.2	-16.8	Peak	Vertical
	11701.5	34.8	17.4	52.2	74.0	-21.8	Peak	Vertical
	15849.5	32.5	18.8	51.3	74.0	-22.7	Peak	Vertical

Note 1: "*" is not in restricted band, its limit is -27dBm/MHz. At a distance of 3 meters, the field strength limit in dBμV/m can be determined by adding a "conversion" factor of 95.2dB to the EIRP limit of -27dBm/MHzto obtain the limit for out of band spurious emissions.

Note 2: Measure Level (dBμV/m) = Reading Level (dBμV) + Factor (dB)

Factor (dB) = Cable Loss (dB) + Antenna Factor (dB/m) - Pre_Amplifier Gain (dB)

Product	2.4GHz/5GHz WiFi + Bluetooth Combination Module	Temperature	26°C
Test Engineer	Dandy Li	Relative Humidity	57 %
Test Site	AC1	Test Date	2018/12/21
Test Mode:	802.11n-HT40	Test Channel:	46
Remark:	1. Average measurement was not performed if peak level lower than average limit. 2. Other frequency was 20dB below limit line within 1-18GHz, there is not show in the report.		

Mark	Frequency (MHz)	Reading Level (dBμV)	Factor (dB)	Measure Level (dBμV/m)	Limit (dBμV/m)	Margin (dB)	Detector	Polarization
*	8624.5	32.7	12.9	45.6	68.2	-22.6	Peak	Horizontal
*	9993.0	35.2	16.7	51.9	68.2	-16.3	Peak	Horizontal
	11956.5	34.8	17.3	52.1	74.0	-21.9	Peak	Horizontal
	15756.0	31.5	18.9	50.4	74.0	-23.6	Peak	Horizontal
*	8888.0	35.5	13.2	48.7	68.2	-19.5	Peak	Vertical
*	10001.5	37.2	16.7	53.9	68.2	-14.3	Peak	Vertical
	11888.5	35.2	17.3	52.5	74.0	-21.5	Peak	Vertical
	16028.0	31.1	18.8	49.9	74.0	-24.1	Peak	Vertical

Note 1: "*" is not in restricted band, its limit is -27dBm/MHz. At a distance of 3 meters, the field strength limit in dBμV/m can be determined by adding a "conversion" factor of 95.2dB to the EIRP limit of -27dBm/MHzto obtain the limit for out of band spurious emissions.

Note 2: Measure Level (dBμV/m) = Reading Level (dBμV) + Factor (dB)

Factor (dB) = Cable Loss (dB) + Antenna Factor (dB/m) - Pre_Amplifier Gain (dB)

Product	2.4GHz/5GHz WiFi + Bluetooth Combination Module	Temperature	26°C
Test Engineer	Dandy Li	Relative Humidity	57 %
Test Site	AC1	Test Date	2018/12/21
Test Mode:	802.11n-HT40	Test Channel:	54
Remark:	1. Average measurement was not performed if peak level lower than average limit. 2. Other frequency was 20dB below limit line within 1-18GHz, there is not show in the report.		

Mark	Frequency (MHz)	Reading Level (dBμV)	Factor (dB)	Measure Level (dBμV/m)	Limit (dBμV/m)	Margin (dB)	Detector	Polarization
*	8811.5	35.0	13.3	48.3	68.2	-19.9	Peak	Horizontal
*	10001.5	37.1	16.7	53.8	68.2	-14.4	Peak	Horizontal
	11650.5	34.1	17.6	51.7	74.0	-22.3	Peak	Horizontal
	15832.5	31.7	18.8	50.5	74.0	-23.5	Peak	Horizontal
*	8701.0	34.3	13.0	47.3	68.2	-20.9	Peak	Vertical
*	9993.0	34.0	16.7	50.7	68.2	-17.5	Peak	Vertical
	12067.0	32.8	17.5	50.3	74.0	-23.7	Peak	Vertical
	15773.0	31.8	18.9	50.7	74.0	-23.3	Peak	Vertical

Note 1: “*” is not in restricted band, its limit is -27dBm/MHz. At a distance of 3 meters, the field strength limit in dBμV/m can be determined by adding a “conversion” factor of 95.2dB to the EIRP limit of -27dBm/MHzto obtain the limit for out of band spurious emissions.

Note 2: Measure Level (dBμV/m) = Reading Level (dBμV) + Factor (dB)

Factor (dB) = Cable Loss (dB) + Antenna Factor (dB/m) - Pre_Amplifier Gain (dB)

Product	2.4GHz/5GHz WiFi + Bluetooth Combination Module	Temperature	26°C
Test Engineer	Dandy Li	Relative Humidity	57 %
Test Site	AC1	Test Date	2018/12/21
Test Mode:	802.11n-HT40	Test Channel:	62
Remark:	1. Average measurement was not performed if peak level lower than average limit. 2. Other frequency was 20dB below limit line within 1-18GHz, there is not show in the report.		

Mark	Frequency (MHz)	Reading Level (dBμV)	Factor (dB)	Measure Level (dBμV/m)	Limit (dBμV/m)	Margin (dB)	Detector	Polarization
*	8879.5	35.1	13.2	48.3	68.2	-19.9	Peak	Horizontal
*	10001.5	34.7	16.7	51.4	68.2	-16.8	Peak	Horizontal
	11557.0	35.0	17.8	52.8	74.0	-21.2	Peak	Horizontal
	16036.5	31.3	18.8	50.1	74.0	-23.9	Peak	Horizontal
*	8735.0	33.3	13.0	46.3	68.2	-21.9	Peak	Vertical
*	10001.5	35.6	16.7	52.3	68.2	-15.9	Peak	Vertical
	11837.5	35.0	17.2	52.2	74.0	-21.8	Peak	Vertical
	15832.5	31.4	18.8	50.2	74.0	-23.8	Peak	Vertical

Note 1: "*" is not in restricted band, its limit is -27dBm/MHz. At a distance of 3 meters, the field strength limit in dBμV/m can be determined by adding a "conversion" factor of 95.2dB to the EIRP limit of -27dBm/MHzto obtain the limit for out of band spurious emissions.

Note 2: Measure Level (dBμV/m) = Reading Level (dBμV) + Factor (dB)

Factor (dB) = Cable Loss (dB) + Antenna Factor (dB/m) - Pre_Amplifier Gain (dB)

Product	2.4GHz/5GHz WiFi + Bluetooth Combination Module	Temperature	26°C
Test Engineer	Dandy Li	Relative Humidity	57 %
Test Site	AC1	Test Date	2018/12/21
Test Mode:	802.11n-HT40	Test Channel:	102
Remark:	1. Average measurement was not performed if peak level lower than average limit. 2. Other frequency was 20dB below limit line within 1-18GHz, there is not show in the report.		

Mark	Frequency (MHz)	Reading Level (dBμV)	Factor (dB)	Measure Level (dBμV/m)	Limit (dBμV/m)	Margin (dB)	Detector	Polarization
*	8871.0	34.9	13.2	48.1	68.2	-20.1	Peak	Horizontal
*	10248.0	34.2	17.2	51.4	68.2	-16.8	Peak	Horizontal
	11540.0	34.5	17.8	52.3	74.0	-21.7	Peak	Horizontal
	15849.5	31.8	18.8	50.6	74.0	-23.4	Peak	Horizontal
*	8811.5	38.1	13.3	51.4	68.2	-16.8	Peak	Vertical
*	10001.5	35.6	16.7	52.3	68.2	-15.9	Peak	Vertical
	10902.5	35.1	18.1	53.2	74.0	-20.8	Peak	Vertical
	15722.0	31.7	18.9	50.6	74.0	-23.4	Peak	Vertical

Note 1: "*" is not in restricted band, its limit is -27dBm/MHz. At a distance of 3 meters, the field strength limit in dBμV/m can be determined by adding a "conversion" factor of 95.2dB to the EIRP limit of -27dBm/MHzto obtain the limit for out of band spurious emissions.

Note 2: Measure Level (dBμV/m) = Reading Level (dBμV) + Factor (dB)

Factor (dB) = Cable Loss (dB) + Antenna Factor (dB/m) - Pre_Amplifier Gain (dB)

Product	2.4GHz/5GHz WiFi + Bluetooth Combination Module	Temperature	26°C
Test Engineer	Dandy Li	Relative Humidity	57 %
Test Site	AC1	Test Date	2018/12/21
Test Mode:	802.11n-HT40	Test Channel:	118
Remark:	1. Average measurement was not performed if peak level lower than average limit. 2. Other frequency was 20dB below limit line within 1-18GHz, there is not show in the report.		

Mark	Frequency (MHz)	Reading Level (dBμV)	Factor (dB)	Measure Level (dBμV/m)	Limit (dBμV/m)	Margin (dB)	Detector	Polarization
*	8786.0	37.8	13.3	51.1	68.2	-17.1	Peak	Horizontal
*	10001.5	34.4	16.7	51.1	68.2	-17.1	Peak	Horizontal
	11659.0	35.0	17.6	52.6	74.0	-21.4	Peak	Horizontal
	15866.5	31.9	18.8	50.7	74.0	-23.3	Peak	Horizontal
*	8777.5	35.1	13.2	48.3	68.2	-19.9	Peak	Vertical
*	10001.5	34.7	16.7	51.4	68.2	-16.8	Peak	Vertical
	11939.5	34.6	17.3	51.9	74.0	-22.1	Peak	Vertical
	15560.5	33.1	18.9	52.0	74.0	-22.0	Peak	Vertical

Note 1: "*" is not in restricted band, its limit is -27dBm/MHz. At a distance of 3 meters, the field strength limit in dBμV/m can be determined by adding a "conversion" factor of 95.2dB to the EIRP limit of -27dBm/MHzto obtain the limit for out of band spurious emissions.

Note 2: Measure Level (dBμV/m) = Reading Level (dBμV) + Factor (dB)

Factor (dB) = Cable Loss (dB) + Antenna Factor (dB/m) - Pre_Amplifier Gain (dB)

Product	2.4GHz/5GHz WiFi + Bluetooth Combination Module	Temperature	26°C
Test Engineer	Dandy Li	Relative Humidity	57 %
Test Site	AC1	Test Date	2018/12/21
Test Mode:	802.11n-HT40	Test Channel:	134
Remark:	1. Average measurement was not performed if peak level lower than average limit. 2. Other frequency was 20dB below limit line within 1-18GHz, there is not show in the report.		

Mark	Frequency (MHz)	Reading Level (dBμV)	Factor (dB)	Measure Level (dBμV/m)	Limit (dBμV/m)	Margin (dB)	Detector	Polarization
*	8777.5	40.2	13.2	53.4	68.2	-14.8	Peak	Horizontal
*	10001.5	35.6	16.7	52.3	68.2	-15.9	Peak	Horizontal
	11956.5	34.5	17.3	51.8	74.0	-22.2	Peak	Horizontal
	15849.5	31.7	18.8	50.5	74.0	-23.5	Peak	Horizontal
*	8777.5	36.7	13.2	49.9	68.2	-18.3	Peak	Vertical
*	10001.5	35.2	16.7	51.9	68.2	-16.3	Peak	Vertical
	11531.5	33.1	17.8	50.9	74.0	-23.1	Peak	Vertical
	16036.5	31.4	18.8	50.2	74.0	-23.8	Peak	Vertical

Note 1: "*" is not in restricted band, its limit is -27dBm/MHz. At a distance of 3 meters, the field strength limit in dBμV/m can be determined by adding a "conversion" factor of 95.2dB to the EIRP limit of -27dBm/MHzto obtain the limit for out of band spurious emissions.

Note 2: Measure Level (dBμV/m) = Reading Level (dBμV) + Factor (dB)

Factor (dB) = Cable Loss (dB) + Antenna Factor (dB/m) - Pre_Amplifier Gain (dB)

Product	2.4GHz/5GHz WiFi + Bluetooth Combination Module	Temperature	26°C
Test Engineer	Dandy Li	Relative Humidity	57 %
Test Site	AC1	Test Date	2018/12/21
Test Mode:	802.11n-HT40	Test Channel:	151
Remark:	1. Average measurement was not performed if peak level lower than average limit. 2. Other frequency was 20dB below limit line within 1-18GHz, there is not show in the report.		

Mark	Frequency (MHz)	Reading Level (dBμV)	Factor (dB)	Measure Level (dBμV/m)	Limit (dBμV/m)	Margin (dB)	Detector	Polarization
*	8769.0	40.9	13.2	54.1	68.2	-14.1	Peak	Horizontal
*	9942.0	35.4	16.8	52.2	68.2	-16.0	Peak	Horizontal
	12211.5	35.5	17.4	52.9	74.0	-21.1	Peak	Horizontal
	15917.5	33.3	18.8	52.1	74.0	-21.9	Peak	Horizontal
*	8769.0	36.1	13.2	49.3	68.2	-18.9	Peak	Vertical
*	10095.0	34.3	16.9	51.2	68.2	-17.0	Peak	Vertical
	11633.5	34.1	17.6	51.7	74.0	-22.3	Peak	Vertical
	15994.0	32.1	18.8	50.9	74.0	-23.1	Peak	Vertical

Note 1: "*" is not in restricted band, its limit is -27dBm/MHz. At a distance of 3 meters, the field strength limit in dBμV/m can be determined by adding a "conversion" factor of 95.2dB to the EIRP limit of -27dBm/MHzto obtain the limit for out of band spurious emissions.

Note 2: Measure Level (dBμV/m) = Reading Level (dBμV) + Factor (dB)

Factor (dB) = Cable Loss (dB) + Antenna Factor (dB/m) - Pre_Amplifier Gain (dB)

Product	2.4GHz/5GHz WiFi + Bluetooth Combination Module	Temperature	26°C
Test Engineer	Dandy Li	Relative Humidity	57 %
Test Site	AC1	Test Date	2018/12/21
Test Mode:	802.11n-HT40	Test Channel:	159
Remark:	1. Average measurement was not performed if peak level lower than average limit. 2. Other frequency was 20dB below limit line within 1-18GHz, there is not show in the report.		

Mark	Frequency (MHz)	Reading Level (dBμV)	Factor (dB)	Measure Level (dBμV/m)	Limit (dBμV/m)	Margin (dB)	Detector	Polarization
*	8760.5	35.3	13.2	48.5	68.2	-19.7	Peak	Horizontal
*	10001.5	36.3	16.7	53.0	68.2	-15.2	Peak	Horizontal
	12118.0	35.2	17.5	52.7	74.0	-21.3	Peak	Horizontal
	15858.0	31.9	18.8	50.7	74.0	-23.3	Peak	Horizontal
*	8888.0	34.7	13.2	47.9	68.2	-20.3	Peak	Vertical
*	10001.5	34.8	16.7	51.5	68.2	-16.7	Peak	Vertical
	11659.0	34.8	17.6	52.4	74.0	-21.6	Peak	Vertical
	15747.5	32.2	18.9	51.1	74.0	-22.9	Peak	Vertical

Note 1: "*" is not in restricted band, its limit is -27dBm/MHz. At a distance of 3 meters, the field strength limit in dBμV/m can be determined by adding a "conversion" factor of 95.2dB to the EIRP limit of -27dBm/MHzto obtain the limit for out of band spurious emissions.

Note 2: Measure Level (dBμV/m) = Reading Level (dBμV) + Factor (dB)

Factor (dB) = Cable Loss (dB) + Antenna Factor (dB/m) - Pre_Amplifier Gain (dB)

Product	2.4GHz/5GHz WiFi + Bluetooth Combination Module	Temperature	26°C
Test Engineer	Dandy Li	Relative Humidity	57 %
Test Site	AC1	Test Date	2018/12/21
Test Mode:	802.11ac-VHT20	Test Channel:	36
Remark:	1. Average measurement was not performed if peak level lower than average limit. 2. Other frequency was 20dB below limit line within 1-18GHz, there is not show in the report.		

Mark	Frequency (MHz)	Reading Level (dBμV)	Factor (dB)	Measure Level (dBμV/m)	Limit (dBμV/m)	Margin (dB)	Detector	Polarization
*	8905.0	36.2	13.3	49.5	68.2	-18.7	Peak	Horizontal
*	10358.5	34.7	17.4	52.1	68.2	-16.1	Peak	Horizontal
	11531.5	34.5	17.8	52.3	74.0	-21.7	Peak	Horizontal
	16045.0	34.0	18.8	52.8	74.0	-21.2	Peak	Horizontal
*	8803.0	35.2	13.3	48.5	68.2	-19.7	Peak	Vertical
*	10001.5	36.0	16.7	52.7	68.2	-15.5	Peak	Vertical
	11922.5	35.2	17.3	52.5	74.0	-21.5	Peak	Vertical
	15917.5	32.7	18.8	51.5	74.0	-22.5	Peak	Vertical

Note 1: "*" is not in restricted band, its limit is -27dBm/MHz. At a distance of 3 meters, the field strength limit in dBμV/m can be determined by adding a "conversion" factor of 95.2dB to the EIRP limit of -27dBm/MHzto obtain the limit for out of band spurious emissions.

Note 2: Measure Level (dBμV/m) = Reading Level (dBμV) + Factor (dB)

Factor (dB) = Cable Loss (dB) + Antenna Factor (dB/m) - Pre_Amplifier Gain (dB)

Product	2.4GHz/5GHz WiFi + Bluetooth Combination Module	Temperature	26°C
Test Engineer	Dandy Li	Relative Humidity	57 %
Test Site	AC1	Test Date	2018/12/21
Test Mode:	802.11ac-VHT20	Test Channel:	44
Remark:	1. Average measurement was not performed if peak level lower than average limit. 2. Other frequency was 20dB below limit line within 1-18GHz, there is not show in the report.		

Mark	Frequency (MHz)	Reading Level (dBμV)	Factor (dB)	Measure Level (dBμV/m)	Limit (dBμV/m)	Margin (dB)	Detector	Polarization
*	8760.5	34.8	13.2	48.0	68.2	-20.2	Peak	Horizontal
*	9772.0	34.0	16.2	50.2	68.2	-18.0	Peak	Horizontal
	11897.0	35.0	17.3	52.3	74.0	-21.7	Peak	Horizontal
	15866.5	31.8	18.8	50.6	74.0	-23.4	Peak	Horizontal
*	8709.5	36.2	13.0	49.2	68.2	-19.0	Peak	Vertical
*	10273.5	34.3	17.2	51.5	68.2	-16.7	Peak	Vertical
	11897.0	35.9	17.3	53.2	74.0	-20.8	Peak	Vertical
	16036.5	31.8	18.8	50.6	74.0	-23.4	Peak	Vertical

Note 1: "*" is not in restricted band, its limit is -27dBm/MHz. At a distance of 3 meters, the field strength limit in dBμV/m can be determined by adding a "conversion" factor of 95.2dB to the EIRP limit of -27dBm/MHzto obtain the limit for out of band spurious emissions.

Note 2: Measure Level (dBμV/m) = Reading Level (dBμV) + Factor (dB)

Factor (dB) = Cable Loss (dB) + Antenna Factor (dB/m) - Pre_Amplifier Gain (dB)

Product	2.4GHz/5GHz WiFi + Bluetooth Combination Module	Temperature	26°C
Test Engineer	Dandy Li	Relative Humidity	57 %
Test Site	AC1	Test Date	2018/12/21
Test Mode:	802.11ac-VHT20	Test Channel:	48
Remark:	1. Average measurement was not performed if peak level lower than average limit. 2. Other frequency was 20dB below limit line within 1-18GHz, there is not show in the report.		

Mark	Frequency (MHz)	Reading Level (dBμV)	Factor (dB)	Measure Level (dBμV/m)	Limit (dBμV/m)	Margin (dB)	Detector	Polarization
*	8811.5	35.0	13.3	48.3	68.2	-19.9	Peak	Horizontal
*	9993.0	34.6	16.7	51.3	68.2	-16.9	Peak	Horizontal
	11905.5	35.1	17.3	52.4	74.0	-21.6	Peak	Horizontal
	15858.0	31.9	18.8	50.7	74.0	-23.3	Peak	Horizontal
*	8692.5	34.3	13.0	47.3	68.2	-20.9	Peak	Vertical
*	10035.5	32.1	16.7	48.8	68.2	-19.4	Peak	Vertical
	11429.5	33.4	17.8	51.2	74.0	-22.8	Peak	Vertical
	15747.5	31.4	18.9	50.3	74.0	-23.7	Peak	Vertical

Note 1: "*" is not in restricted band, its limit is -27dBm/MHz. At a distance of 3 meters, the field strength limit in dBμV/m can be determined by adding a "conversion" factor of 95.2dB to the EIRP limit of -27dBm/MHzto obtain the limit for out of band spurious emissions.

Note 2: Measure Level (dBμV/m) = Reading Level (dBμV) + Factor (dB)

Factor (dB) = Cable Loss (dB) + Antenna Factor (dB/m) - Pre_Amplifier Gain (dB)

Product	2.4GHz/5GHz WiFi + Bluetooth Combination Module	Temperature	26°C
Test Engineer	Dandy Li	Relative Humidity	57 %
Test Site	AC1	Test Date	2018/12/21
Test Mode:	802.11ac-VHT20	Test Channel:	52
Remark:	1. Average measurement was not performed if peak level lower than average limit. 2. Other frequency was 20dB below limit line within 1-18GHz, there is not show in the report.		

Mark	Frequency (MHz)	Reading Level (dBμV)	Factor (dB)	Measure Level (dBμV/m)	Limit (dBμV/m)	Margin (dB)	Detector	Polarization
*	8760.5	33.0	13.2	46.2	68.2	-22.0	Peak	Horizontal
*	10239.5	34.6	17.2	51.8	68.2	-16.4	Peak	Horizontal
	12296.5	34.2	17.3	51.5	74.0	-22.5	Peak	Horizontal
	15977.0	32.2	18.8	51.0	74.0	-23.0	Peak	Horizontal
*	8803.0	35.0	13.3	48.3	68.2	-19.9	Peak	Vertical
*	10001.5	35.3	16.7	52.0	68.2	-16.2	Peak	Vertical
	11421.0	35.5	17.8	53.3	74.0	-20.7	Peak	Vertical
	15943.0	31.8	18.8	50.6	74.0	-23.4	Peak	Vertical

Note 1: "*" is not in restricted band, its limit is -27dBm/MHz. At a distance of 3 meters, the field strength limit in dBμV/m can be determined by adding a "conversion" factor of 95.2dB to the EIRP limit of -27dBm/MHzto obtain the limit for out of band spurious emissions.

Note 2: Measure Level (dBμV/m) = Reading Level (dBμV) + Factor (dB)

Factor (dB) = Cable Loss (dB) + Antenna Factor (dB/m) - Pre_Amplifier Gain (dB)

Product	2.4GHz/5GHz WiFi + Bluetooth Combination Module	Temperature	26°C
Test Engineer	Dandy Li	Relative Humidity	57 %
Test Site	AC1	Test Date	2018/12/21
Test Mode:	802.11ac-VHT20	Test Channel:	60
Remark:	1. Average measurement was not performed if peak level lower than average limit. 2. Other frequency was 20dB below limit line within 1-18GHz, there is not show in the report.		

Mark	Frequency (MHz)	Reading Level (dBμV)	Factor (dB)	Measure Level (dBμV/m)	Limit (dBμV/m)	Margin (dB)	Detector	Polarization
*	8811.5	36.3	13.3	49.6	68.2	-18.6	Peak	Horizontal
*	10137.5	34.9	17.0	51.9	68.2	-16.3	Peak	Horizontal
	11956.5	35.1	17.3	52.4	74.0	-21.6	Peak	Horizontal
	15875.0	32.4	18.8	51.2	74.0	-22.8	Peak	Horizontal
*	8692.5	35.4	13.0	48.4	68.2	-19.8	Peak	Vertical
*	10001.5	35.4	16.7	52.1	68.2	-16.1	Peak	Vertical
	11676.0	35.2	17.6	52.8	74.0	-21.2	Peak	Vertical
	15909.0	31.7	18.8	50.5	74.0	-23.5	Peak	Vertical

Note 1: "*" is not in restricted band, its limit is -27dBm/MHz. At a distance of 3 meters, the field strength limit in dBμV/m can be determined by adding a "conversion" factor of 95.2dB to the EIRP limit of -27dBm/MHzto obtain the limit for out of band spurious emissions.

Note 2: Measure Level (dBμV/m) = Reading Level (dBμV) + Factor (dB)

Factor (dB) = Cable Loss (dB) + Antenna Factor (dB/m) - Pre_Amplifier Gain (dB)

Product	2.4GHz/5GHz WiFi + Bluetooth Combination Module	Temperature	26°C
Test Engineer	Dandy Li	Relative Humidity	57 %
Test Site	AC1	Test Date	2018/12/21
Test Mode:	802.11ac-VHT20	Test Channel:	64
Remark:	1. Average measurement was not performed if peak level lower than average limit. 2. Other frequency was 20dB below limit line within 1-18GHz, there is not show in the report.		

Mark	Frequency (MHz)	Reading Level (dBμV)	Factor (dB)	Measure Level (dBμV/m)	Limit (dBμV/m)	Margin (dB)	Detector	Polarization
*	8794.5	34.8	13.3	48.1	68.2	-20.1	Peak	Horizontal
*	10044.0	33.8	16.7	50.5	68.2	-17.7	Peak	Horizontal
	11948.0	35.0	17.3	52.3	74.0	-21.7	Peak	Horizontal
	16019.5	31.5	18.8	50.3	74.0	-23.7	Peak	Horizontal
*	8667.0	35.1	12.9	48.0	68.2	-20.2	Peak	Vertical
*	9993.0	33.7	16.7	50.4	68.2	-17.8	Peak	Vertical
	11999.0	34.8	17.4	52.2	74.0	-21.8	Peak	Vertical
	15756.0	31.7	18.9	50.6	74.0	-23.4	Peak	Vertical

Note 1: "*" is not in restricted band, its limit is -27dBm/MHz. At a distance of 3 meters, the field strength limit in dBμV/m can be determined by adding a "conversion" factor of 95.2dB to the EIRP limit of -27dBm/MHzto obtain the limit for out of band spurious emissions.

Note 2: Measure Level (dBμV/m) = Reading Level (dBμV) + Factor (dB)

Factor (dB) = Cable Loss (dB) + Antenna Factor (dB/m) - Pre_Amplifier Gain (dB)

Product	2.4GHz/5GHz WiFi + Bluetooth Combination Module	Temperature	26°C
Test Engineer	Dandy Li	Relative Humidity	57 %
Test Site	AC1	Test Date	2018/12/21
Test Mode:	802.11ac-VHT20	Test Channel:	100
Remark:	1. Average measurement was not performed if peak level lower than average limit. 2. Other frequency was 20dB below limit line within 1-18GHz, there is not show in the report.		

Mark	Frequency (MHz)	Reading Level (dBμV)	Factor (dB)	Measure Level (dBμV/m)	Limit (dBμV/m)	Margin (dB)	Detector	Polarization
*	8820.0	34.7	13.3	48.0	68.2	-20.2	Peak	Horizontal
*	10231.0	34.3	17.1	51.4	68.2	-16.8	Peak	Horizontal
	12288.0	34.3	17.3	51.6	74.0	-22.4	Peak	Horizontal
	15603.0	32.1	18.8	50.9	74.0	-23.1	Peak	Horizontal
*	8845.5	34.9	13.3	48.2	68.2	-20.0	Peak	Vertical
*	10001.5	34.4	16.7	51.1	68.2	-17.1	Peak	Vertical
	11438.0	34.9	17.8	52.7	74.0	-21.3	Peak	Vertical
	16028.0	31.9	18.8	50.7	74.0	-23.3	Peak	Vertical

Note 1: "*" is not in restricted band, its limit is -27dBm/MHz. At a distance of 3 meters, the field strength limit in dBμV/m can be determined by adding a "conversion" factor of 95.2dB to the EIRP limit of -27dBm/MHzto obtain the limit for out of band spurious emissions.

Note 2: Measure Level (dBμV/m) = Reading Level (dBμV) + Factor (dB)

Factor (dB) = Cable Loss (dB) + Antenna Factor (dB/m) - Pre_Amplifier Gain (dB)

Product	2.4GHz/5GHz WiFi + Bluetooth Combination Module	Temperature	26°C
Test Engineer	Dandy Li	Relative Humidity	57 %
Test Site	AC1	Test Date	2018/12/21
Test Mode:	802.11ac-VHT20	Test Channel:	120
Remark:	1. Average measurement was not performed if peak level lower than average limit. 2. Other frequency was 20dB below limit line within 1-18GHz, there is not show in the report.		

Mark	Frequency (MHz)	Reading Level (dBμV)	Factor (dB)	Measure Level (dBμV/m)	Limit (dBμV/m)	Margin (dB)	Detector	Polarization
*	8786.0	37.0	13.3	50.3	68.2	-17.9	Peak	Horizontal
*	10409.5	34.4	17.3	51.7	68.2	-16.5	Peak	Horizontal
	12007.5	33.4	17.4	50.8	74.0	-23.2	Peak	Horizontal
	16053.5	31.5	18.8	50.3	74.0	-23.7	Peak	Horizontal
*	8701.0	35.0	13.0	48.0	68.2	-20.2	Peak	Vertical
*	10001.5	34.9	16.7	51.6	68.2	-16.6	Peak	Vertical
	11735.5	32.9	17.3	50.2	74.0	-23.8	Peak	Vertical
	15790.0	31.7	18.8	50.5	74.0	-23.5	Peak	Vertical

Note 1: "*" is not in restricted band, its limit is -27dBm/MHz. At a distance of 3 meters, the field strength limit in dBμV/m can be determined by adding a "conversion" factor of 95.2dB to the EIRP limit of -27dBm/MHzto obtain the limit for out of band spurious emissions.

Note 2: Measure Level (dBμV/m) = Reading Level (dBμV) + Factor (dB)

Factor (dB) = Cable Loss (dB) + Antenna Factor (dB/m) - Pre_Amplifier Gain (dB)

Product	2.4GHz/5GHz WiFi + Bluetooth Combination Module	Temperature	26°C
Test Engineer	Dandy Li	Relative Humidity	57 %
Test Site	AC1	Test Date	2018/12/21
Test Mode:	802.11ac-VHT20	Test Channel:	140
Remark:	1. Average measurement was not performed if peak level lower than average limit. 2. Other frequency was 20dB below limit line within 1-18GHz, there is not show in the report.		

Mark	Frequency (MHz)	Reading Level (dBμV)	Factor (dB)	Measure Level (dBμV/m)	Limit (dBμV/m)	Margin (dB)	Detector	Polarization
*	8760.5	35.3	13.2	48.5	68.2	-19.7	Peak	Horizontal
*	9959.0	35.2	16.7	51.9	68.2	-16.3	Peak	Horizontal
	11608.0	34.3	17.6	51.9	74.0	-22.1	Peak	Horizontal
	15849.5	32.9	18.8	51.7	74.0	-22.3	Peak	Horizontal
*	8760.5	35.7	13.2	48.9	68.2	-19.3	Peak	Vertical
*	9993.0	34.5	16.7	51.2	68.2	-17.0	Peak	Vertical
	11829.0	35.3	17.2	52.5	74.0	-21.5	Peak	Vertical
	15909.0	32.5	18.8	51.3	74.0	-22.7	Peak	Vertical

Note 1: "*" is not in restricted band, its limit is -27dBm/MHz. At a distance of 3 meters, the field strength limit in dBμV/m can be determined by adding a "conversion" factor of 95.2dB to the EIRP limit of -27dBm/MHzto obtain the limit for out of band spurious emissions.

Note 2: Measure Level (dBμV/m) = Reading Level (dBμV) + Factor (dB)

Factor (dB) = Cable Loss (dB) + Antenna Factor (dB/m) - Pre_Amplifier Gain (dB)

Product	2.4GHz/5GHz WiFi + Bluetooth Combination Module	Temperature	26°C
Test Engineer	Dandy Li	Relative Humidity	57 %
Test Site	AC1	Test Date	2018/12/21
Test Mode:	802.11ac-VHT20	Test Channel:	149
Remark:	1. Average measurement was not performed if peak level lower than average limit. 2. Other frequency was 20dB below limit line within 1-18GHz, there is not show in the report.		

Mark	Frequency (MHz)	Reading Level (dBμV)	Factor (dB)	Measure Level (dBμV/m)	Limit (dBμV/m)	Margin (dB)	Detector	Polarization
*	8769.0	38.0	13.2	51.2	68.2	-17.0	Peak	Horizontal
*	10324.5	33.8	17.3	51.1	68.2	-17.1	Peak	Horizontal
	11599.5	34.1	17.6	51.7	74.0	-22.3	Peak	Horizontal
	15705.0	32.1	18.9	51.0	74.0	-23.0	Peak	Horizontal
*	8735.0	34.9	13.0	47.9	68.2	-20.3	Peak	Vertical
*	9993.0	35.2	16.7	51.9	68.2	-16.3	Peak	Vertical
	11795.0	34.0	17.3	51.3	74.0	-22.7	Peak	Vertical
	15926.0	31.9	18.8	50.7	74.0	-23.3	Peak	Vertical

Note 1: "*" is not in restricted band, its limit is -27dBm/MHz. At a distance of 3 meters, the field strength limit in dBμV/m can be determined by adding a "conversion" factor of 95.2dB to the EIRP limit of -27dBm/MHzto obtain the limit for out of band spurious emissions.

Note 2: Measure Level (dBμV/m) = Reading Level (dBμV) + Factor (dB)

Factor (dB) = Cable Loss (dB) + Antenna Factor (dB/m) - Pre_Amplifier Gain (dB)

Product	2.4GHz/5GHz WiFi + Bluetooth Combination Module	Temperature	26°C
Test Engineer	Dandy Li	Relative Humidity	57 %
Test Site	AC1	Test Date	2018/12/21
Test Mode:	802.11ac-VHT20	Test Channel:	157
Remark:	1. Average measurement was not performed if peak level lower than average limit. 2. Other frequency was 20dB below limit line within 1-18GHz, there is not show in the report.		

Mark	Frequency (MHz)	Reading Level (dBμV)	Factor (dB)	Measure Level (dBμV/m)	Limit (dBμV/m)	Margin (dB)	Detector	Polarization
*	8879.5	33.4	13.2	46.6	68.2	-21.6	Peak	Horizontal
*	10001.5	34.2	16.7	50.9	68.2	-17.3	Peak	Horizontal
	12109.5	32.6	17.5	50.1	74.0	-23.9	Peak	Horizontal
	16019.5	31.5	18.8	50.3	74.0	-23.7	Peak	Horizontal
*	8692.5	33.7	13.0	46.7	68.2	-21.5	Peak	Vertical
*	10409.5	34.9	17.3	52.2	68.2	-16.0	Peak	Vertical
	11965.0	35.0	17.3	52.3	74.0	-21.7	Peak	Vertical
	15637.0	31.8	18.9	50.7	74.0	-23.3	Peak	Vertical

Note 1: "*" is not in restricted band, its limit is -27dBm/MHz. At a distance of 3 meters, the field strength limit in dBμV/m can be determined by adding a "conversion" factor of 95.2dB to the EIRP limit of -27dBm/MHzto obtain the limit for out of band spurious emissions.

Note 2: Measure Level (dBμV/m) = Reading Level (dBμV) + Factor (dB)

Factor (dB) = Cable Loss (dB) + Antenna Factor (dB/m) - Pre_Amplifier Gain (dB)

Product	2.4GHz/5GHz WiFi + Bluetooth Combination Module	Temperature	26°C
Test Engineer	Dandy Li	Relative Humidity	57 %
Test Site	AC1	Test Date	2018/12/21
Test Mode:	802.11ac-VHT20	Test Channel:	165
Remark:	1. Average measurement was not performed if peak level lower than average limit. 2. Other frequency was 20dB below limit line within 1-18GHz, there is not show in the report.		

Mark	Frequency (MHz)	Reading Level (dBμV)	Factor (dB)	Measure Level (dBμV/m)	Limit (dBμV/m)	Margin (dB)	Detector	Polarization
*	8828.5	35.1	13.3	48.4	68.2	-19.8	Peak	Horizontal
*	10001.5	36.4	16.7	53.1	68.2	-15.1	Peak	Horizontal
	12262.5	34.6	17.4	52.0	74.0	-22.0	Peak	Horizontal
	15747.5	31.1	18.9	50.0	74.0	-24.0	Peak	Horizontal
*	8658.5	33.5	13.0	46.5	68.2	-21.7	Peak	Vertical
*	10001.5	35.7	16.7	52.4	68.2	-15.8	Peak	Vertical
	11506.0	34.7	17.8	52.5	74.0	-21.5	Peak	Vertical
	15798.5	31.5	18.8	50.3	74.0	-23.7	Peak	Vertical

Note 1: "*" is not in restricted band, its limit is -27dBm/MHz. At a distance of 3 meters, the field strength limit in dBμV/m can be determined by adding a "conversion" factor of 95.2dB to the EIRP limit of -27dBm/MHzto obtain the limit for out of band spurious emissions.

Note 2: Measure Level (dBμV/m) = Reading Level (dBμV) + Factor (dB)

Factor (dB) = Cable Loss (dB) + Antenna Factor (dB/m) - Pre_Amplifier Gain (dB)

Product	2.4GHz/5GHz WiFi + Bluetooth Combination Module	Temperature	26°C
Test Engineer	Dandy Li	Relative Humidity	57 %
Test Site	AC1	Test Date	2018/12/21
Test Mode:	802.11ac-VHT40	Test Channel:	38
Remark:	1. Average measurement was not performed if peak level lower than average limit. 2. Other frequency was 20dB below limit line within 1-18GHz, there is not show in the report.		

Mark	Frequency (MHz)	Reading Level (dBμV)	Factor (dB)	Measure Level (dBμV/m)	Limit (dBμV/m)	Margin (dB)	Detector	Polarization
*	8777.5	33.7	13.2	46.9	68.2	-21.3	Peak	Horizontal
*	9993.0	33.5	16.7	50.2	68.2	-18.0	Peak	Horizontal
	11973.5	35.1	17.3	52.4	74.0	-21.6	Peak	Horizontal
	15773.0	31.4	18.9	50.3	74.0	-23.7	Peak	Horizontal
*	8820.0	33.9	13.3	47.2	68.2	-21.0	Peak	Vertical
*	10001.5	35.6	16.7	52.3	68.2	-15.9	Peak	Vertical
	11523.0	34.9	17.8	52.7	74.0	-21.3	Peak	Vertical
	15858.0	31.8	18.8	50.6	74.0	-23.4	Peak	Vertical

Note 1: "*" is not in restricted band, its limit is -27dBm/MHz. At a distance of 3 meters, the field strength limit in dBμV/m can be determined by adding a "conversion" factor of 95.2dB to the EIRP limit of -27dBm/MHzto obtain the limit for out of band spurious emissions.

Note 2: Measure Level (dBμV/m) = Reading Level (dBμV) + Factor (dB)

Factor (dB) = Cable Loss (dB) + Antenna Factor (dB/m) - Pre_Amplifier Gain (dB)

Product	2.4GHz/5GHz WiFi + Bluetooth Combination Module	Temperature	26°C
Test Engineer	Dandy Li	Relative Humidity	57 %
Test Site	AC1	Test Date	2018/12/21
Test Mode:	802.11ac-VHT40	Test Channel:	46
Remark:	1. Average measurement was not performed if peak level lower than average limit. 2. Other frequency was 20dB below limit line within 1-18GHz, there is not show in the report.		

Mark	Frequency (MHz)	Reading Level (dBμV)	Factor (dB)	Measure Level (dBμV/m)	Limit (dBμV/m)	Margin (dB)	Detector	Polarization
*	8828.5	34.8	13.3	48.1	68.2	-20.1	Peak	Horizontal
*	10044.0	34.3	16.7	51.0	68.2	-17.2	Peak	Horizontal
	11710.0	35.6	17.3	52.9	74.0	-21.1	Peak	Horizontal
	15764.5	31.8	18.9	50.7	74.0	-23.3	Peak	Horizontal
*	8726.5	35.3	13.0	48.3	68.2	-19.9	Peak	Vertical
*	10001.5	36.4	16.7	53.1	68.2	-15.1	Peak	Vertical
	11684.5	33.5	17.5	51.0	74.0	-23.0	Peak	Vertical
	15586.0	31.6	18.9	50.5	74.0	-23.5	Peak	Vertical

Note 1: “*” is not in restricted band, its limit is -27dBm/MHz. At a distance of 3 meters, the field strength limit in dBμV/m can be determined by adding a “conversion” factor of 95.2dB to the EIRP limit of -27dBm/MHzto obtain the limit for out of band spurious emissions.

Note 2: Measure Level (dBμV/m) = Reading Level (dBμV) + Factor (dB)

Factor (dB) = Cable Loss (dB) + Antenna Factor (dB/m) - Pre_Amplifier Gain (dB)

Product	2.4GHz/5GHz WiFi + Bluetooth Combination Module	Temperature	26°C
Test Engineer	Dandy Li	Relative Humidity	57 %
Test Site	AC1	Test Date	2018/12/21
Test Mode:	802.11ac-VHT40	Test Channel:	54
Remark:	1. Average measurement was not performed if peak level lower than average limit. 2. Other frequency was 20dB below limit line within 1-18GHz, there is not show in the report.		

Mark	Frequency (MHz)	Reading Level (dBμV)	Factor (dB)	Measure Level (dBμV/m)	Limit (dBμV/m)	Margin (dB)	Detector	Polarization
*	8837.0	34.2	13.2	47.4	68.2	-20.8	Peak	Horizontal
*	10095.0	31.7	16.9	48.6	68.2	-19.6	Peak	Horizontal
	11948.0	32.8	17.3	50.1	74.0	-23.9	Peak	Horizontal
	15807.0	31.5	18.9	50.4	74.0	-23.6	Peak	Horizontal
*	8760.5	32.9	13.2	46.1	68.2	-22.1	Peak	Vertical
*	10137.5	32.8	17.0	49.8	68.2	-18.4	Peak	Vertical
	11905.5	33.6	17.3	50.9	74.0	-23.1	Peak	Vertical
	15815.5	32.0	18.8	50.8	74.0	-23.2	Peak	Vertical

Note 1: "*" is not in restricted band, its limit is -27dBm/MHz. At a distance of 3 meters, the field strength limit in dBμV/m can be determined by adding a "conversion" factor of 95.2dB to the EIRP limit of -27dBm/MHzto obtain the limit for out of band spurious emissions.

Note 2: Measure Level (dBμV/m) = Reading Level (dBμV) + Factor (dB)

Factor (dB) = Cable Loss (dB) + Antenna Factor (dB/m) - Pre_Amplifier Gain (dB)

Product	2.4GHz/5GHz WiFi + Bluetooth Combination Module	Temperature	26°C
Test Engineer	Dandy Li	Relative Humidity	57 %
Test Site	AC1	Test Date	2018/12/21
Test Mode:	802.11ac-VHT40	Test Channel:	62
Remark:	1. Average measurement was not performed if peak level lower than average limit. 2. Other frequency was 20dB below limit line within 1-18GHz, there is not show in the report.		

Mark	Frequency (MHz)	Reading Level (dBμV)	Factor (dB)	Measure Level (dBμV/m)	Limit (dBμV/m)	Margin (dB)	Detector	Polarization
*	8658.5	35.5	13.0	48.5	68.2	-19.7	Peak	Horizontal
*	10001.5	35.4	16.7	52.1	68.2	-16.1	Peak	Horizontal
	12058.5	34.6	17.5	52.1	74.0	-21.9	Peak	Horizontal
	15824.0	31.8	18.7	50.5	74.0	-23.5	Peak	Horizontal
*	8811.5	35.8	13.3	49.1	68.2	-19.1	Peak	Vertical
*	10197.0	34.3	17.2	51.5	68.2	-16.7	Peak	Vertical
	11735.5	34.8	17.3	52.1	74.0	-21.9	Peak	Vertical
	15756.0	31.4	18.9	50.3	74.0	-23.7	Peak	Vertical

Note 1: "*" is not in restricted band, its limit is -27dBm/MHz. At a distance of 3 meters, the field strength limit in dBμV/m can be determined by adding a "conversion" factor of 95.2dB to the EIRP limit of -27dBm/MHzto obtain the limit for out of band spurious emissions.

Note 2: Measure Level (dBμV/m) = Reading Level (dBμV) + Factor (dB)

Factor (dB) = Cable Loss (dB) + Antenna Factor (dB/m) - Pre_Amplifier Gain (dB)

Product	2.4GHz/5GHz WiFi + Bluetooth Combination Module	Temperature	26°C
Test Engineer	Dandy Li	Relative Humidity	57 %
Test Site	AC1	Test Date	2018/12/21
Test Mode:	802.11ac-VHT40	Test Channel:	102
Remark:	1. Average measurement was not performed if peak level lower than average limit. 2. Other frequency was 20dB below limit line within 1-18GHz, there is not show in the report.		

Mark	Frequency (MHz)	Reading Level (dBμV)	Factor (dB)	Measure Level (dBμV/m)	Limit (dBμV/m)	Margin (dB)	Detector	Polarization
*	8820.0	33.6	13.3	46.9	68.2	-21.3	Peak	Horizontal
*	10078.0	34.4	17.0	51.4	68.2	-16.8	Peak	Horizontal
	11761.0	34.8	17.3	52.1	74.0	-21.9	Peak	Horizontal
	15501.0	31.6	18.9	50.5	74.0	-23.5	Peak	Horizontal
*	8658.5	33.2	13.0	46.2	68.2	-22.0	Peak	Vertical
*	10197.0	34.8	17.2	52.0	68.2	-16.2	Peak	Vertical
	11846.0	34.3	17.2	51.5	74.0	-22.5	Peak	Vertical
	15934.5	31.6	18.8	50.4	74.0	-23.6	Peak	Vertical

Note 1: "*" is not in restricted band, its limit is -27dBm/MHz. At a distance of 3 meters, the field strength limit in dBμV/m can be determined by adding a "conversion" factor of 95.2dB to the EIRP limit of -27dBm/MHzto obtain the limit for out of band spurious emissions.

Note 2: Measure Level (dBμV/m) = Reading Level (dBμV) + Factor (dB)

Factor (dB) = Cable Loss (dB) + Antenna Factor (dB/m) - Pre_Amplifier Gain (dB)

Product	2.4GHz/5GHz WiFi + Bluetooth Combination Module	Temperature	26°C
Test Engineer	Dandy Li	Relative Humidity	57 %
Test Site	AC1	Test Date	2018/12/21
Test Mode:	802.11ac-VHT40	Test Channel:	118
Remark:	1. Average measurement was not performed if peak level lower than average limit. 2. Other frequency was 20dB below limit line within 1-18GHz, there is not show in the report.		

Mark	Frequency (MHz)	Reading Level (dBμV)	Factor (dB)	Measure Level (dBμV/m)	Limit (dBμV/m)	Margin (dB)	Detector	Polarization
*	8769.0	35.5	13.2	48.7	68.2	-19.5	Peak	Horizontal
*	10214.0	33.0	17.1	50.1	68.2	-18.1	Peak	Horizontal
	11922.5	34.7	17.3	52.0	74.0	-22.0	Peak	Horizontal
	15645.5	31.8	18.9	50.7	74.0	-23.3	Peak	Horizontal
*	8786.0	38.9	13.3	52.2	68.2	-16.0	Peak	Vertical
*	10035.5	34.1	16.7	50.8	68.2	-17.4	Peak	Vertical
	11582.5	32.9	17.7	50.6	74.0	-23.4	Peak	Vertical
	15781.5	31.4	18.8	50.2	74.0	-23.8	Peak	Vertical

Note 1: "*" is not in restricted band, its limit is -27dBm/MHz. At a distance of 3 meters, the field strength limit in dBμV/m can be determined by adding a "conversion" factor of 95.2dB to the EIRP limit of -27dBm/MHzto obtain the limit for out of band spurious emissions.

Note 2: Measure Level (dBμV/m) = Reading Level (dBμV) + Factor (dB)

Factor (dB) = Cable Loss (dB) + Antenna Factor (dB/m) - Pre_Amplifier Gain (dB)

Product	2.4GHz/5GHz WiFi + Bluetooth Combination Module	Temperature	26°C
Test Engineer	Dandy Li	Relative Humidity	57 %
Test Site	AC1	Test Date	2018/12/21
Test Mode:	802.11ac-VHT40	Test Channel:	134
Remark:	1. Average measurement was not performed if peak level lower than average limit. 2. Other frequency was 20dB below limit line within 1-18GHz, there is not show in the report.		

Mark	Frequency (MHz)	Reading Level (dBμV)	Factor (dB)	Measure Level (dBμV/m)	Limit (dBμV/m)	Margin (dB)	Detector	Polarization
*	8769.0	33.5	13.2	46.7	68.2	-21.5	Peak	Horizontal
*	10001.5	35.1	16.7	51.8	68.2	-16.4	Peak	Horizontal
	11480.5	32.4	17.8	50.2	74.0	-23.8	Peak	Horizontal
	15841.0	30.8	18.9	49.7	74.0	-24.3	Peak	Horizontal
*	8769.0	39.7	13.2	52.9	68.2	-15.3	Peak	Vertical
*	10231.0	34.2	17.1	51.3	68.2	-16.9	Peak	Vertical
	11582.5	32.4	17.7	50.1	74.0	-23.9	Peak	Vertical
	15815.5	31.7	18.8	50.5	74.0	-23.5	Peak	Vertical

Note 1: "*" is not in restricted band, its limit is -27dBm/MHz. At a distance of 3 meters, the field strength limit in dBμV/m can be determined by adding a "conversion" factor of 95.2dB to the EIRP limit of -27dBm/MHzto obtain the limit for out of band spurious emissions.

Note 2: Measure Level (dBμV/m) = Reading Level (dBμV) + Factor (dB)

Factor (dB) = Cable Loss (dB) + Antenna Factor (dB/m) - Pre_Amplifier Gain (dB)

Product	2.4GHz/5GHz WiFi + Bluetooth Combination Module	Temperature	26°C
Test Engineer	Dandy Li	Relative Humidity	57 %
Test Site	AC1	Test Date	2018/12/21
Test Mode:	802.11ac-VHT40	Test Channel:	151
Remark:	1. Average measurement was not performed if peak level lower than average limit. 2. Other frequency was 20dB below limit line within 1-18GHz, there is not show in the report.		

Mark	Frequency (MHz)	Reading Level (dBμV)	Factor (dB)	Measure Level (dBμV/m)	Limit (dBμV/m)	Margin (dB)	Detector	Polarization
*	8769.0	39.1	13.2	52.3	68.2	-15.9	Peak	Horizontal
*	9865.5	33.9	16.7	50.6	68.2	-17.6	Peak	Horizontal
	11438.0	32.7	17.8	50.5	74.0	-23.5	Peak	Horizontal
	15943.0	31.8	18.8	50.6	74.0	-23.4	Peak	Horizontal
*	8837.0	33.5	13.2	46.7	68.2	-21.5	Peak	Vertical
*	10384.0	34.5	17.4	51.9	68.2	-16.3	Peak	Vertical
	12109.5	33.0	17.5	50.5	74.0	-23.5	Peak	Vertical
	16036.5	31.8	18.8	50.6	74.0	-23.4	Peak	Vertical

Note 1: "*" is not in restricted band, its limit is -27dBm/MHz. At a distance of 3 meters, the field strength limit in dBμV/m can be determined by adding a "conversion" factor of 95.2dB to the EIRP limit of -27dBm/MHzto obtain the limit for out of band spurious emissions.

Note 2: Measure Level (dBμV/m) = Reading Level (dBμV) + Factor (dB)

Factor (dB) = Cable Loss (dB) + Antenna Factor (dB/m) - Pre_Amplifier Gain (dB)

Product	2.4GHz/5GHz WiFi + Bluetooth Combination Module	Temperature	26°C
Test Engineer	Dandy Li	Relative Humidity	57 %
Test Site	AC1	Test Date	2018/12/21
Test Mode:	802.11ac-VHT40	Test Channel:	159
Remark:	1. Average measurement was not performed if peak level lower than average limit. 2. Other frequency was 20dB below limit line within 1-18GHz, there is not show in the report.		

Mark	Frequency (MHz)	Reading Level (dBμV)	Factor (dB)	Measure Level (dBμV/m)	Limit (dBμV/m)	Margin (dB)	Detector	Polarization
*	8769.0	39.1	13.2	52.3	68.2	-15.9	Peak	Horizontal
*	10018.5	35.0	16.6	51.6	68.2	-16.6	Peak	Horizontal
	11412.5	35.2	17.7	52.9	74.0	-21.1	Peak	Horizontal
	15790.0	31.4	18.8	50.2	74.0	-23.8	Peak	Horizontal
*	8769.0	40.6	13.2	53.8	68.2	-14.4	Peak	Vertical
*	9950.5	34.2	16.7	50.9	68.2	-17.3	Peak	Vertical
	11684.5	33.5	17.5	51.0	74.0	-23.0	Peak	Vertical
	15764.5	31.7	18.9	50.6	74.0	-23.4	Peak	Vertical

Note 1: "*" is not in restricted band, its limit is -27dBm/MHz. At a distance of 3 meters, the field strength limit in dBμV/m can be determined by adding a "conversion" factor of 95.2dB to the EIRP limit of -27dBm/MHzto obtain the limit for out of band spurious emissions.

Note 2: Measure Level (dBμV/m) = Reading Level (dBμV) + Factor (dB)

Factor (dB) = Cable Loss (dB) + Antenna Factor (dB/m) - Pre_Amplifier Gain (dB)

Product	2.4GHz/5GHz WiFi + Bluetooth Combination Module	Temperature	26°C
Test Engineer	Dandy Li	Relative Humidity	57 %
Test Site	AC1	Test Date	2018/12/21
Test Mode:	802.11ac-VHT80	Test Channel:	42
Remark:	1. Average measurement was not performed if peak level lower than average limit. 2. Other frequency was 20dB below limit line within 1-18GHz, there is not show in the report.		

Mark	Frequency (MHz)	Reading Level (dBμV)	Factor (dB)	Measure Level (dBμV/m)	Limit (dBμV/m)	Margin (dB)	Detector	Polarization
*	8811.5	38.4	13.3	51.7	68.2	-16.5	Peak	Horizontal
*	10222.5	35.0	17.1	52.1	68.2	-16.1	Peak	Horizontal
	11370.0	34.7	17.6	52.3	74.0	-21.7	Peak	Horizontal
	15807.0	31.7	18.9	50.6	74.0	-23.4	Peak	Horizontal
*	8684.0	34.9	13.1	48.0	68.2	-20.2	Peak	Vertical
*	10078.0	32.7	17.0	49.7	68.2	-18.5	Peak	Vertical
	11684.5	33.1	17.5	50.6	74.0	-23.4	Peak	Vertical
	15773.0	31.8	18.9	50.7	74.0	-23.3	Peak	Vertical

Note 1: "*" is not in restricted band, its limit is -27dBm/MHz. At a distance of 3 meters, the field strength limit in dBμV/m can be determined by adding a "conversion" factor of 95.2dB to the EIRP limit of -27dBm/MHzto obtain the limit for out of band spurious emissions.

Note 2: Measure Level (dBμV/m) = Reading Level (dBμV) + Factor (dB)

Factor (dB) = Cable Loss (dB) + Antenna Factor (dB/m) - Pre_Amplifier Gain (dB)

Product	2.4GHz/5GHz WiFi + Bluetooth Combination Module	Temperature	26°C
Test Engineer	Dandy Li	Relative Humidity	57 %
Test Site	AC1	Test Date	2018/12/21
Test Mode:	802.11ac-VHT80	Test Channel:	58
Remark:	1. Average measurement was not performed if peak level lower than average limit. 2. Other frequency was 20dB below limit line within 1-18GHz, there is not show in the report.		

Mark	Frequency (MHz)	Reading Level (dBμV)	Factor (dB)	Measure Level (dBμV/m)	Limit (dBμV/m)	Margin (dB)	Detector	Polarization
*	8743.5	34.0	13.1	47.1	68.2	-21.1	Peak	Horizontal
*	9942.0	32.7	16.8	49.5	68.2	-18.7	Peak	Horizontal
	11633.5	33.4	17.6	51.0	74.0	-23.0	Peak	Horizontal
	15705.0	33.2	18.9	52.1	74.0	-21.9	Peak	Horizontal
*	8692.5	34.0	13.0	47.0	68.2	-21.2	Peak	Vertical
*	9899.5	33.2	16.6	49.8	68.2	-18.4	Peak	Vertical
	11531.5	33.3	17.8	51.1	74.0	-22.9	Peak	Vertical
	15705.0	31.9	18.9	50.8	74.0	-23.2	Peak	Vertical

Note 1: "*" is not in restricted band, its limit is -27dBm/MHz. At a distance of 3 meters, the field strength limit in dBμV/m can be determined by adding a "conversion" factor of 95.2dB to the EIRP limit of -27dBm/MHzto obtain the limit for out of band spurious emissions.

Note 2: Measure Level (dBμV/m) = Reading Level (dBμV) + Factor (dB)

Factor (dB) = Cable Loss (dB) + Antenna Factor (dB/m) - Pre_Amplifier Gain (dB)

Product	2.4GHz/5GHz WiFi + Bluetooth Combination Module	Temperature	26°C
Test Engineer	Dandy Li	Relative Humidity	57 %
Test Site	AC1	Test Date	2018/12/21
Test Mode:	802.11ac-VHT80	Test Channel:	106
Remark:	1. Average measurement was not performed if peak level lower than average limit. 2. Other frequency was 20dB below limit line within 1-18GHz, there is not show in the report.		

Mark	Frequency (MHz)	Reading Level (dBμV)	Factor (dB)	Measure Level (dBμV/m)	Limit (dBμV/m)	Margin (dB)	Detector	Polarization
*	8777.5	37.8	13.2	51.0	68.2	-17.2	Peak	Horizontal
*	9993.0	34.3	16.7	51.0	68.2	-17.2	Peak	Horizontal
	12050.0	34.5	17.4	51.9	74.0	-22.1	Peak	Horizontal
	15841.0	31.5	18.9	50.4	74.0	-23.6	Peak	Horizontal
*	8777.5	39.4	13.2	52.6	68.2	-15.6	Peak	Vertical
*	10001.5	35.6	16.7	52.3	68.2	-15.9	Peak	Vertical
	11956.5	34.9	17.3	52.2	74.0	-21.8	Peak	Vertical
	15892.0	31.5	18.8	50.3	74.0	-23.7	Peak	Vertical

Note 1: "*" is not in restricted band, its limit is -27dBm/MHz. At a distance of 3 meters, the field strength limit in dBμV/m can be determined by adding a "conversion" factor of 95.2dB to the EIRP limit of -27dBm/MHzto obtain the limit for out of band spurious emissions.

Note 2: Measure Level (dBμV/m) = Reading Level (dBμV) + Factor (dB)

Factor (dB) = Cable Loss (dB) + Antenna Factor (dB/m) - Pre_Amplifier Gain (dB)

Product	2.4GHz/5GHz WiFi + Bluetooth Combination Module	Temperature	26°C
Test Engineer	Dandy Li	Relative Humidity	57 %
Test Site	AC1	Test Date	2018/12/21
Test Mode:	802.11ac-VHT80	Test Channel:	122
Remark:	1. Average measurement was not performed if peak level lower than average limit. 2. Other frequency was 20dB below limit line within 1-18GHz, there is not show in the report.		

Mark	Frequency (MHz)	Reading Level (dBμV)	Factor (dB)	Measure Level (dBμV/m)	Limit (dBμV/m)	Margin (dB)	Detector	Polarization
*	8786.0	39.3	13.3	52.6	68.2	-15.6	Peak	Horizontal
*	10001.5	34.6	16.7	51.3	68.2	-16.9	Peak	Horizontal
	12305.0	34.4	17.3	51.7	74.0	-22.3	Peak	Horizontal
	15807.0	31.8	18.9	50.7	74.0	-23.3	Peak	Horizontal
*	8845.5	34.8	13.3	48.1	68.2	-20.1	Peak	Vertical
*	10078.0	32.0	17.0	49.0	68.2	-19.2	Peak	Vertical
	12262.5	33.8	17.4	51.2	74.0	-22.8	Peak	Vertical
	15824.0	31.6	18.7	50.3	74.0	-23.7	Peak	Vertical

Note 1: "*" is not in restricted band, its limit is -27dBm/MHz. At a distance of 3 meters, the field strength limit in dBμV/m can be determined by adding a "conversion" factor of 95.2dB to the EIRP limit of -27dBm/MHzto obtain the limit for out of band spurious emissions.

Note 2: Measure Level (dBμV/m) = Reading Level (dBμV) + Factor (dB)

Factor (dB) = Cable Loss (dB) + Antenna Factor (dB/m) - Pre_Amplifier Gain (dB)

Product	2.4GHz/5GHz WiFi + Bluetooth Combination Module	Temperature	26°C
Test Engineer	Dandy Li	Relative Humidity	57 %
Test Site	AC1	Test Date	2018/12/21
Test Mode:	802.11ac-VHT80	Test Channel:	155
Remark:	1. Average measurement was not performed if peak level lower than average limit. 2. Other frequency was 20dB below limit line within 1-18GHz, there is not show in the report.		

Mark	Frequency (MHz)	Reading Level (dBμV)	Factor (dB)	Measure Level (dBμV/m)	Limit (dBμV/m)	Margin (dB)	Detector	Polarization
*	8769.0	41.4	13.2	54.6	68.2	-13.6	Peak	Horizontal
*	10273.5	34.5	17.2	51.7	68.2	-16.5	Peak	Horizontal
	11786.5	33.5	17.3	50.8	74.0	-23.2	Peak	Horizontal
	15832.5	32.8	18.8	51.6	74.0	-22.4	Peak	Horizontal
*	8769.0	38.6	13.2	51.8	68.2	-16.4	Peak	Vertical
*	10001.5	35.8	16.7	52.5	68.2	-15.7	Peak	Vertical
	11004.5	35.2	18.1	53.3	74.0	-20.7	Peak	Vertical
	15985.5	32.7	18.8	51.5	74.0	-22.5	Peak	Vertical

Note 1: "*" is not in restricted band, its limit is -27dBm/MHz. At a distance of 3 meters, the field strength limit in dBμV/m can be determined by adding a "conversion" factor of 95.2dB to the EIRP limit of -27dBm/MHzto obtain the limit for out of band spurious emissions.

Note 2: Measure Level (dBμV/m) = Reading Level (dBμV) + Factor (dB)

Factor (dB) = Cable Loss (dB) + Antenna Factor (dB/m) - Pre_Amplifier Gain (dB)

The Worst Case of Radiated Emission below 1GHz:

Site: AC1	Time: 2018/12/20 - 15:43
Limit: FCC_Part15.209_RE(3m)	Engineer: David Lv
Probe: VULB 9168 _20-2000MHz	Polarity: Horizontal
EUT: 2.4GHz/5GHz WiFi + Bluetooth Combination Module	Power: AC 120V/60Hz
Test Mode: There is the worst case within frequency range 30MHz~1GHz	

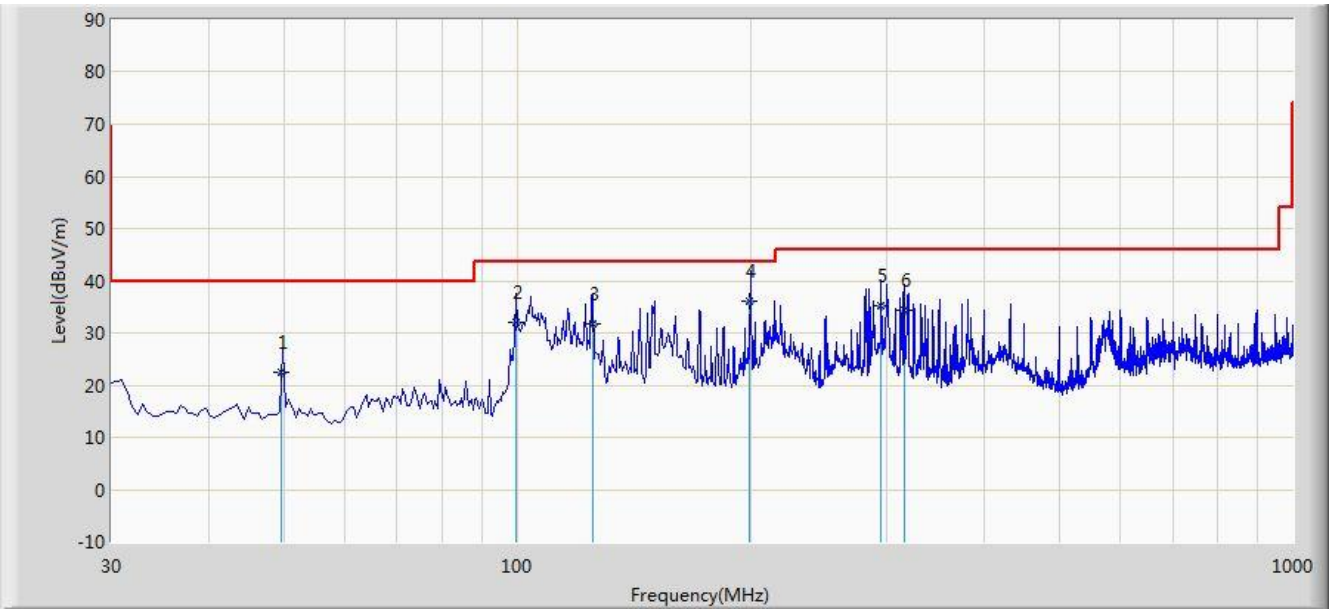

No	Flag	Mark	Frequency (MHz)	Measure Level (dBuV/m)	Reading Level (dBuV)	Over Limit (dB)	Limit (dBuV/m)	Factor (dB)	Type
1			49.770	22.485	8.291	-17.515	40.000	14.194	QP
2			99.790	31.932	20.871	-11.568	43.500	11.061	QP
3			125.116	31.663	18.119	-11.837	43.500	13.544	QP
4		*	199.620	36.119	24.891	-7.381	43.500	11.227	QP
5			294.790	35.265	20.998	-10.735	46.000	14.267	QP
6			315.220	34.472	19.662	-11.528	46.000	14.810	QP

Note 1: Measure Level (dBμV/m) = Reading Level (dBμV) + Factor (dB)

Factor (dB) = Cable Loss (dB) + Antenna Factor (dB/m)

Note 2: The test trace is same as the ambient noise and the amplitude of the emissions are attenuated more than 20dB below the permissible (the test frequency range: 9kHz ~ 30MHz, 18GHz ~ 40GHz), therefore no data appear in the report.

Site: AC1	Time: 2018/12/20 - 15:55
Limit: FCC_Part15.209_RE(3m)	Engineer: David Lv
Probe: VULB 9168 _20-2000MHz	Polarity: Vertical
EUT: 2.4GHz/5GHz WiFi + Bluetooth Combination Module	Power: AC 120V/60Hz
Test Mode: There is the worst case within frequency range 30MHz~1GHz	

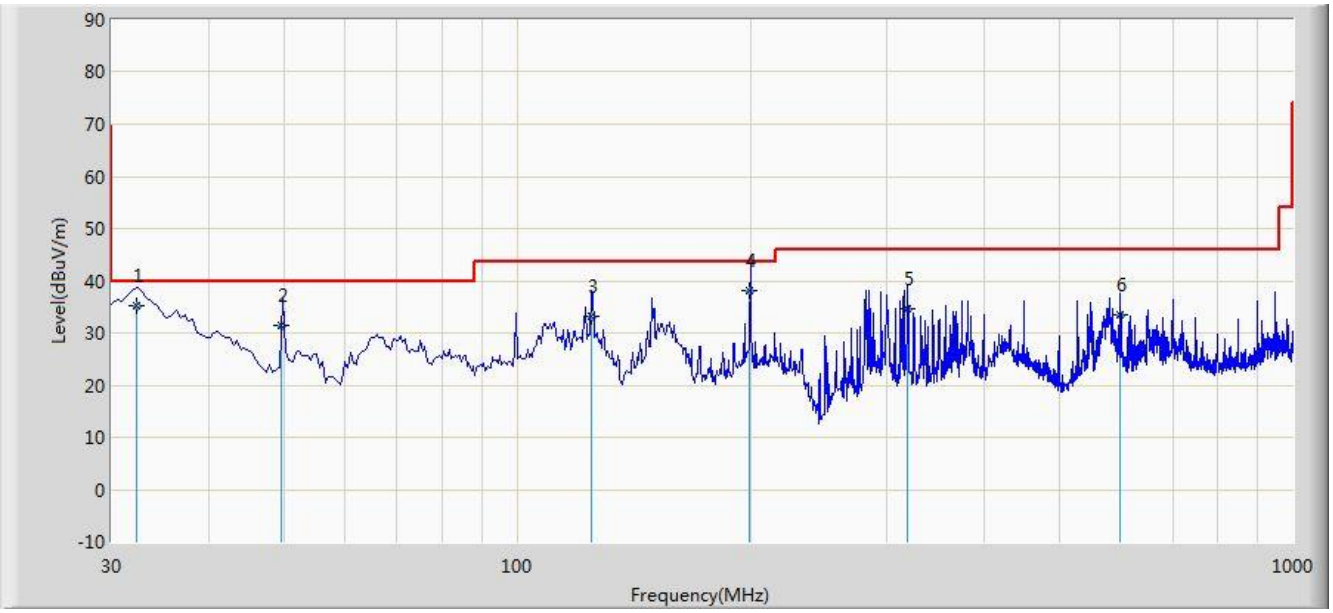

No	Flag	Mark	Frequency (MHz)	Measure Level (dBuV/m)	Reading Level (dBuV)	Over Limit (dB)	Limit (dBuV/m)	Factor (dB)	Type
1		*	32.310	35.119	21.292	-4.881	40.000	13.827	QP
2			49.772	31.422	17.228	-8.578	40.000	14.194	QP
3			124.445	33.176	19.672	-10.324	43.500	13.504	QP
4			199.660	38.047	26.821	-5.453	43.500	11.226	QP
5			318.470	34.679	19.776	-11.321	46.000	14.903	QP
6			599.400	33.341	12.772	-12.659	46.000	20.569	QP

Note 1: Measure Level (dBμV/m) = Reading Level (dBμV) + Factor (dB)

Factor (dB) = Cable Loss (dB) + Antenna Factor (dB/m)

Note 2: The test trace is same as the ambient noise and the amplitude of the emissions are attenuated more than 20dB below the permissible (the test frequency range: 9kHz ~ 30MHz, 18GHz ~ 40GHz), therefore no data appear in the report.

7.9. Radiated Restricted Band Edge Measurement

7.9.1.Test Limit

For 15.205 requirement:

Radiated emissions which fall in the restricted bands, as defined in Section 15.205(a) of FCC part 15, must also comply with the radiated emission limits specified in Section 15.209(a).

Frequency (MHz)	Frequency (MHz)	Frequency (MHz)	Frequency (GHz)
0.090 - 0.110	16.42 - 16.423	399.9 - 410	4.5 - 5.15
[1] 0.495 - 0.505	16.69475 - 16.69525	608 - 614	5.35 - 5.46
2.1735 - 2.1905	16.80425 - 16.80475	960 - 1240	7.25 - 7.75
4.125 - 4.128	25.5 - 25.67	1300 - 1427	8.025 - 8.5
4.17725 - 4.17775	37.5 - 38.25	1435 - 1626.5	9.0 - 9.2
4.20725 - 4.20775	73 - 74.6	1645.5 - 1646.5	9.3 - 9.5
6.215 - 6.218	74.8 - 75.2	1660 - 1710	10.6 - 12.7
6.26775 - 6.26825	108 - 121.94	1718.8 - 1722.2	13.25 - 13.4
6.31175 - 6.31225	123 - 138	2200 - 2300	14.47 - 14.5
8.291 - 8.294	149.9 - 150.05	2310 - 2390	15.35 - 16.2
8.362 - 8.366	156.52475 - 156.525	2483.5 - 2500	17.7 - 21.4
8.37625 - 8.38675	156.7 - 156.9	2690 - 2900	22.01 - 23.12
8.41425 - 8.41475	162.0125 - 167.17	3260 - 3267	23.6 - 24.0
12.29 - 12.293	167.72 - 173.2	3332 - 3339	31.2 - 31.8
12.51975 - 12.52025	240 - 285	3345.8 - 3358	36.43 - 36.5
12.57675 - 12.57725	322 - 335.4	3600 - 4400	([2])
13.36 - 13.41	--	--	--

For 15.407(b) requirement:

For transmitters operating in the 5.15-5.25 GHz band: All emissions outside of the 5.15-5.35 GHz band shall not exceed an e.i.r.p. of -27 dBm/MHz.

For transmitters operating in the 5.25-5.35 GHz band: All emissions outside of the 5.15-5.35 GHz band shall not exceed an e.i.r.p. of -27 dBm/MHz.

For transmitters operating in the 5.47-5.725 GHz band: All emissions outside of the 5.47-5.725 GHz band shall not exceed an e.i.r.p. of -27 dBm/MHz.

For transmitters operating in the 5.725-5.85 GHz band: All emissions shall be limited to a level of −27 dBm/MHzat 75 MHzor more above or below the band edge increasing linearly to 10 dBm/MHzat 25 MHzabove or below the band edge, and from 25 MHzabove or below the band edge increasing linearly to a level of 15.6 dBm/MHzat 5 MHzabove or below the band edge, and from 5 MHzabove or below the band edge increasing linearly to a level of 27 dBm/MHzat the band edge.

Refer to KDB 789033 D02v02r01 G)2)c), as specified in § 15.407(b), emissions above 1000 MHzthat are outside of the restricted bands are subject to a maximum emission limit of -27 dBm/MHz(or -17 dBm/MHzas specified in § 15.407(b)(4)). However, an out-of-band emission that complies with both the peak and average limits of § 15.209 is not required to satisfy the -27 dBm/MHzor -17 dBm/MHzmaximum emission limit.

All out of band emissions appearing in a restricted band as specified in Section 15.205 of the Title 47CFR must not exceed the limits shown in Table per Section 15.209.

FCC Part 15 Subpart C Paragraph 15.209		
Frequency [MHz]	Field Strength [uV/m]	Measured Distance [Meters]
0.009 - 0.490	2400/F (kHz)	300
0.490 - 1.705	24000/F (kHz)	30
1.705 - 30	30	30
30 - 88	100	3
88 - 216	150	3
216 - 960	200	3
Above 960	500	3

7.9.2.Test Procedure Used

ANSI C63.10 Section 6.3 (General Requirements)

ANSI C63.10 Section 6.6 (Standard test method above 1GHz)

7.9.3.Test Setting

Peak Measurements above 1GHz

1. Analyzer center frequency was set to the frequency of the radiated spurious emission of interest

2. RBW = 1MHz

3. VBW = 3MHz

4. Detector = peak

5. Sweep time = auto couple

6. Trace mode = max hold

7. Trace was allowed to stabilize

Average Measurements above 1GHz (Method VB)

1. Analyzer center frequency was set to the frequency of the radiated spurious emission of interest

2. RBW = 1MHz

3. VBW If the EUT is configured to transmit with duty cycle ≥ 98%, set VBW ≤ RBW/100 (i.e., 10 kHz) but not less than 10 Hz. If the EUT duty cycle is < 98%, set VBW ≥ 1/T

4. Detector = Peak

5. Sweep time = auto

6. Allow max hold to run for at least 50 traces if the transmitted signal is continuous or has at least 98% duty cycle. For lower duty cycles, increase the minimum number of traces by a factor of 1/x, where x is the duty cycle.

7.9.4.Test Setup

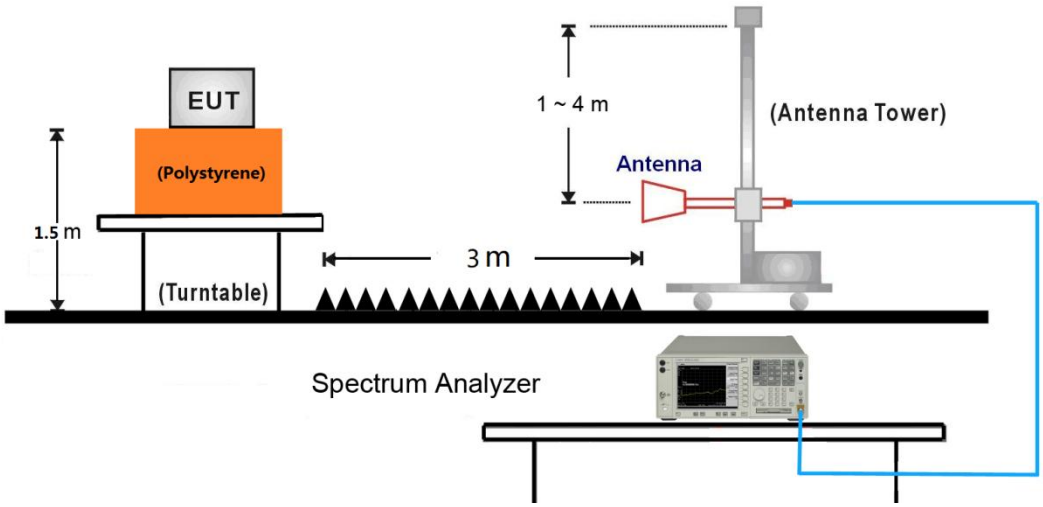

7.9.5.Test Result

Site: AC1	Time: 2018/12/18 - 21:24
Limit: FCC_Part15.209_RE(3m)	Engineer: Bacon Dong
Probe: BBHA9120D_1-18GHz	Polarity: Horizontal
EUT: 2.4GHz/5GHz WiFi + Bluetooth Combination Module	Power: AC 120V/60Hz
Test Mode: Transmit by 802.11a at Channel 5180MHz	

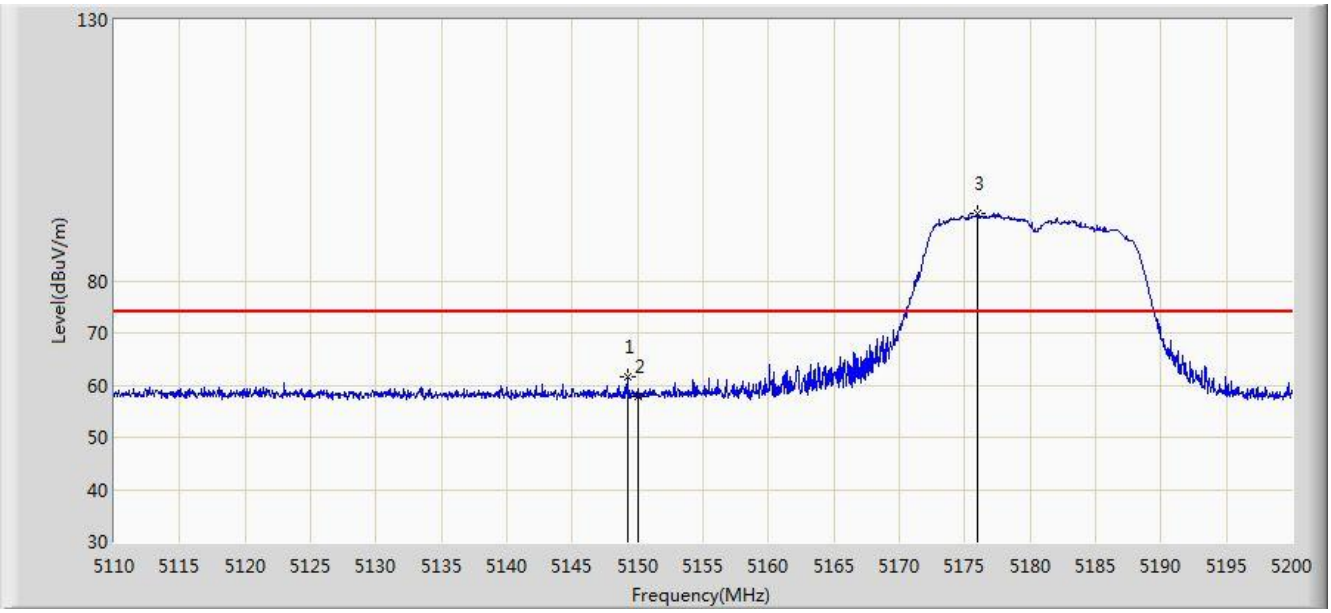

No	Flag	Mark	Frequency (MHz)	Measure Level (dBuV/m)	Reading Level (dBuV)	Over Limit (dB)	Limit (dBuV/m)	Factor (dB)	Type
1			5149.195	61.491	54.930	-12.509	74.000	6.561	PK
2			5150.000	57.793	51.231	-16.207	74.000	6.562	PK
3		*	5175.970	92.942	86.466	N/A	N/A	6.476	PK

Note: Measure Level (dBμV/m) = Reading Level (dBμV) + Factor (dB)

Factor (dB) = Cable Loss (dB) + Antenna Factor (dB/m) - Pre_Amplifier Gain (dB)

Site: AC1	Time: 2018/12/18 - 22:01
Limit: FCC_Part15.209_RE(3m)	Engineer: Bacon Dong
Probe: BBHA9120D_1-18GHz	Polarity: Horizontal
EUT: 2.4GHz/5GHz WiFi + Bluetooth Combination Module	Power: AC 120V/60Hz
Test Mode: Transmit by 802.11a at Channel 5180MHz	

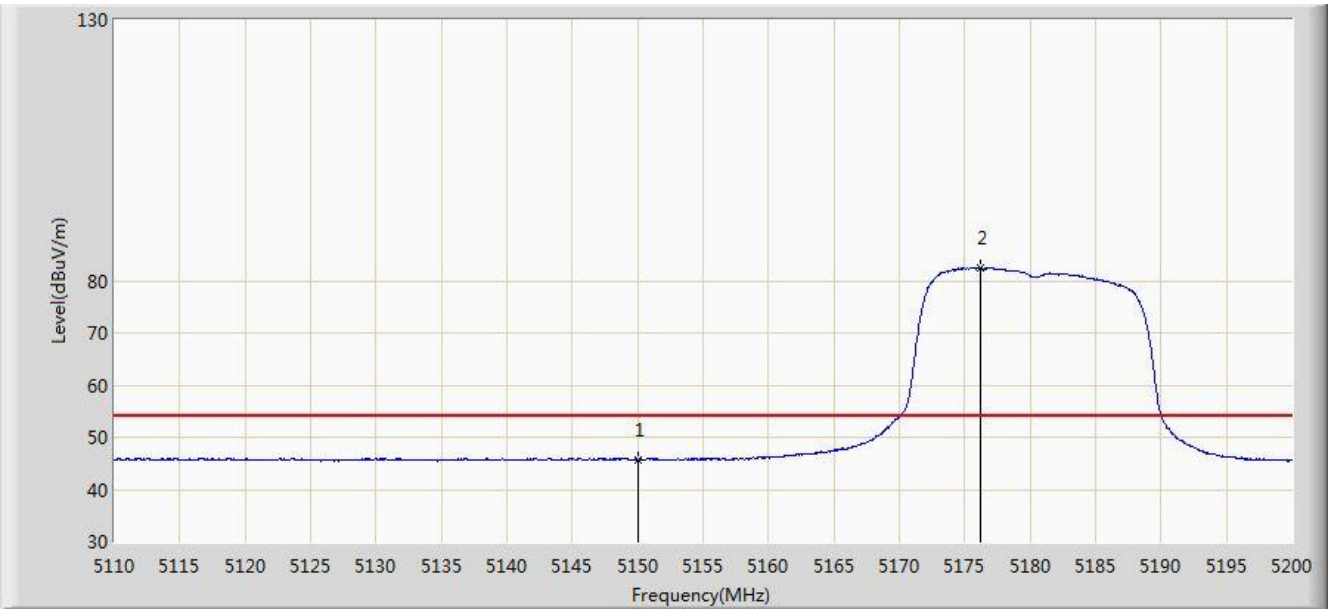

No	Flag	Mark	Frequency (MHz)	Measure Level (dBuV/m)	Reading Level (dBuV)	Over Limit (dB)	Limit (dBuV/m)	Factor (dB)	Type
1			5150.000	45.709	39.147	-8.291	54.000	6.562	AV
2		*	5176.240	82.563	76.089	N/A	N/A	6.474	AV

Note: Measure Level (dBµV/m) = Reading Level (dBµV) + Factor (dB)

Factor (dB) = Cable Loss (dB) + Antenna Factor (dB/m) - Pre_Amplifier Gain (dB)

Site: AC1	Time: 2018/12/18 - 22:03
Limit: FCC_Part15.209_RE(3m)	Engineer: Bacon Dong
Probe: BBHA9120D_1-18GHz	Polarity: Vertical
EUT: 2.4GHz/5GHz WiFi + Bluetooth Combination Module	Power: AC 120V/60Hz
Test Mode: Transmit by 802.11a at Channel 5180MHz	

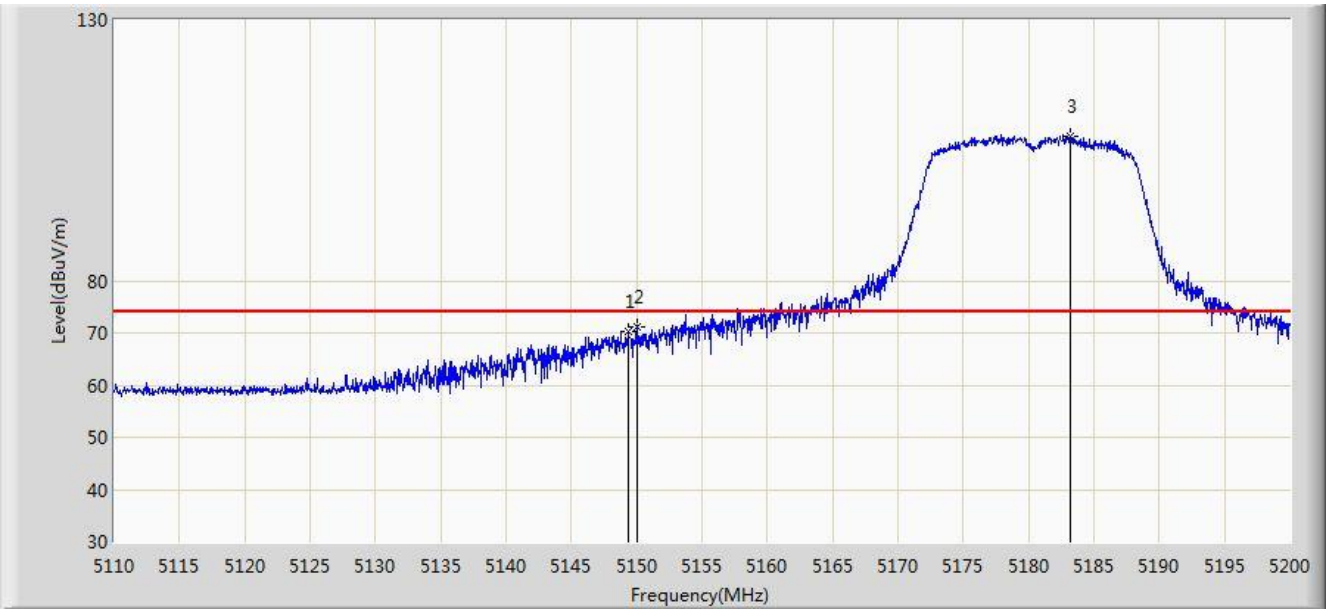

No	Flag	Mark	Frequency (MHz)	Measure Level (dBuV/m)	Reading Level (dBuV)	Over Limit (dB)	Limit (dBuV/m)	Factor (dB)	Type
1			5149.330	70.262	63.701	-3.738	74.000	6.560	PK
2			5150.000	71.226	64.664	-2.774	74.000	6.562	PK
3		*	5183.170	107.801	101.380	N/A	N/A	6.421	PK

Note: Measure Level (dBµV/m) = Reading Level (dBµV) + Factor (dB)

Factor (dB) = Cable Loss (dB) + Antenna Factor (dB/m) - Pre_Amplifier Gain (dB)

Site: AC1	Time: 2018/12/18 - 22:08
Limit: FCC_Part15.209_RE(3m)	Engineer: Bacon Dong
Probe: BBHA9120D_1-18GHz	Polarity: Vertical
EUT: 2.4GHz/5GHz WiFi + Bluetooth Combination Module	Power: AC 120V/60Hz
Test Mode: Transmit by 802.11a at Channel 5180MHz	

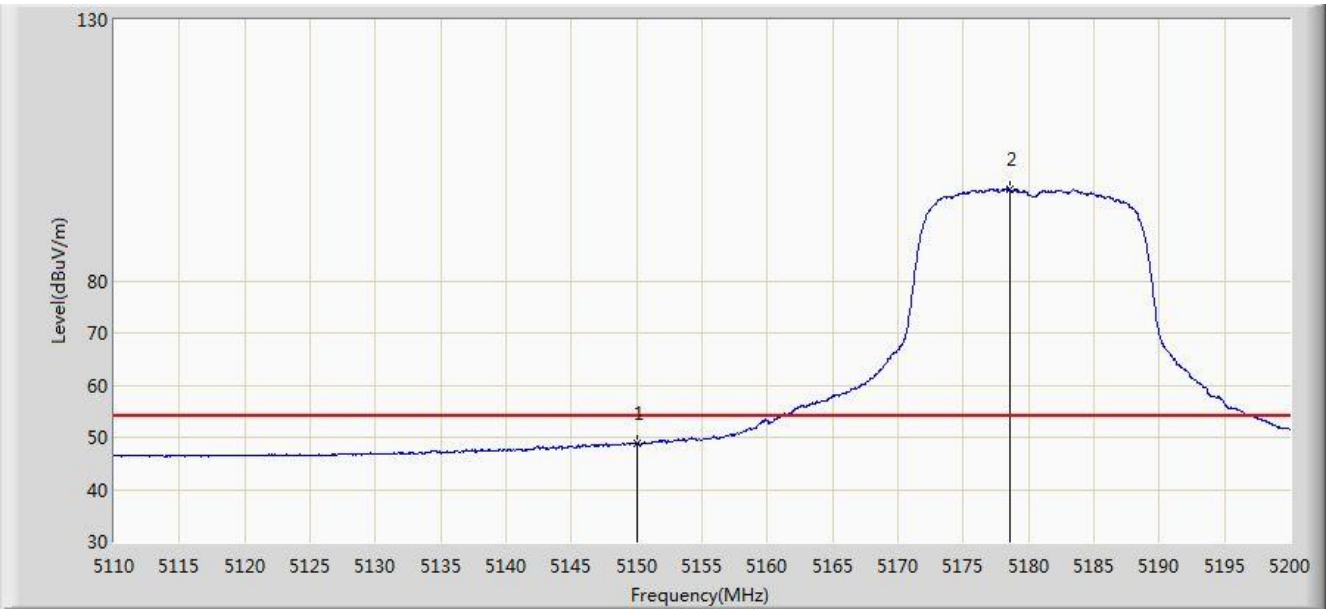

No	Flag	Mark	Frequency (MHz)	Measure Level (dBuV/m)	Reading Level (dBuV)	Over Limit (dB)	Limit (dBuV/m)	Factor (dB)	Type
1			5150.000	48.707	42.145	-5.293	54.000	6.562	AV
2		*	5178.535	97.633	91.177	N/A	N/A	6.456	AV

Note: Measure Level (dBμV/m) = Reading Level (dBμV) + Factor (dB)

Factor (dB) = Cable Loss (dB) + Antenna Factor (dB/m) - Pre_Amplifier Gain (dB)

Site: AC1	Time: 2018/12/18 - 22:12
Limit: FCC_Part15.209_RE(3m)	Engineer: Bacon Dong
Probe: BBHA9120D_1-18GHz	Polarity: Horizontal
EUT: 2.4GHz/5GHz WiFi + Bluetooth Combination Module	Power: AC 120V/60Hz
Test Mode: Transmit by 802.11a at Channel 5320MHz	

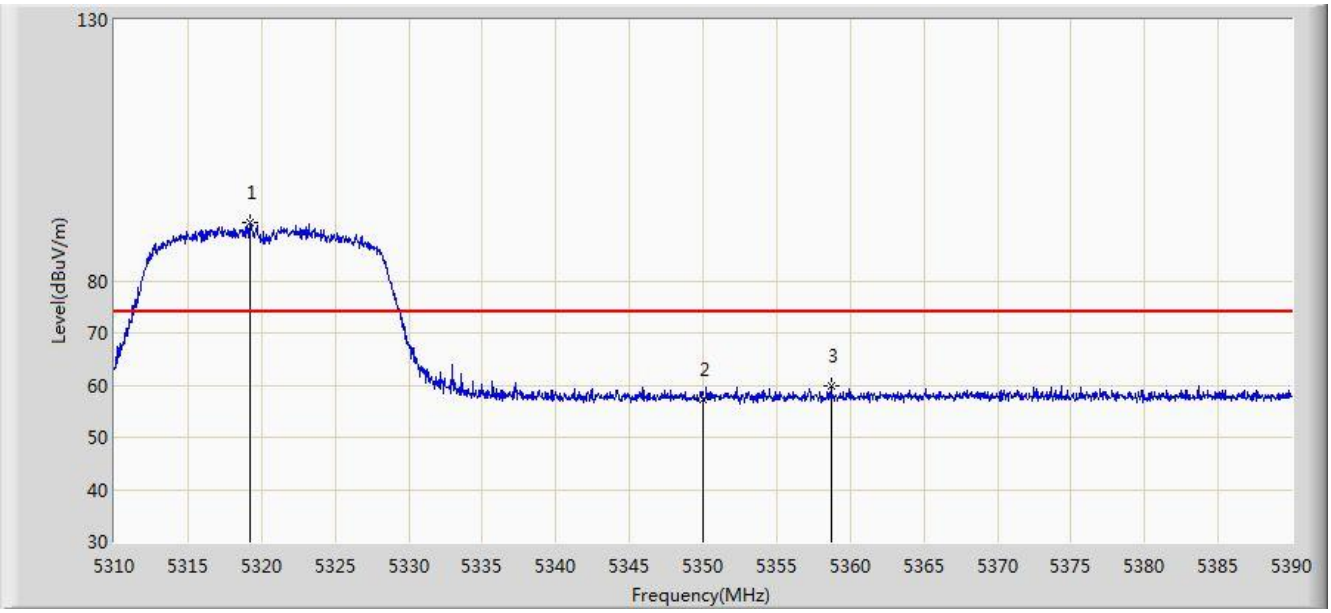

No	Flag	Mark	Frequency (MHz)	Measure Level (dBuV/m)	Reading Level (dBuV)	Over Limit (dB)	Limit (dBuV/m)	Factor (dB)	Type
1		*	5319.200	91.021	84.732	N/A	N/A	6.288	PK
2			5350.000	57.137	50.677	-16.863	74.000	6.460	PK
3			5358.680	59.891	53.397	-14.109	74.000	6.494	PK

Note: Measure Level (dBµV/m) = Reading Level (dBµV) + Factor (dB)

Factor (dB) = Cable Loss (dB) + Antenna Factor (dB/m) - Pre_Amplifier Gain (dB)

Site: AC1	Time: 2018/12/18 - 22:15
Limit: FCC_Part15.209_RE(3m)	Engineer: Bacon Dong
Probe: BBHA9120D_1-18GHz	Polarity: Horizontal
EUT: 2.4GHz/5GHz WiFi + Bluetooth Combination Module	Power: AC 120V/60Hz
Test Mode: Transmit by 802.11a at Channel 5320MHz	

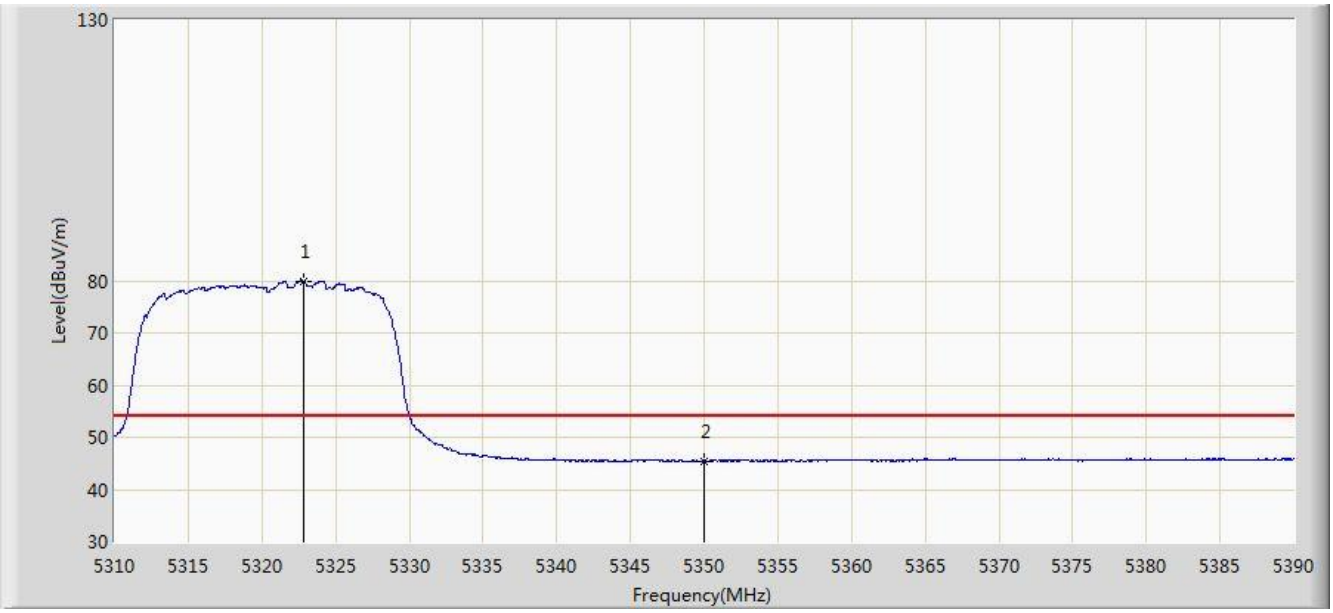

No	Flag	Mark	Frequency (MHz)	Measure Level (dBuV/m)	Reading Level (dBuV)	Over Limit (dB)	Limit (dBuV/m)	Factor (dB)	Type
1		*	5322.880	79.880	73.570	N/A	N/A	6.310	AV
2			5350.000	45.503	39.043	-8.497	54.000	6.460	AV

Note: Measure Level (dBµV/m) = Reading Level (dBµV) + Factor (dB)

Factor (dB) = Cable Loss (dB) + Antenna Factor (dB/m) - Pre_Amplifier Gain (dB)

Site: AC1	Time: 2018/12/18 - 22:17
Limit: FCC_Part15.209_RE(3m)	Engineer: Bacon Dong
Probe: BBHA9120D_1-18GHz	Polarity: Vertical
EUT: 2.4GHz/5GHz WiFi + Bluetooth Combination Module	Power: AC 120V/60Hz
Test Mode: Transmit by 802.11a at Channel 5320MHz	

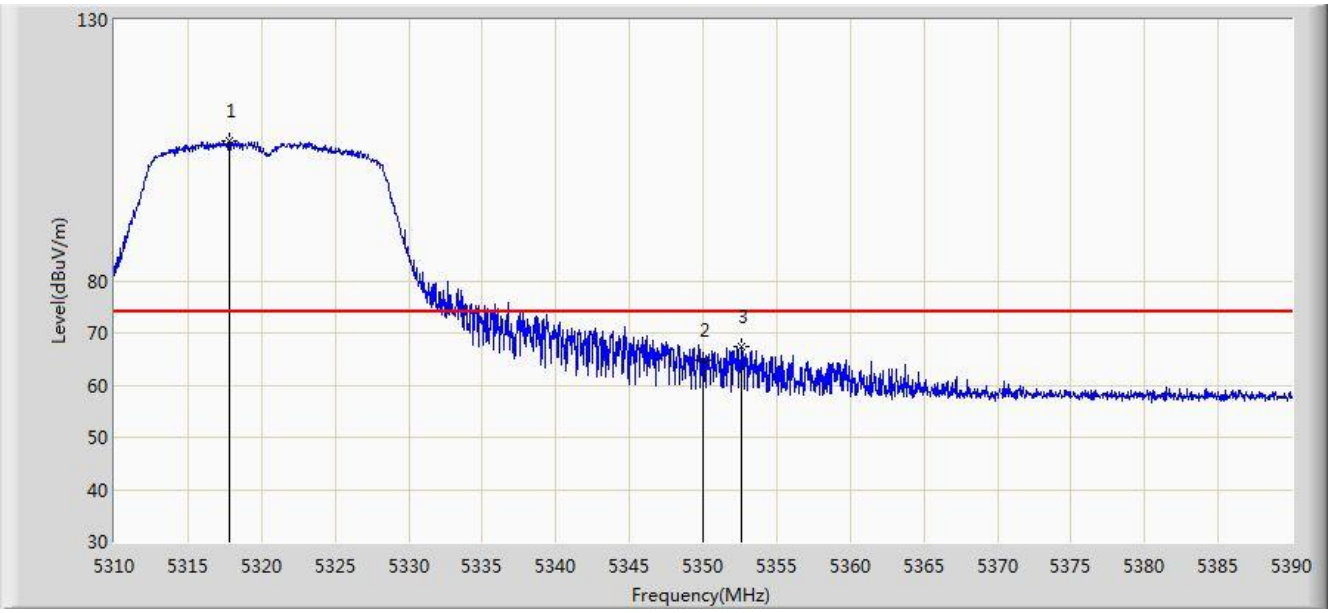

No	Flag	Mark	Frequency (MHz)	Measure Level (dBuV/m)	Reading Level (dBuV)	Over Limit (dB)	Limit (dBuV/m)	Factor (dB)	Type
1		*	5317.800	106.847	100.565	N/A	N/A	6.282	PK
2			5350.000	64.897	58.437	-9.103	74.000	6.460	PK
3			5352.640	67.516	61.043	-6.484	74.000	6.473	PK

Note: Measure Level (dBµV/m) = Reading Level (dBµV) + Factor (dB)

Factor (dB) = Cable Loss (dB) + Antenna Factor (dB/m) - Pre_Amplifier Gain (dB)

Site: AC1	Time: 2018/12/18 - 22:16
Limit: FCC_Part15.209_RE(3m)	Engineer: Bacon Dong
Probe: BBHA9120D_1-18GHz	Polarity: Vertical
EUT: 2.4GHz/5GHz WiFi + Bluetooth Combination Module	Power: AC 120V/60Hz
Test Mode: Transmit by 802.11a at Channel 5320MHz	

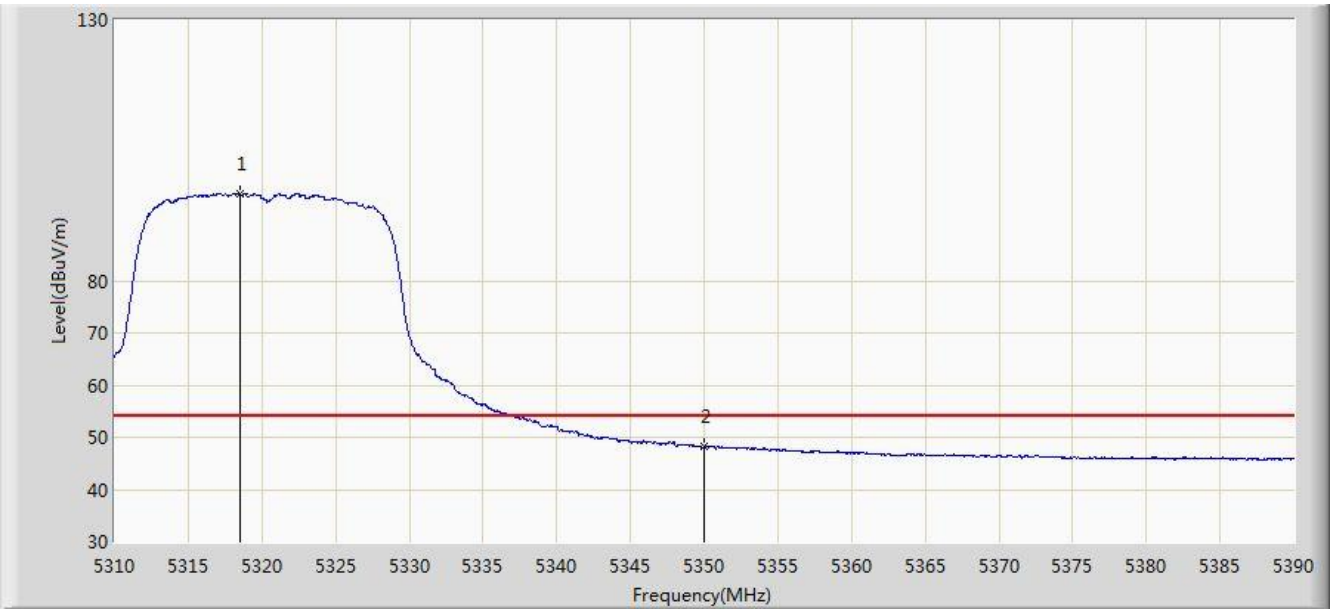

No	Flag	Mark	Frequency (MHz)	Measure Level (dBuV/m)	Reading Level (dBuV)	Over Limit (dB)	Limit (dBuV/m)	Factor (dB)	Type
1		*	5318.560	96.667	90.382	N/A	N/A	6.285	AV
2			5350.000	48.240	41.780	-5.760	54.000	6.460	AV

Note: Measure Level (dBμV/m) = Reading Level (dBμV) + Factor (dB)

Factor (dB) = Cable Loss (dB) + Antenna Factor (dB/m) - Pre_Amplifier Gain (dB)

Site: AC1	Time: 2018/12/18 - 23:06
Limit: FCC_Part15.209_RE(3m)	Engineer: Bacon Dong
Probe: BBHA9120D_1-18GHz	Polarity: Horizontal
EUT: 2.4GHz/5GHz WiFi + Bluetooth Combination Module	Power: AC 120V/60Hz
Test Mode: Transmit by 802.11a at Channel 5500MHz	

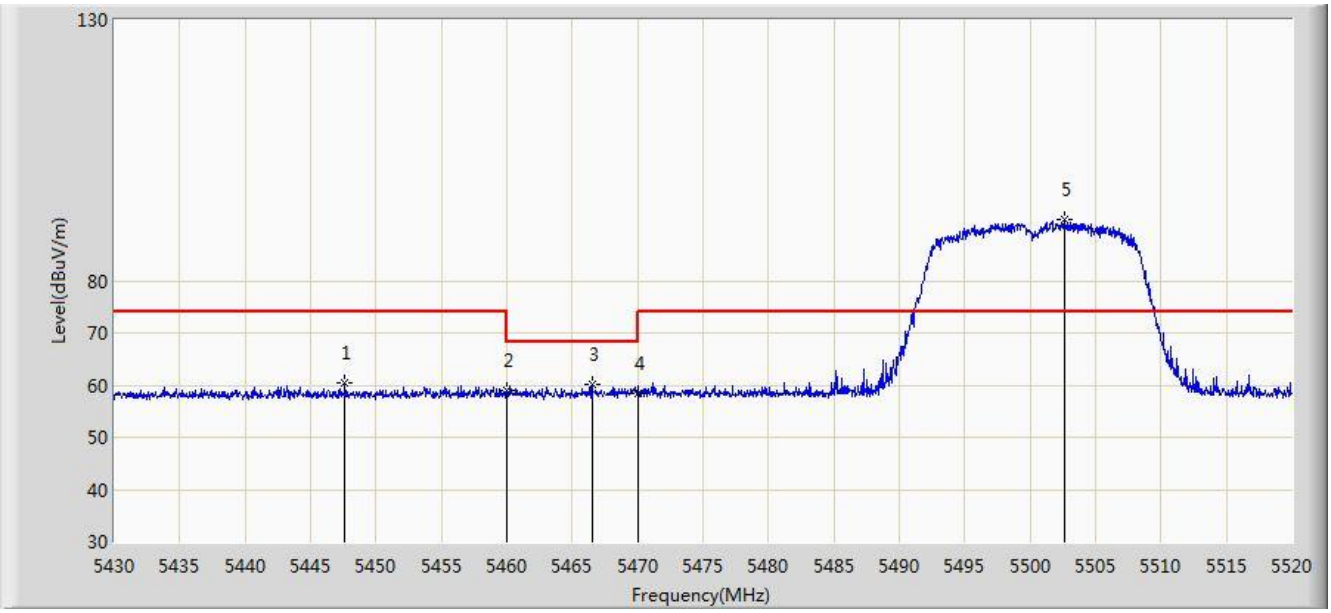

No	Flag	Mark	Frequency (MHz)	Measure Level (dBuV/m)	Reading Level (dBuV)	Over Limit (dB)	Limit (dBuV/m)	Factor (dB)	Type
1			5447.595	60.309	53.583	-13.691	74.000	6.726	PK
2			5460.000	58.912	52.110	-15.088	74.000	6.802	PK
3			5466.495	60.225	53.395	-7.975	68.200	6.830	PK
4			5470.000	58.335	51.490	-9.865	68.200	6.845	PK
5		*	5502.675	91.640	84.825	N/A	N/A	6.814	PK

Note: Measure Level (dBμV/m) = Reading Level (dBμV) + Factor (dB)

Factor (dB) = Cable Loss (dB) + Antenna Factor (dB/m) - Pre_Amplifier Gain (dB)

Site: AC1	Time: 2018/12/18 - 23:05
Limit: FCC_Part15.209_RE(3m)	Engineer: Bacon Dong
Probe: BBHA9120D_1-18GHz	Polarity: Horizontal
EUT: 2.4GHz/5GHz WiFi + Bluetooth Combination Module	Power: AC 120V/60Hz
Test Mode: Transmit by 802.11a at Channel 5500MHz	

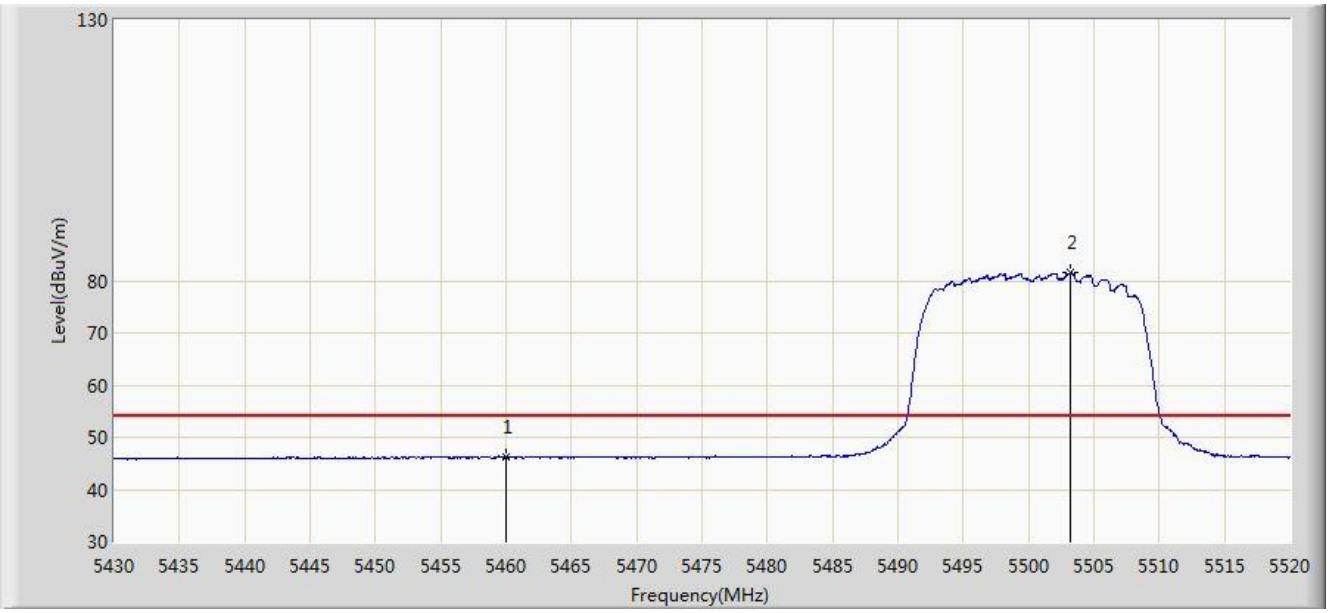

No	Flag	Mark	Frequency (MHz)	Measure Level (dBuV/m)	Reading Level (dBuV)	Over Limit (dB)	Limit (dBuV/m)	Factor (dB)	Type
1			5460.000	46.122	39.320	-7.878	54.000	6.802	AV
2		*	5503.215	81.498	74.684	N/A	N/A	6.814	AV

Note: Measure Level (dBμV/m) = Reading Level (dBμV) + Factor (dB)

Factor (dB) = Cable Loss (dB) + Antenna Factor (dB/m) - Pre_Amplifier Gain (dB)

Site: AC1	Time: 2018/12/18 - 23:02
Limit: FCC_Part15.209_RE(3m)	Engineer: Bacon Dong
Probe: BBHA9120D_1-18GHz	Polarity: Vertical
EUT: 2.4GHz/5GHz WiFi + Bluetooth Combination Module	Power: AC 120V/60Hz
Test Mode: Transmit by 802.11a at Channel 5500MHz	

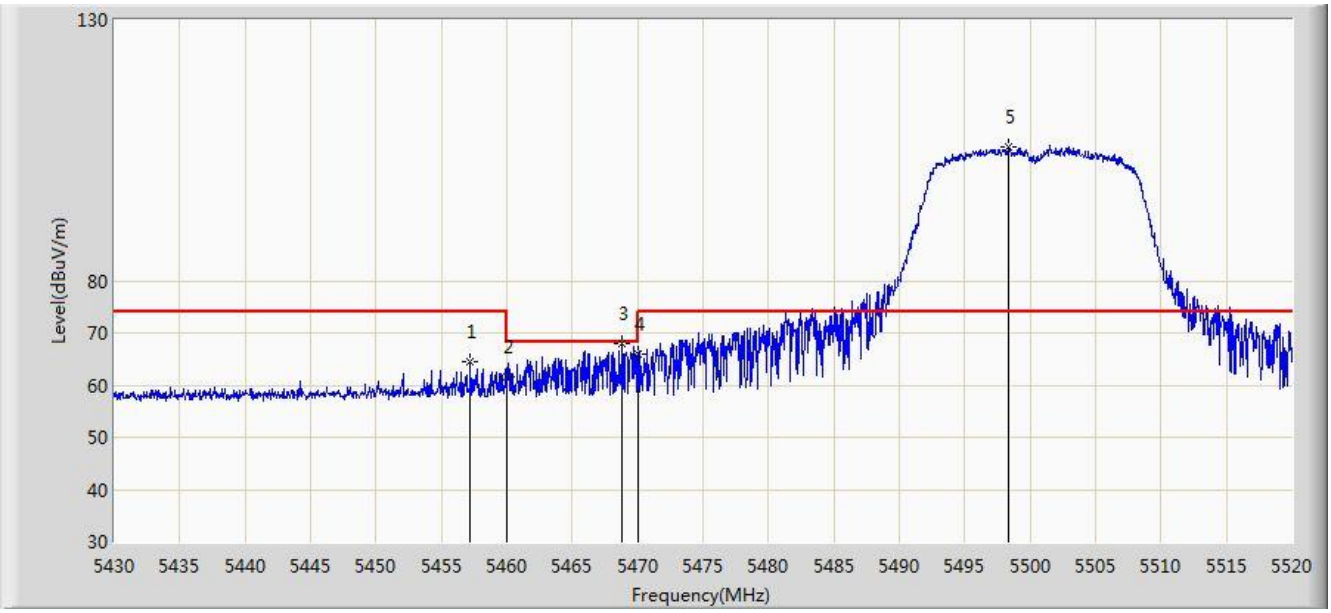

No	Flag	Mark	Frequency (MHz)	Measure Level (dBuV/m)	Reading Level (dBuV)	Over Limit (dB)	Limit (dBuV/m)	Factor (dB)	Type
1			5457.225	64.391	57.601	-9.609	74.000	6.790	PK
2			5460.000	61.520	54.718	-12.480	74.000	6.802	PK
3			5468.745	68.087	61.248	-0.113	68.200	6.840	PK
4			5470.000	66.027	59.182	-2.173	68.200	6.845	PK
5		*	5498.355	105.622	98.800	N/A	N/A	6.822	PK

Note: Measure Level (dBμV/m) = Reading Level (dBμV) + Factor (dB)

Factor (dB) = Cable Loss (dB) + Antenna Factor (dB/m) - Pre_Amplifier Gain (dB)

Site: AC1	Time: 2018/12/18 - 23:03
Limit: FCC_Part15.209_RE(3m)	Engineer: Bacon Dong
Probe: BBHA9120D_1-18GHz	Polarity: Vertical
EUT: 2.4GHz/5GHz WiFi + Bluetooth Combination Module	Power: AC 120V/60Hz
Test Mode: Transmit by 802.11a at Channel 5500MHz	

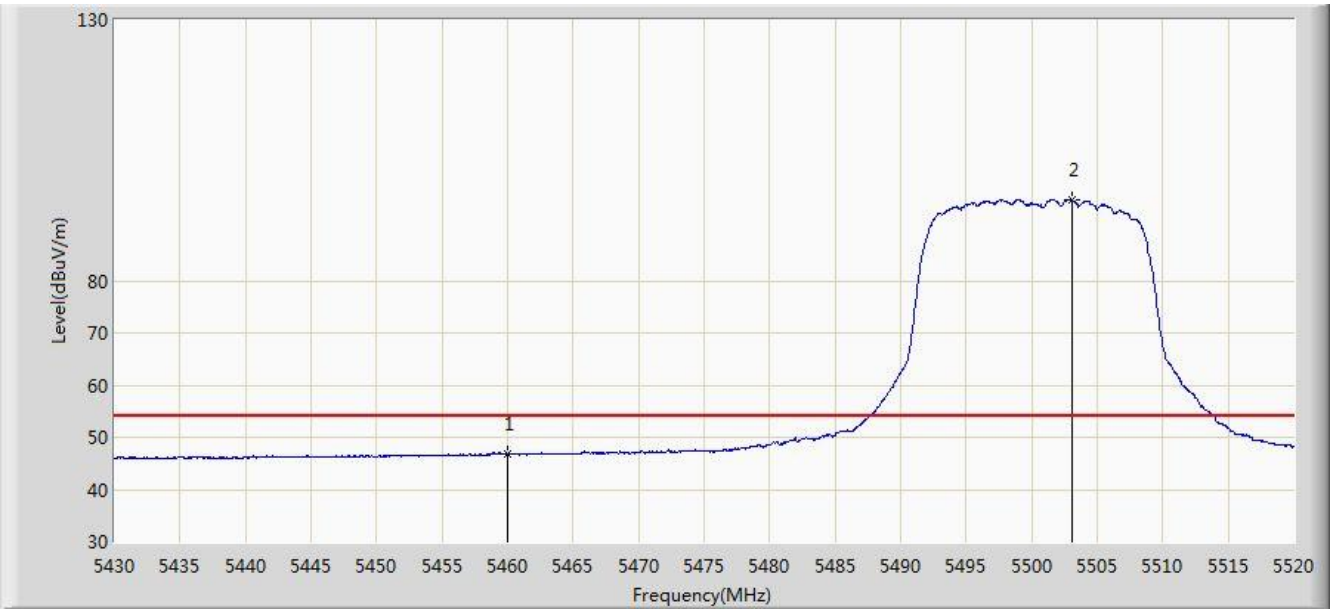

No	Flag	Mark	Frequency (MHz)	Measure Level (dBuV/m)	Reading Level (dBuV)	Over Limit (dB)	Limit (dBuV/m)	Factor (dB)	Type
1			5460.000	46.700	39.898	-7.300	54.000	6.802	AV
2		*	5503.035	95.543	88.729	N/A	N/A	6.814	AV

Note: Measure Level (dBμV/m) = Reading Level (dBμV) + Factor (dB)

Factor (dB) = Cable Loss (dB) + Antenna Factor (dB/m) - Pre_Amplifier Gain (dB)

Site: AC1	Time: 2018/12/18 - 23:45
Limit: FCC_Part15.209_RE(3m) 68.2	Engineer: Bacon Dong
Probe: BBHA9120D_1-18GHz	Polarity: Horizontal
EUT: 2.4GHz/5GHz WiFi + Bluetooth Combination Module	Power: AC 120V/60Hz
Test Mode: Transmit by 802.11a at Channel 5700MHz	

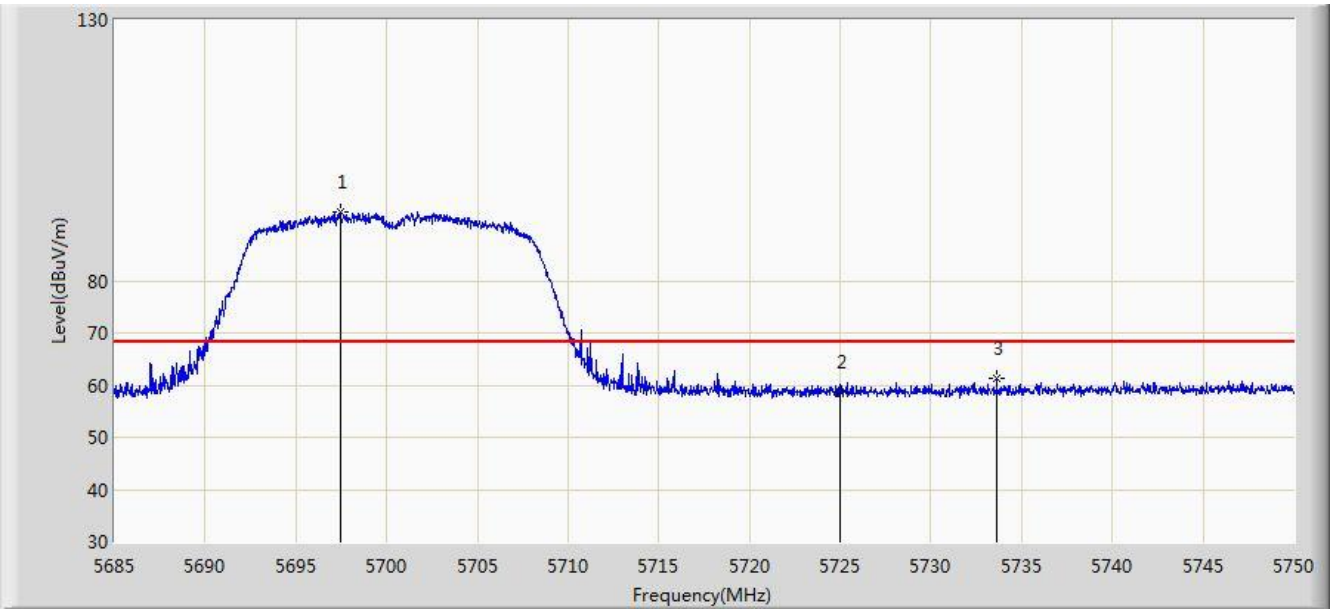

No	Flag	Mark	Frequency (MHz)	Measure Level (dBuV/m)	Reading Level (dBuV)	Over Limit (dB)	Limit (dBuV/m)	Factor (dB)	Type
1		*	5697.447	93.328	86.180	N/A	N/A	7.148	PK
2			5725.000	58.645	51.317	-9.555	68.200	7.328	PK
3			5733.620	61.276	53.910	-6.924	68.200	7.365	PK

Note: Measure Level (dBµV/m) = Reading Level (dBµV) + Factor (dB)

Factor (dB) = Cable Loss (dB) + Antenna Factor (dB/m) - Pre_Amplifier Gain (dB)

Site: AC1	Time: 2018/12/18 - 23:44
Limit: FCC_Part15.209_RE(3m) 68.2	Engineer: Bacon Dong
Probe: BBHA9120D_1-18GHz	Polarity: Vertical
EUT: 2.4GHz/5GHz WiFi + Bluetooth Combination Module	Power: AC 120V/60Hz
Test Mode: Transmit by 802.11a at Channel 5700MHz	

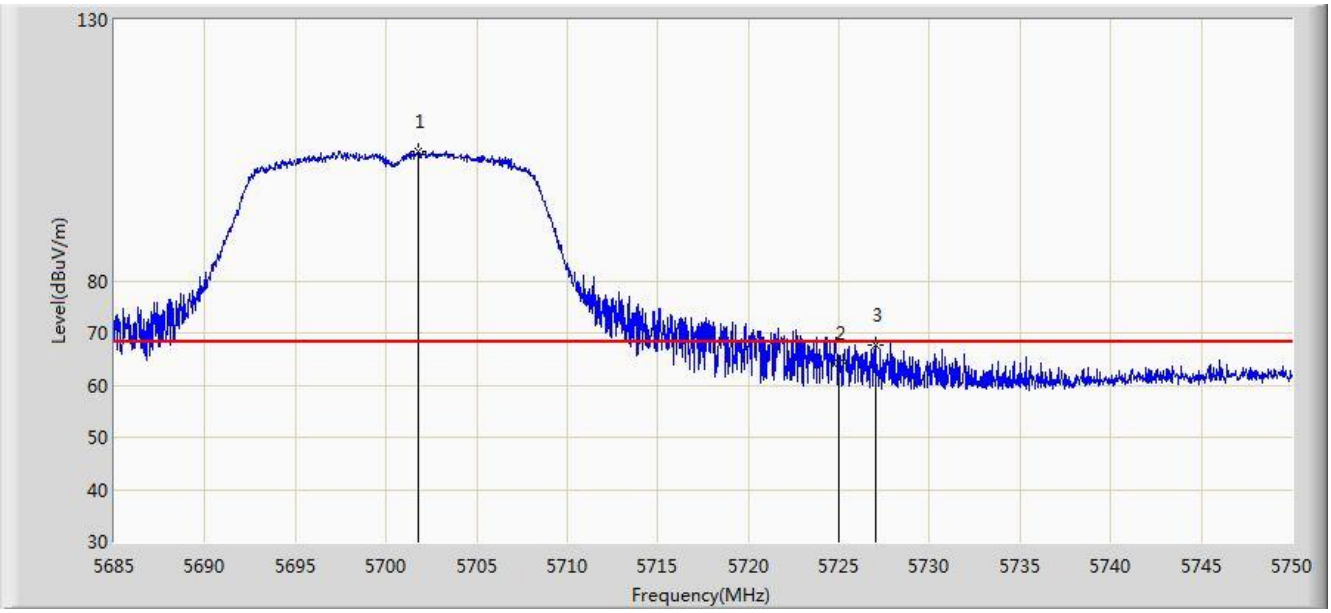

No	Flag	Mark	Frequency (MHz)	Measure Level (dBuV/m)	Reading Level (dBuV)	Over Limit (dB)	Limit (dBuV/m)	Factor (dB)	Type
1		*	5701.770	104.718	97.541	N/A	N/A	7.177	PK
2			5725.000	64.235	56.907	-3.965	68.200	7.328	PK
3			5727.022	67.800	60.462	-0.400	68.200	7.339	PK

Note: Measure Level (dBµV/m) = Reading Level (dBµV) + Factor (dB)

Factor (dB) = Cable Loss (dB) + Antenna Factor (dB/m) - Pre_Amplifier Gain (dB)

Site: AC1	Time: 2018/12/18 - 23:48
Limit: FCC_Part15.407_RE(3m)	Engineer: Bacon Dong
Probe: BBHA9120D_1-18GHz	Polarity: Horizontal
EUT: 2.4GHz/5GHz WiFi + Bluetooth Combination Module	Power: AC 120V/60Hz
Test Mode: Transmit by 802.11a at Channel 5745MHz	

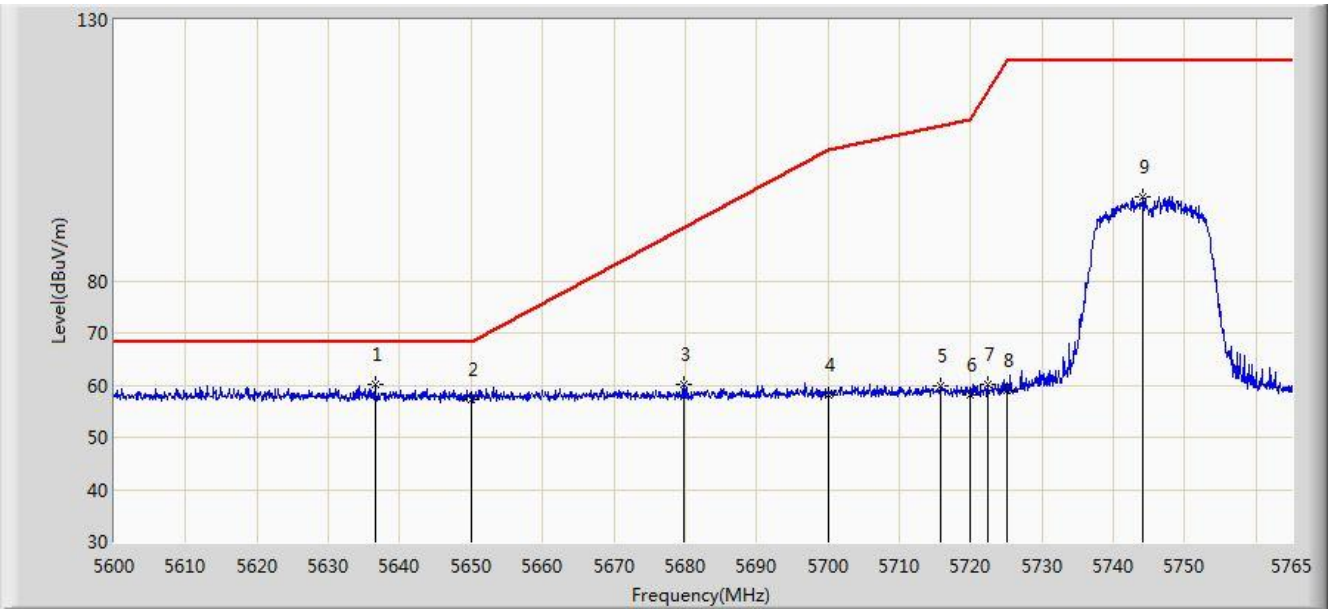

No	Flag	Mark	Frequency (MHz)	Measure Level (dBuV/m)	Reading Level (dBuV)	Over Limit (dB)	Limit (dBuV/m)	Factor (dB)	Type
1		*	5636.547	60.106	53.113	-8.094	68.200	6.994	PK
2			5650.000	57.339	50.334	-10.861	68.200	7.005	PK
3			5679.777	60.139	53.068	-30.135	90.274	7.071	PK
4			5700.000	58.031	50.866	-47.169	105.200	7.165	PK
5			5715.748	59.981	52.706	-49.630	109.611	7.275	PK
6			5720.000	58.175	50.876	-52.625	110.800	7.299	PK
7			5722.348	60.075	52.762	-56.080	116.155	7.314	PK
8			5725.000	58.910	51.582	-63.290	122.200	7.328	PK
9			5744.127	96.062	88.658	N/A	N/A	7.404	PK

Note: Measure Level (dBμV/m) = Reading Level (dBμV) + Factor (dB)

Factor (dB) = Cable Loss (dB) + Antenna Factor (dB/m) - Pre_Amplifier Gain (dB)

Site: AC1	Time: 2018/12/18 - 23:50
Limit: FCC_Part15.407_RE(3m)	Engineer: Bacon Dong
Probe: BBHA9120D_1-18GHz	Polarity: Vertical
EUT: 2.4GHz/5GHz WiFi + Bluetooth Combination Module	Power: AC 120V/60Hz
Test Mode: Transmit by 802.11a at Channel 5745MHz	

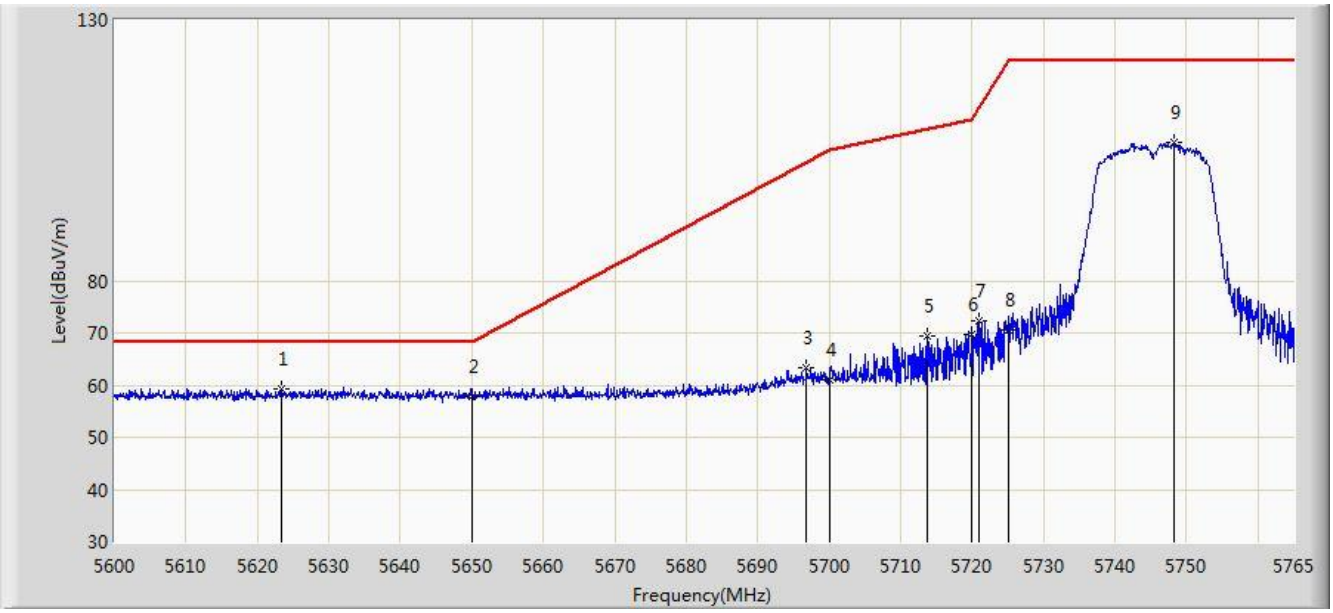

No	Flag	Mark	Frequency (MHz)	Measure Level (dBuV/m)	Reading Level (dBuV)	Over Limit (dB)	Limit (dBuV/m)	Factor (dB)	Type
1		*	5623.265	59.389	52.376	-8.811	68.200	7.013	PK
2			5650.000	57.938	50.933	-10.262	68.200	7.005	PK
3			5696.855	63.326	56.182	-39.556	102.882	7.144	PK
4			5700.000	61.049	53.884	-44.151	105.200	7.165	PK
5			5713.685	69.397	62.133	-39.637	109.034	7.264	PK
6			5720.000	69.571	62.272	-41.229	110.800	7.299	PK
7			5721.027	72.180	64.875	-40.962	113.142	7.306	PK
8			5725.000	70.480	63.152	-51.720	122.200	7.328	PK
9			5748.252	106.613	99.206	N/A	N/A	7.406	PK

Note: Measure Level (dBμV/m) = Reading Level (dBμV) + Factor (dB)

Factor (dB) = Cable Loss (dB) + Antenna Factor (dB/m) - Pre_Amplifier Gain (dB)

Site: AC1	Time: 2018/12/18 - 23:54
Limit: FCC_Part15.407_RE(3m)	Engineer: Bacon Dong
Probe: BBHA9120D_1-18GHz	Polarity: Horizontal
EUT: 2.4GHz/5GHz WiFi + Bluetooth Combination Module	Power: AC 120V/60Hz
Test Mode: Transmit by 802.11a at Channel 5825MHz	

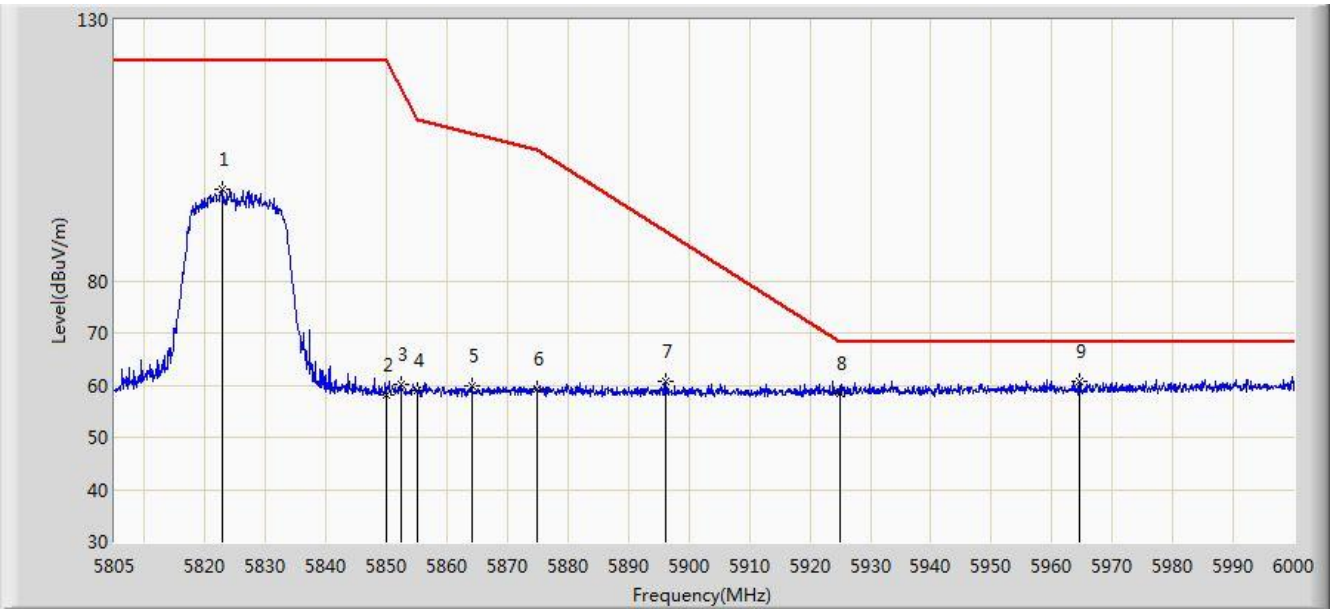

No	Flag	Mark	Frequency (MHz)	Measure Level (dBuV/m)	Reading Level (dBuV)	Over Limit (dB)	Limit (dBuV/m)	Factor (dB)	Type
1			5822.745	97.491	89.843	N/A	N/A	7.647	PK
2			5850.000	58.200	50.427	-64.000	122.200	7.774	PK
3			5852.482	60.070	52.295	-56.470	116.540	7.774	PK
4			5855.000	59.006	51.230	-51.794	110.800	7.775	PK
5			5864.085	59.727	51.941	-48.527	108.254	7.786	PK
6			5875.000	59.213	51.395	-45.987	105.200	7.818	PK
7			5896.260	60.757	52.923	-28.672	89.429	7.834	PK
8			5925.000	58.542	50.723	-9.658	68.200	7.819	PK
9		*	5964.510	60.661	52.798	-7.539	68.200	7.863	PK

Note: Measure Level (dBμV/m) = Reading Level (dBμV) + Factor (dB)

Factor (dB) = Cable Loss (dB) + Antenna Factor (dB/m) - Pre_Amplifier Gain (dB)

Site: AC1	Time: 2018/12/19 - 00:10
Limit: FCC_Part15.407_RE(3m)	Engineer: Bacon Dong
Probe: BBHA9120D_1-18GHz	Polarity: Vertical
EUT: 2.4GHz/5GHz WiFi + Bluetooth Combination Module	Power: AC 120V/60Hz
Test Mode: Transmit by 802.11a at Channel 5825MHz	

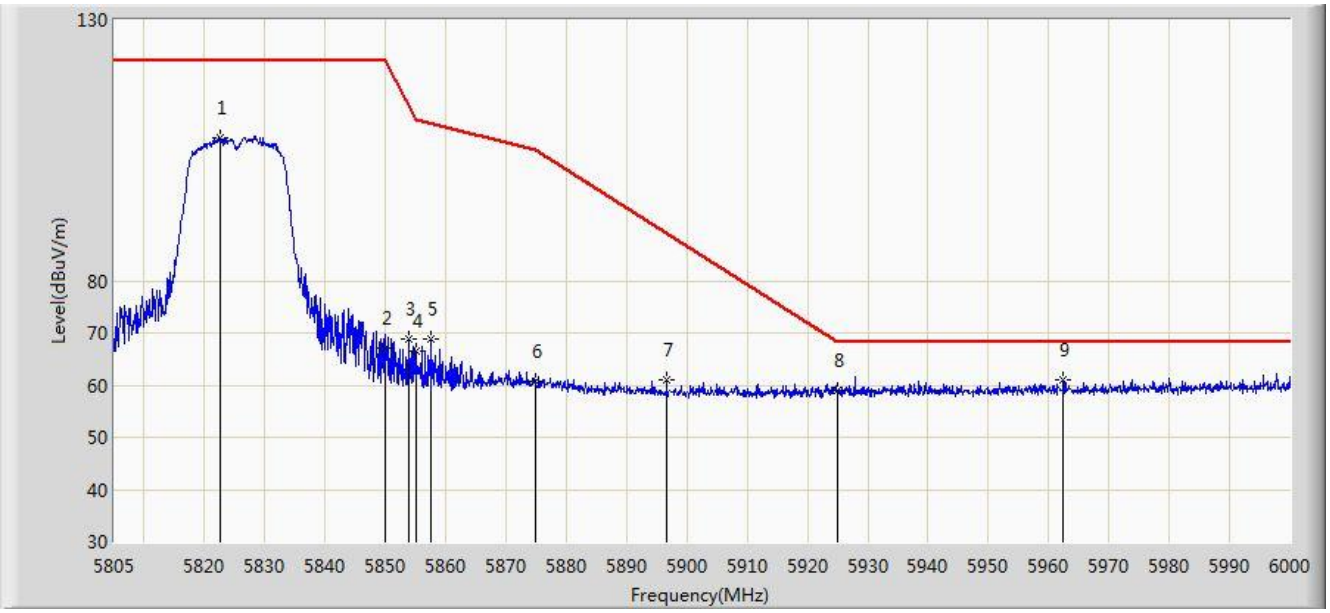

No	Flag	Mark	Frequency (MHz)	Measure Level (dBuV/m)	Reading Level (dBuV)	Over Limit (dB)	Limit (dBuV/m)	Factor (dB)	Type
1			5822.647	107.495	99.847	N/A	N/A	7.647	PK
2			5850.000	67.144	59.371	-55.056	122.200	7.774	PK
3			5853.945	68.827	61.052	-44.377	113.205	7.776	PK
4			5855.000	66.461	58.685	-44.339	110.800	7.775	PK
5			5857.650	68.788	61.011	-41.268	110.057	7.777	PK
6			5875.000	60.599	52.781	-44.601	105.200	7.818	PK
7			5896.650	61.115	53.280	-28.026	89.140	7.834	PK
8			5925.000	58.885	51.066	-9.315	68.200	7.819	PK
9		*	5962.365	60.982	53.123	-7.218	68.200	7.859	PK

Note: Measure Level (dBμV/m) = Reading Level (dBμV) + Factor (dB)

Factor (dB) = Cable Loss (dB) + Antenna Factor (dB/m) - Pre_Amplifier Gain (dB)

Site: AC1	Time: 2018/12/19 - 00:13
Limit: FCC_Part15.209_RE(3m)	Engineer: Bacon Dong
Probe: BBHA9120D_1-18GHz	Polarity: Horizontal
EUT: 2.4GHz/5GHz WiFi + Bluetooth Combination Module	Power: AC 120V/60Hz
Test Mode: Transmit by 802.11n-HT20 at Channel 5180MHz	

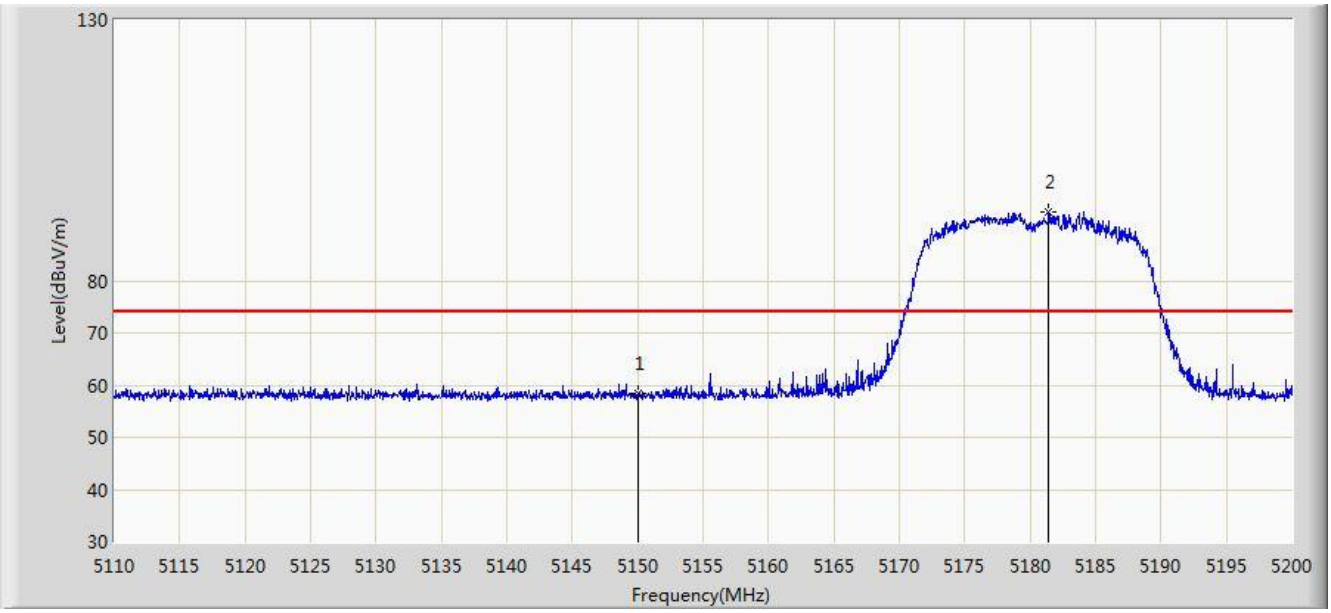

No	Flag	Mark	Frequency (MHz)	Measure Level (dBuV/m)	Reading Level (dBuV)	Over Limit (dB)	Limit (dBuV/m)	Factor (dB)	Type
1			5150.000	58.387	51.825	-15.613	74.000	6.562	PK
2		*	5181.415	93.220	86.787	N/A	N/A	6.432	PK

Note: Measure Level (dBµV/m) = Reading Level (dBµV) + Factor (dB)

Factor (dB) = Cable Loss (dB) + Antenna Factor (dB/m) - Pre_Amplifier Gain (dB)

Site: AC1	Time: 2018/12/19 - 00:15
Limit: FCC_Part15.209_RE(3m)	Engineer: Bacon Dong
Probe: BBHA9120D_1-18GHz	Polarity: Horizontal
EUT: 2.4GHz/5GHz WiFi + Bluetooth Combination Module	Power: AC 120V/60Hz
Test Mode: Transmit by 802.11n-HT20 at Channel 5180MHz	

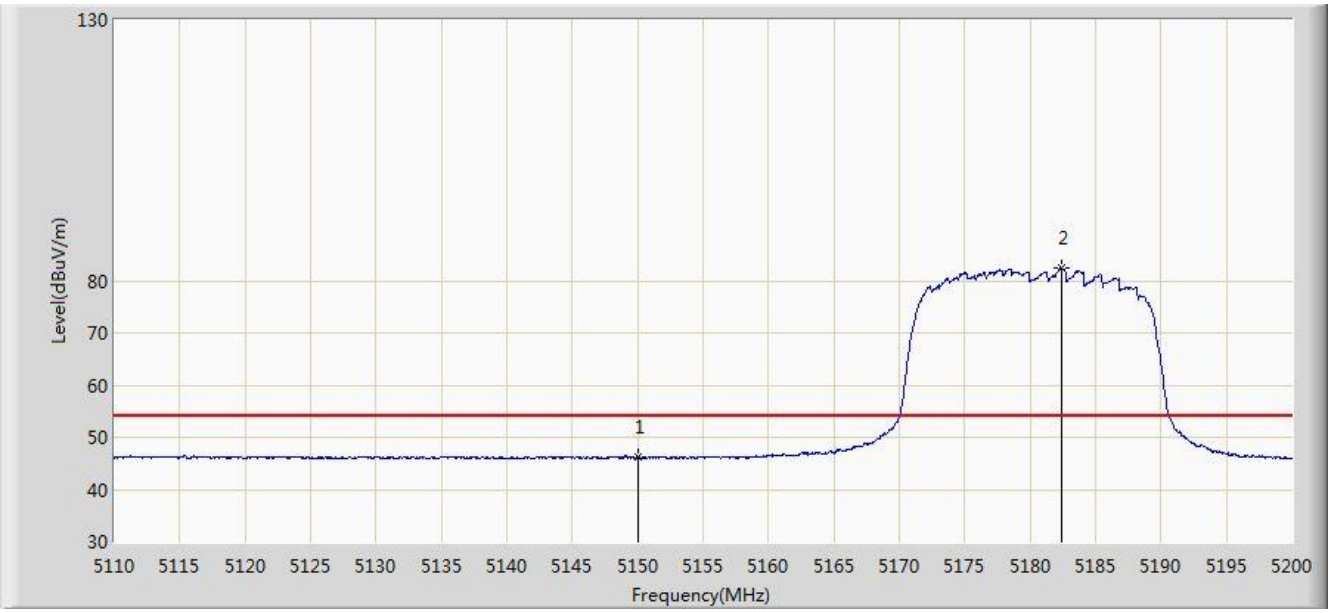

No	Flag	Mark	Frequency (MHz)	Measure Level (dBuV/m)	Reading Level (dBuV)	Over Limit (dB)	Limit (dBuV/m)	Factor (dB)	Type
1			5150.000	46.164	39.602	-7.836	54.000	6.562	AV
2		*	5182.360	82.342	75.916	N/A	N/A	6.426	AV

Note: Measure Level (dBµV/m) = Reading Level (dBµV) + Factor (dB)

Factor (dB) = Cable Loss (dB) + Antenna Factor (dB/m) - Pre_Amplifier Gain (dB)

Site: AC1	Time: 2018/12/19 - 00:17
Limit: FCC_Part15.209_RE(3m)	Engineer: Bacon Dong
Probe: BBHA9120D_1-18GHz	Polarity: Vertical
EUT: 2.4GHz/5GHz WiFi + Bluetooth Combination Module	Power: AC 120V/60Hz
Test Mode: Transmit by 802.11n-HT20 at Channel 5180MHz	

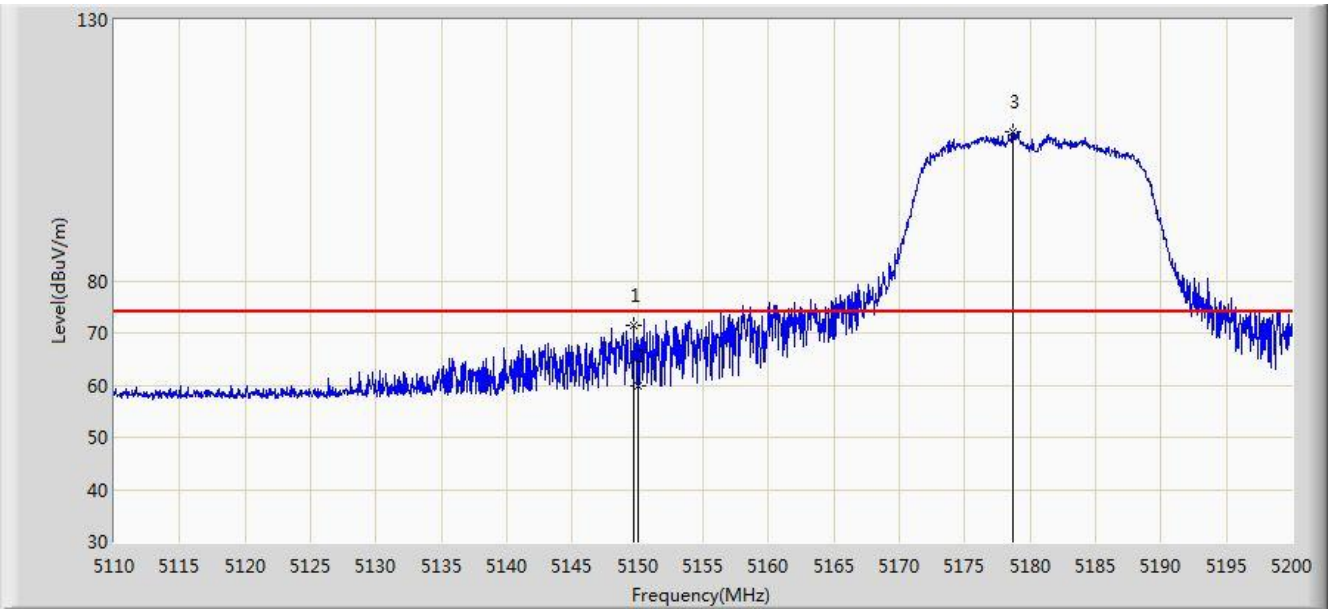

No	Flag	Mark	Frequency (MHz)	Measure Level (dBuV/m)	Reading Level (dBuV)	Over Limit (dB)	Limit (dBuV/m)	Factor (dB)	Type
1			5149.735	71.567	65.006	-2.433	74.000	6.561	PK
2			5150.000	59.758	53.196	-14.242	74.000	6.562	PK
3		*	5178.715	108.545	102.091	N/A	N/A	6.455	PK

Note: Measure Level (dBµV/m) = Reading Level (dBµV) + Factor (dB)

Factor (dB) = Cable Loss (dB) + Antenna Factor (dB/m) - Pre_Amplifier Gain (dB)

Site: AC1	Time: 2018/12/19 - 00:16
Limit: FCC_Part15.209_RE(3m)	Engineer: Bacon Dong
Probe: BBHA9120D_1-18GHz	Polarity: Vertical
EUT: 2.4GHz/5GHz WiFi + Bluetooth Combination Module	Power: AC 120V/60Hz
Test Mode: Transmit by 802.11n-HT20 at Channel 5180MHz	

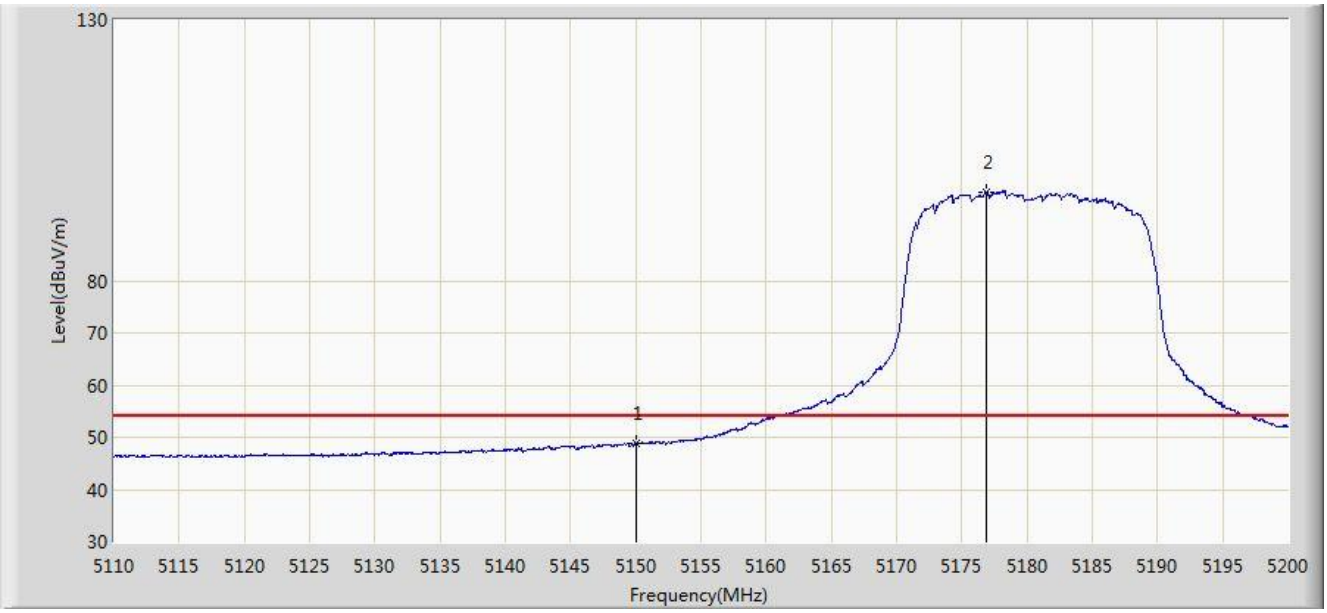

No	Flag	Mark	Frequency (MHz)	Measure Level (dBuV/m)	Reading Level (dBuV)	Over Limit (dB)	Limit (dBuV/m)	Factor (dB)	Type
1			5150.000	48.700	42.138	-5.300	54.000	6.562	AV
2		*	5176.825	96.953	90.484	N/A	N/A	6.470	AV

Note: Measure Level (dBμV/m) = Reading Level (dBμV) + Factor (dB)

Factor (dB) = Cable Loss (dB) + Antenna Factor (dB/m) - Pre_Amplifier Gain (dB)

Site: AC1	Time: 2018/12/19 - 00:51
Limit: FCC_Part15.209_RE(3m)	Engineer: Bacon Dong
Probe: BBHA9120D_1-18GHz	Polarity: Horizontal
EUT: 2.4GHz/5GHz WiFi + Bluetooth Combination Module	Power: AC 120V/60Hz
Test Mode: Transmit by 802.11n-HT20 at Channel 5320MHz	

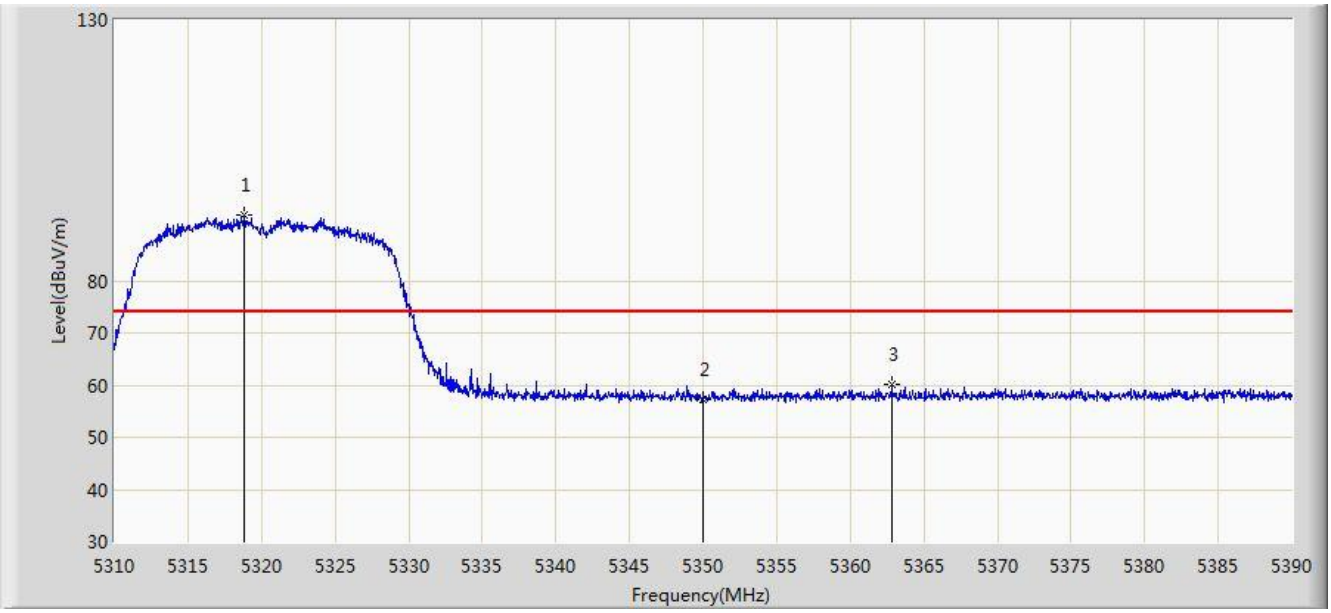

No	Flag	Mark	Frequency (MHz)	Measure Level (dBuV/m)	Reading Level (dBuV)	Over Limit (dB)	Limit (dBuV/m)	Factor (dB)	Type
1		*	5318.840	92.567	86.280	N/A	N/A	6.288	PK
2			5350.000	57.158	50.698	-16.842	74.000	6.460	PK
3			5362.840	60.147	53.638	-13.853	74.000	6.509	PK

Note: Measure Level (dBµV/m) = Reading Level (dBµV) + Factor (dB)

Factor (dB) = Cable Loss (dB) + Antenna Factor (dB/m) - Pre_Amplifier Gain (dB)

Site: AC1	Time: 2018/12/19 - 00:50
Limit: FCC_Part15.209_RE(3m)	Engineer: Bacon Dong
Probe: BBHA9120D_1-18GHz	Polarity: Horizontal
EUT: 2.4GHz/5GHz WiFi + Bluetooth Combination Module	Power: AC 120V/60Hz
Test Mode: Transmit by 802.11n-HT20 at Channel 5320MHz	

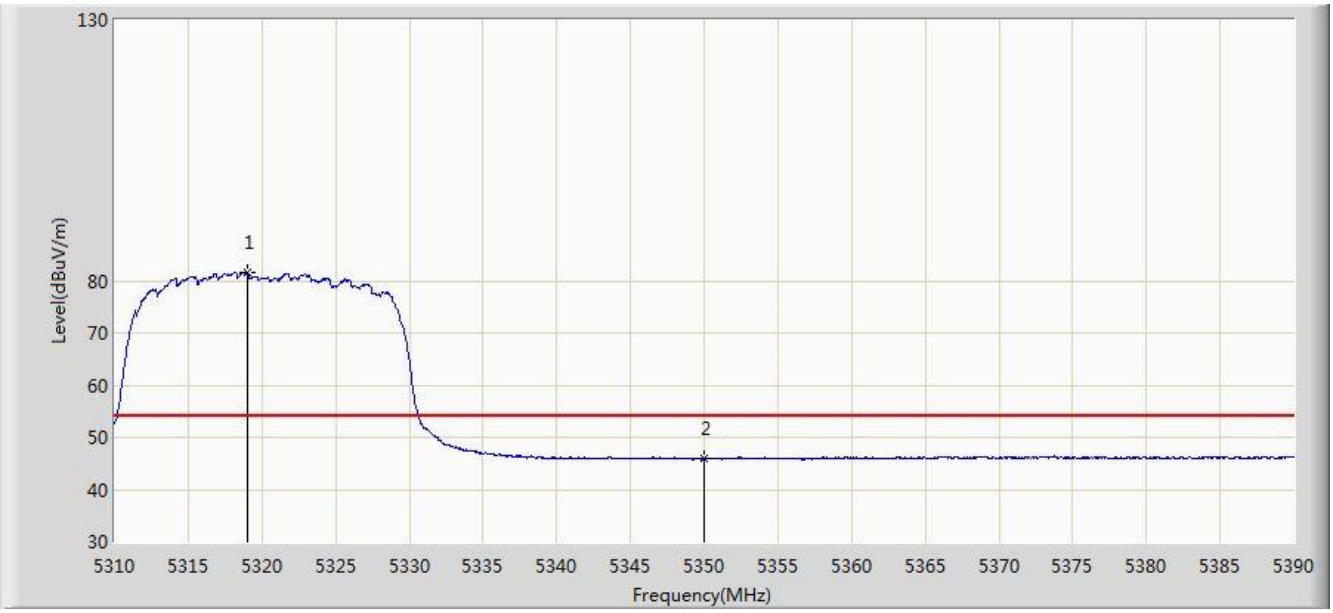

No	Flag	Mark	Frequency (MHz)	Measure Level (dBuV/m)	Reading Level (dBuV)	Over Limit (dB)	Limit (dBuV/m)	Factor (dB)	Type
1		*	5319.040	81.524	75.236	N/A	N/A	6.288	AV
2			5350.000	45.888	39.428	-8.112	54.000	6.460	AV

Note: Measure Level (dBµV/m) = Reading Level (dBµV) + Factor (dB)

Factor (dB) = Cable Loss (dB) + Antenna Factor (dB/m) - Pre_Amplifier Gain (dB)

Site: AC1	Time: 2018/12/19 - 00:48
Limit: FCC_Part15.209_RE(3m)	Engineer: Bacon Dong
Probe: BBHA9120D_1-18GHz	Polarity: Vertical
EUT: 2.4GHz/5GHz WiFi + Bluetooth Combination Module	Power: AC 120V/60Hz
Test Mode: Transmit by 802.11n-HT20 at Channel 5320MHz	

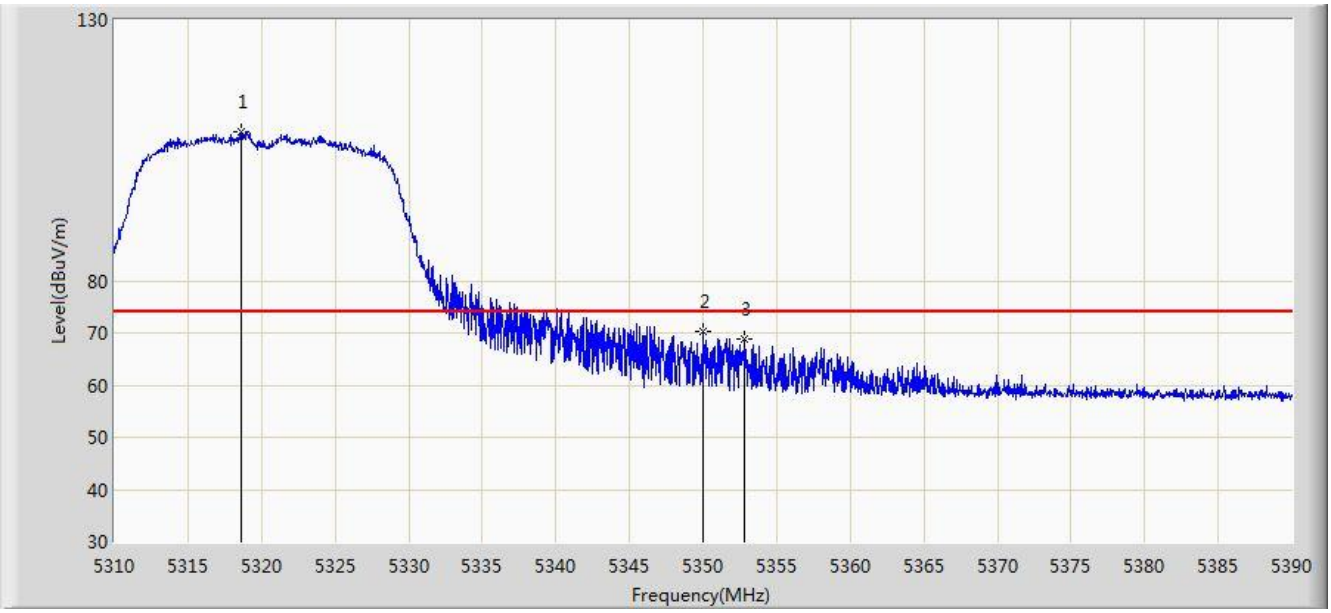

No	Flag	Mark	Frequency (MHz)	Measure Level (dBuV/m)	Reading Level (dBuV)	Over Limit (dB)	Limit (dBuV/m)	Factor (dB)	Type
1		*	5318.600	108.528	102.242	N/A	N/A	6.285	PK
2			5350.000	70.330	63.870	-3.670	74.000	6.460	PK
3			5352.800	68.984	62.511	-5.016	74.000	6.473	PK

Note: Measure Level (dBµV/m) = Reading Level (dBµV) + Factor (dB)

Factor (dB) = Cable Loss (dB) + Antenna Factor (dB/m) - Pre_Amplifier Gain (dB)

Site: AC1	Time: 2018/12/19 - 00:49
Limit: FCC_Part15.209_RE(3m)	Engineer: Bacon Dong
Probe: BBHA9120D_1-18GHz	Polarity: Vertical
EUT: 2.4GHz/5GHz WiFi + Bluetooth Combination Module	Power: AC 120V/60Hz
Test Mode: Transmit by 802.11n-HT20 at Channel 5320MHz	

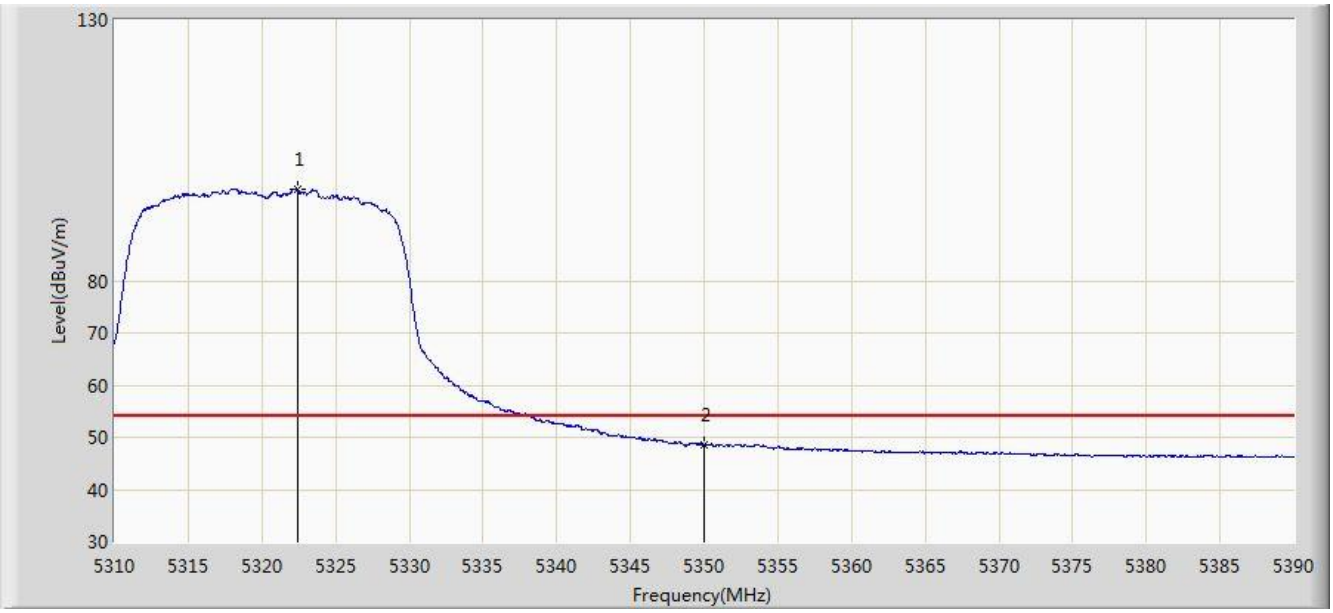

No	Flag	Mark	Frequency (MHz)	Measure Level (dBuV/m)	Reading Level (dBuV)	Over Limit (dB)	Limit (dBuV/m)	Factor (dB)	Type
1		*	5322.400	97.630	91.323	N/A	N/A	6.307	AV
2			5350.000	48.493	42.033	-5.507	54.000	6.460	AV

Note: Measure Level (dBµV/m) = Reading Level (dBµV) + Factor (dB)

Factor (dB) = Cable Loss (dB) + Antenna Factor (dB/m) - Pre_Amplifier Gain (dB)

Site: AC1	Time: 2018/12/19 - 00:54
Limit: FCC_Part15.209_RE(3m)	Engineer: Bacon Dong
Probe: BBHA9120D_1-18GHz	Polarity: Horizontal
EUT: 2.4GHz/5GHz WiFi + Bluetooth Combination Module	Power: AC 120V/60Hz
Test Mode: Transmit by 802.11n-HT20 at Channel 5500MHz	

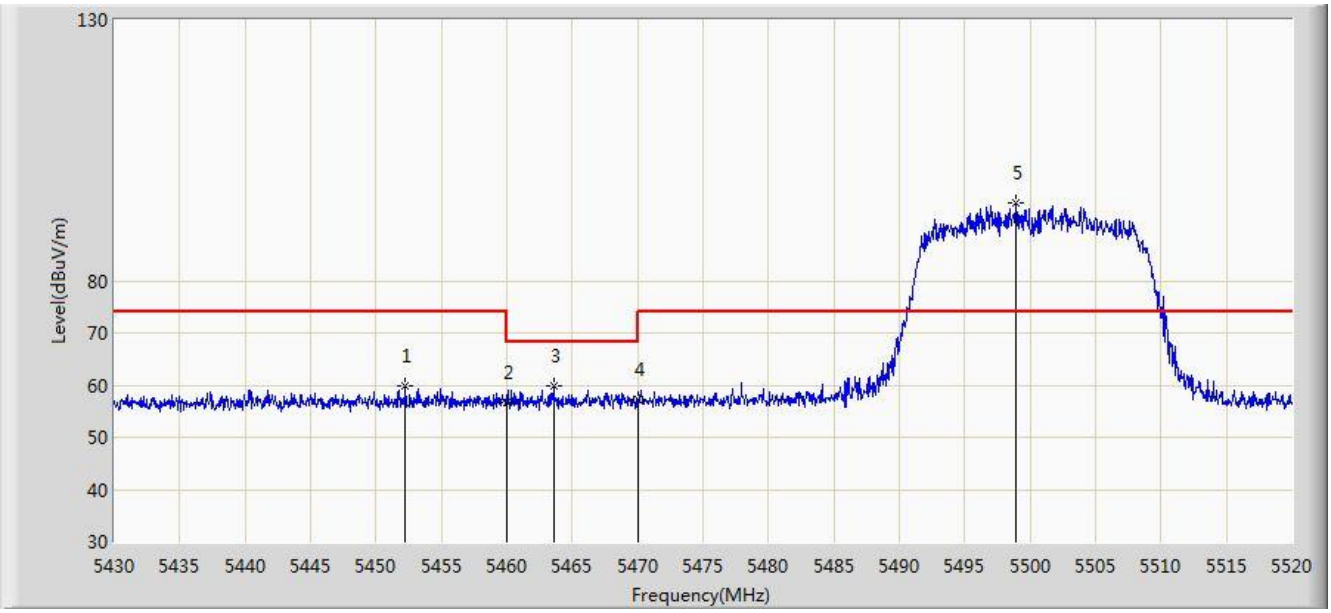

No	Flag	Mark	Frequency (MHz)	Measure Level (dBuV/m)	Reading Level (dBuV)	Over Limit (dB)	Limit (dBuV/m)	Factor (dB)	Type
1			5452.230	59.933	53.172	-14.067	74.000	6.761	PK
2			5460.000	56.621	49.819	-17.379	74.000	6.802	PK
3			5463.570	59.841	53.024	-8.359	68.200	6.818	PK
4			5470.000	57.141	50.296	-11.059	68.200	6.845	PK
5		*	5498.940	94.820	87.999	N/A	N/A	6.822	PK

Note: Measure Level (dBμV/m) = Reading Level (dBμV) + Factor (dB)

Factor (dB) = Cable Loss (dB) + Antenna Factor (dB/m) - Pre_Amplifier Gain (dB)

Site: AC1	Time: 2018/12/19 - 01:02
Limit: FCC_Part15.209_RE(3m)	Engineer: Bacon Dong
Probe: BBHA9120D_1-18GHz	Polarity: Horizontal
EUT: 2.4GHz/5GHz WiFi + Bluetooth Combination Module	Power: AC 120V/60Hz
Test Mode: Transmit by 802.11n-HT20 at Channel 5500MHz	

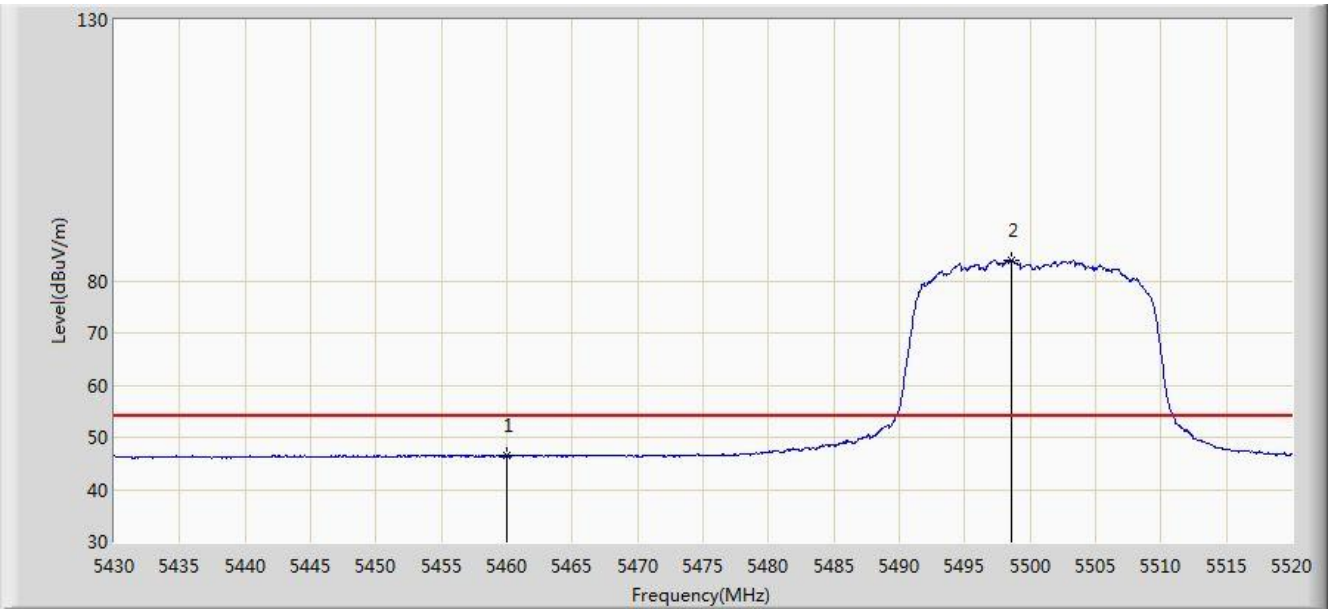

No	Flag	Mark	Frequency (MHz)	Measure Level (dBuV/m)	Reading Level (dBuV)	Over Limit (dB)	Limit (dBuV/m)	Factor (dB)	Type
1			5460.000	46.472	39.670	-7.528	54.000	6.802	AV
2		*	5498.535	83.987	77.165	N/A	N/A	6.821	AV

Note: Measure Level (dBμV/m) = Reading Level (dBμV) + Factor (dB)

Factor (dB) = Cable Loss (dB) + Antenna Factor (dB/m) - Pre_Amplifier Gain (dB)

Site: AC1	Time: 2018/12/19 - 01:05
Limit: FCC_Part15.209_RE(3m)	Engineer: Bacon Dong
Probe: BBHA9120D_1-18GHz	Polarity: Vertical
EUT: 2.4GHz/5GHz WiFi + Bluetooth Combination Module	Power: AC 120V/60Hz
Test Mode: Transmit by 802.11n-HT20 at Channel 5500MHz	

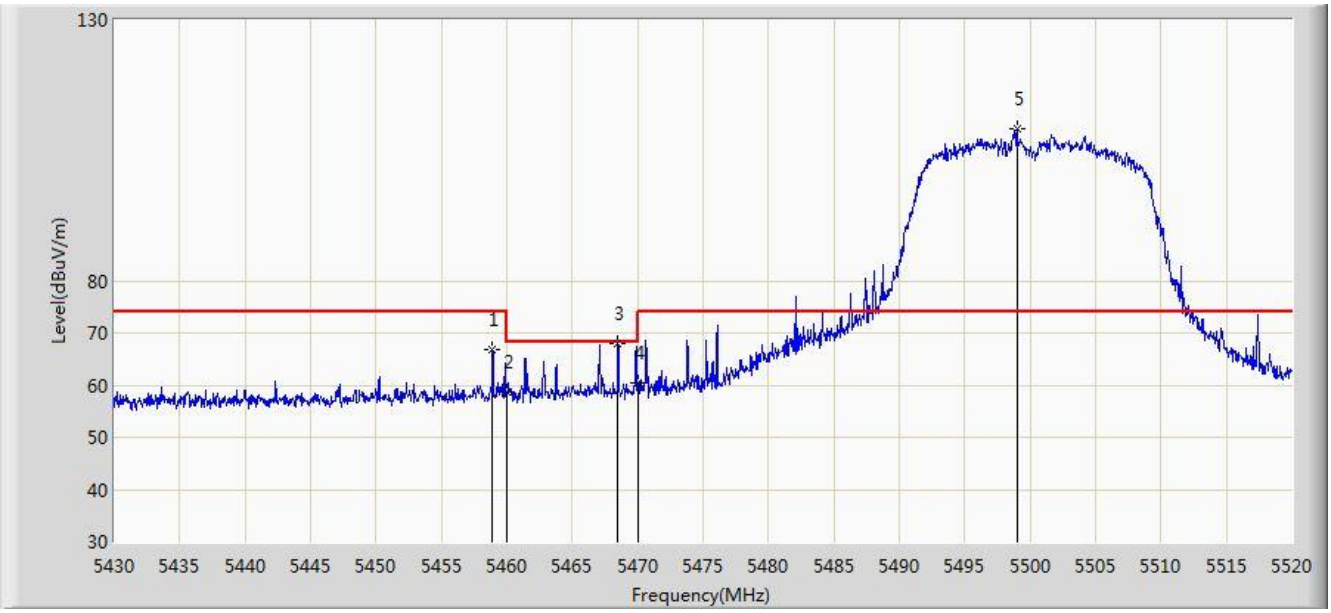

No	Flag	Mark	Frequency (MHz)	Measure Level (dBuV/m)	Reading Level (dBuV)	Over Limit (dB)	Limit (dBuV/m)	Factor (dB)	Type
1			5458.890	66.787	59.990	-7.213	74.000	6.798	PK
2			5460.000	58.629	51.827	-15.371	74.000	6.802	PK
3			5468.475	67.882	61.044	-0.318	68.200	6.839	PK
4			5470.000	60.374	53.529	-7.826	68.200	6.845	PK
5		*	5498.985	109.218	102.397	N/A	N/A	6.822	PK

Note: Measure Level (dBμV/m) = Reading Level (dBμV) + Factor (dB)

Factor (dB) = Cable Loss (dB) + Antenna Factor (dB/m) - Pre_Amplifier Gain (dB)

Site: AC1	Time: 2018/12/19 - 01:04
Limit: FCC_Part15.209_RE(3m)	Engineer: Bacon Dong
Probe: BBHA9120D_1-18GHz	Polarity: Vertical
EUT: 2.4GHz/5GHz WiFi + Bluetooth Combination Module	Power: AC 120V/60Hz
Test Mode: Transmit by 802.11n-HT20 at Channel 5500MHz	

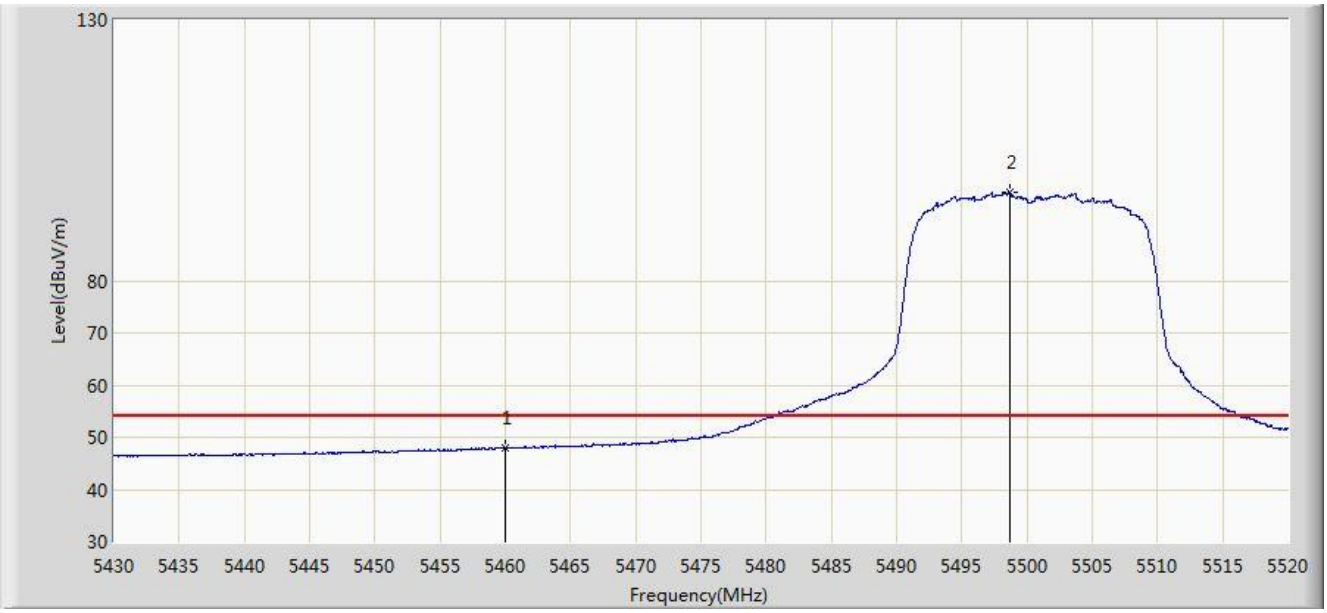

No	Flag	Mark	Frequency (MHz)	Measure Level (dBuV/m)	Reading Level (dBuV)	Over Limit (dB)	Limit (dBuV/m)	Factor (dB)	Type
1			5460.000	47.980	41.178	-6.020	54.000	6.802	AV
2		*	5498.670	96.942	90.121	N/A	N/A	6.821	AV

Note: Measure Level (dBμV/m) = Reading Level (dBμV) + Factor (dB)

Factor (dB) = Cable Loss (dB) + Antenna Factor (dB/m) - Pre_Amplifier Gain (dB)

Site: AC1	Time: 2018/12/19 - 01:15
Limit: FCC_Part15.209_RE(3m) 68.2	Engineer: Bacon Dong
Probe: BBHA9120D_1-18GHz	Polarity: Horizontal
EUT: 2.4GHz/5GHz WiFi + Bluetooth Combination Module	Power: AC 120V/60Hz
Test Mode: Transmit by 802.11n-HT20 at Channel 5700MHz	

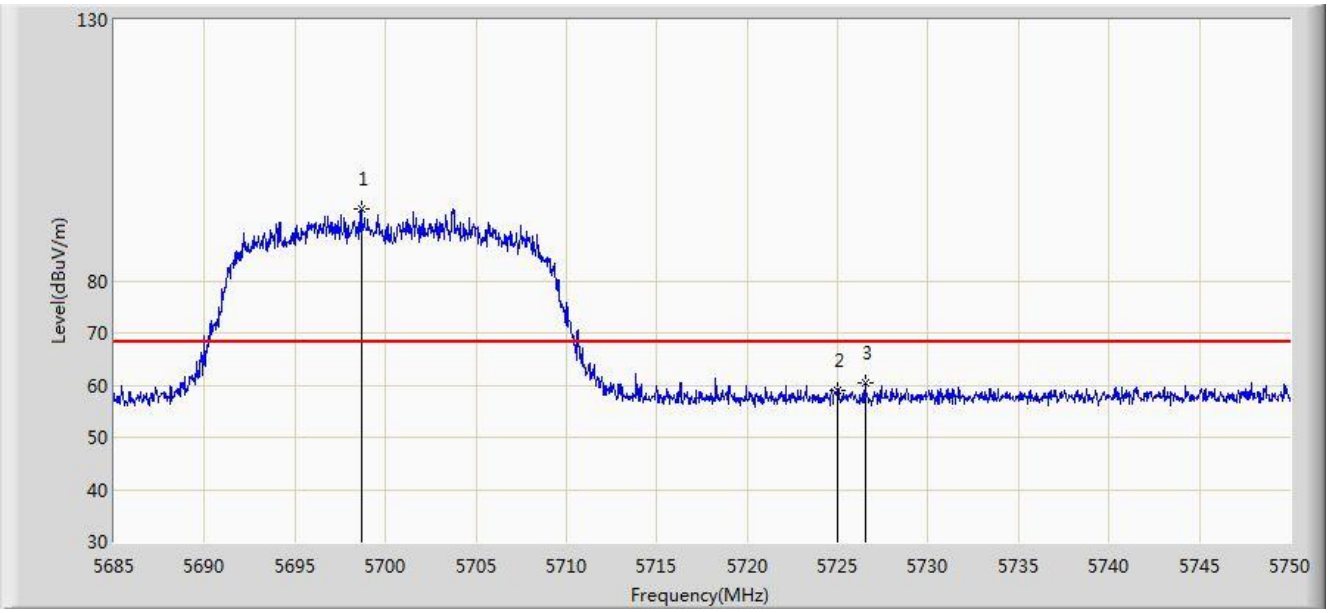

No	Flag	Mark	Frequency (MHz)	Measure Level (dBuV/m)	Reading Level (dBuV)	Over Limit (dB)	Limit (dBuV/m)	Factor (dB)	Type
1		*	5698.650	93.853	86.697	N/A	N/A	7.157	PK
2			5725.000	59.100	51.772	-9.100	68.200	7.328	PK
3			5726.502	60.400	53.064	-7.800	68.200	7.336	PK

Note: Measure Level (dBµV/m) = Reading Level (dBµV) + Factor (dB)

Factor (dB) = Cable Loss (dB) + Antenna Factor (dB/m) - Pre_Amplifier Gain (dB)

Site: AC1	Time: 2018/12/19 - 01:13
Limit: FCC_Part15.209_RE(3m) 68.2	Engineer: Bacon Dong
Probe: BBHA9120D_1-18GHz	Polarity: Vertical
EUT: 2.4GHz/5GHz WiFi + Bluetooth Combination Module	Power: AC 120V/60Hz
Test Mode: Transmit by 802.11n-HT20 at Channel 5700MHz	

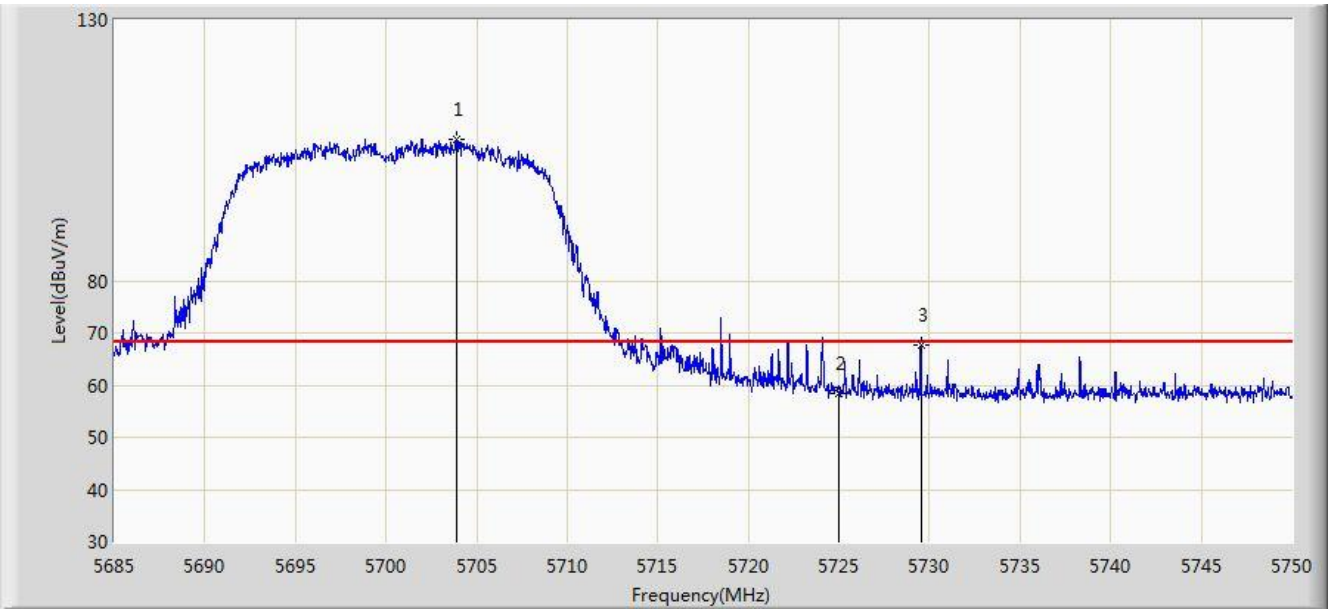

No	Flag	Mark	Frequency (MHz)	Measure Level (dBuV/m)	Reading Level (dBuV)	Over Limit (dB)	Limit (dBuV/m)	Factor (dB)	Type
1		*	5703.882	106.998	99.805	N/A	N/A	7.193	PK
2			5725.000	58.400	51.072	-9.800	68.200	7.328	PK
3			5729.525	67.684	60.335	-0.516	68.200	7.348	PK

Note: Measure Level (dBµV/m) = Reading Level (dBµV) + Factor (dB)

Factor (dB) = Cable Loss (dB) + Antenna Factor (dB/m) - Pre_Amplifier Gain (dB)

Site: AC1	Time: 2018/12/19 - 01:17
Limit: FCC_Part15.407_RE(3m)	Engineer: Bacon Dong
Probe: BBHA9120D_1-18GHz	Polarity: Horizontal
EUT: 2.4GHz/5GHz WiFi + Bluetooth Combination Module	Power: AC 120V/60Hz
Test Mode: Transmit by 802.11n-HT20 at Channel 5745MHz	

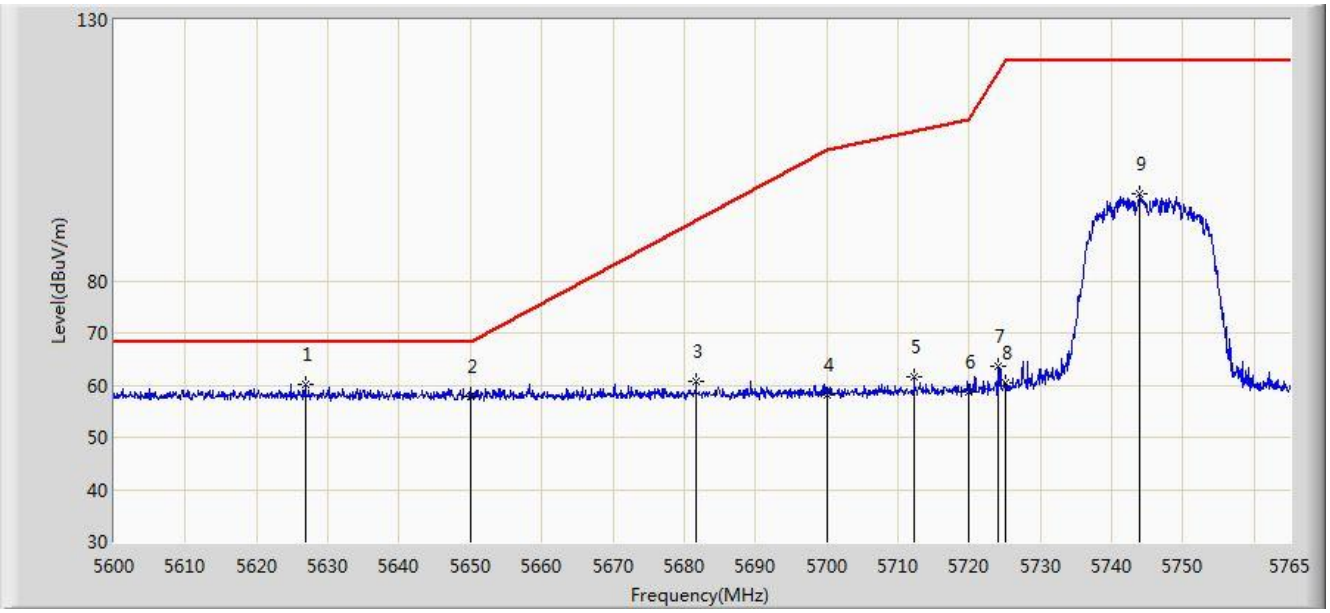

No	Flag	Mark	Frequency (MHz)	Measure Level (dBuV/m)	Reading Level (dBuV)	Over Limit (dB)	Limit (dBuV/m)	Factor (dB)	Type
1		*	5626.812	60.113	53.103	-8.087	68.200	7.010	PK
2			5650.000	57.841	50.836	-10.359	68.200	7.005	PK
3			5681.675	60.692	53.615	-30.986	91.677	7.076	PK
4			5700.000	58.049	50.884	-47.151	105.200	7.165	PK
5			5712.283	61.478	54.222	-47.164	108.642	7.257	PK
6			5720.000	58.720	51.421	-52.080	110.800	7.299	PK
7			5723.998	63.523	56.201	-56.393	119.916	7.322	PK
8			5725.000	60.426	53.098	-61.774	122.200	7.328	PK
9			5743.962	96.779	89.375	N/A	N/A	7.405	PK

Note: Measure Level (dBμV/m) = Reading Level (dBμV) + Factor (dB)

Factor (dB) = Cable Loss (dB) + Antenna Factor (dB/m) - Pre_Amplifier Gain (dB)

Site: AC1	Time: 2018/12/19 - 01:18
Limit: FCC_Part15.407_RE(3m)	Engineer: Bacon Dong
Probe: BBHA9120D_1-18GHz	Polarity: Vertical
EUT: 2.4GHz/5GHz WiFi + Bluetooth Combination Module	Power: AC 120V/60Hz
Test Mode: Transmit by 802.11n-HT20 at Channel 5745MHz	

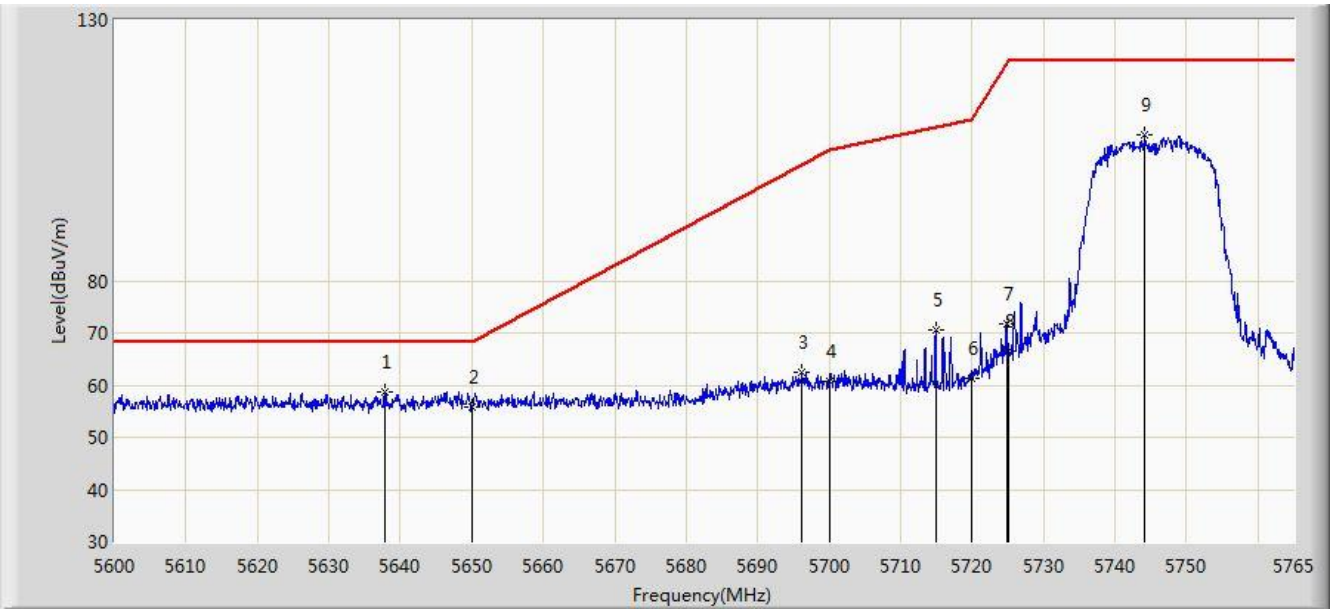

No	Flag	Mark	Frequency (MHz)	Measure Level (dBuV/m)	Reading Level (dBuV)	Over Limit (dB)	Limit (dBuV/m)	Factor (dB)	Type
1		*	5637.785	58.558	51.567	-9.642	68.200	6.991	PK
2			5650.000	55.808	48.803	-12.392	68.200	7.005	PK
3			5696.195	62.461	55.321	-39.935	102.396	7.140	PK
4			5700.000	60.771	53.606	-44.429	105.200	7.165	PK
5			5714.922	70.610	63.339	-38.770	109.380	7.272	PK
6			5720.000	61.441	54.142	-49.359	110.800	7.299	PK
7			5724.822	71.874	64.547	-49.920	121.794	7.326	PK
8			5725.000	66.430	59.102	-55.770	122.200	7.328	PK
9			5744.210	108.024	100.620	N/A	N/A	7.404	PK

Note: Measure Level (dBμV/m) = Reading Level (dBμV) + Factor (dB)

Factor (dB) = Cable Loss (dB) + Antenna Factor (dB/m) - Pre_Amplifier Gain (dB)

Site: AC1	Time: 2018/12/19 - 01:21
Limit: FCC_Part15.407_RE(3m)	Engineer: Bacon Dong
Probe: BBHA9120D_1-18GHz	Polarity: Horizontal
EUT: 2.4GHz/5GHz WiFi + Bluetooth Combination Module	Power: AC 120V/60Hz
Test Mode: Transmit by 802.11n-HT20 at Channel 5825MHz	

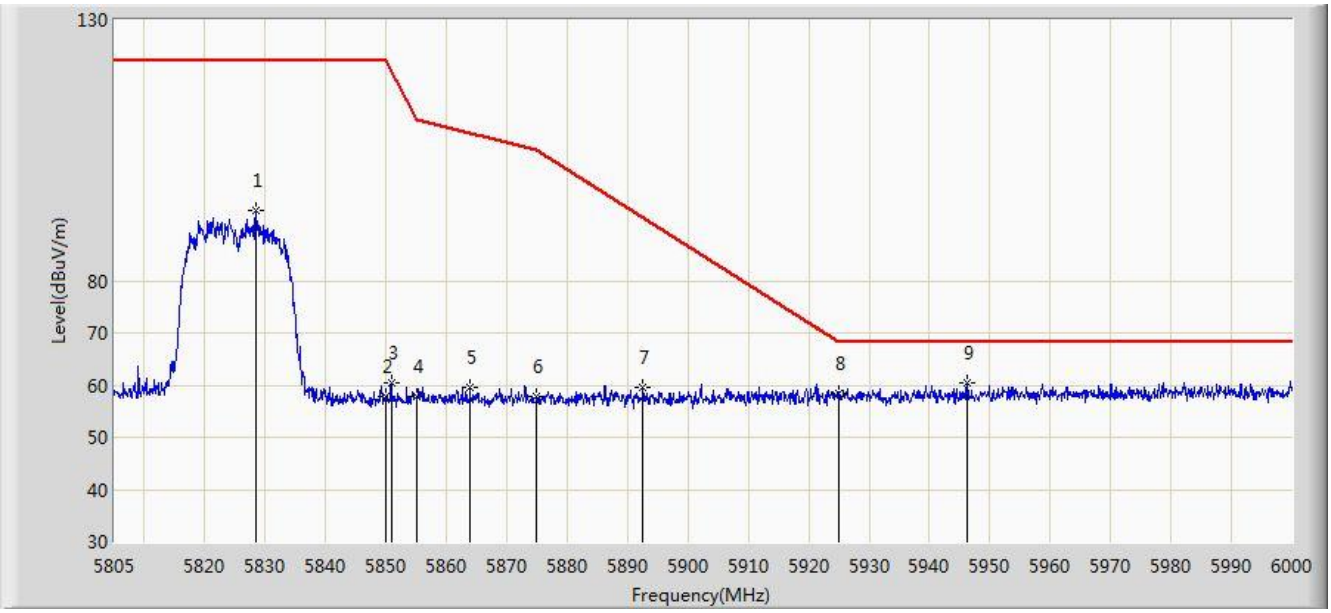

No	Flag	Mark	Frequency (MHz)	Measure Level (dBuV/m)	Reading Level (dBuV)	Over Limit (dB)	Limit (dBuV/m)	Factor (dB)	Type
1			5828.400	93.409	85.735	N/A	N/A	7.674	PK
2			5850.000	57.784	50.011	-64.416	122.200	7.774	PK
3			5850.825	60.459	52.685	-59.859	120.318	7.774	PK
4			5855.000	57.798	50.022	-53.002	110.800	7.775	PK
5			5863.890	59.441	51.656	-48.867	108.308	7.786	PK
6			5875.000	57.776	49.958	-47.424	105.200	7.818	PK
7			5892.555	59.596	51.762	-32.578	92.174	7.833	PK
8			5925.000	58.381	50.562	-9.819	68.200	7.819	PK
9		*	5946.180	60.390	52.546	-7.810	68.200	7.844	PK

Note: Measure Level (dBμV/m) = Reading Level (dBμV) + Factor (dB)

Factor (dB) = Cable Loss (dB) + Antenna Factor (dB/m) - Pre_Amplifier Gain (dB)

Site: AC1	Time: 2018/12/19 - 01:23
Limit: FCC_Part15.407_RE(3m)	Engineer: Bacon Dong
Probe: BBHA9120D_1-18GHz	Polarity: Vertical
EUT: 2.4GHz/5GHz WiFi + Bluetooth Combination Module	Power: AC 120V/60Hz
Test Mode: Transmit by 802.11n-HT20 at Channel 5825MHz	

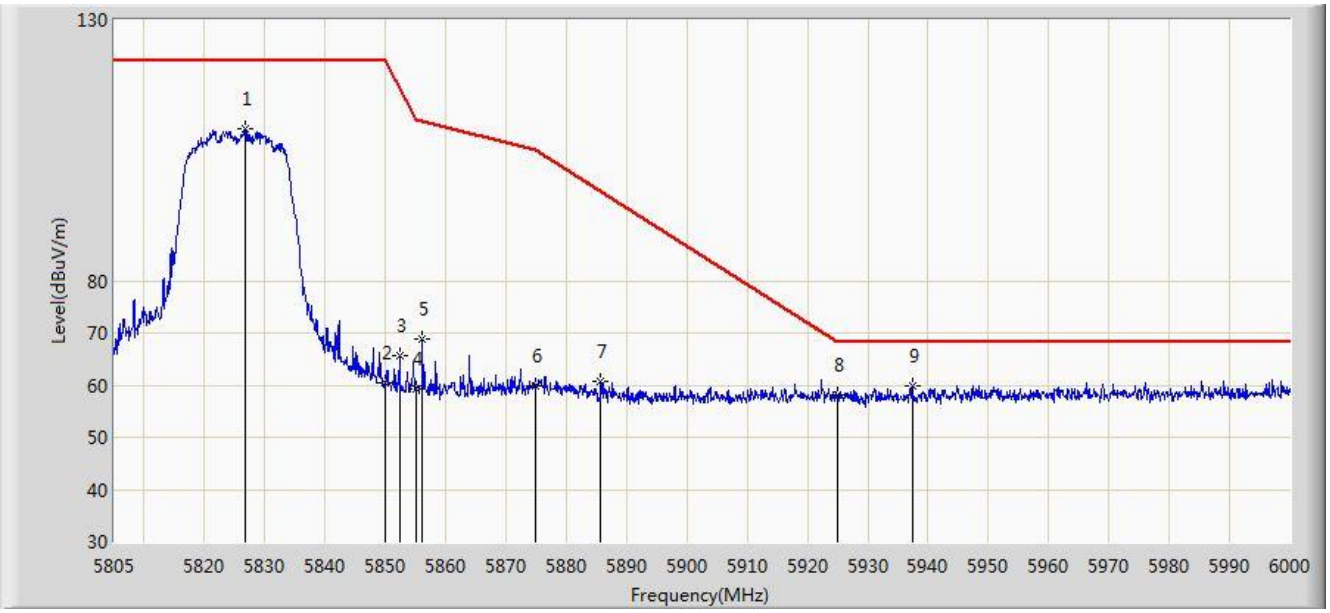

No	Flag	Mark	Frequency (MHz)	Measure Level (dBuV/m)	Reading Level (dBuV)	Over Limit (dB)	Limit (dBuV/m)	Factor (dB)	Type
1			5826.743	109.133	101.467	N/A	N/A	7.667	PK
2			5850.000	60.354	52.581	-61.846	122.200	7.774	PK
3			5852.288	65.602	57.827	-51.381	116.982	7.775	PK
4			5855.000	59.133	51.357	-51.667	110.800	7.775	PK
5			5856.187	68.842	61.065	-41.625	110.467	7.776	PK
6			5875.000	59.927	52.109	-45.273	105.200	7.818	PK
7			5885.632	60.622	52.790	-36.684	97.306	7.832	PK
8			5925.000	58.190	50.371	-10.010	68.200	7.819	PK
9		*	5937.405	59.967	52.135	-8.233	68.200	7.832	PK

Note: Measure Level (dBμV/m) = Reading Level (dBμV) + Factor (dB)

Factor (dB) = Cable Loss (dB) + Antenna Factor (dB/m) - Pre_Amplifier Gain (dB)

Site: AC1	Time: 2018/12/19 - 02:50
Limit: FCC_Part15.209_RE(3m)	Engineer: Max Wang
Probe: BBHA9120D_1-18GHz	Polarity: Horizontal
EUT: 2.4GHz/5GHz WiFi + Bluetooth Combination Module	Power: AC 120V/60Hz
Test Mode: Transmit by 802.11n-HT40 at Channel 5190MHz	

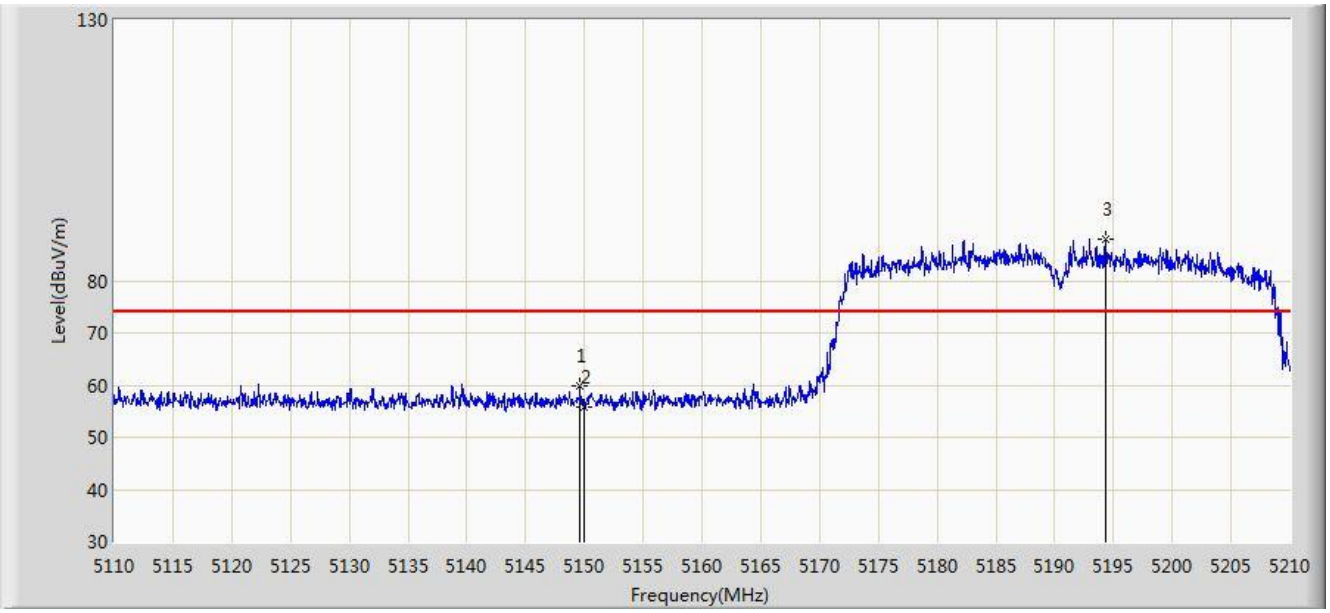

No	Flag	Mark	Frequency (MHz)	Measure Level (dBuV/m)	Reading Level (dBuV)	Over Limit (dB)	Limit (dBuV/m)	Factor (dB)	Type
1			5149.600	59.835	53.274	-14.165	74.000	6.561	PK
2			5150.000	55.800	49.238	-18.200	74.000	6.562	PK
3		*	5194.300	87.964	81.607	N/A	N/A	6.357	PK

Note: Measure Level (dBµV/m) = Reading Level (dBµV) + Factor (dB)

Factor (dB) = Cable Loss (dB) + Antenna Factor (dB/m) - Pre_Amplifier Gain (dB)

Site: AC1	Time: 2018/12/19 - 02:51
Limit: FCC_Part15.209_RE(3m)	Engineer: Max Wang
Probe: BBHA9120D_1-18GHz	Polarity: Horizontal
EUT: 2.4GHz/5GHz WiFi + Bluetooth Combination Module	Power: AC 120V/60Hz
Test Mode: Transmit by 802.11n-HT40 at Channel 5190MHz	

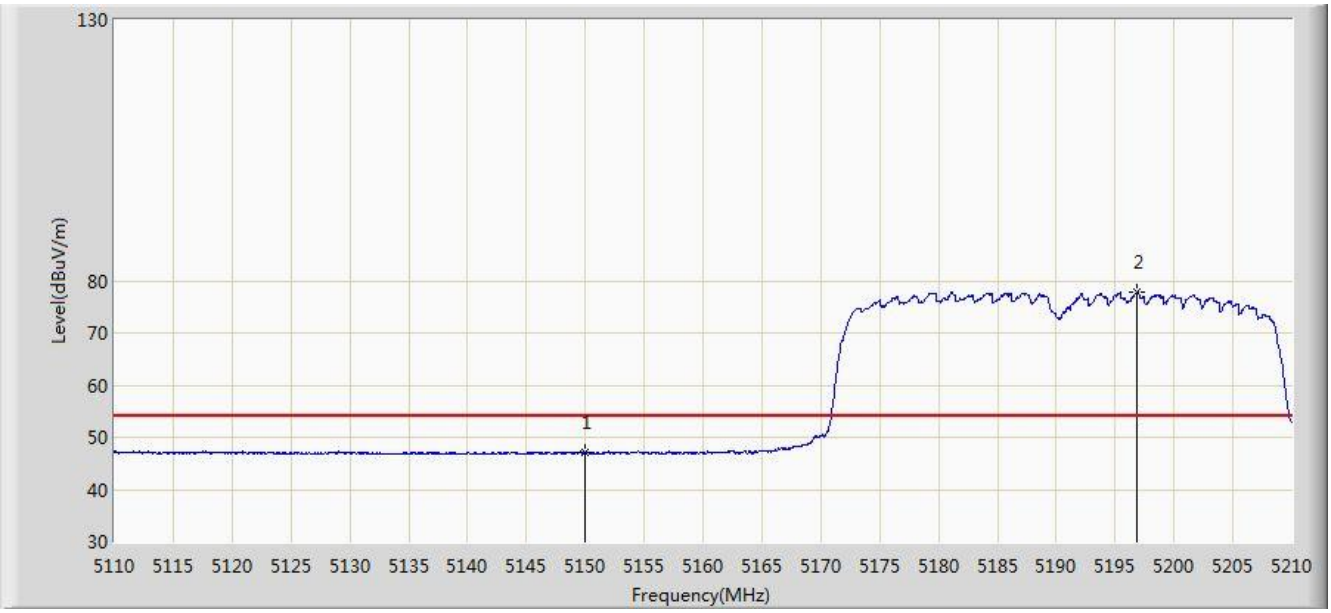

No	Flag	Mark	Frequency (MHz)	Measure Level (dBuV/m)	Reading Level (dBuV)	Over Limit (dB)	Limit (dBuV/m)	Factor (dB)	Type
1			5150.000	47.035	40.473	-6.965	54.000	6.562	AV
2		*	5196.900	77.730	71.387	N/A	N/A	6.342	AV

Note: Measure Level (dBμV/m) = Reading Level (dBμV) + Factor (dB)

Factor (dB) = Cable Loss (dB) + Antenna Factor (dB/m) - Pre_Amplifier Gain (dB)

Site: AC1	Time: 2018/12/19 - 02:49
Limit: FCC_Part15.209_RE(3m)	Engineer: Max Wang
Probe: BBHA9120D_1-18GHz	Polarity: Vertical
EUT: 2.4GHz/5GHz WiFi + Bluetooth Combination Module	Power: AC 120V/60Hz
Test Mode: Transmit by 802.11n-HT40 at Channel 5190MHz	

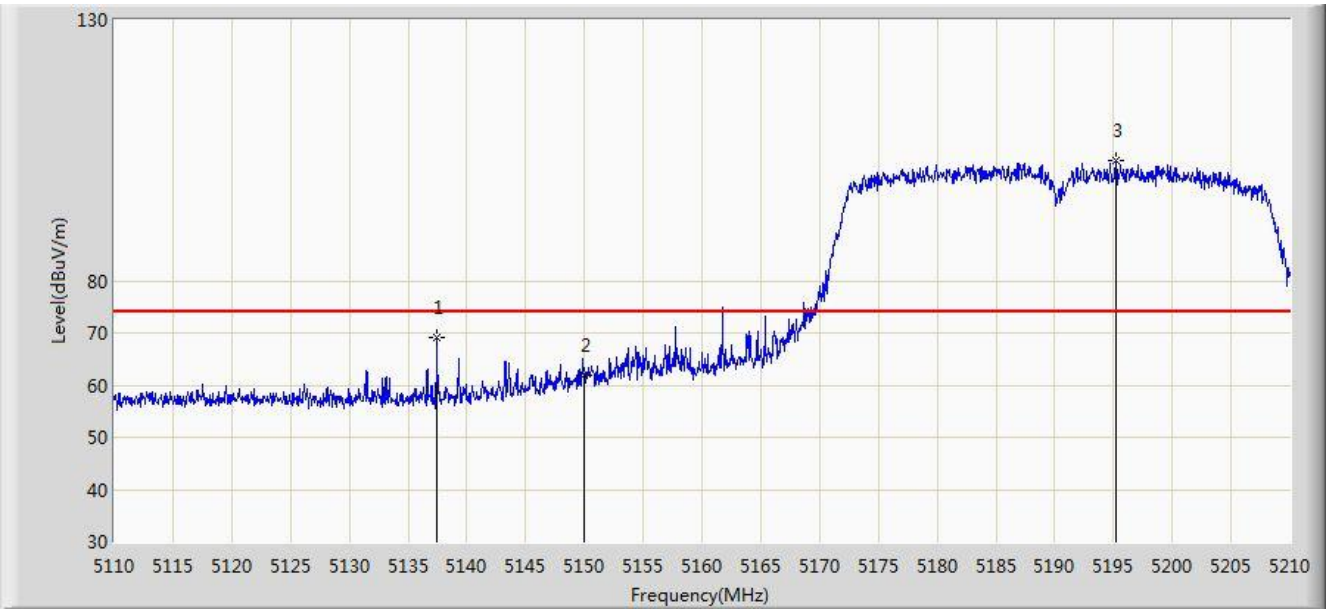

No	Flag	Mark	Frequency (MHz)	Measure Level (dBuV/m)	Reading Level (dBuV)	Over Limit (dB)	Limit (dBuV/m)	Factor (dB)	Type
1			5137.450	69.082	62.462	-4.918	74.000	6.620	PK
2			5150.000	61.753	55.191	-12.247	74.000	6.562	PK
3		*	5195.250	103.049	96.697	N/A	N/A	6.352	PK

Note: Measure Level (dBµV/m) = Reading Level (dBµV) + Factor (dB)

Factor (dB) = Cable Loss (dB) + Antenna Factor (dB/m) - Pre_Amplifier Gain (dB)

Site: AC1	Time: 2018/12/19 - 02:45
Limit: FCC_Part15.209_RE(3m)	Engineer: Max Wang
Probe: BBHA9120D_1-18GHz	Polarity: Vertical
EUT: 2.4GHz/5GHz WiFi + Bluetooth Combination Module	Power: AC 120V/60Hz
Test Mode: Transmit by 802.11n-HT40 at Channel 5190MHz	

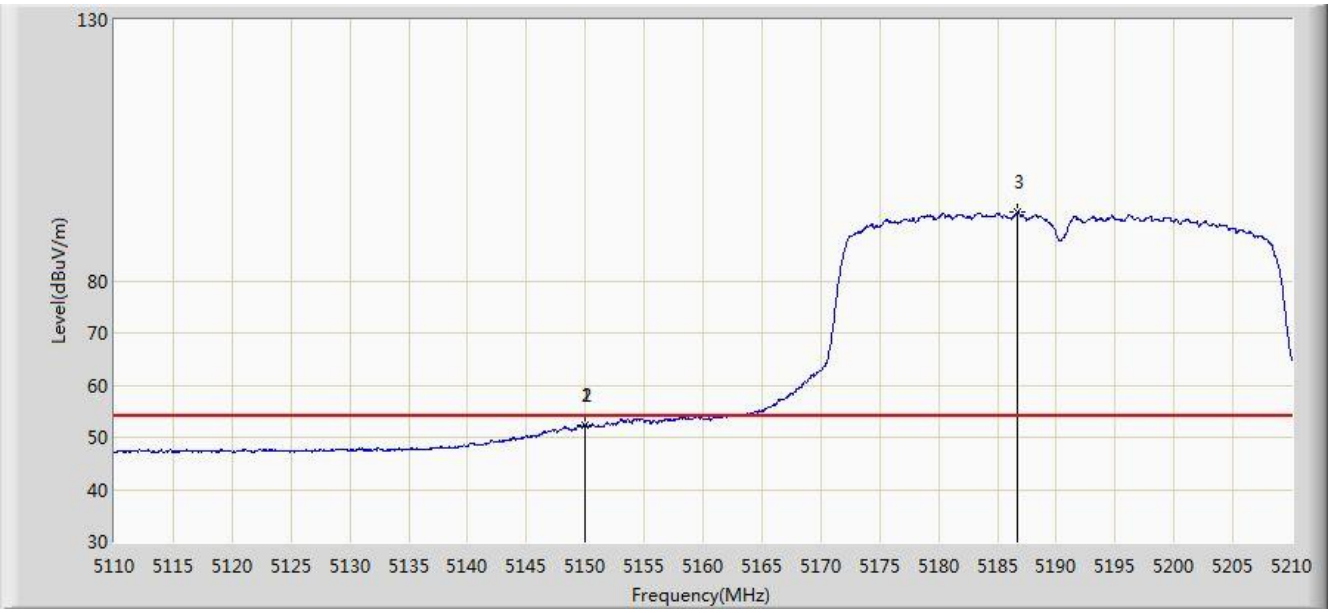

No	Flag	Mark	Frequency (MHz)	Measure Level (dBuV/m)	Reading Level (dBuV)	Over Limit (dB)	Limit (dBuV/m)	Factor (dB)	Type
1			5149.950	52.350	45.788	-1.650	54.000	6.562	AV
2			5150.000	52.292	45.730	-1.708	54.000	6.562	AV
3		*	5186.750	93.065	86.665	N/A	N/A	6.400	AV

Note: Measure Level (dBµV/m) = Reading Level (dBµV) + Factor (dB)

Factor (dB) = Cable Loss (dB) + Antenna Factor (dB/m) - Pre_Amplifier Gain (dB)

Site: AC1	Time: 2018/12/19 - 02:57
Limit: FCC_Part15.209_RE(3m)	Engineer: Max Wang
Probe: BBHA9120D_1-18GHz	Polarity: Horizontal
EUT: 2.4GHz/5GHz WiFi + Bluetooth Combination Module	Power: AC 120V/60Hz
Test Mode: Transmit by 802.11n-HT40 at Channel 5310MHz	

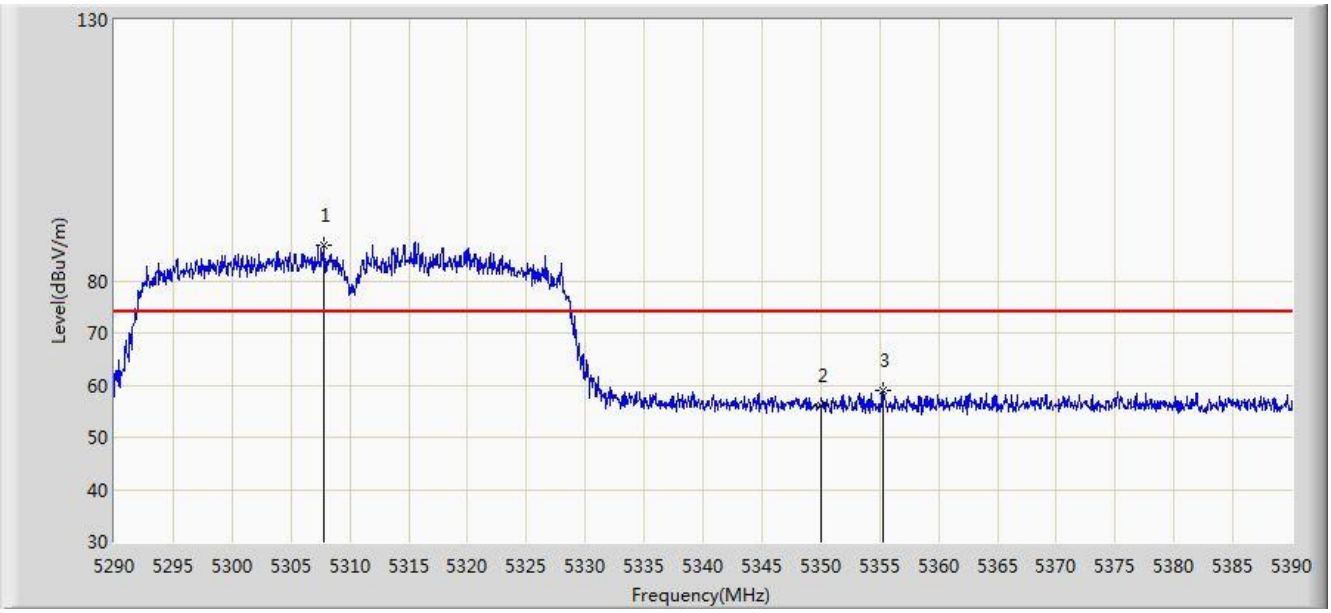

No	Flag	Mark	Frequency (MHz)	Measure Level (dBuV/m)	Reading Level (dBuV)	Over Limit (dB)	Limit (dBuV/m)	Factor (dB)	Type
1		*	5307.850	86.895	80.628	N/A	N/A	6.266	PK
2			5350.000	56.164	49.704	-17.836	74.000	6.460	PK
3			5355.250	58.914	52.432	-15.086	74.000	6.482	PK

Note: Measure Level (dBµV/m) = Reading Level (dBµV) + Factor (dB)

Factor (dB) = Cable Loss (dB) + Antenna Factor (dB/m) - Pre_Amplifier Gain (dB)

Site: AC1	Time: 2018/12/19 - 02:59
Limit: FCC_Part15.209_RE(3m)	Engineer: Max Wang
Probe: BBHA9120D_1-18GHz	Polarity: Horizontal
EUT: 2.4GHz/5GHz WiFi + Bluetooth Combination Module	Power: AC 120V/60Hz
Test Mode: Transmit by 802.11n-HT40 at Channel 5310MHz	

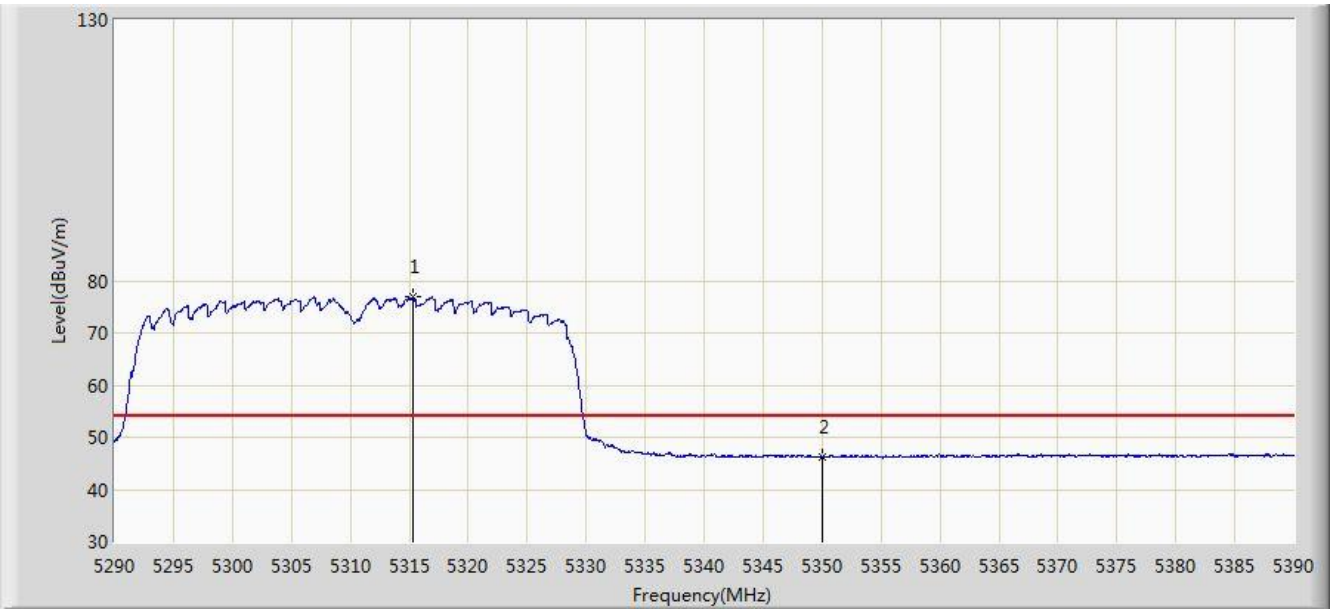

No	Flag	Mark	Frequency (MHz)	Measure Level (dBuV/m)	Reading Level (dBuV)	Over Limit (dB)	Limit (dBuV/m)	Factor (dB)	Type
1		*	5315.300	76.872	70.595	N/A	N/A	6.276	AV
2			5350.000	46.208	39.748	-7.792	54.000	6.460	AV

Note: Measure Level (dBµV/m) = Reading Level (dBµV) + Factor (dB)

Factor (dB) = Cable Loss (dB) + Antenna Factor (dB/m) - Pre_Amplifier Gain (dB)

Site: AC1	Time: 2018/12/19 - 02:56
Limit: FCC_Part15.209_RE(3m)	Engineer: Max Wang
Probe: BBHA9120D_1-18GHz	Polarity: Vertical
EUT: 2.4GHz/5GHz WiFi + Bluetooth Combination Module	Power: AC 120V/60Hz
Test Mode: Transmit by 802.11n-HT40 at Channel 5310MHz	

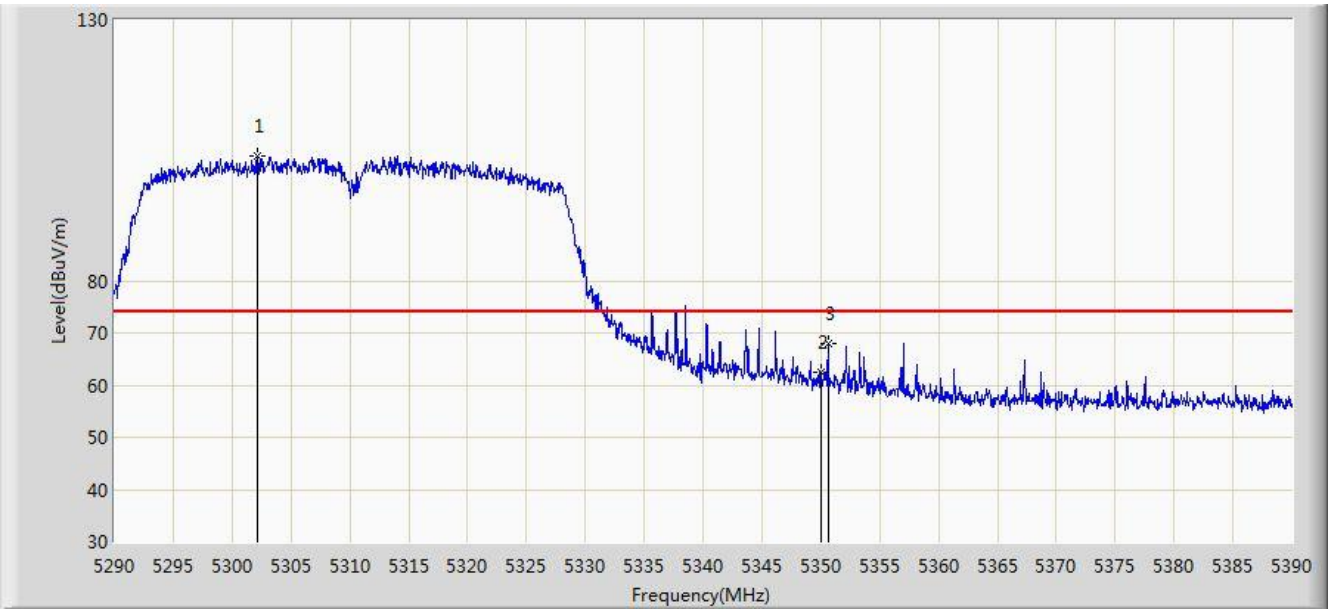

No	Flag	Mark	Frequency (MHz)	Measure Level (dBuV/m)	Reading Level (dBuV)	Over Limit (dB)	Limit (dBuV/m)	Factor (dB)	Type
1		*	5302.100	103.923	97.663	N/A	N/A	6.260	PK
2			5350.000	62.574	56.114	-11.426	74.000	6.460	PK
3			5350.600	67.935	61.472	-6.065	74.000	6.463	PK

Note: Measure Level (dBµV/m) = Reading Level (dBµV) + Factor (dB)

Factor (dB) = Cable Loss (dB) + Antenna Factor (dB/m) - Pre_Amplifier Gain (dB)

Site: AC1	Time: 2018/12/19 - 02:54
Limit: FCC_Part15.209_RE(3m)	Engineer: Max Wang
Probe: BBHA9120D_1-18GHz	Polarity: Vertical
EUT: 2.4GHz/5GHz WiFi + Bluetooth Combination Module	Power: AC 120V/60Hz
Test Mode: Transmit by 802.11n-HT40 at Channel 5310MHz	

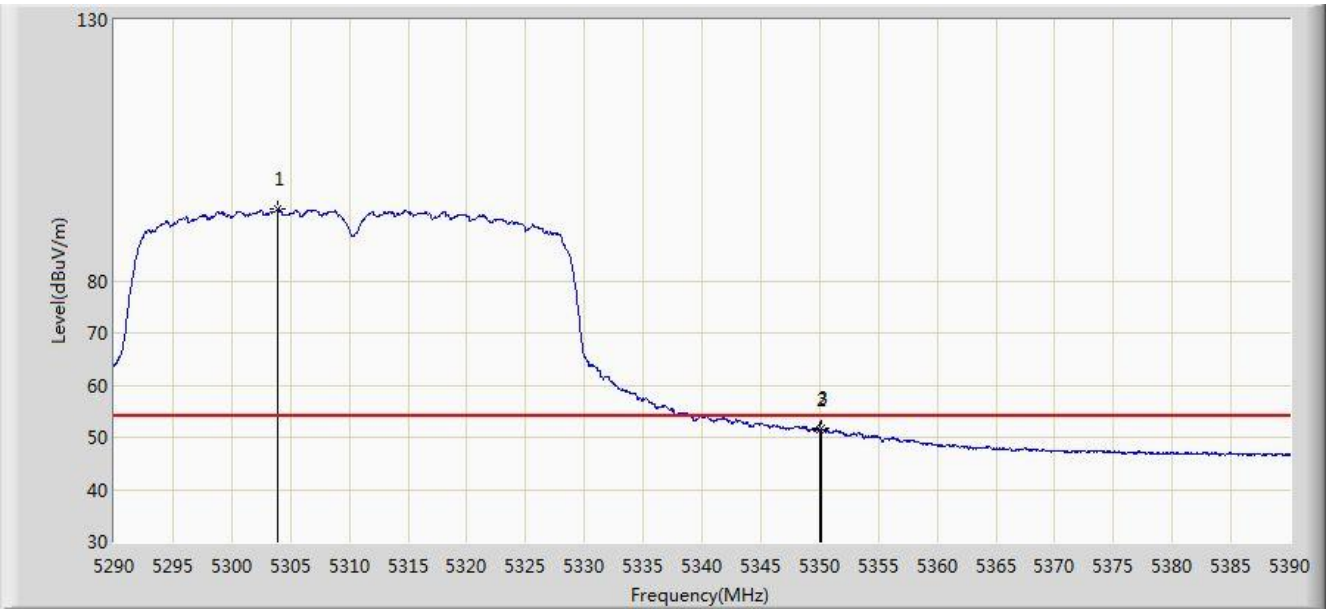

No	Flag	Mark	Frequency (MHz)	Measure Level (dBuV/m)	Reading Level (dBuV)	Over Limit (dB)	Limit (dBuV/m)	Factor (dB)	Type
1		*	5303.950	93.702	87.440	N/A	N/A	6.263	AV
2			5350.000	51.442	44.982	-2.558	54.000	6.460	AV
3			5350.200	51.638	45.177	-2.362	54.000	6.461	AV

Note: Measure Level (dBµV/m) = Reading Level (dBµV) + Factor (dB)

Factor (dB) = Cable Loss (dB) + Antenna Factor (dB/m) - Pre_Amplifier Gain (dB)

Site: AC1	Time: 2018/12/19 - 03:06
Limit: FCC_Part15.209_RE(3m)	Engineer: Max Wang
Probe: BBHA9120D_1-18GHz	Polarity: Horizontal
EUT: 2.4GHz/5GHz WiFi + Bluetooth Combination Module	Power: AC 120V/60Hz
Test Mode: Transmit by 802.11n-HT40 at Channel 5510MHz	

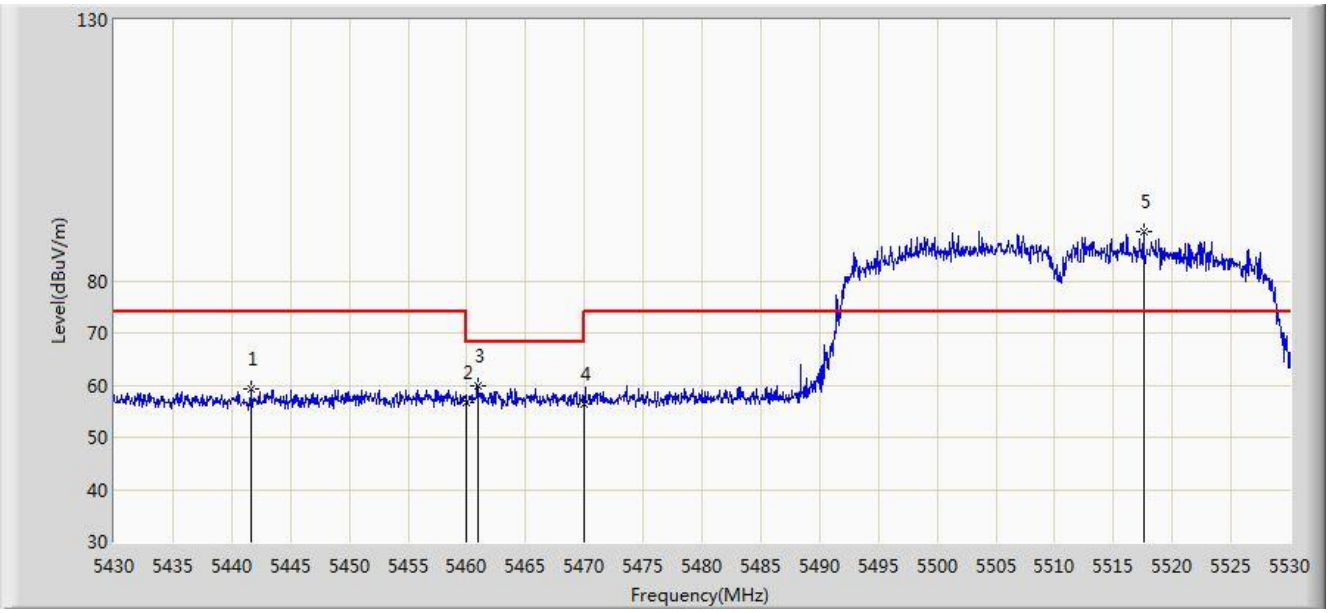

No	Flag	Mark	Frequency (MHz)	Measure Level (dBuV/m)	Reading Level (dBuV)	Over Limit (dB)	Limit (dBuV/m)	Factor (dB)	Type
1			5441.650	59.377	52.696	-14.623	74.000	6.680	PK
2			5460.000	56.808	50.006	-17.192	74.000	6.802	PK
3			5460.900	59.926	53.120	-8.274	68.200	6.805	PK
4			5470.000	56.384	49.539	-11.816	68.200	6.845	PK
5		*	5517.550	89.483	82.670	N/A	N/A	6.814	PK

Note: Measure Level (dBμV/m) = Reading Level (dBμV) + Factor (dB)

Factor (dB) = Cable Loss (dB) + Antenna Factor (dB/m) - Pre_Amplifier Gain (dB)

Site: AC1	Time: 2018/12/19 - 03:07
Limit: FCC_Part15.209_RE(3m)	Engineer: Max Wang
Probe: BBHA9120D_1-18GHz	Polarity: Horizontal
EUT: 2.4GHz/5GHz WiFi + Bluetooth Combination Module	Power: AC 120V/60Hz
Test Mode: Transmit by 802.11n-HT40 at Channel 5510MHz	

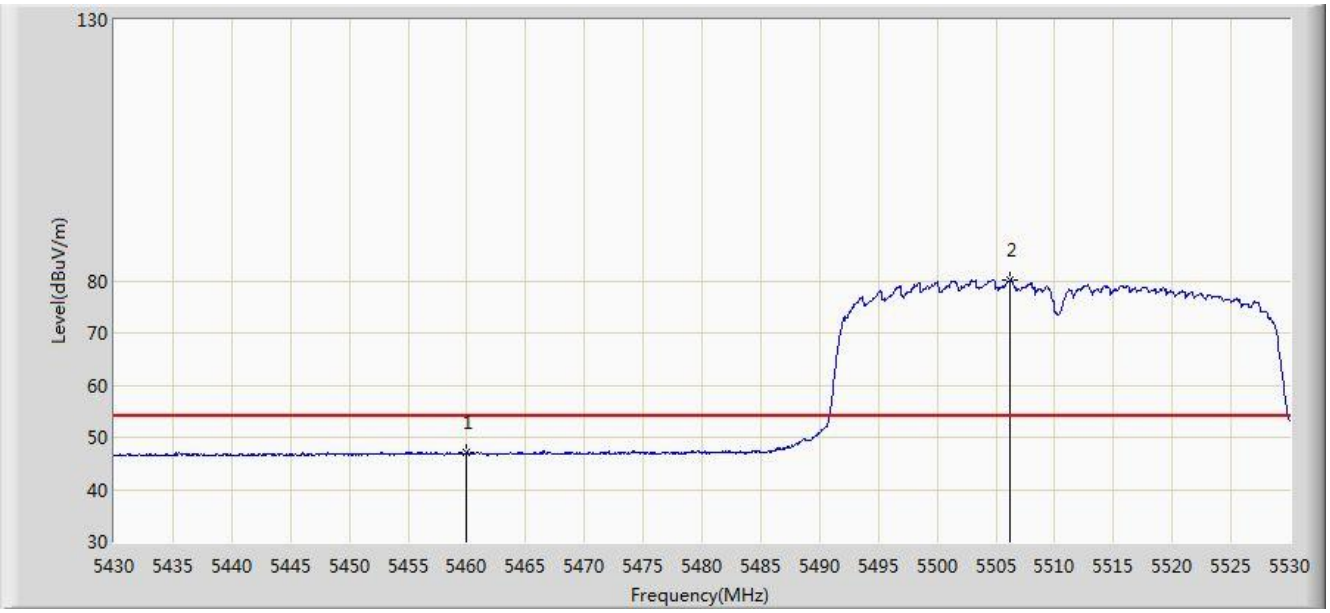

No	Flag	Mark	Frequency (MHz)	Measure Level (dBuV/m)	Reading Level (dBuV)	Over Limit (dB)	Limit (dBuV/m)	Factor (dB)	Type
1			5460.000	47.014	40.212	-6.986	54.000	6.802	AV
2		*	5506.250	80.263	73.452	N/A	N/A	6.811	AV

Note: Measure Level (dBµV/m) = Reading Level (dBµV) + Factor (dB)

Factor (dB) = Cable Loss (dB) + Antenna Factor (dB/m) - Pre_Amplifier Gain (dB)

Site: AC1	Time: 2018/12/19 - 03:02
Limit: FCC_Part15.209_RE(3m)	Engineer: Max Wang
Probe: BBHA9120D_1-18GHz	Polarity: Vertical
EUT: 2.4GHz/5GHz WiFi + Bluetooth Combination Module	Power: AC 120V/60Hz
Test Mode: Transmit by 802.11n-HT40 at Channel 5510MHz	

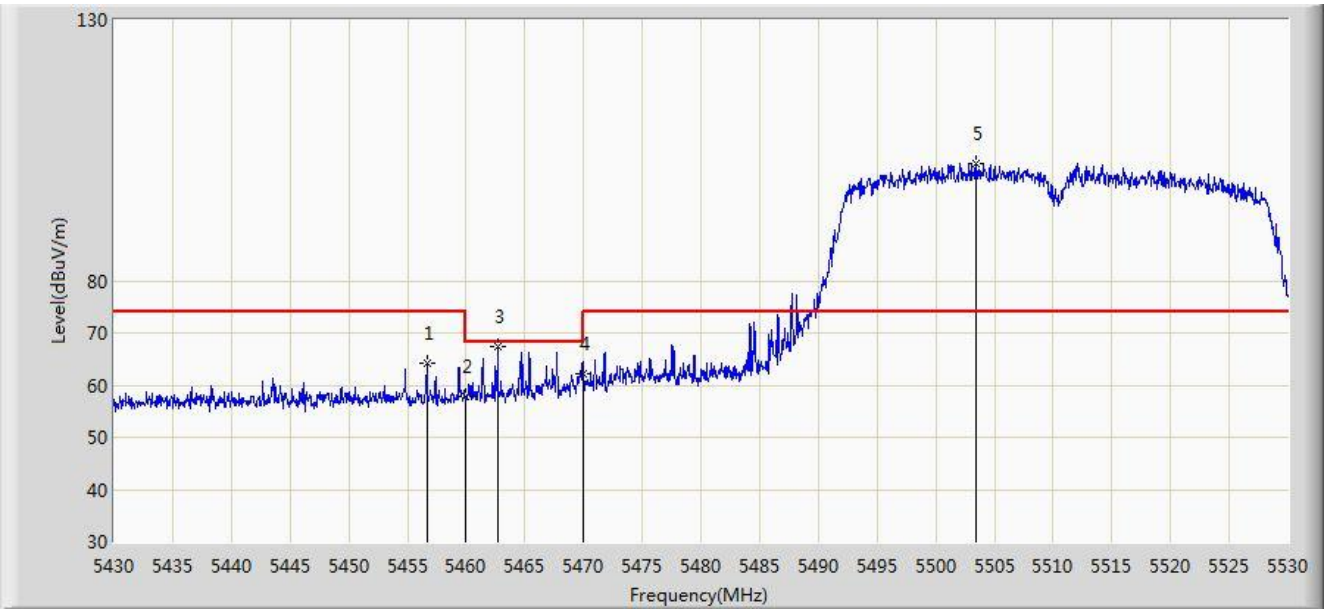

No	Flag	Mark	Frequency (MHz)	Measure Level (dBuV/m)	Reading Level (dBuV)	Over Limit (dB)	Limit (dBuV/m)	Factor (dB)	Type
1			5456.700	64.220	57.432	-9.780	74.000	6.788	PK
2			5460.000	57.749	50.947	-16.251	74.000	6.802	PK
3			5462.700	67.386	60.573	-0.814	68.200	6.813	PK
4			5470.000	62.146	55.301	-6.054	68.200	6.845	PK
5		*	5503.400	102.425	95.612	N/A	N/A	6.814	PK

Note: Measure Level (dBμV/m) = Reading Level (dBμV) + Factor (dB)

Factor (dB) = Cable Loss (dB) + Antenna Factor (dB/m) - Pre_Amplifier Gain (dB)

Site: AC1	Time: 2018/12/19 - 03:04
Limit: FCC_Part15.209_RE(3m)	Engineer: Max Wang
Probe: BBHA9120D_1-18GHz	Polarity: Vertical
EUT: 2.4GHz/5GHz WiFi + Bluetooth Combination Module	Power: AC 120V/60Hz
Test Mode: Transmit by 802.11n-HT40 at Channel 5510MHz	

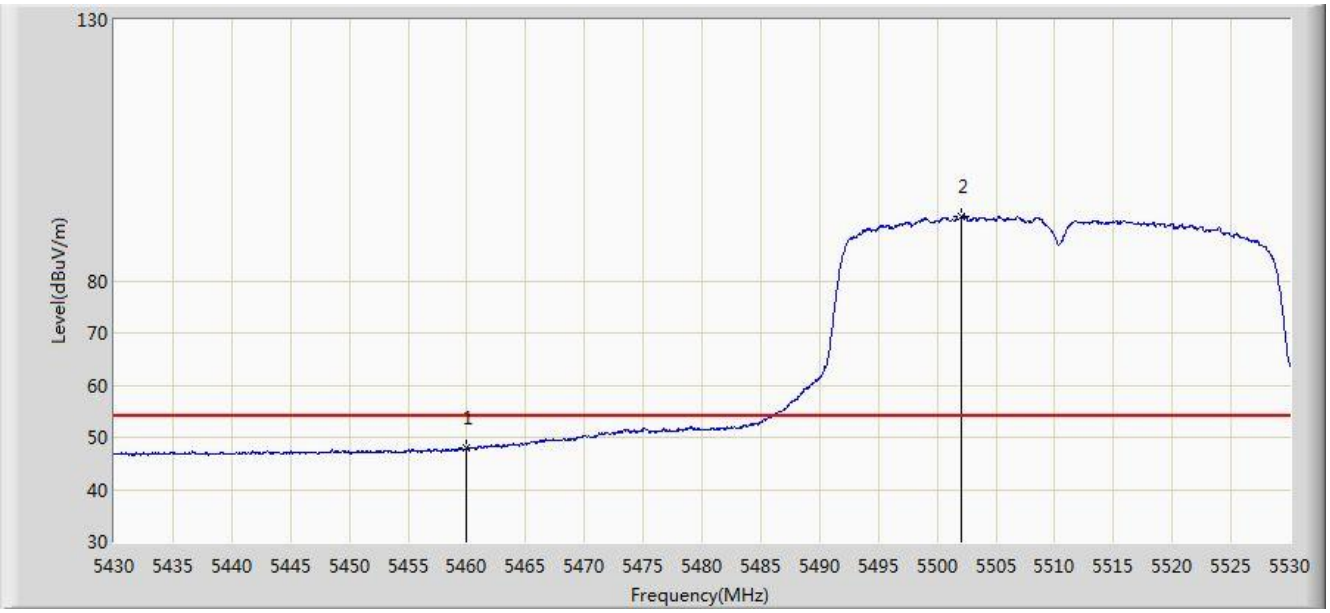

No	Flag	Mark	Frequency (MHz)	Measure Level (dBuV/m)	Reading Level (dBuV)	Over Limit (dB)	Limit (dBuV/m)	Factor (dB)	Type
1			5460.000	47.846	41.044	-6.154	54.000	6.802	AV
2		*	5502.000	92.344	85.528	N/A	N/A	6.816	AV

Note: Measure Level (dBµV/m) = Reading Level (dBµV) + Factor (dB)

Factor (dB) = Cable Loss (dB) + Antenna Factor (dB/m) - Pre_Amplifier Gain (dB)

Site: AC1	Time: 2018/12/19 - 03:11
Limit: FCC_Part15.209_RE(3m) 68.2	Engineer: Max Wang
Probe: BBHA9120D_1-18GHz	Polarity: Horizontal
EUT: 2.4GHz/5GHz WiFi + Bluetooth Combination Module	Power: AC 120V/60Hz
Test Mode: Transmit by 802.11n-HT40 at Channel 5670MHz	

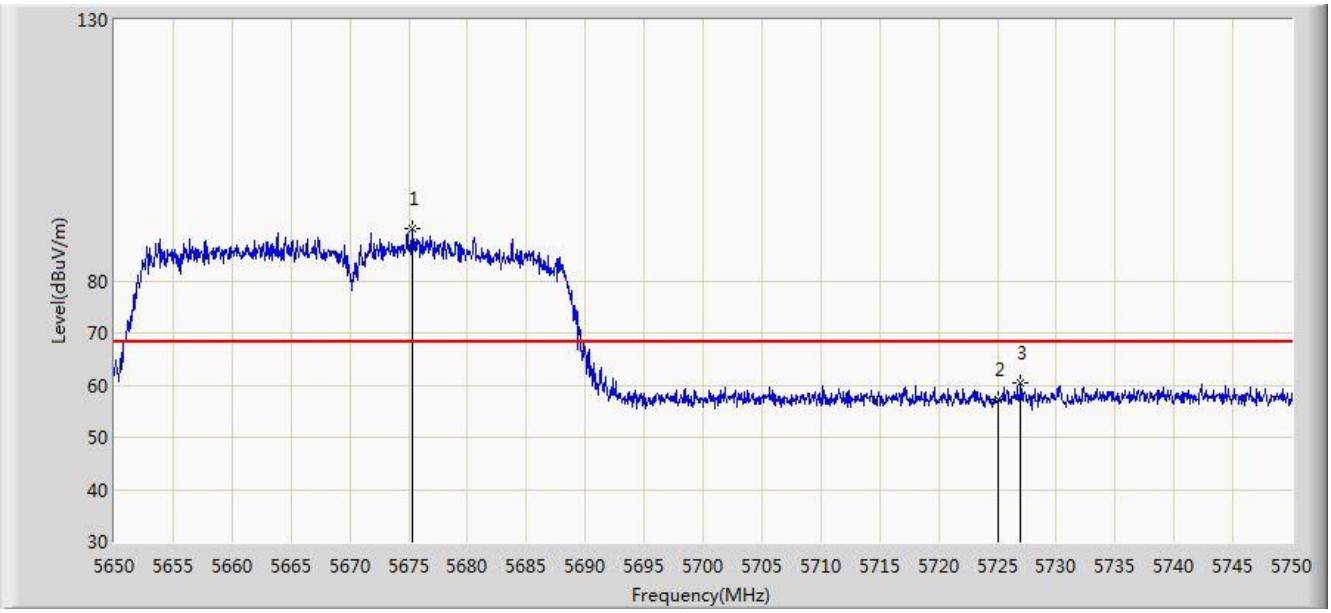

No	Flag	Mark	Frequency (MHz)	Measure Level (dBuV/m)	Reading Level (dBuV)	Over Limit (dB)	Limit (dBuV/m)	Factor (dB)	Type
1		*	5675.300	90.137	83.080	N/A	N/A	7.057	PK
2			5725.000	57.231	49.903	-10.969	68.200	7.328	PK
3			5727.000	60.416	53.078	-7.784	68.200	7.339	PK

Note: Measure Level (dBµV/m) = Reading Level (dBµV) + Factor (dB)

Factor (dB) = Cable Loss (dB) + Antenna Factor (dB/m) - Pre_Amplifier Gain (dB)

Site: AC1	Time: 2018/12/19 - 03:09
Limit: FCC_Part15.209_RE(3m) 68.2	Engineer: Max Wang
Probe: BBHA9120D_1-18GHz	Polarity: Vertical
EUT: 2.4GHz/5GHz WiFi + Bluetooth Combination Module	Power: AC 120V/60Hz
Test Mode: Transmit by 802.11n-HT40 at Channel 5670MHz	

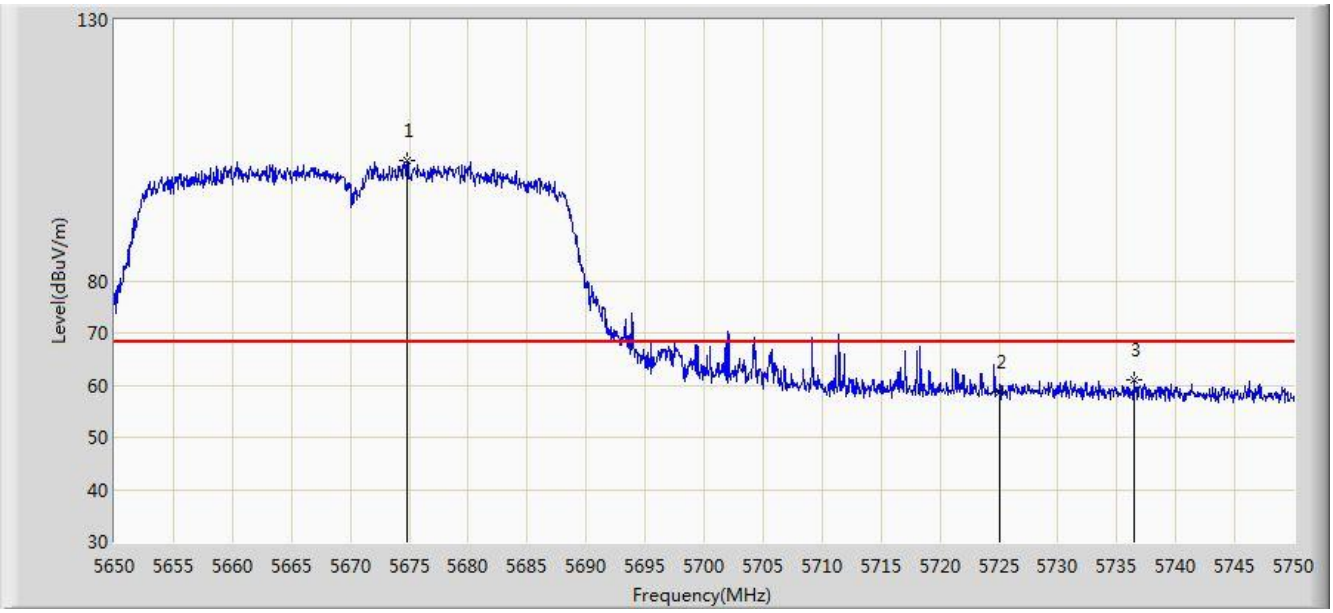

No	Flag	Mark	Frequency (MHz)	Measure Level (dBuV/m)	Reading Level (dBuV)	Over Limit (dB)	Limit (dBuV/m)	Factor (dB)	Type
1		*	5674.750	102.930	95.875	N/A	N/A	7.055	PK
2			5725.000	58.654	51.326	-9.546	68.200	7.328	PK
3			5736.450	61.067	53.689	-7.133	68.200	7.377	PK

Note: Measure Level (dBµV/m) = Reading Level (dBµV) + Factor (dB)

Factor (dB) = Cable Loss (dB) + Antenna Factor (dB/m) - Pre_Amplifier Gain (dB)

Site: AC1	Time: 2018/12/19 - 03:16
Limit: FCC_Part15.407_RE(3m)	Engineer: Max Wang
Probe: BBHA9120D_1-18GHz	Polarity: Horizontal
EUT: 2.4GHz/5GHz WiFi + Bluetooth Combination Module	Power: AC 120V/60Hz
Test Mode: Transmit by 802.11n-HT40 at Channel 5755MHz	

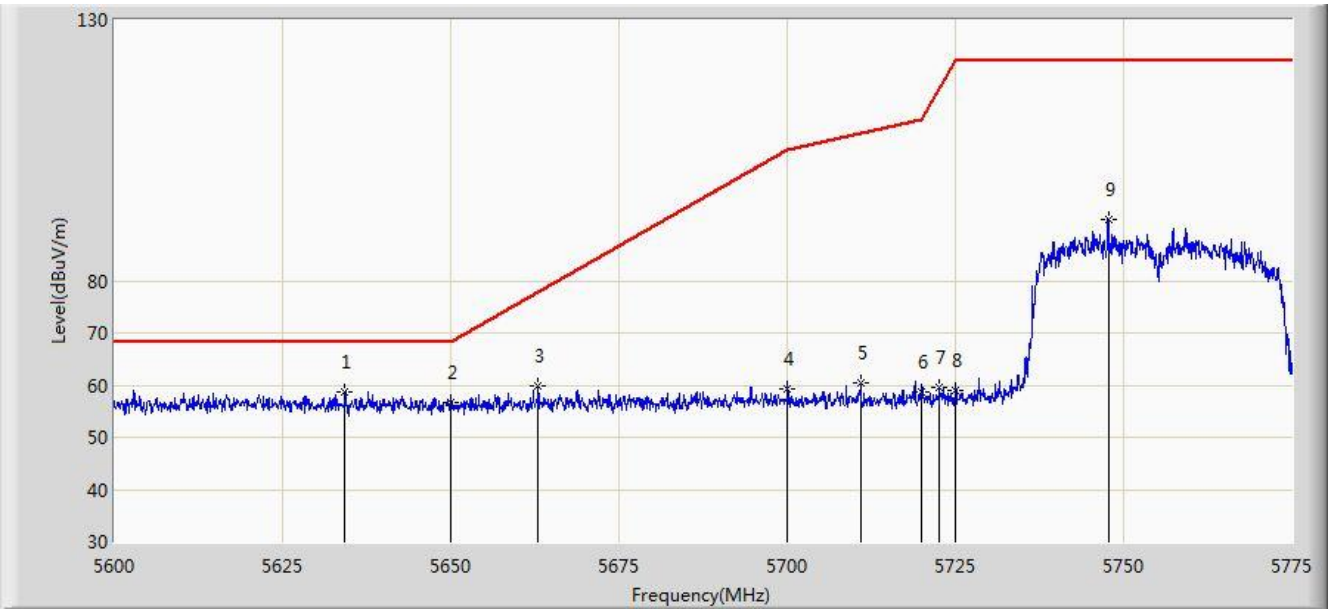

No	Flag	Mark	Frequency (MHz)	Measure Level (dBuV/m)	Reading Level (dBuV)	Over Limit (dB)	Limit (dBuV/m)	Factor (dB)	Type
1		*	5634.300	58.789	51.792	-9.411	68.200	6.996	PK
2			5650.000	56.712	49.707	-11.488	68.200	7.005	PK
3			5663.000	59.845	52.809	-18.006	77.851	7.036	PK
4			5700.000	59.362	52.197	-45.838	105.200	7.165	PK
5			5710.950	60.434	53.186	-47.834	108.268	7.247	PK
6			5720.000	58.609	51.310	-52.191	110.800	7.299	PK
7			5722.587	59.560	52.246	-57.139	116.700	7.314	PK
8			5725.000	58.882	51.554	-63.318	122.200	7.328	PK
9			5747.700	91.817	84.410	N/A	N/A	7.406	PK

Note: Measure Level (dBμV/m) = Reading Level (dBμV) + Factor (dB)

Factor (dB) = Cable Loss (dB) + Antenna Factor (dB/m) - Pre_Amplifier Gain (dB)

Site: AC1	Time: 2018/12/19 - 03:13
Limit: FCC_Part15.407_RE(3m)	Engineer: Max Wang
Probe: BBHA9120D_1-18GHz	Polarity: Vertical
EUT: 2.4GHz/5GHz WiFi + Bluetooth Combination Module	Power: AC 120V/60Hz
Test Mode: Transmit by 802.11n-HT40 at Channel 5755MHz	

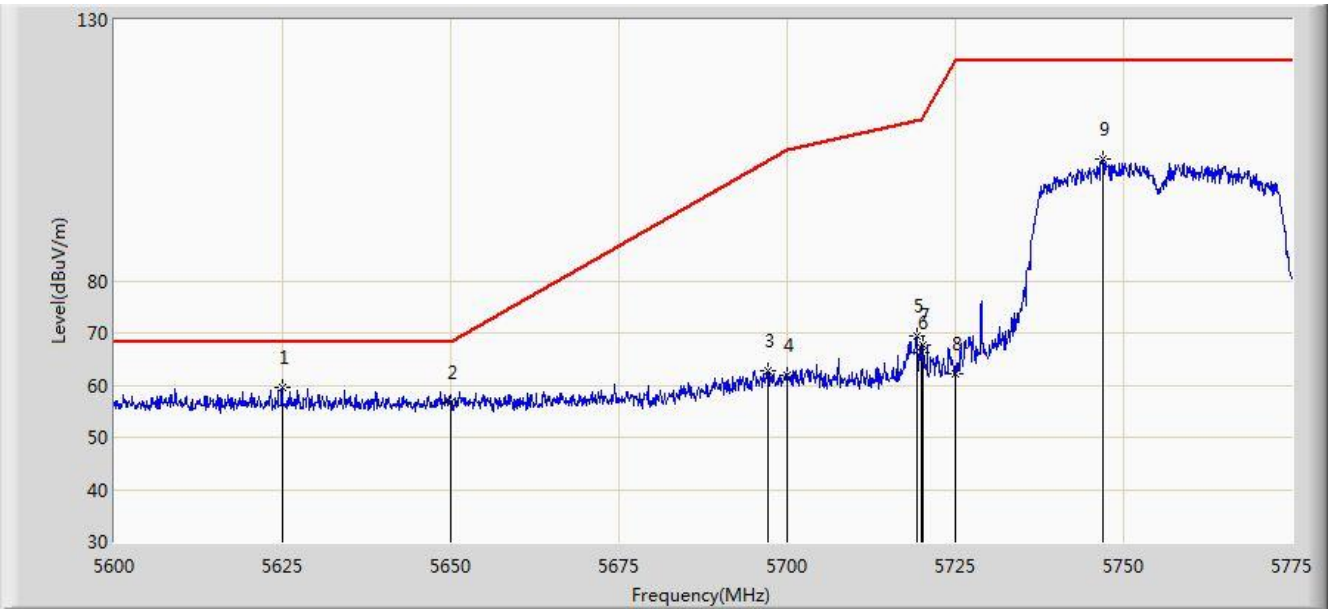

No	Flag	Mark	Frequency (MHz)	Measure Level (dBuV/m)	Reading Level (dBuV)	Over Limit (dB)	Limit (dBuV/m)	Factor (dB)	Type
1		*	5624.937	59.703	52.690	-8.497	68.200	7.013	PK
2			5650.000	56.694	49.689	-11.506	68.200	7.005	PK
3			5697.212	62.857	55.710	-40.289	103.145	7.147	PK
4			5700.000	61.754	54.589	-43.446	105.200	7.165	PK
5			5719.263	69.494	62.199	-41.100	110.594	7.296	PK
6			5720.000	66.131	58.832	-44.669	110.800	7.299	PK
7			5720.138	67.715	60.415	-43.400	111.115	7.300	PK
8			5725.000	62.236	54.908	-59.964	122.200	7.328	PK
9			5746.825	103.402	95.996	N/A	N/A	7.406	PK

Note: Measure Level (dBμV/m) = Reading Level (dBμV) + Factor (dB)

Factor (dB) = Cable Loss (dB) + Antenna Factor (dB/m) - Pre_Amplifier Gain (dB)

Site: AC1	Time: 2018/12/19 - 03:19
Limit: FCC_Part15.407_RE(3m)	Engineer: Max Wang
Probe: BBHA9120D_1-18GHz	Polarity: Horizontal
EUT: 2.4GHz/5GHz WiFi + Bluetooth Combination Module	Power: AC 120V/60Hz
Test Mode: Transmit by 802.11n-HT40 at Channel 5795MHz	

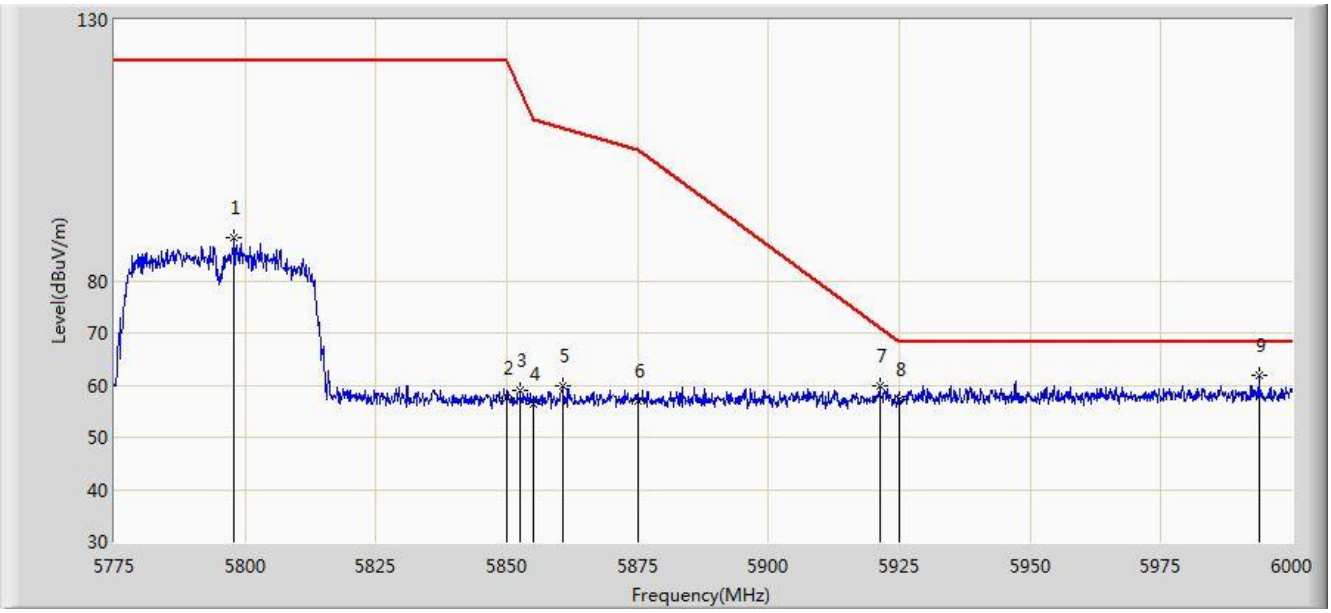

No	Flag	Mark	Frequency (MHz)	Measure Level (dBuV/m)	Reading Level (dBuV)	Over Limit (dB)	Limit (dBuV/m)	Factor (dB)	Type
1			5797.950	88.243	80.693	N/A	N/A	7.549	PK
2			5850.000	57.652	49.879	-64.548	122.200	7.774	PK
3			5852.625	58.913	51.138	-57.301	116.214	7.774	PK
4			5855.000	56.508	48.732	-54.292	110.800	7.775	PK
5			5860.725	59.962	52.183	-49.233	109.195	7.779	PK
6			5875.000	56.961	49.143	-48.239	105.200	7.818	PK
7			5921.250	59.740	51.923	-11.225	70.964	7.817	PK
8			5925.000	57.366	49.547	-10.834	68.200	7.819	PK
9		*	5993.700	61.784	53.834	-6.416	68.200	7.950	PK

Note: Measure Level (dBμV/m) = Reading Level (dBμV) + Factor (dB)

Factor (dB) = Cable Loss (dB) + Antenna Factor (dB/m) - Pre_Amplifier Gain (dB)

Site: AC1	Time: 2018/12/19 - 03:18
Limit: FCC_Part15.407_RE(3m)	Engineer: Max Wang
Probe: BBHA9120D_1-18GHz	Polarity: Vertical
EUT: 2.4GHz/5GHz WiFi + Bluetooth Combination Module	Power: AC 120V/60Hz
Test Mode: Transmit by 802.11n-HT40 at Channel 5795MHz	

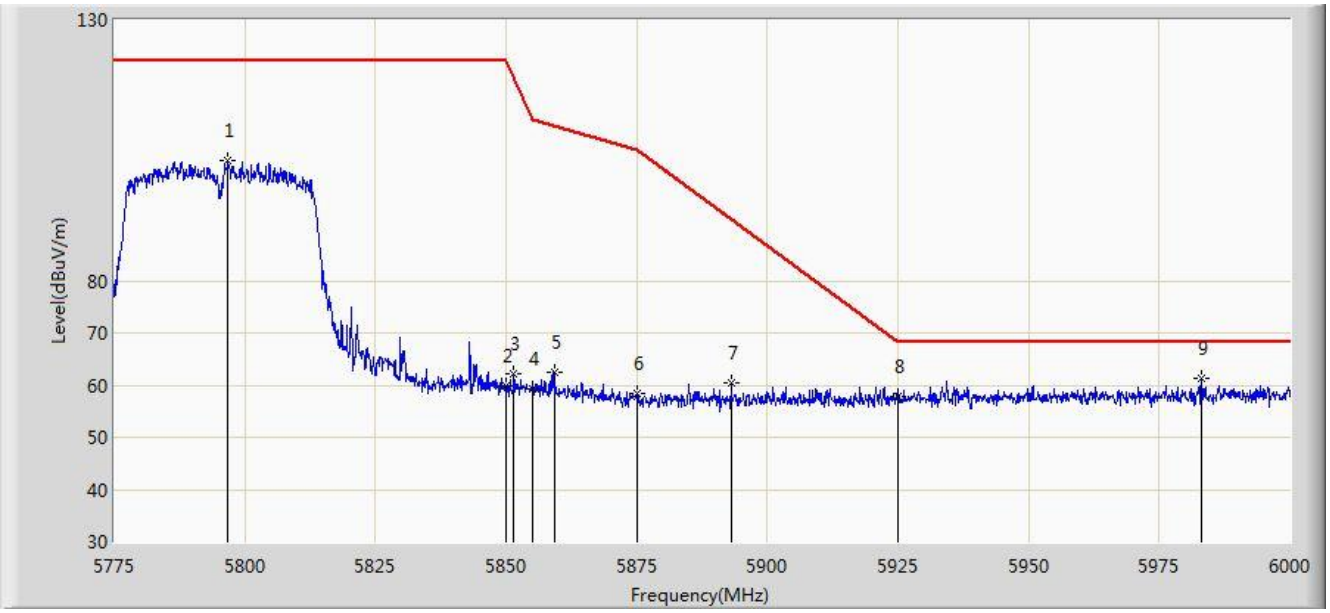

No	Flag	Mark	Frequency (MHz)	Measure Level (dBuV/m)	Reading Level (dBuV)	Over Limit (dB)	Limit (dBuV/m)	Factor (dB)	Type
1			5796.825	102.917	95.370	N/A	N/A	7.546	PK
2			5850.000	59.982	52.209	-62.218	122.200	7.774	PK
3			5851.500	62.197	54.423	-56.582	118.779	7.774	PK
4			5855.000	59.313	51.537	-51.487	110.800	7.775	PK
5			5859.263	62.515	54.737	-47.090	109.605	7.778	PK
6			5875.000	58.411	50.593	-46.789	105.200	7.818	PK
7			5893.013	60.409	52.575	-31.426	91.834	7.833	PK
8			5925.000	57.848	50.029	-10.352	68.200	7.819	PK
9		*	5983.013	61.347	53.448	-6.853	68.200	7.900	PK

Note: Measure Level (dBμV/m) = Reading Level (dBμV) + Factor (dB)

Factor (dB) = Cable Loss (dB) + Antenna Factor (dB/m) - Pre_Amplifier Gain (dB)

Site: AC1	Time: 2018/12/19 - 03:27
Limit: FCC_Part15.209_RE(3m)	Engineer: Max Wang
Probe: BBHA9120D_1-18GHz	Polarity: Horizontal
EUT: 2.4GHz/5GHz WiFi + Bluetooth Combination Module	Power: AC 120V/60Hz
Test Mode: Transmit by 802.11ac-VHT20 at Channel 5180MHz	

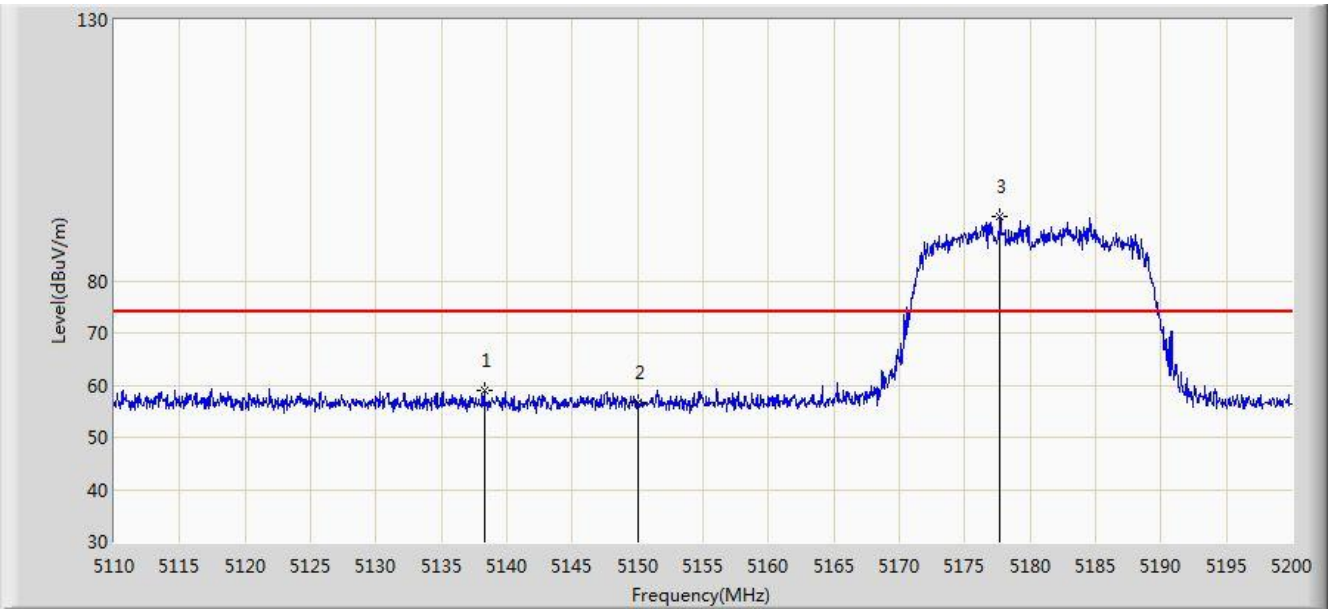

No	Flag	Mark	Frequency (MHz)	Measure Level (dBuV/m)	Reading Level (dBuV)	Over Limit (dB)	Limit (dBuV/m)	Factor (dB)	Type
1			5138.305	59.070	52.455	-14.930	74.000	6.614	PK
2			5150.000	56.734	50.172	-17.266	74.000	6.562	PK
3		*	5177.725	92.411	85.949	N/A	N/A	6.463	PK

Note: Measure Level (dBµV/m) = Reading Level (dBµV) + Factor (dB)

Factor (dB) = Cable Loss (dB) + Antenna Factor (dB/m) - Pre_Amplifier Gain (dB)

Site: AC1	Time: 2018/12/19 - 03:26
Limit: FCC_Part15.209_RE(3m)	Engineer: Max Wang
Probe: BBHA9120D_1-18GHz	Polarity: Horizontal
EUT: 2.4GHz/5GHz WiFi + Bluetooth Combination Module	Power: AC 120V/60Hz
Test Mode: Transmit by 802.11ac-VHT20 at Channel 5180MHz	

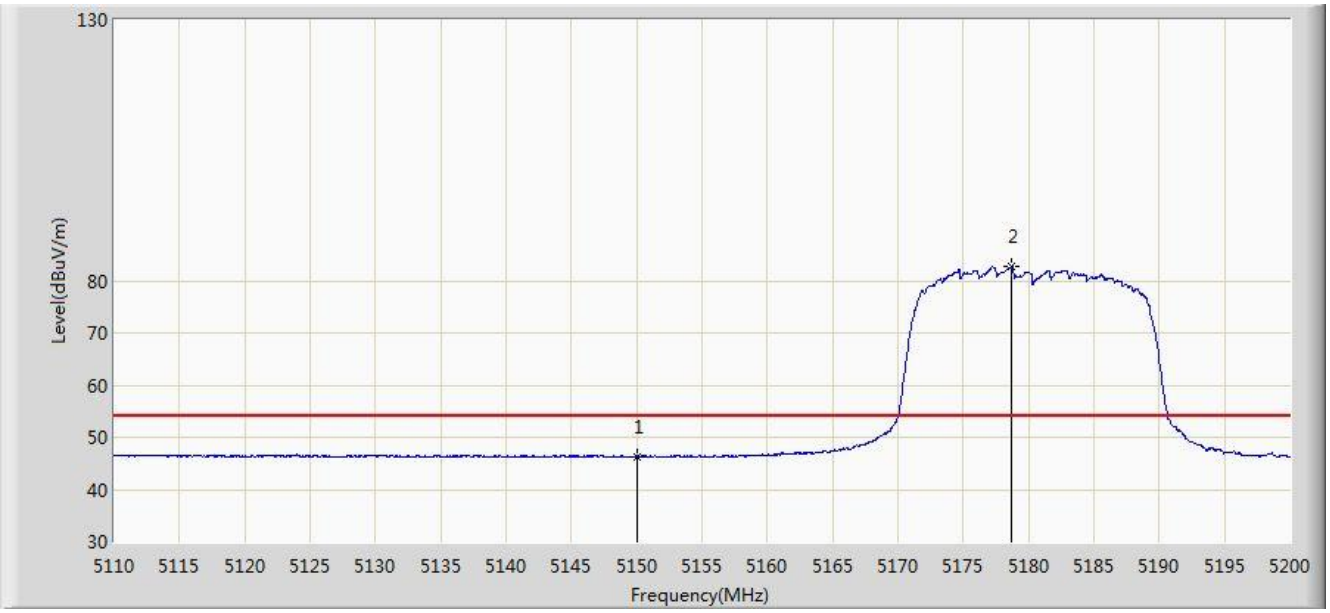

No	Flag	Mark	Frequency (MHz)	Measure Level (dBuV/m)	Reading Level (dBuV)	Over Limit (dB)	Limit (dBuV/m)	Factor (dB)	Type
1			5150.000	46.364	39.802	-7.636	54.000	6.562	AV
2		*	5178.715	82.737	76.283	N/A	N/A	6.455	AV

Note: Measure Level (dBμV/m) = Reading Level (dBμV) + Factor (dB)

Factor (dB) = Cable Loss (dB) + Antenna Factor (dB/m) - Pre_Amplifier Gain (dB)

Site: AC1	Time: 2018/12/19 - 03:22
Limit: FCC_Part15.209_RE(3m)	Engineer: Max Wang
Probe: BBHA9120D_1-18GHz	Polarity: Vertical
EUT: 2.4GHz/5GHz WiFi + Bluetooth Combination Module	Power: AC 120V/60Hz
Test Mode: Transmit by 802.11ac-VHT20 at Channel 5180MHz	

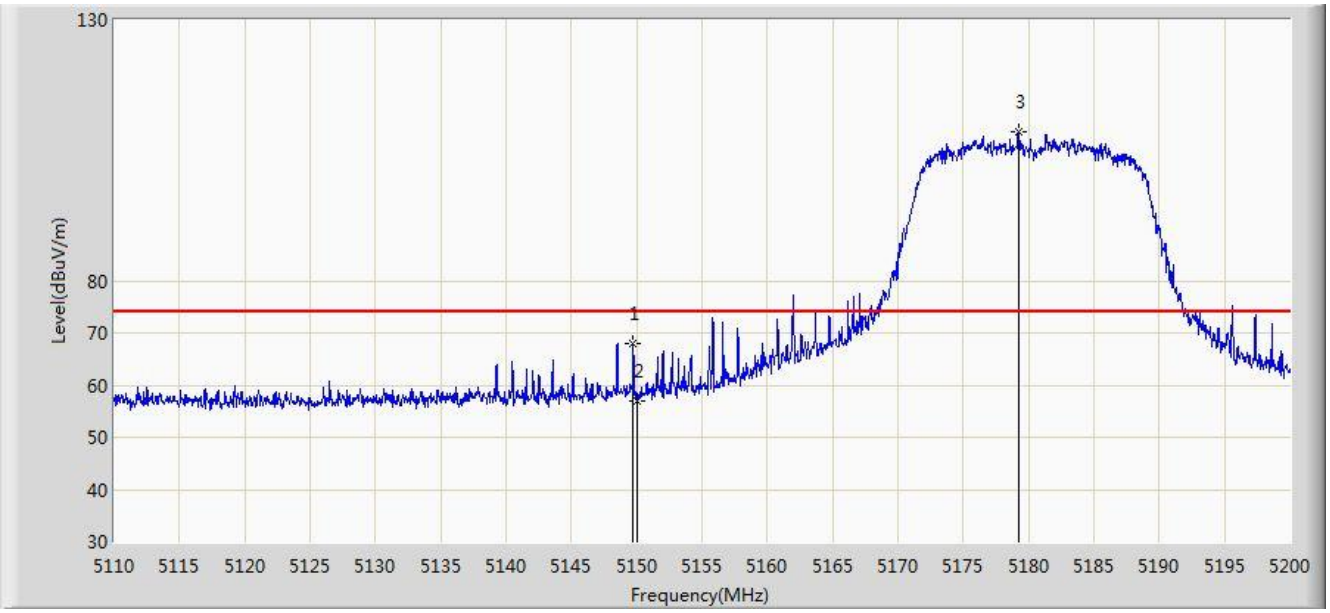

No	Flag	Mark	Frequency (MHz)	Measure Level (dBuV/m)	Reading Level (dBuV)	Over Limit (dB)	Limit (dBuV/m)	Factor (dB)	Type
1			5149.690	68.018	61.457	-5.982	74.000	6.561	PK
2			5150.000	57.020	50.458	-16.980	74.000	6.562	PK
3		*	5179.210	108.617	102.167	N/A	N/A	6.451	PK

Note: Measure Level (dBµV/m) = Reading Level (dBµV) + Factor (dB)

Factor (dB) = Cable Loss (dB) + Antenna Factor (dB/m) - Pre_Amplifier Gain (dB)

Site: AC1	Time: 2018/12/19 - 03:24
Limit: FCC_Part15.209_RE(3m)	Engineer: Max Wang
Probe: BBHA9120D_1-18GHz	Polarity: Vertical
EUT: 2.4GHz/5GHz WiFi + Bluetooth Combination Module	Power: AC 120V/60Hz
Test Mode: Transmit by 802.11ac-VHT20 at Channel 5180MHz	

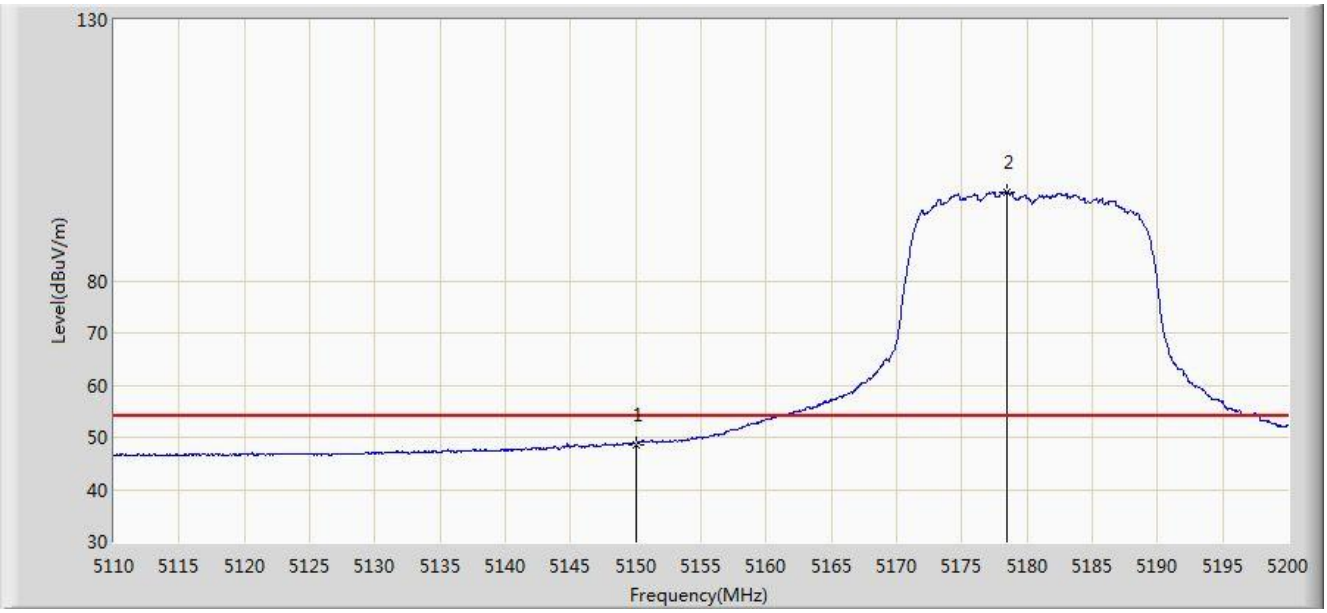

No	Flag	Mark	Frequency (MHz)	Measure Level (dBuV/m)	Reading Level (dBuV)	Over Limit (dB)	Limit (dBuV/m)	Factor (dB)	Type
1			5150.000	48.645	42.083	-5.355	54.000	6.562	AV
2		*	5178.445	96.935	90.478	N/A	N/A	6.456	AV

Note: Measure Level (dBµV/m) = Reading Level (dBµV) + Factor (dB)

Factor (dB) = Cable Loss (dB) + Antenna Factor (dB/m) - Pre_Amplifier Gain (dB)

Site: AC1	Time: 2018/12/19 - 03:36
Limit: FCC_Part15.209_RE(3m)	Engineer: Max Wang
Probe: BBHA9120D_1-18GHz	Polarity: Horizontal
EUT: 2.4GHz/5GHz WiFi + Bluetooth Combination Module	Power: AC 120V/60Hz
Test Mode: Transmit by 802.11ac-VHT20 at Channel 5320MHz	

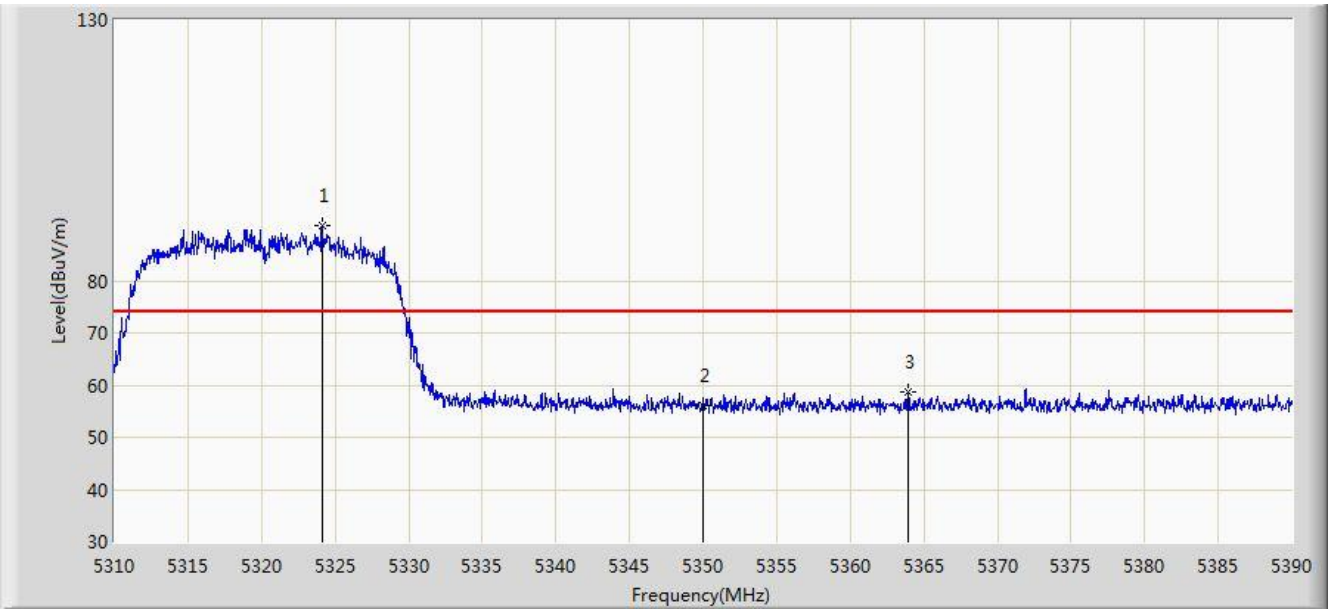

No	Flag	Mark	Frequency (MHz)	Measure Level (dBuV/m)	Reading Level (dBuV)	Over Limit (dB)	Limit (dBuV/m)	Factor (dB)	Type
1		*	5324.120	90.589	84.272	N/A	N/A	6.317	PK
2			5350.000	56.123	49.663	-17.877	74.000	6.460	PK
3			5363.920	58.744	52.232	-15.256	74.000	6.512	PK

Note: Measure Level (dBµV/m) = Reading Level (dBµV) + Factor (dB)

Factor (dB) = Cable Loss (dB) + Antenna Factor (dB/m) - Pre_Amplifier Gain (dB)

Site: AC1	Time: 2018/12/19 - 03:37
Limit: FCC_Part15.209_RE(3m)	Engineer: Max Wang
Probe: BBHA9120D_1-18GHz	Polarity: Horizontal
EUT: 2.4GHz/5GHz WiFi + Bluetooth Combination Module	Power: AC 120V/60Hz
Test Mode: Transmit by 802.11ac-VHT20 at Channel 5320MHz	

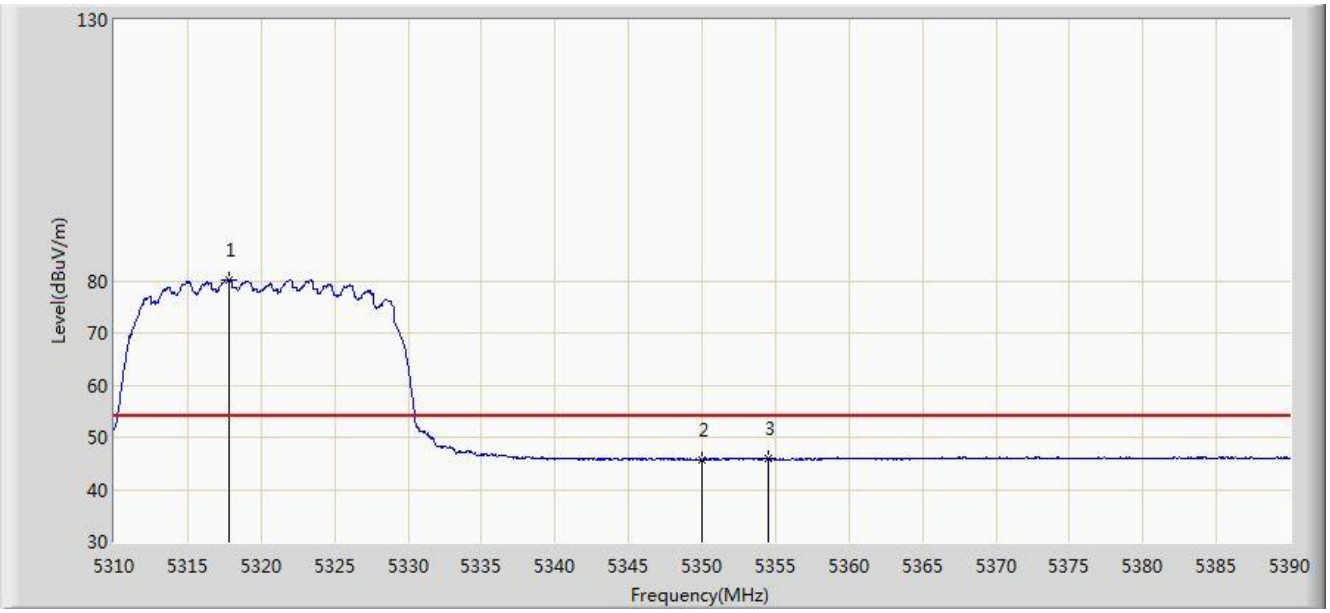

No	Flag	Mark	Frequency (MHz)	Measure Level (dBuV/m)	Reading Level (dBuV)	Over Limit (dB)	Limit (dBuV/m)	Factor (dB)	Type
1		*	5317.800	80.199	73.917	N/A	N/A	6.282	AV
2			5350.000	45.729	39.269	-8.271	54.000	6.460	AV
3			5354.520	46.011	39.532	-7.989	54.000	6.479	AV

Note: Measure Level (dBµV/m) = Reading Level (dBµV) + Factor (dB)

Factor (dB) = Cable Loss (dB) + Antenna Factor (dB/m) - Pre_Amplifier Gain (dB)

Site: AC1	Time: 2018/12/19 - 03:34
Limit: FCC_Part15.209_RE(3m)	Engineer: Max Wang
Probe: BBHA9120D_1-18GHz	Polarity: Vertical
EUT: 2.4GHz/5GHz WiFi + Bluetooth Combination Module	Power: AC 120V/60Hz
Test Mode: Transmit by 802.11ac-VHT20 at Channel 5320MHz	

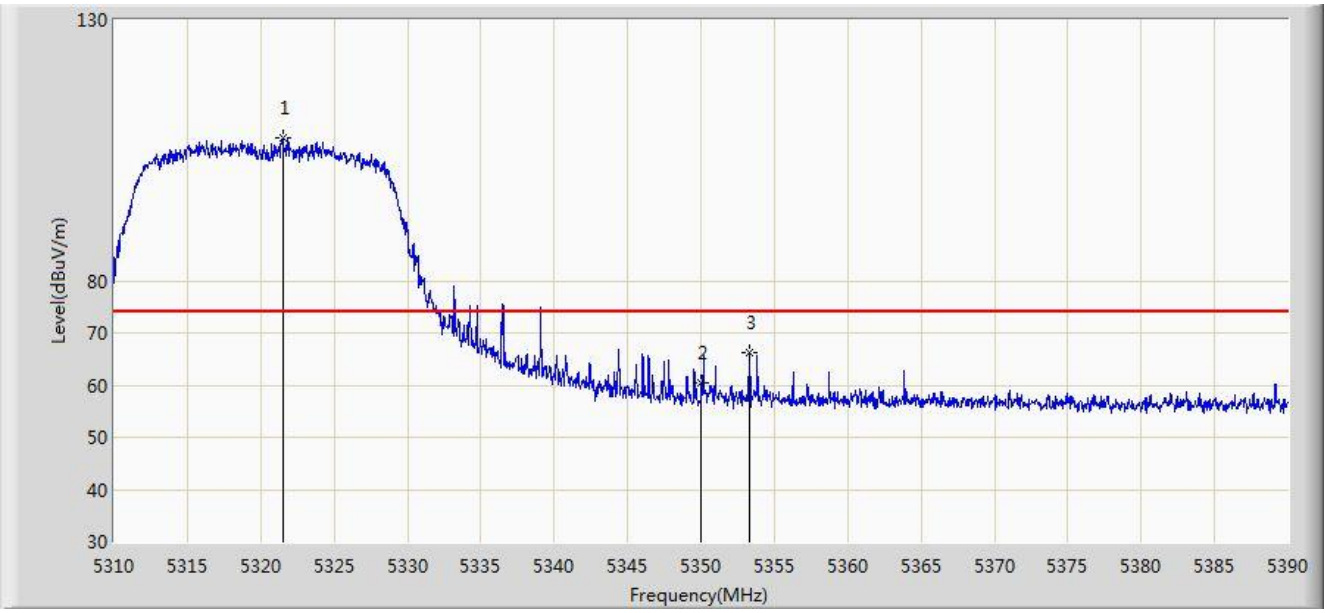

No	Flag	Mark	Frequency (MHz)	Measure Level (dBuV/m)	Reading Level (dBuV)	Over Limit (dB)	Limit (dBuV/m)	Factor (dB)	Type
1		*	5321.520	107.248	100.946	N/A	N/A	6.302	PK
2			5350.000	60.313	53.853	-13.687	74.000	6.460	PK
3			5353.280	66.212	59.737	-7.788	74.000	6.475	PK

Note: Measure Level (dBµV/m) = Reading Level (dBµV) + Factor (dB)

Factor (dB) = Cable Loss (dB) + Antenna Factor (dB/m) - Pre_Amplifier Gain (dB)

Site: AC1	Time: 2018/12/19 - 03:29
Limit: FCC_Part15.209_RE(3m)	Engineer: Max Wang
Probe: BBHA9120D_1-18GHz	Polarity: Vertical
EUT: 2.4GHz/5GHz WiFi + Bluetooth Combination Module	Power: AC 120V/60Hz
Test Mode: Transmit by 802.11ac-VHT20 at Channel 5320MHz	

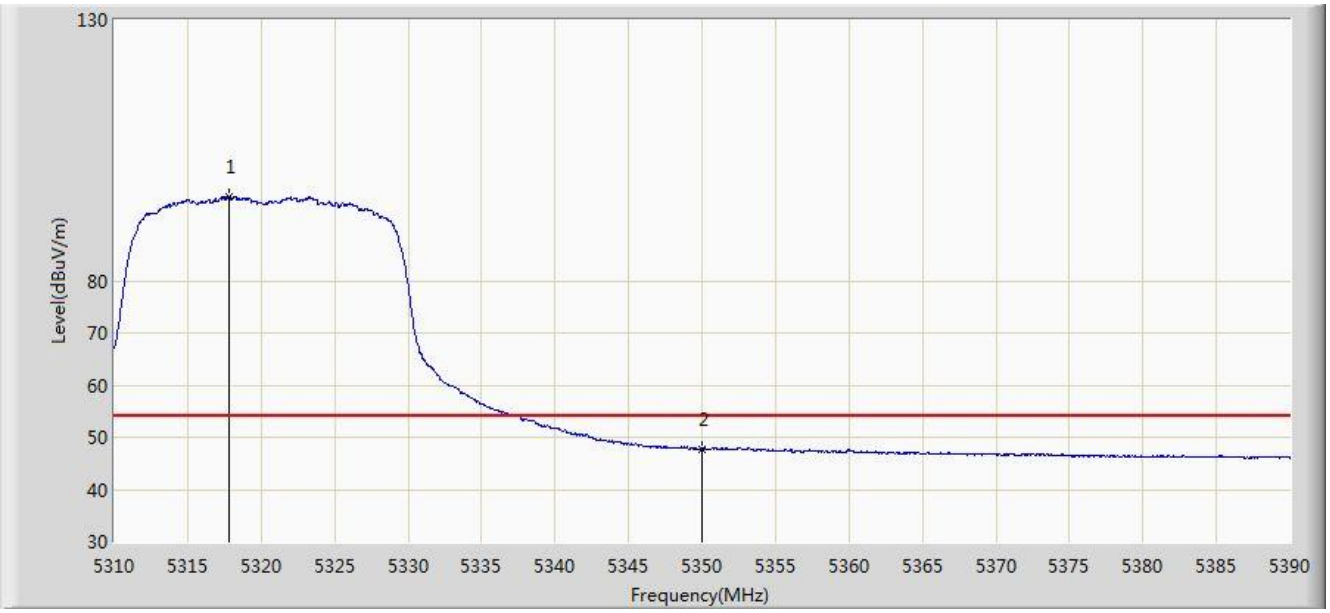

No	Flag	Mark	Frequency (MHz)	Measure Level (dBuV/m)	Reading Level (dBuV)	Over Limit (dB)	Limit (dBuV/m)	Factor (dB)	Type
1		*	5317.800	96.035	89.753	N/A	N/A	6.282	AV
2			5350.000	47.819	41.359	-6.181	54.000	6.460	AV

Note: Measure Level (dBµV/m) = Reading Level (dBµV) + Factor (dB)

Factor (dB) = Cable Loss (dB) + Antenna Factor (dB/m) - Pre_Amplifier Gain (dB)

Site: AC1	Time: 2018/12/19 - 03:47
Limit: FCC_Part15.209_RE(3m)	Engineer: Max Wang
Probe: BBHA9120D_1-18GHz	Polarity: Horizontal
EUT: 2.4GHz/5GHz WiFi + Bluetooth Combination Module	Power: AC 120V/60Hz
Test Mode: Transmit by 802.11ac-VHT20 at Channel 5500MHz	

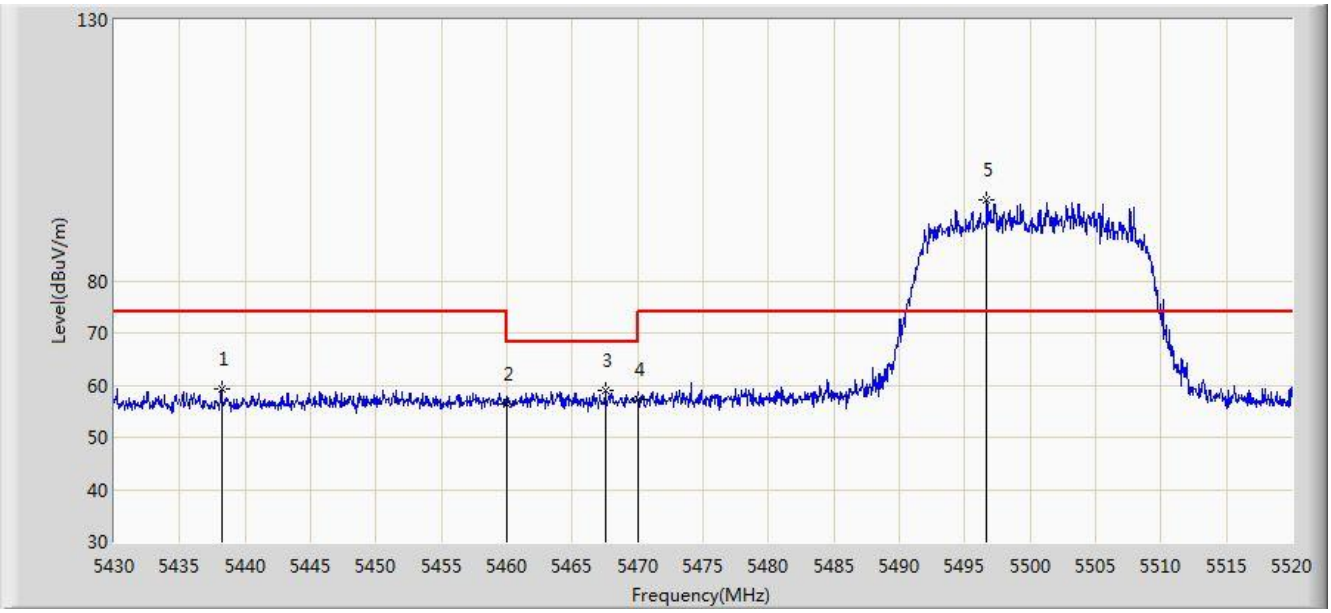

No	Flag	Mark	Frequency (MHz)	Measure Level (dBuV/m)	Reading Level (dBuV)	Over Limit (dB)	Limit (dBuV/m)	Factor (dB)	Type
1			5438.190	59.375	52.721	-14.625	74.000	6.654	PK
2			5460.000	56.384	49.582	-17.616	74.000	6.802	PK
3			5467.530	58.843	52.009	-9.357	68.200	6.835	PK
4			5470.000	57.168	50.323	-11.032	68.200	6.845	PK
5		*	5496.690	95.379	88.554	N/A	N/A	6.825	PK

Note: Measure Level (dBμV/m) = Reading Level (dBμV) + Factor (dB)

Factor (dB) = Cable Loss (dB) + Antenna Factor (dB/m) - Pre_Amplifier Gain (dB)

Site: AC1	Time: 2018/12/19 - 03:48
Limit: FCC_Part15.209_RE(3m)	Engineer: Max Wang
Probe: BBHA9120D_1-18GHz	Polarity: Horizontal
EUT: 2.4GHz/5GHz WiFi + Bluetooth Combination Module	Power: AC 120V/60Hz
Test Mode: Transmit by 802.11ac-VHT20 at Channel 5500MHz	

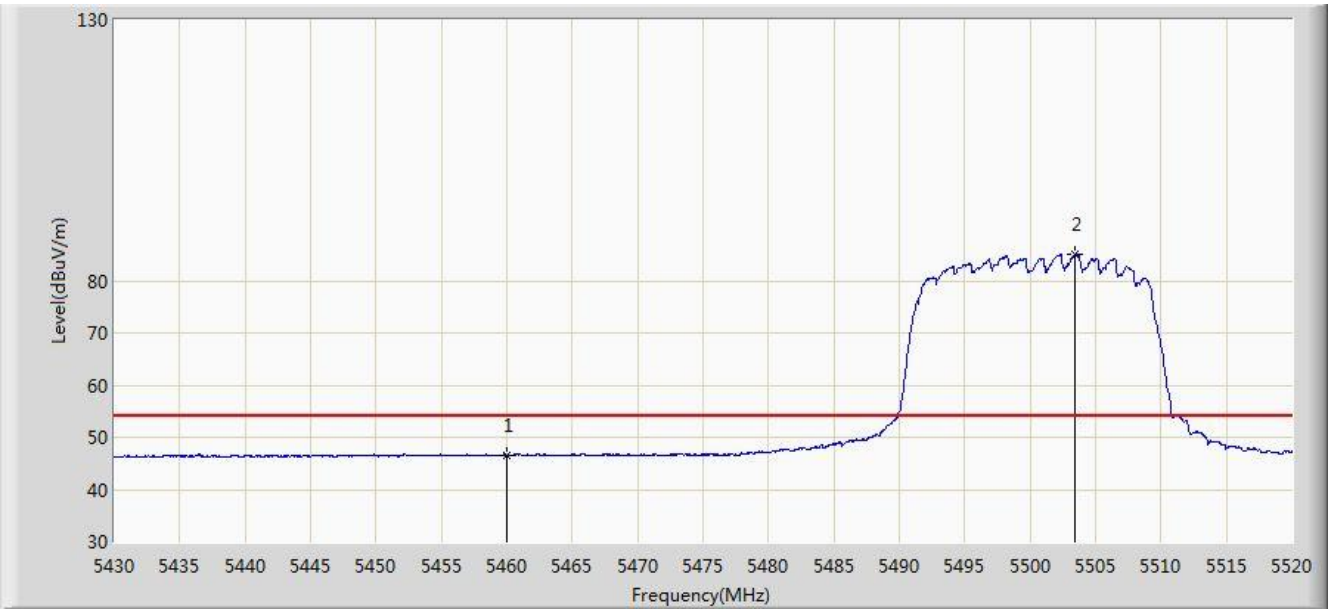

No	Flag	Mark	Frequency (MHz)	Measure Level (dBuV/m)	Reading Level (dBuV)	Over Limit (dB)	Limit (dBuV/m)	Factor (dB)	Type
1			5460.000	46.630	39.828	-7.370	54.000	6.802	AV
2		*	5503.440	85.162	78.349	N/A	N/A	6.813	AV

Note: Measure Level (dBµV/m) = Reading Level (dBµV) + Factor (dB)

Factor (dB) = Cable Loss (dB) + Antenna Factor (dB/m) - Pre_Amplifier Gain (dB)

Site: AC1	Time: 2018/12/19 - 03:40
Limit: FCC_Part15.209_RE(3m)	Engineer: Max Wang
Probe: BBHA9120D_1-18GHz	Polarity: Vertical
EUT: 2.4GHz/5GHz WiFi + Bluetooth Combination Module	Power: AC 120V/60Hz
Test Mode: Transmit by 802.11ac-VHT20 at Channel 5500MHz	

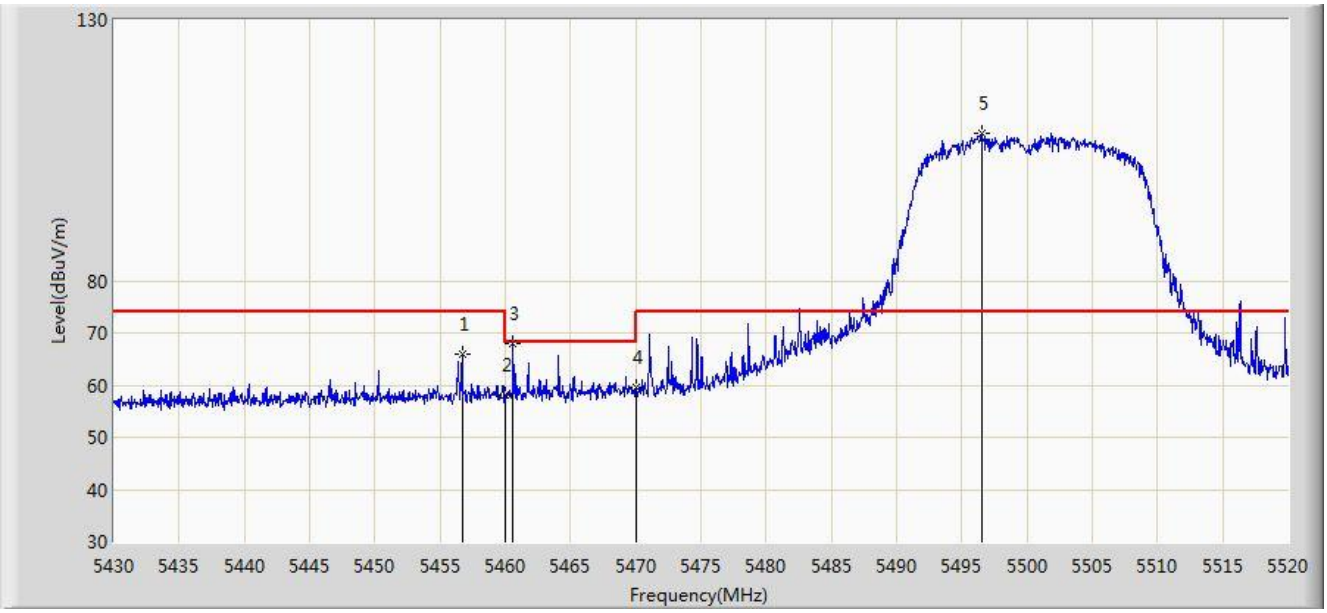

No	Flag	Mark	Frequency (MHz)	Measure Level (dBuV/m)	Reading Level (dBuV)	Over Limit (dB)	Limit (dBuV/m)	Factor (dB)	Type
1			5456.685	65.842	59.055	-8.158	74.000	6.788	PK
2			5460.000	57.999	51.197	-16.001	74.000	6.802	PK
3			5460.600	67.909	61.105	-0.291	68.200	6.805	PK
4			5470.000	59.485	52.640	-8.715	68.200	6.845	PK
5		*	5496.510	108.151	101.326	N/A	N/A	6.825	PK

Note: Measure Level (dBμV/m) = Reading Level (dBμV) + Factor (dB)

Factor (dB) = Cable Loss (dB) + Antenna Factor (dB/m) - Pre_Amplifier Gain (dB)

Site: AC1	Time: 2018/12/19 - 03:46
Limit: FCC_Part15.209_RE(3m)	Engineer: Max Wang
Probe: BBHA9120D_1-18GHz	Polarity: Vertical
EUT: 2.4GHz/5GHz WiFi + Bluetooth Combination Module	Power: AC 120V/60Hz
Test Mode: Transmit by 802.11ac-VHT20 at Channel 5500MHz	

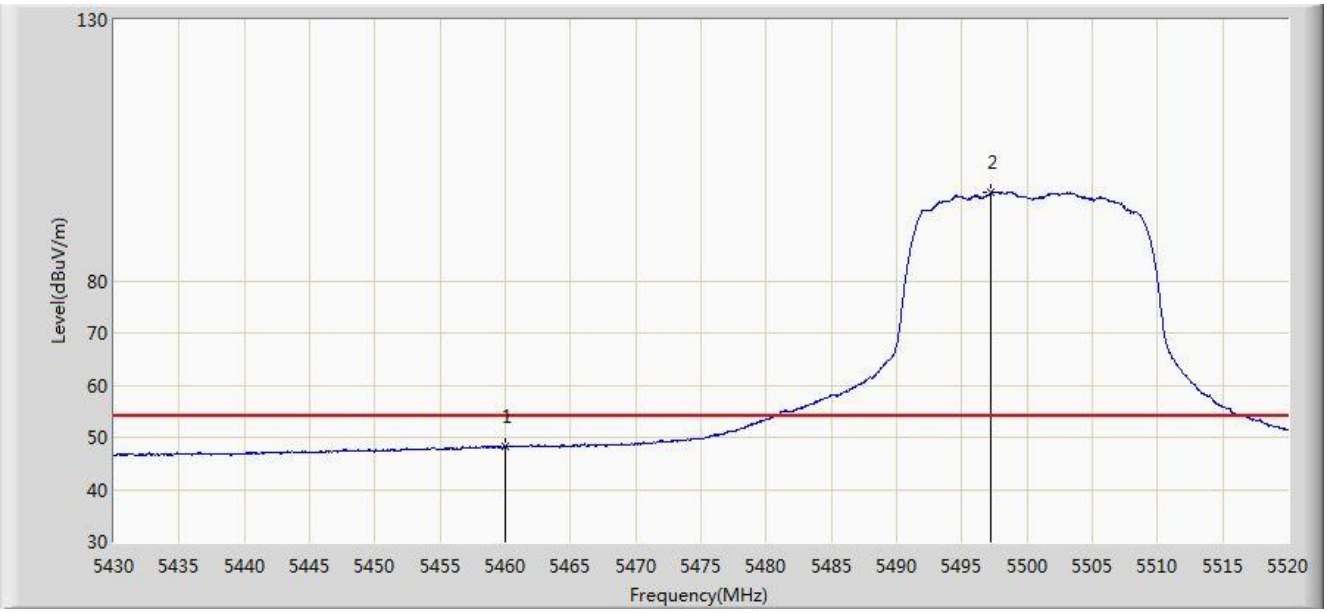

No	Flag	Mark	Frequency (MHz)	Measure Level (dBuV/m)	Reading Level (dBuV)	Over Limit (dB)	Limit (dBuV/m)	Factor (dB)	Type
1			5460.000	48.127	41.325	-5.873	54.000	6.802	AV
2		*	5497.230	96.971	90.147	N/A	N/A	6.824	AV

Note: Measure Level (dBµV/m) = Reading Level (dBµV) + Factor (dB)

Factor (dB) = Cable Loss (dB) + Antenna Factor (dB/m) - Pre_Amplifier Gain (dB)

Site: AC1	Time: 2018/12/19 - 03:55
Limit: FCC_Part15.209_RE(3m) 68.2	Engineer: Max Wang
Probe: BBHA9120D_1-18GHz	Polarity: Horizontal
EUT: 2.4GHz/5GHz WiFi + Bluetooth Combination Module	Power: AC 120V/60Hz
Test Mode: Transmit by 802.11ac-VHT20 at Channel 5700MHz	

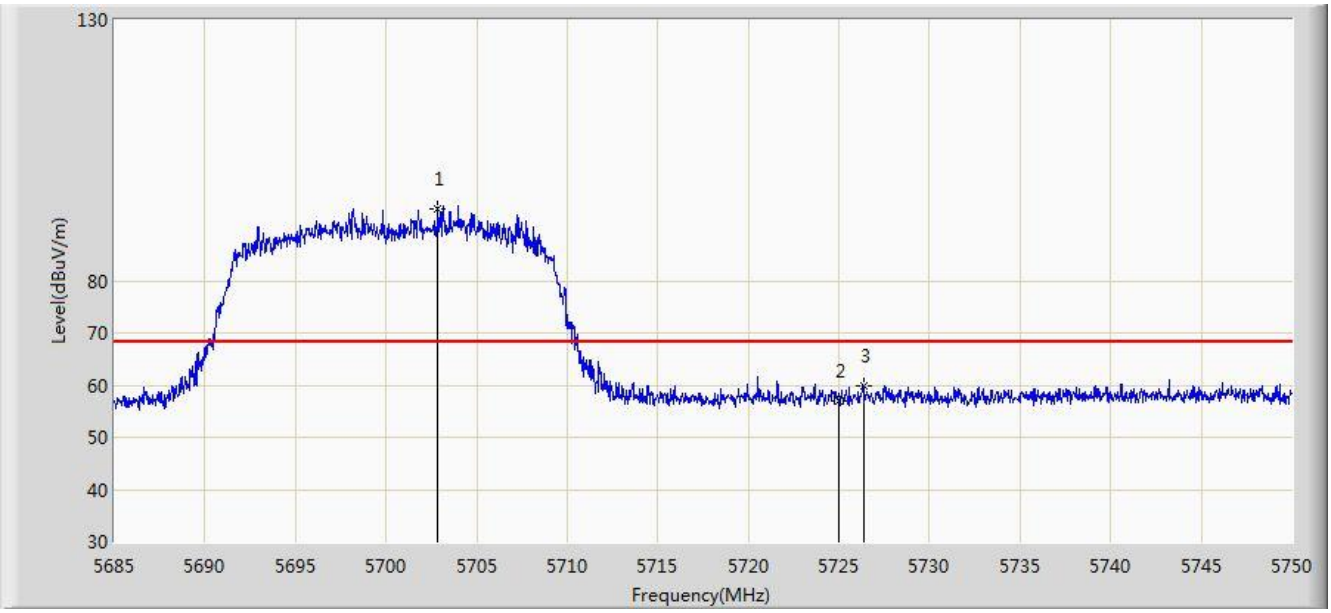

No	Flag	Mark	Frequency (MHz)	Measure Level (dBuV/m)	Reading Level (dBuV)	Over Limit (dB)	Limit (dBuV/m)	Factor (dB)	Type
1		*	5702.842	93.887	86.702	N/A	N/A	7.185	PK
2			5725.000	56.925	49.597	-11.275	68.200	7.328	PK
3			5726.340	59.981	52.646	-8.219	68.200	7.335	PK

Note: Measure Level (dBµV/m) = Reading Level (dBµV) + Factor (dB)

Factor (dB) = Cable Loss (dB) + Antenna Factor (dB/m) - Pre_Amplifier Gain (dB)

Site: AC1	Time: 2018/12/19 - 03:52
Limit: FCC_Part15.209_RE(3m) 68.2	Engineer: Max Wang
Probe: BBHA9120D_1-18GHz	Polarity: Vertical
EUT: 2.4GHz/5GHz WiFi + Bluetooth Combination Module	Power: AC 120V/60Hz
Test Mode: Transmit by 802.11ac-VHT20 at Channel 5700MHz	

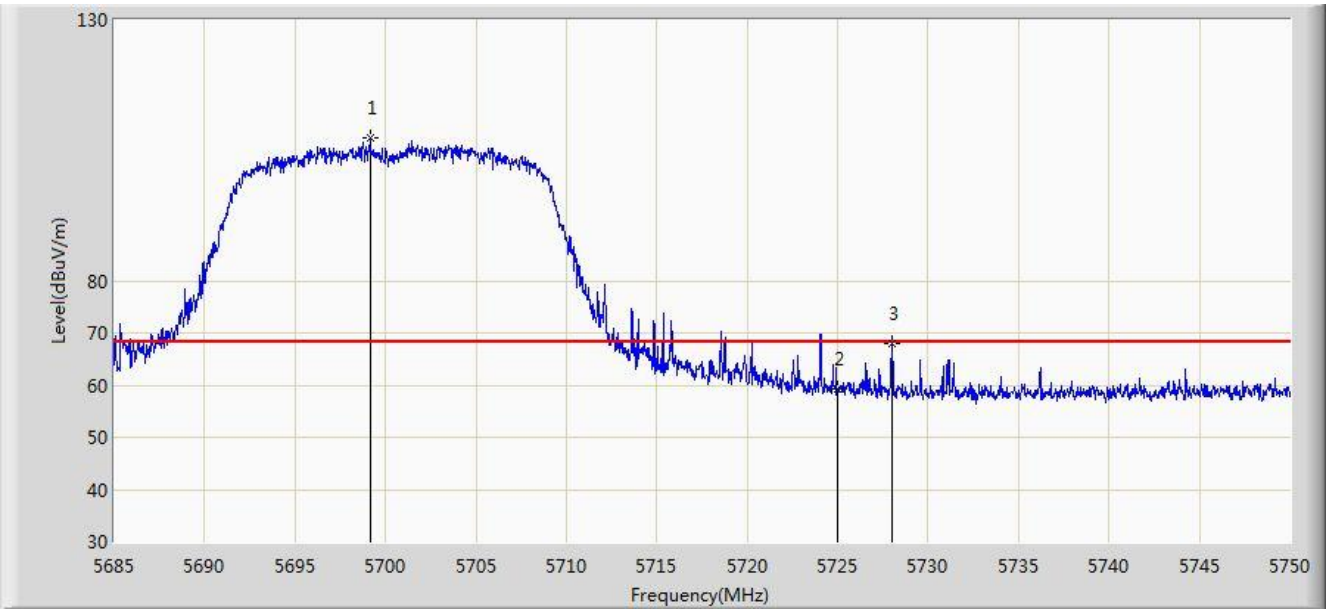

No	Flag	Mark	Frequency (MHz)	Measure Level (dBuV/m)	Reading Level (dBuV)	Over Limit (dB)	Limit (dBuV/m)	Factor (dB)	Type
1		*	5699.138	107.249	100.089	N/A	N/A	7.160	PK
2			5725.000	59.327	51.999	-8.873	68.200	7.328	PK
3			5727.998	67.960	60.618	-0.240	68.200	7.341	PK

Note: Measure Level (dBµV/m) = Reading Level (dBµV) + Factor (dB)

Factor (dB) = Cable Loss (dB) + Antenna Factor (dB/m) - Pre_Amplifier Gain (dB)

Site: AC1	Time: 2018/12/19 - 03:58
Limit: FCC_Part15.407_RE(3m)	Engineer: Max Wang
Probe: BBHA9120D_1-18GHz	Polarity: Horizontal
EUT: 2.4GHz/5GHz WiFi + Bluetooth Combination Module	Power: AC 120V/60Hz
Test Mode: Transmit by 802.11ac-VHT20 at Channel 5745MHz	

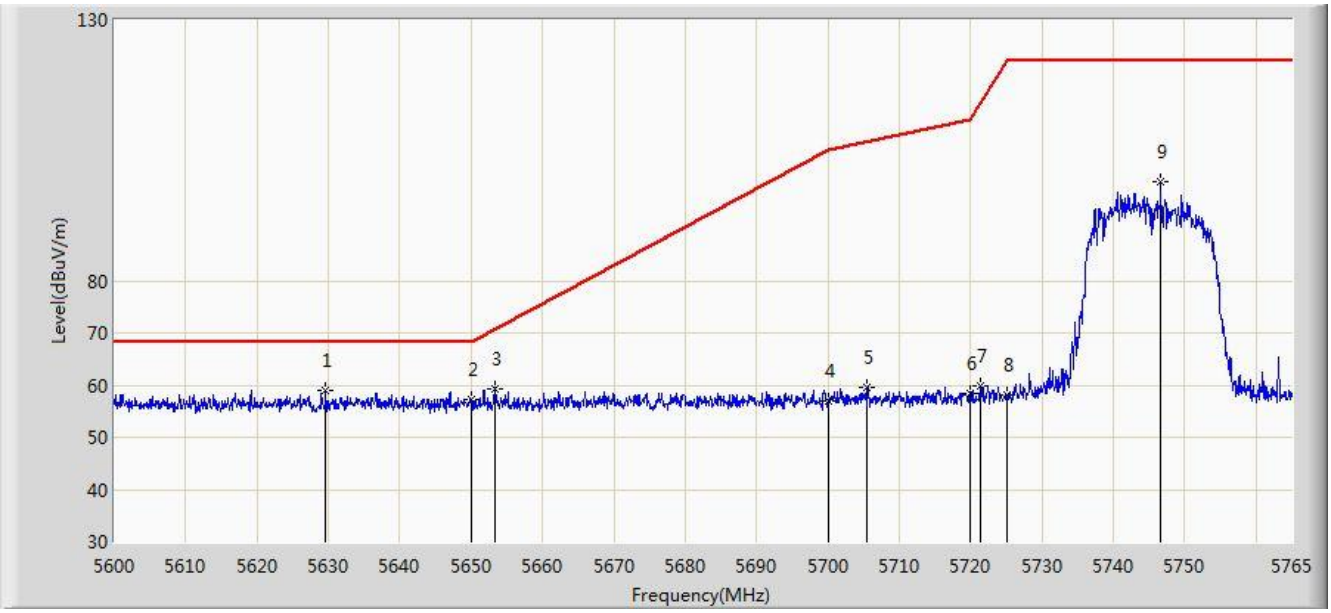

No	Flag	Mark	Frequency (MHz)	Measure Level (dBuV/m)	Reading Level (dBuV)	Over Limit (dB)	Limit (dBuV/m)	Factor (dB)	Type
1		*	5629.618	59.065	52.060	-9.135	68.200	7.004	PK
2			5650.000	57.171	50.166	-11.029	68.200	7.005	PK
3			5653.295	59.371	52.356	-11.278	70.648	7.015	PK
4			5700.000	56.817	49.652	-48.383	105.200	7.165	PK
5			5705.518	59.519	52.312	-47.228	106.747	7.208	PK
6			5720.000	58.288	50.989	-52.512	110.800	7.299	PK
7			5721.275	59.728	52.421	-53.980	113.708	7.307	PK
8			5725.000	57.992	50.664	-64.208	122.200	7.328	PK
9			5746.603	99.057	91.651	N/A	N/A	7.407	PK

Note: Measure Level (dBμV/m) = Reading Level (dBμV) + Factor (dB)

Factor (dB) = Cable Loss (dB) + Antenna Factor (dB/m) - Pre_Amplifier Gain (dB)

Site: AC1	Time: 2018/12/19 - 03:56
Limit: FCC_Part15.407_RE(3m)	Engineer: Max Wang
Probe: BBHA9120D_1-18GHz	Polarity: Vertical
EUT: 2.4GHz/5GHz WiFi + Bluetooth Combination Module	Power: AC 120V/60Hz
Test Mode: Transmit by 802.11ac-VHT20 at Channel 5745MHz	

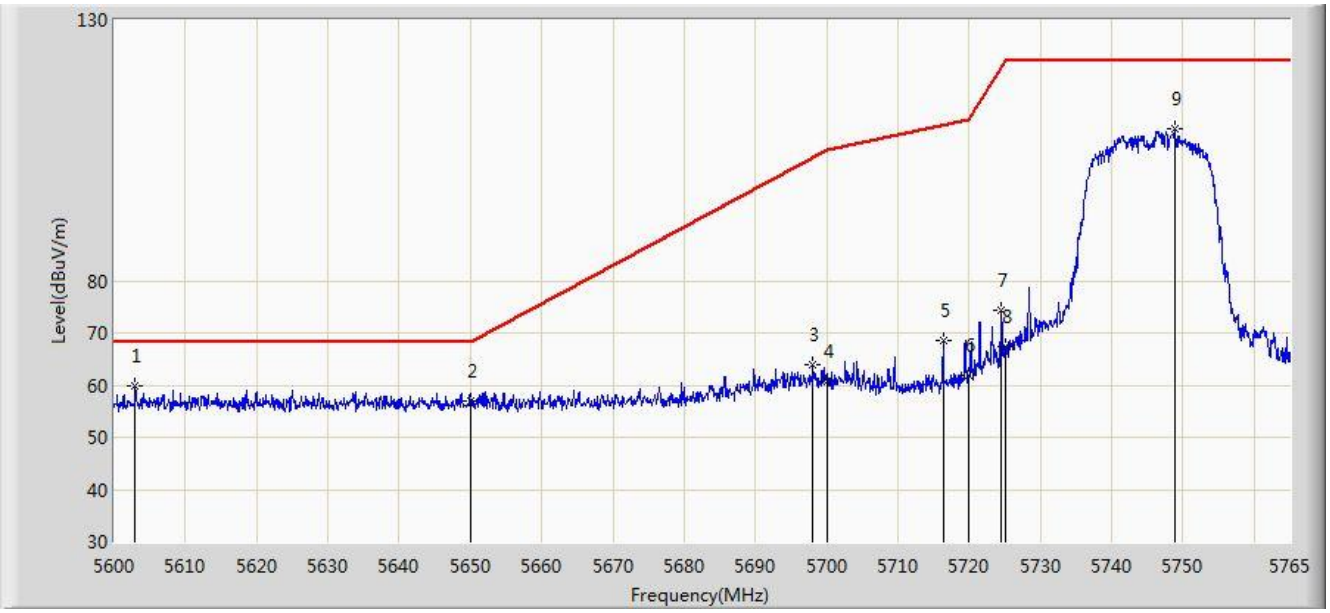

No	Flag	Mark	Frequency (MHz)	Measure Level (dBuV/m)	Reading Level (dBuV)	Over Limit (dB)	Limit (dBuV/m)	Factor (dB)	Type
1		*	5602.970	59.716	52.736	-8.484	68.200	6.980	PK
2			5650.000	57.044	50.039	-11.156	68.200	7.005	PK
3			5698.010	64.044	56.892	-39.690	103.734	7.152	PK
4			5700.000	60.784	53.619	-44.416	105.200	7.165	PK
5			5716.325	68.542	61.263	-41.231	109.772	7.279	PK
6			5720.000	61.901	54.602	-48.899	110.800	7.299	PK
7			5724.575	74.396	67.070	-46.836	121.231	7.326	PK
8			5725.000	67.274	59.946	-54.926	122.200	7.328	PK
9			5748.830	109.233	101.825	N/A	N/A	7.407	PK

Note: Measure Level (dBμV/m) = Reading Level (dBμV) + Factor (dB)

Factor (dB) = Cable Loss (dB) + Antenna Factor (dB/m) - Pre_Amplifier Gain (dB)

Site: AC1	Time: 2018/12/19 - 04:02
Limit: FCC_Part15.407_RE(3m)	Engineer: Max Wang
Probe: BBHA9120D_1-18GHz	Polarity: Horizontal
EUT: 2.4GHz/5GHz WiFi + Bluetooth Combination Module	Power: AC 120V/60Hz
Test Mode: Transmit by 802.11ac-VHT20 at Channel 5825MHz	

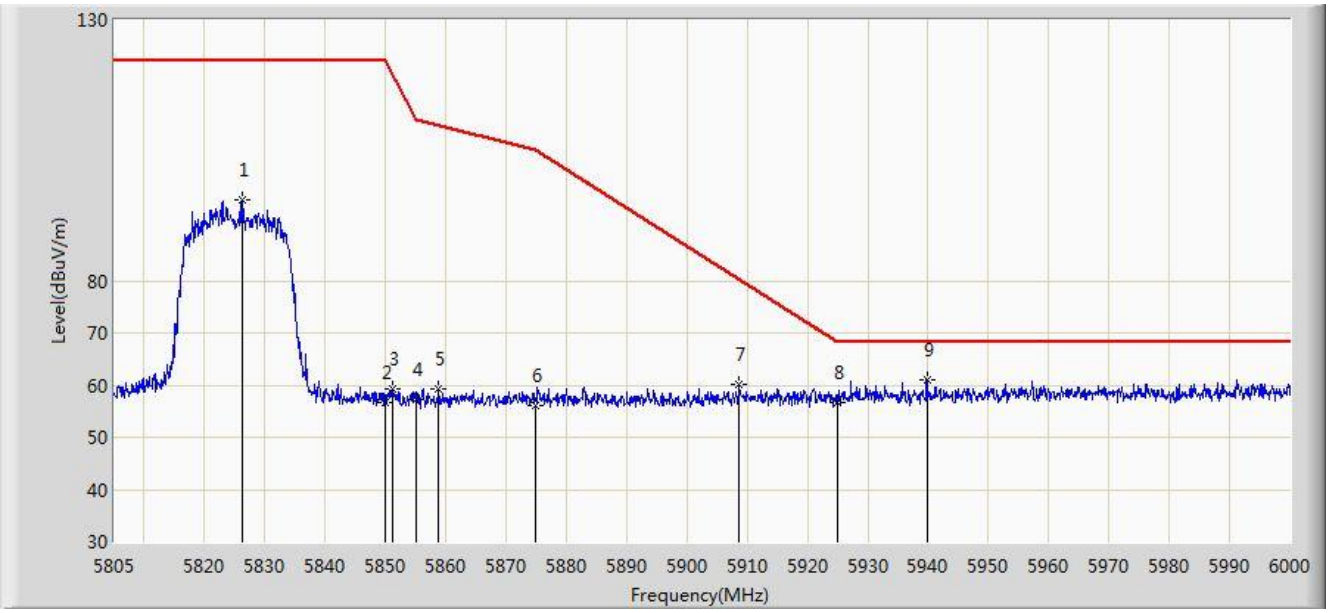

No	Flag	Mark	Frequency (MHz)	Measure Level (dBuV/m)	Reading Level (dBuV)	Over Limit (dB)	Limit (dBuV/m)	Factor (dB)	Type
1			5826.353	95.520	87.855	N/A	N/A	7.664	PK
2			5850.000	56.547	48.774	-65.653	122.200	7.774	PK
3			5851.118	59.255	51.481	-60.395	119.650	7.774	PK
4			5855.000	57.336	49.560	-53.464	110.800	7.775	PK
5			5858.820	59.375	51.597	-50.354	109.729	7.777	PK
6			5875.000	56.151	48.333	-49.049	105.200	7.818	PK
7			5908.643	60.039	52.222	-20.231	80.270	7.817	PK
8			5925.000	56.688	48.869	-11.512	68.200	7.819	PK
9		*	5939.842	61.017	53.182	-7.183	68.200	7.836	PK

Note: Measure Level (dBμV/m) = Reading Level (dBμV) + Factor (dB)

Factor (dB) = Cable Loss (dB) + Antenna Factor (dB/m) - Pre_Amplifier Gain (dB)