Site: AC1	Time: 2018/12/19 - 04:00
Limit: FCC_Part15.407_RE(3m)	Engineer: Max Wang
Probe: BBHA9120D_1-18GHz	Polarity: Vertical
EUT: 2.4GHz/5GHz WiFi + Bluetooth Combination Module	Power: AC 120V/60Hz
Test Mode: Transmit by 802.11ac-VHT20 at Channel 5825MHz	

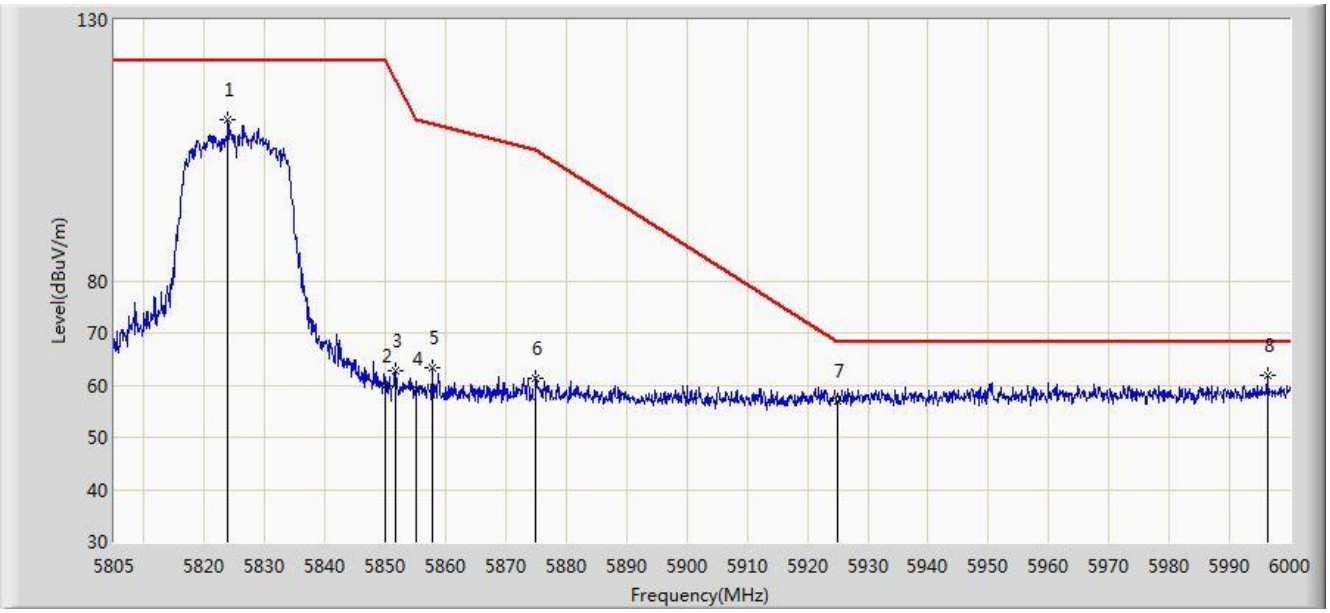

No	Flag	Mark	Frequency (MHz)	Measure Level (dBuV/m)	Reading Level (dBuV)	Over Limit (dB)	Limit (dBuV/m)	Factor (dB)	Type
1			5823.915	110.775	103.122	N/A	N/A	7.654	PK
2			5850.000	59.711	51.938	-62.489	122.200	7.774	PK
3			5851.605	62.866	55.092	-55.673	118.540	7.774	PK
4			5855.000	59.331	51.555	-51.469	110.800	7.775	PK
5			5857.845	63.393	55.615	-46.610	110.002	7.777	PK
6			5875.000	61.437	53.619	-43.763	105.200	7.818	PK
7			5925.000	56.864	49.045	-11.336	68.200	7.819	PK
8		*	5996.295	61.788	53.826	-6.412	68.200	7.962	PK

Note: Measure Level (dBμV/m) = Reading Level (dBμV) + Factor (dB)

Factor (dB) = Cable Loss (dB) + Antenna Factor (dB/m) - Pre_Amplifier Gain (dB)

Site: AC1	Time: 2018/12/19 - 04:45
Limit: FCC_Part15.209_RE(3m)	Engineer: Max Wang
Probe: BBHA9120D_1-18GHz	Polarity: Horizontal
EUT: 2.4GHz/5GHz WiFi + Bluetooth Combination Module	Power: AC 120V/60Hz
Test Mode: Transmit by 802.11ac-VHT40 at Channel 5190MHz	

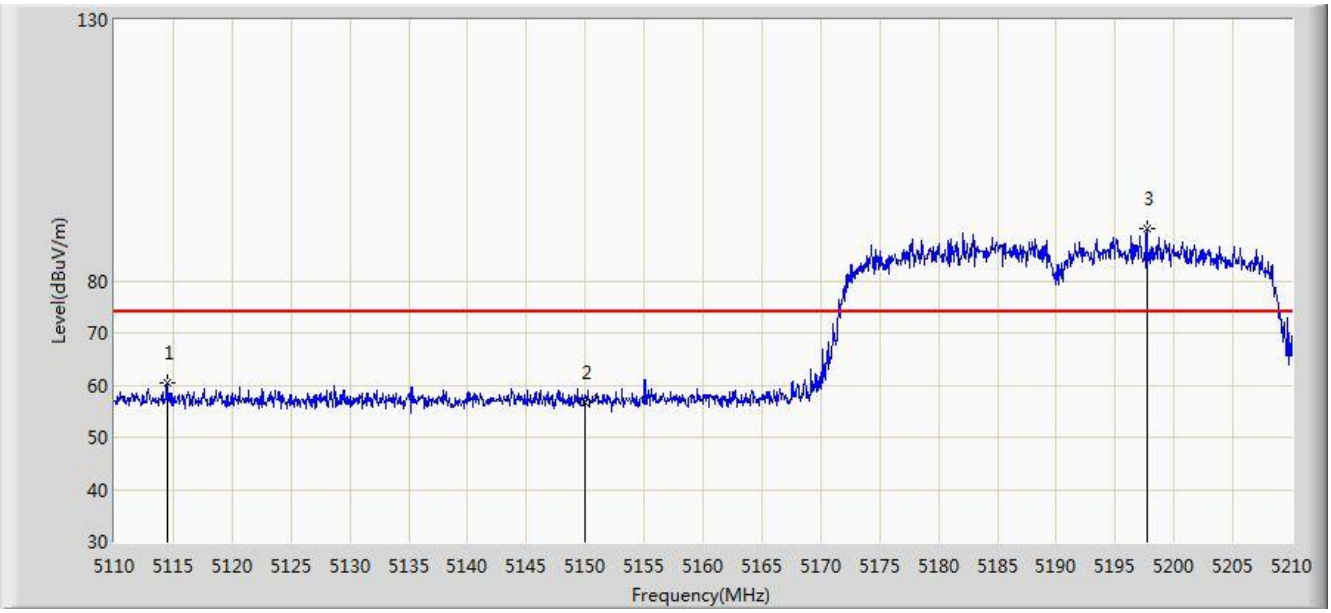

No	Flag	Mark	Frequency (MHz)	Measure Level (dBuV/m)	Reading Level (dBuV)	Over Limit (dB)	Limit (dBuV/m)	Factor (dB)	Type
1			5114.450	60.306	53.662	-13.694	74.000	6.643	PK
2			5150.000	56.669	50.107	-17.331	74.000	6.562	PK
3		*	5197.700	89.950	83.612	N/A	N/A	6.338	PK

Note: Measure Level (dBµV/m) = Reading Level (dBµV) + Factor (dB)

Factor (dB) = Cable Loss (dB) + Antenna Factor (dB/m) - Pre_Amplifier Gain (dB)

Site: AC1	Time: 2018/12/19 - 04:46
Limit: FCC_Part15.209_RE(3m)	Engineer: Max Wang
Probe: BBHA9120D_1-18GHz	Polarity: Horizontal
EUT: 2.4GHz/5GHz WiFi + Bluetooth Combination Module	Power: AC 120V/60Hz
Test Mode: Transmit by 802.11ac-VHT40 at Channel 5190MHz	

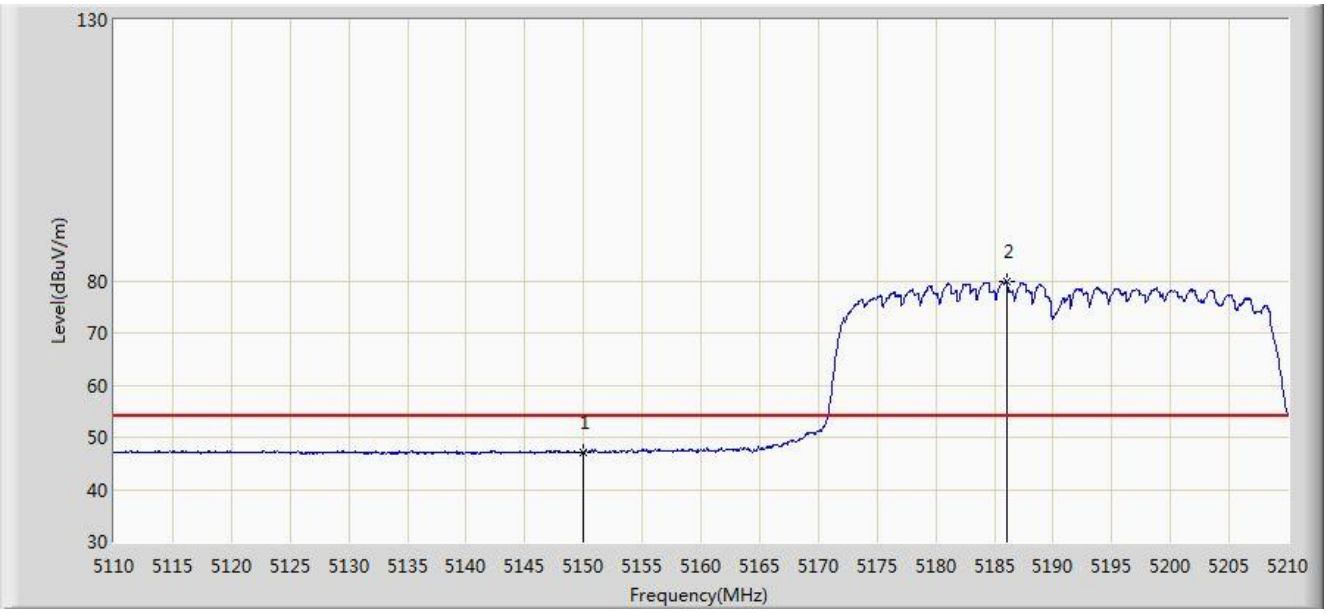

No	Flag	Mark	Frequency (MHz)	Measure Level (dBuV/m)	Reading Level (dBuV)	Over Limit (dB)	Limit (dBuV/m)	Factor (dB)	Type
1			5150.000	47.122	40.560	-6.878	54.000	6.562	AV
2		*	5186.050	79.896	73.492	N/A	N/A	6.405	AV

Note: Measure Level (dBµV/m) = Reading Level (dBµV) + Factor (dB)

Factor (dB) = Cable Loss (dB) + Antenna Factor (dB/m) - Pre_Amplifier Gain (dB)

Site: AC1	Time: 2018/12/19 - 04:44
Limit: FCC_Part15.209_RE(3m)	Engineer: Max Wang
Probe: BBHA9120D_1-18GHz	Polarity: Vertical
EUT: 2.4GHz/5GHz WiFi + Bluetooth Combination Module	Power: AC 120V/60Hz
Test Mode: Transmit by 802.11ac-VHT40 at Channel 5190MHz	

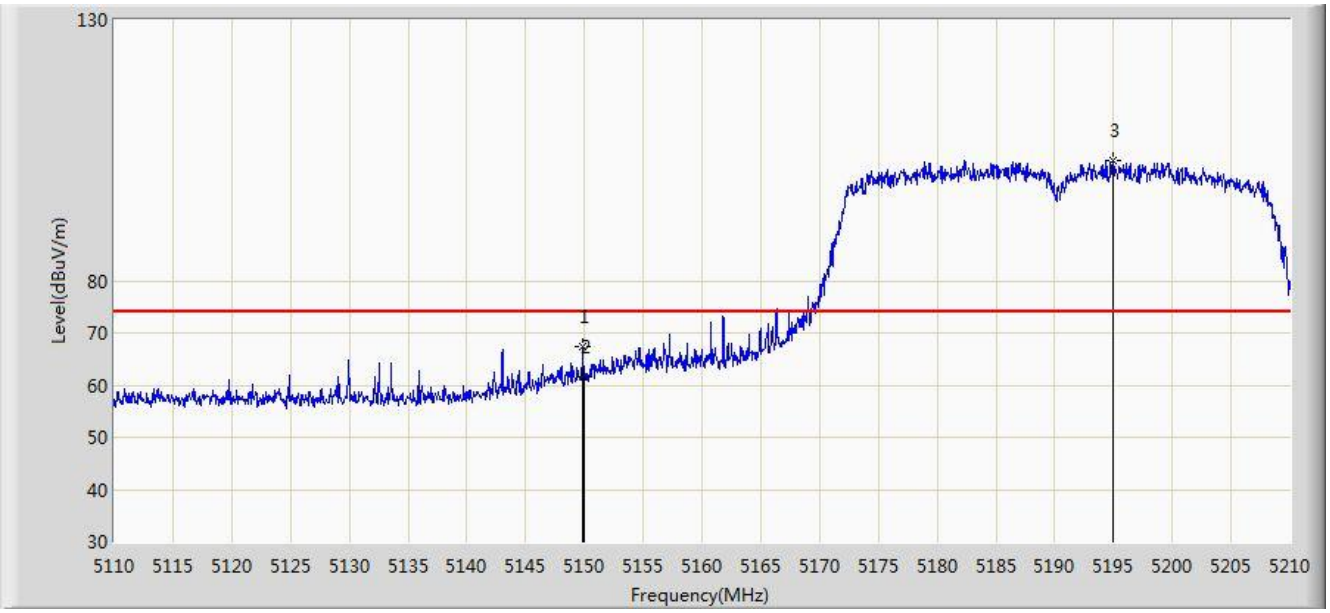

No	Flag	Mark	Frequency (MHz)	Measure Level (dBuV/m)	Reading Level (dBuV)	Over Limit (dB)	Limit (dBuV/m)	Factor (dB)	Type
1			5149.850	67.279	60.717	-6.721	74.000	6.561	PK
2			5150.000	61.611	55.049	-12.389	74.000	6.562	PK
3		*	5195.000	103.139	96.786	N/A	N/A	6.353	PK

Note: Measure Level (dBµV/m) = Reading Level (dBµV) + Factor (dB)

Factor (dB) = Cable Loss (dB) + Antenna Factor (dB/m) - Pre_Amplifier Gain (dB)

Site: AC1	Time: 2018/12/19 - 04:08
Limit: FCC_Part15.209_RE(3m)	Engineer: Max Wang
Probe: BBHA9120D_1-18GHz	Polarity: Vertical
EUT: 2.4GHz/5GHz WiFi + Bluetooth Combination Module	Power: AC 120V/60Hz
Test Mode: Transmit by 802.11ac-VHT40 at Channel 5190MHz	

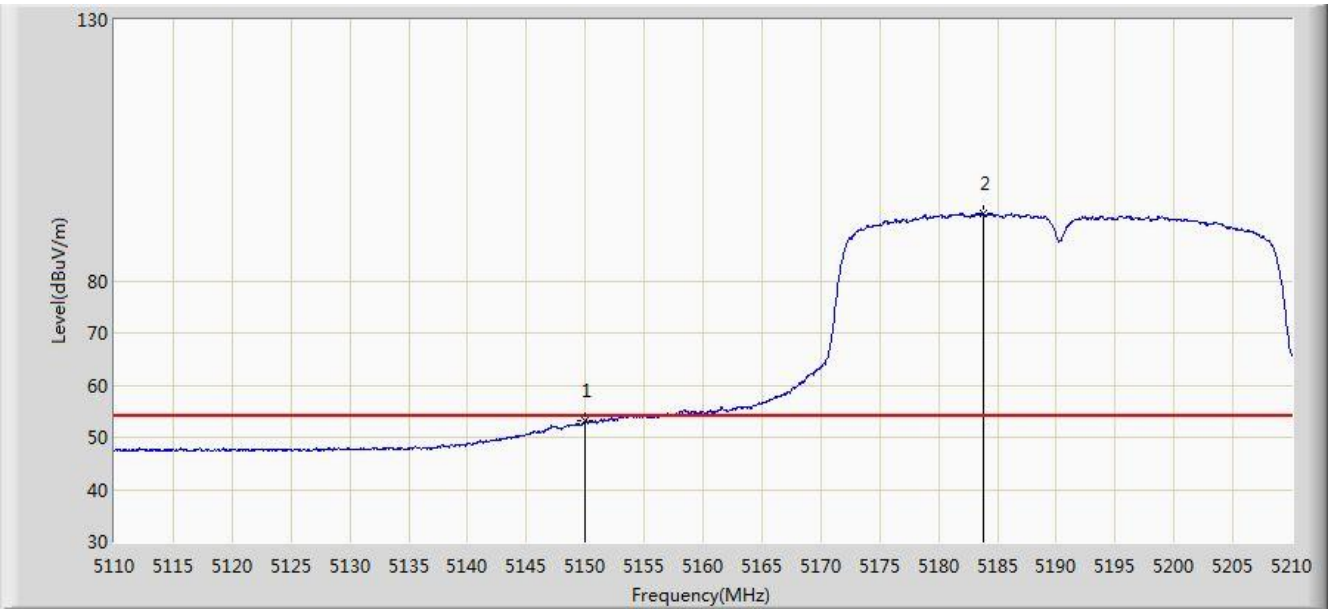

No	Flag	Mark	Frequency (MHz)	Measure Level (dBuV/m)	Reading Level (dBuV)	Over Limit (dB)	Limit (dBuV/m)	Factor (dB)	Type
1			5150.000	53.078	46.516	-0.922	54.000	6.562	AV
2		*	5183.750	92.890	86.472	N/A	N/A	6.418	AV

Note: Measure Level (dBµV/m) = Reading Level (dBµV) + Factor (dB)

Factor (dB) = Cable Loss (dB) + Antenna Factor (dB/m) - Pre_Amplifier Gain (dB)

Site: AC1	Time: 2018/12/19 - 04:51
Limit: FCC_Part15.209_RE(3m)	Engineer: Max Wang
Probe: BBHA9120D_1-18GHz	Polarity: Horizontal
EUT: 2.4GHz/5GHz WiFi + Bluetooth Combination Module	Power: AC 120V/60Hz
Test Mode: Transmit by 802.11ac-VHT40 at Channel 5310MHz	

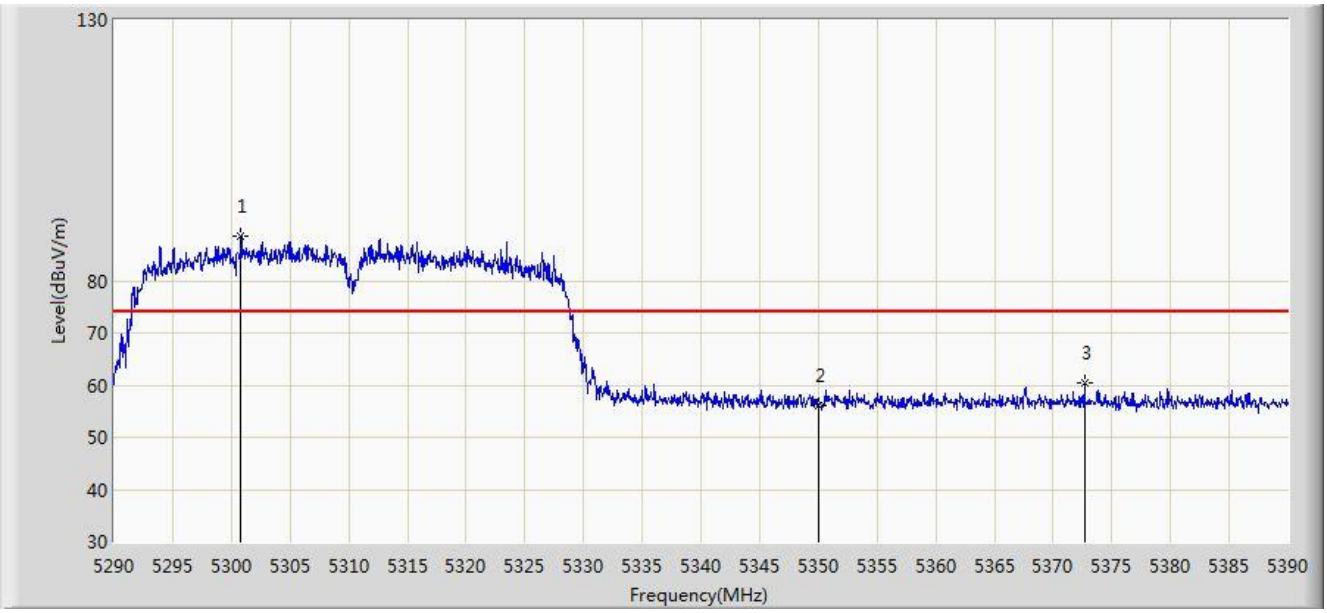

No	Flag	Mark	Frequency (MHz)	Measure Level (dBuV/m)	Reading Level (dBuV)	Over Limit (dB)	Limit (dBuV/m)	Factor (dB)	Type
1		*	5300.800	88.615	82.356	N/A	N/A	6.259	PK
2			5350.000	56.131	49.671	-17.869	74.000	6.460	PK
3			5372.650	60.360	53.825	-13.640	74.000	6.534	PK

Note: Measure Level (dBµV/m) = Reading Level (dBµV) + Factor (dB)

Factor (dB) = Cable Loss (dB) + Antenna Factor (dB/m) - Pre_Amplifier Gain (dB)

Site: AC1	Time: 2018/12/19 - 04:53
Limit: FCC_Part15.209_RE(3m)	Engineer: Max Wang
Probe: BBHA9120D_1-18GHz	Polarity: Horizontal
EUT: 2.4GHz/5GHz WiFi + Bluetooth Combination Module	Power: AC 120V/60Hz
Test Mode: Transmit by 802.11ac-VHT40 at Channel 5310MHz	

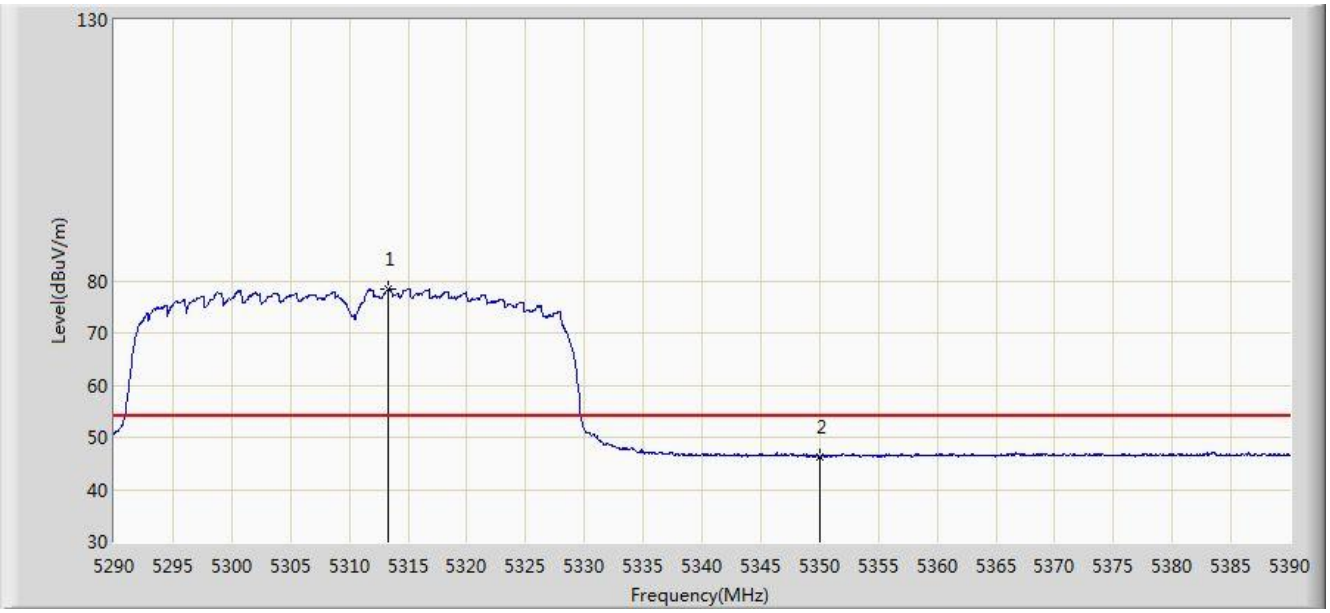

No	Flag	Mark	Frequency (MHz)	Measure Level (dBuV/m)	Reading Level (dBuV)	Over Limit (dB)	Limit (dBuV/m)	Factor (dB)	Type
1		*	5313.250	78.419	72.146	N/A	N/A	6.274	AV
2			5350.000	46.361	39.901	-7.639	54.000	6.460	AV

Note: Measure Level (dBµV/m) = Reading Level (dBµV) + Factor (dB)

Factor (dB) = Cable Loss (dB) + Antenna Factor (dB/m) - Pre_Amplifier Gain (dB)

Site: AC1	Time: 2018/12/19 - 04:50
Limit: FCC_Part15.209_RE(3m)	Engineer: Max Wang
Probe: BBHA9120D_1-18GHz	Polarity: Vertical
EUT: 2.4GHz/5GHz WiFi + Bluetooth Combination Module	Power: AC 120V/60Hz
Test Mode: Transmit by 802.11ac-VHT40 at Channel 5310MHz	

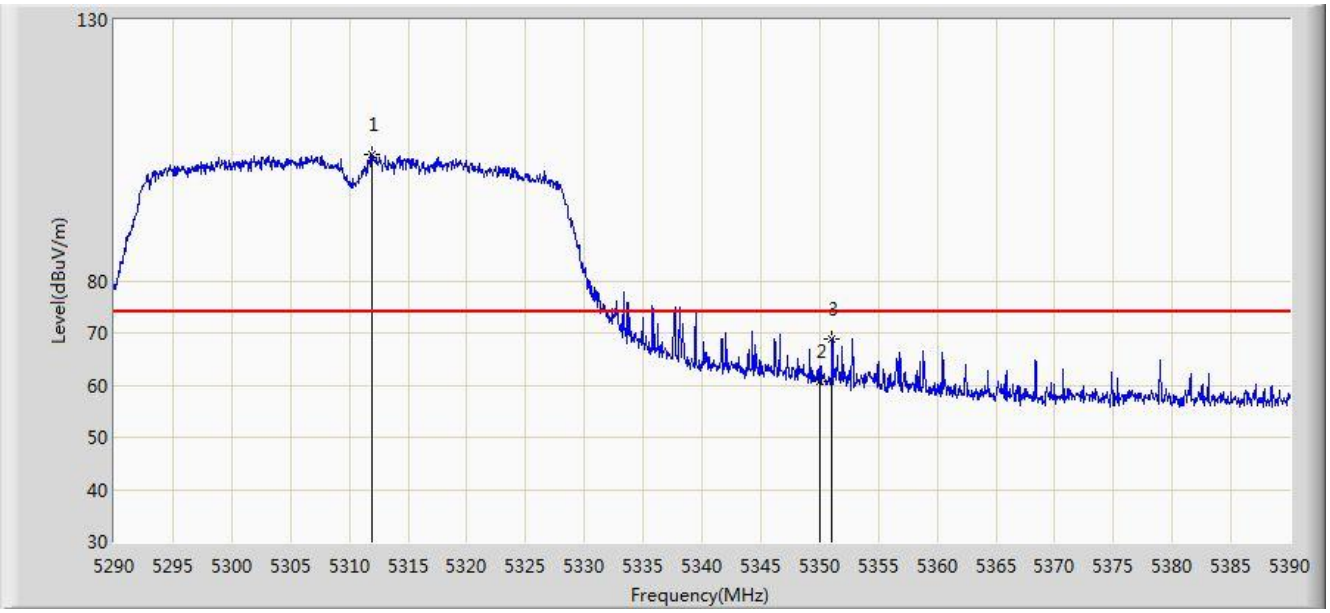

No	Flag	Mark	Frequency (MHz)	Measure Level (dBuV/m)	Reading Level (dBuV)	Over Limit (dB)	Limit (dBuV/m)	Factor (dB)	Type
1		*	5311.900	104.077	97.805	N/A	N/A	6.271	PK
2			5350.000	60.709	54.249	-13.291	74.000	6.460	PK
3			5351.050	68.885	62.420	-5.115	74.000	6.465	PK

Note: Measure Level (dBµV/m) = Reading Level (dBµV) + Factor (dB)

Factor (dB) = Cable Loss (dB) + Antenna Factor (dB/m) - Pre_Amplifier Gain (dB)

Site: AC1	Time: 2018/12/19 - 04:48
Limit: FCC_Part15.209_RE(3m)	Engineer: Max Wang
Probe: BBHA9120D_1-18GHz	Polarity: Vertical
EUT: 2.4GHz/5GHz WiFi + Bluetooth Combination Module	Power: AC 120V/60Hz
Test Mode: Transmit by 802.11ac-VHT40 at Channel 5310MHz	

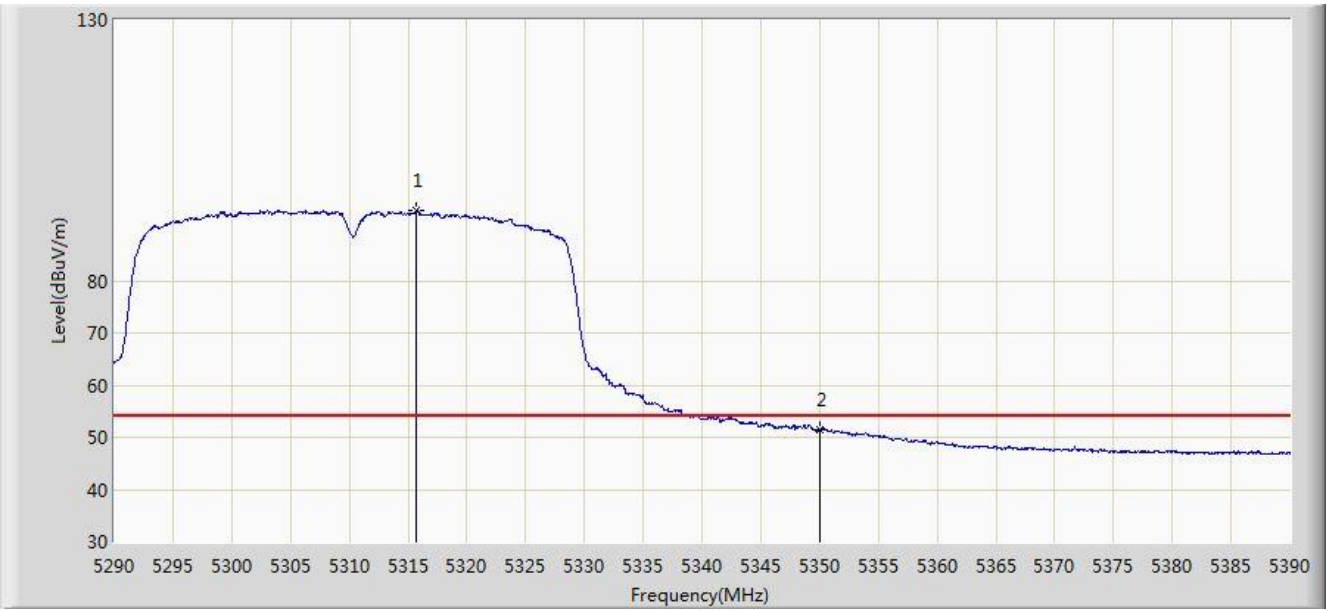

No	Flag	Mark	Frequency (MHz)	Measure Level (dBuV/m)	Reading Level (dBuV)	Over Limit (dB)	Limit (dBuV/m)	Factor (dB)	Type
1		*	5315.750	93.546	87.268	N/A	N/A	6.278	AV
2			5350.000	51.513	45.053	-2.487	54.000	6.460	AV

Note: Measure Level (dBμV/m) = Reading Level (dBμV) + Factor (dB)

Factor (dB) = Cable Loss (dB) + Antenna Factor (dB/m) - Pre_Amplifier Gain (dB)

Site: AC1	Time: 2018/12/19 - 04:59
Limit: FCC_Part15.209_RE(3m)	Engineer: Max Wang
Probe: BBHA9120D_1-18GHz	Polarity: Horizontal
EUT: 2.4GHz/5GHz WiFi + Bluetooth Combination Module	Power: AC 120V/60Hz
Test Mode: Transmit by 802.11ac-VHT40 at Channel 5510MHz	

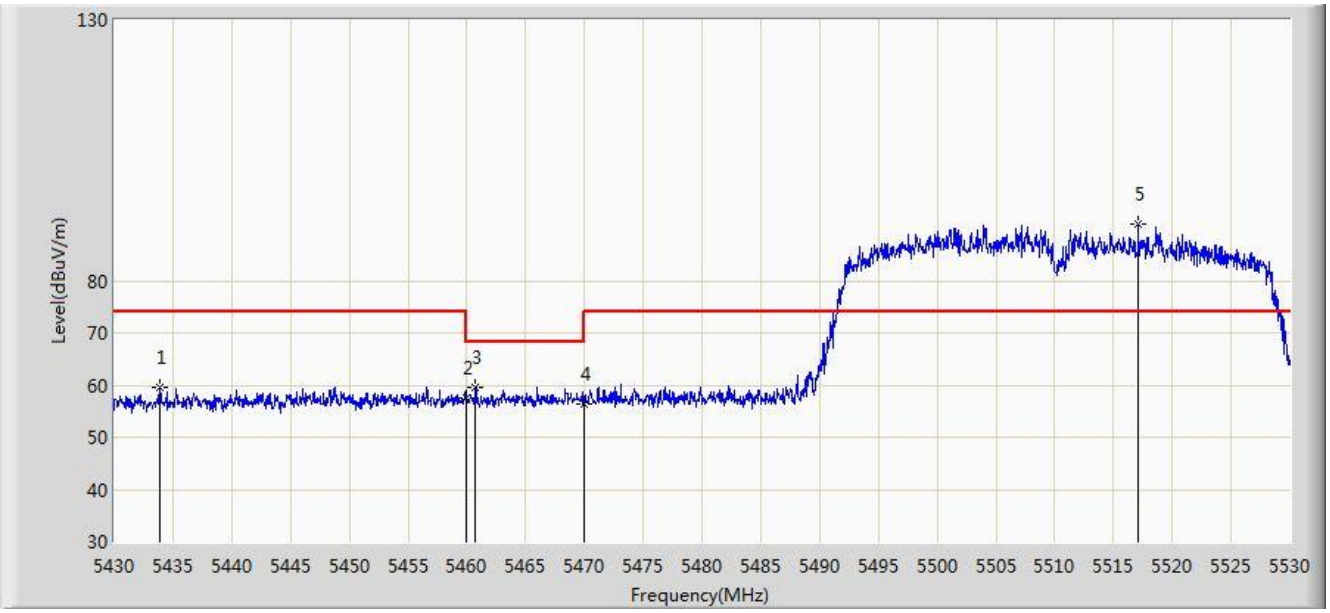

No	Flag	Mark	Frequency (MHz)	Measure Level (dBuV/m)	Reading Level (dBuV)	Over Limit (dB)	Limit (dBuV/m)	Factor (dB)	Type
1			5433.850	59.689	53.048	-14.311	74.000	6.641	PK
2			5460.000	57.400	50.598	-16.600	74.000	6.802	PK
3			5460.750	59.474	52.669	-8.726	68.200	6.805	PK
4			5470.000	56.355	49.510	-11.845	68.200	6.845	PK
5		*	5517.100	90.991	84.178	N/A	N/A	6.813	PK

Note: Measure Level (dBμV/m) = Reading Level (dBμV) + Factor (dB)

Factor (dB) = Cable Loss (dB) + Antenna Factor (dB/m) - Pre_Amplifier Gain (dB)

Site: AC1	Time: 2018/12/19 - 05:01
Limit: FCC_Part15.209_RE(3m)	Engineer: Max Wang
Probe: BBHA9120D_1-18GHz	Polarity: Horizontal
EUT: 2.4GHz/5GHz WiFi + Bluetooth Combination Module	Power: AC 120V/60Hz
Test Mode: Transmit by 802.11ac-VHT40 at Channel 5510MHz	

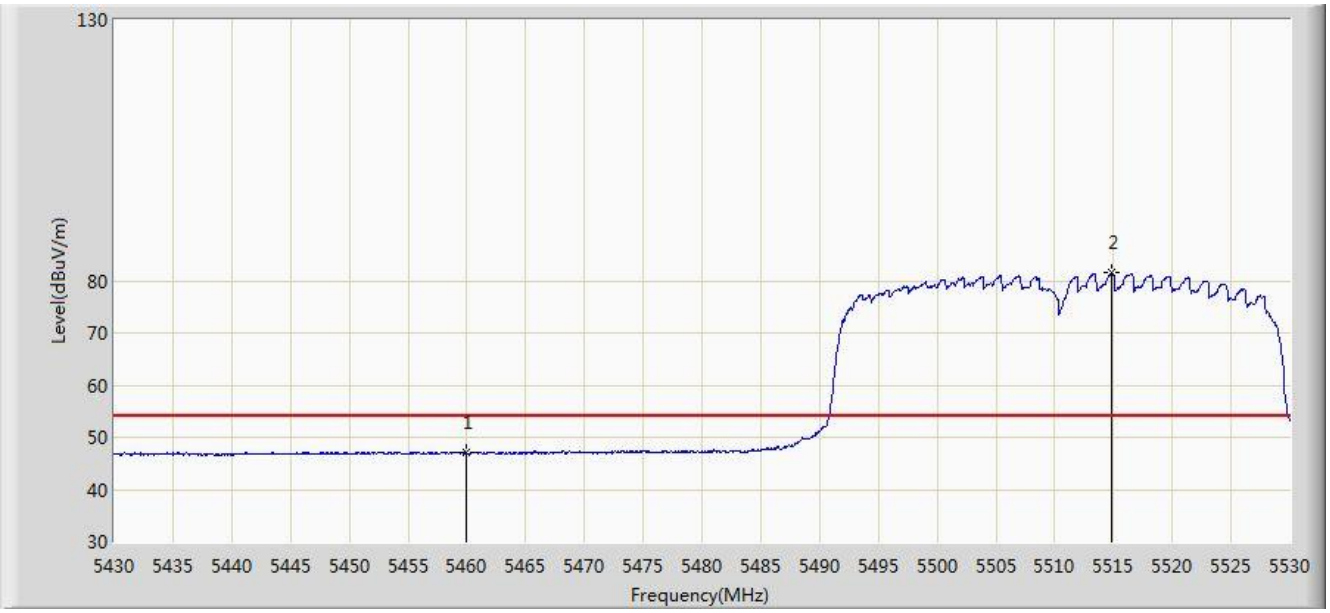

No	Flag	Mark	Frequency (MHz)	Measure Level (dBuV/m)	Reading Level (dBuV)	Over Limit (dB)	Limit (dBuV/m)	Factor (dB)	Type
1			5460.000	47.034	40.232	-6.966	54.000	6.802	AV
2		*	5514.800	81.462	74.649	N/A	N/A	6.812	AV

Note: Measure Level (dBµV/m) = Reading Level (dBµV) + Factor (dB)

Factor (dB) = Cable Loss (dB) + Antenna Factor (dB/m) - Pre_Amplifier Gain (dB)

Site: AC1	Time: 2018/12/19 - 04:56
Limit: FCC_Part15.209_RE(3m)	Engineer: Max Wang
Probe: BBHA9120D_1-18GHz	Polarity: Vertical
EUT: 2.4GHz/5GHz WiFi + Bluetooth Combination Module	Power: AC 120V/60Hz
Test Mode: Transmit by 802.11ac-VHT40 at Channel 5510MHz	

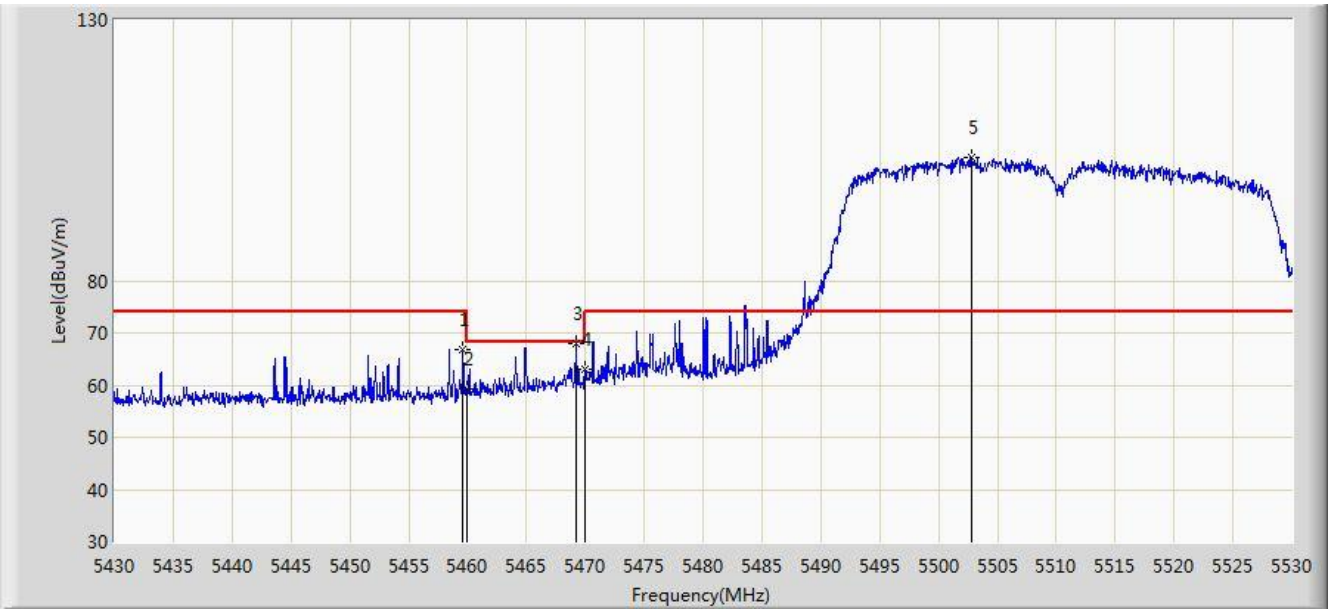

No	Flag	Mark	Frequency (MHz)	Measure Level (dBuV/m)	Reading Level (dBuV)	Over Limit (dB)	Limit (dBuV/m)	Factor (dB)	Type
1			5459.600	66.929	60.129	-7.071	74.000	6.800	PK
2			5460.000	59.402	52.600	-14.598	74.000	6.802	PK
3			5469.200	67.845	61.004	-0.355	68.200	6.841	PK
4			5470.000	63.174	56.329	-5.026	68.200	6.845	PK
5		*	5502.750	103.530	96.715	N/A	N/A	6.814	PK

Note: Measure Level (dBμV/m) = Reading Level (dBμV) + Factor (dB)

Factor (dB) = Cable Loss (dB) + Antenna Factor (dB/m) - Pre_Amplifier Gain (dB)

Site: AC1	Time: 2018/12/19 - 04:58
Limit: FCC_Part15.209_RE(3m)	Engineer: Max Wang
Probe: BBHA9120D_1-18GHz	Polarity: Vertical
EUT: 2.4GHz/5GHz WiFi + Bluetooth Combination Module	Power: AC 120V/60Hz
Test Mode: Transmit by 802.11ac-VHT40 at Channel 5510MHz	

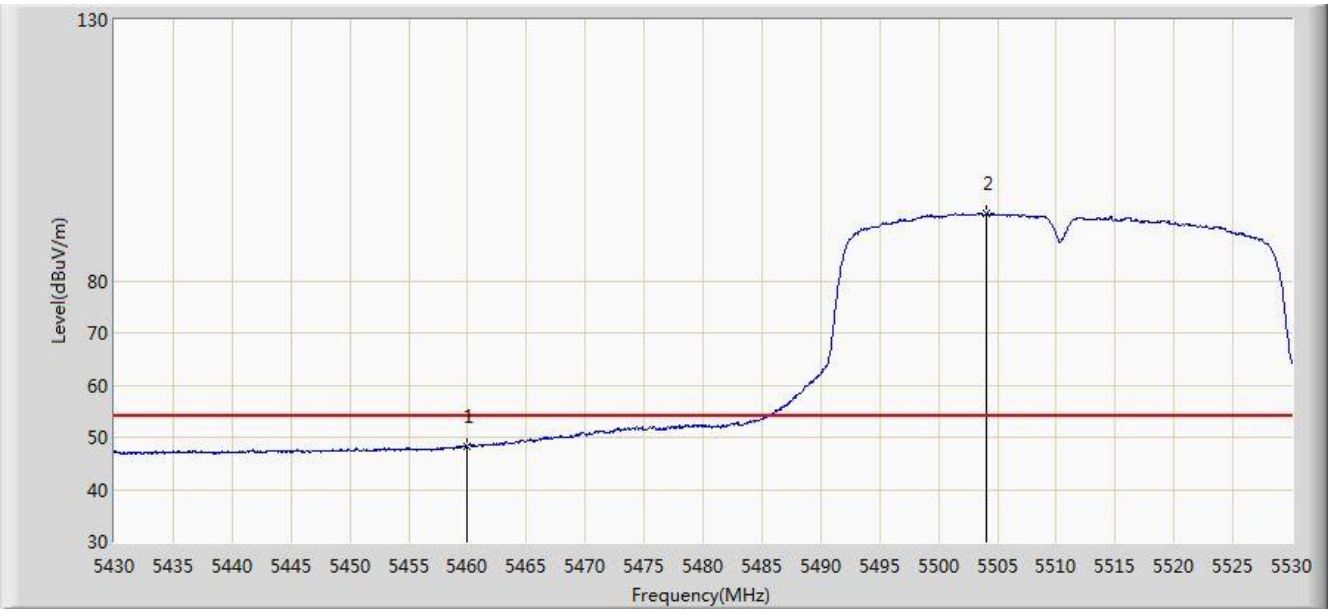

No	Flag	Mark	Frequency (MHz)	Measure Level (dBuV/m)	Reading Level (dBuV)	Over Limit (dB)	Limit (dBuV/m)	Factor (dB)	Type
1			5460.000	48.399	41.597	-5.601	54.000	6.802	AV
2		*	5504.000	92.889	86.077	N/A	N/A	6.813	AV

Note: Measure Level (dBμV/m) = Reading Level (dBμV) + Factor (dB)

Factor (dB) = Cable Loss (dB) + Antenna Factor (dB/m) - Pre_Amplifier Gain (dB)

Site: AC1	Time: 2018/12/19 - 05:05
Limit: FCC_Part15.209_RE(3m) 68.2	Engineer: Max Wang
Probe: BBHA9120D_1-18GHz	Polarity: Horizontal
EUT: 2.4GHz/5GHz WiFi + Bluetooth Combination Module	Power: AC 120V/60Hz
Test Mode: Transmit by 802.11ac-VHT40 at Channel 5670MHz	

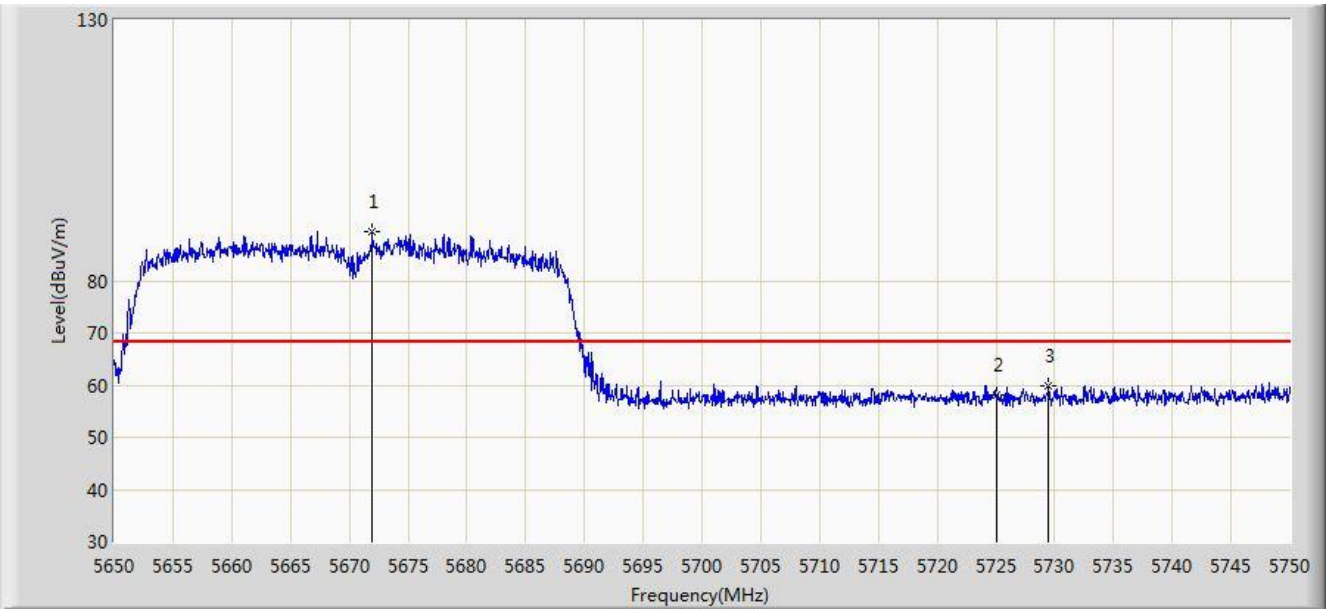

No	Flag	Mark	Frequency (MHz)	Measure Level (dBuV/m)	Reading Level (dBuV)	Over Limit (dB)	Limit (dBuV/m)	Factor (dB)	Type
1		*	5671.950	89.473	82.422	N/A	N/A	7.051	PK
2			5725.000	58.116	50.788	-10.084	68.200	7.328	PK
3			5729.450	59.792	52.444	-8.408	68.200	7.348	PK

Note: Measure Level (dBµV/m) = Reading Level (dBµV) + Factor (dB)

Factor (dB) = Cable Loss (dB) + Antenna Factor (dB/m) - Pre_Amplifier Gain (dB)

Site: AC1	Time: 2018/12/19 - 05:03
Limit: FCC_Part15.209_RE(3m) 68.2	Engineer: Max Wang
Probe: BBHA9120D_1-18GHz	Polarity: Vertical
EUT: 2.4GHz/5GHz WiFi + Bluetooth Combination Module	Power: AC 120V/60Hz
Test Mode: Transmit by 802.11ac-VHT40 at Channel 5670MHz	

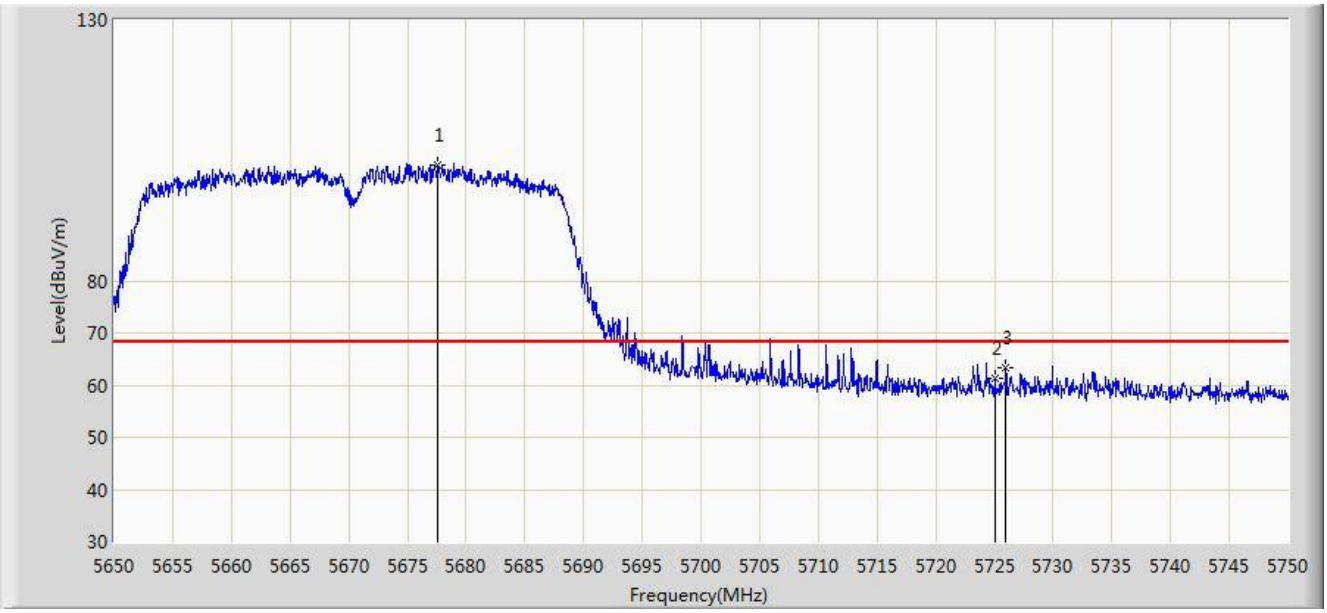

No	Flag	Mark	Frequency (MHz)	Measure Level (dBuV/m)	Reading Level (dBuV)	Over Limit (dB)	Limit (dBuV/m)	Factor (dB)	Type
1		*	5677.600	102.301	95.237	N/A	N/A	7.064	PK
2			5725.000	61.265	53.937	-6.935	68.200	7.328	PK
3			5726.000	63.331	55.997	-4.869	68.200	7.334	PK

Note: Measure Level (dBµV/m) = Reading Level (dBµV) + Factor (dB)

Factor (dB) = Cable Loss (dB) + Antenna Factor (dB/m) - Pre_Amplifier Gain (dB)

Site: AC1	Time: 2018/12/19 - 05:09
Limit: FCC_Part15.407_RE(3m)	Engineer: Max Wang
Probe: BBHA9120D_1-18GHz	Polarity: Horizontal
EUT: 2.4GHz/5GHz WiFi + Bluetooth Combination Module	Power: AC 120V/60Hz
Test Mode: Transmit by 802.11ac-VHT40 at Channel 5755MHz	

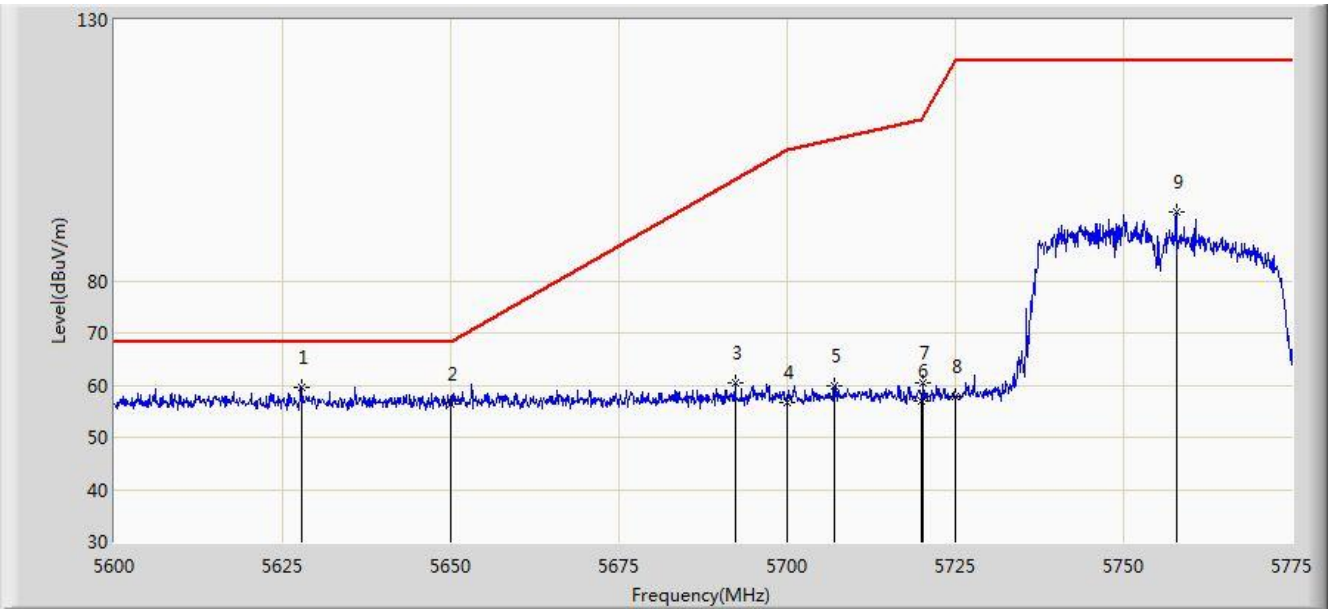

No	Flag	Mark	Frequency (MHz)	Measure Level (dBuV/m)	Reading Level (dBuV)	Over Limit (dB)	Limit (dBuV/m)	Factor (dB)	Type
1		*	5627.825	59.681	52.673	-8.519	68.200	7.008	PK
2			5650.000	56.392	49.387	-11.808	68.200	7.005	PK
3			5692.225	60.484	53.371	-38.984	99.468	7.113	PK
4			5700.000	56.747	49.582	-48.453	105.200	7.165	PK
5			5707.100	59.764	52.543	-47.426	107.190	7.221	PK
6			5720.000	56.899	49.600	-53.901	110.800	7.299	PK
7			5720.225	60.334	53.033	-50.980	111.313	7.301	PK
8			5725.000	57.689	50.361	-64.511	122.200	7.328	PK
9			5757.850	93.110	85.697	N/A	N/A	7.413	PK

Note: Measure Level (dBμV/m) = Reading Level (dBμV) + Factor (dB)

Factor (dB) = Cable Loss (dB) + Antenna Factor (dB/m) - Pre_Amplifier Gain (dB)

Site: AC1	Time: 2018/12/19 - 05:07
Limit: FCC_Part15.407_RE(3m)	Engineer: Max Wang
Probe: BBHA9120D_1-18GHz	Polarity: Vertical
EUT: 2.4GHz/5GHz WiFi + Bluetooth Combination Module	Power: AC 120V/60Hz
Test Mode: Transmit by 802.11ac-VHT40 at Channel 5755MHz	

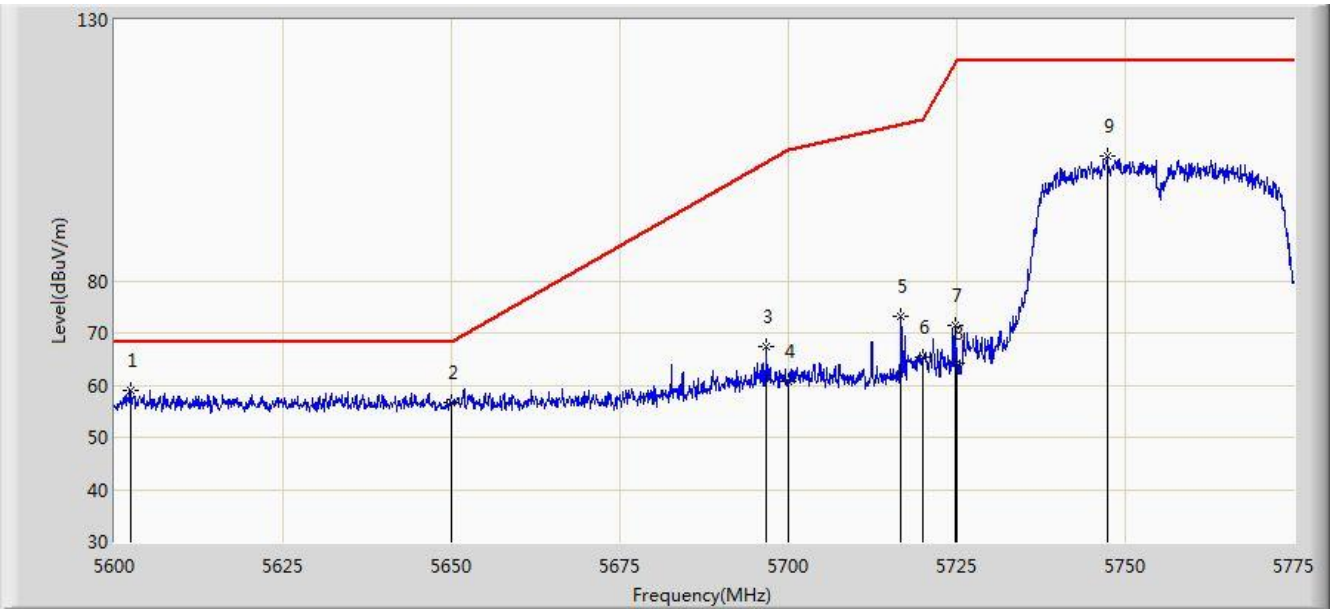

No	Flag	Mark	Frequency (MHz)	Measure Level (dBuV/m)	Reading Level (dBuV)	Over Limit (dB)	Limit (dBuV/m)	Factor (dB)	Type
1		*	5602.362	59.045	52.065	-9.155	68.200	6.979	PK
2			5650.000	56.643	49.638	-11.557	68.200	7.005	PK
3			5696.775	67.323	60.179	-35.501	102.823	7.144	PK
4			5700.000	60.856	53.691	-44.344	105.200	7.165	PK
5			5716.725	73.176	65.895	-36.708	109.884	7.281	PK
6			5720.000	65.406	58.107	-45.394	110.800	7.299	PK
7			5724.775	71.558	64.231	-50.129	121.687	7.327	PK
8			5725.000	64.175	56.847	-58.025	122.200	7.328	PK
9			5747.350	103.787	96.381	N/A	N/A	7.406	PK

Note: Measure Level (dBμV/m) = Reading Level (dBμV) + Factor (dB)

Factor (dB) = Cable Loss (dB) + Antenna Factor (dB/m) - Pre_Amplifier Gain (dB)

Site: AC1	Time: 2018/12/19 - 05:13
Limit: FCC_Part15.407_RE(3m)	Engineer: Max Wang
Probe: BBHA9120D_1-18GHz	Polarity: Horizontal
EUT: 2.4GHz/5GHz WiFi + Bluetooth Combination Module	Power: AC 120V/60Hz
Test Mode: Transmit by 802.11ac-VHT40 at Channel 5795MHz	

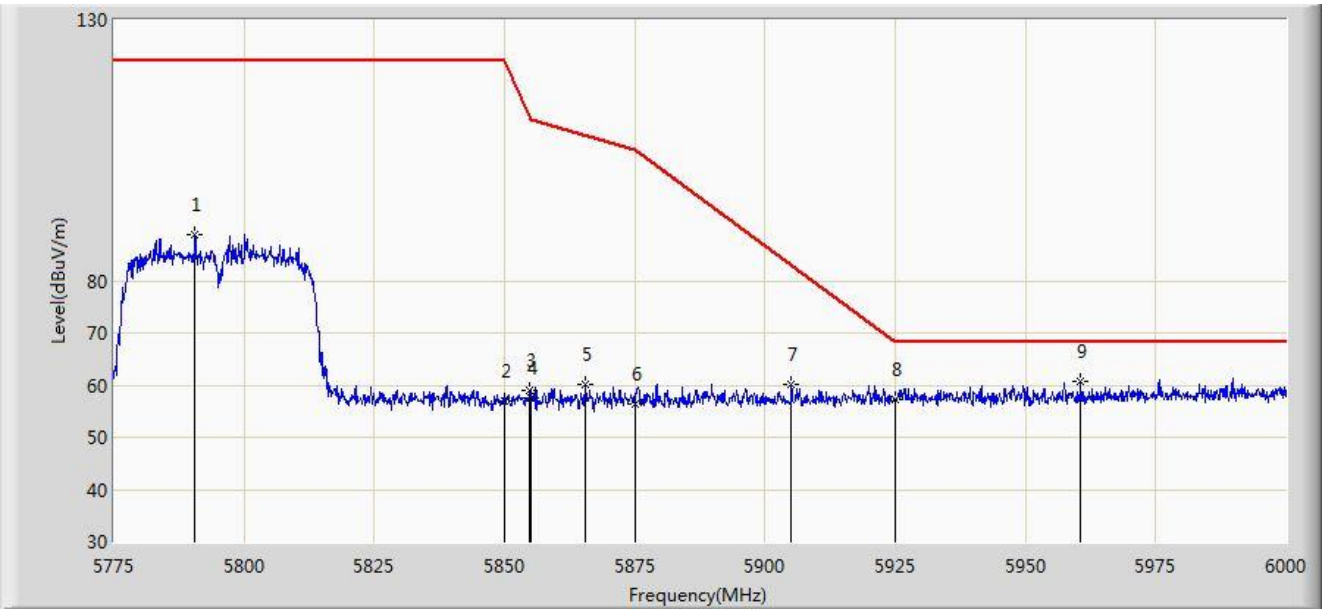

No	Flag	Mark	Frequency (MHz)	Measure Level (dBuV/m)	Reading Level (dBuV)	Over Limit (dB)	Limit (dBuV/m)	Factor (dB)	Type
1			5790.638	88.735	81.211	N/A	N/A	7.524	PK
2			5850.000	56.905	49.132	-65.295	122.200	7.774	PK
3			5854.875	59.044	51.268	-52.041	111.085	7.775	PK
4			5855.000	57.466	49.690	-53.334	110.800	7.775	PK
5			5865.562	60.095	52.305	-47.745	107.840	7.790	PK
6			5875.000	56.250	48.432	-48.950	105.200	7.818	PK
7			5905.050	60.233	52.410	-22.693	82.925	7.823	PK
8			5925.000	57.158	49.339	-11.042	68.200	7.819	PK
9		*	5960.513	60.648	52.791	-7.552	68.200	7.856	PK

Note: Measure Level (dBμV/m) = Reading Level (dBμV) + Factor (dB)

Factor (dB) = Cable Loss (dB) + Antenna Factor (dB/m) - Pre_Amplifier Gain (dB)

Site: AC1	Time: 2018/12/19 - 05:11
Limit: FCC_Part15.407_RE(3m)	Engineer: Max Wang
Probe: BBHA9120D_1-18GHz	Polarity: Vertical
EUT: 2.4GHz/5GHz WiFi + Bluetooth Combination Module	Power: AC 120V/60Hz
Test Mode: Transmit by 802.11ac-VHT40 at Channel 5795MHz	

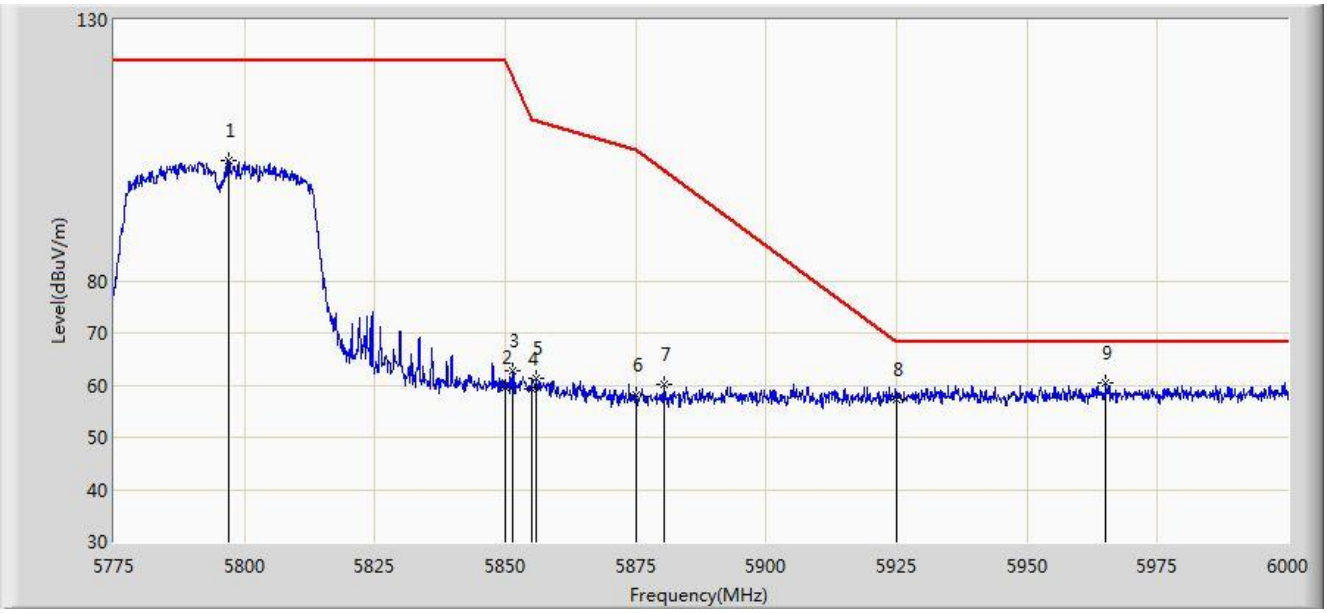

No	Flag	Mark	Frequency (MHz)	Measure Level (dBuV/m)	Reading Level (dBuV)	Over Limit (dB)	Limit (dBuV/m)	Factor (dB)	Type
1			5796.937	103.162	95.615	N/A	N/A	7.547	PK
2			5850.000	59.663	51.890	-62.537	122.200	7.774	PK
3			5851.500	62.665	54.891	-56.114	118.779	7.774	PK
4			5855.000	59.272	51.496	-51.528	110.800	7.775	PK
5			5855.888	61.382	53.606	-49.168	110.551	7.777	PK
6			5875.000	58.049	50.231	-47.151	105.200	7.818	PK
7			5880.525	60.122	52.292	-40.974	101.096	7.831	PK
8			5925.000	57.321	49.502	-10.879	68.200	7.819	PK
9		*	5965.013	60.370	52.507	-7.830	68.200	7.863	PK

Note: Measure Level (dBμV/m) = Reading Level (dBμV) + Factor (dB)

Factor (dB) = Cable Loss (dB) + Antenna Factor (dB/m) - Pre_Amplifier Gain (dB)

Site: AC1	Time: 2018/12/19 - 05:21
Limit: FCC_Part15.209_RE(3m)	Engineer: Max Wang
Probe: BBHA9120D_1-18GHz	Polarity: Horizontal
EUT: 2.4GHz/5GHz WiFi + Bluetooth Combination Module	Power: AC 120V/60Hz
Test Mode: Transmit by 802.11ac-VHT80 at Channel 5210MHz	

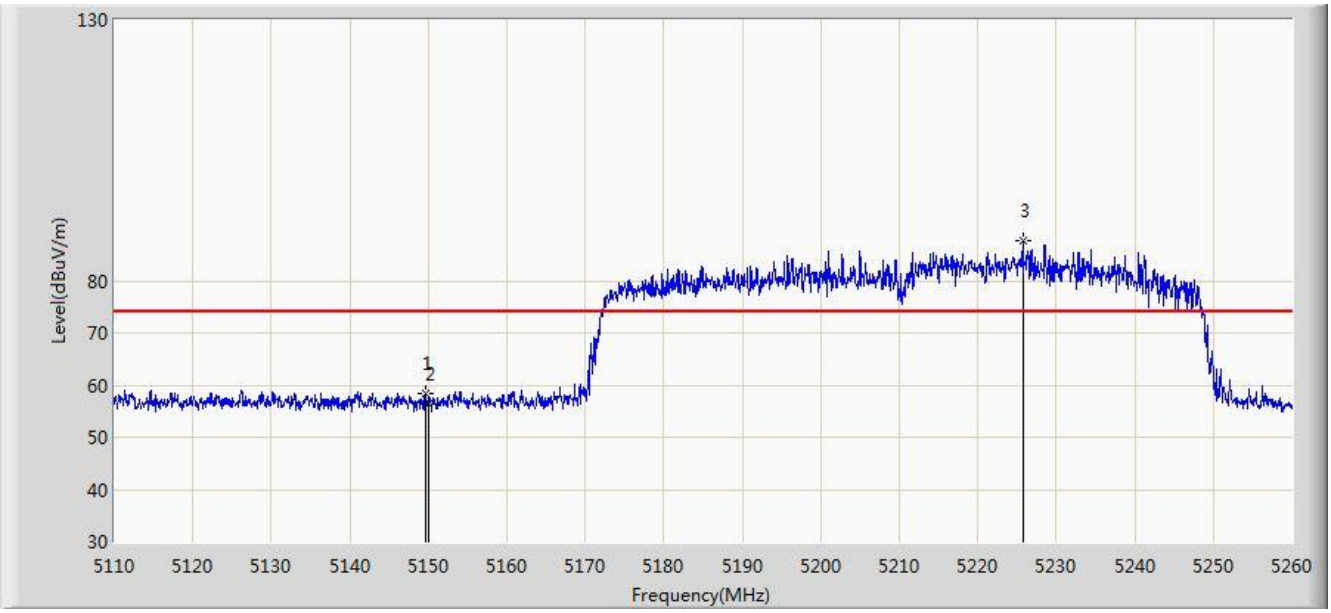

No	Flag	Mark	Frequency (MHz)	Measure Level (dBuV/m)	Reading Level (dBuV)	Over Limit (dB)	Limit (dBuV/m)	Factor (dB)	Type
1			5149.600	58.497	51.936	-15.503	74.000	6.561	PK
2			5150.000	56.478	49.916	-17.522	74.000	6.562	PK
3		*	5225.725	87.778	81.377	N/A	N/A	6.401	PK

Note: Measure Level (dBµV/m) = Reading Level (dBµV) + Factor (dB)

Factor (dB) = Cable Loss (dB) + Antenna Factor (dB/m) - Pre_Amplifier Gain (dB)

Site: AC1	Time: 2018/12/19 - 05:22
Limit: FCC_Part15.209_RE(3m)	Engineer: Max Wang
Probe: BBHA9120D_1-18GHz	Polarity: Horizontal
EUT: 2.4GHz/5GHz WiFi + Bluetooth Combination Module	Power: AC 120V/60Hz
Test Mode: Transmit by 802.11ac-VHT80 at Channel 5210MHz	

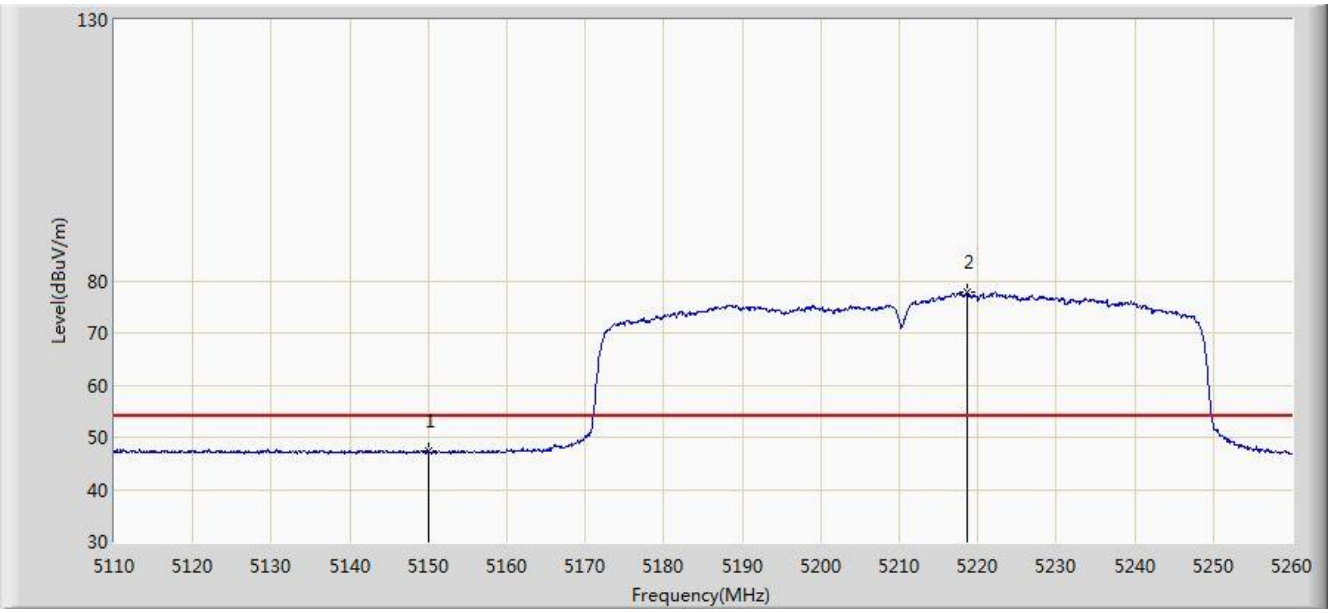

No	Flag	Mark	Frequency (MHz)	Measure Level (dBuV/m)	Reading Level (dBuV)	Over Limit (dB)	Limit (dBuV/m)	Factor (dB)	Type
1			5150.000	47.276	40.714	-6.724	54.000	6.562	AV
2		*	5218.600	77.757	71.364	N/A	N/A	6.393	AV

Note: Measure Level (dBµV/m) = Reading Level (dBµV) + Factor (dB)

Factor (dB) = Cable Loss (dB) + Antenna Factor (dB/m) - Pre_Amplifier Gain (dB)

Site: AC1	Time: 2018/12/19 - 05:19
Limit: FCC_Part15.209_RE(3m)	Engineer: Max Wang
Probe: BBHA9120D_1-18GHz	Polarity: Vertical
EUT: 2.4GHz/5GHz WiFi + Bluetooth Combination Module	Power: AC 120V/60Hz
Test Mode: Transmit by 802.11ac-VHT80 at Channel 5210MHz	

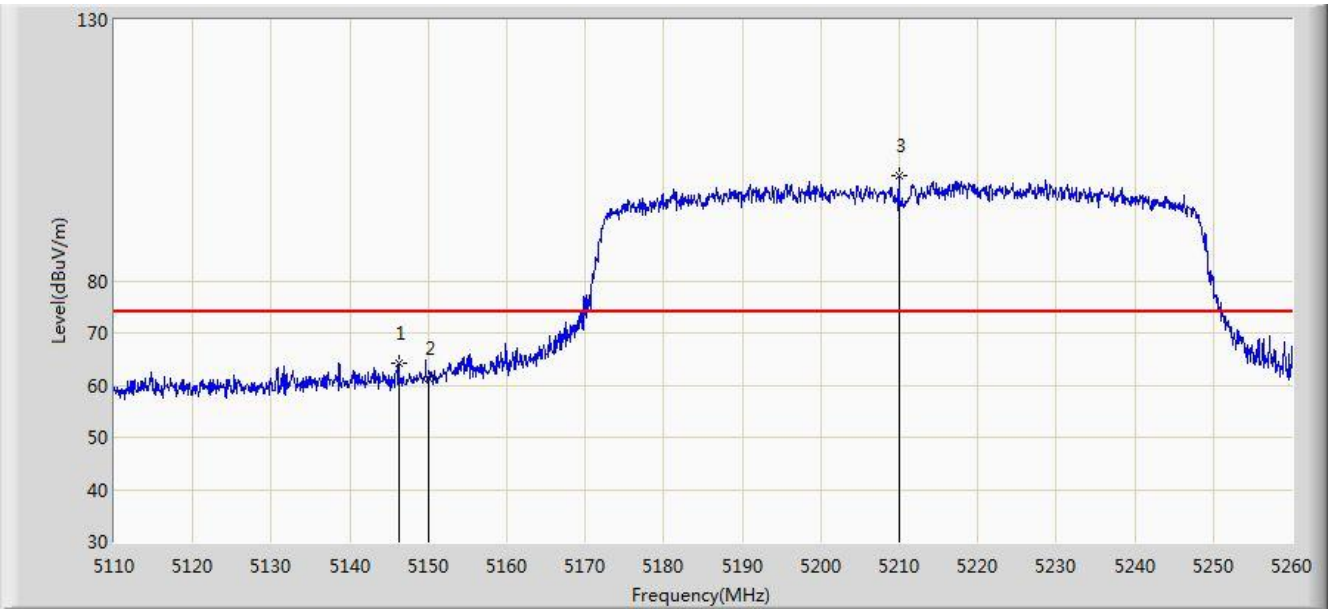

No	Flag	Mark	Frequency (MHz)	Measure Level (dBuV/m)	Reading Level (dBuV)	Over Limit (dB)	Limit (dBuV/m)	Factor (dB)	Type
1			5146.225	64.237	57.668	-9.763	74.000	6.568	PK
2			5150.000	61.390	54.828	-12.610	74.000	6.562	PK
3		*	5209.975	100.041	93.673	N/A	N/A	6.368	PK

Note: Measure Level (dBµV/m) = Reading Level (dBµV) + Factor (dB)

Factor (dB) = Cable Loss (dB) + Antenna Factor (dB/m) - Pre_Amplifier Gain (dB)

Site: AC1	Time: 2018/12/19 - 05:18
Limit: FCC_Part15.209_RE(3m)	Engineer: Max Wang
Probe: BBHA9120D_1-18GHz	Polarity: Vertical
EUT: 2.4GHz/5GHz WiFi + Bluetooth Combination Module	Power: AC 120V/60Hz
Test Mode: Transmit by 802.11ac-VHT80 at Channel 5210MHz	

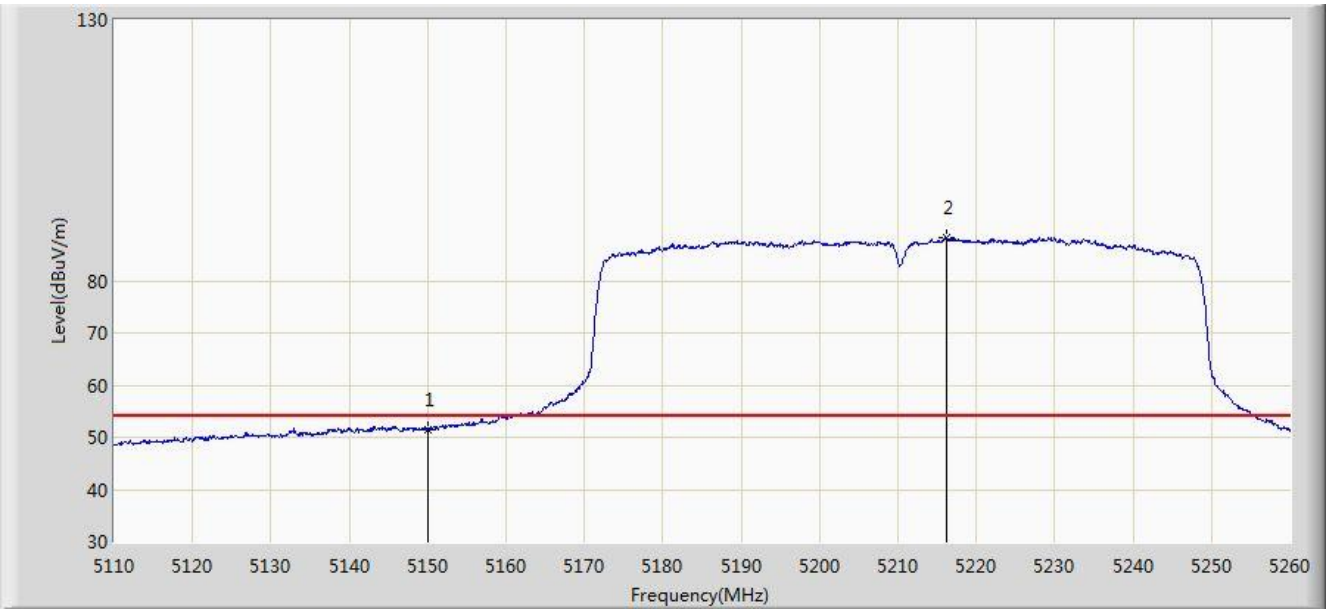

No	Flag	Mark	Frequency (MHz)	Measure Level (dBuV/m)	Reading Level (dBuV)	Over Limit (dB)	Limit (dBuV/m)	Factor (dB)	Type
1			5150.000	51.569	45.007	-2.431	54.000	6.562	AV
2		*	5216.125	88.388	81.998	N/A	N/A	6.390	AV

Note: Measure Level (dBµV/m) = Reading Level (dBµV) + Factor (dB)

Factor (dB) = Cable Loss (dB) + Antenna Factor (dB/m) - Pre_Amplifier Gain (dB)

Site: AC1	Time: 2018/12/19 - 05:28
Limit: FCC_Part15.209_RE(3m)	Engineer: Max Wang
Probe: BBHA9120D_1-18GHz	Polarity: Horizontal
EUT: 2.4GHz/5GHz WiFi + Bluetooth Combination Module	Power: AC 120V/60Hz
Test Mode: Transmit by 802.11ac-VHT80 at Channel 5290MHz	

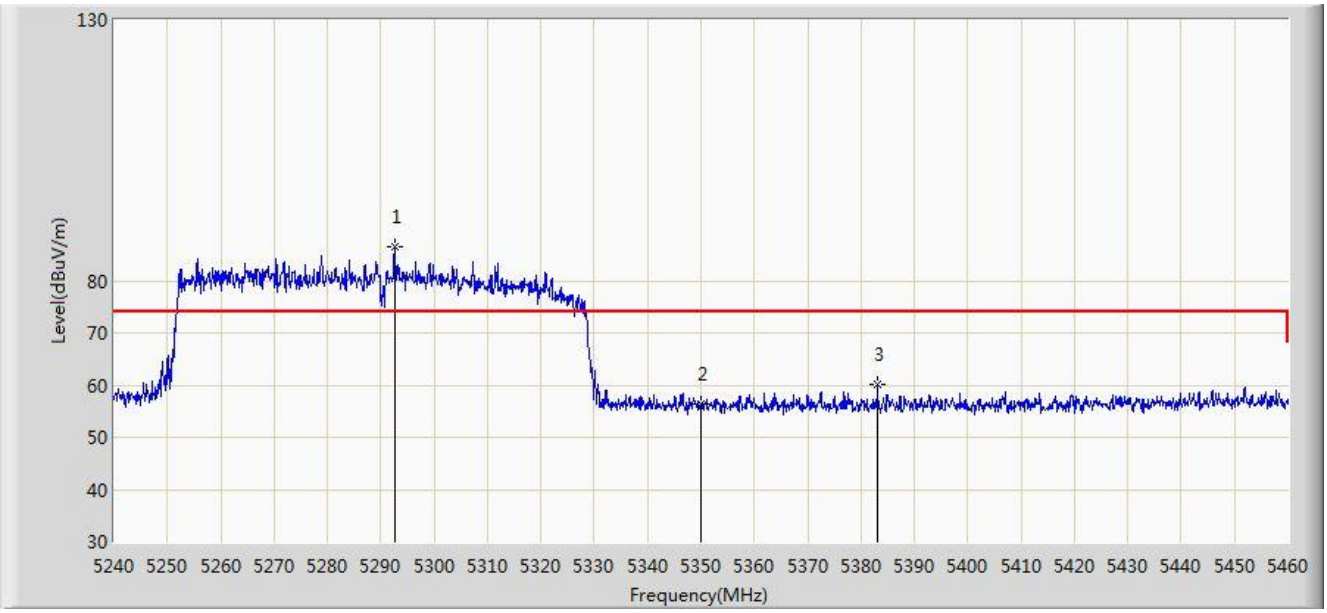

No	Flag	Mark	Frequency (MHz)	Measure Level (dBuV/m)	Reading Level (dBuV)	Over Limit (dB)	Limit (dBuV/m)	Factor (dB)	Type
1		*	5292.580	86.488	80.224	N/A	N/A	6.264	PK
2			5350.000	56.410	49.950	-17.590	74.000	6.460	PK
3			5383.110	60.121	53.573	-13.879	74.000	6.548	PK

Note: Measure Level (dBµV/m) = Reading Level (dBµV) + Factor (dB)

Factor (dB) = Cable Loss (dB) + Antenna Factor (dB/m) - Pre_Amplifier Gain (dB)

Site: AC1	Time: 2018/12/19 - 05:29
Limit: FCC_Part15.209_RE(3m)	Engineer: Max Wang
Probe: BBHA9120D_1-18GHz	Polarity: Horizontal
EUT: 2.4GHz/5GHz WiFi + Bluetooth Combination Module	Power: AC 120V/60Hz
Test Mode: Transmit by 802.11ac-VHT80 at Channel 5290MHz	

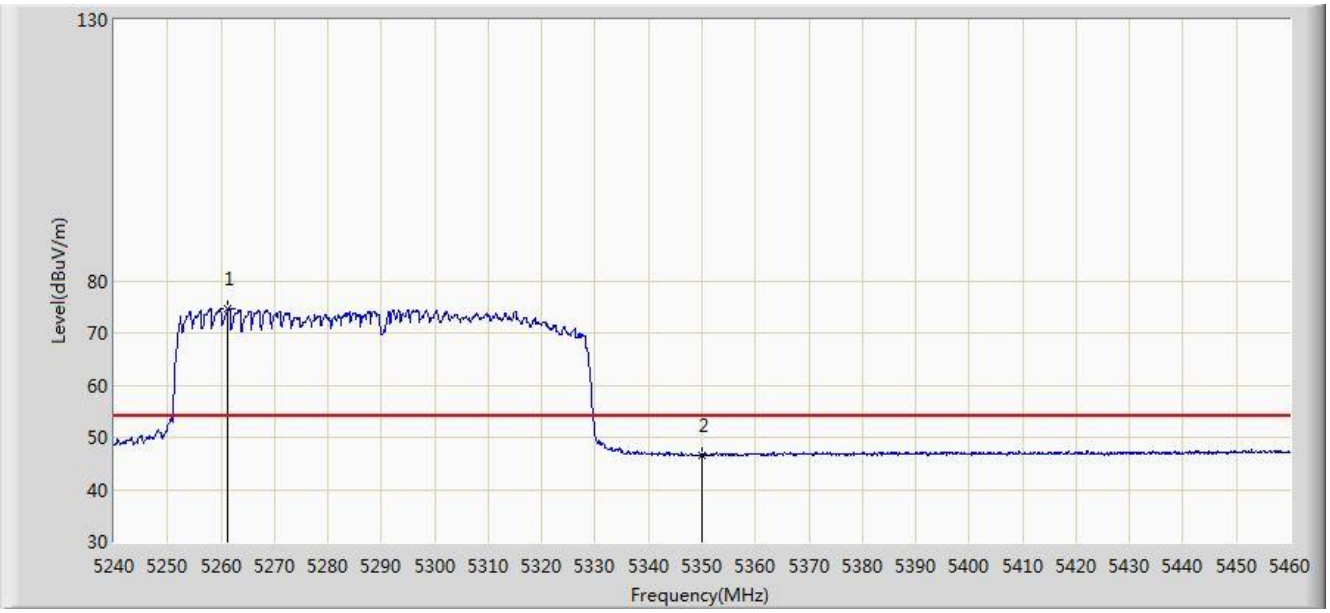

No	Flag	Mark	Frequency (MHz)	Measure Level (dBuV/m)	Reading Level (dBuV)	Over Limit (dB)	Limit (dBuV/m)	Factor (dB)	Type
1		*	5261.340	74.600	68.263	N/A	N/A	6.338	AV
2			5350.000	46.611	40.151	-7.389	54.000	6.460	AV

Note: Measure Level (dBμV/m) = Reading Level (dBμV) + Factor (dB)

Factor (dB) = Cable Loss (dB) + Antenna Factor (dB/m) - Pre_Amplifier Gain (dB)

Site: AC1	Time: 2018/12/19 - 05:27
Limit: FCC_Part15.209_RE(3m)	Engineer: Max Wang
Probe: BBHA9120D_1-18GHz	Polarity: Vertical
EUT: 2.4GHz/5GHz WiFi + Bluetooth Combination Module	Power: AC 120V/60Hz
Test Mode: Transmit by 802.11ac-VHT80 at Channel 5290MHz	

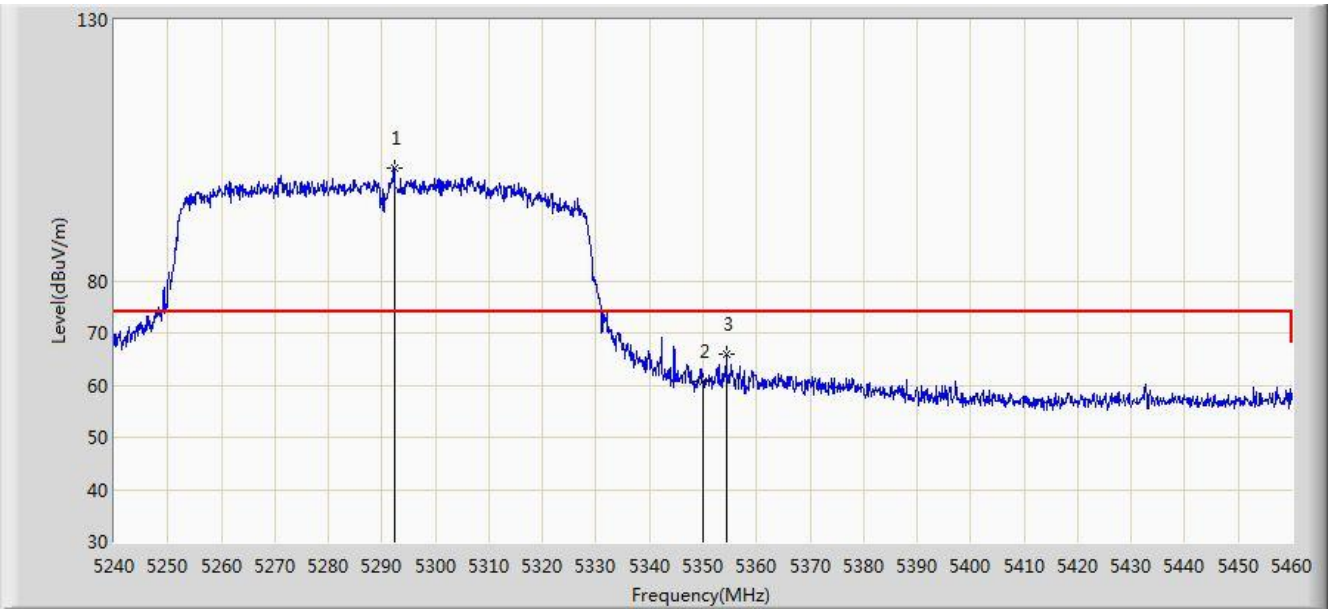

No	Flag	Mark	Frequency (MHz)	Measure Level (dBuV/m)	Reading Level (dBuV)	Over Limit (dB)	Limit (dBuV/m)	Factor (dB)	Type
1		*	5292.250	101.638	95.374	N/A	N/A	6.264	PK
2			5350.000	60.866	54.406	-13.134	74.000	6.460	PK
3			5354.400	66.020	59.541	-7.980	74.000	6.479	PK

Note: Measure Level (dBµV/m) = Reading Level (dBµV) + Factor (dB)

Factor (dB) = Cable Loss (dB) + Antenna Factor (dB/m) - Pre_Amplifier Gain (dB)

Site: AC1	Time: 2018/12/19 - 05:24
Limit: FCC_Part15.209_RE(3m)	Engineer: Max Wang
Probe: BBHA9120D_1-18GHz	Polarity: Vertical
EUT: 2.4GHz/5GHz WiFi + Bluetooth Combination Module	Power: AC 120V/60Hz
Test Mode: Transmit by 802.11ac-VHT80 at Channel 5290MHz	

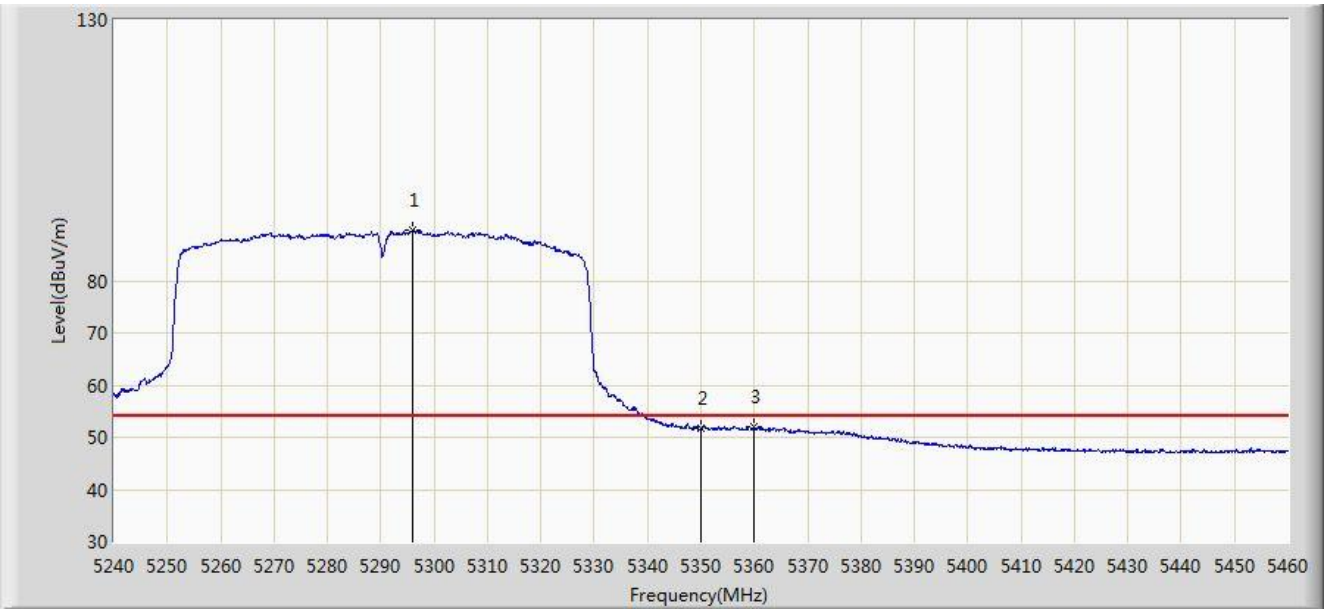

No	Flag	Mark	Frequency (MHz)	Measure Level (dBuV/m)	Reading Level (dBuV)	Over Limit (dB)	Limit (dBuV/m)	Factor (dB)	Type
1		*	5295.990	89.594	83.337	N/A	N/A	6.258	AV
2			5350.000	51.713	45.253	-2.287	54.000	6.460	AV
3			5360.010	52.088	45.589	-1.912	54.000	6.498	AV

Note: Measure Level (dBµV/m) = Reading Level (dBµV) + Factor (dB)

Factor (dB) = Cable Loss (dB) + Antenna Factor (dB/m) - Pre_Amplifier Gain (dB)

Site: AC1	Time: 2018/12/19 - 05:39
Limit: FCC_Part15.209_RE(3m)	Engineer: Max Wang
Probe: BBHA9120D_1-18GHz	Polarity: Horizontal
EUT: 2.4GHz/5GHz WiFi + Bluetooth Combination Module	Power: AC 120V/60Hz
Test Mode: Transmit by 802.11ac-VHT80 at Channel 5530MHz	

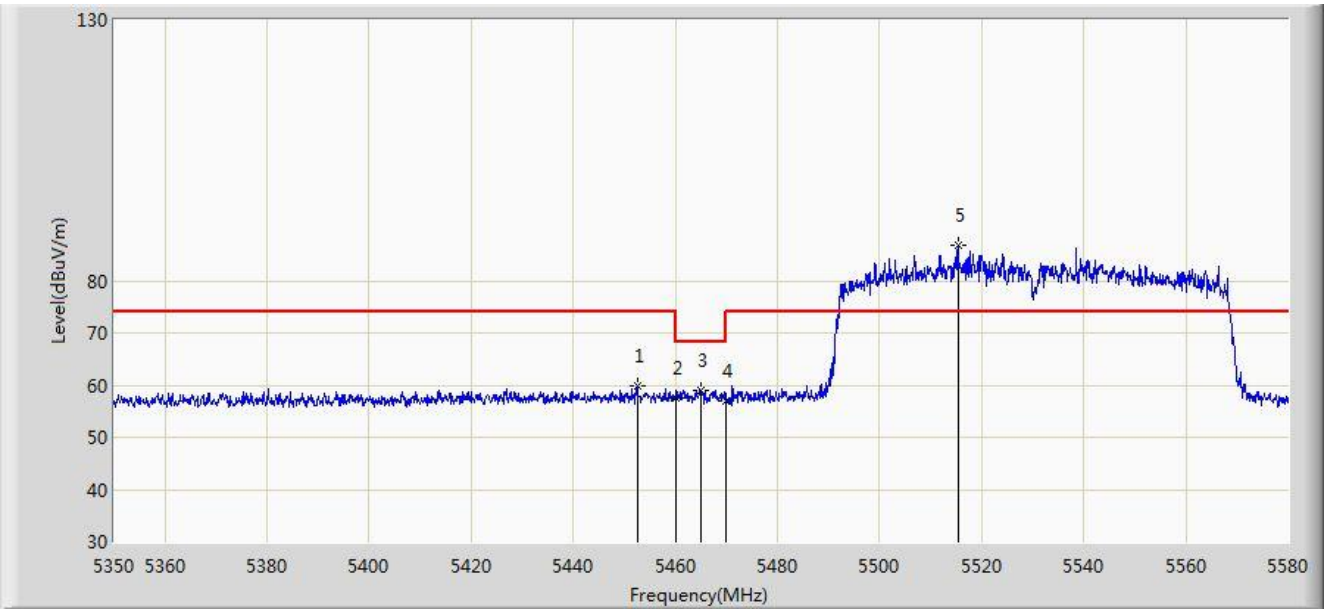

No	Flag	Mark	Frequency (MHz)	Measure Level (dBuV/m)	Reading Level (dBuV)	Over Limit (dB)	Limit (dBuV/m)	Factor (dB)	Type
1			5452.465	59.725	52.962	-14.275	74.000	6.763	PK
2			5460.000	57.468	50.666	-16.532	74.000	6.802	PK
3			5464.885	58.980	52.157	-9.220	68.200	6.823	PK
4			5470.000	57.049	50.204	-11.151	68.200	6.845	PK
5		*	5515.370	86.672	79.859	N/A	N/A	6.813	PK

Note: Measure Level (dBμV/m) = Reading Level (dBμV) + Factor (dB)

Factor (dB) = Cable Loss (dB) + Antenna Factor (dB/m) - Pre_Amplifier Gain (dB)

Site: AC1	Time: 2018/12/19 - 05:42
Limit: FCC_Part15.209_RE(3m)	Engineer: Max Wang
Probe: BBHA9120D_1-18GHz	Polarity: Horizontal
EUT: 2.4GHz/5GHz WiFi + Bluetooth Combination Module	Power: AC 120V/60Hz
Test Mode: Transmit by 802.11ac-VHT80 at Channel 5530MHz	

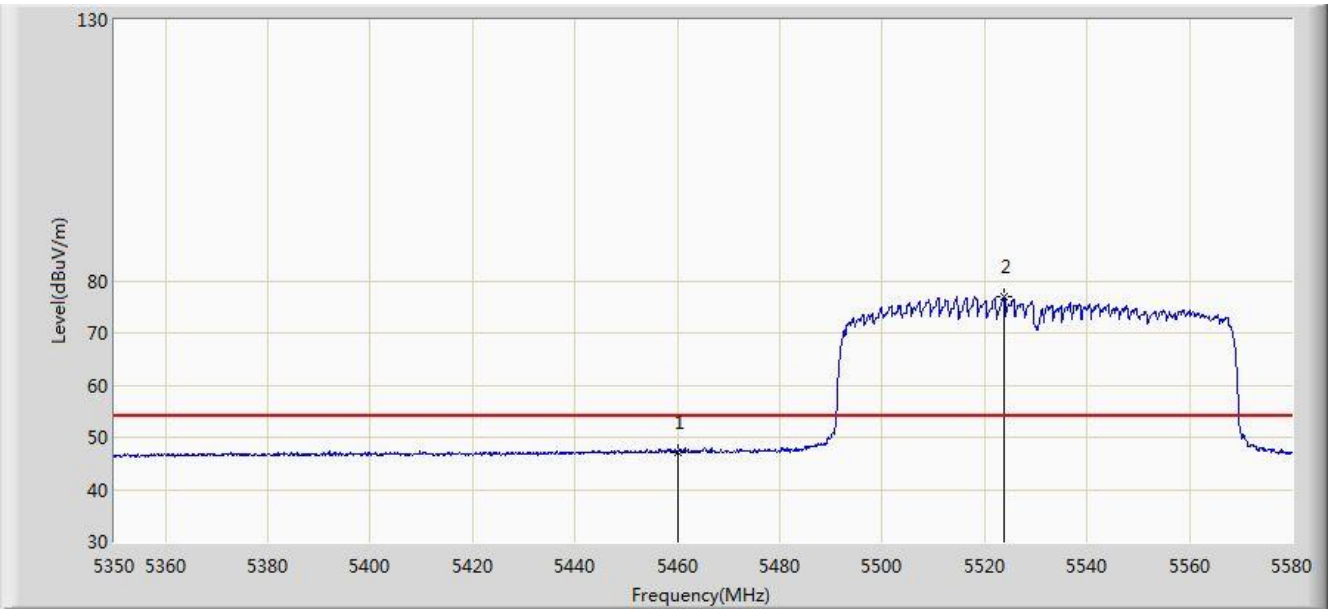

No	Flag	Mark	Frequency (MHz)	Measure Level (dBuV/m)	Reading Level (dBuV)	Over Limit (dB)	Limit (dBuV/m)	Factor (dB)	Type
1			5460.000	47.176	40.374	-6.824	54.000	6.802	AV
2		*	5523.880	77.056	70.233	N/A	N/A	6.823	AV

Note: Measure Level (dBµV/m) = Reading Level (dBµV) + Factor (dB)

Factor (dB) = Cable Loss (dB) + Antenna Factor (dB/m) - Pre_Amplifier Gain (dB)

Site: AC1	Time: 2018/12/19 - 05:37
Limit: FCC_Part15.209_RE(3m)	Engineer: Max Wang
Probe: BBHA9120D_1-18GHz	Polarity: Vertical
EUT: 2.4GHz/5GHz WiFi + Bluetooth Combination Module	Power: AC 120V/60Hz
Test Mode: Transmit by 802.11ac-VHT80 at Channel 5530MHz	

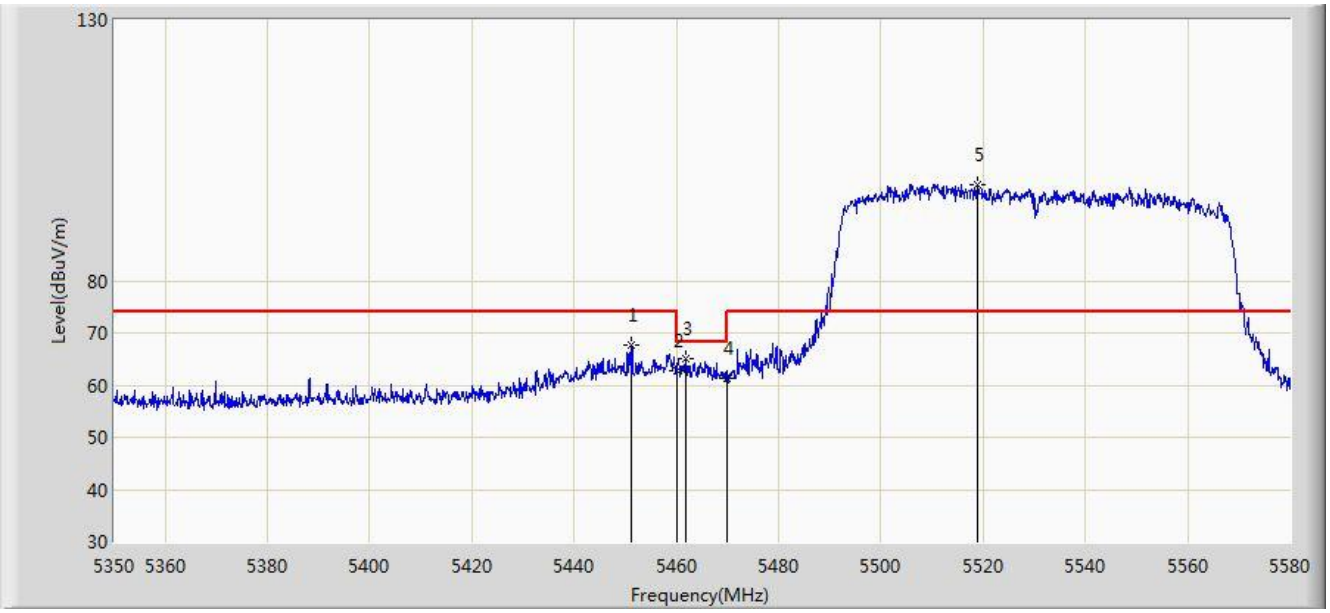

No	Flag	Mark	Frequency (MHz)	Measure Level (dBuV/m)	Reading Level (dBuV)	Over Limit (dB)	Limit (dBuV/m)	Factor (dB)	Type
1			5451.200	67.557	60.804	-6.443	74.000	6.753	PK
2			5460.000	62.636	55.834	-11.364	74.000	6.802	PK
3			5461.780	65.094	58.285	-3.106	68.200	6.809	PK
4			5470.000	61.423	54.578	-6.777	68.200	6.845	PK
5		*	5518.935	98.482	91.669	N/A	N/A	6.814	PK

Note: Measure Level (dBμV/m) = Reading Level (dBμV) + Factor (dB)

Factor (dB) = Cable Loss (dB) + Antenna Factor (dB/m) - Pre_Amplifier Gain (dB)

Site: AC1	Time: 2018/12/19 - 05:34
Limit: FCC_Part15.209_RE(3m)	Engineer: Max Wang
Probe: BBHA9120D_1-18GHz	Polarity: Vertical
EUT: 2.4GHz/5GHz WiFi + Bluetooth Combination Module	Power: AC 120V/60Hz
Test Mode: Transmit by 802.11ac-VHT80 at Channel 5530MHz	

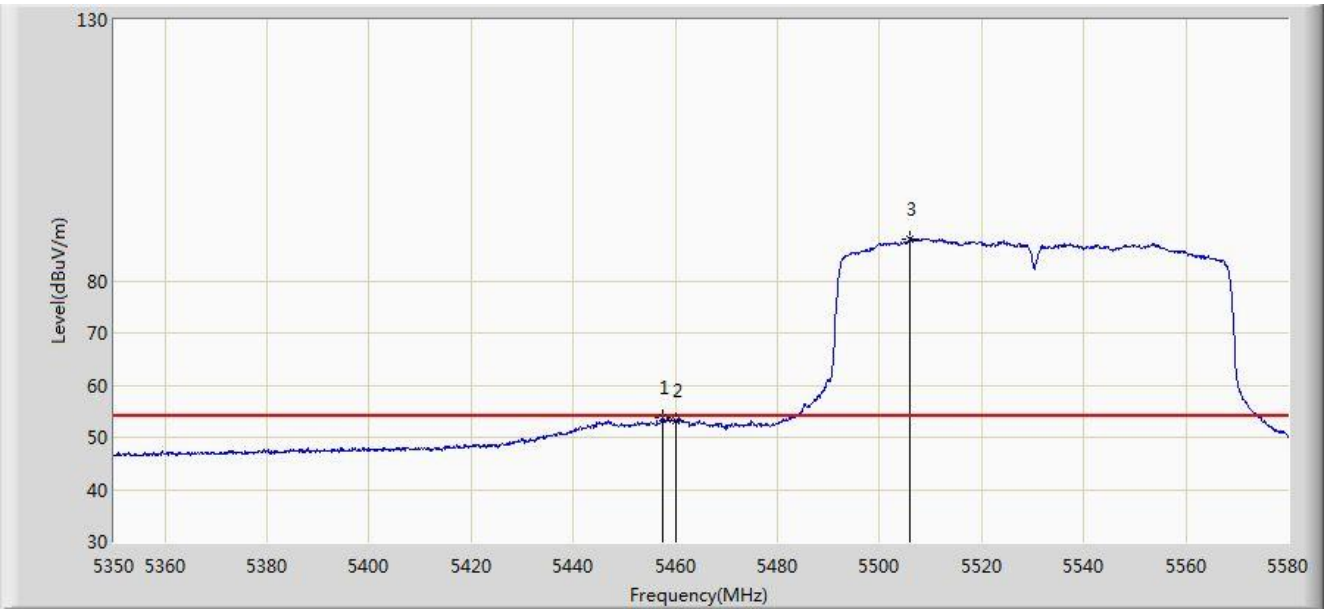

No	Flag	Mark	Frequency (MHz)	Measure Level (dBuV/m)	Reading Level (dBuV)	Over Limit (dB)	Limit (dBuV/m)	Factor (dB)	Type
1			5457.640	53.734	46.942	-0.266	54.000	6.792	AV
2			5460.000	53.104	46.302	-0.896	54.000	6.802	AV
3		*	5505.940	88.035	81.224	N/A	N/A	6.811	AV

Note: Measure Level (dBµV/m) = Reading Level (dBµV) + Factor (dB)

Factor (dB) = Cable Loss (dB) + Antenna Factor (dB/m) - Pre_Amplifier Gain (dB)

Site: AC1	Time: 2018/12/19 - 05:46
Limit: FCC_Part15.209_RE(3m) 68.2	Engineer: Max Wang
Probe: BBHA9120D_1-18GHz	Polarity: Horizontal
EUT: 2.4GHz/5GHz WiFi + Bluetooth Combination Module	Power: AC 120V/60Hz
Test Mode: Transmit by 802.11ac-VHT80 at Channel 5610MHz	

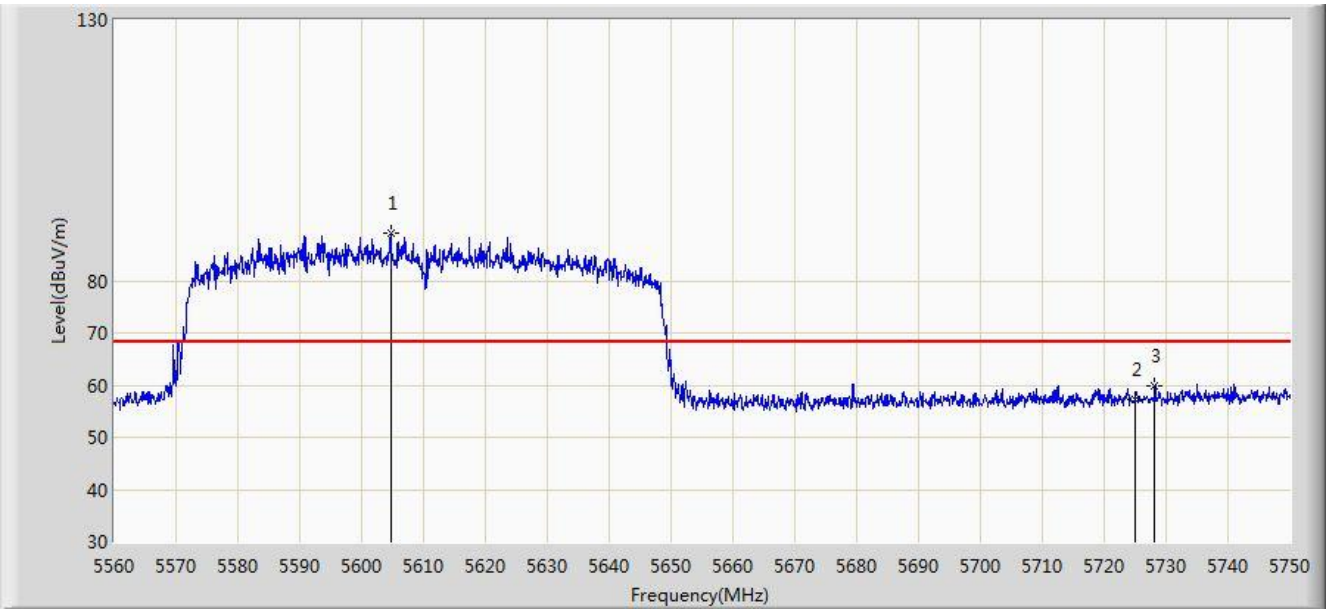

No	Flag	Mark	Frequency (MHz)	Measure Level (dBuV/m)	Reading Level (dBuV)	Over Limit (dB)	Limit (dBuV/m)	Factor (dB)	Type
1		*	5604.650	89.202	82.223	N/A	N/A	6.980	PK
2			5725.000	57.316	49.988	-10.884	68.200	7.328	PK
3			5728.150	59.922	52.579	-8.278	68.200	7.343	PK

Note: Measure Level (dBµV/m) = Reading Level (dBµV) + Factor (dB)

Factor (dB) = Cable Loss (dB) + Antenna Factor (dB/m) - Pre_Amplifier Gain (dB)

Site: AC1	Time: 2018/12/19 - 05:44
Limit: FCC_Part15.209_RE(3m) 68.2	Engineer: Max Wang
Probe: BBHA9120D_1-18GHz	Polarity: Vertical
EUT: 2.4GHz/5GHz WiFi + Bluetooth Combination Module	Power: AC 120V/60Hz
Test Mode: Transmit by 802.11ac-VHT80 at Channel 5610MHz	

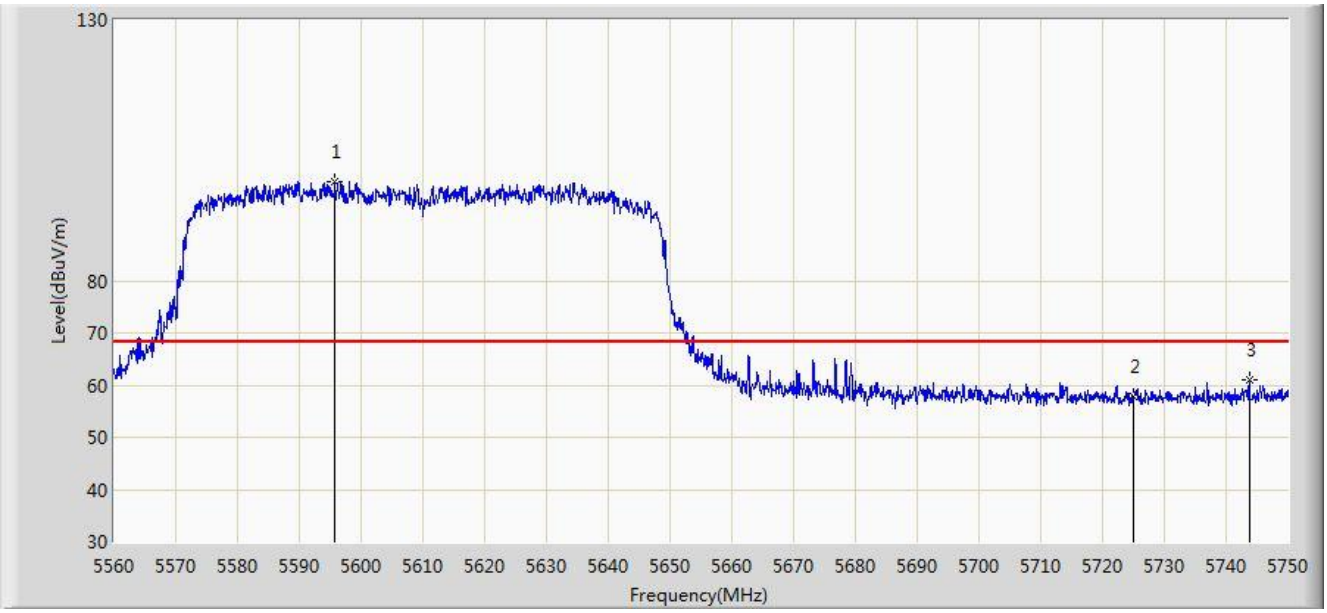

No	Flag	Mark	Frequency (MHz)	Measure Level (dBuV/m)	Reading Level (dBuV)	Over Limit (dB)	Limit (dBuV/m)	Factor (dB)	Type
1		*	5595.815	99.120	92.138	N/A	N/A	6.982	PK
2			5725.000	57.821	50.493	-10.379	68.200	7.328	PK
3			5743.730	61.132	53.728	-7.068	68.200	7.404	PK

Note: Measure Level (dBµV/m) = Reading Level (dBµV) + Factor (dB)

Factor (dB) = Cable Loss (dB) + Antenna Factor (dB/m) - Pre_Amplifier Gain (dB)

Site: AC1	Time: 2018/12/19 - 05:58
Limit: FCC_Part15.407_RE(3m)	Engineer: Max Wang
Probe: BBHA9120D_1-18GHz	Polarity: Horizontal
EUT: 2.4GHz/5GHz WiFi + Bluetooth Combination Module	Power: AC 120V/60Hz
Test Mode: Transmit by 802.11ac-VHT80 at Channel 5775MHz	

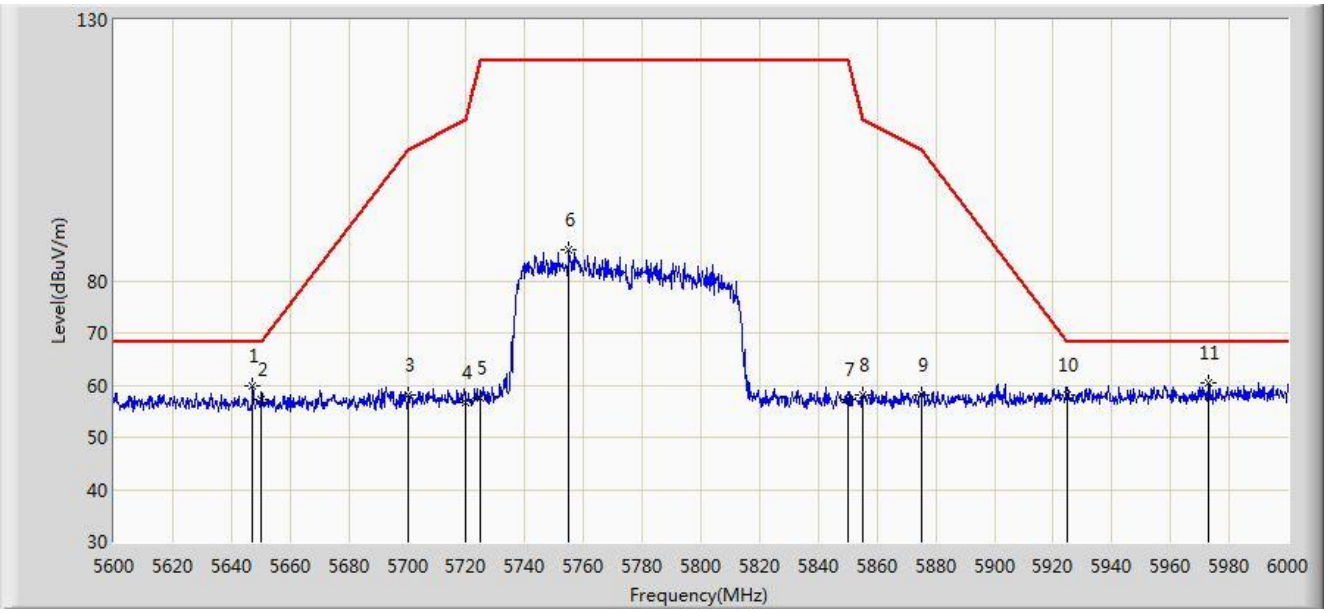

No	Flag	Mark	Frequency (MHz)	Measure Level (dBuV/m)	Reading Level (dBuV)	Over Limit (dB)	Limit (dBuV/m)	Factor (dB)	Type
1			5647.200	59.945	52.946	-8.255	68.200	6.999	PK
2			5650.000	57.373	50.368	-10.827	68.200	7.005	PK
3			5700.000	58.187	51.022	-47.013	105.200	7.165	PK
4			5720.000	56.743	49.444	-54.057	110.800	7.299	PK
5			5725.000	57.448	50.120	-64.752	122.200	7.328	PK
6			5755.000	85.983	78.571	N/A	N/A	7.413	PK
7			5850.000	57.272	49.499	-64.928	122.200	7.774	PK
8			5855.000	58.191	50.415	-52.609	110.800	7.775	PK
9			5875.000	58.025	50.207	-47.175	105.200	7.818	PK
10			5925.000	58.215	50.396	-9.985	68.200	7.819	PK
11		*	5973.000	60.460	52.583	-7.740	68.200	7.877	PK

Note: Measure Level (dBμV/m) = Reading Level (dBμV) + Factor (dB)

Factor (dB) = Cable Loss (dB) + Antenna Factor (dB/m) - Pre_Amplifier Gain (dB)

Site: AC1	Time: 2018/12/19 - 05:47
Limit: FCC_Part15.407_RE(3m)	Engineer: Max Wang
Probe: BBHA9120D_1-18GHz	Polarity: Vertical
EUT: 2.4GHz/5GHz WiFi + Bluetooth Combination Module	Power: AC 120V/60Hz
Test Mode: Transmit by 802.11ac-VHT80 at Channel 5775MHz	

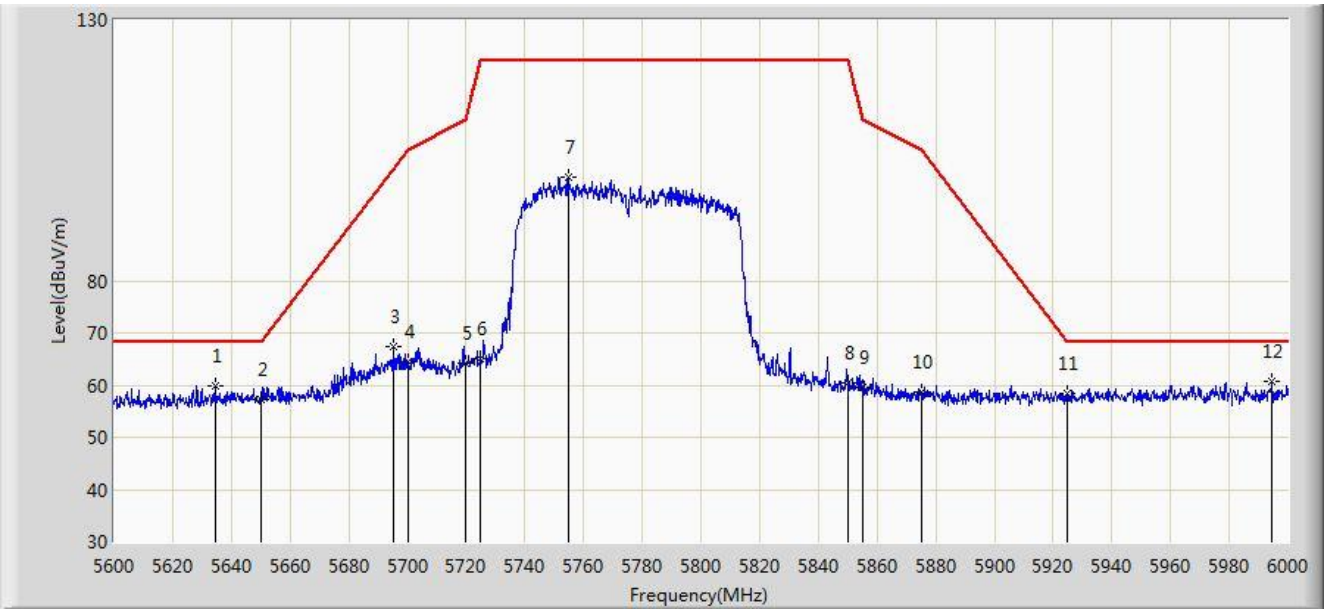

No	Flag	Mark	Frequency (MHz)	Measure Level (dBuV/m)	Reading Level (dBuV)	Over Limit (dB)	Limit (dBuV/m)	Factor (dB)	Type
1			5634.600	59.800	52.804	-8.400	68.200	6.997	PK
2			5650.000	57.298	50.293	-10.902	68.200	7.005	PK
3			5695.200	67.448	60.315	-34.214	101.662	7.134	PK
4			5700.000	64.523	57.358	-40.677	105.200	7.165	PK
5			5720.000	64.083	56.784	-46.717	110.800	7.299	PK
6			5725.000	64.968	57.640	-57.232	122.200	7.328	PK
7			5754.800	99.880	92.468	N/A	N/A	7.412	PK
8			5850.000	60.531	52.758	-61.669	122.200	7.774	PK
9			5855.000	59.498	51.722	-51.302	110.800	7.775	PK
10			5875.000	58.773	50.955	-46.427	105.200	7.818	PK
11			5925.000	58.351	50.532	-9.849	68.200	7.819	PK
12		*	5994.600	60.701	52.747	-7.499	68.200	7.955	PK

Note: Measure Level (dBμV/m) = Reading Level (dBμV) + Factor (dB)

Factor (dB) = Cable Loss (dB) + Antenna Factor (dB/m) - Pre_Amplifier Gain (dB)

7.10. AC Conducted Emissions Measurement

7.10.1.Test Limit

FCC Part 15.207 Limits		
Frequency (MHz)	QP (dBμV)	AV (dBμV)
0.15 - 0.50	66 - 56	56 - 46
0.50 - 5.0	56	46
5.0 - 30	60	50

Note 1: The lower limit shall apply at the transition frequencies.

Note 2: The limit decreases linearly with the logarithm of the frequency in the range 0.15MHzto 0.5MHz.

7.10.2.Test Procedure

The EUT was setup according to ANSI C63.4, 2014 and tested according to KDB 789033 for compliance to FCC 47CFR 15.247 requirements.The EUT was placed on a platform of nominal size, 1 m by 1.5 m, raised 80 cm above the conducting ground plane. The vertical conducting plane was located 40 cm to the rear of the EUT. All other surfaces of EUT were at least 80 cm from any other grounded conducting surface. The EUT and simulators are connected to the main power through a line impedance stabilization network (LISN). The LISN provides a 50 ohm /50uH coupling impedance for the measuring equipment. The peripheral devices are also connected to the main power through a LISN. (Please refer to the block diagram of the test setup and photographs)Each current-carrying conductor of the EUT power cord, except the ground (safety) conductor, was individually connected through a LISN to the input power source.

The excess length of the power cord between the EUT and the LISN receptacle were folded back and forth at the center of the lead to form a bundle not exceeding 40 cm in length.

Conducted emissions were investigated over the frequency range from 0.15MHzto 30MHzusing a receiver bandwidth of 9kHz.

7.10.3.Test Setup

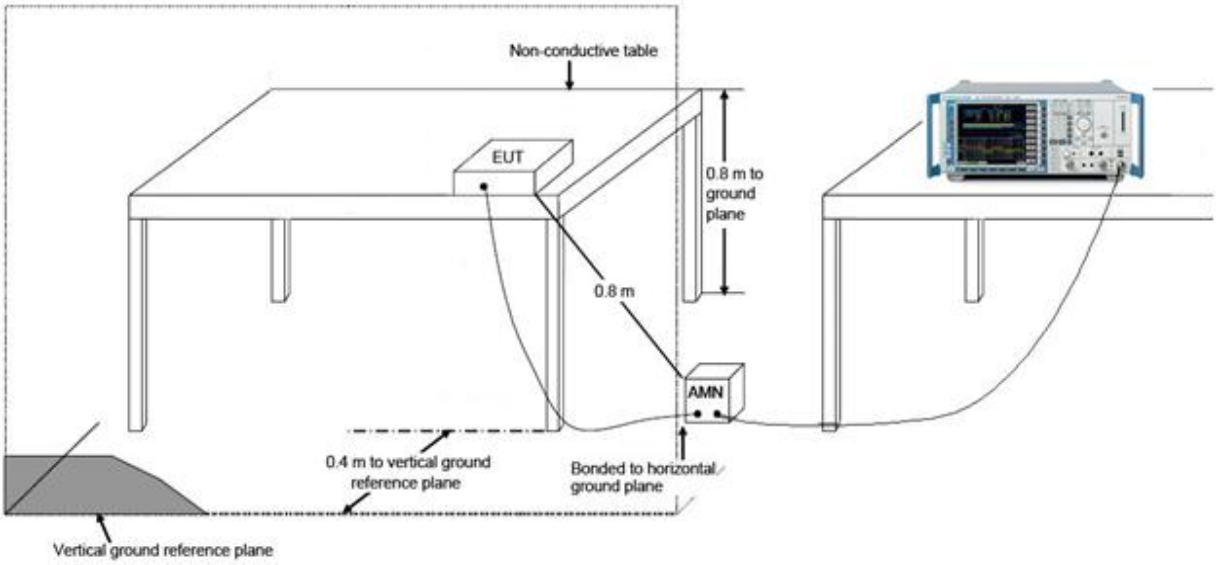

7.10.4.Test Result

Site: TR3	Time: 2018/12/26 - 17:17
Limit: FCC_Part15.207_CE_AC Power_Class B	Engineer: Bacon Dong
Probe: ENV216_101683_Filter On	Polarity: Line
EUT: 2.4GHz/5GHz WiFi + Bluetooth Combination Module	Power: AC 120V/60Hz
Worst Case Mode: Transmit by 802.11a at channel 5180MHz	

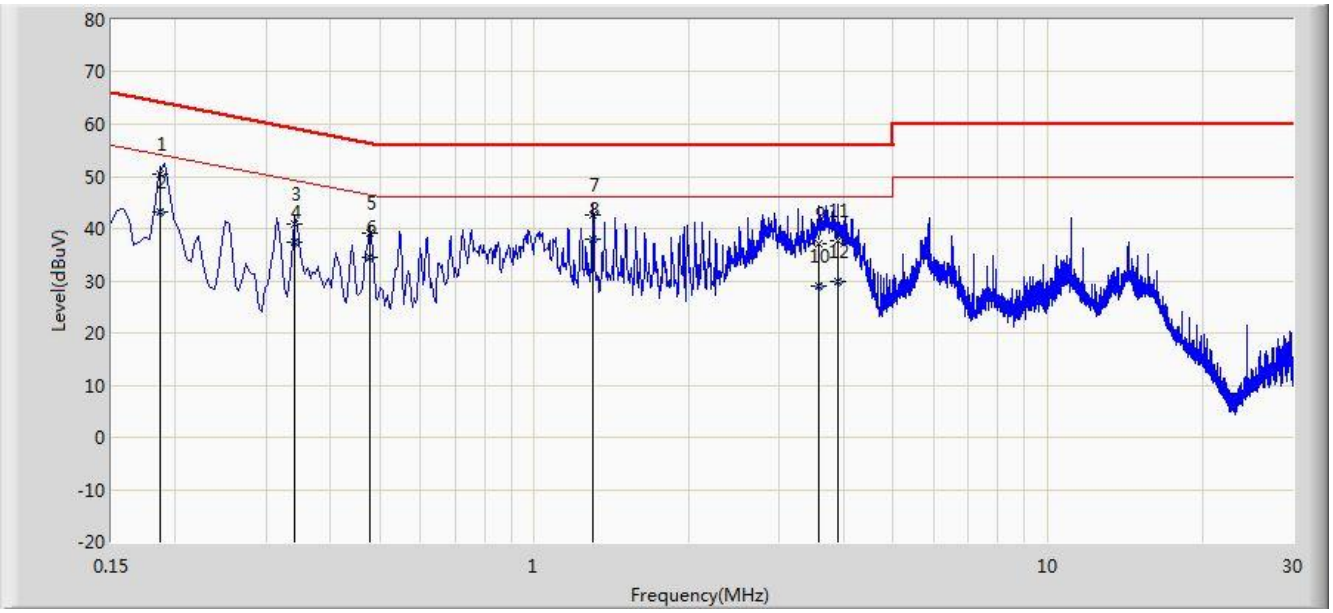

No	Flag	Mark	Frequency (MHz)	Measure Level (dBuV)	Reading Level (dBuV)	Over Limit (dB)	Limit (dBuV)	Factor (dB)	Type
1			0.187	50.397	40.361	-13.761	64.158	10.036	QP
2			0.187	43.179	33.144	-10.979	54.158	10.036	AV
3			0.342	40.910	30.872	-18.245	59.155	10.038	QP
4			0.342	37.460	27.422	-11.694	49.155	10.038	AV
5			0.478	39.056	28.907	-17.318	56.374	10.149	QP
6			0.478	34.622	24.474	-11.751	46.374	10.149	AV
7			1.302	42.570	32.673	-13.430	56.000	9.897	QP
8		*	1.302	37.827	27.930	-8.173	46.000	9.897	AV
9			3.586	37.065	27.150	-18.935	56.000	9.916	QP
10			3.586	28.989	19.073	-17.011	46.000	9.916	AV
11			3.906	37.674	27.716	-18.326	56.000	9.958	QP
12			3.906	29.911	19.953	-16.089	46.000	9.958	AV

Note: Measure Level (dBμV) = Reading Level (dBμV) + Factor (dB)

Factor (dB) = Cable Loss (dB) + LISN Factor (dB)

Site: TR3	Time: 2018/12/26 - 17:21
Limit: FCC_Part15.207_CE_AC Power_Class B	Engineer: Bacon Dong
Probe: ENV216_101683_Filter On	Polarity: Neutral
EUT: 2.4GHz/5GHz WiFi + Bluetooth Combination Module	Power: AC 120V/60Hz
Worst Case Mode: Transmit by 802.11a at channel 5180MHz	

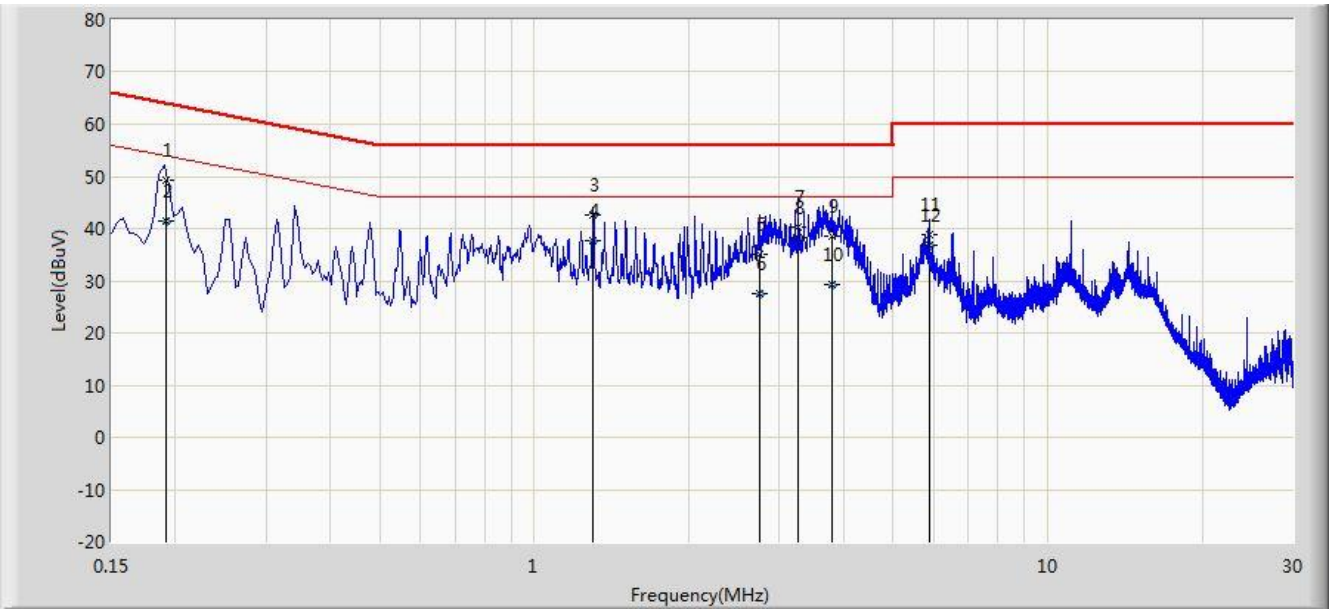

No	Flag	Mark	Frequency (MHz)	Measure Level (dBuV)	Reading Level (dBuV)	Over Limit (dB)	Limit (dBuV)	Factor (dB)	Type
1			0.192	49.226	39.202	-14.727	63.953	10.025	QP
2			0.192	41.554	31.529	-12.399	53.953	10.025	AV
3			1.302	42.498	32.600	-13.502	56.000	9.898	QP
4			1.302	37.713	27.815	-8.287	46.000	9.898	AV
5			2.738	35.152	25.299	-20.848	56.000	9.853	QP
6			2.738	27.433	17.580	-18.567	46.000	9.853	AV
7			3.262	40.279	30.391	-15.721	56.000	9.888	QP
8		*	3.262	38.187	28.300	-7.813	46.000	9.888	AV
9			3.802	38.508	28.543	-17.492	56.000	9.965	QP
10			3.802	29.143	19.178	-16.857	46.000	9.965	AV
11			5.866	38.827	28.717	-21.173	60.000	10.109	QP
12			5.866	36.823	26.713	-13.177	50.000	10.109	AV

Note: Measure Level (dBμV) = Reading Level (dBμV) + Factor (dB)

Factor (dB) = Cable Loss (dB) + LISN Factor (dB)

8. CONCLUSION

The data collected relate only the item(s) tested and show that the **2.4GHz/5GHz WiFi + Bluetooth Combination Module** is in compliance with Part 15E of the FCC Rules.

The End

Appendix A - Test Setup Photograph

Refer to “1812RSU007-UT” file.

Appendix B - EUT Photograph

Refer to “1812RSU007-UE” file.