TEST REPORT

Equipment Under Test	: M340 / M130B / M347
Model No.	: HW76
FCC ID	: TKH-M340M130BM347
Applicant	: Vitelcom Mobile Technology S.A.
Address of Applicant	: Parque Tecnológico de Andalucia Avda. Juan Peñalver, 7, Malaga Spain
Date of Receipt	: 2006.04.05
Date of Test(s)	: 2006.04.07-2006.06.01
Date of Issue	: 2006.06.23

Standards:

FCC OET Bulletin 65 supplement C,
ANSI / IEEE C95.1 , C95.3, IEEE 1528

In the configuration tested, the EUT complied with the standards specified above.

Remarks:

This report details the results of the testing carried out on one sample, the results contained in this test report do not relate to other samples of the same product. The manufacturer should ensure that all products in series production are in conformity with the product sample detailed in this report.

This report may only be reproduced and distributed in full. If the product in this report is used in any configuration other than that detailed in the report, the manufacturer must ensure the new system complies with all relevant standards. Any mention of SGS Taiwan E&E Services or testing done by SGS Taiwan E&E Services in connection with distribution or use of the product described in this report must be approved by SGS Taiwan E&E Services in writing.

Tested by : **Leo Hsu** Leo Hsu **Date** : **2006.06.23**

Approved by : **Robert Chang** Robert Chang **Date** : **2006.06.23**

This document is issued by the Company subject to its General Conditions of Service which is available on request or accessible at www.sgs.com. Attention is drawn to the limitations of liability, indemnification and jurisdictional issues defined therein. Unless otherwise stated, the results shown in this test report refer only to the sample(s) tested. This document cannot be reproduced except in full, without prior approval of the Company. Any unauthorized alteration, forgery or falsification of the content or appearance of this report is unlawful and offenders may be prosecuted to the fullest extent of the law. 此報告是遵循本公司訂定之通用服務條款所製作發放，相關服務條款備索，或可在 www.sgs.com 中查閱，本公司之義務、免責、管轄權皆明確規範其中。除非另有說明，此報告結果僅對檢驗之樣品負責。本報告未經本公司書面許可，不可部份複製。對本報告內容或外觀之任何未經授權之變更、偽造、竄改皆屬非法，違犯者將會被依法追訴。

Contents

1. General Information
1.1 Testing Laboratory 4
1.2 Details of Applicant 4
1.3 Description of EUT 4
1.4 Test Environment 5
1.5 Operation description 5
1.6 The SAR Measurement System 5
1.7 System Components 7
1.8 SAR System Verification 8
1.9 Tissue Simulant Fluid for the Frequency Band 9
1.10 Test Standards and Limits 10
2. Summary of Results 13
3. Instruments List 15
4. Measurements 16

GSM 850MHz
4.1.1 Right-head, cheek, lowest channel 16
4.1.2 Right-head, cheek, middle channel 17
4.1.3 Right-head, cheek, highest channel 18
4.1.4 Left-head, cheek, lowest channel 19
4.1.5 Left-head, cheek, middle channel 20
4.1.6 Left-head, cheek, highest channel 21
4.1.7 Right-head, tilt 15°, lowest channel 22
4.1.8 Right-head, tilt 15°, middle channel 23
4.1.9 Right-head, tilt 15°, highest channel 24
4.1.10 Left-head, tilt 15°, lowest channel 25
4.1.11 Left-head, tilt 15°, middle channel 26
4.1.12 Left-head, tilt 15°, highest channel 27
4.1.13 Body (GPRS Mode), lowest channel 28
4.1.14 Body (GPRS Mode), middle channel 29
4.1.15 Body (GPRS Mode), highest channel 30

PCS 1900MHz
4.2.1 Right-head, cheek, lowest channel 31
4.2.2 Right-head, cheek, middle channel 32
4.2.3 Right-head, cheek, highest channel 33
4.2.4 Left-head, cheek, lowest channel 34
4.2.5 Left-head, cheek, middle channel 35
4.2.6 Left-head, cheek, highest channel 36
4.2.7 Right-head, tilt 15°, lowest channel 37
4.2.8 Right-head, tilt 15°, middle channel 38
4.2.9 Right-head, tilt 15°, highest channel 39
4.2.10 Left-head, tilt 15°, lowest channel 40

This document is issued by the Company subject to its General Conditions of Service which is available on request or accessible at www.sgs.com. Attention is drawn to the limitations of liability, indemnification and jurisdictional issues defined therein. Unless otherwise stated, the results shown in this test report refer only to the sample(s) tested. This document cannot be reproduced except in full, without prior approval of the Company. Any unauthorized alteration, forgery or falsification of the content or appearance of this report is unlawful and offenders may be prosecuted to the fullest extent of the law. 此報告是遵循本公司訂定之通用服務條款所製作發放，相關服務條款備索，或可在 www.sgs.com 中查閱，本公司之義務、免責、管轄權皆明確規範其中。除非另有說明，此報告結果僅對檢驗之樣品負責。本報告未經本公司書面許可，不可部份複製。對本報告內容或外觀之任何未經授權之變更、偽造、竄改皆屬非法，違犯者將會被依法追訴。

4.2.11 Left-head, tilt 15°, middle channel 41
4.2.12 Left-head, tilt 15°, highest channel 42
4.2.13 Body (testing in GPRS Mode), lowest channel 43
4.2.14 Body (testing in GPRS Mode), middle channel 44
4.2.15 Body (testing in GPRS Mode), highest channel 45
System Verification
4.3.1 GSM 900MHz Head 46
4.3.2 GSM 900MHz Muscle 47
4.3.3 PCS 1900MHz Head 48
4.3.4 PCS 1900MHz Muscle 49

This document is issued by the Company subject to its General Conditions of Service which is available on request or accessible at www.sgs.com. Attention is drawn to the limitations of liability, indemnification and jurisdictional issues defined therein. Unless otherwise stated, the results shown in this test report refer only to the sample(s) tested. This document cannot be reproduced except in full, without prior approval of the Company. Any unauthorized alteration, forgery or falsification of the content or appearance of this report is unlawful and offenders may be prosecuted to the fullest extent of the law. 此報告是遵循本公司訂定之通用服務條款所製作發放，相關服務條款備索，或可在 www.sgs.com 中查閱，本公司之義務、免責、管轄權皆明確規範其中。除非另有說明，此報告結果僅對檢驗之樣品負責。本報告未經本公司書面許可，不可部份複製。對本報告內容或外觀之任何未經授權之變更、偽造、竄改皆屬非法，違犯者將會被依法追訴。

1. General Information

1.1 Testing Laboratory

SGS Taiwan Ltd.
134, Wu Kung Road, Wuku industrial zone
Taipei county, Taiwan, R.O.C.
Telephone : +886-2-2299-3279
Fax : +886-2-2298-0488
Internet : http://www.sgs.com.tw

1.2 Details of Applicant

Name : Vitelcom Mobile Technology S.A.
Address :Parque Tecnológico de Andalucia
Avda. Juan Peñalver, 7
City :Campanillas (Malaga)
Country : SPAIN
Telephone :+34 952 02 86 86
Fax :+34 952 367 590
Contact Person :Jose Luis Cordoba
E-mail :jlcordoba@vitelcom.es

1.3 Description of EUT(s)

EUT Name	M340 / M130B / M347	
IMEI	356076008753642	
FCC ID	TKH-M340M130BM347	
Mode of Operation	Mobile phones GSM quad band bar type, option FM radio and/or Bluetooth	
Duty Cycle	GSM	GPRS
	1/8	1/4
Modulation Mode	GMSK	
Maximum RF Conducted Power	GSM 850	PCS 1900
	33 dBm	30 dBm
TX Frequency range	GSM 850	PCS 1900

This document is issued by the Company subject to its General Conditions of Service which is available on request or accessible at www.sgs.com. Attention is drawn to the limitations of liability, indemnification and jurisdictional issues defined therein. Unless otherwise stated, the results shown in this test report refer only to the sample(s) tested. This document cannot be reproduced except in full, without prior approval of the Company. Any unauthorized alteration, forgery or falsification of the content or appearance of this report is unlawful and offenders may be prosecuted to the fullest extent of the law. 此報告是遵循本公司訂定之通用服務條款所製作發放，相關服務條款備索，或可在 www.sgs.com 中查閱，本公司之義務、免責、管轄權皆明確規範其中。除非另有說明，此報告結果僅對檢驗之樣品負責。本報告未經本公司書面許可，不可部份複製。對本報告內容或外觀之任何未經授權之變更、偽造、竄改皆屬非法，違犯者將會被依法追訴。

	824.2-848.8 MHz	1850.2-1909.8MHz
Channel Number (AFRFCN)	GSM 850	PCS 1900
	128-251	512-810
Battery Type	3.6v Lithium-Ion	
Antenna Type	PIFA	
Antenna Gain (Peak)	GSM850	PCS 1900
	0 dBi	
Exposure environment	Uncontrolled exposure	
HW Version	D	
SW Version	8322861x or 851089xx	
Max. SAR Measured (1 g)	1.48W/kg (At GSM 850 Body 251 Channel)	

1.4 Test Environment

Ambient temperature : 22.2° C

Tissue Simulating Liquid : 21.7° C

Relative Humidity : 62 %

1.5 Operation description

The EUT was controlled by using a Universal Radio Communication Tester (CMU 200), and the communication between the EUT and the tester was established by air link. Measurements were performed respectively on the lowest, middle and highest channels of the operating band. The phone was set to maximum power level during all tests, and at the beginning of each test the battery was fully charged.
During the SAR testing, the DASY4 system checks power drift by comparing the e-field strength of one specific location measured at the beginning with that measured at the end of the SAR testing.
Moreover, since the EUT supports Bluetooth function, the Bluetooth transmitter has to always keep on and use Bluetooth headset to speak to each channel to measure SAR values in the worst case condition.

1.6 The SAR Measurement System

This document is issued by the Company subject to its General Conditions of Service which is available on request or accessible at www.sgs.com. Attention is drawn to the limitations of liability, indemnification and jurisdictional issues defined therein. Unless otherwise stated, the results shown in this test report refer only to the sample(s) tested. This document cannot be reproduced except in full, without prior approval of the Company. Any unauthorized alteration, forgery or falsification of the content or appearance of this report is unlawful and offenders may be prosecuted to the fullest extent of the law. 此報告是遵循本公司訂定之通用服務條款所製作發放，相關服務條款備索，或可在 www.sgs.com 中查閱，本公司之義務、免責、管轄權皆明確規範其中。除非另有說明，此報告結果僅對檢驗之樣品負責。本報告未經本公司書面許可，不可部份複製。對本報告內容或外觀之任何未經授權之變更、偽造、竄改皆屬非法，違犯者將會被依法追訴。

A photograph of the SAR measurement System is given in Fig. a. This SAR Measurement System uses a Computer-controlled 3-D stepper motor system (Speag Dasy 4 professional system). A Model ET3DV6 1759-field probe is used to determine the internal electric fields. The SAR can be obtained from the equation SAR= σ ($|Ei|^2$)/ ρ where σ and ρ are the conductivity and mass density of the tissue-simulant.

The DASY4 system for performing compliance tests consists of the following items:

- A standard high precision 6-axis robot (Stabile RX family) with controller, teach pendant and software. An arm extension is for accommodating the data acquisition electronics (DAE).
- A dosimetric probe, i.e., an isotropic E-field probe optimized and calibrated for usage in tissue simulating liquid. The probe is equipped with an optical surface detector system.
- A data acquisition electronics (DAE) which performs the signal amplification, signal multiplexing, AD-conversion, offset measurements, mechanical surface detection, collision detection, etc. The unit is battery powered with standard or rechargeable batteries. The signal is optically transmitted to the EOC.

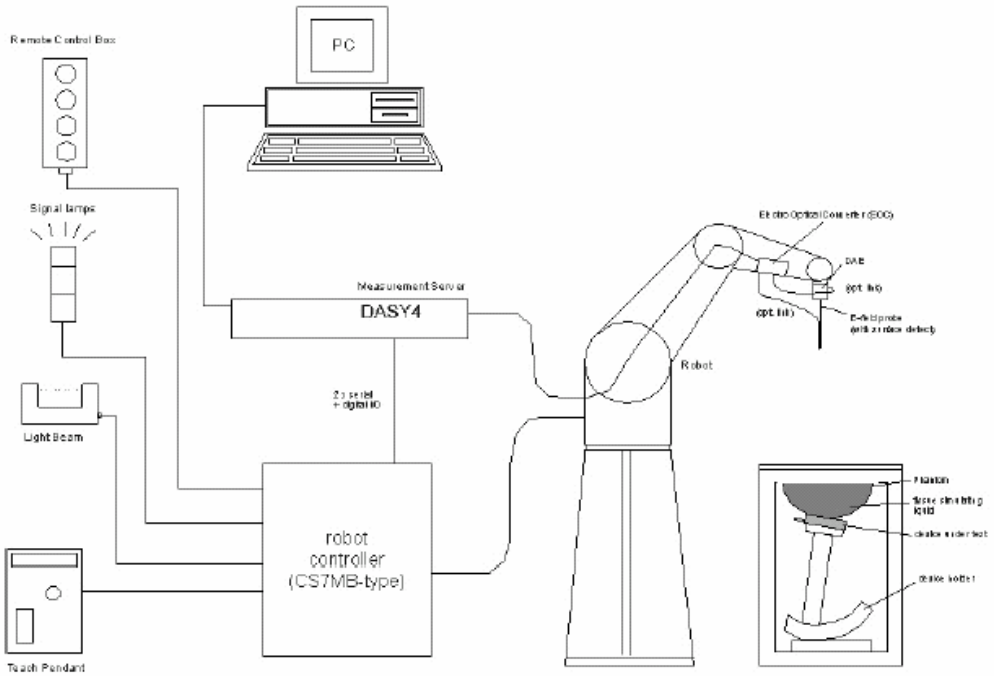

Fig. a The microwave circuit arrangement used for SAR system verification

- The Electro-optical converter (EOC) performs the conversion between optical and electrical of the signals for the digital communication to the DAE and for the analog signal from the optical surface detection. The EOC is connected to the measurement

This document is issued by the Company subject to its General Conditions of Service which is available on request or accessible at www.sgs.com. Attention is drawn to the limitations of liability, indemnification and jurisdictional issues defined therein. Unless otherwise stated, the results shown in this test report refer only to the sample(s) tested. This document cannot be reproduced except in full, without prior approval of the Company. Any unauthorized alteration, forgery or falsification of the content or appearance of this report is unlawful and offenders may be prosecuted to the fullest extent of the law. 此報告是遵循本公司訂定之通用服務條款所製作發放，相關服務條款備索，或可在 www.sgs.com 中查閱，本公司之義務、免責、管轄權皆明確規範其中。除非另有說明，此報告結果僅對檢驗之樣品負責。本報告未經本公司書面許可，不可部份複製。對本報告內容或外觀之任何未經授權之變更、偽造、竄改皆屬非法，違犯者將會被依法追訴。

server.

- The function of the measurement server is to perform the time critical tasks such as signal filtering, control of the robot operation and fast movement interrupts.
- A probe alignment unit which improves the (absolute) accuracy of the probe positioning.
  - A computer operating Windows 2000 or Windows XP.
  - DASY4 software.
- Remote control with teach pendant and additional circuitry for robot safety such as warning lamps, etc.
  - The SAM twin phantom enabling testing left-hand and right-hand usage.
  - The device holder for handheld mobile phones.
  - Tissue simulating liquid mixed according to the given recipes.
  - Validation dipole kits allowing to validate the proper functioning of the system.

1.7 System Components

ET3DV6 E-Field Probe



ET3DV6 E-Field Probe

Construction:	Symmetrical design with triangular core Built-in shielding against static charges PEEK enclosure material (resistant to organic solvents, e.g. glycol)
Calibration:	In air from 10 MHz to 2.5 GHz In brain simulating tissue at frequencies of 850&1900 MHz (accuracy ± 8%)
Frequency:	10 MHz to 6 GHz; Linearity: ±0.2 dB (30 MHz to 3 GHz)
Directivity:	±0.2 dB in brain tissue (rotation around probe axis) ±0.4 dB in brain tissue (rotation normal to probe axis)
Dynamic Range:	5 μW/g to 100 mW/g; Linearity: ±0.2 dB
Surface. Detect:	±0.2 mm repeatability in air and clear liquids over diffuse reflecting surfaces
Dimensions:	Overall length: 330 mm Tip length: 16 mm Body diameter: 12 mm Tip diameter: 6.8 mm

This document is issued by the Company subject to its General Conditions of Service which is available on request or accessible at www.sgs.com. Attention is drawn to the limitations of liability, indemnification and jurisdictional issues defined therein. Unless otherwise stated, the results shown in this test report refer only to the sample(s) tested. This document cannot be reproduced except in full, without prior approval of the Company. Any unauthorized alteration, forgery or falsification of the content or appearance of this report is unlawful and offenders may be prosecuted to the fullest extent of the law. 此報告是遵循本公司訂定之通用服務條款所製作發放，相關服務條款備索，或可在 www.sgs.com 中查閱，本公司之義務、免責、管轄權皆明確規範其中。除非另有說明，此報告結果僅對檢驗之樣品負責。本報告未經本公司書面許可，不可部份複製。對本報告內容或外觀之任何未經授權之變更、偽造、竄改皆屬非法，違犯者將會被依法追訴。

Distance from probe tip to dipole centers: 2.7 mm

Application: General dosimetry up to 3 GHz
Compliance tests of mobile phone

SAM PHANTOM V4.0C

Construction: The shell corresponds to the specifications of the Specific Anthropomorphic Mannequin (SAM) phantom defined in IEEE 1528-200X, CENELEC 50361 and IEC 62209.
It enables the dosimetric evaluation of left and right hand phone usage as well as body mounted usage at the flat phantom region. A cover prevents evaporation of the liquid. Reference markings on the phantom allow the complete setup of all predefined phantom positions and measurement grids by manually teaching three points with the robot.

Shell Thickness: 2 ± 0.2 mm
Filling Volume: Approx. 25 liters
Dimensions: Height: 251 mm;
Length: 1000 mm;
Width: 500 mm

DEVICE HOLDER

Construction In combination with the Twin SAM Phantom V4.0/V4.0C or Twin SAM, the Mounting Device (made from POM) enables the rotation of the mounted transmitter in spherical coordinates, whereby the rotation point is the ear opening. The devices can be easily and accurately positioned according to IEC, IEEE, CENELEC, FCC or other specifications. The device holder can be locked at different phantom locations (left head, right head, flat phantom).

Device Holder

1.8 SAR System Verification

This document is issued by the Company subject to its General Conditions of Service which is available on request or accessible at www.sgs.com. Attention is drawn to the limitations of liability, indemnification and jurisdictional issues defined therein. Unless otherwise stated, the results shown in this test report refer only to the sample(s) tested. This document cannot be reproduced except in full, without prior approval of the Company. Any unauthorized alteration, forgery or falsification of the content or appearance of this report is unlawful and offenders may be prosecuted to the fullest extent of the law. 此報告是遵循本公司訂定之通用服務條款所製作發放，相關服務條款備索，或可在 www.sgs.com 中查閱，本公司之義務、免責、管轄權皆明確規範其中。除非另有說明，此報告結果僅對檢驗之樣品負責。本報告未經本公司書面許可，不可部份複製。對本報告內容或外觀之任何未經授權之變更、偽造、竄改皆屬非法，違犯者將會被依法追訴。

The microwave circuit arrangement for system verification is sketched in Fig. b. The daily system accuracy verification occurs within the flat section of the SAM phantom. A SAR measurement was performed to see if the measured SAR was within +/- 10% from the target SAR values. These tests were done at 850&1900 MHz. The tests were conducted on the same days as the measurement of the DUT. The obtained results from the system accuracy verification are displayed in the table 1 (SAR values are normalized to 1W forward power delivered to the dipole). During the tests, the ambient temperature of the laboratory was in the range 22.2°C, the relative humidity was in the range 62% and the liquid depth above the ear reference points was above 15 cm in all the cases. It is seen that the system is operating within its specification, as the results are within acceptable tolerance of the reference values.

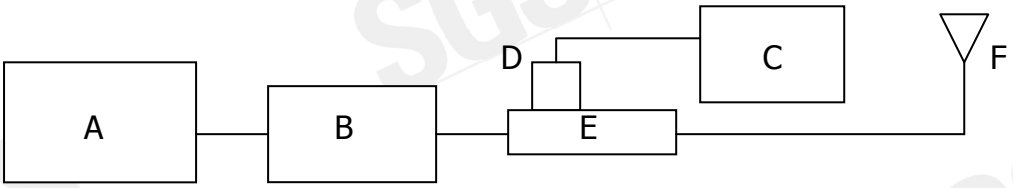

Fig.b The microwave circuit arrangement used for SAR system verification

A. Agilent Model 8648D Signal Generator
B. Mini circuits Model ZHL-42 Amplifier
C. Agilent Model E4416A Power Meter
D. Agilent Model 8481H Power Sensor
E. Agilent Model 778D and 777D Dual directional coupling
F. Reference dipole antenna



Photograph of the dipole Antenna

Validation Kit	Frequency	Target SAR 1g (250mW)	Target SAR 10g (250mW)	Measured SAR 1g	Measured SAR 10g	Measured date
DT3DV6 S/N :1759	900 MHz (Head)	2.7 m W/g	1.74 m W/g	2.75m W/g	1.78m W/g	2006/04/07
	900 MHz (Body)	2.78 m W/g	1.81 m W/g	2.68m W/g	1.75m W/g	2006/06/01
	1900 MHz (Head)	9.64 m W/g	5.07 m W/g	9.93 m W/g	5.20 m W/g	2006/04/12
	1900 MHz (Body)	9.92 m W/g	5.28 m W/g	10.4 m W/g	5.39 m W/g	2006/06/01

Table 1. Results system validation

This document is issued by the Company subject to its General Conditions of Service which is available on request or accessible at www.sgs.com. Attention is drawn to the limitations of liability, indemnification and jurisdictional issues defined therein. Unless otherwise stated, the results shown in this test report refer only to the sample(s) tested. This document cannot be reproduced except in full, without prior approval of the Company. Any unauthorized alteration, forgery or falsification of the content or appearance of this report is unlawful and offenders may be prosecuted to the fullest extent of the law. 此報告是遵循本公司訂定之通用服務條款所製作發放，相關服務條款備索，或可在 www.sgs.com 中查閱，本公司之義務、免責、管轄權皆明確規範其中。除非另有說明，此報告結果僅對檢驗之樣品負責。本報告未經本公司書面許可，不可部份複製。對本報告內容或外觀之任何未經授權之變更、偽造、竄改皆屬非法，違犯者將會被依法追訴。

1.9 Tissue Simulant Fluid for the Frequency Band

The dielectric properties for this body-simulant fluid were measured by using the HP Model 85070D Dielectric Probe (rates frequence band 200 MHz to 20 GHz) in conjuncation with HP 8753D Network Analyzer (30 KHz - 6000 MHz) by using a procedure detailed in Section V.
All dielectric parameters of tissue simulates were measured within 24 hours of SAR measurement. The depth of the tissue simulant in the ear reference point of the phantom was 15cm±5mm during all tests. (Appendix Page2 Fig .2)

F (MHz)	Tissue type	Limits/ Measured	Dielectric Parameters		
			ρ	σ (S/m)	Simulated Tissue Temp(° C)
850	Head	Measured, 2006.04.07	41	0.938	21.7
		Recommended Limits	39.4-43.6	0.86-1.02	20-24
	Body	Measured, 2006.06.01	54.1	1.02	22.1
		Recommended Limits	52.3-58	0.92-1.1	20-24
1900	Head	Measured, 2006.04.12	39.5	1.44	21.8
		Recommended Limits	38-42	1.305-1.595	20-24
	Body	Measured, 2006.06.01	53.2	1.56	22.0
		Recommended Limits	50.6-56	1.44-1.6	20-24

Table 2. Dielectric Parameters of Tissue Simulant Fluid

The composition of the brain tissue simulating liquid for 900 & 1900 MHz is:

Ingredient	900MHz(Head)	900MHz(Body)	1900MHz(Head)	1900MHz(Body)
BDGMBE	X	X	444.52 g	300.67
Water	532.98 g	632.68	552.42 g	716.56
Salt	18.3 g	11.72	3.06 g	4.0
Preventol D-7	2.4 g	1.2	X	X
Cellulose	3.2 g	X	X	X
Sugar	766.0 g	600 g	X	X
Total amount	1 L (1.0kg)	1 L (1.0kg)	1 L (1.0kg)	1 L (1.0kg)

Table 3. Recipes for tissue simulating liquid

1.10 Test Standards and Limits

According to FCC 47CFR §2.1093(d) The limits to be used for evaluation are based generally on criteria published by the American National Standards Institute (ANSI) for localized specific absorption rate ("SAR") in Section 4.2 of "IEEE Standard for Safety

This document is issued by the Company subject to its General Conditions of Service which is available on request or accessible at www.sgs.com. Attention is drawn to the limitations of liability, indemnification and jurisdictional issues defined therein. Unless otherwise stated, the results shown in this test report refer only to the sample(s) tested. This document cannot be reproduced except in full, without prior approval of the Company. Any unauthorized alteration, forgery or falsification of the content or appearance of this report is unlawful and offenders may be prosecuted to the fullest extent of the law. 此報告是遵循本公司訂定之通用服務條款所製作發放，相關服務條款備索，或可在 www.sgs.com 中查閱，本公司之義務、免責、管轄權皆明確規範其中。除非另有說明，此報告結果僅對檢驗之樣品負責。本報告未經本公司書面許可，不可部份複製。對本報告內容或外觀之任何未經授權之變更、偽造、竄改皆屬非法，違犯者將會被依法追訴。

Levels with Respect to Human Exposure to Radio Frequency Electromagnetic Fields, 3 kHz to 300 GHz," ANSI/IEEE C95.1–1992, Copyright 1992 by the Institute of Electrical and Electronics Engineers, Inc., New York, New York 10017. These criteria for SAR evaluation are similar to those recommended by the National Council on Radiation Protection and Measurements (NCRP) in "Biological Effects and Exposure Criteria for Radio frequency Electromagnetic Fields," NCRP Report No. 86, Section 17.4.5. Copyright NCRP, 1986, Bethesda, Maryland 20814. SAR is a measure of the rate of energy absorption due to exposure to an RF transmitting source. SAR values have been related to threshold levels for potential biological hazards. The criteria to be used are specified in paragraphs (d)(1) and (d)(2) of this section and shall apply for portable devices transmitting in the frequency range from 100 kHz to 6 GHz. Portable devices that transmit at frequencies above 6 GHz are to be evaluated in terms of the MPE limits specified in § 1.1310 of this chapter. Measurements and calculations to demonstrate compliance with MPE field strength or power density limits for devices operating above 6 GHz should be made at a minimum distance of 5 cm from the radiating source.

(1) Limits for Occupational/Controlled exposure: 0.4 W/kg as averaged over the whole-body and spatial peak SAR not exceeding 8 W/kg as averaged over any 1 gram of tissue (defined as a tissue volume in the shape of a cube). Exceptions are the hands, wrists, feet and ankles where the spatial peak SAR shall not exceed 20 W/kg, as averaged over an 10 grams of tissue (defined as a tissue volume in the shape of a cube). Occupational/Controlled limits apply when persons are exposed as a consequence of their employment provided these persons are fully aware of and exercise control over their exposure. Awareness of exposure can be accomplished by use of warning labels or by specific training or education through appropriate means, such as an RF safety program in a work environment.

(2) Limits for General Population/Uncontrolled exposure: 0.08 W/kg as averaged over the whole-body and spatial peak SAR not exceeding 1.6 W/kg as averaged over any 1 gram of tissue (defined as a tissue volume in the shape of a cube). Exceptions are the hands, wrists, feet and ankles where the spatial peak SAR shall not exceed 4 W/kg, as averaged over any 10 grams of tissue (defined as a tissue volume in the shape of a cube). General Population/Uncontrolled limits apply when the general public may be exposed, or when persons that are exposed as a consequence of their employment may not be fully aware of the potential for exposure or do not exercise control over their exposure. Warning labels placed on consumer devices such as cellular telephones will not be sufficient reason to allow these devices to be evaluated subject to limits for occupational/controlled exposure in paragraph (d)(1) of this section.(Table .4)

This document is issued by the Company subject to its General Conditions of Service which is available on request or accessible at www.sgs.com. Attention is drawn to the limitations of liability, indemnification and jurisdictional issues defined therein. Unless otherwise stated, the results shown in this test report refer only to the sample(s) tested. This document cannot be reproduced except in full, without prior approval of the Company. Any unauthorized alteration, forgery or falsification of the content or appearance of this report is unlawful and offenders may be prosecuted to the fullest extent of the law. 此報告是遵循本公司訂定之通用服務條款所製作發放，相關服務條款備索，或可在 www.sgs.com 中查閱，本公司之義務、免責、管轄權皆明確規範其中。除非另有說明，此報告結果僅對檢驗之樣品負責。本報告未經本公司書面許可，不可部份複製。對本報告內容或外觀之任何未經授權之變更、偽造、竄改皆屬非法，違犯者將會被依法追訴。

Human Exposure	Uncontrolled Environment General Population	Controlled Environment Occupational
Spatial Peak SAR (Brain)	1.60 m W/g	8.00 m W/g
Spatial Average SAR (Whole Body)	0.08 m W/g	0.40 m W/g
Spatial Peak SAR (Hands/Feet/Ankle/Wrist)	4.00 m W/g	20.00 m W/g

Table .4 RF exposure limits

Notes:

1. Uncontrolled environments are defined as locations where there is potential exposure of individuals who have no knowledge or control of their potential exposure.
2. Controlled environments are defined as locations where there is potential exposure of individuals who have knowledge of their potential exposure and can exercise control over their exposure.

This document is issued by the Company subject to its General Conditions of Service which is available on request or accessible at www.sgs.com. Attention is drawn to the limitations of liability, indemnification and jurisdictional issues defined therein. Unless otherwise stated, the results shown in this test report refer only to the sample(s) tested. This document cannot be reproduced except in full, without prior approval of the Company. Any unauthorized alteration, forgery or falsification of the content or appearance of this report is unlawful and offenders may be prosecuted to the fullest extent of the law. 此報告是遵循本公司訂定之通用服務條款所製作發放，相關服務條款備索，或可在 www.sgs.com 中查閱，本公司之義務、免責、管轄權皆明確規範其中。除非另有說明，此報告結果僅對檢驗之樣品負責。本報告未經本公司書面許可，不可部份複製。對本報告內容或外觀之任何未經授權之變更、偽造、竄改皆屬非法，違犯者將會被依法追訴。

2.Summary of Results

GSM 850 MHZ

Right Head (Cheek Position)						
Frequency	Channel	MHz	Conducted Output Power(Peak)	Measured(W/kg) 1g/10g	Amb. Temp[˚C]	Liquid Temp[˚C]
850 MHz	128	824.2	33dbm	0.487/0.335	22	21.7
	190	836.6	33dbm	0.492/0.337	22	21.7
	251	848.8	33dbm	0.533/0.365	22	21.7
Left Head (Cheek Position)						
Frequency	Channel	MHz	Conducted Output Power(Peak)	Measured(W/kg) 1g/10g	Amb. Temp[˚C]	Liquid Temp[˚C]
850 MHz	128	824.2	33dbm	0.457/0.310	22	21.7
	190	836.6	33dbm	0.443/0.301	22	21.7
	251	848.8	33dbm	0.472/0.319	22	21.7
Right Head (15° Tilt Position)						
Frequency	Channel	MHz	Conducted Output Power(Peak)	Measured(W/kg) 1g/10g	Amb. Temp[˚C]	Liquid Temp[˚C]
850 MHz	128	824.2	33dbm	0.264/0.183	22	21.7
	190	836.6	33dbm	0.269/0.187	22	21.7
	251	848.8	33dbm	0.295/0.205	22	21.7
Left Head (15° Tilt Position)						
Frequency	Channel	MHz	Conducted Output Power(Peak)	Measured(W/kg) 1g/10g	Amb. Temp[˚C]	Liquid Temp[˚C]
850 MHz	128	824.2	33dbm	0.265/0.180	22	21.7
	190	836.6	33dbm	0.260/0.176	22	21.7
	251	848.8	33dbm	0.281/0.189	22	21.7
Body Worn for Headset(GPRS Mode)						
Frequency	Channel	MHz	Conducted Output Power(Peak)	Measured(W/kg) 1g/10g	Amb. Temp[˚C]	Liquid Temp[˚C]
850 MHz	128	824.2	33dbm	1.36/0.978	22	21.7
	190	836.6	33dbm	1.38/0.995	22	21.7
	251	848.8	33dbm	1.48/1.06	22	21.7

This document is issued by the Company subject to its General Conditions of Service which is available on request or accessible at www.sgs.com. Attention is drawn to the limitations of liability, indemnification and jurisdictional issues defined therein. Unless otherwise stated, the results shown in this test report refer only to the sample(s) tested. This document cannot be reproduced except in full, without prior approval of the Company. Any unauthorized alteration, forgery or falsification of the content or appearance of this report is unlawful and offenders may be prosecuted to the fullest extent of the law. 此報告是遵循本公司訂定之通用服務條款所製作發放，相關服務條款備索，或可在 www.sgs.com 中查閱，本公司之義務、免責、管轄權皆明確規範其中。除非另有說明，此報告結果僅對檢驗之樣品負責。本報告未經本公司書面許可，不可部份複製。對本報告內容或外觀之任何未經授權之變更、偽造、竄改皆屬非法，違犯者將會被依法追訴。

PCS 1900 MHZ

Right Head (Cheek Position)						
Frequency	Channel	MHz	Conducted Output Power(Peak)	Measured(W/kg) 1g/10g	Amb. Temp[˚C]	Liquid Temp[˚C]
1900 MHz	512	1850.2	30dbm	0.303/0.188	22	21.7
	661	1880	30dbm	0.343/0.212	22	21.7
	810	1909.8	30dbm	0.324/0.200	22	21.7
Left Head (Cheek Position)						
Frequency	Channel	MHz	Conducted Output Power(Peak)	Measured(W/kg) 1g/10g	Amb. Temp[˚C]	Liquid Temp[˚C]
1900 MHz	512	1850.2	30dbm	0.273/0.147	22	21.7
	661	1880	30dbm	0.318/0.174	22	21.7
	810	1909.8	30dbm	0.312/0.171	22	21.7
Right Head (15° Tilt Position)						
Frequency	Channel	MHz	Conducted Output Power(Peak)	Measured(W/kg) 1g/10g	Amb. Temp[˚C]	Liquid Temp[˚C]
1900 MHz	512	1850.2	30dbm	0.214/0.115	22	21.7
	661	1880	30dbm	0.241/0.129	22	21.7
	810	1909.8	30dbm	0.222/0.119	22	21.7
Left Head (15° Tilt Position)						
Frequency	Channel	MHz	Conducted Output Power(Peak)	Measured(W/kg) 1g/10g	Amb. Temp[˚C]	Liquid Temp[˚C]
1900 MHz	512	1850.2	30dbm	0.287/0.149	22	21.7
	661	1880	30dbm	0.323/0.167	22	21.7
	810	1909.8	30dbm	0.292/0.152	22	21.7
Body Worn (testing in GPRS mode)						
Frequency	Channel	MHz	Conducted Output Power(Peak)	Measured(W/kg) 1g/10g	Amb. Temp[˚C]	Liquid Temp[˚C]
1900 MHz	512	1850.2	30dbm	0.788/0.492	22	21.7
	661	1880	30dbm	0.911/0.566	22	21.7
	810	1909.8	30dbm	0.791/0.487	22	21.7

Note:

SAR measurement results for the Mobile Phone at maximum output power.

This document is issued by the Company subject to its General Conditions of Service which is available on request or accessible at www.sgs.com. Attention is drawn to the limitations of liability, indemnification and jurisdictional issues defined therein. Unless otherwise stated, the results shown in this test report refer only to the sample(s) tested. This document cannot be reproduced except in full, without prior approval of the Company. Any unauthorized alteration, forgery or falsification of the content or appearance of this report is unlawful and offenders may be prosecuted to the fullest extent of the law. 此報告是遵循本公司訂定之通用服務條款所製作發放，相關服務條款備索，或可在 www.sgs.com 中查閱，本公司之義務、免責、管轄權皆明確規範其中。除非另有說明，此報告結果僅對檢驗之樣品負責。本報告未經本公司書面許可，不可部份複製。對本報告內容或外觀之任何未經授權之變更、偽造、竄改皆屬非法，違犯者將會被依法追訴。

3. Instruments List

Manufacturer	Device	Type	Serial number	Date of last calibration
Schmid & Partner Engineering AG	Dosimetric E-Field Probe	ET3DV6	1759	Aug.30.2005
Schmid & Partner Engineering AG	900/1800 MHz System Validation Dipole	D900V2 D1900V2	178 5d027	Feb.07.2006 Mar.21.2006
Schmid & Partner Engineering AG	Data acquisition Electronics	DAE3	547	Feb.14.2006 Apr.28.2006
Schmid & Partner Engineering AG	Software	DASY 4 V4.6 Build 23	N/A	Calibration isn't necessary
Schmid & Partner Engineering AG	Phantom	SAM	N/A	Calibration isn't necessary
Agilent	Network Analyzer	8753D	3410A05547	Jun.02.2005
Agilent	Dielectric Probe Kit	85070D	US01440168	Calibration isn't necessary
Agilent	Dual-directional coupler	777D 778D	50114 50313	Aug.12.2005 Aug12.2005
Agilent	RF Signal Generator	8648D	3847M00432	May.04.2006
Agilent	Power Sensor	8481H	MY41091361	May.29.2006
Rohde & Schwarz	Universal Radio Communication Tester	CMU200	102189	Oct.24.2005

This document is issued by the Company subject to its General Conditions of Service which is available on request or accessible at www.sgs.com. Attention is drawn to the limitations of liability, indemnification and jurisdictional issues defined therein. Unless otherwise stated, the results shown in this test report refer only to the sample(s) tested. This document cannot be reproduced except in full, without prior approval of the Company. Any unauthorized alteration, forgery or falsification of the content or appearance of this report is unlawful and offenders may be prosecuted to the fullest extent of the law. 此報告是遵循本公司訂定之通用服務條款所製作發放，相關服務條款備索，或可在 www.sgs.com 中查閱，本公司之義務、免責、管轄權皆明確規範其中。除非另有說明，此報告結果僅對檢驗之樣品負責。本報告未經本公司書面許可，不可部份複製。對本報告內容或外觀之任何未經授權之變更、偽造、竄改皆屬非法，違犯者將會被依法追訴。

4.Measurements

HEAD_RE_Cheek_CH128 Date/Time: 2006/4/7 10:30:59

DUT: CETECOM-HW76; Type: GSM 850; Serial: 356076008753642

Communication System: GSM 850; Frequency: 824.2 MHz;Duty Cycle: 1:8.3
Medium: Head 850 MHz Medium parameters used (interpolated): f = 824.2 MHz; σ = 0.87 mho/m; ε_r = 40.7; ρ = 1000 kg/m^3
Phantom section: Right Section

DASY4 Configuration:

- Probe: ET3DV6 - SN1759; ConvF(6.15, 6.15, 6.15); Calibrated: 2005/8/30
- Sensor-Surface: 4mm (Mechanical And Optical Surface Detection)
- Electronics: DAE3 Sn547; Calibrated: 2006/2/14
- Phantom: SAM 12; Type: SAM 4.0; Serial: TP:1150
- Measurement SW: DASY4, V4.6 Build 23; Postprocessing SW: SEMCAD, V1.8 Build 160

Right Cheek/Area Scan (41x81x1): Measurement grid: dx=15mm, dy=15mm
Maximum value of SAR (interpolated) = 0.547 mW/g

Right Cheek/Zoom Scan (5x5x7)/Cube 0: Measurement grid: dx=8mm, dy=8mm, dz=5mm
Reference Value = 21.2 V/m; Power Drift = -0.242 dB
Peak SAR (extrapolated) = 0.653 W/kg

SAR(1 g) = 0.487 mW/g; SAR(10 g) = 0.335 mW/g
Maximum value of SAR (measured) = 0.519 mW/g



0 dB = 0.519mW/g

This document is issued by the Company subject to its General Conditions of Service which is available on request or accessible at www.sgs.com. Attention is drawn to the limitations of liability, indemnification and jurisdictional issues defined therein. Unless otherwise stated, the results shown in this test report refer only to the sample(s) tested. This document cannot be reproduced except in full, without prior approval of the Company. Any unauthorized alteration, forgery or falsification of the content or appearance of this report is unlawful and offenders may be prosecuted to the fullest extent of the law. 此報告是遵循本公司訂定之通用服務條款所製作發放，相關服務條款備索，或可在 www.sgs.com 中查閱，本公司之義務、免責、管轄權皆明確規範其中。除非另有說明，此報告結果僅對檢驗之樣品負責。本報告未經本公司書面許可，不可部份複製。對本報告內容或外觀之任何未經授權之變更、偽造、竄改皆屬非法，違犯者將會被依法追訴。

HEAD_RE_Cheek_CH190

DUT: CETECOM-HW76; Type: GSM 850; Serial: 356076008753642

Communication System: GSM 850; Frequency: 836.6 MHz;Duty Cycle: 1:8.3
Medium: Head 850 MHz Medium parameters used (interpolated): f = 836.6 MHz; σ = 0.88 mho/m; ε_r = 40.7; ρ = 1000 kg/m^3
Phantom section: Right Section

DASY4 Configuration:

- Probe: ET3DV6 - SN1759; ConvF(6.15, 6.15, 6.15); Calibrated: 2005/8/30
- Sensor-Surface: 4mm (Mechanical And Optical Surface Detection)
- Electronics: DAE3 Sn547; Calibrated: 2006/2/14
- Phantom: SAM 12; Type: SAM 4.0; Serial: TP:1150
- Measurement SW: DASY4, V4.6 Build 23; Postprocessing SW: SEMCAD, V1.8 Build 160

Right Cheek/Area Scan (41x81x1): Measurement grid: dx=15mm, dy=15mm
Maximum value of SAR (interpolated) = 0.536 mW/g

Right Cheek/Zoom Scan (5x5x7)/Cube 0: Measurement grid: dx=8mm, dy=8mm, dz=5mm
Reference Value = 20.6 V/m; Power Drift = -0.055 dB
Peak SAR (extrapolated) = 0.664 W/kg

SAR(1 g) = 0.492 mW/g; SAR(10 g) = 0.337 mW/g
Maximum value of SAR (measured) = 0.527 mW/g

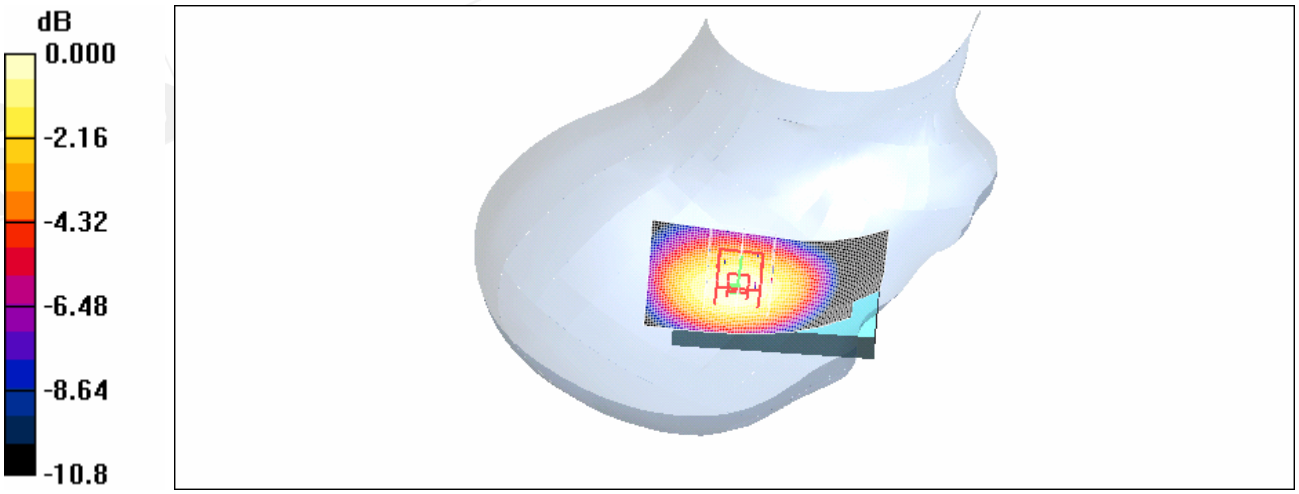

0 dB = 0.527mW/g

This document is issued by the Company subject to its General Conditions of Service which is available on request or accessible at www.sgs.com. Attention is drawn to the limitations of liability, indemnification and jurisdictional issues defined therein. Unless otherwise stated, the results shown in this test report refer only to the sample(s) tested. This document cannot be reproduced except in full, without prior approval of the Company. Any unauthorized alteration, forgery or falsification of the content or appearance of this report is unlawful and offenders may be prosecuted to the fullest extent of the law. 此報告是遵循本公司訂定之通用服務條款所製作發放，相關服務條款備索，或可在 www.sgs.com 中查閱，本公司之義務、免責、管轄權皆明確規範其中。除非另有說明，此報告結果僅對檢驗之樣品負責。本報告未經本公司書面許可，不可部份複製。對本報告內容或外觀之任何未經授權之變更、偽造、竄改皆屬非法，違犯者將會被依法追訴。

HEAD_RE_Cheek_CH251

DUT: CETECOM-HW76; Type: GSM 850; Serial: 356076008753642

Communication System: GSM 850; Frequency: 848.8 MHz;Duty Cycle: 1:8.3
Medium: Head 850 MHz Medium parameters used (interpolated): f = 848.8 MHz; σ = 0.889 mho/m; ε_r = 40.5; ρ = 1000 kg/m^3
Phantom section: Right Section

DASY4 Configuration:

- Probe: ET3DV6 - SN1759; ConvF(6.15, 6.15, 6.15); Calibrated: 2005/8/30
- Sensor-Surface: 4mm (Mechanical And Optical Surface Detection)
- Electronics: DAE3 Sn547; Calibrated: 2006/2/14
- Phantom: SAM 12; Type: SAM 4.0; Serial: TP:1150
- Measurement SW: DASY4, V4.6 Build 23; Postprocessing SW: SEMCAD, V1.8 Build 160

Right Cheek/Area Scan (41x81x1): Measurement grid: dx=15mm, dy=15mm
Maximum value of SAR (interpolated) = 0.576 mW/g

Right Cheek/Zoom Scan (5x5x7)/Cube 0: Measurement grid: dx=8mm, dy=8mm, dz=5mm
Reference Value = 21.1 V/m; Power Drift = -0.029 dB
Peak SAR (extrapolated) = 0.724 W/kg

SAR(1 g) = 0.533 mW/g; SAR(10 g) = 0.365 mW/g
Maximum value of SAR (measured) = 0.569 mW/g

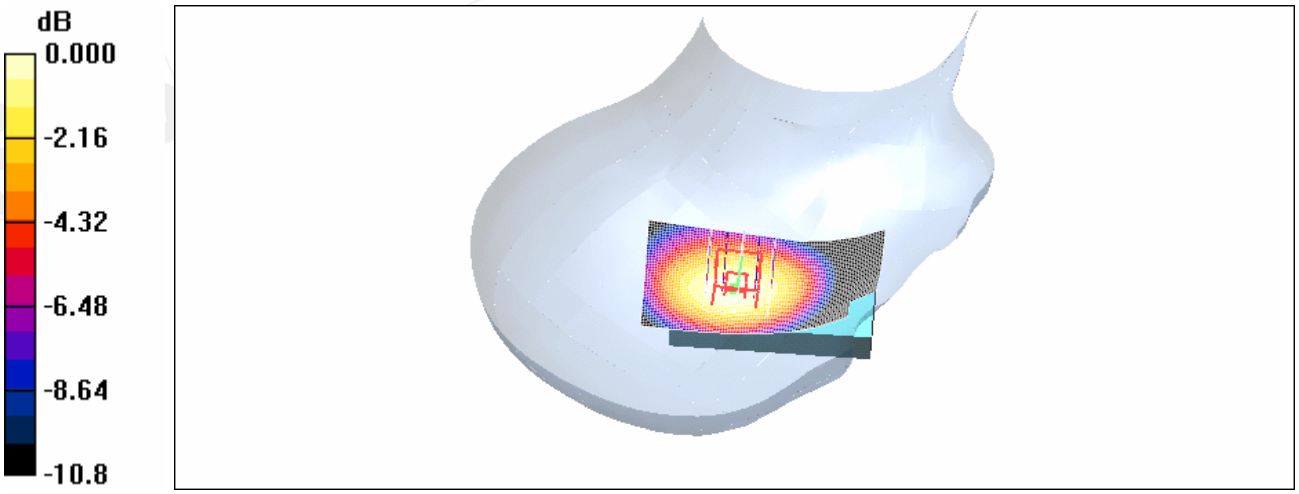

0 dB = 0.569mW/g

This document is issued by the Company subject to its General Conditions of Service which is available on request or accessible at www.sgs.com. Attention is drawn to the limitations of liability, indemnification and jurisdictional issues defined therein. Unless otherwise stated, the results shown in this test report refer only to the sample(s) tested. This document cannot be reproduced except in full, without prior approval of the Company. Any unauthorized alteration, forgery or falsification of the content or appearance of this report is unlawful and offenders may be prosecuted to the fullest extent of the law. 此報告是遵循本公司訂定之通用服務條款所製作發放，相關服務條款備索，或可在 www.sgs.com 中查閱，本公司之義務、免責、管轄權皆明確規範其中。除非另有說明，此報告結果僅對檢驗之樣品負責。本報告未經本公司書面許可，不可部份複製。對本報告內容或外觀之任何未經授權之變更、偽造、竄改皆屬非法，違犯者將會被依法追訴。

HEAD_LE_Cheek_CH128

DUT: CETECOM-HW76; Type: GSM 850; Serial: 356076008753642

Communication System: GSM 850; Frequency: 824.2 MHz;Duty Cycle: 1:8.3
Medium: Head 850 MHz Medium parameters used (interpolated): f = 824.2 MHz; σ = 0.87 mho/m; ε_r = 40.7; ρ = 1000 kg/m^3
Phantom section: Left Section

DASY4 Configuration:

- Probe: ET3DV6 - SN1759; ConvF(6.15, 6.15, 6.15); Calibrated: 2005/8/30
- Sensor-Surface: 4mm (Mechanical And Optical Surface Detection)
- Electronics: DAE3 Sn547; Calibrated: 2006/2/14
- Phantom: SAM 12; Type: SAM 4.0; Serial: TP:1150
- Measurement SW: DASY4, V4.6 Build 23; Postprocessing SW: SEMCAD, V1.8 Build 160

Left Cheek/Area Scan (41x81x1): Measurement grid: dx=15mm, dy=15mm
Maximum value of SAR (interpolated) = 0.501 mW/g

Left Cheek/Zoom Scan (5x5x7)/Cube 0: Measurement grid: dx=8mm, dy=8mm, dz=5mm
Reference Value = 20.6 V/m; Power Drift = -0.154 dB
Peak SAR (extrapolated) = 0.637 W/kg

SAR(1 g) = 0.457 mW/g; SAR(10 g) = 0.310 mW/g
Maximum value of SAR (measured) = 0.486 mW/g

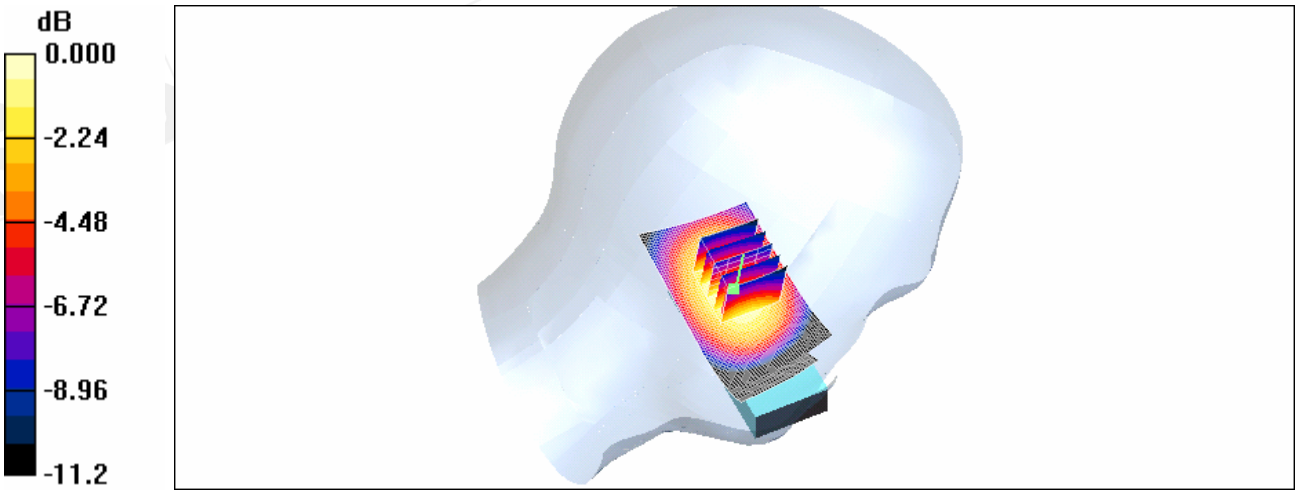

0 dB = 0.486mW/g

This document is issued by the Company subject to its General Conditions of Service which is available on request or accessible at www.sgs.com. Attention is drawn to the limitations of liability, indemnification and jurisdictional issues defined therein. Unless otherwise stated, the results shown in this test report refer only to the sample(s) tested. This document cannot be reproduced except in full, without prior approval of the Company. Any unauthorized alteration, forgery or falsification of the content or appearance of this report is unlawful and offenders may be prosecuted to the fullest extent of the law. 此報告是遵循本公司訂定之通用服務條款所製作發放，相關服務條款備索，或可在 www.sgs.com 中查閱，本公司之義務、免責、管轄權皆明確規範其中。除非另有說明，此報告結果僅對檢驗之樣品負責。本報告未經本公司書面許可，不可部份複製。對本報告內容或外觀之任何未經授權之變更、偽造、竄改皆屬非法，違犯者將會被依法追訴。

HEAD_LE_Cheek_CH190

DUT: CETECOM-HW76; Type: GSM 850; Serial: 356076008753642

Communication System: GSM 850; Frequency: 836.6 MHz;Duty Cycle: 1:8.3
Medium: Head 850 MHz Medium parameters used (interpolated): f = 836.6 MHz; σ = 0.88 mho/m; ε_r = 40.7; ρ = 1000 kg/m^3
Phantom section: Left Section

DASY4 Configuration:

- Probe: ET3DV6 - SN1759; ConvF(6.15, 6.15, 6.15); Calibrated: 2005/8/30
- Sensor-Surface: 4mm (Mechanical And Optical Surface Detection)
- Electronics: DAE3 Sn547; Calibrated: 2006/2/14
- Phantom: SAM 12; Type: SAM 4.0; Serial: TP:1150
- Measurement SW: DASY4, V4.6 Build 23; Postprocessing SW: SEMCAD, V1.8 Build 160

Left Cheek/Area Scan (41x81x1): Measurement grid: dx=15mm, dy=15mm
Maximum value of SAR (interpolated) = 0.481 mW/g

Left Cheek/Zoom Scan (5x5x7)/Cube 0: Measurement grid: dx=8mm, dy=8mm, dz=5mm
Reference Value = 19.8 V/m; Power Drift = -0.032 dB
Peak SAR (extrapolated) = 0.617 W/kg

SAR(1 g) = 0.443 mW/g; SAR(10 g) = 0.301 mW/g
Maximum value of SAR (measured) = 0.474 mW/g

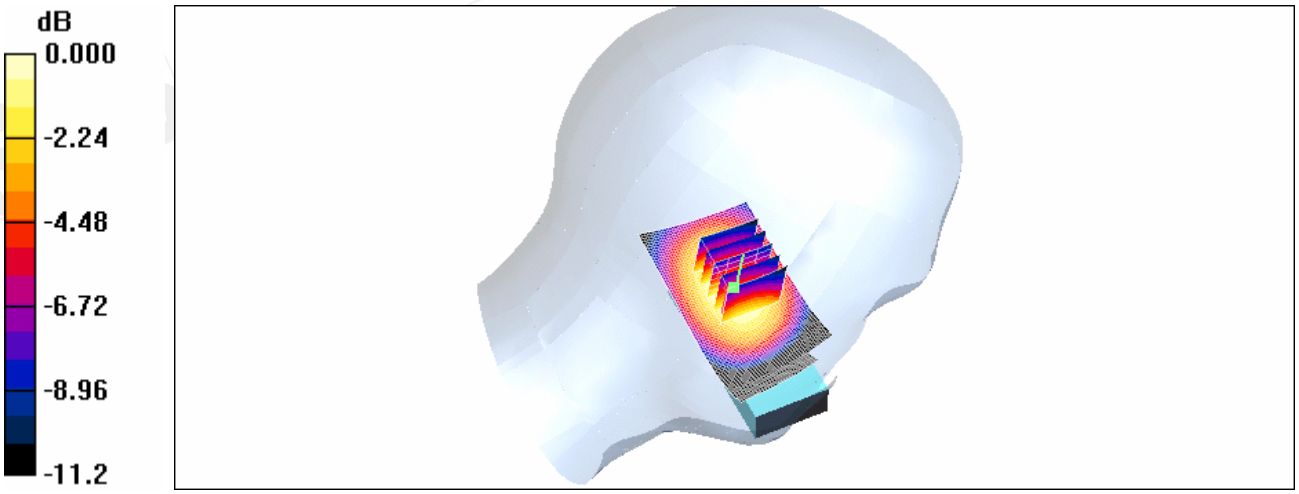

0 dB = 0.474mW/g

This document is issued by the Company subject to its General Conditions of Service which is available on request or accessible at www.sgs.com. Attention is drawn to the limitations of liability, indemnification and jurisdictional issues defined therein. Unless otherwise stated, the results shown in this test report refer only to the sample(s) tested. This document cannot be reproduced except in full, without prior approval of the Company. Any unauthorized alteration, forgery or falsification of the content or appearance of this report is unlawful and offenders may be prosecuted to the fullest extent of the law. 此報告是遵循本公司訂定之通用服務條款所製作發放，相關服務條款備索，或可在 www.sgs.com 中查閱，本公司之義務、免責、管轄權皆明確規範其中。除非另有說明，此報告結果僅對檢驗之樣品負責。本報告未經本公司書面許可，不可部份複製。對本報告內容或外觀之任何未經授權之變更、偽造、竄改皆屬非法，違犯者將會被依法追訴。

HEAD_LE_Cheek_CH251

DUT: CETECOM-HW76; Type: GSM 850; Serial: 356076008753642

Communication System: GSM 850; Frequency: 848.8 MHz;Duty Cycle: 1:8.3
Medium: Head 850 MHz Medium parameters used (interpolated): f = 848.8 MHz; σ = 0.889 mho/m; ε_r = 40.5; ρ = 1000 kg/m^3
Phantom section: Left Section

DASY4 Configuration:

- Probe: ET3DV6 - SN1759; ConvF(6.15, 6.15, 6.15); Calibrated: 2005/8/30
- Sensor-Surface: 4mm (Mechanical And Optical Surface Detection)
- Electronics: DAE3 Sn547; Calibrated: 2006/2/14
- Phantom: SAM 12; Type: SAM 4.0; Serial: TP:1150
- Measurement SW: DASY4, V4.6 Build 23; Postprocessing SW: SEMCAD, V1.8 Build 160

Left Cheek/Area Scan (41x81x1): Measurement grid: dx=15mm, dy=15mm
Maximum value of SAR (interpolated) = 0.506 mW/g

Left Cheek/Zoom Scan (5x5x7)/Cube 0: Measurement grid: dx=8mm, dy=8mm, dz=5mm
Reference Value = 20.1 V/m; Power Drift = -0.052 dB
Peak SAR (extrapolated) = 0.660 W/kg

SAR(1 g) = 0.472 mW/g; SAR(10 g) = 0.319 mW/g
Maximum value of SAR (measured) = 0.504 mW/g

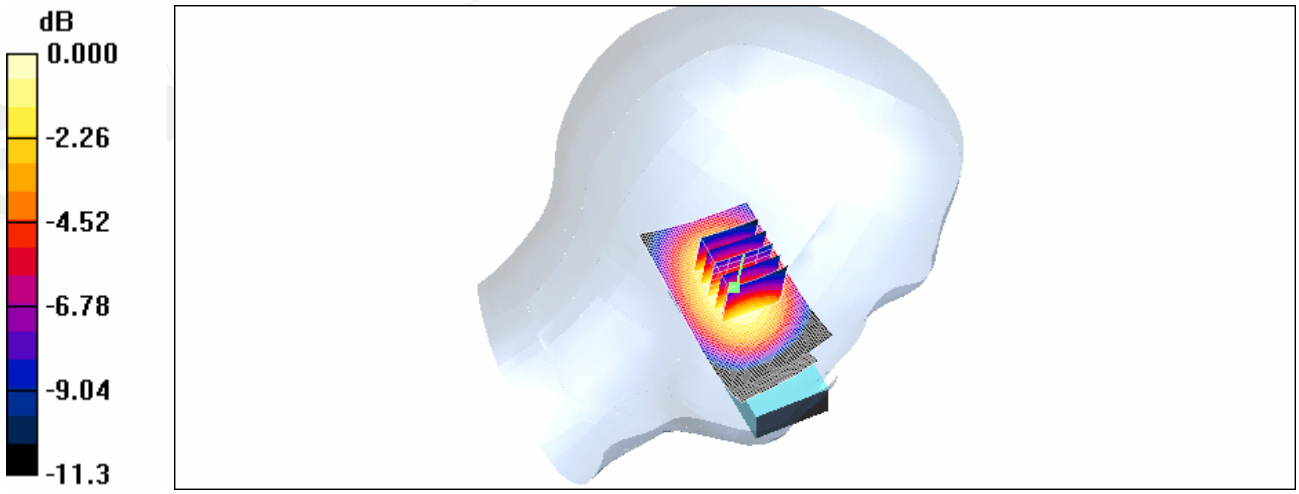

0 dB = 0.504mW/g

This document is issued by the Company subject to its General Conditions of Service which is available on request or accessible at www.sgs.com. Attention is drawn to the limitations of liability, indemnification and jurisdictional issues defined therein. Unless otherwise stated, the results shown in this test report refer only to the sample(s) tested. This document cannot be reproduced except in full, without prior approval of the Company. Any unauthorized alteration, forgery or falsification of the content or appearance of this report is unlawful and offenders may be prosecuted to the fullest extent of the law. 此報告是遵循本公司訂定之通用服務條款所製作發放，相關服務條款備索，或可在 www.sgs.com 中查閱，本公司之義務、免責、管轄權皆明確規範其中。除非另有說明，此報告結果僅對檢驗之樣品負責。本報告未經本公司書面許可，不可部份複製。對本報告內容或外觀之任何未經授權之變更、偽造、竄改皆屬非法，違犯者將會被依法追訴。

HEAD_RE_Tilt_CH128

DUT: CETECOM-HW76; Type: GSM 850; Serial: 356076008753642

Communication System: GSM 850; Frequency: 824.2 MHz;Duty Cycle: 1:8.3
Medium: Head 850 MHz Medium parameters used (interpolated): f = 824.2 MHz; σ = 0.87 mho/m; ε_r = 40.7; ρ = 1000 kg/m^3
Phantom section: Right Section

DASY4 Configuration:

- Probe: ET3DV6 - SN1759; ConvF(6.15, 6.15, 6.15); Calibrated: 2005/8/30
- Sensor-Surface: 4mm (Mechanical And Optical Surface Detection)
- Electronics: DAE3 Sn547; Calibrated: 2006/2/14
- Phantom: SAM 12; Type: SAM 4.0; Serial: TP:1150
- Measurement SW: DASY4, V4.6 Build 23; Postprocessing SW: SEMCAD, V1.8 Build 160

Right Tilt/Area Scan (41x81x1): Measurement grid: dx=15mm, dy=15mm
Maximum value of SAR (interpolated) = 0.284 mW/g

Right Tilt/Zoom Scan (5x5x7)/Cube 0: Measurement grid: dx=8mm, dy=8mm, dz=5mm
Reference Value = 17.4 V/m; Power Drift = 0.016 dB
Peak SAR (extrapolated) = 0.355 W/kg

SAR(1 g) = 0.264 mW/g; SAR(10 g) = 0.183 mW/g
Maximum value of SAR (measured) = 0.284 mW/g

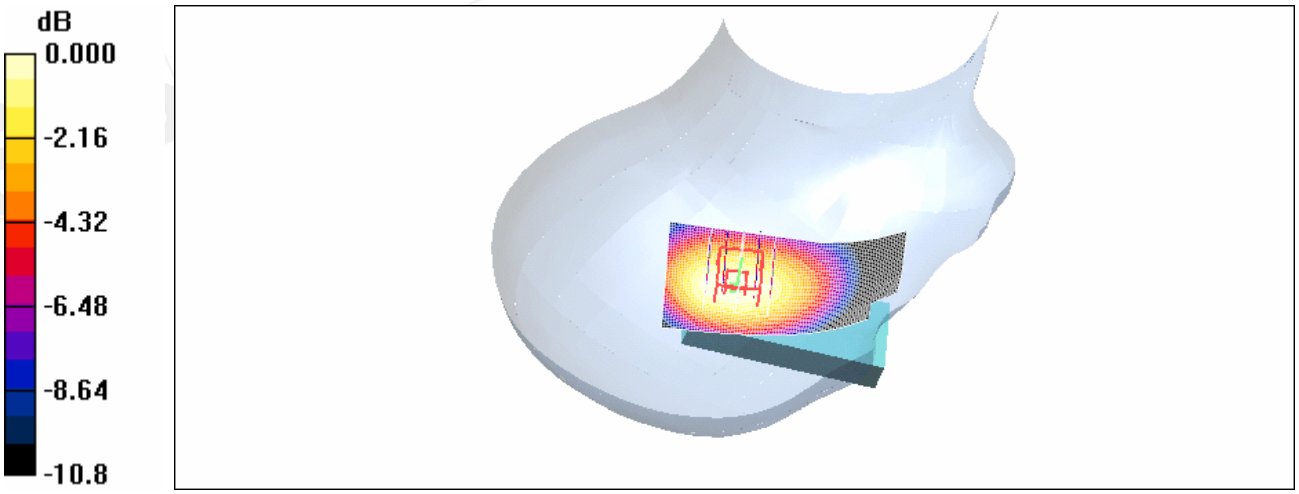

0 dB = 0.284mW/g

This document is issued by the Company subject to its General Conditions of Service which is available on request or accessible at www.sgs.com. Attention is drawn to the limitations of liability, indemnification and jurisdictional issues defined therein. Unless otherwise stated, the results shown in this test report refer only to the sample(s) tested. This document cannot be reproduced except in full, without prior approval of the Company. Any unauthorized alteration, forgery or falsification of the content or appearance of this report is unlawful and offenders may be prosecuted to the fullest extent of the law. 此報告是遵循本公司訂定之通用服務條款所製作發放，相關服務條款備索，或可在 www.sgs.com 中查閱，本公司之義務、免責、管轄權皆明確規範其中。除非另有說明，此報告結果僅對檢驗之樣品負責。本報告未經本公司書面許可，不可部份複製。對本報告內容或外觀之任何未經授權之變更、偽造、竄改皆屬非法，違犯者將會被依法追訴。

HEAD_RE_Tilt_CH190

DUT: CETECOM-HW76; Type: GSM 850; Serial: 356076008753642

Communication System: GSM 850; Frequency: 836.6 MHz;Duty Cycle: 1:8.3
Medium: Head 850 MHz Medium parameters used (interpolated): f = 836.6 MHz; σ = 0.88 mho/m; ε_r = 40.7; ρ = 1000 kg/m^3
Phantom section: Right Section

DASY4 Configuration:

- Probe: ET3DV6 - SN1759; ConvF(6.15, 6.15, 6.15); Calibrated: 2005/8/30
- Sensor-Surface: 4mm (Mechanical And Optical Surface Detection)
- Electronics: DAE3 Sn547; Calibrated: 2006/2/14
- Phantom: SAM 12; Type: SAM 4.0; Serial: TP:1150
- Measurement SW: DASY4, V4.6 Build 23; Postprocessing SW: SEMCAD, V1.8 Build 160

Right Tilt/Area Scan (41x81x1): Measurement grid: dx=15mm, dy=15mm
Maximum value of SAR (interpolated) = 0.288 mW/g

Right Tilt/Zoom Scan (5x5x7)/Cube 0: Measurement grid: dx=8mm, dy=8mm, dz=5mm
Reference Value = 17.5 V/m; Power Drift = 0.062 dB
Peak SAR (extrapolated) = 0.356 W/kg

SAR(1 g) = 0.269 mW/g; SAR(10 g) = 0.187 mW/g
Maximum value of SAR (measured) = 0.288 mW/g

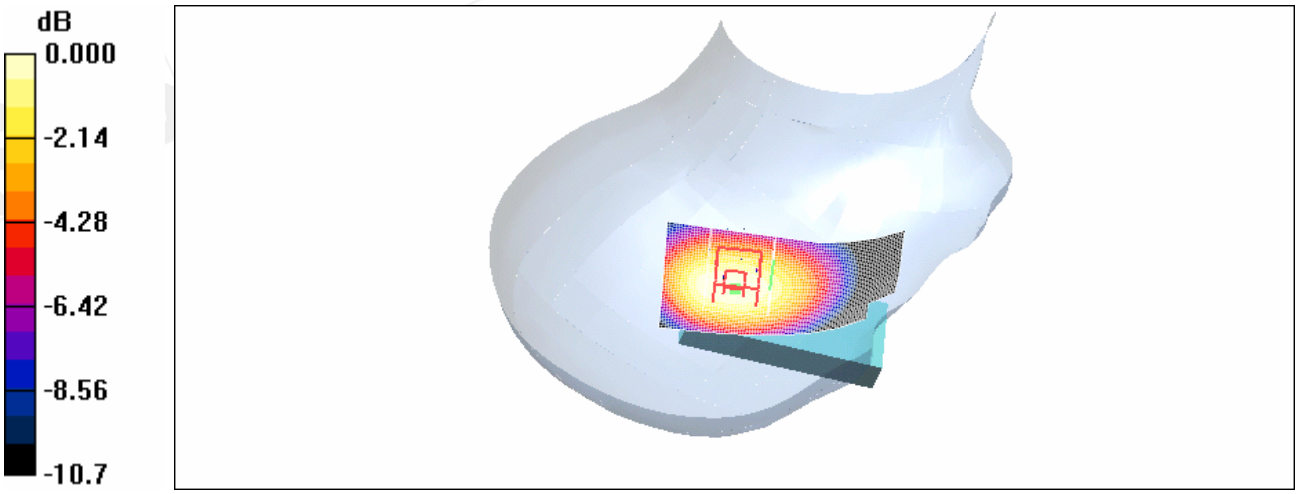

0 dB = 0.288mW/g

This document is issued by the Company subject to its General Conditions of Service which is available on request or accessible at www.sgs.com. Attention is drawn to the limitations of liability, indemnification and jurisdictional issues defined therein. Unless otherwise stated, the results shown in this test report refer only to the sample(s) tested. This document cannot be reproduced except in full, without prior approval of the Company. Any unauthorized alteration, forgery or falsification of the content or appearance of this report is unlawful and offenders may be prosecuted to the fullest extent of the law. 此報告是遵循本公司訂定之通用服務條款所製作發放，相關服務條款備索，或可在 www.sgs.com 中查閱，本公司之義務、免責、管轄權皆明確規範其中。除非另有說明，此報告結果僅對檢驗之樣品負責。本報告未經本公司書面許可，不可部份複製。對本報告內容或外觀之任何未經授權之變更、偽造、竄改皆屬非法，違犯者將會被依法追訴。

HEAD_RE_Tilt_CH251

DUT: CETECOM-HW76; Type: GSM 850; Serial: 356076008753642

Communication System: GSM 850; Frequency: 848.8 MHz;Duty Cycle: 1:8.3
Medium: Head 850 MHz Medium parameters used (interpolated): f = 848.8 MHz; σ = 0.889 mho/m; ε_r = 40.5; ρ = 1000 kg/m^3
Phantom section: Right Section

DASY4 Configuration:

- Probe: ET3DV6 - SN1759; ConvF(6.15, 6.15, 6.15); Calibrated: 2005/8/30
- Sensor-Surface: 4mm (Mechanical And Optical Surface Detection)
- Electronics: DAE3 Sn547; Calibrated: 2006/2/14
- Phantom: SAM 12; Type: SAM 4.0; Serial: TP:1150
- Measurement SW: DASY4, V4.6 Build 23; Postprocessing SW: SEMCAD, V1.8 Build 160

Right Tilt/Area Scan (41x81x1): Measurement grid: dx=15mm, dy=15mm
Maximum value of SAR (interpolated) = 0.316 mW/g

Right Tilt/Zoom Scan (5x5x7)/Cube 0: Measurement grid: dx=8mm, dy=8mm, dz=5mm
Reference Value = 18.0 V/m; Power Drift = 0.070 dB
Peak SAR (extrapolated) = 0.398 W/kg

SAR(1 g) = 0.295 mW/g; SAR(10 g) = 0.205 mW/g
Maximum value of SAR (measured) = 0.314 mW/g

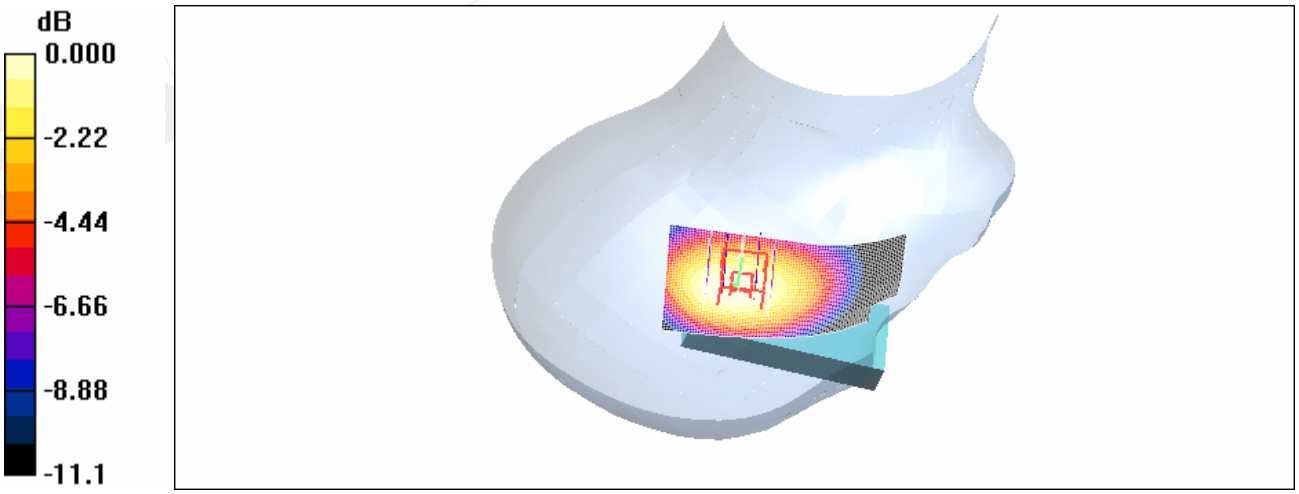

0 dB = 0.314mW/g

This document is issued by the Company subject to its General Conditions of Service which is available on request or accessible at www.sgs.com. Attention is drawn to the limitations of liability, indemnification and jurisdictional issues defined therein. Unless otherwise stated, the results shown in this test report refer only to the sample(s) tested. This document cannot be reproduced except in full, without prior approval of the Company. Any unauthorized alteration, forgery or falsification of the content or appearance of this report is unlawful and offenders may be prosecuted to the fullest extent of the law. 此報告是遵循本公司訂定之通用服務條款所製作發放，相關服務條款備索，或可在 www.sgs.com 中查閱，本公司之義務、免責、管轄權皆明確規範其中。除非另有說明，此報告結果僅對檢驗之樣品負責。本報告未經本公司書面許可，不可部份複製。對本報告內容或外觀之任何未經授權之變更、偽造、竄改皆屬非法，違犯者將會被依法追訴。

HEAD_LE_Tilt_CH128

DUT: CETECOM-HW76; Type: GSM 850; Serial: 356076008753642

Communication System: GSM 850; Frequency: 824.2 MHz;Duty Cycle: 1:8.3
Medium: Head 850 MHz Medium parameters used (interpolated): f = 824.2 MHz; σ = 0.87 mho/m; ε_r = 40.7; ρ = 1000 kg/m^3
Phantom section: Left Section

DASY4 Configuration:

- Probe: ET3DV6 - SN1759; ConvF(6.15, 6.15, 6.15); Calibrated: 2005/8/30
- Sensor-Surface: 4mm (Mechanical And Optical Surface Detection)
- Electronics: DAE3 Sn547; Calibrated: 2006/2/14
- Phantom: SAM 12; Type: SAM 4.0; Serial: TP:1150
- Measurement SW: DASY4, V4.6 Build 23; Postprocessing SW: SEMCAD, V1.8 Build 160

Left Tilt/Area Scan (41x81x1): Measurement grid: dx=15mm, dy=15mm
Maximum value of SAR (interpolated) = 0.285 mW/g

Left Tilt/Zoom Scan (5x5x7)/Cube 0: Measurement grid: dx=8mm, dy=8mm, dz=5mm
Reference Value = 17.5 V/m; Power Drift = -0.025 dB
Peak SAR (extrapolated) = 0.372 W/kg

SAR(1 g) = 0.265 mW/g; SAR(10 g) = 0.180 mW/g
Maximum value of SAR (measured) = 0.286 mW/g

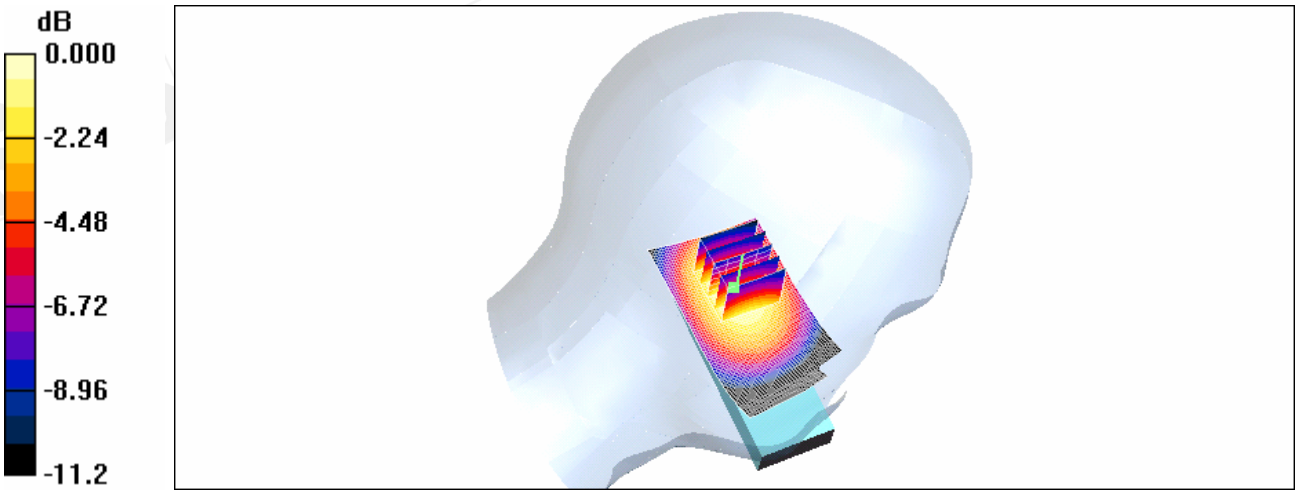

0 dB = 0.286mW/g

This document is issued by the Company subject to its General Conditions of Service which is available on request or accessible at www.sgs.com. Attention is drawn to the limitations of liability, indemnification and jurisdictional issues defined therein. Unless otherwise stated, the results shown in this test report refer only to the sample(s) tested. This document cannot be reproduced except in full, without prior approval of the Company. Any unauthorized alteration, forgery or falsification of the content or appearance of this report is unlawful and offenders may be prosecuted to the fullest extent of the law. 此報告是遵循本公司訂定之通用服務條款所製作發放，相關服務條款備索，或可在 www.sgs.com 中查閱，本公司之義務、免責、管轄權皆明確規範其中。除非另有說明，此報告結果僅對檢驗之樣品負責。本報告未經本公司書面許可，不可部份複製。對本報告內容或外觀之任何未經授權之變更、偽造、竄改皆屬非法，違犯者將會被依法追訴。

HEAD_LE_Tilt_CH190

DUT: CETECOM-HW76; Type: GSM 850; Serial: 356076008753642

Communication System: GSM 850; Frequency: 836.6 MHz;Duty Cycle: 1:8.3
Medium: Head 850 MHz Medium parameters used (interpolated): f = 836.6 MHz; σ = 0.88 mho/m; ε_r = 40.7; ρ = 1000 kg/m^3
Phantom section: Left Section

DASY4 Configuration:

- Probe: ET3DV6 - SN1759; ConvF(6.15, 6.15, 6.15); Calibrated: 2005/8/30
- Sensor-Surface: 4mm (Mechanical And Optical Surface Detection)
- Electronics: DAE3 Sn547; Calibrated: 2006/2/14
- Phantom: SAM 12; Type: SAM 4.0; Serial: TP:1150
- Measurement SW: DASY4, V4.6 Build 23; Postprocessing SW: SEMCAD, V1.8 Build 160

Left Tilt/Area Scan (41x81x1): Measurement grid: dx=15mm, dy=15mm
Maximum value of SAR (interpolated) = 0.282 mW/g

Left Tilt/Zoom Scan (5x5x7)/Cube 0: Measurement grid: dx=8mm, dy=8mm, dz=5mm
Reference Value = 17.4 V/m; Power Drift = -0.090 dB
Peak SAR (extrapolated) = 0.364 W/kg

SAR(1 g) = 0.260 mW/g; SAR(10 g) = 0.176 mW/g
Maximum value of SAR (measured) = 0.279 mW/g

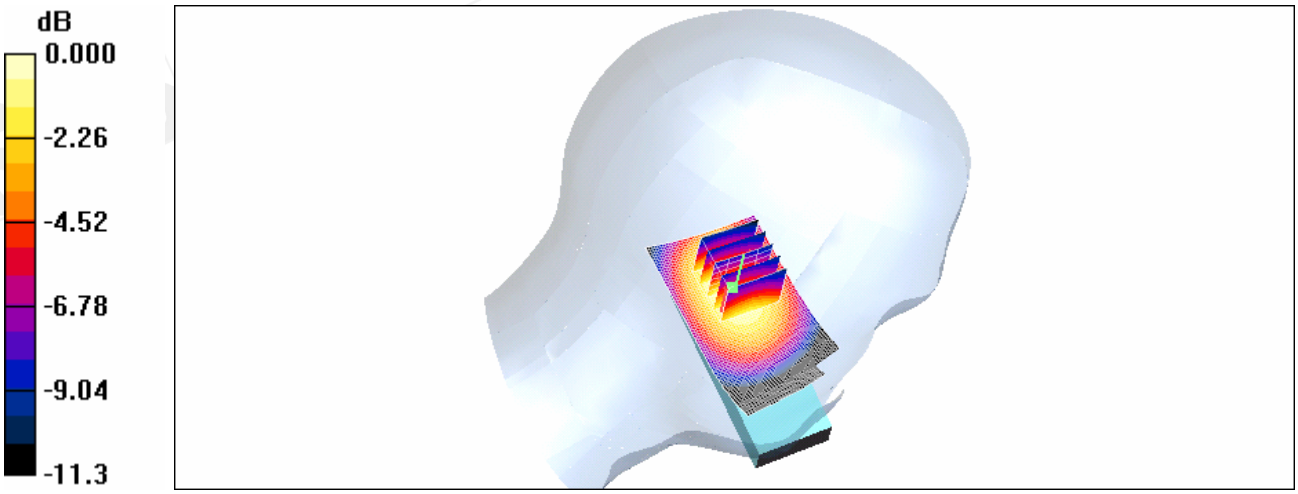

0 dB = 0.279mW/g

This document is issued by the Company subject to its General Conditions of Service which is available on request or accessible at www.sgs.com. Attention is drawn to the limitations of liability, indemnification and jurisdictional issues defined therein. Unless otherwise stated, the results shown in this test report refer only to the sample(s) tested. This document cannot be reproduced except in full, without prior approval of the Company. Any unauthorized alteration, forgery or falsification of the content or appearance of this report is unlawful and offenders may be prosecuted to the fullest extent of the law. 此報告是遵循本公司訂定之通用服務條款所製作發放，相關服務條款備索，或可在 www.sgs.com 中查閱，本公司之義務、免責、管轄權皆明確規範其中。除非另有說明，此報告結果僅對檢驗之樣品負責。本報告未經本公司書面許可，不可部份複製。對本報告內容或外觀之任何未經授權之變更、偽造、竄改皆屬非法，違犯者將會被依法追訴。

HEAD_LE_Tilt_CH251

DUT: CETECOM-HW76; Type: GSM 850; Serial: 356076008753642

Communication System: GSM 850; Frequency: 848.8 MHz;Duty Cycle: 1:8.3
Medium: Head 850 MHz Medium parameters used (interpolated): f = 848.8 MHz; σ = 0.889 mho/m; ε_r = 40.5; ρ = 1000 kg/m^3
Phantom section: Left Section

DASY4 Configuration:

- Probe: ET3DV6 - SN1759; ConvF(6.15, 6.15, 6.15); Calibrated: 2005/8/30 h
- Sensor-Surface: 4mm (Mechanical And Optical Surface Detection)
- Electronics: DAE3 Sn547; Calibrated: 2006/2/14
- Phantom: SAM 12; Type: SAM 4.0; Serial: TP:1150
- Measurement SW: DASY4, V4.6 Build 23; Postprocessing SW: SEMCAD, V1.8 Build 160

Left Tilt/Area Scan (41x81x1): Measurement grid: dx=15mm, dy=15mm
Maximum value of SAR (interpolated) = 0.296 mW/g

Left Tilt/Zoom Scan (5x5x7)/Cube 0: Measurement grid: dx=8mm, dy=8mm, dz=5mm
Reference Value = 17.7 V/m; Power Drift = -0.018 dB
Peak SAR (extrapolated) = 0.397 W/kg

SAR(1 g) = 0.281 mW/g; SAR(10 g) = 0.189 mW/g
Maximum value of SAR (measured) = 0.301 mW/g

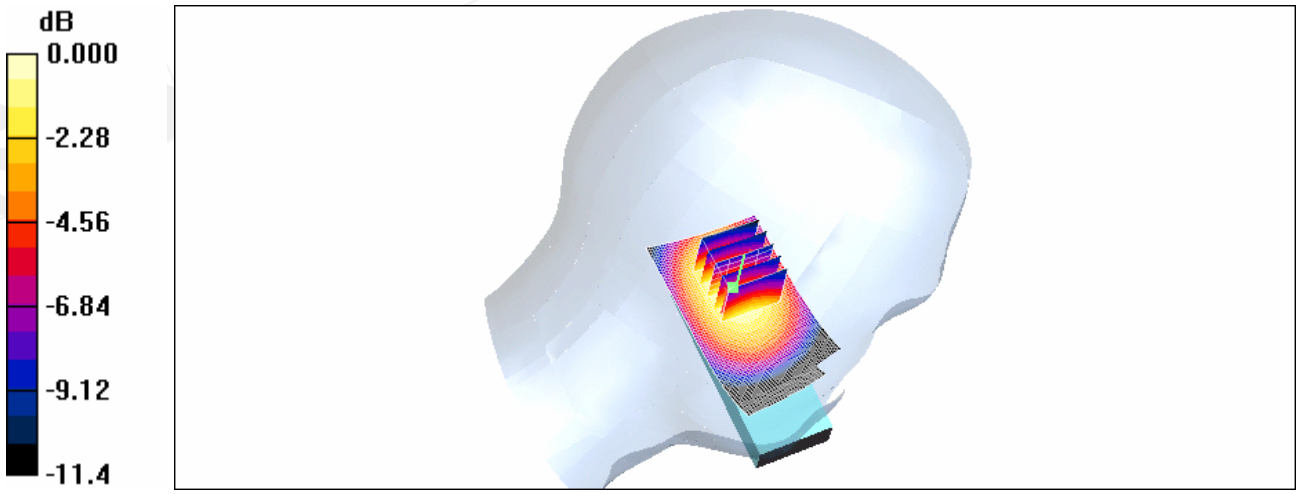

0 dB = 0.301mW/g

This document is issued by the Company subject to its General Conditions of Service which is available on request or accessible at www.sgs.com. Attention is drawn to the limitations of liability, indemnification and jurisdictional issues defined therein. Unless otherwise stated, the results shown in this test report refer only to the sample(s) tested. This document cannot be reproduced except in full, without prior approval of the Company. Any unauthorized alteration, forgery or falsification of the content or appearance of this report is unlawful and offenders may be prosecuted to the fullest extent of the law. 此報告是遵循本公司訂定之通用服務條款所製作發放，相關服務條款備索，或可在 www.sgs.com 中查閱，本公司之義務、免責、管轄權皆明確規範其中。除非另有說明，此報告結果僅對檢驗之樣品負責。本報告未經本公司書面許可，不可部份複製。對本報告內容或外觀之任何未經授權之變更、偽造、竄改皆屬非法，違犯者將會被依法追訴。

Body_CH128

DUT: CETECOM-HW76; Type: GSM 850; Serial: 356076008753642

Communication System: GSM 850; Frequency: 824.2 MHz;Duty Cycle: 1:4
Medium: Muscle 900 MHz Medium parameters used (interpolated): f = 824.2 MHz; σ = 0.946 mho/m; ε_r = 55; ρ = 1000 kg/m^3
Phantom section: Flat Section

DASY4 Configuration:

- Probe: ET3DV6 - SN1759; ConvF(5.93, 5.93, 5.93); Calibrated: 2005/8/30
- Sensor-Surface: 4mm (Mechanical And Optical Surface Detection)
- Electronics: DAE3 Sn547; Calibrated: 2006/4/28
- Phantom: SAM 12; Type: SAM 4.0; Serial: TP:1150
- Measurement SW: DASY4, V4.6 Build 23; Postprocessing SW: SEMCAD, V1.8 Build 160

Body/Area Scan (41x81x1): Measurement grid: dx=15mm, dy=15mm
Maximum value of SAR (interpolated) = 1.50 mW/g

Body/Zoom Scan (5x5x7)/Cube 0: Measurement grid: dx=8mm, dy=8mm, dz=5mm
Reference Value = 14.0 V/m; Power Drift = -0.005 dB
Peak SAR (extrapolated) = 1.72 W/kg

SAR(1 g) = 1.36 mW/g; SAR(10 g) = 0.987 mW/g
Maximum value of SAR (measured) = 1.41 mW/g



0 dB = 1.41mW/g

This document is issued by the Company subject to its General Conditions of Service which is available on request or accessible at www.sgs.com. Attention is drawn to the limitations of liability, indemnification and jurisdictional issues defined therein. Unless otherwise stated, the results shown in this test report refer only to the sample(s) tested. This document cannot be reproduced except in full, without prior approval of the Company. Any unauthorized alteration, forgery or falsification of the content or appearance of this report is unlawful and offenders may be prosecuted to the fullest extent of the law. 此報告是遵循本公司訂定之通用服務條款所製作發放，相關服務條款備索，或可在 www.sgs.com 中查閱，本公司之義務、免責、管轄權皆明確規範其中。除非另有說明，此報告結果僅對檢驗之樣品負責。本報告未經本公司書面許可，不可部份複製。對本報告內容或外觀之任何未經授權之變更、偽造、竄改皆屬非法，違犯者將會被依法追訴。

Body_CH190

DUT: CETECOM-HW76; Type: GSM 850; Serial: 356076008753642

Communication System: GSM 850; Frequency: 836.6 MHz;Duty Cycle: 1:4
Medium: Muscle 900 MHz Medium parameters used (interpolated): f = 836.6 MHz; σ = 0.957 mho/m; ε_r = 54.8; ρ = 1000 kg/m^3
Phantom section: Flat Section

DASY4 Configuration:

- Probe: ET3DV6 - SN1759; ConvF(5.93, 5.93, 5.93); Calibrated: 2005/8/30
- Sensor-Surface: 4mm (Mechanical And Optical Surface Detection)
- Electronics: DAE3 Sn547; Calibrated: 2006/4/28
- Phantom: SAM 12; Type: SAM 4.0; Serial: TP:1150
- Measurement SW: DASY4, V4.6 Build 23; Postprocessing SW: SEMCAD, V1.8 Build 160

Body/Area Scan (41x81x1): Measurement grid: dx=15mm, dy=15mm
Maximum value of SAR (interpolated) = 1.50 mW/g

Body/Zoom Scan (5x5x7)/Cube 0: Measurement grid: dx=8mm, dy=8mm, dz=5mm
Reference Value = 13.7 V/m; Power Drift = 0.026 dB
Peak SAR (extrapolated) = 1.78 W/kg

SAR(1 g) = 1.38 mW/g; SAR(10 g) = 0.995 mW/g
aximum value of SAR (measured) = 1.47 mW/g

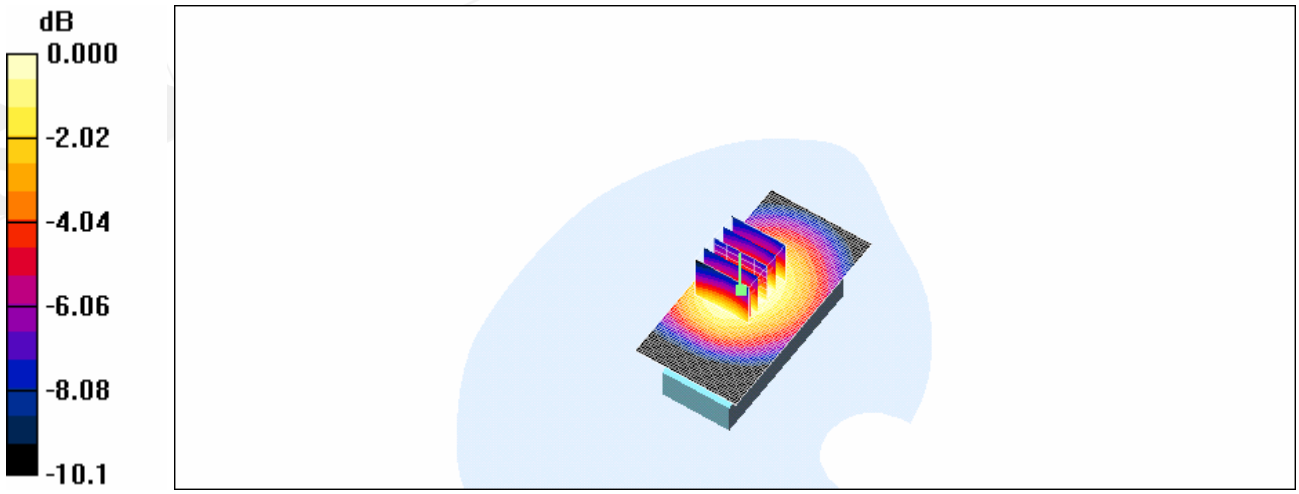

0 dB = 1.47mW/g

This document is issued by the Company subject to its General Conditions of Service which is available on request or accessible at www.sgs.com. Attention is drawn to the limitations of liability, indemnification and jurisdictional issues defined therein. Unless otherwise stated, the results shown in this test report refer only to the sample(s) tested. This document cannot be reproduced except in full, without prior approval of the Company. Any unauthorized alteration, forgery or falsification of the content or appearance of this report is unlawful and offenders may be prosecuted to the fullest extent of the law. 此報告是遵循本公司訂定之通用服務條款所製作發放，相關服務條款備索，或可在 www.sgs.com 中查閱，本公司之義務、免責、管轄權皆明確規範其中。除非另有說明，此報告結果僅對檢驗之樣品負責。本報告未經本公司書面許可，不可部份複製。對本報告內容或外觀之任何未經授權之變更、偽造、竄改皆屬非法，違犯者將會被依法追訴。

Body_CH251

DUT: CETECOM-HW76; Type: GSM 850; Serial: 356076008753642

Communication System: GSM 850; Frequency: 848.8 MHz;Duty Cycle: 1:4
Medium: Muscle 900 MHz Medium parameters used (interpolated): f = 848.8 MHz; σ = 0.967 mho/m; ε_r = 54.7; ρ = 1000 kg/m^3
Phantom section: Flat Section

DASY4 Configuration:

- Probe: ET3DV6 - SN1759; ConvF(5.93, 5.93, 5.93); Calibrated: 2005/8/30
- Sensor-Surface: 4mm (Mechanical And Optical Surface Detection)
- Electronics: DAE3 Sn547; Calibrated: 2006/4/28
- Phantom: SAM 12; Type: SAM 4.0; Serial: TP:1150
- Measurement SW: DASY4, V4.6 Build 23; Postprocessing SW: SEMCAD, V1.8 Build 160

Body/Area Scan (41x81x1): Measurement grid: dx=15mm, dy=15mm
Maximum value of SAR (interpolated) = 1.62 mW/g

Body/Zoom Scan (5x5x7)/Cube 0: Measurement grid: dx=8mm, dy=8mm, dz=5mm
Reference Value = 15.3 V/m; Power Drift = 0.138 dB
Peak SAR (extrapolated) = 1.93 W/kg

SAR(1 g) = 1.48 mW/g; SAR(10 g) = 1.06 mW/g
Maximum value of SAR (measured) = 1.58 mW/g



0 dB = 1.58mW/g

This document is issued by the Company subject to its General Conditions of Service which is available on request or accessible at www.sgs.com. Attention is drawn to the limitations of liability, indemnification and jurisdictional issues defined therein. Unless otherwise stated, the results shown in this test report refer only to the sample(s) tested. This document cannot be reproduced except in full, without prior approval of the Company. Any unauthorized alteration, forgery or falsification of the content or appearance of this report is unlawful and offenders may be prosecuted to the fullest extent of the law. 此報告是遵循本公司訂定之通用服務條款所製作發放，相關服務條款備索，或可在 www.sgs.com 中查閱，本公司之義務、免責、管轄權皆明確規範其中。除非另有說明，此報告結果僅對檢驗之樣品負責。本報告未經本公司書面許可，不可部份複製。對本報告內容或外觀之任何未經授權之變更、偽造、竄改皆屬非法，違犯者將會被依法追訴。

HEAD_RE_Cheek_CH512

DUT: CETECOM-HW76; Type: GSM 1900; Serial: 356076008753642

Communication System: GSM 1900; Frequency: 1850.2 MHz;Duty Cycle: 1:8.3
Medium: Head 1900MHz Medium parameters used: f = 1851 MHz; σ = 1.36 mho/m; ε_r = 39.2; ρ = 1000 kg/m^3
Phantom section: Right Section

DASY4 Configuration:

- Probe: ET3DV6 - SN1759; ConvF(5.11, 5.11, 5.11); Calibrated: 2005/8/30
- Sensor-Surface: 4mm (Mechanical And Optical Surface Detection)
- Electronics: DAE3 Sn547; Calibrated: 2006/2/14
- Phantom: SAM 12; Type: SAM 4.0; Serial: TP:1150
- Measurement SW: DASY4, V4.6 Build 23; Postprocessing SW: SEMCAD, V1.8 Build 160

Right Cheek/Area Scan (41x81x1): Measurement grid: dx=15mm, dy=15mm
Maximum value of SAR (interpolated) = 0.337 mW/g

Right Cheek/Zoom Scan (5x5x7)/Cube 0: Measurement grid: dx=8mm, dy=8mm, dz=5mm
Reference Value = 13.0 V/m; Power Drift = -0.011 dB
Peak SAR (extrapolated) = 0.411 W/kg

SAR(1 g) = 0.303 mW/g; SAR(10 g) = 0.188 mW/g
Maximum value of SAR (measured) = 0.330 mW/g



0 dB = 0.330mW/g

This document is issued by the Company subject to its General Conditions of Service which is available on request or accessible at www.sgs.com. Attention is drawn to the limitations of liability, indemnification and jurisdictional issues defined therein. Unless otherwise stated, the results shown in this test report refer only to the sample(s) tested. This document cannot be reproduced except in full, without prior approval of the Company. Any unauthorized alteration, forgery or falsification of the content or appearance of this report is unlawful and offenders may be prosecuted to the fullest extent of the law. 此報告是遵循本公司訂定之通用服務條款所製作發放，相關服務條款備索，或可在 www.sgs.com 中查閱，本公司之義務、免責、管轄權皆明確規範其中。除非另有說明，此報告結果僅對檢驗之樣品負責。本報告未經本公司書面許可，不可部份複製。對本報告內容或外觀之任何未經授權之變更、偽造、竄改皆屬非法，違犯者將會被依法追訴。

HEAD_RE_Cheek_CH661

DUT: CETECOM-HW76; Type: GSM 1900; Serial: 356076008753642

Communication System: GSM 1900; Frequency: 1880 MHz;Duty Cycle: 1:8.3
Medium: Head 1900MHz Medium parameters used (interpolated): f = 1880 MHz; σ = 1.41 mho/m; ε_r = 39.3; ρ = 1000 kg/m^3
Phantom section: Right Section

DASY4 Configuration:

- Probe: ET3DV6 - SN1759; ConvF(5.11, 5.11, 5.11); Calibrated: 2005/8/30
- Sensor-Surface: 4mm (Mechanical And Optical Surface Detection)
- Electronics: DAE3 Sn547; Calibrated: 2006/2/14
- Phantom: SAM 12; Type: SAM 4.0; Serial: TP:1150
- Measurement SW: DASY4, V4.6 Build 23; Postprocessing SW: SEMCAD, V1.8 Build 160

Righ Cheek/Area Scan (41x81x1): Measurement grid: dx=15mm, dy=15mm
Maximum value of SAR (interpolated) = 0.380 mW/g

Right Cheek/Zoom Scan (5x5x7)/Cube 0: Measurement grid: dx=8mm, dy=8mm, dz=5mm
Reference Value = 14.1 V/m; Power Drift = 0.023 dB
Peak SAR (extrapolated) = 0.461 W/kg

SAR(1 g) = 0.343 mW/g; SAR(10 g) = 0.212 mW/g
Maximum value of SAR (measured) = 0.373 mW/g

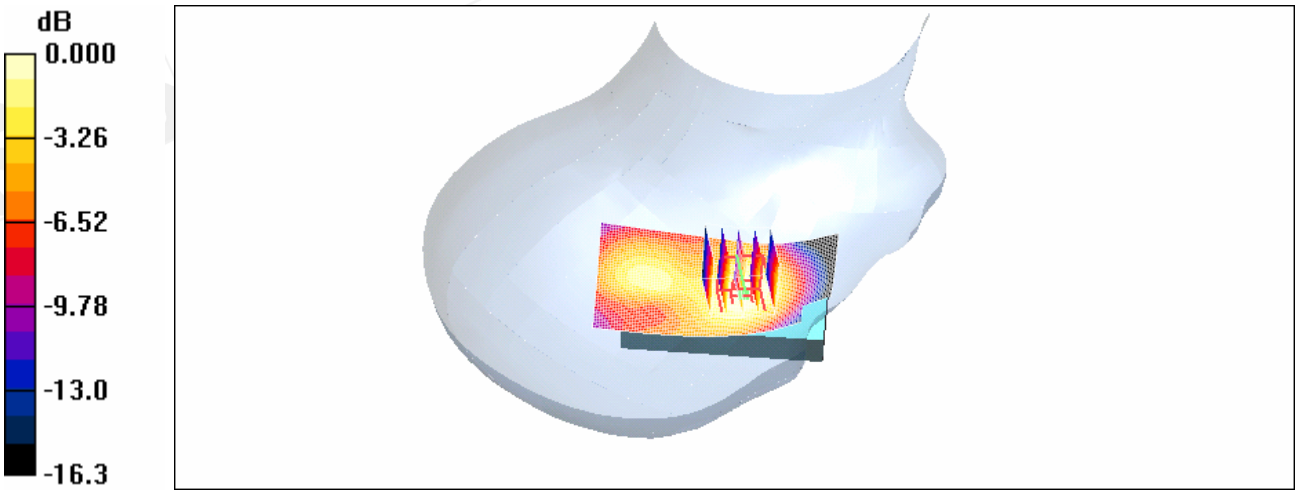

0 dB = 0.373mW/g

This document is issued by the Company subject to its General Conditions of Service which is available on request or accessible at www.sgs.com. Attention is drawn to the limitations of liability, indemnification and jurisdictional issues defined therein. Unless otherwise stated, the results shown in this test report refer only to the sample(s) tested. This document cannot be reproduced except in full, without prior approval of the Company. Any unauthorized alteration, forgery or falsification of the content or appearance of this report is unlawful and offenders may be prosecuted to the fullest extent of the law. 此報告是遵循本公司訂定之通用服務條款所製作發放，相關服務條款備索，或可在 www.sgs.com 中查閱，本公司之義務、免責、管轄權皆明確規範其中。除非另有說明，此報告結果僅對檢驗之樣品負責。本報告未經本公司書面許可，不可部份複製。對本報告內容或外觀之任何未經授權之變更、偽造、竄改皆屬非法，違犯者將會被依法追訴。

HEAD_RE_Cheek_CH810

DUT: CETECOM-HW76; Type: GSM 1900; Serial: 356076008753642

Communication System: GSM 1900; Frequency: 1909.8 MHz;Duty Cycle: 1:8.3
Medium: Head 1900MHz Medium parameters used (interpolated): f = 1909.8 MHz; σ = 1.45 mho/m; ε_r = 39.5; ρ = 1000 kg/m^3
Phantom section: Right Section

DASY4 Configuration:

- Probe: ET3DV6 - SN1759; ConvF(5.11, 5.11, 5.11); Calibrated: 2005/8/30
- Sensor-Surface: 4mm (Mechanical And Optical Surface Detection)
- Electronics: DAE3 Sn547; Calibrated: 2006/2/14
- Phantom: SAM 12; Type: SAM 4.0; Serial: TP:1150
- Measurement SW: DASY4, V4.6 Build 23; Postprocessing SW: SEMCAD, V1.8 Build 160

Right Cheek/Area Scan (41x81x1): Measurement grid: dx=15mm, dy=15mm
Maximum value of SAR (interpolated) = 0.360 mW/g

Right Cheek/Zoom Scan (5x5x7)/Cube 0: Measurement grid: dx=8mm, dy=8mm, dz=5mm
Reference Value = 14.2 V/m; Power Drift = -0.069 dB
Peak SAR (extrapolated) = 0.441 W/kg

SAR(1 g) = 0.324 mW/g; SAR(10 g) = 0.200 mW/g
Maximum value of SAR (measured) = 0.352 mW/g

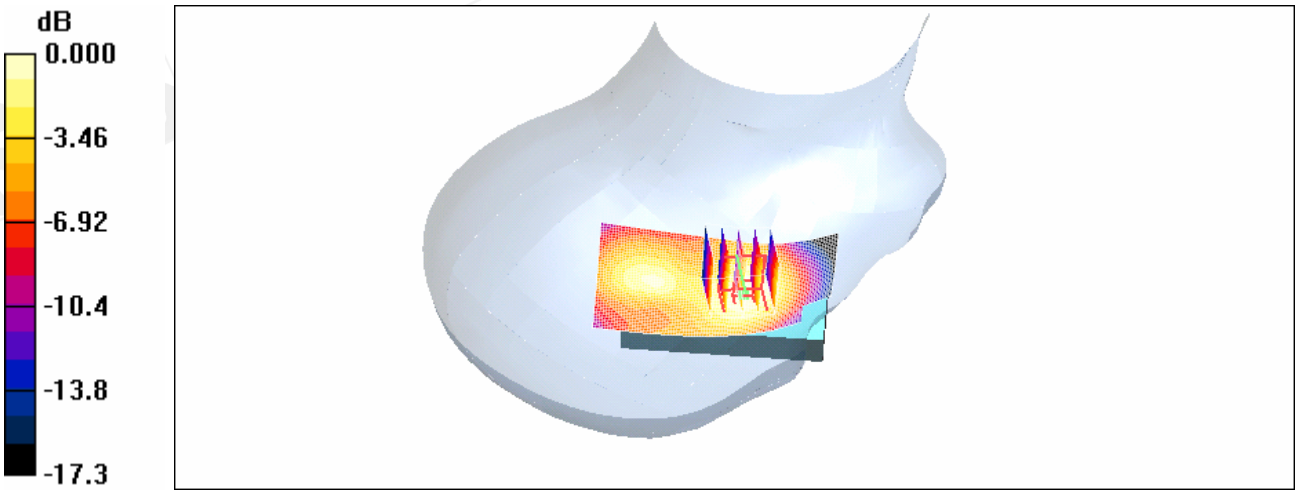

0 dB = 0.352mW/g

This document is issued by the Company subject to its General Conditions of Service which is available on request or accessible at www.sgs.com. Attention is drawn to the limitations of liability, indemnification and jurisdictional issues defined therein. Unless otherwise stated, the results shown in this test report refer only to the sample(s) tested. This document cannot be reproduced except in full, without prior approval of the Company. Any unauthorized alteration, forgery or falsification of the content or appearance of this report is unlawful and offenders may be prosecuted to the fullest extent of the law. 此報告是遵循本公司訂定之通用服務條款所製作發放，相關服務條款備索，或可在 www.sgs.com 中查閱，本公司之義務、免責、管轄權皆明確規範其中。除非另有說明，此報告結果僅對檢驗之樣品負責。本報告未經本公司書面許可，不可部份複製。對本報告內容或外觀之任何未經授權之變更、偽造、竄改皆屬非法，違犯者將會被依法追訴。

HEAD_LE_Cheek_CH512

DUT: CETECOM-HW76; Type: GSM 1900; Serial: 356076008753642

Communication System: GSM 1900; Frequency: 1850.2 MHz;Duty Cycle: 1:8.3
Medium: Head 1900MHz Medium parameters used: f = 1851 MHz; σ = 1.36 mho/m; ε_r = 39.2; ρ = 1000 kg/m^3
Phantom section: Left Section

DASY4 Configuration:

- Probe: ET3DV6 - SN1759; ConvF(5.11, 5.11, 5.11); Calibrated: 2005/8/30
- Sensor-Surface: 4mm (Mechanical And Optical Surface Detection)
- Electronics: DAE3 Sn547; Calibrated: 2006/2/14
- Phantom: SAM 12; Type: SAM 4.0; Serial: TP:1150
- Measurement SW: DASY4, V4.6 Build 23; Postprocessing SW: SEMCAD, V1.8 Build 160

Left Cheek/Area Scan (41x81x1): Measurement grid: dx=15mm, dy=15mm
Maximum value of SAR (interpolated) = 0.319 mW/g

Left Cheek/Zoom Scan (5x5x7)/Cube 0: Measurement grid: dx=8mm, dy=8mm, dz=5mm
Reference Value = 12.8 V/m; Power Drift = -0.047 dB
Peak SAR (extrapolated) = 0.467 W/kg

SAR(1 g) = 0.273 mW/g; SAR(10 g) = 0.147 mW/g
Maximum value of SAR (measured) = 0.303 mW/g

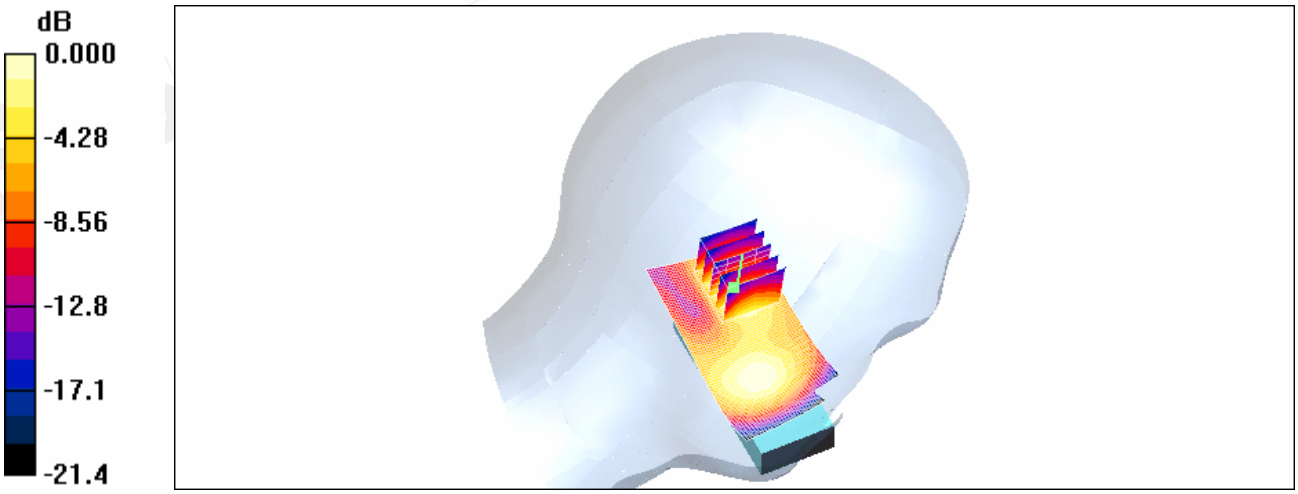

0 dB = 0.303mW/g

This document is issued by the Company subject to its General Conditions of Service which is available on request or accessible at www.sgs.com. Attention is drawn to the limitations of liability, indemnification and jurisdictional issues defined therein. Unless otherwise stated, the results shown in this test report refer only to the sample(s) tested. This document cannot be reproduced except in full, without prior approval of the Company. Any unauthorized alteration, forgery or falsification of the content or appearance of this report is unlawful and offenders may be prosecuted to the fullest extent of the law. 此報告是遵循本公司訂定之通用服務條款所製作發放，相關服務條款備索，或可在 www.sgs.com 中查閱，本公司之義務、免責、管轄權皆明確規範其中。除非另有說明，此報告結果僅對檢驗之樣品負責。本報告未經本公司書面許可，不可部份複製。對本報告內容或外觀之任何未經授權之變更、偽造、竄改皆屬非法，違犯者將會被依法追訴。

HEAD_LE_Cheek_CH661

DUT: CETECOM-HW76; Type: GSM 1900; Serial: 356076008753642

Communication System: GSM 1900; Frequency: 1880 MHz;Duty Cycle: 1:8.3
Medium: Head 1900MHz Medium parameters used (interpolated): f = 1880 MHz; σ = 1.41 mho/m; ε_r = 39.3; ρ = 1000 kg/m^3
Phantom section: Left Section

DASY4 Configuration:

- Probe: ET3DV6 - SN1759; ConvF(5.11, 5.11, 5.11); Calibrated: 2005/8/30
- Sensor-Surface: 4mm (Mechanical And Optical Surface Detection)
- Electronics: DAE3 Sn547; Calibrated: 2006/2/14
- Phantom: SAM 12; Type: SAM 4.0; Serial: TP:1150
- Measurement SW: DASY4, V4.6 Build 23; Postprocessing SW: SEMCAD, V1.8 Build 160

Left Cheek/Area Scan (41x81x1): Measurement grid: dx=15mm, dy=15mm
Maximum value of SAR (interpolated) = 0.389 mW/g

Left Cheek/Zoom Scan (5x5x7)/Cube 0: Measurement grid: dx=8mm, dy=8mm, dz=5mm
Reference Value = 14.0 V/m; Power Drift = -0.099 dB
Peak SAR (extrapolated) = 0.535 W/kg

SAR(1 g) = 0.318 mW/g; SAR(10 g) = 0.174 mW/g
Maximum value of SAR (measured) = 0.352 mW/g

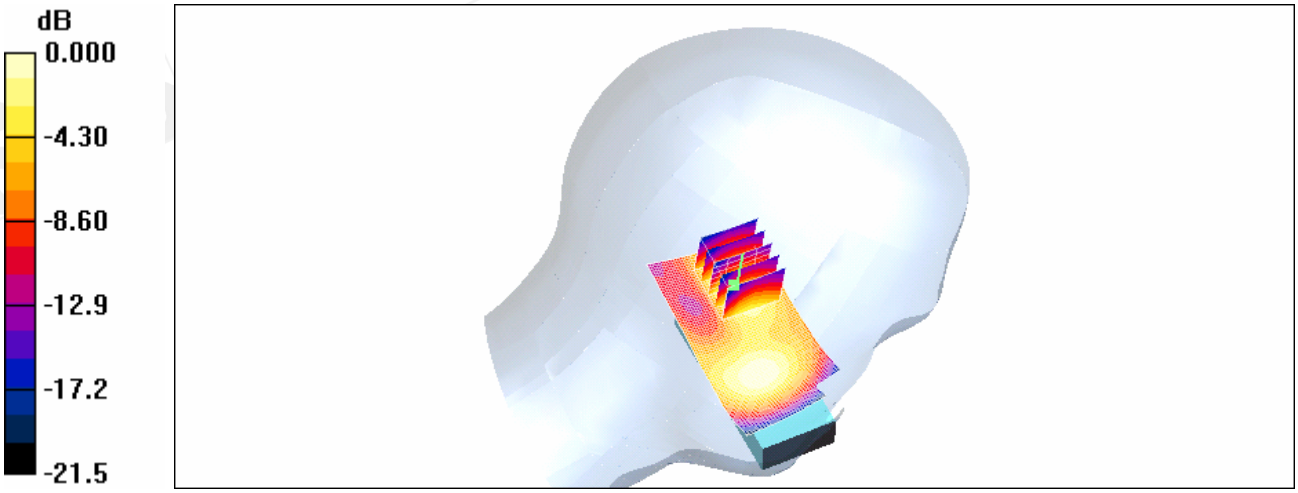

0 dB = 0.352mW/g

This document is issued by the Company subject to its General Conditions of Service which is available on request or accessible at www.sgs.com. Attention is drawn to the limitations of liability, indemnification and jurisdictional issues defined therein. Unless otherwise stated, the results shown in this test report refer only to the sample(s) tested. This document cannot be reproduced except in full, without prior approval of the Company. Any unauthorized alteration, forgery or falsification of the content or appearance of this report is unlawful and offenders may be prosecuted to the fullest extent of the law. 此報告是遵循本公司訂定之通用服務條款所製作發放，相關服務條款備索，或可在 www.sgs.com 中查閱，本公司之義務、免責、管轄權皆明確規範其中。除非另有說明，此報告結果僅對檢驗之樣品負責。本報告未經本公司書面許可，不可部份複製。對本報告內容或外觀之任何未經授權之變更、偽造、竄改皆屬非法，違犯者將會被依法追訴。

HEAD_LE_Cheek_CH810

DUT: CETECOM-HW76; Type: GSM 1900; Serial: 356076008753642

Communication System: GSM 1900; Frequency: 1909.8 MHz;Duty Cycle: 1:8.3
Medium: Head 1900MHz Medium parameters used (interpolated): f = 1909.8 MHz; σ = 1.45 mho/m; ε_r = 39.5; ρ = 1000 kg/m^3
Phantom section: Left Section

DASY4 Configuration:

- Probe: ET3DV6 - SN1759; ConvF(5.11, 5.11, 5.11); Calibrated: 2005/8/30
- Sensor-Surface: 4mm (Mechanical And Optical Surface Detection)
- Electronics: DAE3 Sn547; Calibrated: 2006/2/14
- Phantom: SAM 12; Type: SAM 4.0; Serial: TP:1150
- Measurement SW: DASY4, V4.6 Build 23; Postprocessing SW: SEMCAD, V1.8 Build 160

Left Cheek/Area Scan (41x81x1): Measurement grid: dx=15mm, dy=15mm
Maximum value of SAR (interpolated) = 0.383 mW/g

Left Cheek/Zoom Scan (5x5x7)/Cube 0: Measurement grid: dx=8mm, dy=8mm, dz=5mm
Reference Value = 14.0 V/m; Power Drift = -0.107 dB
Peak SAR (extrapolated) = 0.516 W/kg

SAR(1 g) = 0.312 mW/g; SAR(10 g) = 0.171 mW/g
Maximum value of SAR (measured) = 0.344 mW/g

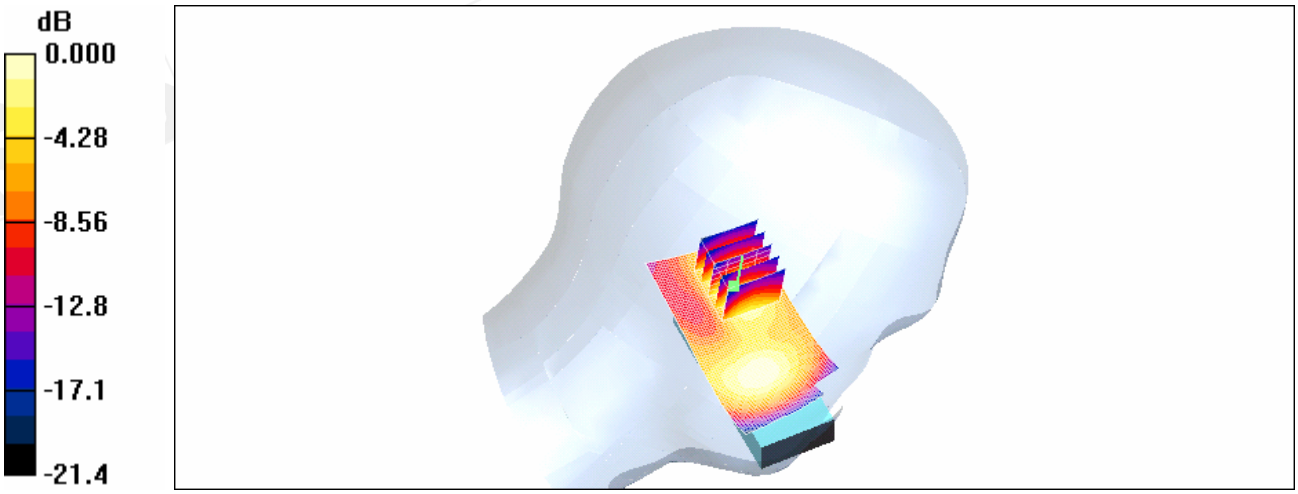

0 dB = 0.344mW/g

This document is issued by the Company subject to its General Conditions of Service which is available on request or accessible at www.sgs.com. Attention is drawn to the limitations of liability, indemnification and jurisdictional issues defined therein. Unless otherwise stated, the results shown in this test report refer only to the sample(s) tested. This document cannot be reproduced except in full, without prior approval of the Company. Any unauthorized alteration, forgery or falsification of the content or appearance of this report is unlawful and offenders may be prosecuted to the fullest extent of the law. 此報告是遵循本公司訂定之通用服務條款所製作發放，相關服務條款備索，或可在 www.sgs.com 中查閱，本公司之義務、免責、管轄權皆明確規範其中。除非另有說明，此報告結果僅對檢驗之樣品負責。本報告未經本公司書面許可，不可部份複製。對本報告內容或外觀之任何未經授權之變更、偽造、竄改皆屬非法，違犯者將會被依法追訴。

HEAD_RE_Tilt_CH512

DUT: CETECOM-HW76; Type: GSM 1900; Serial: 356076008753642

Communication System: GSM 1900; Frequency: 1850.2 MHz;Duty Cycle: 1:8.3
Medium: Head 1900MHz Medium parameters used: f = 1851 MHz; σ = 1.36 mho/m; ε_r = 39.2; ρ = 1000 kg/m^3
Phantom section: Right Section

DASY4 Configuration:

- Probe: ET3DV6 - SN1759; ConvF(5.11, 5.11, 5.11); Calibrated: 2005/8/30
- Sensor-Surface: 4mm (Mechanical And Optical Surface Detection)
- Electronics: DAE3 Sn547; Calibrated: 2006/2/14
- Phantom: SAM 12; Type: SAM 4.0; Serial: TP:1150
- Measurement SW: DASY4, V4.6 Build 23; Postprocessing SW: SEMCAD, V1.8 Build 160

Right Tilt/Area Scan (41x81x1): Measurement grid: dx=15mm, dy=15mm
Maximum value of SAR (interpolated) = 0.247 mW/g

Right Tilt/Zoom Scan (5x5x7)/Cube 0: Measurement grid: dx=8mm, dy=8mm, dz=5mm
Reference Value = 13.2 V/m; Power Drift = -0.004 dB
Peak SAR (extrapolated) = 0.373 W/kg

SAR(1 g) = 0.214 mW/g; SAR(10 g) = 0.115 mW/g
Maximum value of SAR (measured) = 0.231 mW/g



0 dB = 0.231mW/g

This document is issued by the Company subject to its General Conditions of Service which is available on request or accessible at www.sgs.com. Attention is drawn to the limitations of liability, indemnification and jurisdictional issues defined therein. Unless otherwise stated, the results shown in this test report refer only to the sample(s) tested. This document cannot be reproduced except in full, without prior approval of the Company. Any unauthorized alteration, forgery or falsification of the content or appearance of this report is unlawful and offenders may be prosecuted to the fullest extent of the law. 此報告是遵循本公司訂定之通用服務條款所製作發放，相關服務條款備索，或可在 www.sgs.com 中查閱，本公司之義務、免責、管轄權皆明確規範其中。除非另有說明，此報告結果僅對檢驗之樣品負責。本報告未經本公司書面許可，不可部份複製。對本報告內容或外觀之任何未經授權之變更、偽造、竄改皆屬非法，違犯者將會被依法追訴。

HEAD_RE_Tilt_CH661

DUT: CETECOM-HW76; Type: GSM 1900; Serial: 356076008753642

Communication System: GSM 1900; Frequency: 1880 MHz;Duty Cycle: 1:8.3
Medium: Head 1900MHz Medium parameters used (interpolated): f = 1880 MHz; σ = 1.41 mho/m; ε_r = 39.3; ρ = 1000 kg/m^3
Phantom section: Right Section

DASY4 Configuration:

- Probe: ET3DV6 - SN1759; ConvF(5.11, 5.11, 5.11); Calibrated: 2005/8/30
- Sensor-Surface: 4mm (Mechanical And Optical Surface Detection)
- Electronics: DAE3 Sn547; Calibrated: 2006/2/14
- Phantom: SAM 12; Type: SAM 4.0; Serial: TP:1150
- Measurement SW: DASY4, V4.6 Build 23; Postprocessing SW: SEMCAD, V1.8 Build 160

Right Tilt/Area Scan (41x81x1): Measurement grid: dx=15mm, dy=15mm
Maximum value of SAR (interpolated) = 0.279 mW/g

Right Tilt/Zoom Scan (5x5x7)/Cube 0: Measurement grid: dx=8mm, dy=8mm, dz=5mm
Reference Value = 14.1 V/m; Power Drift = 0.028 dB
Peak SAR (extrapolated) = 0.422 W/kg

SAR(1 g) = 0.241 mW/g; SAR(10 g) = 0.129 mW/g
Maximum value of SAR (measured) = 0.263 mW/g



0 dB = 0.263mW/g

This document is issued by the Company subject to its General Conditions of Service which is available on request or accessible at www.sgs.com. Attention is drawn to the limitations of liability, indemnification and jurisdictional issues defined therein. Unless otherwise stated, the results shown in this test report refer only to the sample(s) tested. This document cannot be reproduced except in full, without prior approval of the Company. Any unauthorized alteration, forgery or falsification of the content or appearance of this report is unlawful and offenders may be prosecuted to the fullest extent of the law. 此報告是遵循本公司訂定之通用服務條款所製作發放，相關服務條款備索，或可在 www.sgs.com 中查閱，本公司之義務、免責、管轄權皆明確規範其中。除非另有說明，此報告結果僅對檢驗之樣品負責。本報告未經本公司書面許可，不可部份複製。對本報告內容或外觀之任何未經授權之變更、偽造、竄改皆屬非法，違犯者將會被依法追訴。

HEAD_RE_Tilt_CH810

DUT: CETECOM-HW76; Type: GSM 1900; Serial: 356076008753642

Communication System: GSM 1900; Frequency: 1909.8 MHz;Duty Cycle: 1:8.3
Medium: Head 1900MHz Medium parameters used (interpolated): f = 1909.8 MHz; σ = 1.45 mho/m; ε_r = 39.5; ρ = 1000 kg/m^3
Phantom section: Right Section

DASY4 Configuration:

- Probe: ET3DV6 - SN1759; ConvF(5.11, 5.11, 5.11); Calibrated: 2005/8/30
- Sensor-Surface: 4mm (Mechanical And Optical Surface Detection)
- Electronics: DAE3 Sn547; Calibrated: 2006/2/14
- Phantom: SAM 12; Type: SAM 4.0; Serial: TP:1150
- Measurement SW: DASY4, V4.6 Build 23; Postprocessing SW: SEMCAD, V1.8 Build 160

Right Tilt/Area Scan (41x81x1): Measurement grid: dx=15mm, dy=15mm
Maximum value of SAR (interpolated) = 0.263 mW/g

Right Tilt/Zoom Scan (5x5x7)/Cube 0: Measurement grid: dx=8mm, dy=8mm, dz=5mm
Reference Value = 13.6 V/m; Power Drift = -0.041 dB
Peak SAR (extrapolated) = 0.392 W/kg

SAR(1 g) = 0.222 mW/g; SAR(10 g) = 0.119 mW/g
Maximum value of SAR (measured) = 0.237 mW/g



0 dB = 0.237mW/g

This document is issued by the Company subject to its General Conditions of Service which is available on request or accessible at www.sgs.com. Attention is drawn to the limitations of liability, indemnification and jurisdictional issues defined therein. Unless otherwise stated, the results shown in this test report refer only to the sample(s) tested. This document cannot be reproduced except in full, without prior approval of the Company. Any unauthorized alteration, forgery or falsification of the content or appearance of this report is unlawful and offenders may be prosecuted to the fullest extent of the law. 此報告是遵循本公司訂定之通用服務條款所製作發放，相關服務條款備索，或可在 www.sgs.com 中查閱，本公司之義務、免責、管轄權皆明確規範其中。除非另有說明，此報告結果僅對檢驗之樣品負責。本報告未經本公司書面許可，不可部份複製。對本報告內容或外觀之任何未經授權之變更、偽造、竄改皆屬非法，違犯者將會被依法追訴。

HEAD_LE_Tilt_CH512

DUT: CETECOM-HW76; Type: GSM 1900; Serial: 356076008753642

Communication System: GSM 1900; Frequency: 1850.2 MHz;Duty Cycle: 1:8.3
Medium: Head 1900MHz Medium parameters used: f = 1851 MHz; σ = 1.36 mho/m; ε_r = 39.2; ρ = 1000 kg/m^3
Phantom section: Left Section

DASY4 Configuration:

- Probe: ET3DV6 - SN1759; ConvF(5.11, 5.11, 5.11); Calibrated: 2005/8/30
- Sensor-Surface: 4mm (Mechanical And Optical Surface Detection)
- Electronics: DAE3 Sn547; Calibrated: 2006/2/14
- Phantom: SAM 12; Type: SAM 4.0; Serial: TP:1150
- Measurement SW: DASY4, V4.6 Build 23; Postprocessing SW: SEMCAD, V1.8 Build 160

Left Tilt/Area Scan (41x81x1): Measurement grid: dx=15mm, dy=15mm
Maximum value of SAR (interpolated) = 0.334 mW/g

Left Tilt/Zoom Scan (5x5x7)/Cube 0: Measurement grid: dx=8mm, dy=8mm, dz=5mm
Reference Value = 14.1 V/m; Power Drift = -0.080 dB
Peak SAR (extrapolated) = 0.506 W/kg

SAR(1 g) = 0.287 mW/g; SAR(10 g) = 0.149 mW/g
Maximum value of SAR (measured) = 0.314 mW/g

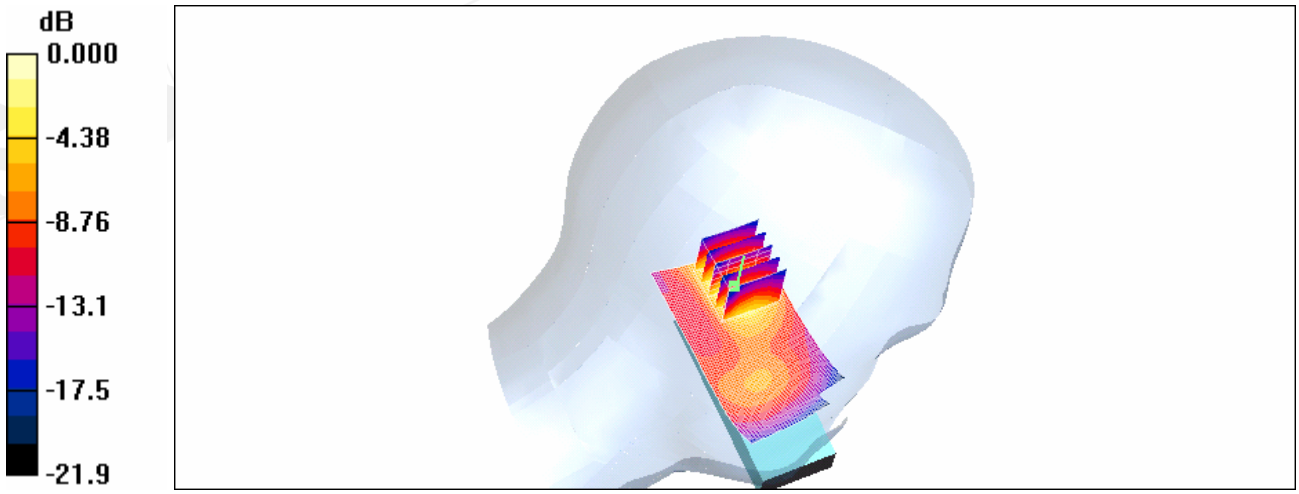

0 dB = 0.314mW/g

This document is issued by the Company subject to its General Conditions of Service which is available on request or accessible at www.sgs.com. Attention is drawn to the limitations of liability, indemnification and jurisdictional issues defined therein. Unless otherwise stated, the results shown in this test report refer only to the sample(s) tested. This document cannot be reproduced except in full, without prior approval of the Company. Any unauthorized alteration, forgery or falsification of the content or appearance of this report is unlawful and offenders may be prosecuted to the fullest extent of the law. 此報告是遵循本公司訂定之通用服務條款所製作發放，相關服務條款備索，或可在 www.sgs.com 中查閱，本公司之義務、免責、管轄權皆明確規範其中。除非另有說明，此報告結果僅對檢驗之樣品負責。本報告未經本公司書面許可，不可部份複製。對本報告內容或外觀之任何未經授權之變更、偽造、竄改皆屬非法，違犯者將會被依法追訴。

HEAD_LE_Tilt_CH661

DUT: CETECOM-HW76; Type: GSM 1900; Serial: 356076008753642

Communication System: GSM 1900; Frequency: 1880 MHz;Duty Cycle: 1:8.3
Medium: Head 1900MHz Medium parameters used (interpolated): f = 1880 MHz; σ = 1.41 mho/m; ε_r = 39.3; ρ = 1000 kg/m^3
Phantom section: Left Section

DASY4 Configuration:

- Probe: ET3DV6 - SN1759; ConvF(5.11, 5.11, 5.11); Calibrated: 2005/8/30
- Sensor-Surface: 4mm (Mechanical And Optical Surface Detection)
- Electronics: DAE3 Sn547; Calibrated: 2006/2/14
- Phantom: SAM 12; Type: SAM 4.0; Serial: TP:1150
- Measurement SW: DASY4, V4.6 Build 23; Postprocessing SW: SEMCAD, V1.8 Build 160

Left Tilt/Area Scan (41x81x1): Measurement grid: dx=15mm, dy=15mm
Maximum value of SAR (interpolated) = 0.389 mW/g

Left Tilt/Zoom Scan (5x5x7)/Cube 0: Measurement grid: dx=8mm, dy=8mm, dz=5mm
Reference Value = 15.0 V/m; Power Drift = -0.011 dB
Peak SAR (extrapolated) = 0.587 W/kg

SAR(1 g) = 0.323 mW/g; SAR(10 g) = 0.167 mW/g
Maximum value of SAR (measured) = 0.358 mW/g

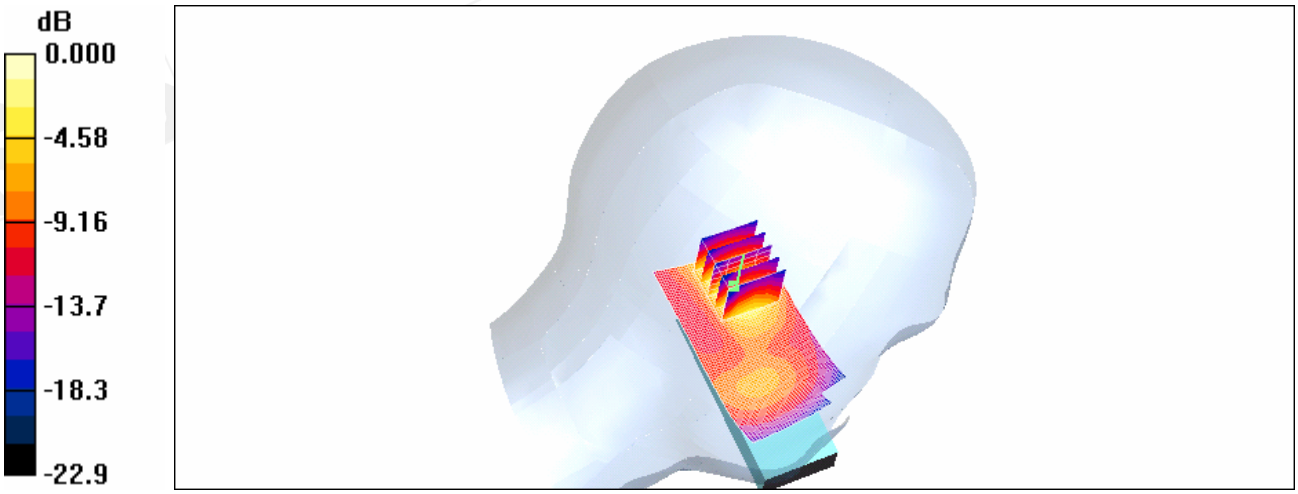

0 dB = 0.358mW/g

This document is issued by the Company subject to its General Conditions of Service which is available on request or accessible at www.sgs.com. Attention is drawn to the limitations of liability, indemnification and jurisdictional issues defined therein. Unless otherwise stated, the results shown in this test report refer only to the sample(s) tested. This document cannot be reproduced except in full, without prior approval of the Company. Any unauthorized alteration, forgery or falsification of the content or appearance of this report is unlawful and offenders may be prosecuted to the fullest extent of the law. 此報告是遵循本公司訂定之通用服務條款所製作發放，相關服務條款備索，或可在 www.sgs.com 中查閱，本公司之義務、免責、管轄權皆明確規範其中。除非另有說明，此報告結果僅對檢驗之樣品負責。本報告未經本公司書面許可，不可部份複製。對本報告內容或外觀之任何未經授權之變更、偽造、竄改皆屬非法，違犯者將會被依法追訴。

HEAD_LE_Tilt_CH810

DUT: CETECOM-HW76; Type: GSM 1900; Serial: 356076008753642

Communication System: GSM 1900; Frequency: 1909.8 MHz;Duty Cycle: 1:8.3
Medium: Head 1900MHz Medium parameters used (interpolated): f = 1909.8 MHz; σ = 1.45 mho/m; ε_r = 39.5; ρ = 1000 kg/m^3
Phantom section: Left Section

DASY4 Configuration:

- Probe: ET3DV6 - SN1759; ConvF(5.11, 5.11, 5.11); Calibrated: 2005/8/30
- Sensor-Surface: 4mm (Mechanical And Optical Surface Detection)
- Electronics: DAE3 Sn547; Calibrated: 2006/2/14
- Phantom: SAM 12; Type: SAM 4.0; Serial: TP:1150
- Measurement SW: DASY4, V4.6 Build 23; Postprocessing SW: SEMCAD, V1.8 Build 160

Left Tilt/Area Scan (41x81x1): Measurement grid: dx=15mm, dy=15mm
Maximum value of SAR (interpolated) = 0.368 mW/g

Left Tilt/Zoom Scan (5x5x7)/Cube 0: Measurement grid: dx=8mm, dy=8mm, dz=5mm
Reference Value = 14.5 V/m; Power Drift = -0.102 dB
Peak SAR (extrapolated) = 0.530 W/kg

SAR(1 g) = 0.292 mW/g; SAR(10 g) = 0.152 mW/g
Maximum value of SAR (measured) = 0.317 mW/g

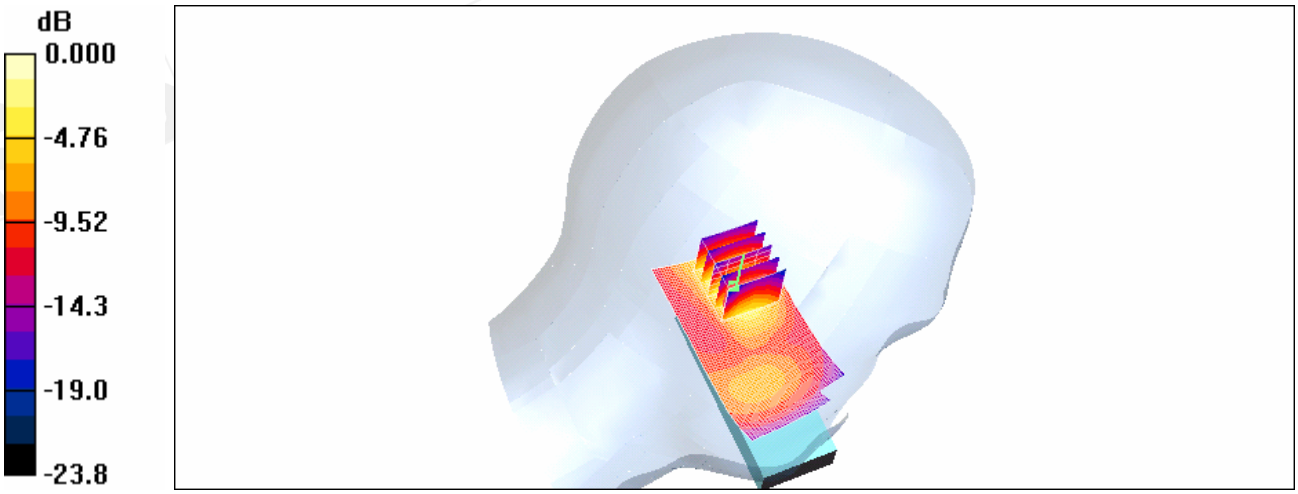

0 dB = 0.317mW/g

This document is issued by the Company subject to its General Conditions of Service which is available on request or accessible at www.sgs.com. Attention is drawn to the limitations of liability, indemnification and jurisdictional issues defined therein. Unless otherwise stated, the results shown in this test report refer only to the sample(s) tested. This document cannot be reproduced except in full, without prior approval of the Company. Any unauthorized alteration, forgery or falsification of the content or appearance of this report is unlawful and offenders may be prosecuted to the fullest extent of the law. 此報告是遵循本公司訂定之通用服務條款所製作發放，相關服務條款備索，或可在 www.sgs.com 中查閱，本公司之義務、免責、管轄權皆明確規範其中。除非另有說明，此報告結果僅對檢驗之樣品負責。本報告未經本公司書面許可，不可部份複製。對本報告內容或外觀之任何未經授權之變更、偽造、竄改皆屬非法，違犯者將會被依法追訴。

Body_CH512

DUT: CETECOM-HW76; Type: GSM 1900; Serial: 356076008753642

Communication System: GSM1900; Frequency: 1850.2 MHz;Duty Cycle: 1:4
Medium: M1800 & 1900 Medium parameters used (interpolated): f = 1850.2 MHz; σ = 1.54 mho/m; ε_r = 52.5; ρ = 1000 kg/m^3
Phantom section: Flat Section

DASY4 Configuration:

- Probe: ET3DV6 - SN1759; ConvF(4.4, 4.4, 4.4); Calibrated: 2005/8/30
- Sensor-Surface: 4mm (Mechanical And Optical Surface Detection)
- Electronics: DAE3 Sn547; Calibrated: 2006/4/28
- Phantom: SAM 12; Type: SAM 4.0; Serial: TP:1150
- Measurement SW: DASY4, V4.6 Build 23; Postprocessing SW: SEMCAD, V1.8 Build 160

Body/Area Scan (41x81x1): Measurement grid: dx=15mm, dy=15mm
Maximum value of SAR (interpolated) = 0.873 mW/g

Body/Zoom Scan (5x5x7)/Cube 0: Measurement grid: dx=8mm, dy=8mm, dz=5mm
Reference Value = 9.42 V/m; Power Drift = 0.019 dB
Peak SAR (extrapolated) = 1.19 W/kg

SAR(1 g) = 0.788 mW/g; SAR(10 g) = 0.492 mW/g
Maximum value of SAR (measured) = 0.853 mW/g

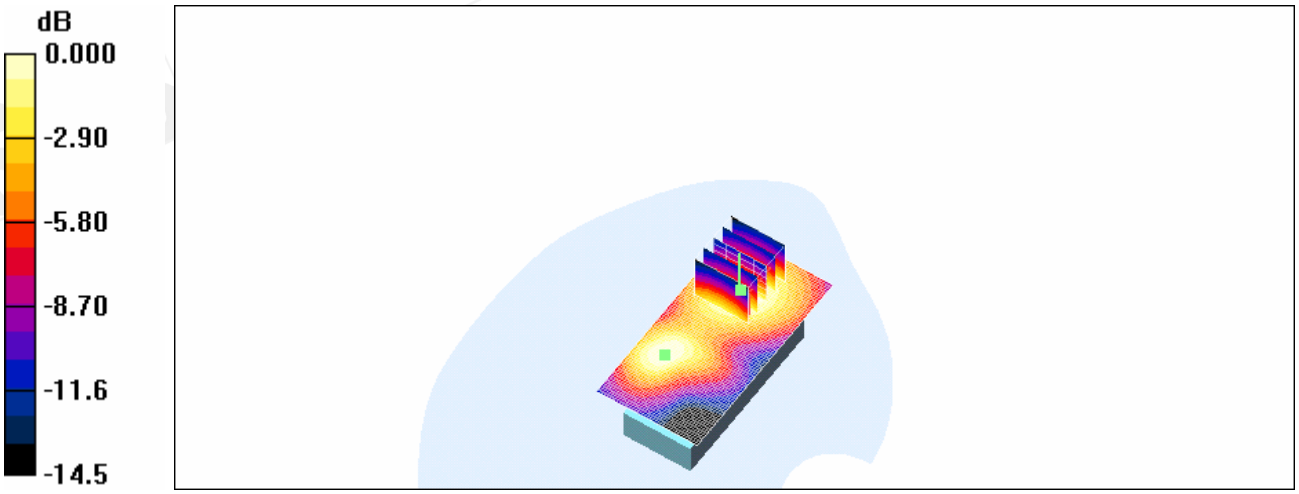

0 dB = 0.853mW/g

This document is issued by the Company subject to its General Conditions of Service which is available on request or accessible at www.sgs.com. Attention is drawn to the limitations of liability, indemnification and jurisdictional issues defined therein. Unless otherwise stated, the results shown in this test report refer only to the sample(s) tested. This document cannot be reproduced except in full, without prior approval of the Company. Any unauthorized alteration, forgery or falsification of the content or appearance of this report is unlawful and offenders may be prosecuted to the fullest extent of the law. 此報告是遵循本公司訂定之通用服務條款所製作發放，相關服務條款備索，或可在 www.sgs.com 中查閱，本公司之義務、免責、管轄權皆明確規範其中。除非另有說明，此報告結果僅對檢驗之樣品負責。本報告未經本公司書面許可，不可部份複製。對本報告內容或外觀之任何未經授權之變更、偽造、竄改皆屬非法，違犯者將會被依法追訴。

Body_CH661

DUT: CETECOM-HW76; Type: GSM 1900; Serial: 356076008753642

Communication System: GSM1900; Frequency: 1880 MHz;Duty Cycle: 1:4
Medium: M1800 & 1900 Medium parameters used: f = 1880 MHz; σ = 1.54 mho/m; ε_r = 53.2; ρ = 1000 kg/m^3
Phantom section: Flat Section

DASY4 Configuration:

- Probe: ET3DV6 - SN1759; ConvF(4.4, 4.4, 4.4); Calibrated: 2005/8/30
- Sensor-Surface: 4mm (Mechanical And Optical Surface Detection)
- Electronics: DAE3 Sn547; Calibrated: 2006/4/28
- Phantom: SAM 12; Type: SAM 4.0; Serial: TP:1150
- Measurement SW: DASY4, V4.6 Build 23; Postprocessing SW: SEMCAD, V1.8 Build 160

Body/Area Scan (41x81x1): Measurement grid: dx=15mm, dy=15mm
Maximum value of SAR (interpolated) = 0.996 mW/g

Body/Zoom Scan (5x5x7)/Cube 0: Measurement grid: dx=8mm, dy=8mm, dz=5mm
Reference Value = 10.3 V/m; Power Drift = -0.040 dB
Peak SAR (extrapolated) = 1.40 W/kg

SAR(1 g) = 0.911 mW/g; SAR(10 g) = 0.566 mW/g
Maximum value of SAR (measured) = 0.972 mW/g

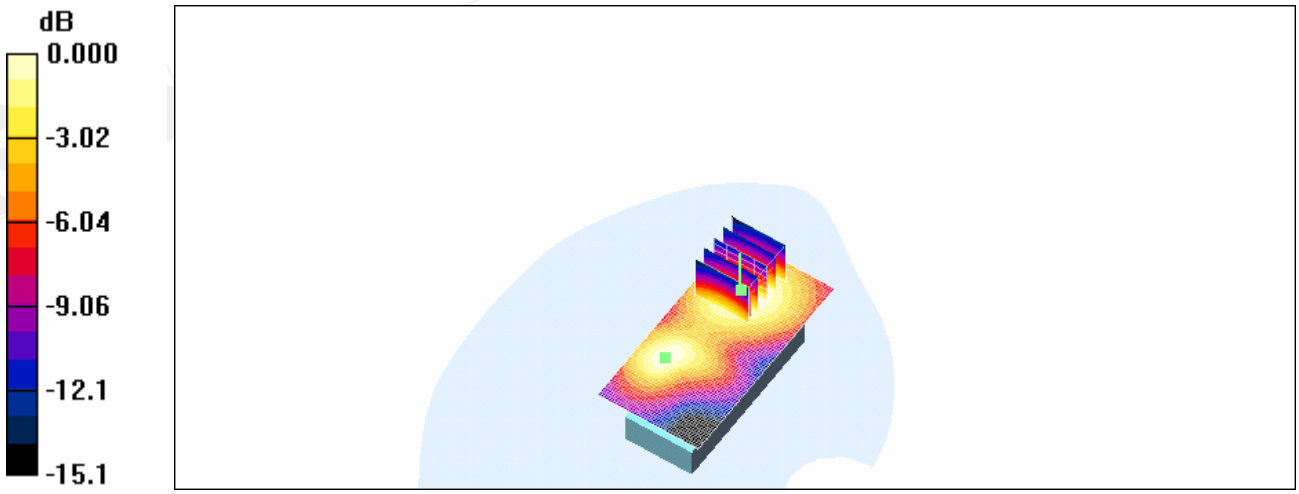

0 dB = 0.972mW/g

This document is issued by the Company subject to its General Conditions of Service which is available on request or accessible at www.sgs.com. Attention is drawn to the limitations of liability, indemnification and jurisdictional issues defined therein. Unless otherwise stated, the results shown in this test report refer only to the sample(s) tested. This document cannot be reproduced except in full, without prior approval of the Company. Any unauthorized alteration, forgery or falsification of the content or appearance of this report is unlawful and offenders may be prosecuted to the fullest extent of the law. 此報告是遵循本公司訂定之通用服務條款所製作發放，相關服務條款備索，或可在 www.sgs.com 中查閱，本公司之義務、免責、管轄權皆明確規範其中。除非另有說明，此報告結果僅對檢驗之樣品負責。本報告未經本公司書面許可，不可部份複製。對本報告內容或外觀之任何未經授權之變更、偽造、竄改皆屬非法，違犯者將會被依法追訴。

Body_CH810

DUT: CETECOM-HW76; Type: GSM 850; Serial: 356076008753642

Communication System: GSM1900; Frequency: 1909.8 MHz;Duty Cycle: 1:4
Medium: M1800 & 1900 Medium parameters used: f = 1910 MHz; σ = 1.59 mho/m; ε_r = 52.2; ρ = 1000 kg/m^3
Phantom section: Flat Section

DASY4 Configuration:

- Probe: ET3DV6 - SN1759; ConvF(4.4, 4.4, 4.4); Calibrated: 2005/8/30
- Sensor-Surface: 4mm (Mechanical And Optical Surface Detection)
- Electronics: DAE3 Sn547; Calibrated: 2006/4/28
- Phantom: SAM 12; Type: SAM 4.0; Serial: TP:1150
- Measurement SW: DASY4, V4.6 Build 23; Postprocessing SW: SEMCAD, V1.8 Build 160

Body/Area Scan (41x81x1): Measurement grid: dx=15mm, dy=15mm
Maximum value of SAR (interpolated) = 0.887 mW/g

Body/Zoom Scan (5x5x7)/Cube 0: Measurement grid: dx=8mm, dy=8mm, dz=5mm
Reference Value = 9.43 V/m; Power Drift = -0.192 dB
Peak SAR (extrapolated) = 1.24 W/kg

SAR(1 g) = 0.791 mW/g; SAR(10 g) = 0.487 mW/g
Maximum value of SAR (measured) = 0.854 mW/g

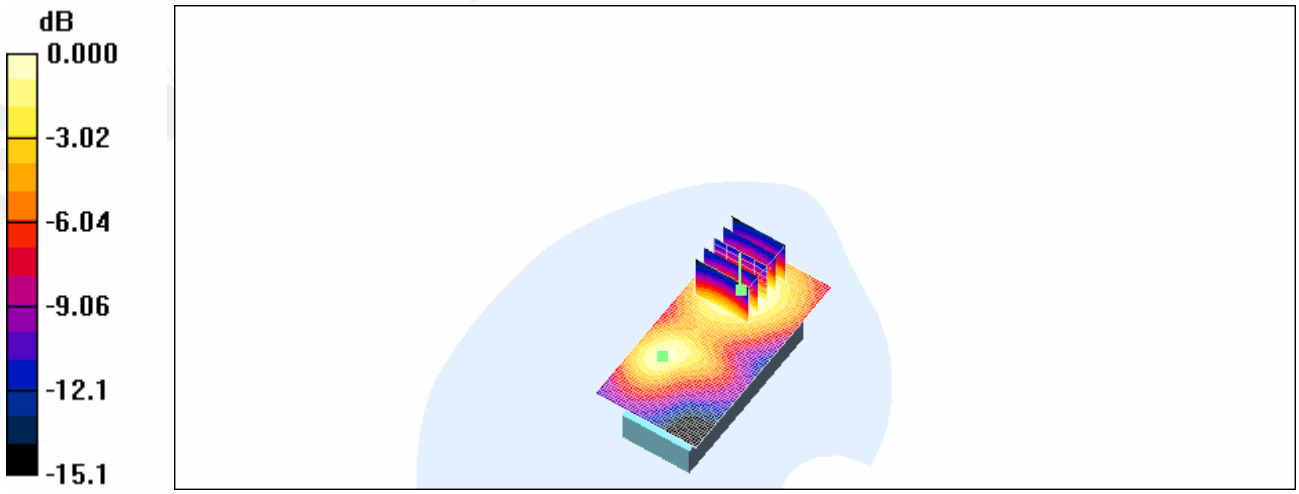

0 dB = 0.854mW/g

This document is issued by the Company subject to its General Conditions of Service which is available on request or accessible at www.sgs.com. Attention is drawn to the limitations of liability, indemnification and jurisdictional issues defined therein. Unless otherwise stated, the results shown in this test report refer only to the sample(s) tested. This document cannot be reproduced except in full, without prior approval of the Company. Any unauthorized alteration, forgery or falsification of the content or appearance of this report is unlawful and offenders may be prosecuted to the fullest extent of the law. 此報告是遵循本公司訂定之通用服務條款所製作發放，相關服務條款備索，或可在 www.sgs.com 中查閱，本公司之義務、免責、管轄權皆明確規範其中。除非另有說明，此報告結果僅對檢驗之樣品負責。本報告未經本公司書面許可，不可部份複製。對本報告內容或外觀之任何未經授權之變更、偽造、竄改皆屬非法，違犯者將會被依法追訴。

SAR System Performance Verification

DUT: Dipole 900 MHz; Type: D900V2; Serial: SN:178

Communication System: CW; Frequency: 900 MHz;Duty Cycle: 1:1
Medium: Head 900 MHz Medium parameters used: f = 900 MHz; σ = 0.938 mho/m; ε_r = 41; ρ = 1000 kg/m^3
Phantom section: Flat Section

DASY4 Configuration:

- Probe: ET3DV6 - SN1759; ConvF(6.15, 6.15, 6.15); Calibrated: 2005/8/30
- Sensor-Surface: 4mm (Mechanical And Optical Surface Detection)
- Electronics: DAE3 Sn547; Calibrated: 2006/2/14
- Phantom: SAM 12; Type: SAM 4.0; Serial: TP:1150
- Measurement SW: DASY4, V4.6 Build 23; Postprocessing SW: SEMCAD, V1.8 Build 160

Pin=250mW/Area Scan (61x61x1): Measurement grid: dx=15mm, dy=15mm
Maximum value of SAR (interpolated) = 3.04 mW/g

Pin=250mW/Zoom Scan (7x7x7)/Cube 0: Measurement grid: dx=5mm, dy=5mm, dz=5mm
Reference Value = 58.3 V/m; Power Drift = -0.085 dB
Peak SAR (extrapolated) = 4.08 W/kg

SAR(1 g) = 2.75 mW/g; SAR(10 g) = 1.78 mW/g
Maximum value of SAR (measured) = 2.99 mW/g

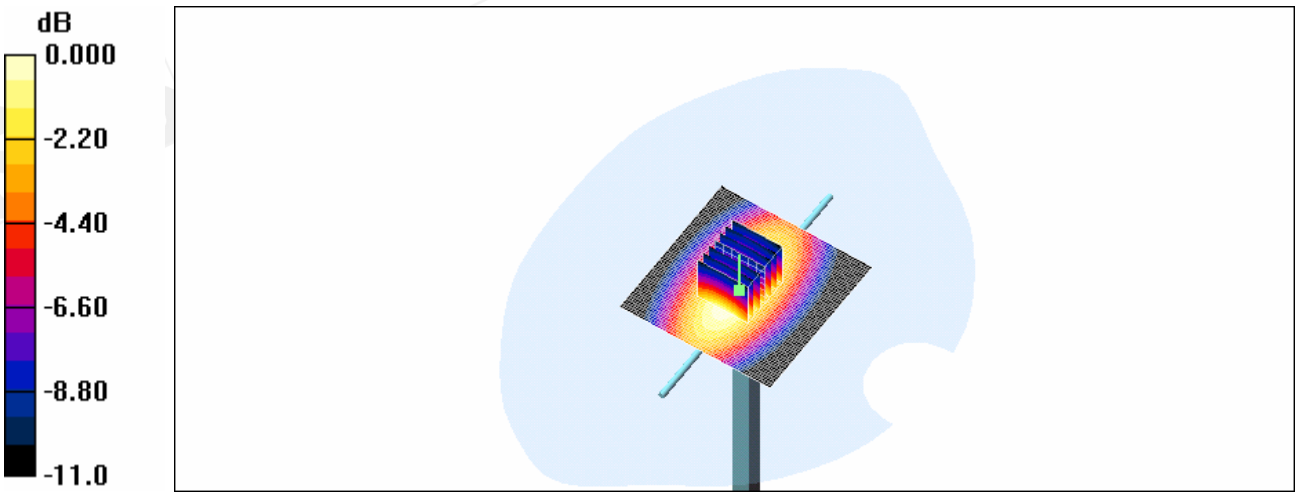

0 dB = 2.99mW/g

This document is issued by the Company subject to its General Conditions of Service which is available on request or accessible at www.sgs.com. Attention is drawn to the limitations of liability, indemnification and jurisdictional issues defined therein. Unless otherwise stated, the results shown in this test report refer only to the sample(s) tested. This document cannot be reproduced except in full, without prior approval of the Company. Any unauthorized alteration, forgery or falsification of the content or appearance of this report is unlawful and offenders may be prosecuted to the fullest extent of the law. 此報告是遵循本公司訂定之通用服務條款所製作發放，相關服務條款備索，或可在 www.sgs.com 中查閱，本公司之義務、免責、管轄權皆明確規範其中。除非另有說明，此報告結果僅對檢驗之樣品負責。本報告未經本公司書面許可，不可部份複製。對本報告內容或外觀之任何未經授權之變更、偽造、竄改皆屬非法，違犯者將會被依法追訴。

SAR System Performance Verification

DUT: Dipole 900 MHz; Type: D900V2; Serial: SN:178

Communication System: CW; Frequency: 900 MHz;Duty Cycle: 1:1
Medium: Muscle 900 MHz Medium parameters used: f = 900 MHz; σ = 1.02 mho/m; ε_r = 54.1; ρ = 1000 kg/m^3
Phantom section: Flat Section

DASY4 Configuration:

- Probe: ET3DV6 - SN1759; ConvF(5.93, 5.93, 5.93); Calibrated: 2005/8/30
- Sensor-Surface: 4mm (Mechanical And Optical Surface Detection)
- Electronics: DAE3 Sn547; Calibrated: 2006/4/28
- Phantom: SAM 12; Type: SAM 4.0; Serial: TP:1150
- Measurement SW: DASY4, V4.6 Build 23; Postprocessing SW: SEMCAD, V1.8 Build 160

Pin=250mw/Area Scan (61x61x1): Measurement grid: dx=15mm, dy=15mm
Maximum value of SAR (interpolated) = 2.89 mW/g

Pin=250mw/Zoom Scan (7x7x7)/Cube 0: Measurement grid: dx=5mm, dy=5mm, dz=5mm
Reference Value = 54.1 V/m; Power Drift = -0.005 dB
Peak SAR (extrapolated) = 3.88 W/kg

SAR(1 g) = 2.68 mW/g; SAR(10 g) = 1.75 mW/g
Maximum value of SAR (measured) = 2.91 mW/g

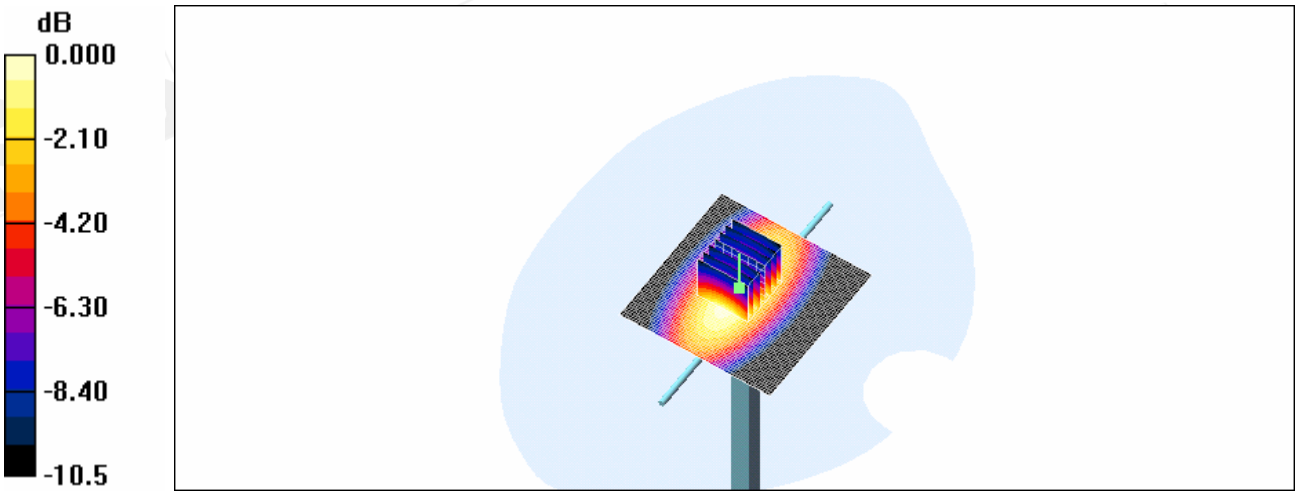

0 dB = 2.91mW/g

This document is issued by the Company subject to its General Conditions of Service which is available on request or accessible at www.sgs.com. Attention is drawn to the limitations of liability, indemnification and jurisdictional issues defined therein. Unless otherwise stated, the results shown in this test report refer only to the sample(s) tested. This document cannot be reproduced except in full, without prior approval of the Company. Any unauthorized alteration, forgery or falsification of the content or appearance of this report is unlawful and offenders may be prosecuted to the fullest extent of the law. 此報告是遵循本公司訂定之通用服務條款所製作發放，相關服務條款備索，或可在 www.sgs.com 中查閱，本公司之義務、免責、管轄權皆明確規範其中。除非另有說明，此報告結果僅對檢驗之樣品負責。本報告未經本公司書面許可，不可部份複製。對本報告內容或外觀之任何未經授權之變更、偽造、竄改皆屬非法，違犯者將會被依法追訴。

SAR System Performance Verification

DUT: Dipole 1900 MHz; Type: D1900V2; Serial: D1900V2 - SN:5d027

Communication System: CW; Frequency: 1900 MHz;Duty Cycle: 1:1
Medium: Head 1900MHz Medium parameters used: f = 1900 MHz; σ = 1.44 mho/m; ε_r = 39.5; ρ = 1000 kg/m^3
Phantom section: Flat Section

DASY4 Configuration:

- Probe: ET3DV6 - SN1759; ConvF(5.11, 5.11, 5.11); Calibrated: 2005/8/30
- Sensor-Surface: 4mm (Mechanical And Optical Surface Detection)
- Electronics: DAE3 Sn547; Calibrated: 2006/2/14
- Phantom: SAM 12; Type: SAM 4.0; Serial: TP:1150
- Measurement SW: DASY4, V4.6 Build 23; Postprocessing SW: SEMCAD, V1.8 Build 160

Pin=250mW/Area Scan (61x61x1): Measurement grid: dx=15mm, dy=15mm
Maximum value of SAR (interpolated) = 11.8 mW/g

Pin=250mW/Zoom Scan (7x7x7)/Cube 0: Measurement grid: dx=5mm, dy=5mm, dz=5mm
Reference Value = 94.1 V/m; Power Drift = -0.031 dB
Peak SAR (extrapolated) = 17.1 W/kg

SAR(1 g) = 9.93 mW/g; SAR(10 g) = 5.2 mW/g
Maximum value of SAR (measured) = 11.3 mW/g

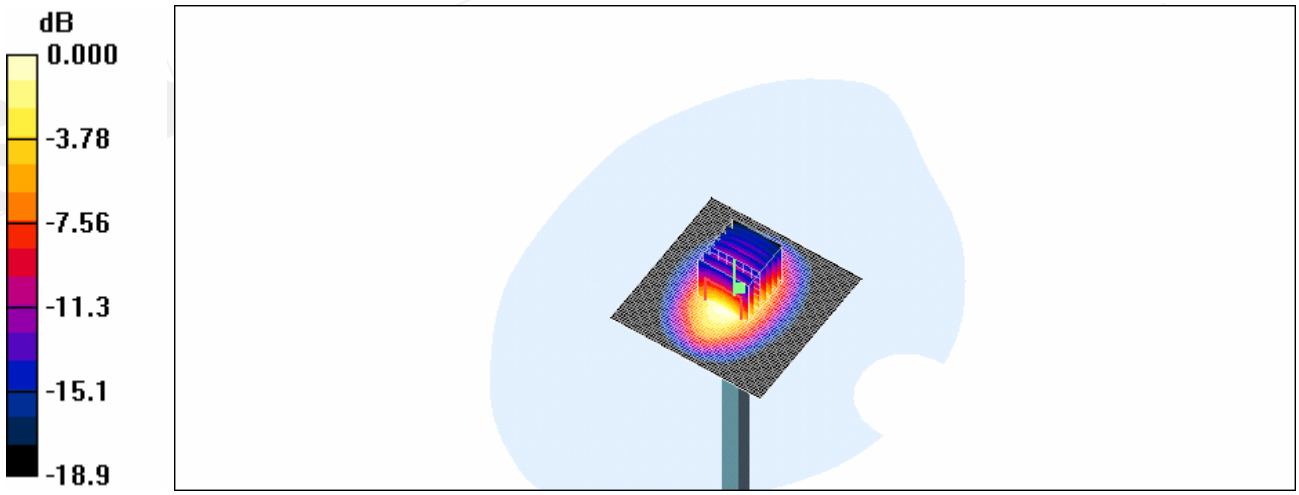

0 dB = 11.3mW/g

This document is issued by the Company subject to its General Conditions of Service which is available on request or accessible at www.sgs.com. Attention is drawn to the limitations of liability, indemnification and jurisdictional issues defined therein. Unless otherwise stated, the results shown in this test report refer only to the sample(s) tested. This document cannot be reproduced except in full, without prior approval of the Company. Any unauthorized alteration, forgery or falsification of the content or appearance of this report is unlawful and offenders may be prosecuted to the fullest extent of the law. 此報告是遵循本公司訂定之通用服務條款所製作發放，相關服務條款備索，或可在 www.sgs.com 中查閱，本公司之義務、免責、管轄權皆明確規範其中。除非另有說明，此報告結果僅對檢驗之樣品負責。本報告未經本公司書面許可，不可部份複製。對本報告內容或外觀之任何未經授權之變更、偽造、竄改皆屬非法，違犯者將會被依法追訴。

SAR System Performance Verification

DUT: Dipole 1900 MHz; Type: D1900V2; Serial: D1900V2 - SN:5d027

Communication System: CW; Frequency: 1900 MHz;Duty Cycle: 1:1
Medium: M1800 & 1900 Medium parameters used (interpolated): f = 1900 MHz; σ = 1.56 mho/m; ε_r = 53.2; ρ = 1000 kg/m^3
Phantom section: Flat Section

DASY4 Configuration:

- Probe: ET3DV6 - SN1759; ConvF(4.4, 4.4, 4.4); Calibrated: 2005/8/30
- Sensor-Surface: 4mm (Mechanical And Optical Surface Detection)
- Electronics: DAE3 Sn547; Calibrated: 2006/4/28
- Phantom: SAM 12; Type: SAM 4.0; Serial: TP:1150
- Measurement SW: DASY4, V4.6 Build 23; Postprocessing SW: SEMCAD, V1.8 Build 160

Pin=250mW/Area Scan (61x61x1): Measurement grid: dx=15mm, dy=15mm
Maximum value of SAR (interpolated) = 13.0 mW/g

Pin=250mW/Zoom Scan (7x7x7)/Cube 0: Measurement grid: dx=5mm, dy=5mm, dz=5mm
Reference Value = 88.2 V/m; Power Drift = -0.021 dB
Peak SAR (extrapolated) = 18.7 W/kg

SAR(1 g) = 10.4 mW/g; SAR(10 g) = 5.39 mW/g
Maximum value of SAR (measured) = 11.9 mW/g

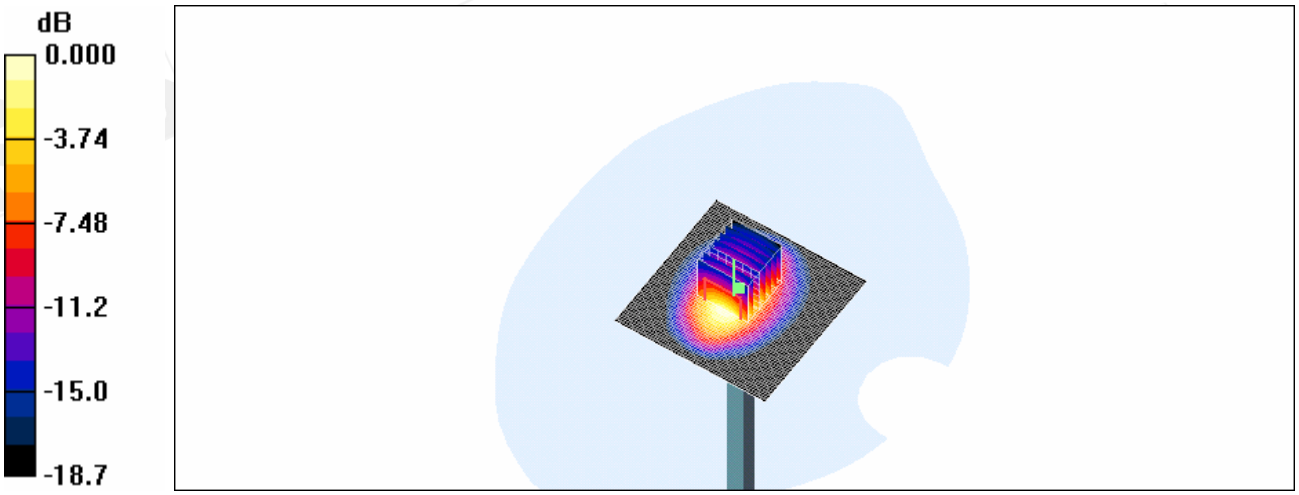

0 dB = 11.9mW/g

This document is issued by the Company subject to its General Conditions of Service which is available on request or accessible at www.sgs.com. Attention is drawn to the limitations of liability, indemnification and jurisdictional issues defined therein. Unless otherwise stated, the results shown in this test report refer only to the sample(s) tested. This document cannot be reproduced except in full, without prior approval of the Company. Any unauthorized alteration, forgery or falsification of the content or appearance of this report is unlawful and offenders may be prosecuted to the fullest extent of the law. 此報告是遵循本公司訂定之通用服務條款所製作發放，相關服務條款備索，或可在 www.sgs.com 中查閱，本公司之義務、免責、管轄權皆明確規範其中。除非另有說明，此報告結果僅對檢驗之樣品負責。本報告未經本公司書面許可，不可部份複製。對本報告內容或外觀之任何未經授權之變更、偽造、竄改皆屬非法，違犯者將會被依法追訴。