FCC Radio Test Report

FCC ID	:	**TKZAW7915NP1**
Equipment	:	**WiFi6 11ax 4T4R module 2400Mbps**
Brand Name	:	**AsiaRF Co., Ltd.**
Model Name	:	**AW7915-NP1**
Applicant	:	**AsiaRF Co., Ltd. 1F, 7, Houde Street, Yonghe Dist. New Taipei City Taiwan 23455**
Manufacturer	:	**AsiaRF Co., Ltd. 1F, 7, Houde Street, Yonghe Dist. New Taipei City Taiwan 23455**
Standard	:	**47 CFR FCC Part 15.247**

The product was received on Aug. 30, 2021, and testing was started from Sep. 07, 2021 and completed on Sep. 18, 2021. We, SPORTON INTERNATIONAL INC. Hsinhua Laboratory, would like to declare that the tested sample has been evaluated in accordance with the procedures given in ANSI C63.10-2013 and shown compliance with the applicable technical standards.

The test results in this report apply exclusively to the tested model / sample. Without written approval of SPORTON INTERNATIONAL INC. Hsinhua Laboratory, the test report shall not be reproduced except in full.

Approved by: Allen Lin

SPORTON INTERNATIONAL INC. Hsinhua Laboratory

No.52, Huaya 1st Rd., Guishan Dist., Taoyuan City 333411, Taiwan (R.O.C.)

Table of Contents

HISTORY OF THIS TEST REPORT **3**

SUMMARY OF TEST RESULT **4**

1 GENERAL DESCRIPTION **5**

1.1 Information 5
1.2 Testing Applied Standards 8
1.3 Testing Location Information 8
1.4 Measurement Uncertainty 8

2 TEST CONFIGURATION OF EUT **9**

2.1 Test Channel Mode 9
2.2 The Worst Case Measurement Configuration 10
2.3 Support Equipment 11
2.4 Test Setup Diagram 12

3 TRANSMITTER TEST RESULT **14**

3.1 AC Power-line Conducted Emissions 14
3.2 DTS Bandwidth 16
3.3 Maximum Conducted Output Power 17
3.4 Power Spectral Density 19
3.5 Emissions in Non-restricted Frequency Bands 20
3.6 Emissions in Restricted Frequency Bands 21

4 TEST EQUIPMENT AND CALIBRATION DATA **25**

APPENDIX A. TEST RESULTS OF AC POWER-LINE CONDUCTED EMISSIONS

APPENDIX B. TEST RESULTS OF DTS BANDWIDTH

APPENDIX C. TEST RESULTS OF MAXIMUM CONDUCTED OUTPUT POWER

APPENDIX D. TEST RESULTS OF POWER SPECTRAL DENSITY

APPENDIX E. TEST RESULTS OF EMISSIONS IN NON-RESTRICTED FREQUENCY BANDS

APPENDIX F. TEST RESULTS OF EMISSIONS IN RESTRICTED FREQUENCY BANDS

APPENDIX G. TEST PHOTOS

PHOTOGRAPHS OF EUT V01

History of this test report

Report No.	Version	Description	Issued Date
FR162806AC	01	Initial issue of report	Oct. 27, 2021

Summary of Test Result

Report Clause	Ref. Std. Clause	Test Items	Result (PASS/FAIL)	Remark
1.1.2	15.203	Antenna Requirement	PASS	-
3.1	15.207	AC Power-line Conducted Emissions	PASS	-
3.2	15.247(a)	DTS Bandwidth	PASS	-
3.3	15.247(b)	Maximum Conducted Output Power	PASS	-
3.4	15.247(e)	Power Spectral Density	PASS	-
3.5	15.247(d)	Emissions in Non-restricted Frequency Bands	PASS	-
3.6	15.247(d)	Emissions in Restricted Frequency Bands	PASS	-

Declaration of Conformity:
The test results with all measurement uncertainty excluded are presented in accordance with the regulation limits or requirements declared by manufacturers.
Comments and explanations:
The EUT supports beamforming and CDD modes, and the CDD mode is the worse case. Therefore, all test items are evaluated in the report. The beamforming mode only evaluateds the output power.

Reviewed by: Sam Tsai

Report Producer: Amber Chiu

1 General Description

1.1 Information

1.1.1 RF General Information

Frequency Range (MHz)	IEEE Std. 802.11	Ch. Frequency (MHz)	Channel Number
2400-2483.5	b, g, n (HT20), VHT20, ax (HEW20)	2412-2462	1-11 [11]
2400-2483.5	n (HT40), VHT40, ax (HEW40)	2422-2452	3-9 [7]

<Non-Beamforming>

Band	Mode	BWch (MHz)	Nant
2.4-2.4835GHz	802.11b	20	4TX
2.4-2.4835GHz	802.11g	20	4TX
2.4-2.4835GHz	802.11ax HEW20	20	4TX
2.4-2.4835GHz	802.11ax HEW40	40	4TX

<Beamforming>

Band	Mode	BWch (MHz)	Nant
2.4-2.4835GHz	802.11ax HEW20-BF	20	4TX
2.4-2.4835GHz	802.11ax HEW40-BF	40	4TX

Note:
- 11b mode uses a combination of DSSS-DBPSK, DQPSK, CCK modulation.
- 11g, HT20 and HT40 use a combination of OFDM-BPSK, QPSK, 16QAM, 64QAM modulation.
- VHT20, VHT40 use a combination of OFDM-BPSK, QPSK, 16QAM, 64QAM, 256QAM modulation.
- HEW20, HEW40 use a combination of OFDMA-BPSK, QPSK, 16QAM, 64QAM, 256QAM, 1024QAM modulation.
- BWch is the nominal channel bandwidth.

1.1.2 Antenna Information

Group	Ant.	Brand	Model Name	Antenna Type	Connector	Support
Group 1	1-4	Asiarf	ANT010-DAU	PCB	I-Pex	2.4G+5G
Group 2	5-8	Asiarf	ANT003	PCB	I-Pex	2.4G+5G
Group 3	9-12	Asiarf	A245005N	PCB	I-Pex	2.4G+5G
Group 4	13-16	Asiarf	A2405N	PCB	I-Pex	2.4G
Group 5	17-20	Asiarf	A5005N	PCB	I-Pex	5G
Group 6	21-24	Asiarf	A245004	Dipole	I-Pex	2.4G+5G
Group 7	25-28	Asiarf	A245002	Dipole	I-Pex	2.4G+5G

Group	Ant.	Gain (dBi)	
		2.4G	5G
Group 1	1-4	5.2	5.5
Group 2	5-8	2.5	2.5
Group 3	9-12	4	5.1
Group 4	13-16	5.2	-
Group 5	17-20	-	5
Group 6	21-24	4	5.1
Group 7	25-28	2	2

Note 1: EUT can match with above antennas for using. Higher gain in each type of antenna was used to perform the worst configuration and result of that was recorded as the final test result.

For 2.4GHz function:

For IEEE 802.11 b/g/n/VHT/ax mode (4TX/4RX)

Group 1, Group 2, Group 3, Group 4, Group 6 or Group 7 could transmit/receive.

For 5GHz function:

For IEEE 802.11 a/n/ac/ax mode (4TX/4RX)

Group 1, Group 2, Group 3, Group 5, Group 6 or Group 7 could transmit/receive.

1.1.3 EUT Information

Operational Condition				
EUT Power Type	From Test Fixture			
EUT Function	☒	Point-to-multipoint	☐	Point-to-point
Beamforming Function	☒	With beamforming	☐	Without beamforming

Type of EUT		
☒	Stand-alone	
☐	Combined (EUT where the radio part is fully integrated within another device)	
	Combined Equipment - Brand Name / Model No.:	…
☐	Plug-in radio (EUT intended for a variety of host systems)	
	Host System - Brand Name / Model No.:	…
☐	Other:	

1.1.4 Mode Test Duty Cycle

<Non-Beamforming>

Mode	DC	DCF(dB)	T(s)	VBW(Hz) ≥ 1/T
802.11b_Nss1,(1Mbps)_4TX	0.98	0.09	n/a (DC>=0.98)	n/a (DC>=0.98)
802.11g_Nss1,(6Mbps)_4TX	0.874	0.58	1.399m	1k
802.11ax HEW20_Nss1,(MCS0)_4TX	0.84	0.76	1.03m	1k
802.11ax HEW40_Nss1,(MCS0)_4TX	0.611	2.14	315u	10k

Note. If DC < 0.98, the DCF was added while measuring Output power and PSD.

<Beamforming>

Mode	DC	DCF(dB)	T(s)	VBW(Hz) ≥ 1/T
802.11ax HEW20-BF_Nss1,(MCS0)_4TX	0.84	0.76	1.03m	1k
802.11ax HEW40-BF_Nss1,(MCS0)_4TX	0.611	2.14	315u	10k

Note. If DC < 0.98, the DCF was added while measuring Output power and PSD.

1.2 Testing Applied Standards

According to the specifications of the manufacturer, the EUT must comply with the requirements of the following standards:

- 47 CFR FCC Part 15
- ANSI C63.10-2013

The following reference test guidance is not within the scope of accreditation of TAF:

- KDB 558074 D01 v05r02
- KDB 662911 D01 v02r01
- KDB 414788 D01 v01r01

1.3 Testing Location Information

Test Lab.：Sporton International Inc. Hsinhua Laboratory				
☒ Hsinhua (**TAF:** 3785)	**ADD:** No.52, Huaya 1st Rd., Guishan Dist., Taoyuan City 333411, Taiwan (R.O.C.)			
	TEL: 886-3-327-3456		**FAX:** 886-3-327-0973	
Test site Designation No. TW3785 with FCC.				
Test Condition	**Test Site No.**	**Test Engineer**	**Test Environment**	**Test Date**
AC Conduction	CO04-HY	Daniel Lin	20.1~22.6°C / 51~63%	18/Sep/2021
RF Conducted	TH06-HY	Johnny Yu	20.6~25.6°C / 52~66%	18/Sep/2021
Radiated	03CH03-HY	Billy Wang	24.9~26.9°C / 50~60%	07/Sep/2021~17/Sep/2021
☐ Wen 33rd.St. (**TAF:** 3785)	**ADD:** No.14-1, Ln. 19, Wen 33rd St., Guishan Dist., Taoyuan City 333010, Taiwan (R.O.C.)			
	TEL: 886-3-318-0787		**FAX:** 886-3-318-0287	
Test site Designation No. TW0008 with FCC.				

1.4 Measurement Uncertainty

ISO/IEC 17025 requires that an estimate of the measurement uncertainties associated with the emissions test results be included in the report. The measurement uncertainties given below are based on a 95% confidence level (based on a coverage factor (k=2)

Test Items	**Uncertainty**	**Remark**
Conducted Emission (150kHz ~ 30MHz)	0.9 dB	Confidence levels of 95%
Radiated Emission (9kHz ~ 30MHz)	2.4 dB	Confidence levels of 95%
Radiated Emission (30MHz ~ 1,000MHz)	3.7 dB	Confidence levels of 95%
Radiated Emission (1GHz ~ 18GHz)	3.6 dB	Confidence levels of 95%
Radiated Emission (18GHz ~ 40GHz)	3.5 dB	Confidence levels of 95%
Conducted Emission	1.0 dB	Confidence levels of 95%
Temperature	0.41 °C	Confidence levels of 95%
Humidity	3.4 %	Confidence levels of 95%

2 Test Configuration of EUT

2.1 Test Channel Mode

<Non-Beamforming>

Test Software Version	QATool_Dbg

Mode	Power Setting
802.11b_Nss1,(1Mbps)_4TX	-
2412MHz	15.5
2417MHz	19
2437MHz	14.5
2457MHz	14
2462MHz	12.5
802.11g_Nss1,(6Mbps)_4TX	-
2412MHz	16.5
2417MHz	17
2437MHz	18.5
2457MHz	16.5
2462MHz	15
802.11ax HEW20_Nss1,(MCS0)_4TX	-
2412MHz	14
2417MHz	16.5
2437MHz	18
2457MHz	15
2462MHz	13
802.11ax HEW40_Nss1,(MCS0)_4TX	-
2422MHz	14
2427MHz	14
2437MHz	14.5
2447MHz	13
2452MHz	12.5

2.2 The Worst Case Measurement Configuration

The Worst Case Mode for Following Conformance Tests	
Tests Item	AC power-line conducted emissions
Condition	AC power-line conducted measurement for line and neutral Test Voltage: 120Vac / 60Hz
Operating Mode	CTX
1	Test Fixture mode

The Worst Case Mode for Following Conformance Tests	
Tests Item	DTS Bandwidth Maximum Conducted Output Power Power Spectral Density Emissions in Non-restricted Frequency Bands
Test Condition	Conducted measurement at transmit chains

The Worst Case Mode for Following Conformance Tests			
Tests Item	Emissions in Restricted Frequency Bands		
Test Condition	Radiated measurement If EUT consist of multiple antenna assembly (multiple antenna are used in EUT regardless of spatial multiplexing MIMO configuration), the radiated test should be performed with highest antenna gain of each antenna type.		
Operating Mode < 1GHz	CTX		
1	Test Fixture mode		
Operating Mode > 1GHz	CTX		
Orthogonal Planes of EUT	**X Plane**	**Y Plane**	**Z Plane**
Worst Planes of EUT			V

2.3 Support Equipment

Support Equipment – AC Conduction					
No.	**Equipment**	**Brand Name**	**Model Name**	**FCC ID**	**Remark**
1	Fixture	-	-	-	Provided by Customer
2	Adapter for Test fixture	I.T.E	CW1201000	-	-

Support Equipment – Conducted					
No.	**Equipment**	**Brand Name**	**Model Name**	**FCC ID**	**Remark**
1	Adapter	I.T.E	CW1201000	-	-
2	Fixture	-	-	-	Provided by Customer

Support Equipment – Radiated					
No.	**Equipment**	**Brand Name**	**Model Name**	**FCC ID**	**Remark**
1	Adapter	I.T.E	CW1201000	-	-
2	Fixture	-	-	-	Provided by Customer

2.4 Test Setup Diagram

Test Setup Diagram – AC Line Conducted Emission Test

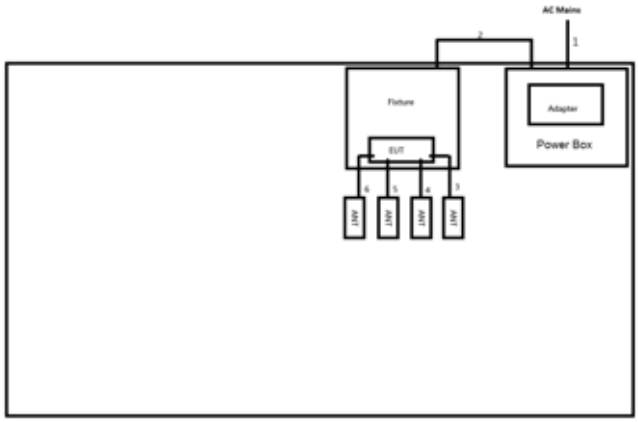

Item	Connection	Shielded	Length(m)	Remark
1	AC Power cable	No	1.8	-
2	DC Power cable	No	1.5	-
3	RF cable	No	0.1	-
4	RF cable	No	0.1	-
5	RF cable	No	0.1	-
6	RF cable	No	0.1	-

Test Setup Diagram - Radiated Test

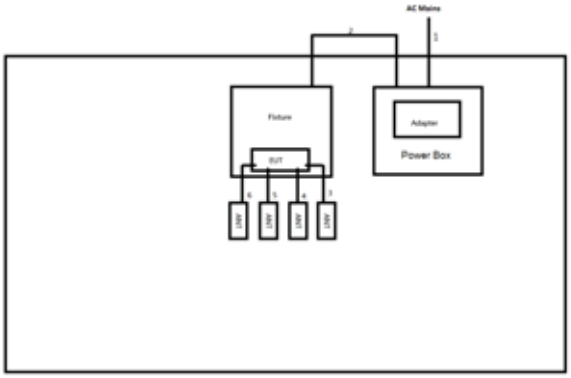

Item	Connection	Shielded	Length(m)	Remark
1	AC Power cable	No	1.8	-
2	DC Power cable	No	1.5	-
3	RF cable	No	0.1	-
4	RF cable	No	0.1	-
5	RF cable	No	0.1	-
6	RF cable	No	0.1	-

3 Transmitter Test Result

3.1 AC Power-line Conducted Emissions

3.1.1 AC Power-line Conducted Emissions Limit

AC Power-line Conducted Emissions Limit		
Frequency Emission (MHz)	**Quasi-Peak**	**Average**
0.15-0.5	66 - 56 *	56 - 46 *
0.5-5	56	46
5-30	60	50
Note 1: * Decreases with the logarithm of the frequency.		

3.1.2 Measuring Instruments

Refer a test equipment and calibration data table in this test report.

3.1.3 Test Procedures

Test Method
☒ Refer as ANSI C63.10-2013, clause 6.2 for AC power-line conducted emissions.

3.1.4 Measurement Results Calculation

The measured Level is calculated using:
Corrected Reading: Raw(Read Level) +LISN(LISN Factor) + CL(Cable Loss) + AT(Attenuator).

3.1.5 Test Setup

AC Power-line Conducted Emissions

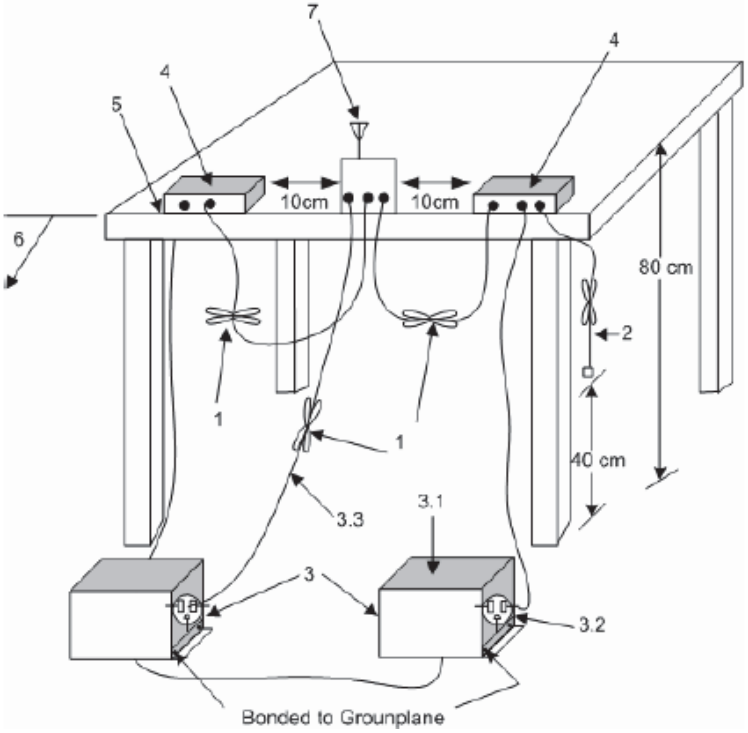

1—Interconnecting cables that hang closer than 40 cm to the ground plane shall be folded back and forth in the center forming a bundle 30 cm to 40 cm long.
2—The I/O cables that are not connected to an accessory shall be bundled in the center. The end of the cable may be terminated, if required, using the correct terminating impedance. The overall length shall not exceed 1 m.
3—EUT connected to one LISN. Unused LISN measuring port connectors shall be terminated in 50Ω loads. LISN may be placed on top of, or immediately beneath, reference ground plane.
3.1—All other equipment powered from additional LISN(s).
3.2—A multiple-outlet strip may be used for multiple power cords of non-EUT equipment.
3.3—LISN at least 80 cm from nearest part of EUT chassis.
4—Non-EUT components of EUT system being tested.
5—Rear of EUT, including peripherals, shall all be aligned and flush with edge of tabletop.
6—Edge of tabletop shall be 40 cm removed from a vertical conducting plane that is bonded to the ground plane.
7—Antenna can be integral or detachable. If detachable, then the antenna shall be attached for this test.

3.1.6 Test Result of AC Power-line Conducted Emissions

Refer as Appendix A

3.2 DTS Bandwidth

3.2.1 6dB Bandwidth Limit

6dB Bandwidth Limit
Systems using digital modulation techniques:
▪ 6 dB bandwidth ≥ 500 kHz.

3.2.2 Measuring Instruments

Refer a test equipment and calibration data table in this test report.

3.2.3 Test Procedures

Test Method	
▪ For the emission bandwidth shall be measured using one of the options below:	
	☒ Refer as KDB 558074. clause 8.2 (11.8 of ANSI C63.10) DTS bandwidth measurement.
	☐ Refer as RSS-Gen, clause 6.7 for occupied bandwidth testing.
	☐ Refer as ANSI C63.10, clause 6.9.3 for occupied bandwidth testing.

3.2.4 Test Setup

Emission Bandwidth


3.2.5 Test Result of Emission Bandwidth

Refer as Appendix B

3.3 Maximum Conducted Output Power

3.3.1 Maximum Conducted Output Power Limit

Maximum Conducted Output Power Limit			
	▪ If $G_{TX} \leq 6$ dBi, then $P_{Out} \leq 30$ dBm (1 W)		
	▪ Point-to-multipoint systems (P2M): If $G_{TX} > 6$ dBi, then $P_{Out} = 30 – (G_{TX} – 6)$ dBm		
	▪ Point-to-point systems (P2P): If $G_{TX} > 6$ dBi, then $P_{Out} = 30 – (G_{TX} – 6)/3$ dBm		
	▪ Smart antenna system (SAS):		
		- Single beam: If $G_{TX} > 6$ dBi, then $P_{Out} = 30 – (G_{TX} – 6)/3$ dBm	
		- Overlap beam: If $G_{TX} > 6$ dBi, then $P_{Out} = 30 – (G_{TX} – 6)/3$ dBm	
		- Aggregate power on all beams: If $G_{TX} > 6$ dBi, then $P_{Out} = 30 – (G_{TX} – 6)/3 + 8$dB dBm	
e.i.r.p. Power Limit:			
▪ 2400-2483.5 MHz Band			
	▪ Point-to-multipoint systems (P2M): $P_{eirp} \leq 36$ dBm (4 W)		
	▪ Point-to-point systems (P2P): $P_{eirp} \leq MAX(36, [P_{Out} + G_{TX}])$ dBm		
	▪ Smart antenna system (SAS)		
		- Single beam: $P_{eirp} \leq MAX(36, P_{Out} + G_{TX})$ dBm	
		- Overlap beam: $P_{eirp} \leq MAX(36, P_{Out} + G_{TX})$ dBm	
		- Aggregate power on all beams: $P_{eirp} \leq MAX(36, [P_{Out} + G_{TX} + 8])$ dBm	
P_{Out} = maximum peak conducted output power or maximum conducted output power in dBm, **G_{TX}** = the maximum transmitting antenna directional gain in dBi.			

3.3.2 Measuring Instruments

Refer a test equipment and calibration data table in this test report.

3.3.3 Test Procedures

Test Method	
▪ Maximum Peak Conducted Output Power	
	☐ Refer as KDB 558074, clause 8.3.1.1 (11.9.1.1 of ANSI C63.10) RBW ≥ EBW method.
	☐ Refer as KDB 558074, clause 8.3.1.2 (11.9.1.2 of ANSI C63.10) integrated band power method.
	☐ Refer as KDB 558074, clause 8.3.1.3 (11.9.1.3 of ANSI C63.10) peak power meter.
▪ Maximum Average Conducted Output Power	
	☐ Refer as KDB 558074, clause 8.3.2.2 (11.9.2.2 of ANSI C63.10) using a spectrum analyzer.
	☒ Refer as KDB 558074, clause 8.3.2.3 (11.9.2.3 of ANSI C63.10) using a power meter.
▪ For conducted measurement.	
	▪ If the EUT supports multiple transmit chains using options given below: Refer as KDB 662911, In-band power measurements. Using the measure-and-sum approach, measured all transmit ports individually. Sum the power (in linear power units e.g., mW) of all ports for each individual sample and save them.
	▪ If multiple transmit chains, EIRP calculation could be following as methods: $P_{total} = P_1 + P_2 + \ldots + P_n$ (calculated in linear unit [mW] and transfer to log unit [dBm]) $EIRP_{total} = P_{total} + DG$

3.3.4 Test Setup

Maximum Conducted Output Power (Power Meter)

3.3.5 Test Result of Maximum Conducted Output Power

Refer as Appendix C

3.4 Power Spectral Density

3.4.1 Power Spectral Density Limit

Power Spectral Density Limit
▪ Power Spectral Density (PSD) ≤ 8 dBm/3kHz

3.4.2 Measuring Instruments

Refer a test equipment and calibration data table in this test report.

3.4.3 Test Procedures

Test Method		
▪ Peak power spectral density procedures that the same method as used to determine the conducted output power. If maximum peak conducted output power was measured to demonstrate compliance to the output power limit, then the peak PSD procedure below (Method PKPSD) shall be used. If maximum conducted output power was measured to demonstrate compliance to the output power limit, then one of the average PSD procedures shall be used, as applicable based on the following criteria (the peak PSD procedure is also an acceptable option).		
	☒ Refer as KDB 558074, clause 8.4 (11.10 of ANSI C63.10) Max. PSD.	
▪ For conducted measurement.		
	▪ If The EUT supports multiple transmit chains using options given below:	
		▪ Measure and sum the spectra across the outputs. Refer as KDB 662911, In-band power spectral density (PSD). Sample all transmit ports simultaneously using a spectrum analyzer for each transmit port. Where the trace bin-by-bin of each transmit port summing can be performed. (i.e., in the first spectral bin of output 1 is summed with that in the first spectral bin of output 2 and that from the first spectral bin of output 3, and so on up to the NTX output to obtain the value for the first frequency bin of the summed spectrum.). Add up the amplitude (power) values for the different transmit chains and use this as the new data trace.

3.4.4 Test Setup

Power Spectral Density


3.4.5 Test Result of Power Spectral Density

Refer as Appendix D

3.5 Emissions in Non-restricted Frequency Bands

3.5.1 Emissions in Non-restricted Frequency Bands Limit

Un-restricted Band Emissions Limit	
RF output power procedure	**Limit (dB)**
Peak output power procedure	20
Average output power procedure	30

Note 1: If the peak output power procedure is used to measure the fundamental emission power to demonstrate compliance to requirements, then the peak conducted output power measured within any 100 kHz outside the authorized frequency band shall be attenuated by at least 20 dB relative to the maximum measured in-band peak level.

Note 2: If the average output power procedure is used to measure the fundamental emission power to demonstrate compliance to requirements, then the power in any 100 kHz outside of the authorized frequency band shall be attenuated by at least 30 dB relative to the maximum measured in-band average level.

3.5.2 Measuring Instruments

Refer a test equipment and calibration data table in this test report.

3.5.3 Test Procedures

Test Method
▪ Refer as KDB 558074, clause 8.5 (11.11 of ANSI C63.10) for non-restricted frequency bands.

3.5.4 Test Setup

Emissions in Non-restricted Frequency Bands

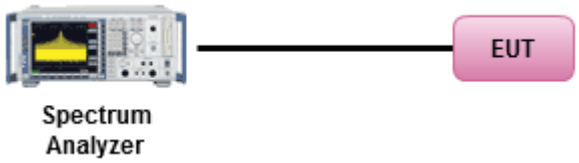

3.5.5 Test Result of Emissions in Non-restricted Frequency Bands

Refer as Appendix E

3.6 Emissions in Restricted Frequency Bands

3.6.1 Emissions in Restricted Frequency Bands Limit

Restricted Band Emissions Limit			
Frequency Range (MHz)	**Field Strength (uV/m)**	**Field Strength (dBuV/m)**	**Measure Distance (m)**
0.009~0.490	2400/F(kHz)	48.5 - 13.8	300
0.490~1.705	24000/F(kHz)	33.8 - 23	30
1.705~30.0	30	29	30
30~88	100	40	3
88~216	150	43.5	3
216~960	200	46	3
Above 960	500	54	3

Note 1: Test distance for frequencies at or above 30 MHz, measurements may be performed at a distance other than the limit distance provided they are not performed in the near field and the emissions to be measured can be detected by the measurement equipment. When performing measurements at a distance other than that specified, the results shall be extrapolated to the specified distance using an extrapolation factor of 20 dB/decade (inverse of linear distance for field-strength measurements, inverse of linear distance-squared for power-density measurements).

Note 2: Test distance for frequencies at below 30 MHz, measurements may be performed at a distance closer than the EUT limit distance; however, an attempt should be made to avoid making measurements in the near field. When performing measurements below 30 MHz at a closer distance than the limit distance, the results shall be extrapolated to the specified distance by either making measurements at a minimum of two or more distances on at least one radial to determine the proper extrapolation factor or by using the square of an inverse linear distance extrapolation factor (40 dB/decade). The test report shall specify the extrapolation method used to determine compliance of the EUT.

Note 3: Using the distance of 1m during the test for above 18 GHz, and the test value to correct for the distance factor at 3m.

3.6.2 Measuring Instruments

Refer a test equipment and calibration data table in this test report.

3.6.3 Test Procedures

Test Method	
▪ The average emission levels shall be measured in [duty cycle ≥ 98 or duty factor].	
▪ Refer as ANSI C63.10, clause 6.10.3 band-edge testing shall be performed at the lowest frequency channel and highest frequency channel within the allowed operating band.	
▪ For the transmitter unwanted emissions shall be measured using following options below:	
	▪ Refer as KDB 558074, clause 8.6 (11.12 of ANSI C63.10) for restricted frequency bands.
▪ For the transmitter band-edge emissions shall be measured using following options below:	
	▪ Refer as KDB 558074 clause 8.7.1, When the performing peak or average radiated measurements, emissions within 2 MHz of the authorized band edge may be measured using the marker-delta method described below.
	▪ Refer as KDB 558074, clause 8.7.2 (6.10.6 of ANSI C63.10) for marker-delta method for band-edge measurements.
	▪ Refer as KDB 558074, clause 8.7.3 for narrower resolution bandwidth (100kHz) using the band power and summing the spectral levels.
▪ Use the following spectrum analyzer settings:	
	▪ Set RBW=100 kHz for f < 1 GHz; VBW=3 * RBW; Sweep = auto; Detector function = peak; Trace = max hold.
	▪ Set RBW = 1 MHz, VBW= 3MHz for f ≥ 1 GHz for peak measurement. For average measurement, refer as 1.1.4.
▪ KDB 414788 Open-Field Test Sites and Chamber Correlation Justification.	
	▪ Based on FCC 15.31(f)(2): measurements may be performed at a distance closer than that specified in regulations; however, an attempt should be made to avoid making measurements in the near field.
	▪ Open-field site and chamber correlation testing had been performed and chamber measured test result is the worst case test result.

3.6.4 Measurement Results Calculation

The measured Level is calculated using:
Corrected Reading: Raw(Read Level) + AF(Antenna Factor) + CL(Cable Loss) - PA(Preamp Factor)

3.6.5 Test Setup

Emissions in Restricted Frequency Bands

9kHz ~30MHz

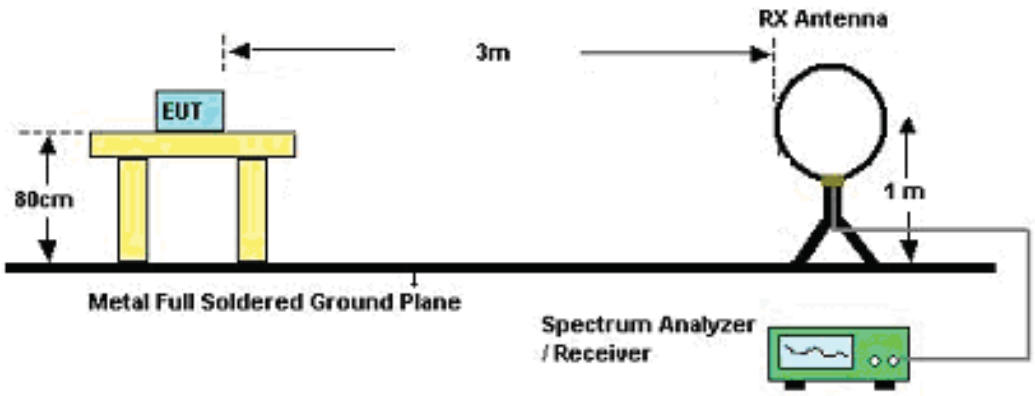

30MHz~1GHz

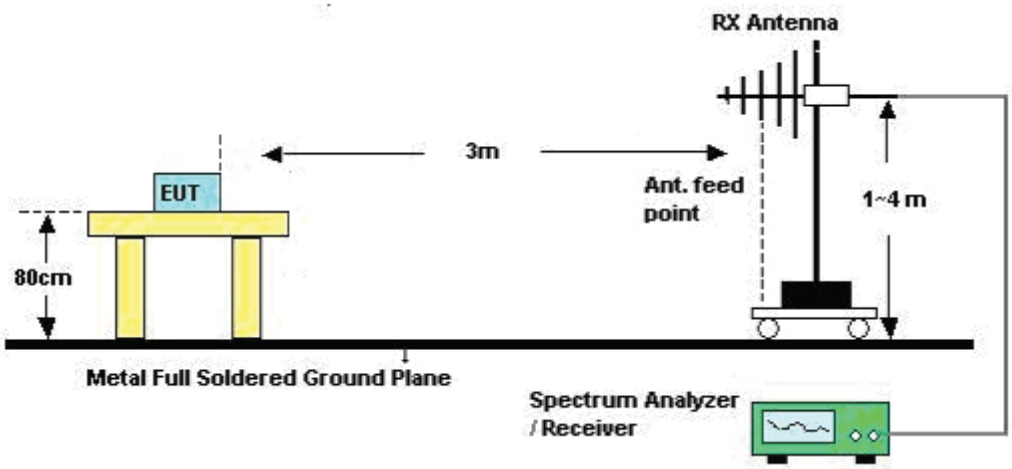

Above 1GHz

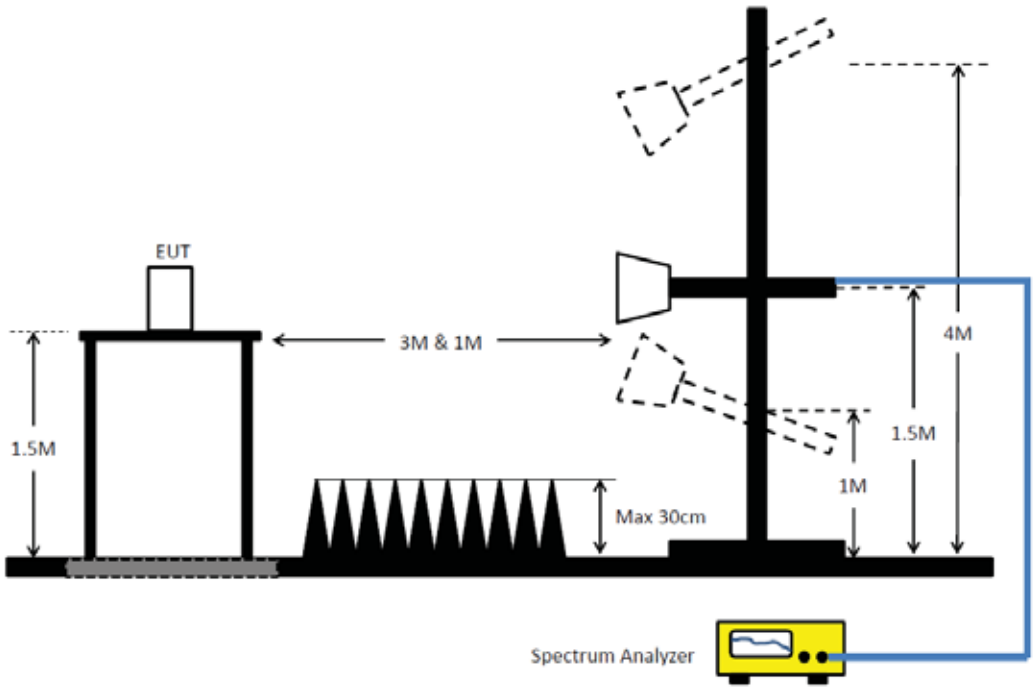

3.6.6 Test Result of Emissions in Restricted Frequency Bands (Below 30MHz)

The amplitude of spurious emissions which are attenuated by more than 20dB below the permissible value has no need to be reported.

3.6.7 Test Result of Emissions in Restricted Frequency Bands

Refer as Appendix F

4 Test Equipment and Calibration Data

Instrument for AC Conduction

Instrument	Manufacturer /Brand	Model No.	Serial No.	Spec.	Calibration Date	Calibration Due Date
EMI Test Receiver	R&S	ESR	102052	9kHz ~ 3.6GHz	19/Apr/2021	18/Apr/2022
LISN	R&S	ENV216	101295	9kHz ~ 30MHz	11/Nov/2020	10/Nov/2021
RF Cable 5m	TITAN	TITAN	CO04-cable-01	0.1MHz~200MHz	03/Mar/2021	02/Mar/2022
Impuls Begrenzer Pulse Limiter	SCHWARZBECK	VTSD 9561-F	9561-F041	9kHz ~ 30MHz	15/Sep/2021	14/Sep/2022

Instrument for Conducted Test

Instrument	Manufacturer /Brand	Model No.	Serial No.	Spec.	Calibration Date	Calibration Due Date
Signal Analyzer	R&S	FSV 40	101029	10Hz~40GHz	19/Oct/2020	18/Oct/2021
SMB100A Signal Generator	R&S	SMB100A03	181147	100kHz~40GHz	20/Oct/2020	19/Oct/2021
Pulse Sensor	Anritsu	MA2411B	1027452	300MHz~40GHz	25/Mar/2021	24/Mar/2022
Power Meter	Anritsu	ML2495A	1124009	300MHz~40GHz	25/Mar/2021	24/Mar/2022

Instrument for Radiated Test

Instrument	Manufacturer /Brand	Model No.	Serial No.	Spec.	Calibration Date	Calibration Due Date
3m Semi Anechoic Chamber	SIDT FRANKONIA	SAC-3M	03CH03-HY	30MHz~1GHz 3m	03/Aug/2021	02/Aug/2022
3m Semi Anechoic Chamber	SIDT FRANKONIA	SAC-3M	03CH03-HY	1GHz~18GHz 3m	03/Aug/2021	02/Aug/2022
Spectrum Analyzer	R&S	FSP30	100792	9 kHz ~ 30GHz	30/Jun/2021	29/Jun/2022
Amplifier	HP	8447D	2944A08033	10kHz~1.3GHz	13/Apr/2021	12/Apr/2022
Microwave Preamplifier	Agilent	8449B	3008A02326	1GHz~26.5GHz	15/Jul/2021	14/Jul/2022
Bilog Antenna & 6dB Attenuator	SCHAFFNER / EMCI	CBL6112B / N-6-05	22237 / AT-N-0603	30MHz~1GHz	25/Oct/2020	24/Oct/2021
Double Ridged Guide Horn Antenna	SCHWARZBECK	BBHA 9120 D	BBHA 9120 D 1531	1GHz~18GHz	24/Mar/2021	23/Mar/2022
RF Cable-R03m	Jye Bao	RG142	CB021	9kHz~30MHz	16/Jun/2021	15/Jun/2022
RF Cable-R03m	Jye Bao	RG142	MY37335/4+CB 021-1+CB021-2	30MHz~1GHz	17/Mar/2021	16/Mar/2022
RF CABLE 5+6m	HUBER+SUHNER	SUOFLEX 104	SN MY38596/4+SN 804300/4	1GHz~40GHz	28/Jul/2021	27/Jul/2022
Broadband Horn Antenna	SCHWARZBECK	BBHA 9170	BBHA 9170221	15GHz~40GHz	11/Mar/2021	10/Mar/2022
Loop Antenna	TESEQ	HLA 6120	31244	9kHz~30MHz	16/Mar/2021	15/Mar/2022
EMI Test Receiver	R&S	ESR3	102052	9kHz~3.6GHz	19/Apr/2021	18/Apr/2022

Summary

Mode	Result	Type	Freq (Hz)	Level (dBuV)	Limit (dBuV)	Margin (dB)	Condition
Mode 1	Pass	AV	571.327k	36.39	46.00	-9.61	Neutral

Mode Configure

Mode	Result	Type	Freq (Hz)	Level (dBuV)	Limit (dBuV)	Margin (dB)	Condition	Comments
Mode 1	Pass	QP	153.636k	48.10	65.81	-17.71	Line	-
Mode 1	Pass	AV	153.636k	32.12	55.81	-23.69	Line	-
Mode 1	Pass	QP	175.97k	42.40	64.68	-22.28	Line	-
Mode 1	Pass	AV	175.97k	24.07	54.68	-30.61	Line	-
Mode 1	Pass	QP	208.925k	42.79	63.25	-20.46	Line	-
Mode 1	Pass	AV	208.925k	25.09	53.25	-28.16	Line	-
Mode 1	Pass	QP	560.037k	42.59	56.00	-13.41	Line	-
Mode 1	Pass	AV	560.037k	32.29	46.00	-13.71	Line	-
Mode 1	Pass	QP	1.397M	25.71	56.00	-30.29	Line	-
Mode 1	Pass	AV	1.397M	18.99	46.00	-27.01	Line	-
Mode 1	Pass	QP	9.269M	27.25	60.00	-32.75	Line	-
Mode 1	Pass	AV	9.269M	19.88	50.00	-30.12	Line	-
Mode 1	Pass	QP	153.024k	48.55	65.83	-17.28	Neutral	-
Mode 1	Pass	AV	153.024k	32.52	55.83	-23.31	Neutral	-
Mode 1	Pass	QP	192.892k	42.98	63.92	-20.94	Neutral	-
Mode 1	Pass	AV	192.892k	25.49	53.92	-28.43	Neutral	-
Mode 1	Pass	QP	208.925k	44.12	63.25	-19.13	Neutral	-
Mode 1	Pass	AV	208.925k	26.88	53.25	-26.37	Neutral	-
Mode 1	Pass	QP	571.327k	46.21	56.00	-9.79	Neutral	-
Mode 1	Pass	AV	571.327k	36.39	46.00	-9.61	Neutral	-
Mode 1	Pass	QP	959.992k	30.74	56.00	-25.26	Neutral	-
Mode 1	Pass	AV	959.992k	22.78	46.00	-23.22	Neutral	-
Mode 1	Pass	QP	13.435M	26.59	60.00	-33.41	Neutral	-
Mode 1	Pass	AV	13.435M	18.43	50.00	-31.57	Neutral	-

Conducted Emissions at Powerline_Mode 1

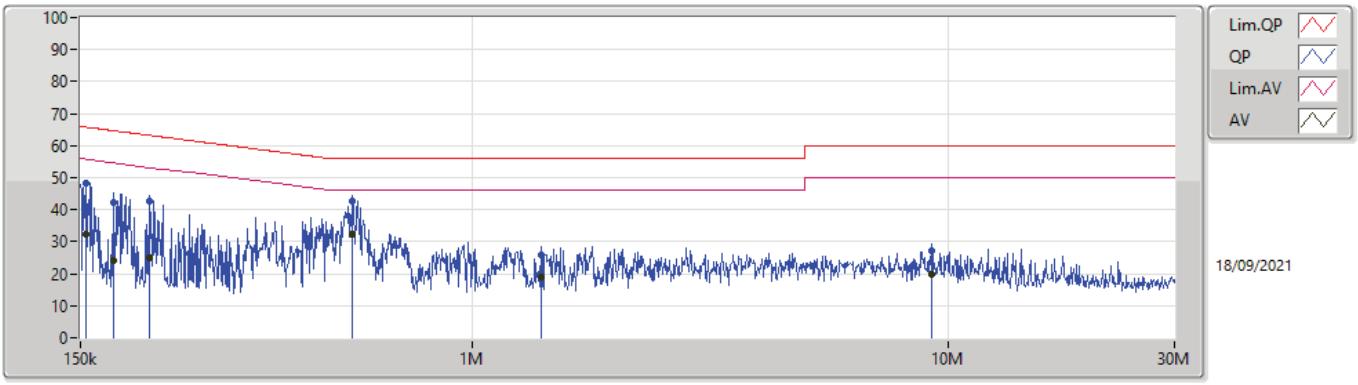

Type	Freq	Level	Limit	Margin	Factor	Condition	Comment	Raw	LISN	CL	AT
	(Hz)	(dBuV)	(dBuV)	(dB)	(dB)			(dBuV)	(dB)	(dB)	(dB)
QP	153.636k	48.10	65.81	-17.71	19.62	Line	-	28.48	9.69	0.04	9.89
AV	153.636k	32.12	55.81	-23.69	19.62	Line	-	12.50	9.69	0.04	9.89
QP	175.97k	42.40	64.68	-22.28	19.61	Line	-	22.79	9.68	0.04	9.89
AV	175.97k	24.07	54.68	-30.61	19.61	Line	-	4.46	9.68	0.04	9.89
QP	208.925k	42.79	63.25	-20.46	19.61	Line	-	23.18	9.68	0.04	9.89
AV	208.925k	25.09	53.25	-28.16	19.61	Line	-	5.48	9.68	0.04	9.89
QP	560.037k	42.59	56.00	-13.41	19.63	Line	-	22.96	9.67	0.07	9.89
AV	560.037k	32.29	46.00	-13.71	19.63	Line	-	12.66	9.67	0.07	9.89
QP	1.397M	25.71	56.00	-30.29	19.65	Line	-	6.06	9.67	0.09	9.89
AV	1.397M	18.99	46.00	-27.01	19.65	Line	-	-0.66	9.67	0.09	9.89
QP	9.269M	27.25	60.00	-32.75	19.81	Line	-	7.44	9.72	0.20	9.89
AV	9.269M	19.88	50.00	-30.12	19.81	Line	-	0.07	9.72	0.20	9.89

Conducted Emissions at Powerline_Mode 1

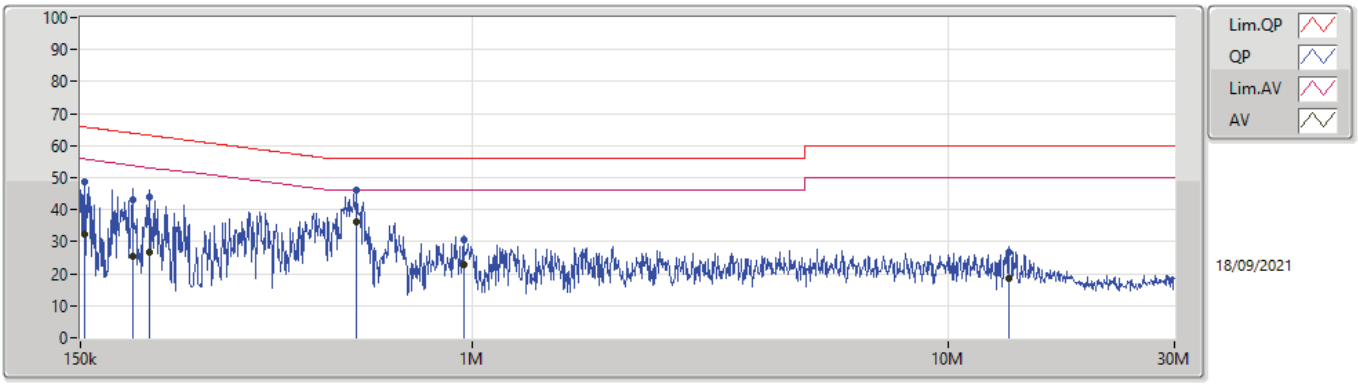

Type	Freq	Level	Limit	Margin	Factor	Condition	Comment	Raw	LISN	CL	AT
	(Hz)	(dBuV)	(dBuV)	(dB)	(dB)			(dBuV)	(dB)	(dB)	(dB)
QP	153.024k	48.55	65.83	-17.28	19.62	Neutral	-	28.93	9.69	0.04	9.89
AV	153.024k	32.52	55.83	-23.31	19.62	Neutral	-	12.90	9.69	0.04	9.89
QP	192.892k	42.98	63.92	-20.94	19.61	Neutral	-	23.37	9.68	0.04	9.89
AV	192.892k	25.49	53.92	-28.43	19.61	Neutral	-	5.88	9.68	0.04	9.89
QP	208.925k	44.12	63.25	-19.13	19.61	Neutral	-	24.51	9.68	0.04	9.89
AV	208.925k	26.88	53.25	-26.37	19.61	Neutral	-	7.27	9.68	0.04	9.89
QP	571.327k	46.21	56.00	-9.79	19.63	Neutral	-	26.58	9.67	0.07	9.89
AV	571.327k	36.39	46.00	-9.61	19.63	Neutral	-	16.76	9.67	0.07	9.89
QP	959.992k	30.74	56.00	-25.26	19.64	Neutral	-	11.10	9.67	0.08	9.89
AV	959.992k	22.78	46.00	-23.22	19.64	Neutral	-	3.14	9.67	0.08	9.89
QP	13.435M	26.59	60.00	-33.41	19.87	Neutral	-	6.72	9.74	0.24	9.89
AV	13.435M	18.43	50.00	-31.57	19.87	Neutral	-	-1.44	9.74	0.24	9.89

Summary

Mode	Result	Type	Freq (Hz)	Level (dBuV)	Limit (dBuV)	Margin (dB)	Condition
Mode 1	Pass	QP	575.907k	45.78	56.00	-10.22	Neutral

Mode Configure

Mode	Result	Type	Freq (Hz)	Level (dBuV)	Limit (dBuV)	Margin (dB)	Condition	Comments
Mode 1	Pass	QP	155.487k	48.92	65.69	-16.77	Line	-
Mode 1	Pass	AV	155.487k	31.67	55.69	-24.02	Line	-
Mode 1	Pass	QP	175.269k	43.11	64.70	-21.59	Line	-
Mode 1	Pass	AV	175.269k	24.28	54.70	-30.42	Line	-
Mode 1	Pass	QP	208.092k	43.40	63.28	-19.88	Line	-
Mode 1	Pass	AV	208.092k	25.83	53.28	-27.45	Line	-
Mode 1	Pass	QP	564.526k	43.93	56.00	-12.07	Line	-
Mode 1	Pass	AV	564.526k	33.45	46.00	-12.55	Line	-
Mode 1	Pass	QP	2.357M	23.89	56.00	-32.11	Line	-
Mode 1	Pass	AV	2.357M	16.96	46.00	-29.04	Line	-
Mode 1	Pass	QP	9.569M	27.51	60.00	-32.49	Line	-
Mode 1	Pass	AV	9.569M	19.30	50.00	-30.70	Line	-
Mode 1	Pass	QP	157.361k	48.47	65.60	-17.13	Neutral	-
Mode 1	Pass	AV	157.361k	30.97	55.60	-24.63	Neutral	-
Mode 1	Pass	QP	176.674k	46.91	64.64	-17.73	Neutral	-
Mode 1	Pass	AV	176.674k	27.94	54.64	-26.70	Neutral	-
Mode 1	Pass	QP	193.664k	36.77	63.88	-27.11	Neutral	-
Mode 1	Pass	AV	193.664k	22.64	53.88	-31.24	Neutral	-
Mode 1	Pass	QP	575.907k	45.78	56.00	-10.22	Neutral	-
Mode 1	Pass	AV	575.907k	33.54	46.00	-12.46	Neutral	-
Mode 1	Pass	QP	956.168k	31.75	56.00	-24.25	Neutral	-
Mode 1	Pass	AV	956.168k	22.21	46.00	-23.79	Neutral	-
Mode 1	Pass	QP	10.039M	26.15	60.00	-33.85	Neutral	-
Mode 1	Pass	AV	10.039M	20.00	50.00	-30.00	Neutral	-

Conducted Emissions at Powerline_Mode 1

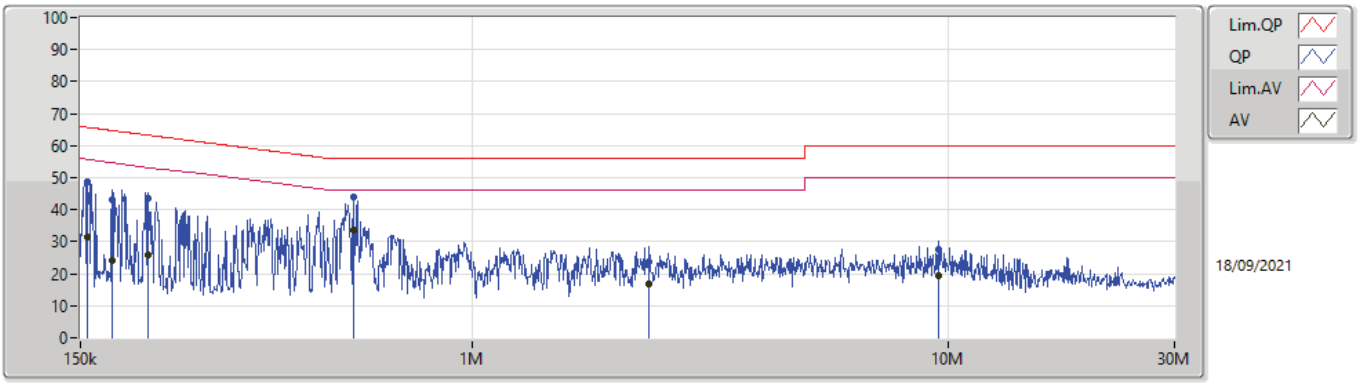

Type	Freq	Level	Limit	Margin	Factor	Condition	Comment	Raw	LISN	CL	AT
	(Hz)	(dBuV)	(dBuV)	(dB)	(dB)			(dBuV)	(dB)	(dB)	(dB)
QP	155.487k	48.92	65.69	-16.77	19.62	Line	-	29.30	9.69	0.04	9.89
AV	155.487k	31.67	55.69	-24.02	19.62	Line	-	12.05	9.69	0.04	9.89
QP	175.269k	43.11	64.70	-21.59	19.61	Line	-	23.50	9.68	0.04	9.89
AV	175.269k	24.28	54.70	-30.42	19.61	Line	-	4.67	9.68	0.04	9.89
QP	208.092k	43.40	63.28	-19.88	19.61	Line	-	23.79	9.68	0.04	9.89
AV	208.092k	25.83	53.28	-27.45	19.61	Line	-	6.22	9.68	0.04	9.89
QP	564.526k	43.93	56.00	-12.07	19.63	Line	-	24.30	9.67	0.07	9.89
AV	564.526k	33.45	46.00	-12.55	19.63	Line	-	13.82	9.67	0.07	9.89
QP	2.357M	23.89	56.00	-32.11	19.67	Line	-	4.22	9.68	0.11	9.88
AV	2.357M	16.96	46.00	-29.04	19.67	Line	-	-2.71	9.68	0.11	9.88
QP	9.569M	27.51	60.00	-32.49	19.81	Line	-	7.70	9.72	0.20	9.89
AV	9.569M	19.30	50.00	-30.70	19.81	Line	-	-0.51	9.72	0.20	9.89

Conducted Emissions at Powerline_Mode 1

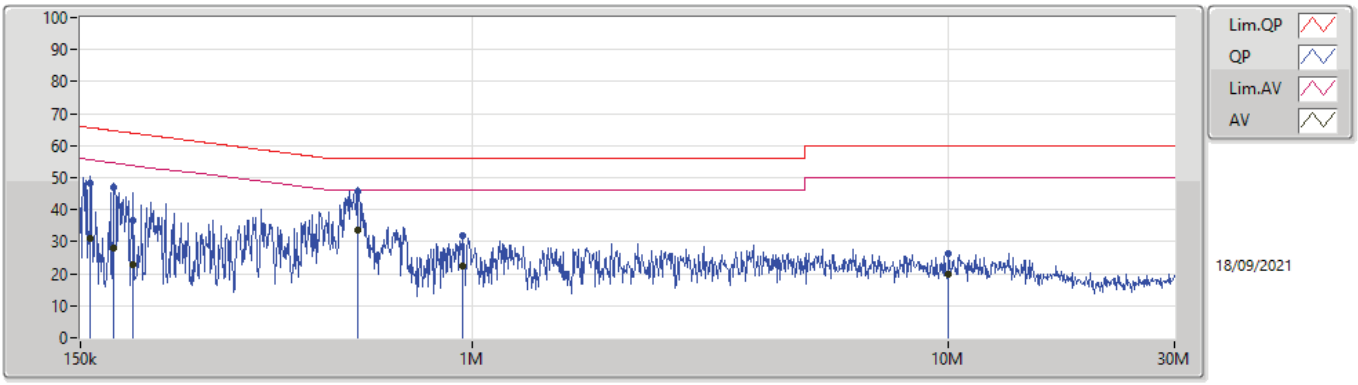

Type	Freq	Level	Limit	Margin	Factor	Condition	Comment	Raw	LISN	CL	AT
	(Hz)	(dBuV)	(dBuV)	(dB)	(dB)			(dBuV)	(dB)	(dB)	(dB)
QP	157.361k	48.47	65.60	-17.13	19.62	Neutral	-	28.85	9.69	0.04	9.89
AV	157.361k	30.97	55.60	-24.63	19.62	Neutral	-	11.35	9.69	0.04	9.89
QP	176.674k	46.91	64.64	-17.73	19.61	Neutral	-	27.30	9.68	0.04	9.89
AV	176.674k	27.94	54.64	-26.70	19.61	Neutral	-	8.33	9.68	0.04	9.89
QP	193.664k	36.77	63.88	-27.11	19.61	Neutral	-	17.16	9.68	0.04	9.89
AV	193.664k	22.64	53.88	-31.24	19.61	Neutral	-	3.03	9.68	0.04	9.89
QP	575.907k	45.78	56.00	-10.22	19.63	Neutral	-	26.15	9.67	0.07	9.89
AV	575.907k	33.54	46.00	-12.46	19.63	Neutral	-	13.91	9.67	0.07	9.89
QP	956.168k	31.75	56.00	-24.25	19.64	Neutral	-	12.11	9.67	0.08	9.89
AV	956.168k	22.21	46.00	-23.79	19.64	Neutral	-	2.57	9.67	0.08	9.89
QP	10.039M	26.15	60.00	-33.85	19.82	Neutral	-	6.33	9.73	0.20	9.89
AV	10.039M	20.00	50.00	-30.00	19.82	Neutral	-	0.18	9.73	0.20	9.89

Summary

Mode	Max-N dB (Hz)	Max-OBW (Hz)	ITU-Code	Min-N dB (Hz)	Min-OBW (Hz)
2.4-2.4835GHz	-	-	-	-	-
802.11b_Nss1,(1Mbps)_4TX	8.05M	12.844M	12M8G1D	7.525M	12.644M
802.11g_Nss1,(6Mbps)_4TX	15.325M	16.542M	16M5D1D	15M	16.417M
802.11ax HEW20_Nss1,(MCS0)_4TX	18.725M	18.941M	18M9D1D	17.475M	18.816M
802.11ax HEW40_Nss1,(MCS0)_4TX	37.1M	37.881M	37M9D1D	35.1M	37.631M

Max-N dB = Maximum 6dB down bandwidth; Max-OBW = Maximum 99% occupied bandwidth;
Min-N dB = Minimum 6dB down bandwidth; Min-OBW = Minimum 99% occupied bandwidth

Result

Mode	Result	Limit (Hz)	Port 1-N dB (Hz)	Port 1-OBW (Hz)	Port 2-N dB (Hz)	Port 2-OBW (Hz)	Port 3-N dB (Hz)	Port 3-OBW (Hz)	Port 4-N dB (Hz)	Port 4-OBW (Hz)
802.11b_Nss1,(1Mbps)_4TX	-	-	-	-	-	-	-	-	-	-
2412MHz	Pass	500k	8.05M	12.769M	7.525M	12.669M	8.025M	12.694M	7.575M	12.694M
2437MHz	Pass	500k	8.025M	12.844M	8.025M	12.769M	8.05M	12.844M	7.575M	12.769M
2462MHz	Pass	500k	8M	12.744M	8.025M	12.644M	8M	12.694M	8.025M	12.694M
802.11g_Nss1,(6Mbps)_4TX	-	-	-	-	-	-	-	-	-	-
2412MHz	Pass	500k	15.1M	16.492M	15.1M	16.442M	15.05M	16.442M	15.325M	16.467M
2437MHz	Pass	500k	15.1M	16.467M	15M	16.492M	15.075M	16.542M	15.1M	16.492M
2462MHz	Pass	500k	15.1M	16.492M	15.075M	16.517M	15.125M	16.417M	15.1M	16.467M
802.11ax HEW20_Nss1,(MCS0)_4TX	-	-	-	-	-	-	-	-	-	-
2412MHz	Pass	500k	18.4M	18.841M	17.775M	18.816M	17.925M	18.866M	18.05M	18.841M
2437MHz	Pass	500k	18.625M	18.916M	17.475M	18.891M	17.725M	18.941M	18.075M	18.941M
2462MHz	Pass	500k	18.275M	18.916M	18.725M	18.916M	18.5M	18.941M	18.475M	18.941M
802.11ax HEW40_Nss1,(MCS0)_4TX	-	-	-	-	-	-	-	-	-	-
2422MHz	Pass	500k	37.1M	37.731M	36.3M	37.781M	36.2M	37.731M	36.3M	37.831M
2437MHz	Pass	500k	36.4M	37.781M	36.85M	37.881M	36M	37.731M	36.3M	37.881M
2452MHz	Pass	500k	35.1M	37.631M	36.3M	37.731M	35.2M	37.731M	36.3M	37.781M

Port X-N dB = Port X 6dB down bandwidth;
Port X-OBW = Port X 99% occupied bandwidth

802.11b_Nss1,(1Mbps)_4TX EBW

2412MHz

18/09/2021

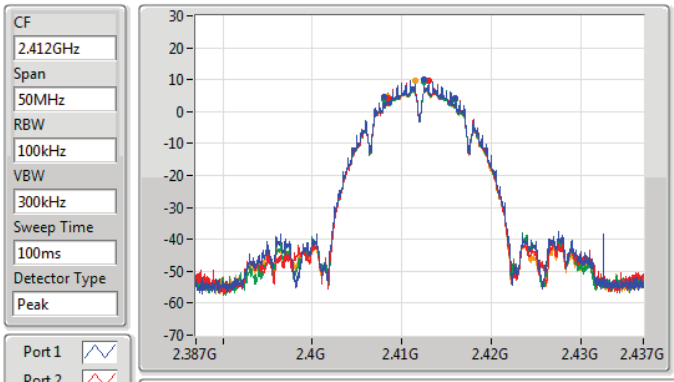

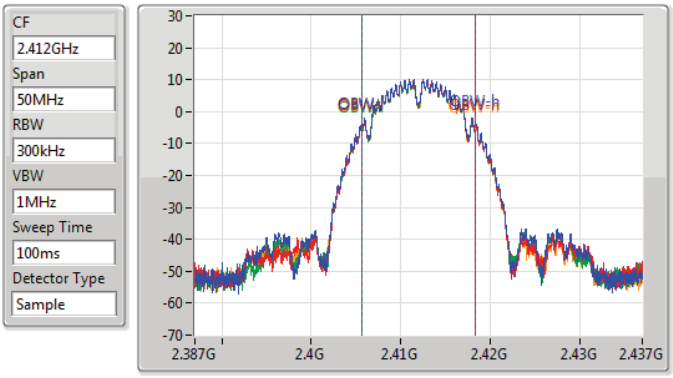

6dB(Hz)	Fl-6dB(Hz)	Fh-6dB(Hz)	OBW(Hz)	Fl-OBW(Hz)	Fh-OBW(Hz)	Limit(Hz)	Port
8.05M	2.407975G	2.416025G	12.769M	2.405628G	2.418397G	500k	1
7.525M	2.40845G	2.415975G	12.669M	2.405678G	2.418347G	500k	2
8.025M	2.407975G	2.416G	12.694M	2.405653G	2.418347G	500k	3
7.575M	2.40845G	2.416025G	12.694M	2.405628G	2.418322G	500k	4

802.11b_Nss1,(1Mbps)_4TX EBW

2437MHz

18/09/2021

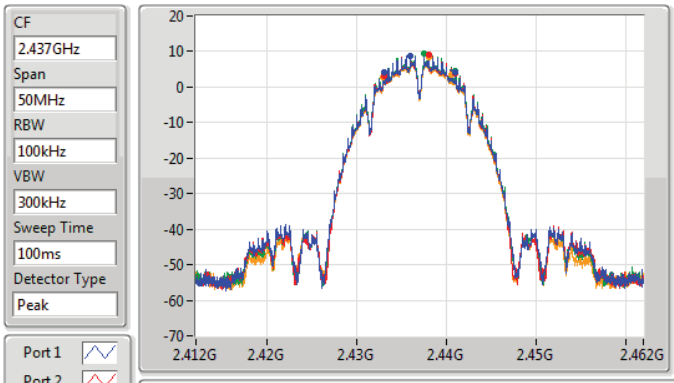

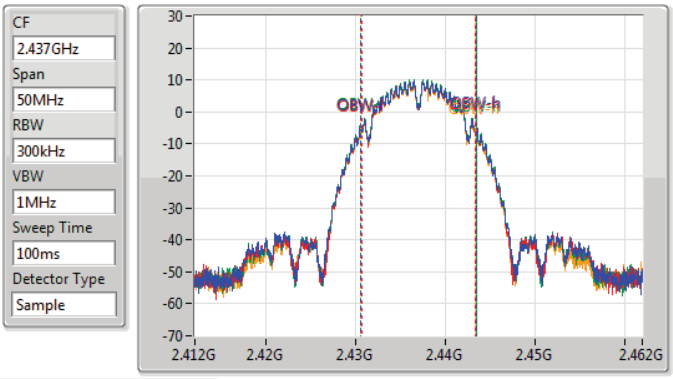

6dB(Hz)	Fl-6dB(Hz)	Fh-6dB(Hz)	OBW(Hz)	Fl-OBW(Hz)	Fh-OBW(Hz)	Limit(Hz)	Port
8.025M	2.432975G	2.441G	12.844M	2.430578G	2.443422G	500k	1
8.025M	2.432975G	2.441G	12.769M	2.430628G	2.443397G	500k	2
8.05M	2.432975G	2.441025G	12.844M	2.430578G	2.443422G	500k	3
7.575M	2.43295G	2.440525G	12.769M	2.430578G	2.443347G	500k	4

802.11b_Nss1,(1Mbps)_4TX EBW

2462MHz

18/09/2021

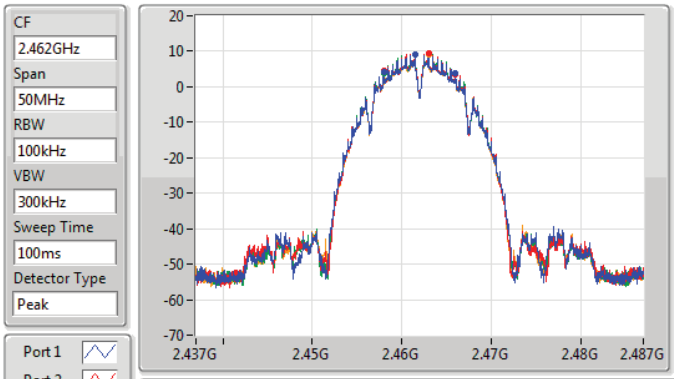

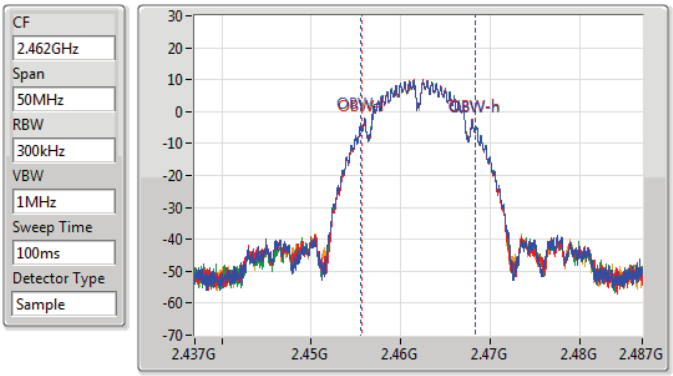

6dB(Hz)	Fl-6dB(Hz)	Fh-6dB(Hz)	OBW(Hz)	Fl-OBW(Hz)	Fh-OBW(Hz)	Limit(Hz)	Port
8M	2.458G	2.466G	12.744M	2.455578G	2.468322G	500k	1
8.025M	2.457975G	2.466G	12.644M	2.455653G	2.468297G	500k	2
8M	2.458G	2.466G	12.694M	2.455628G	2.468322G	500k	3
8.025M	2.457975G	2.466G	12.694M	2.455628G	2.468322G	500k	4

802.11g_Nss1,(6Mbps)_4TX EBW

2412MHz

18/09/2021

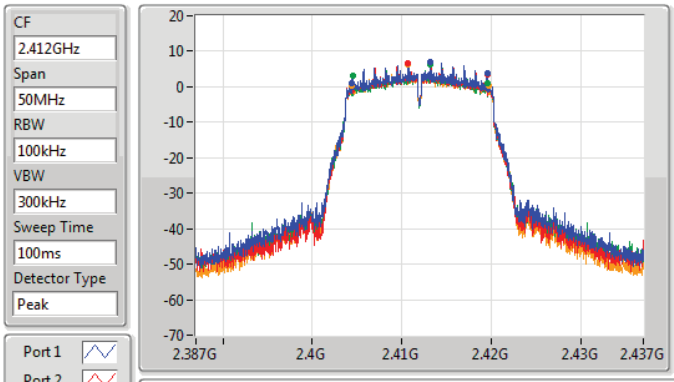

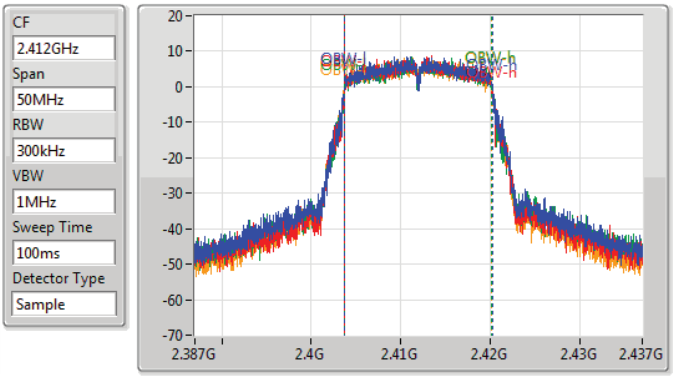

6dB(Hz)	Fl-6dB(Hz)	Fh-6dB(Hz)	OBW(Hz)	Fl-OBW(Hz)	Fh-OBW(Hz)	Limit(Hz)	Port
15.1M	2.404425G	2.419525G	16.492M	2.403754G	2.420246G	500k	1
15.1M	2.404425G	2.419525G	16.442M	2.403779G	2.420221G	500k	2
15.05M	2.4045G	2.41955G	16.442M	2.403754G	2.420196G	500k	3
15.325M	2.404425G	2.41975G	16.467M	2.403729G	2.420196G	500k	4

802.11g_Nss1,(6Mbps)_4TX EBW

2437MHz

18/09/2021

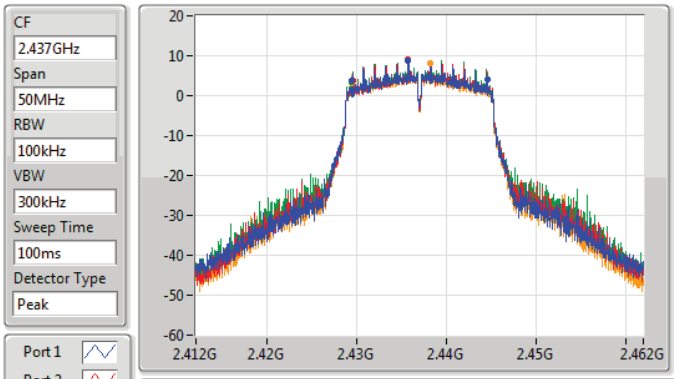

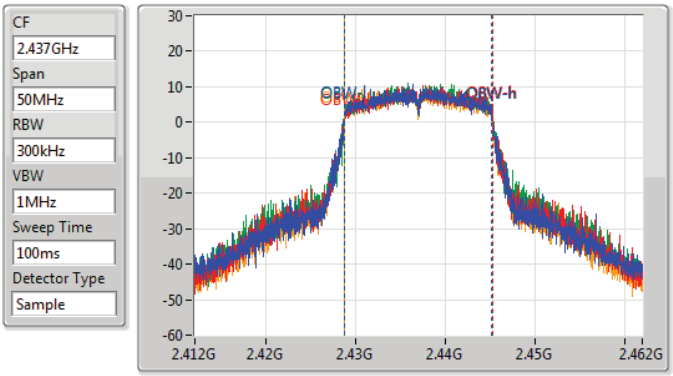

6dB(Hz)	Fl-6dB(Hz)	Fh-6dB(Hz)	OBW(Hz)	Fl-OBW(Hz)	Fh-OBW(Hz)	Limit(Hz)	Port
15.1M	2.42945G	2.44455G	16.467M	2.428729G	2.445196G	500k	1
15M	2.42955G	2.44455G	16.492M	2.428754G	2.445246G	500k	2
15.075M	2.429475G	2.44455G	16.542M	2.428754G	2.445296G	500k	3
15.1M	2.429425G	2.444525G	16.492M	2.428729G	2.445221G	500k	4

802.11g_Nss1,(6Mbps)_4TX EBW

2462MHz

18/09/2021

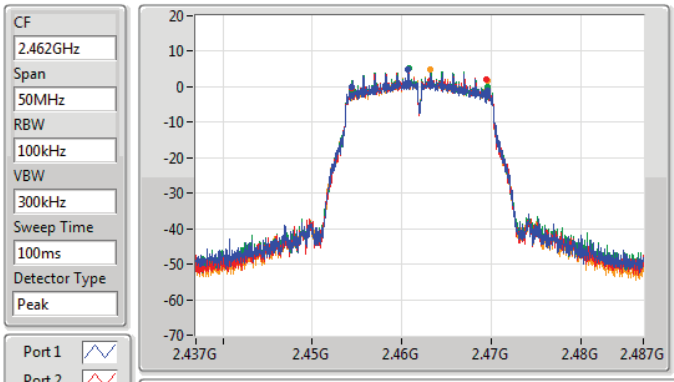

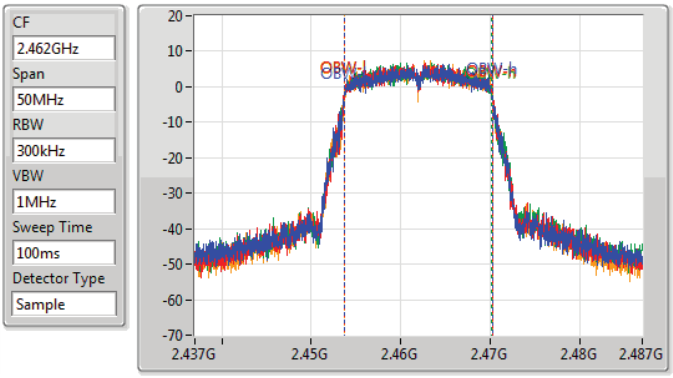

6dB(Hz)	Fl-6dB(Hz)	Fh-6dB(Hz)	OBW(Hz)	Fl-OBW(Hz)	Fh-OBW(Hz)	Limit(Hz)	Port
15.1M	2.45445G	2.46955G	16.492M	2.453729G	2.470221G	500k	1
15.075M	2.454425G	2.4695G	16.517M	2.453754G	2.470271G	500k	2
15.125M	2.454425G	2.46955G	16.417M	2.453754G	2.470171G	500k	3
15.1M	2.454425G	2.469525G	16.467M	2.453754G	2.470221G	500k	4

802.11ax HEW20_Nss1,(MCS0)_4TX EBW

2412MHz

18/09/2021

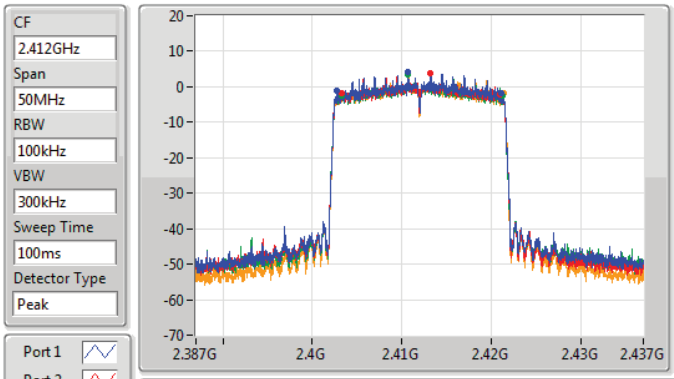

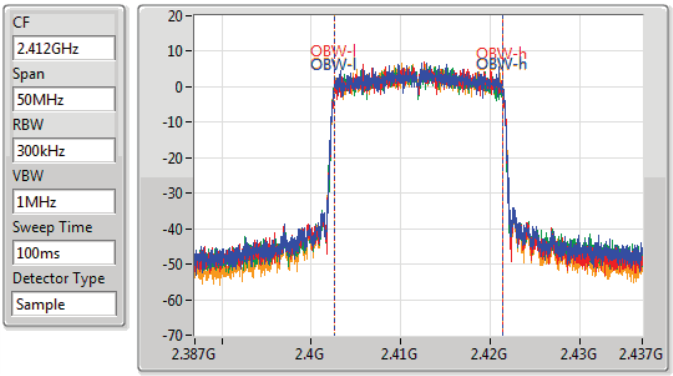

6dB(Hz)	Fl-6dB(Hz)	Fh-6dB(Hz)	OBW(Hz)	Fl-OBW(Hz)	Fh-OBW(Hz)	Limit(Hz)	Port
18.4M	2.402775G	2.421175G	18.841M	2.40258G	2.42142G	500k	1
17.775M	2.403275G	2.42105G	18.816M	2.40258G	2.421395G	500k	2
17.925M	2.403325G	2.42125G	18.866M	2.402555G	2.42142G	500k	3
18.05M	2.4033G	2.42135G	18.841M	2.402555G	2.421395G	500k	4

802.11ax HEW20_Nss1,(MCS0)_4TX EBW

2437MHz

18/09/2021

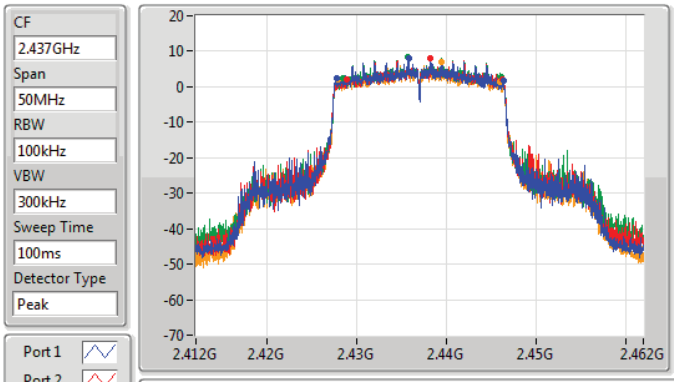

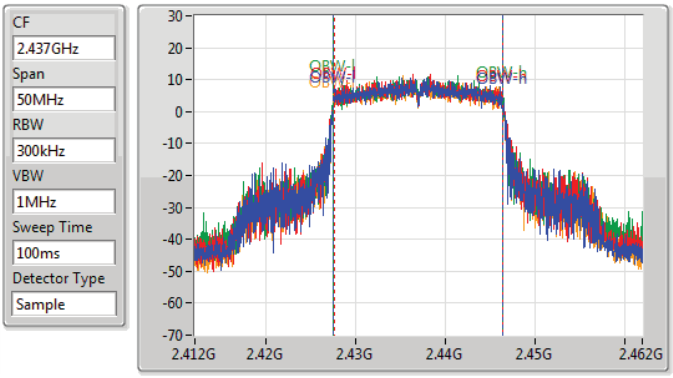

6dB(Hz)	Fl-6dB(Hz)	Fh-6dB(Hz)	OBW(Hz)	Fl-OBW(Hz)	Fh-OBW(Hz)	Limit(Hz)	Port
18.625M	2.427725G	2.44635G	18.916M	2.427505G	2.44642G	500k	1
17.475M	2.428825G	2.4463G	18.891M	2.427555G	2.446445G	500k	2
17.725M	2.428375G	2.4461G	18.941M	2.427505G	2.446445G	500k	3
18.075M	2.4279G	2.445975G	18.941M	2.42748G	2.44642G	500k	4

802.11ax HEW20_Nss1,(MCS0)_4TX EBW

2462MHz

18/09/2021

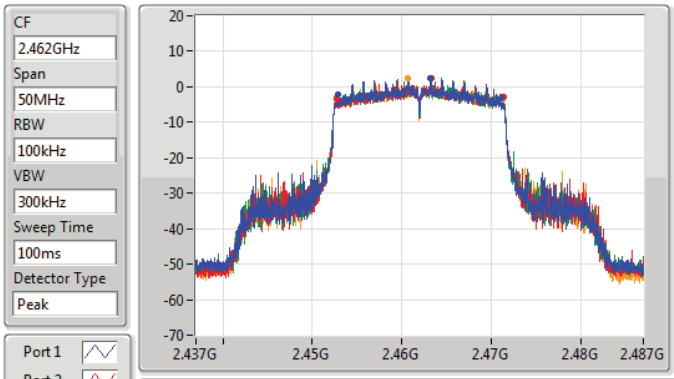

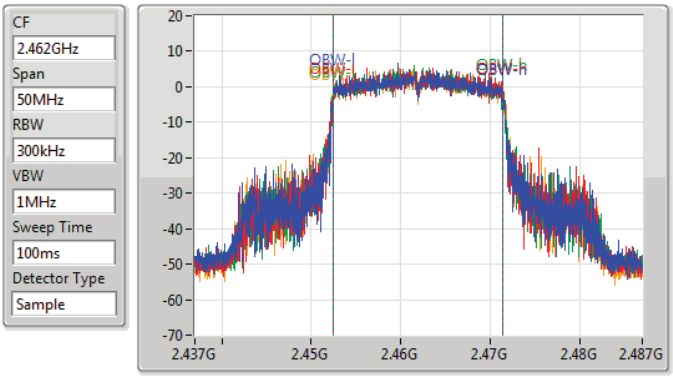

6dB(Hz)	Fl-6dB(Hz)	Fh-6dB(Hz)	OBW(Hz)	Fl-OBW(Hz)	Fh-OBW(Hz)	Limit(Hz)	Port
18.275M	2.452825G	2.4711G	18.916M	2.452505G	2.47142G	500k	1
18.725M	2.452675G	2.4714G	18.916M	2.452505G	2.47142G	500k	2
18.5M	2.452725G	2.471225G	18.941M	2.452505G	2.471445G	500k	3
18.475M	2.452775G	2.47125G	18.941M	2.452505G	2.471445G	500k	4

802.11ax HEW40_Nss1,(MCS0)_4TX EBW

2422MHz

18/09/2021

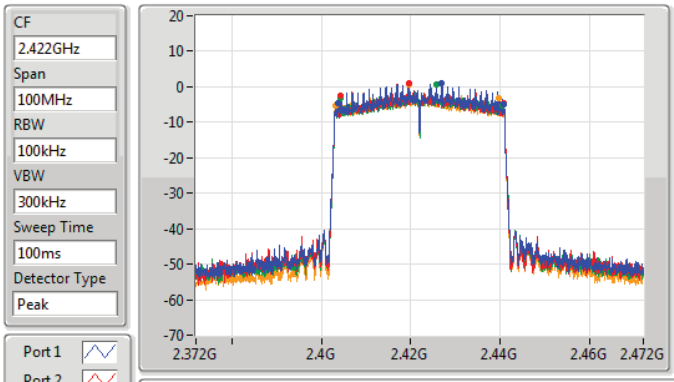

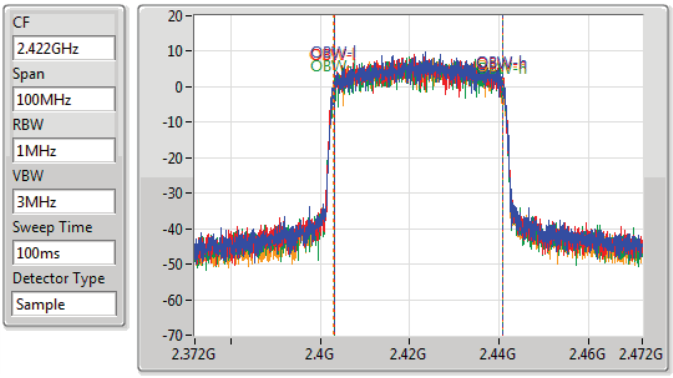

6dB(Hz)	Fl-6dB(Hz)	Fh-6dB(Hz)	OBW(Hz)	Fl-OBW(Hz)	Fh-OBW(Hz)	Limit(Hz)	Port
37.1M	2.4038G	2.4409G	37.731M	2.403109G	2.440841G	500k	1
36.3M	2.40445G	2.44075G	37.781M	2.403109G	2.440891G	500k	2
36.2M	2.40445G	2.44065G	37.731M	2.403159G	2.440891G	500k	3
36.3M	2.40325G	2.43955G	37.831M	2.403009G	2.440841G	500k	4

802.11ax HEW40_Nss1,(MCS0)_4TX EBW

2437MHz

18/09/2021

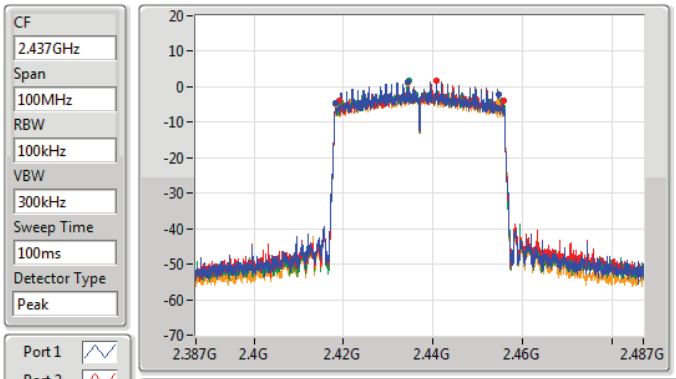

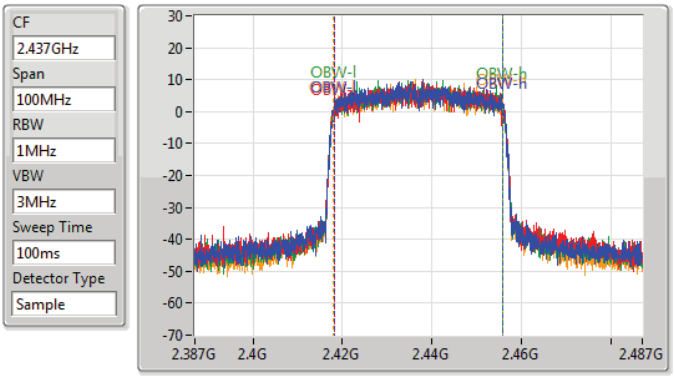

6dB(Hz)	Fl-6dB(Hz)	Fh-6dB(Hz)	OBW(Hz)	Fl-OBW(Hz)	Fh-OBW(Hz)	Limit(Hz)	Port
36.4M	2.41815G	2.45455G	37.781M	2.418059G	2.455841G	500k	1
36.85M	2.4189G	2.45575G	37.881M	2.418059G	2.455941G	500k	2
36M	2.4194G	2.4554G	37.731M	2.418159G	2.455891G	500k	3
36.3M	2.41825G	2.45455G	37.881M	2.418009G	2.455891G	500k	4

802.11ax HEW40_Nss1,(MCS0)_4TX EBW

2452MHz

18/09/2021

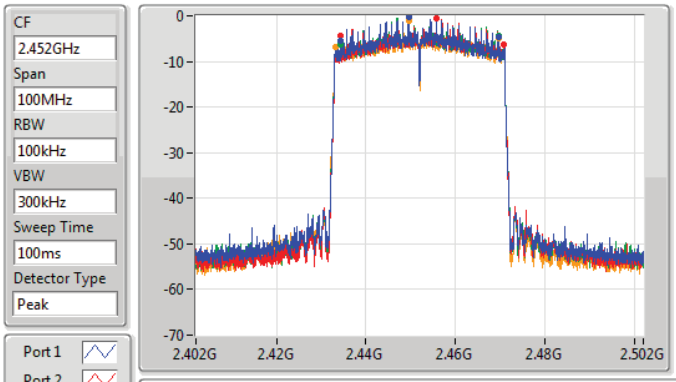

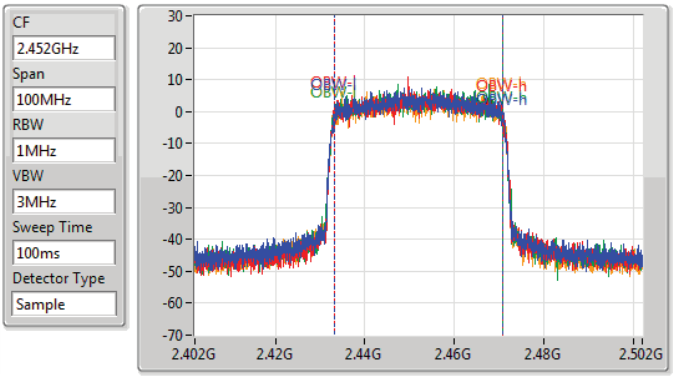

6dB(Hz)	Fl-6dB(Hz)	Fh-6dB(Hz)	OBW(Hz)	Fl-OBW(Hz)	Fh-OBW(Hz)	Limit(Hz)	Port
35.1M	2.43445G	2.46955G	37.631M	2.433159G	2.470791G	500k	1
36.3M	2.43445G	2.47075G	37.731M	2.433109G	2.470841G	500k	2
35.2M	2.43435G	2.46955G	37.731M	2.433109G	2.470841G	500k	3
36.3M	2.43325G	2.46955G	37.781M	2.433109G	2.470891G	500k	4

Summary

Mode	Total Power (dBm)	Total Power (W)
2.4-2.4835GHz	-	-
802.11b_Nss1,(1Mbps)_4TX	26.99	0.50003
802.11g_Nss1,(6Mbps)_4TX	24.49	0.28119
802.11ax HEW20_Nss1,(MCS0)_4TX	24.24	0.26546
802.11ax HEW40_Nss1,(MCS0)_4TX	20.81	0.12050

Result

Mode	Result	DG (dBi)	Port 1 (dBm)	Port 2 (dBm)	Port 3 (dBm)	Port 4 (dBm)	Total Power (dBm)	Power Limit (dBm)
802.11b_Nss1,(1Mbps)_4TX	-	-	-	-	-	-	-	-
2412MHz	Pass	5.20	17.24	17.14	16.87	16.73	23.02	30.00
2417MHz	Pass	5.20	20.96	21.31	20.96	20.61	26.99	30.00
2437MHz	Pass	5.20	16.68	16.56	17.01	16.10	22.62	30.00
2457MHz	Pass	5.20	15.99	15.98	16.25	15.43	21.94	30.00
2462MHz	Pass	5.20	16.68	16.95	17.07	16.66	22.86	30.00
802.11g_Nss1,(6Mbps)_4TX	-	-	-	-	-	-	-	-
2412MHz	Pass	5.20	17.26	17.04	16.77	16.75	22.98	30.00
2417MHz	Pass	5.20	17.75	17.69	17.42	17.20	23.54	30.00
2437MHz	Pass	5.20	18.52	18.59	18.75	17.96	24.49	30.00
2457MHz	Pass	5.20	16.74	16.90	17.18	16.37	22.83	30.00
2462MHz	Pass	5.20	15.33	15.48	15.68	15.26	21.46	30.00
802.11ax HEW20_Nss1,(MCS0)_4TX	-	-	-	-	-	-	-	-
2412MHz	Pass	5.20	14.84	14.63	14.28	14.30	20.54	30.00
2417MHz	Pass	5.20	17.33	17.14	16.90	16.60	23.02	30.00
2437MHz	Pass	5.20	18.63	18.29	18.33	17.58	24.24	30.00
2457MHz	Pass	5.20	15.49	15.60	15.73	15.02	21.49	30.00
2462MHz	Pass	5.20	13.46	13.53	13.54	13.40	19.50	30.00
802.11ax HEW40_Nss1,(MCS0)_4TX	-	-	-	-	-	-	-	-
2422MHz	Pass	5.20	14.48	14.41	14.08	13.97	20.26	30.00
2427MHz	Pass	5.20	14.47	14.38	14.04	13.91	20.23	30.00
2437MHz	Pass	5.20	14.96	14.84	14.99	14.32	20.81	30.00
2447MHz	Pass	5.20	13.36	13.23	13.42	12.78	19.23	30.00
2452MHz	Pass	5.20	12.85	12.81	12.96	12.20	18.74	30.00

DG = Directional Gain; Port X = Port X output power

Summary

Mode	Total Power (dBm)	Total Power (W)
2.4-2.4835GHz	-	-
802.11ax HEW20-BF_Nss1,(MCS0)_4TX	18.22	0.06637
802.11ax HEW40-BF_Nss1,(MCS0)_4TX	14.79	0.03013

Result

Mode	Result	DG (dBi)	Port 1 (dBm)	Port 2 (dBm)	Port 3 (dBm)	Port 4 (dBm)	Total Power (dBm)	Power Limit (dBm)
802.11ax HEW20-BF_Nss1,(MCS0)_4TX	-	-	-	-	-	-	-	-
2412MHz	Pass	11.22	8.82	8.61	8.26	8.28	14.52	24.78
2417MHz	Pass	11.22	11.31	11.12	10.88	10.58	17.00	24.78
2437MHz	Pass	11.22	12.61	12.27	12.31	11.56	18.22	24.78
2457MHz	Pass	11.22	9.47	9.58	9.71	9.00	15.47	24.78
2462MHz	Pass	11.22	7.44	7.51	7.52	7.38	13.48	24.78
802.11ax HEW40-BF_Nss1,(MCS0)_4TX	-	-	-	-	-	-	-	-
2422MHz	Pass	11.22	8.46	8.39	8.06	7.95	14.24	24.78
2427MHz	Pass	11.22	8.45	8.36	8.02	7.89	14.21	24.78
2437MHz	Pass	11.22	8.94	8.82	8.97	8.30	14.79	24.78
2447MHz	Pass	11.22	7.34	7.21	7.40	6.76	13.21	24.78
2452MHz	Pass	11.22	6.83	6.79	6.94	6.18	12.72	24.78

DG = Directional Gain; Port X = Port X output power

Summary

Mode	PD (dBm/RBW)
2.4-2.4835GHz	-
802.11b_Nss1,(1Mbps)_4TX	-0.78
802.11g_Nss1,(6Mbps)_4TX	-1.72
802.11ax HEW20_Nss1,(MCS0)_4TX	-2.21
802.11ax HEW40_Nss1,(MCS0)_4TX	-10.86

RBW = 3kHz;

Result

Mode	Result	DG (dBi)	Port 1 (dBm/RBW)	Port 2 (dBm/RBW)	Port 3 (dBm/RBW)	Port 4 (dBm/RBW)	PD (dBm/RBW)	PD Limit (dBm/RBW)
802.11b_Nss1,(1Mbps)_4TX	-	-	-	-	-	-	-	-
2412MHz	Pass	11.22	-3.85	-5.23	-5.48	-5.31	-0.78	2.78
2437MHz	Pass	11.22	-4.96	-5.90	-5.93	-5.99	-1.70	2.78
2462MHz	Pass	11.22	-5.86	-6.55	-5.73	-5.64	-2.08	2.78
802.11g_Nss1,(6Mbps)_4TX	-	-	-	-	-	-	-	-
2412MHz	Pass	11.22	-6.31	-7.16	-8.12	-8.08	-3.45	2.78
2437MHz	Pass	11.22	-4.92	-5.32	-5.38	-6.52	-1.72	2.78
2462MHz	Pass	11.22	-8.92	-9.47	-9.12	-9.86	-5.79	2.78
802.11ax HEW20_Nss1,(MCS0)_4TX	-	-	-	-	-	-	-	-
2412MHz	Pass	11.22	-12.22	-10.59	-11.91	-10.29	-6.94	2.78
2437MHz	Pass	11.22	-5.72	-6.75	-4.88	-6.27	-2.21	2.78
2462MHz	Pass	11.22	-12.61	-11.16	-10.98	-13.58	-7.81	2.78
802.11ax HEW40_Nss1,(MCS0)_4TX	-	-	-	-	-	-	-	-
2422MHz	Pass	11.22	-15.18	-14.34	-14.40	-15.35	-10.97	2.78
2437MHz	Pass	11.22	-14.70	-14.30	-13.32	-15.40	-10.86	2.78
2452MHz	Pass	11.22	-16.91	-15.99	-14.46	-17.29	-12.84	2.78

DG = Directional Gain; RBW = 3kHz;
PD = trace bin-by-bin of each transmits port summing can be performed maximum power density; Port X = Port X Power Density;

802.11b_Nss1,(1Mbps)_4TX PSD

2412MHz

18/09/2021

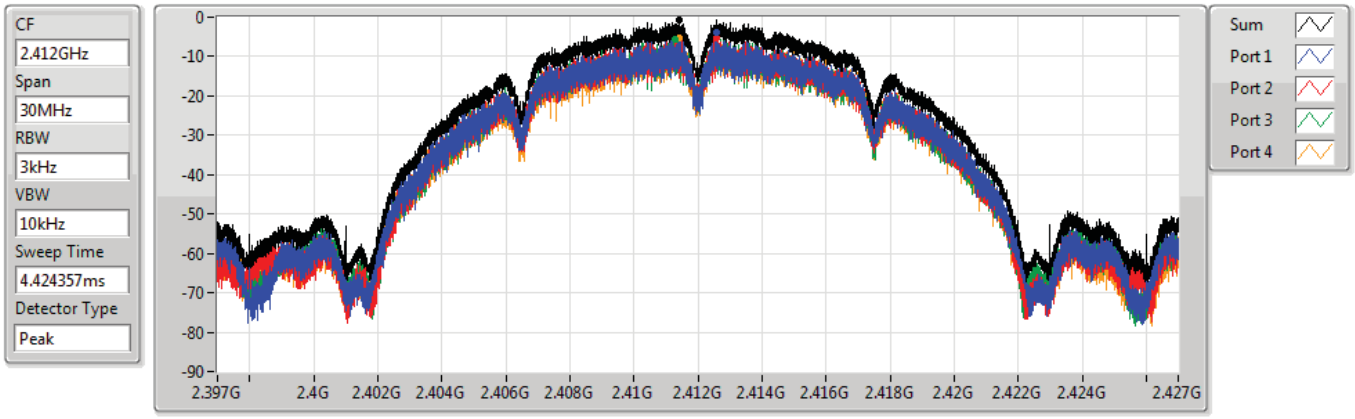

Sum	PD	Port 1	Port 2	Port 3	Port 4
(dBm/RBW)	(dBm/RBW)	(dBm/RBW)	(dBm/RBW)	(dBm/RBW)	(dBm/RBW)
-0.78	-0.78	-3.85	-5.23	-5.48	-5.31

802.11b_Nss1,(1Mbps)_4TX PSD

2437MHz

18/09/2021

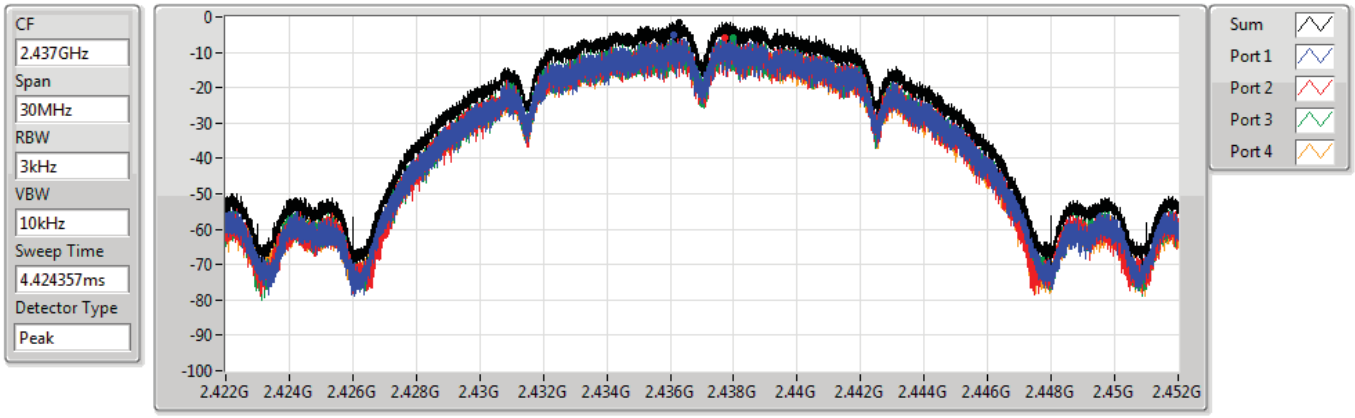

Sum	PD	Port 1	Port 2	Port 3	Port 4
(dBm/RBW)	(dBm/RBW)	(dBm/RBW)	(dBm/RBW)	(dBm/RBW)	(dBm/RBW)
-1.70	-1.70	-4.96	-5.90	-5.93	-5.99

802.11b_Nss1,(1Mbps)_4TX PSD

2462MHz

18/09/2021

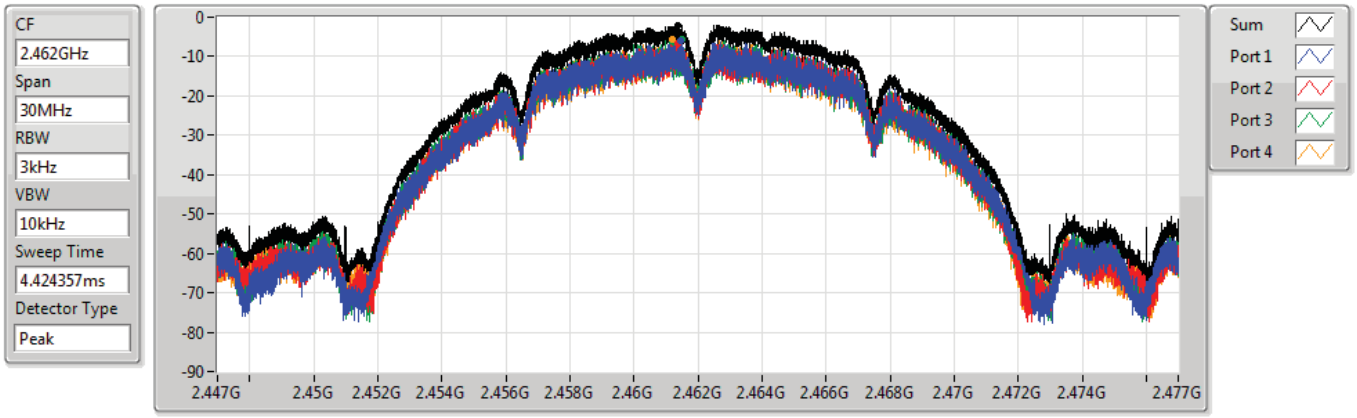

Sum	PD	Port 1	Port 2	Port 3	Port 4
(dBm/RBW)	(dBm/RBW)	(dBm/RBW)	(dBm/RBW)	(dBm/RBW)	(dBm/RBW)
-2.08	-2.08	-5.86	-6.55	-5.73	-5.64

802.11g_Nss1,(6Mbps)_4TX PSD

2412MHz

18/09/2021

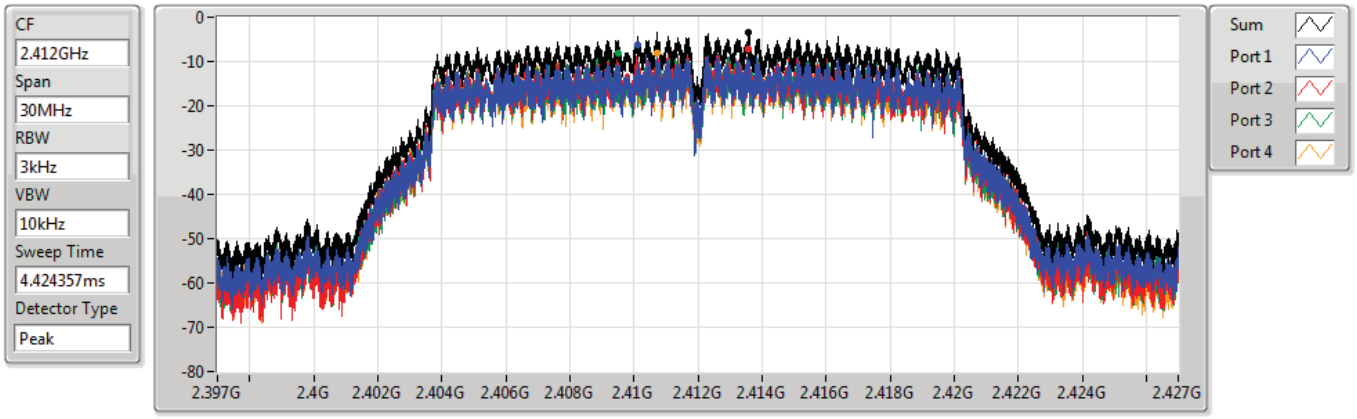

Sum	PD	Port 1	Port 2	Port 3	Port 4
(dBm/RBW)	(dBm/RBW)	(dBm/RBW)	(dBm/RBW)	(dBm/RBW)	(dBm/RBW)
-3.45	-3.45	-6.31	-7.16	-8.12	-8.08

802.11g_Nss1,(6Mbps)_4TX PSD

2437MHz

18/09/2021

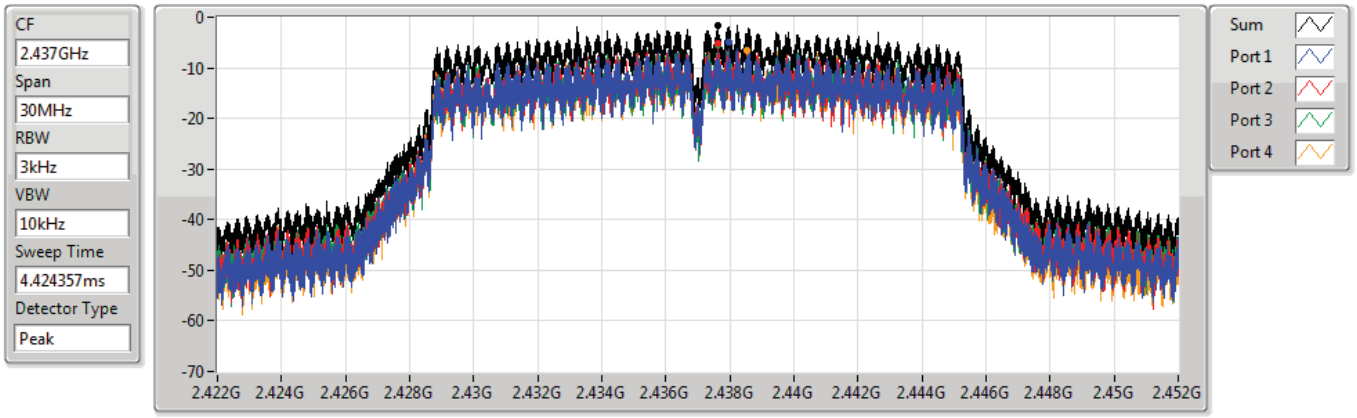

Sum	PD	Port 1	Port 2	Port 3	Port 4
(dBm/RBW)	(dBm/RBW)	(dBm/RBW)	(dBm/RBW)	(dBm/RBW)	(dBm/RBW)
-1.72	-1.72	-4.92	-5.32	-5.38	-6.52

802.11g_Nss1,(6Mbps)_4TX PSD

2462MHz

18/09/2021

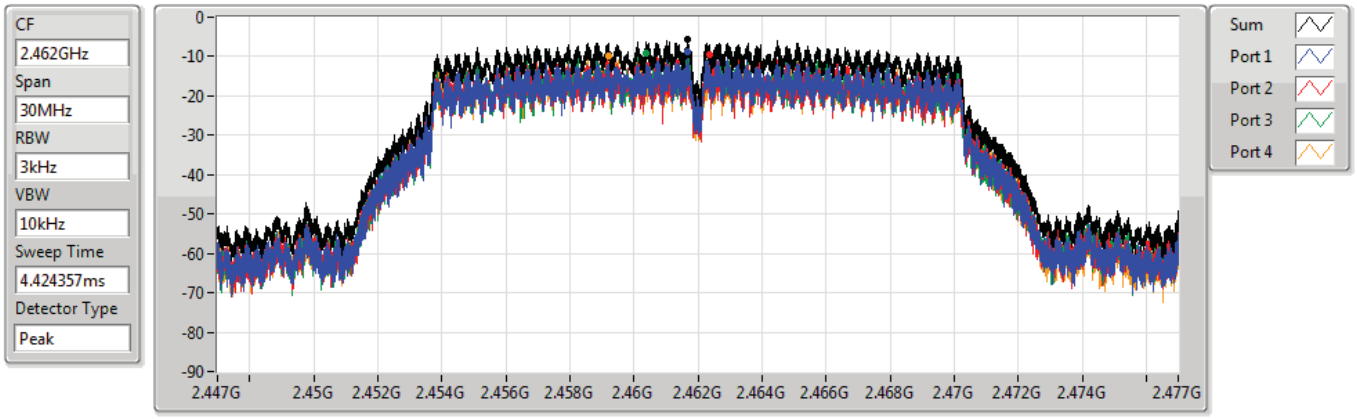

Sum	PD	Port 1	Port 2	Port 3	Port 4
(dBm/RBW)	(dBm/RBW)	(dBm/RBW)	(dBm/RBW)	(dBm/RBW)	(dBm/RBW)
-5.79	-5.79	-8.92	-9.47	-9.12	-9.86

802.11ax HEW20_Nss1,(MCS0)_4TX PSD

2412MHz

18/09/2021

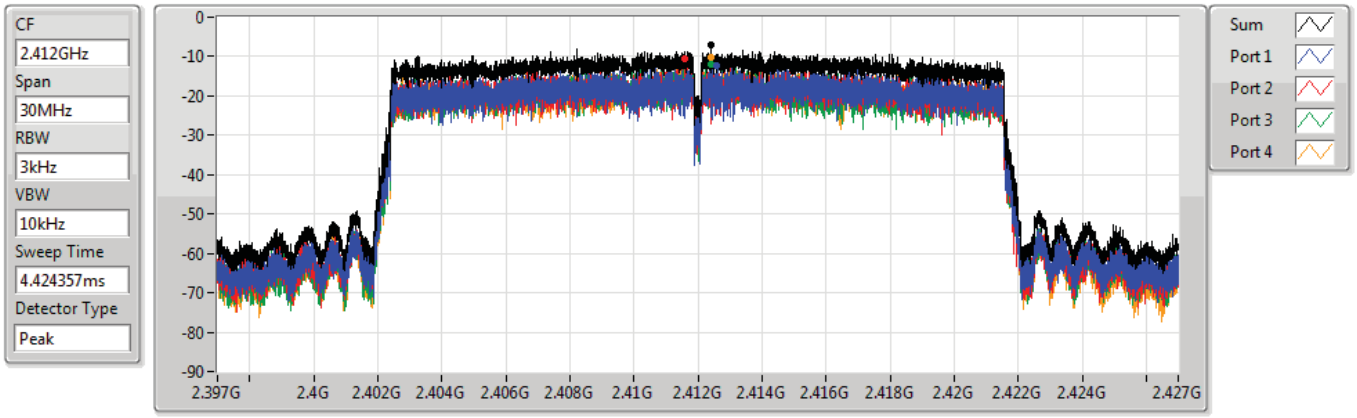

Sum	PD	Port 1	Port 2	Port 3	Port 4
(dBm/RBW)	(dBm/RBW)	(dBm/RBW)	(dBm/RBW)	(dBm/RBW)	(dBm/RBW)
-6.94	-6.94	-12.22	-10.59	-11.91	-10.29

802.11ax HEW20_Nss1,(MCS0)_4TX PSD

2437MHz

18/09/2021

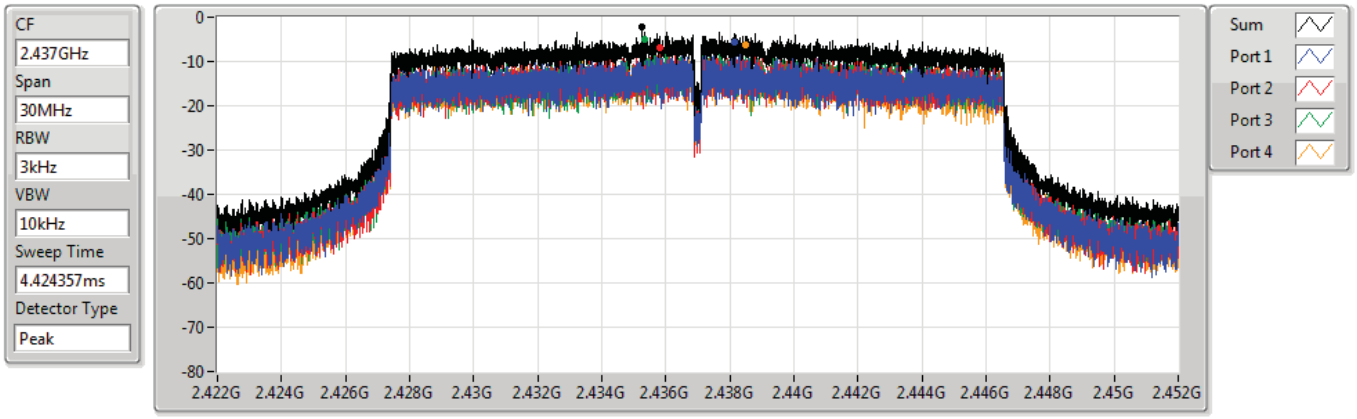

Sum	PD	Port 1	Port 2	Port 3	Port 4
(dBm/RBW)	(dBm/RBW)	(dBm/RBW)	(dBm/RBW)	(dBm/RBW)	(dBm/RBW)
-2.21	-2.21	-5.72	-6.75	-4.88	-6.27

802.11ax HEW20_Nss1,(MCS0)_4TX PSD

2462MHz

18/09/2021

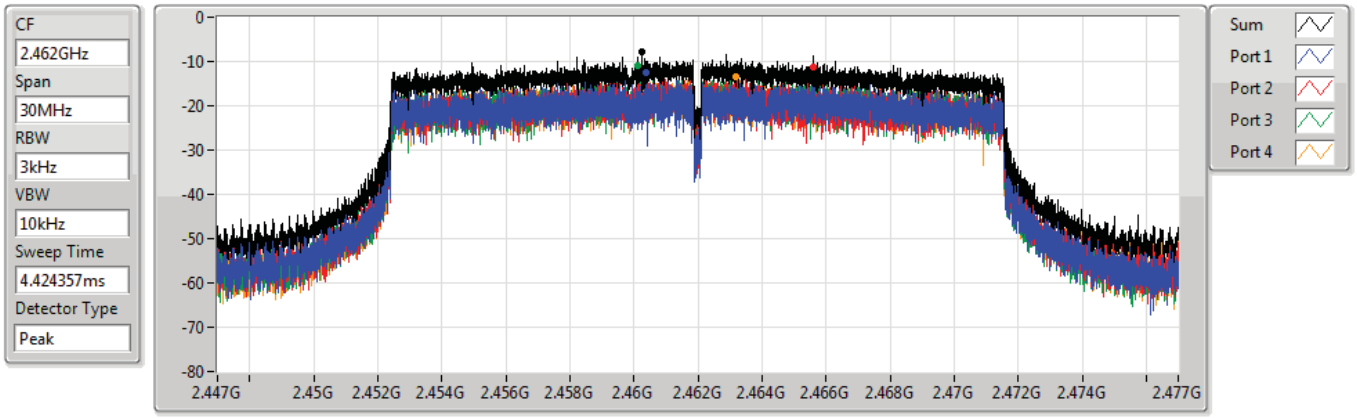

Sum	PD	Port 1	Port 2	Port 3	Port 4
(dBm/RBW)	(dBm/RBW)	(dBm/RBW)	(dBm/RBW)	(dBm/RBW)	(dBm/RBW)
-7.81	-7.81	-12.61	-11.16	-10.98	-13.58

802.11ax HEW40_Nss1,(MCS0)_4TX PSD

2422MHz

18/09/2021

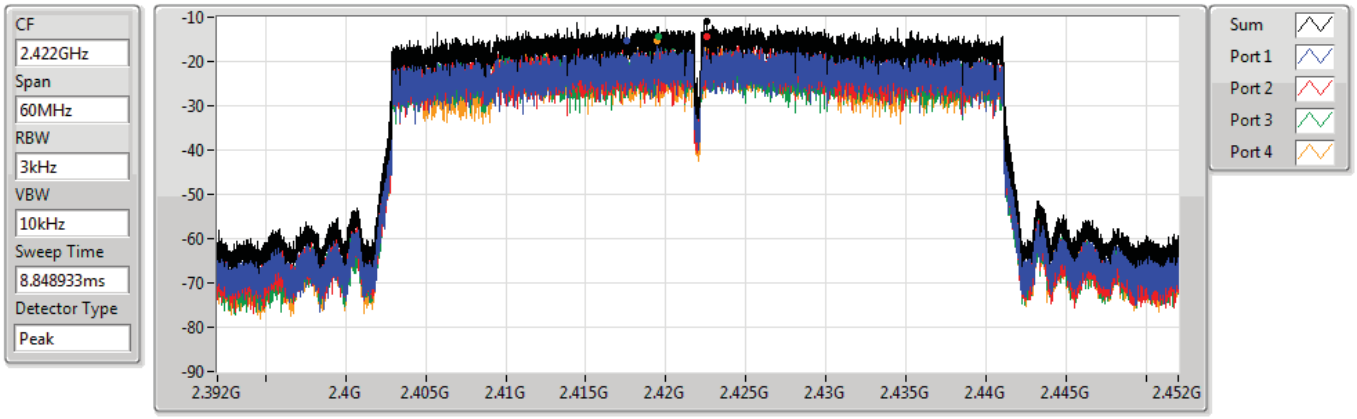

Sum	PD	Port 1	Port 2	Port 3	Port 4
(dBm/RBW)	(dBm/RBW)	(dBm/RBW)	(dBm/RBW)	(dBm/RBW)	(dBm/RBW)
-10.97	-10.97	-15.18	-14.34	-14.40	-15.35

802.11ax HEW40_Nss1,(MCS0)_4TX PSD

2437MHz

18/09/2021

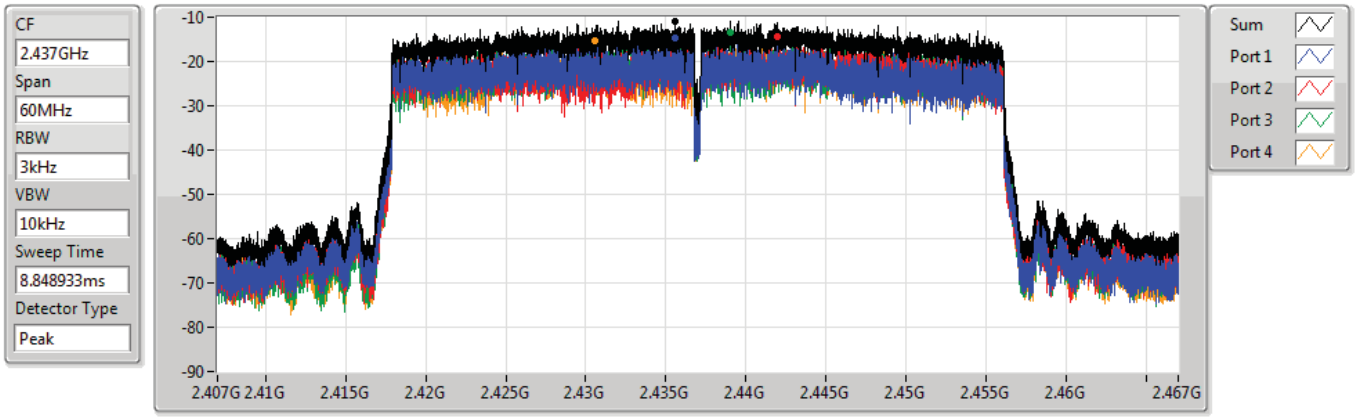

Sum	PD	Port 1	Port 2	Port 3	Port 4
(dBm/RBW)	(dBm/RBW)	(dBm/RBW)	(dBm/RBW)	(dBm/RBW)	(dBm/RBW)
-10.86	-10.86	-14.70	-14.30	-13.32	-15.40

802.11ax HEW40_Nss1,(MCS0)_4TX PSD

2452MHz

18/09/2021

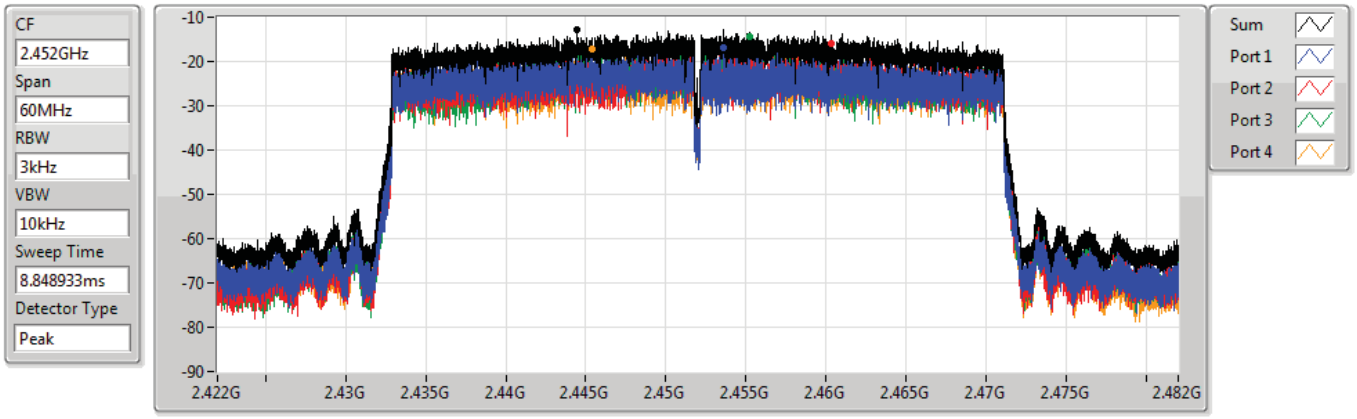

Sum	PD	Port 1	Port 2	Port 3	Port 4
(dBm/RBW)	(dBm/RBW)	(dBm/RBW)	(dBm/RBW)	(dBm/RBW)	(dBm/RBW)
-12.84	-12.84	-16.91	-15.99	-14.46	-17.29

Summary

Mode	Result	Ref (Hz)	Ref (dBm)	Limit (dBm)	Freq (Hz)	Level (dBm)	Freq (Hz)	Level (dBm)	Freq (Hz)	Level (dBm)	Freq (Hz)	Level (dBm)	Freq (Hz)	Level (dBm)	Port
2.4-2.4835GHz	-	-	-	-	-	-	-	-	-	-	-	-	-	-	-
802.11b_Nss1,(1Mbps)_4TX	Pass	2.41248G	10.12	-19.88	2.30146G	-63.15	2.4G	-38.55	2.4G	-39.07	2.49496G	-57.34	9.64855G	-45.98	3
802.11g_Nss1,(6Mbps)_4TX	Pass	2.43824G	9.27	-20.73	2.30699G	-58.28	2.39986G	-34.45	2.4G	-36.18	2.49322G	-52.16	7.23795G	-47.33	1
802.11ax HEW20_Nss1,(MCS0)_4TX	Pass	2.43574G	8.59	-21.41	2.30554G	-60.15	2.39698G	-40.12	2.4G	-44.59	2.48694G	-51.70	7.23514G	-50.65	1
802.11ax HEW40_Nss1,(MCS0)_4TX	Pass	2.43449G	2.02	-27.98	30.86M	-56.46	2.39952G	-42.58	2.4G	-51.17	2.48446G	-51.33	24.73076G	-52.92	1

Result

Mode	Result	Ref (Hz)	Ref (dBm)	Limit (dBm)	Freq (Hz)	Level (dBm)	Freq (Hz)	Level (dBm)	Freq (Hz)	Level (dBm)	Freq (Hz)	Level (dBm)	Freq (Hz)	Level (dBm)	Port
802.11b_Nss1,(1Mbps)_4TX	-	-	-	-	-	-	-	-	-	-	-	-	-	-	-
2412MHz	Pass	2.41248G	10.12	-19.88	2.30495G	-61.88	2.39602G	-39.81	2.4G	-40.84	2.48902G	-56.14	7.23514G	-45.42	1
2412MHz	Pass	2.41248G	10.12	-19.88	2.30379G	-62.39	2.399G	-41.35	2.4G	-41.92	2.50344G	-58.92	7.23514G	-45.11	2
2412MHz	Pass	2.41248G	10.12	-19.88	2.30146G	-63.15	2.4G	-38.55	2.4G	-39.07	2.49496G	-57.34	9.64855G	-45.98	3
2412MHz	Pass	2.41248G	10.12	-19.88	2.30437G	-61.28	2.39998G	-41.16	2.4G	-42.06	2.5126G	-51.01	7.23514G	-43.26	4
2437MHz	Pass	2.41248G	10.12	-19.88	2.30612G	-63.42	2.39004G	-56.42	2.4835G	-59.05	2.489G	-56.89	14.62148G	-41.10	1
2437MHz	Pass	2.41248G	10.12	-19.88	2.30961G	-63.50	2.39596G	-55.63	2.4835G	-59.58	2.48404G	-56.38	14.62148G	-41.53	2
2437MHz	Pass	2.41248G	10.12	-19.88	32.91M	-63.32	2.4G	-54.67	2.4G	-54.77	2.48796G	-55.98	14.62148G	-40.88	3
2437MHz	Pass	2.41248G	10.12	-19.88	2.30204G	-63.34	2.39334G	-59.32	2.4G	-61.60	2.49372G	-59.21	14.62148G	-41.52	4
2462MHz	Pass	2.41248G	10.12	-19.88	2.30961G	-63.62	2.39974G	-57.16	2.4835G	-57.66	2.48796G	-51.72	14.77319G	-40.54	1
2462MHz	Pass	2.41248G	10.12	-19.88	2.30321G	-62.44	2.3905G	-58.82	2.4G	-59.17	2.48598G	-52.00	14.77319G	-39.74	2
2462MHz	Pass	2.41248G	10.12	-19.88	2.30059G	-61.18	2.39996G	-58.43	2.4G	-58.46	2.48596G	-50.87	14.77319G	-40.21	3
2462MHz	Pass	2.41248G	10.12	-19.88	2.30816G	-63.66	2.3924G	-59.24	2.4835G	-57.27	2.487G	-54.01	14.77319G	-40.65	4
802.11g_Nss1,(6Mbps)_4TX	-	-	-	-	-	-	-	-	-	-	-	-	-	-	-
2412MHz	Pass	2.43824G	9.27	-20.73	2.30699G	-58.28	2.39986G	-34.45	2.4G	-36.18	2.49322G	-52.16	7.23795G	-47.33	1
2412MHz	Pass	2.43824G	9.27	-20.73	2.30583G	-59.37	2.39978G	-36.45	2.4G	-37.60	2.48576G	-51.31	7.23233G	-49.22	2
2412MHz	Pass	2.43824G	9.27	-20.73	2.30088G	-59.30	2.3999G	-34.97	2.4G	-36.68	2.48698G	-52.91	7.24357G	-52.07	3
2412MHz	Pass	2.43824G	9.27	-20.73	2.30612G	-59.59	2.39974G	-35.10	2.4G	-38.11	2.49776G	-55.98	7.23514G	-47.56	4
2437MHz	Pass	2.43824G	9.27	-20.73	2.30408G	-60.81	2.3998G	-44.79	2.4G	-47.90	2.48692G	-46.76	14.61586G	-51.89	1
2437MHz	Pass	2.43824G	9.27	-20.73	2.30903G	-60.85	2.3995G	-46.80	2.4G	-49.41	2.48418G	-47.84	14.6299G	-52.36	2
2437MHz	Pass	2.43824G	9.27	-20.73	2.3035G	-59.74	2.39608G	-44.05	2.4G	-48.45	2.48484G	-46.35	14.63271G	-52.04	3
2437MHz	Pass	2.43824G	9.27	-20.73	2.30612G	-60.26	2.39826G	-44.79	2.4G	-50.66	2.48384G	-48.57	14.62429G	-52.70	4
2462MHz	Pass	2.43824G	9.27	-20.73	2.3035G	-61.86	2.39298G	-52.80	2.4835G	-48.94	2.49204G	-46.18	23.35641G	-52.61	1
2462MHz	Pass	2.43824G	9.27	-20.73	2.30728G	-61.67	2.39076G	-53.37	2.4835G	-49.79	2.48698G	-45.18	24.82581G	-52.84	2
2462MHz	Pass	2.43824G	9.27	-20.73	2.30816G	-60.92	2.39734G	-51.66	2.4835G	-47.70	2.48388G	-46.93	24.97752G	-52.36	3
2462MHz	Pass	2.43824G	9.27	-20.73	2.30321G	-62.63	2.39958G	-53.86	2.4835G	-51.18	2.4848G	-50.61	24.98314G	-52.41	4
802.11ax HEW20_Nss1,(MCS0)_4TX	-	-	-	-	-	-	-	-	-	-	-	-	-	-	-
2412MHz	Pass	2.43574G	8.59	-21.41	2.30554G	-60.15	2.39698G	-40.12	2.4G	-44.59	2.48694G	-51.70	7.23514G	-50.65	1
2412MHz	Pass	2.43574G	8.59	-21.41	2.30437G	-59.21	2.39698G	-41.22	2.4G	-44.67	2.48698G	-54.74	7.23233G	-51.90	2
2412MHz	Pass	2.43574G	8.59	-21.41	2.30437G	-60.34	2.39976G	-42.71	2.4G	-46.36	2.48586G	-54.89	24.71623G	-52.37	3
2412MHz	Pass	2.43574G	8.59	-21.41	2.30292G	-61.21	2.397G	-43.49	2.4G	-45.19	2.508G	-56.69	7.23795G	-48.45	4
2437MHz	Pass	2.43574G	8.59	-21.41	2.30961G	-60.67	2.3982G	-46.12	2.4G	-50.06	2.49574G	-48.10	24.82581G	-52.48	1
2437MHz	Pass	2.43574G	8.59	-21.41	2.30029G	-60.02	2.39822G	-45.01	2.4G	-51.69	2.4838G	-49.18	24.646G	-52.23	2
2437MHz	Pass	2.43574G	8.59	-21.41	2.30932G	-59.94	2.39966G	-46.02	2.4G	-49.15	2.4872G	-47.11	14.62429G	-52.37	3
2437MHz	Pass	2.43574G	8.59	-21.41	2.30233G	-59.72	2.39596G	-49.45	2.4G	-53.61	2.49446G	-51.86	24.78366G	-53.14	4
2462MHz	Pass	2.43574G	8.59	-21.41	2.30525G	-61.41	2.39822G	-51.69	2.4835G	-50.82	2.48702G	-43.56	15.20587G	-53.35	1
2462MHz	Pass	2.43574G	8.59	-21.41	2.30437G	-62.60	2.39072G	-55.49	2.4835G	-51.97	2.48946G	-48.65	24.65442G	-53.19	2
2462MHz	Pass	2.43574G	8.59	-21.41	2.30641G	-62.70	2.39878G	-53.67	2.4835G	-52.50	2.48476G	-49.24	15.21148G	-52.54	3
2462MHz	Pass	2.43574G	8.59	-21.41	2.30495G	-62.19	2.39764G	-56.55	2.4835G	-54.94	2.48752G	-53.24	24.94662G	-52.49	4
802.11ax HEW40_Nss1,(MCS0)_4TX	-	-	-	-	-	-	-	-	-	-	-	-	-	-	-
2422MHz	Pass	2.43449G	2.02	-27.98	30.86M	-56.46	2.39952G	-42.58	2.4G	-51.17	2.48446G	-51.33	24.73076G	-52.92	1
2422MHz	Pass	2.43449G	2.02	-27.98	32.29M	-55.92	2.39576G	-42.77	2.4G	-47.46	2.48446G	-54.47	24.70552G	-52.21	2
2422MHz	Pass	2.43449G	2.02	-27.98	30M	-55.67	2.39824G	-43.57	2.4G	-49.98	2.48574G	-52.54	15.18123G	-52.15	3
2422MHz	Pass	2.43449G	2.02	-27.98	30M	-54.76	2.39948G	-44.79	2.4G	-52.93	2.48498G	-56.79	24.75039G	-52.50	4
2437MHz	Pass	2.43449G	2.02	-27.98	30.57M	-56.75	2.39952G	-46.80	2.4G	-52.80	2.4895G	-49.32	24.74478G	-53.33	1
2437MHz	Pass	2.43449G	2.02	-27.98	30.57M	-54.08	2.39948G	-44.78	2.4835G	-51.08	2.49074G	-49.67	23.36214G	-52.35	2
2437MHz	Pass	2.43449G	2.02	-27.98	39.73M	-54.04	2.397G	-49.23	2.4835G	-53.92	2.4907G	-49.89	15.26256G	-52.74	3
2437MHz	Pass	2.43449G	2.02	-27.98	30.29M	-55.94	2.39824G	-52.51	2.4G	-55.65	2.48866G	-53.99	15.20086G	-52.60	4
2452MHz	Pass	2.43449G	2.02	-27.98	30M	-59.17	2.39972G	-53.65	2.4835G	-53.30	2.4895G	-47.76	15.24012G	-52.90	1
2452MHz	Pass	2.43449G	2.02	-27.98	32.29M	-56.32	2.39452G	-53.12	2.4835G	-54.57	2.48826G	-50.00	24.77564G	-53.29	2
2452MHz	Pass	2.43449G	2.02	-27.98	30.29M	-58.28	2.3992G	-54.60	2.4835G	-52.67	2.49198G	-50.12	23.38457G	-52.87	3
2452MHz	Pass	2.43449G	2.02	-27.98	30.86M	-59.18	2.39108G	-56.26	2.4G	-55.89	2.49194G	-51.89	24.92989G	-52.60	4

802.11b_Nss1,(1Mbps)_4TX **CSENdB**

2412MHz

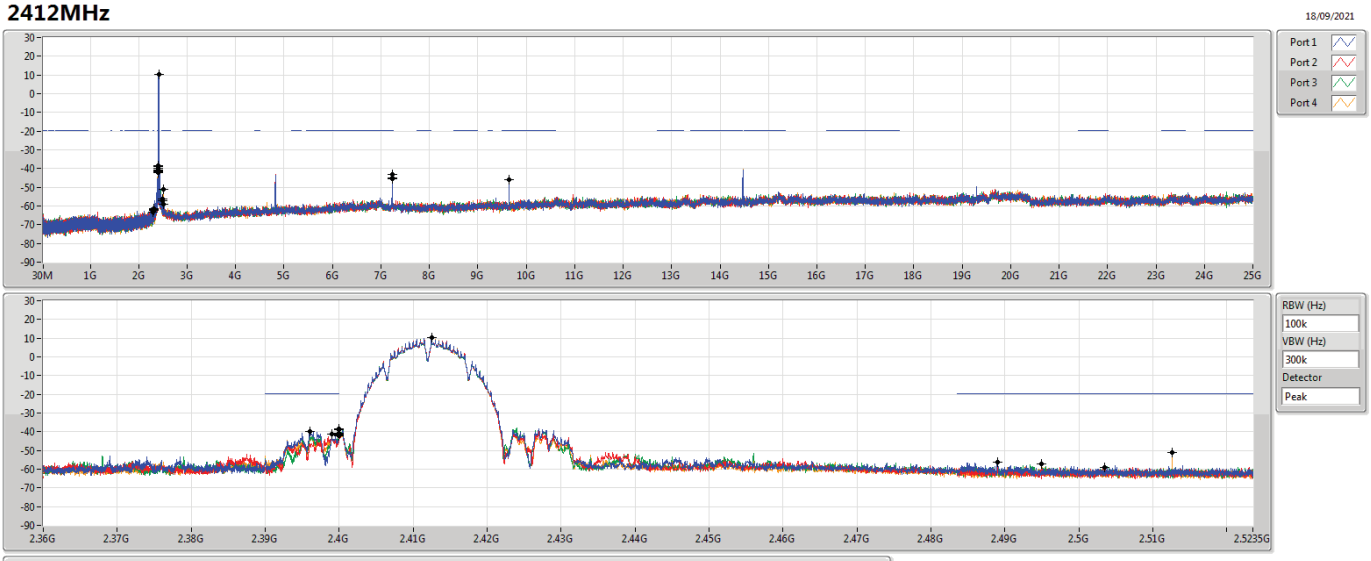

Ref(Hz)	Ref(dBm)	Limit(dBm)	Freq(Hz)	Level(dBm)	Freq(Hz)	Level(dBm)	Freq(Hz)	Level(dBm)	Freq(Hz)	Level(dBm)	Freq(Hz)	Level(dBm)	Port
2.41248G	10.12	-19.88	2.30495G	-61.88	2.39602G	-39.81	2.4G	-40.84	2.48902G	-56.14	7.23514G	-45.42	1
2.41248G	10.12	-19.88	2.30379G	-62.39	2.399G	-41.35	2.4G	-41.92	2.50344G	-58.92	7.23514G	-45.11	2
2.41248G	10.12	-19.88	2.30146G	-63.15	2.4G	-38.55	2.4G	-39.07	2.49496G	-57.34	9.64855G	-45.98	3
2.41248G	10.12	-19.88	2.30437G	-61.28	2.39998G	-41.16	2.4G	-42.06	2.5126G	-51.01	7.23514G	-43.26	4

802.11b_Nss1,(1Mbps)_4TX **CSENdB**

2437MHz

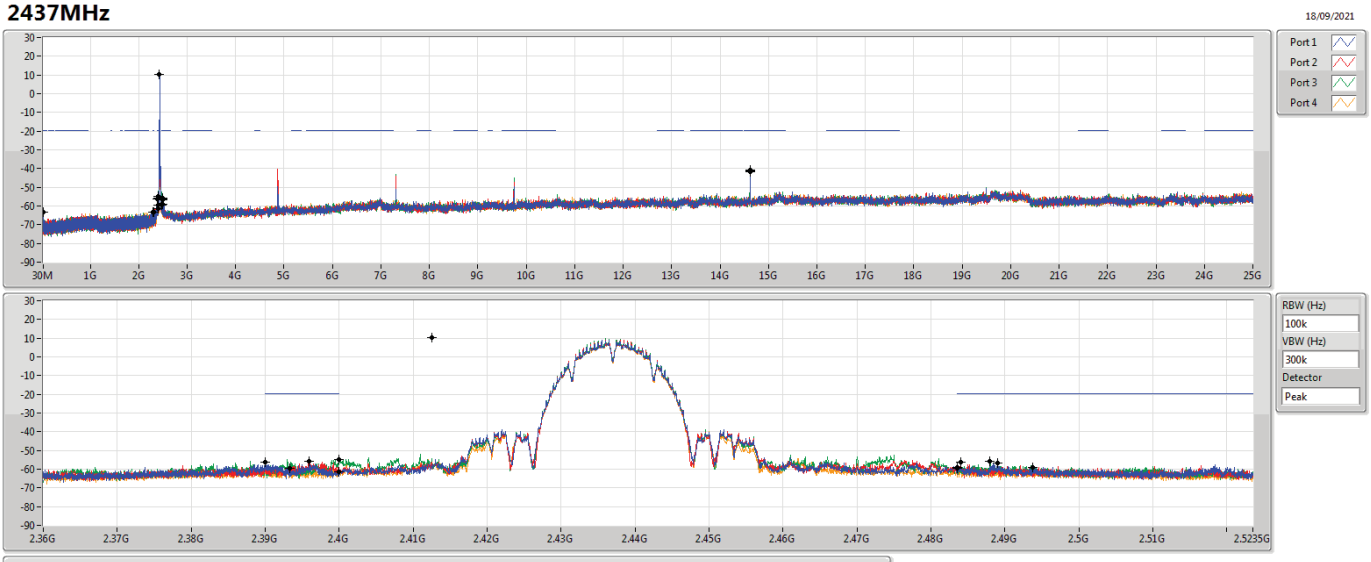

Ref(Hz)	Ref(dBm)	Limit(dBm)	Freq(Hz)	Level(dBm)	Freq(Hz)	Level(dBm)	Freq(Hz)	Level(dBm)	Freq(Hz)	Level(dBm)	Freq(Hz)	Level(dBm)	Port
2.41248G	10.12	-19.88	2.30612G	-63.42	2.39004G	-56.42	2.4835G	-59.05	2.489G	-56.89	14.62148G	-41.10	1
2.41248G	10.12	-19.88	2.30961G	-63.50	2.39596G	-55.63	2.4835G	-59.58	2.48404G	-56.38	14.62148G	-41.53	2
2.41248G	10.12	-19.88	32.91M	-63.32	2.4G	-54.67	2.4G	-54.77	2.48796G	-55.98	14.62148G	-40.88	3
2.41248G	10.12	-19.88	2.30204G	-63.34	2.39334G	-59.32	2.4G	-61.60	2.49372G	-59.21	14.62148G	-41.52	4

802.11b_Nss1,(1Mbps)_4TX **CSENdB**

2462MHz

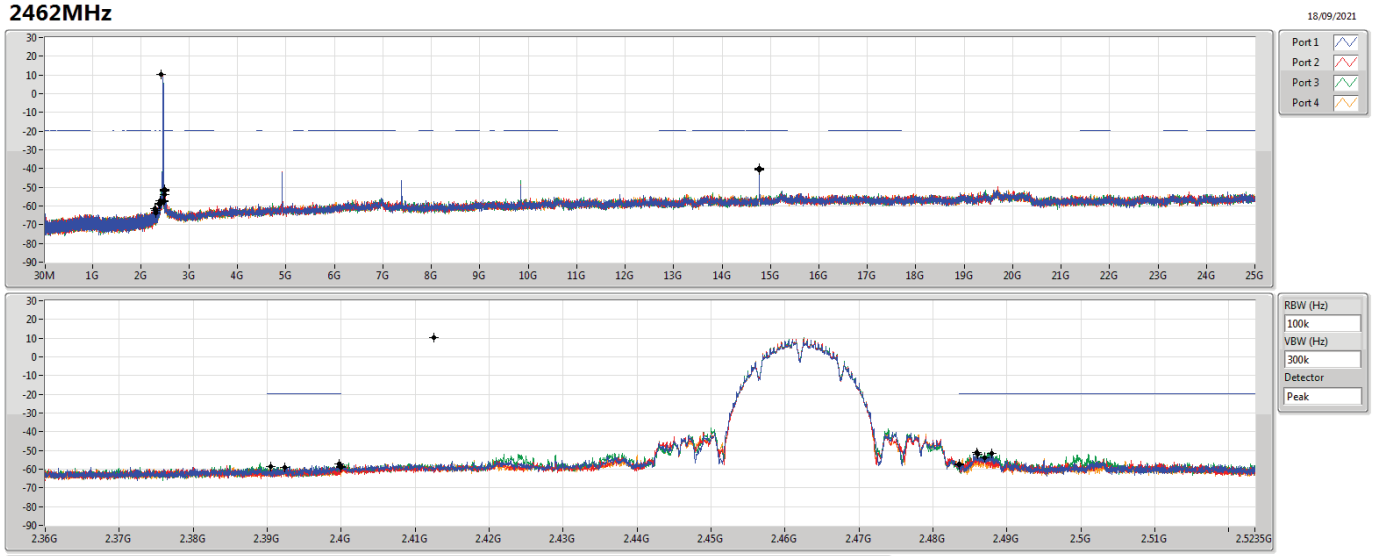

Ref(Hz)	Ref(dBm)	Limit(dBm)	Freq(Hz)	Level(dBm)	Freq(Hz)	Level(dBm)	Freq(Hz)	Level(dBm)	Freq(Hz)	Level(dBm)	Freq(Hz)	Level(dBm)	Port
2.41248G	10.12	-19.88	2.30961G	-63.62	2.39974G	-57.16	2.4835G	-57.66	2.48796G	-51.72	14.77319G	-40.54	1
2.41248G	10.12	-19.88	2.30321G	-62.44	2.3905G	-58.82	2.4G	-59.17	2.48598G	-52.00	14.77319G	-39.74	2
2.41248G	10.12	-19.88	2.30059G	-61.18	2.39996G	-58.43	2.4G	-58.46	2.48596G	-50.87	14.77319G	-40.21	3
2.41248G	10.12	-19.88	2.30816G	-63.66	2.3924G	-59.24	2.4835G	-57.27	2.487G	-54.01	14.77319G	-40.65	4

802.11g_Nss1,(6Mbps)_4TX **CSENdB**

2412MHz

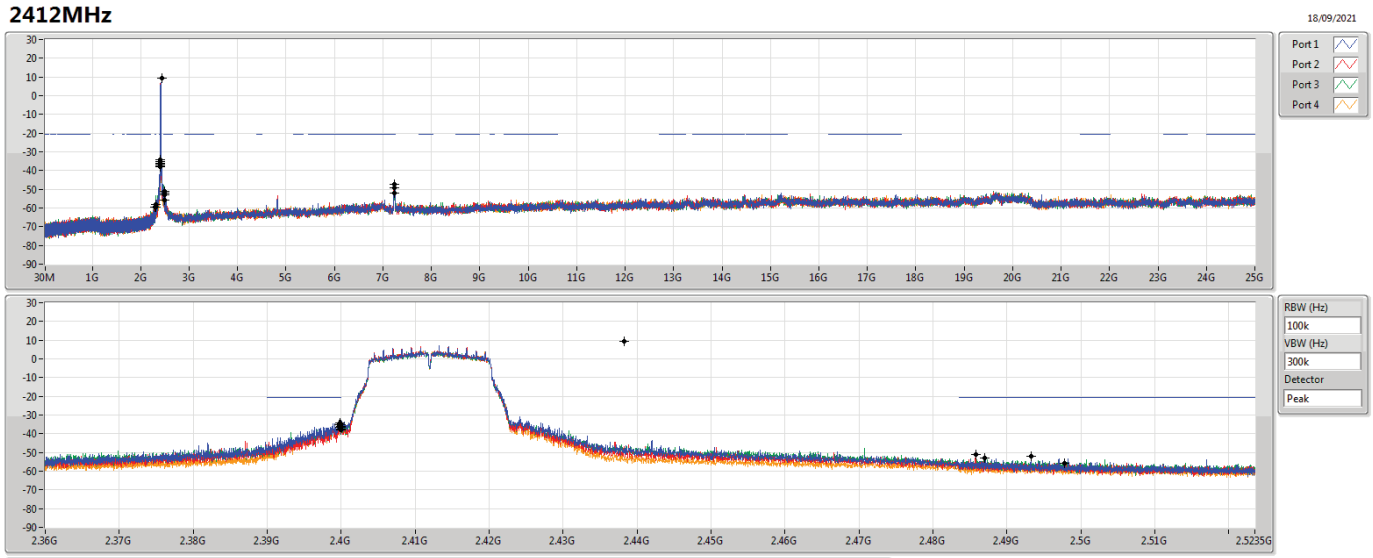

Ref(Hz)	Ref(dBm)	Limit(dBm)	Freq(Hz)	Level(dBm)	Freq(Hz)	Level(dBm)	Freq(Hz)	Level(dBm)	Freq(Hz)	Level(dBm)	Freq(Hz)	Level(dBm)	Port
2.43824G	9.27	-20.73	2.30699G	-58.28	2.39986G	-34.45	2.4G	-36.18	2.49322G	-52.16	7.23795G	-47.33	1
2.43824G	9.27	-20.73	2.30583G	-59.37	2.39978G	-36.45	2.4G	-37.60	2.48576G	-51.31	7.23233G	-49.22	2
2.43824G	9.27	-20.73	2.30088G	-59.30	2.3999G	-34.97	2.4G	-36.68	2.48698G	-52.91	7.24357G	-52.07	3
2.43824G	9.27	-20.73	2.30612G	-59.59	2.39974G	-35.10	2.4G	-38.11	2.49776G	-55.98	7.23514G	-47.56	4

802.11g_Nss1,(6Mbps)_4TX **CSENdB**

2437MHz

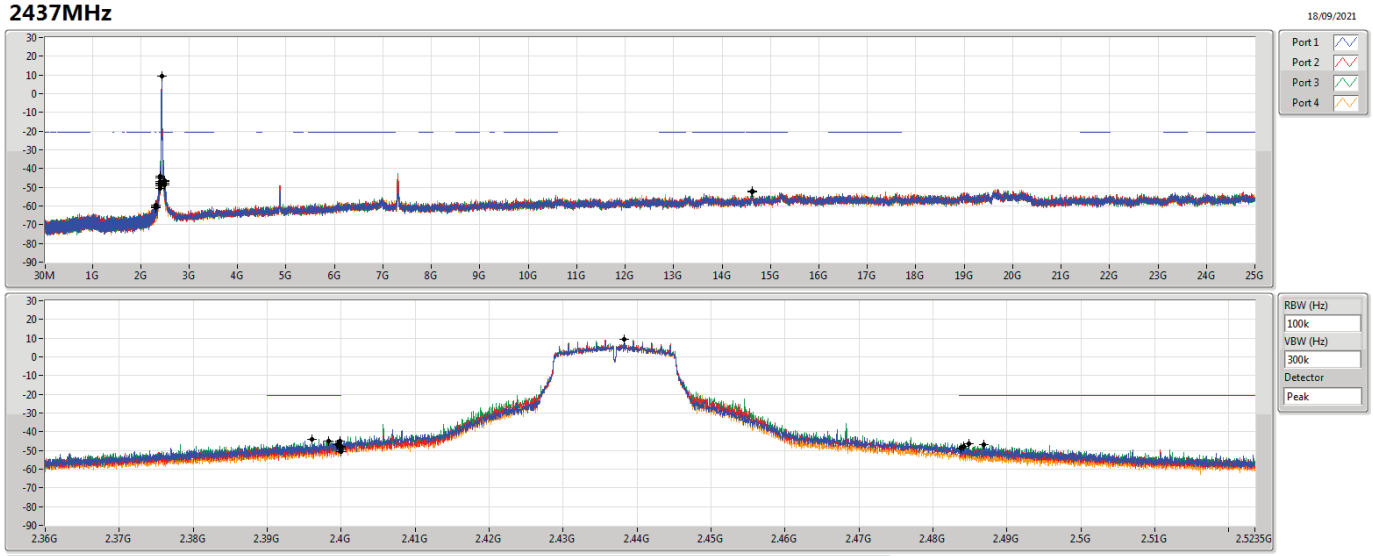

Ref(Hz)	Ref(dBm)	Limit(dBm)	Freq(Hz)	Level(dBm)	Freq(Hz)	Level(dBm)	Freq(Hz)	Level(dBm)	Freq(Hz)	Level(dBm)	Freq(Hz)	Level(dBm)	Port
2.43824G	9.27	-20.73	2.30408G	-60.81	2.3998G	-44.79	2.4G	-47.90	2.48692G	-46.76	14.61586G	-51.89	1
2.43824G	9.27	-20.73	2.30903G	-60.85	2.3995G	-46.80	2.4G	-49.41	2.48418G	-47.84	14.6299G	-52.36	2
2.43824G	9.27	-20.73	2.3035G	-59.74	2.39608G	-44.05	2.4G	-48.45	2.48484G	-46.35	14.63271G	-52.04	3
2.43824G	9.27	-20.73	2.30612G	-60.26	2.39826G	-44.79	2.4G	-50.66	2.48384G	-48.57	14.62429G	-52.70	4

802.11g_Nss1,(6Mbps)_4TX **CSENdB**

2462MHz

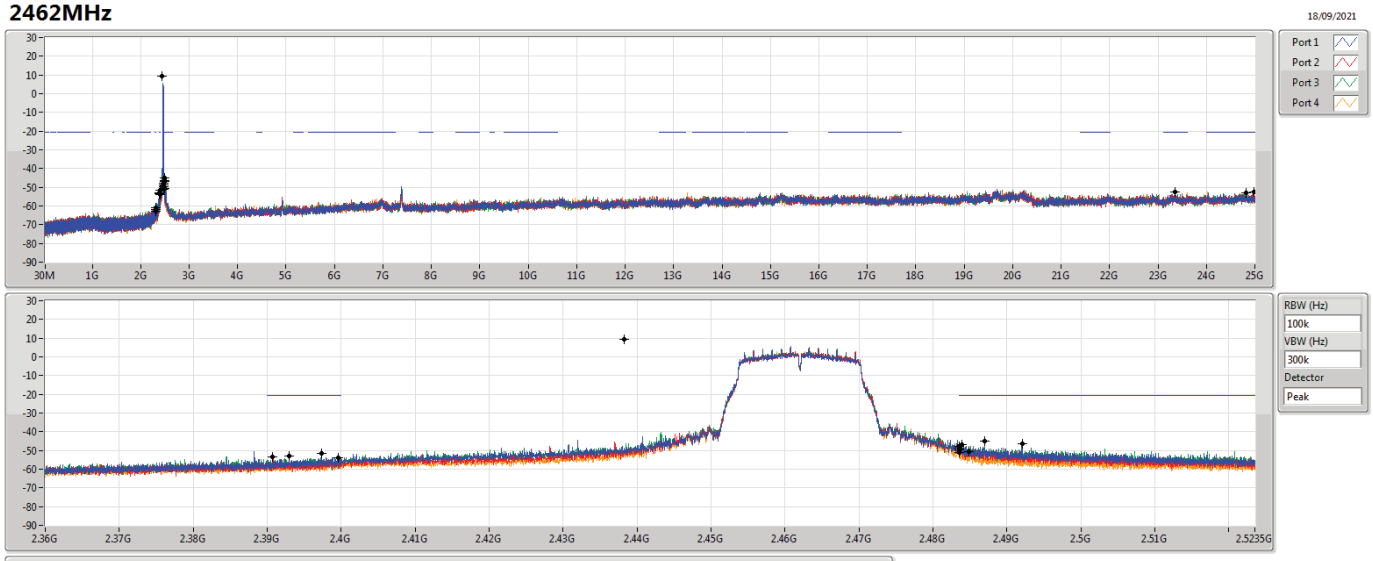

Ref(Hz)	Ref(dBm)	Limit(dBm)	Freq(Hz)	Level(dBm)	Freq(Hz)	Level(dBm)	Freq(Hz)	Level(dBm)	Freq(Hz)	Level(dBm)	Freq(Hz)	Level(dBm)	Port
2.43824G	9.27	-20.73	2.3035G	-61.86	2.39298G	-52.80	2.4835G	-48.94	2.49204G	-46.18	23.35641G	-52.61	1
2.43824G	9.27	-20.73	2.30728G	-61.67	2.39076G	-53.37	2.4835G	-49.79	2.48698G	-45.18	24.82581G	-52.84	2
2.43824G	9.27	-20.73	2.30816G	-60.92	2.39734G	-51.66	2.4835G	-47.70	2.48388G	-46.93	24.97752G	-52.36	3
2.43824G	9.27	-20.73	2.30321G	-62.63	2.39958G	-53.86	2.4835G	-51.18	2.4848G	-50.61	24.98314G	-52.41	4

802.11ax HEW20_Nss1,(MCS0)_4TX **CSENdB**

2412MHz

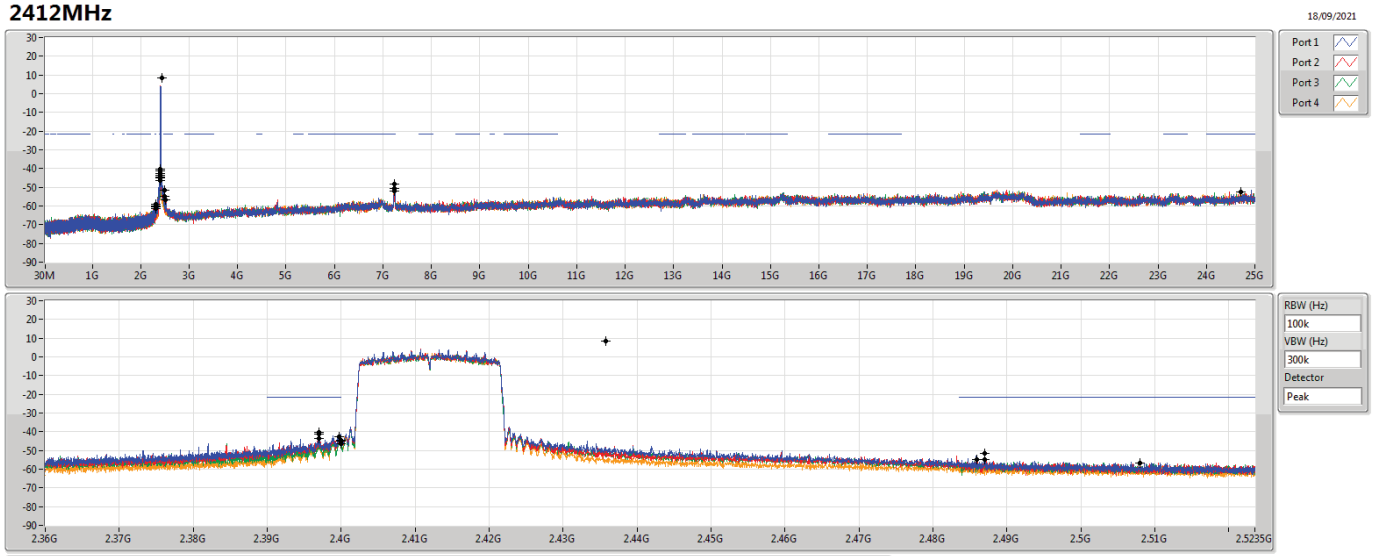

Ref(Hz)	Ref(dBm)	Limit(dBm)	Freq(Hz)	Level(dBm)	Freq(Hz)	Level(dBm)	Freq(Hz)	Level(dBm)	Freq(Hz)	Level(dBm)	Freq(Hz)	Level(dBm)	Port
2.43574G	8.59	-21.41	2.30554G	-60.15	2.39698G	-40.12	2.4G	-44.59	2.48694G	-51.70	7.23514G	-50.65	1
2.43574G	8.59	-21.41	2.30437G	-59.21	2.39698G	-41.22	2.4G	-44.67	2.48698G	-54.74	7.23233G	-51.90	2
2.43574G	8.59	-21.41	2.30437G	-60.34	2.39976G	-42.71	2.4G	-46.36	2.48586G	-54.89	24.71623G	-52.37	3
2.43574G	8.59	-21.41	2.30292G	-61.21	2.397G	-43.49	2.4G	-45.19	2.508G	-56.69	7.23795G	-48.45	4

802.11ax HEW20_Nss1,(MCS0)_4TX **CSENdB**

2437MHz

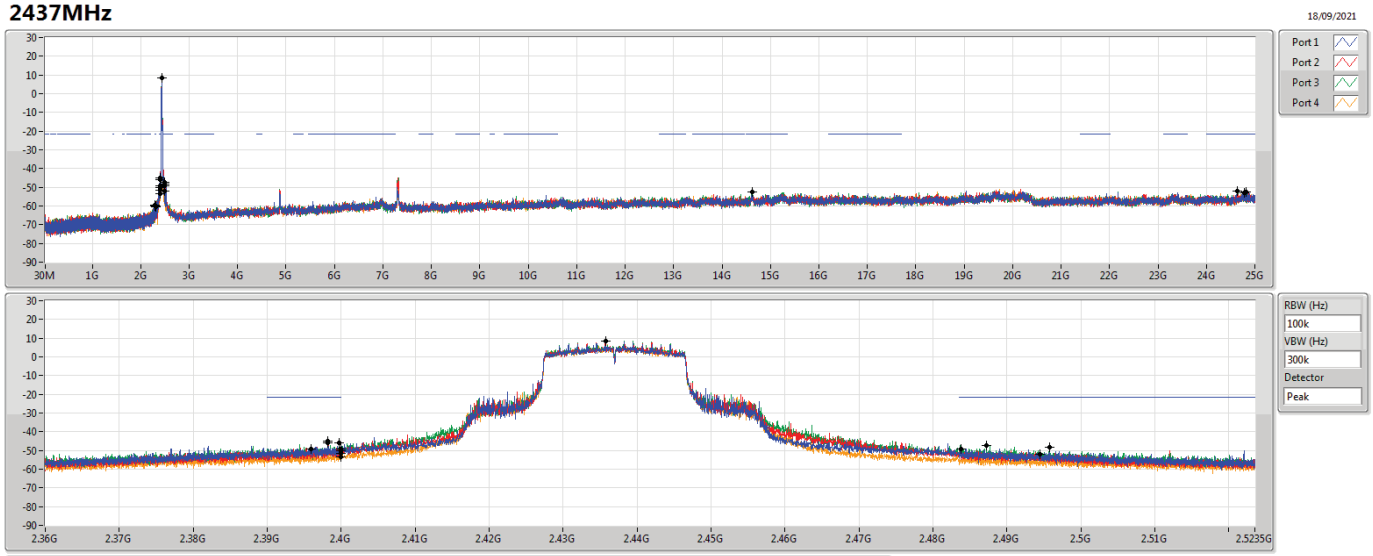

Ref(Hz)	Ref(dBm)	Limit(dBm)	Freq(Hz)	Level(dBm)	Freq(Hz)	Level(dBm)	Freq(Hz)	Level(dBm)	Freq(Hz)	Level(dBm)	Freq(Hz)	Level(dBm)	Port
2.43574G	8.59	-21.41	2.30961G	-60.67	2.3982G	-46.12	2.4G	-50.06	2.49574G	-48.10	24.82581G	-52.48	1
2.43574G	8.59	-21.41	2.30029G	-60.02	2.39822G	-45.01	2.4G	-51.69	2.4838G	-49.18	24.646G	-52.23	2
2.43574G	8.59	-21.41	2.30932G	-59.94	2.39966G	-46.02	2.4G	-49.15	2.4872G	-47.11	14.62429G	-52.37	3
2.43574G	8.59	-21.41	2.30233G	-59.72	2.39596G	-49.45	2.4G	-53.61	2.49446G	-51.86	24.78366G	-53.14	4

802.11ax HEW20_Nss1,(MCS0)_4TX **CSENdB**

2462MHz

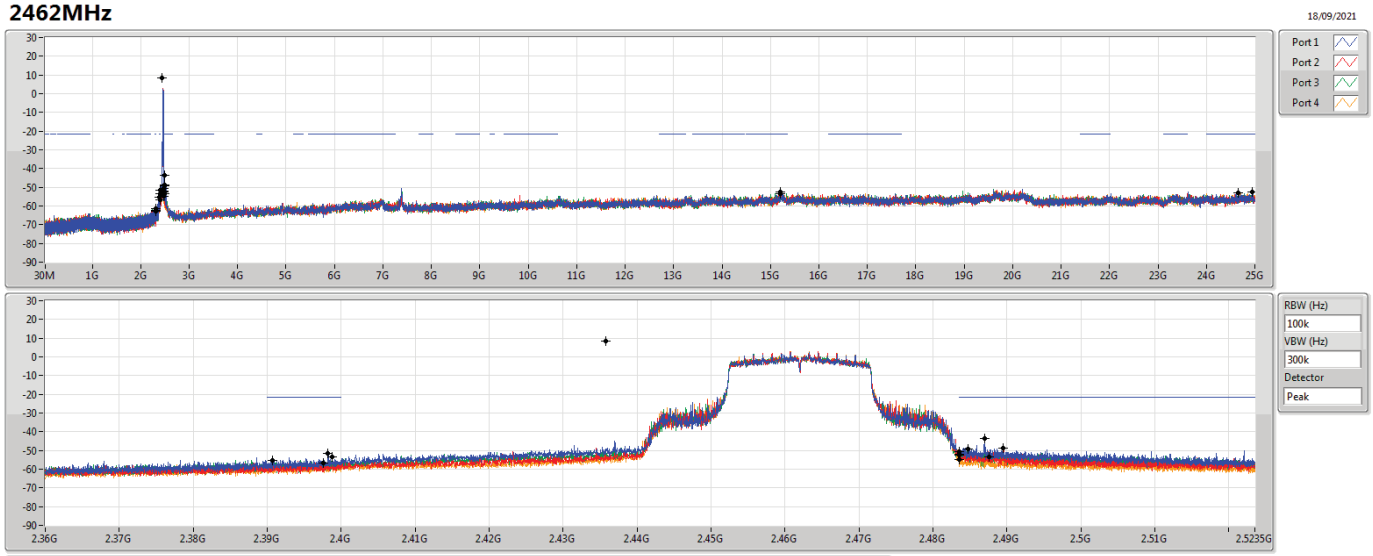

Ref(Hz)	Ref(dBm)	Limit(dBm)	Freq(Hz)	Level(dBm)	Freq(Hz)	Level(dBm)	Freq(Hz)	Level(dBm)	Freq(Hz)	Level(dBm)	Freq(Hz)	Level(dBm)	Port
2.43574G	8.59	-21.41	2.30525G	-61.41	2.39822G	-51.69	2.4835G	-50.82	2.48702G	-43.56	15.20587G	-53.35	1
2.43574G	8.59	-21.41	2.30437G	-62.60	2.39072G	-55.49	2.4835G	-51.97	2.48946G	-48.65	24.65442G	-53.19	2
2.43574G	8.59	-21.41	2.30641G	-62.70	2.39878G	-53.67	2.4835G	-52.50	2.48476G	-49.24	15.21148G	-52.54	3
2.43574G	8.59	-21.41	2.30495G	-62.19	2.39764G	-56.55	2.4835G	-54.94	2.48752G	-53.24	24.94662G	-52.49	4

802.11ax HEW40_Nss1,(MCS0)_4TX **CSENdB**

2422MHz

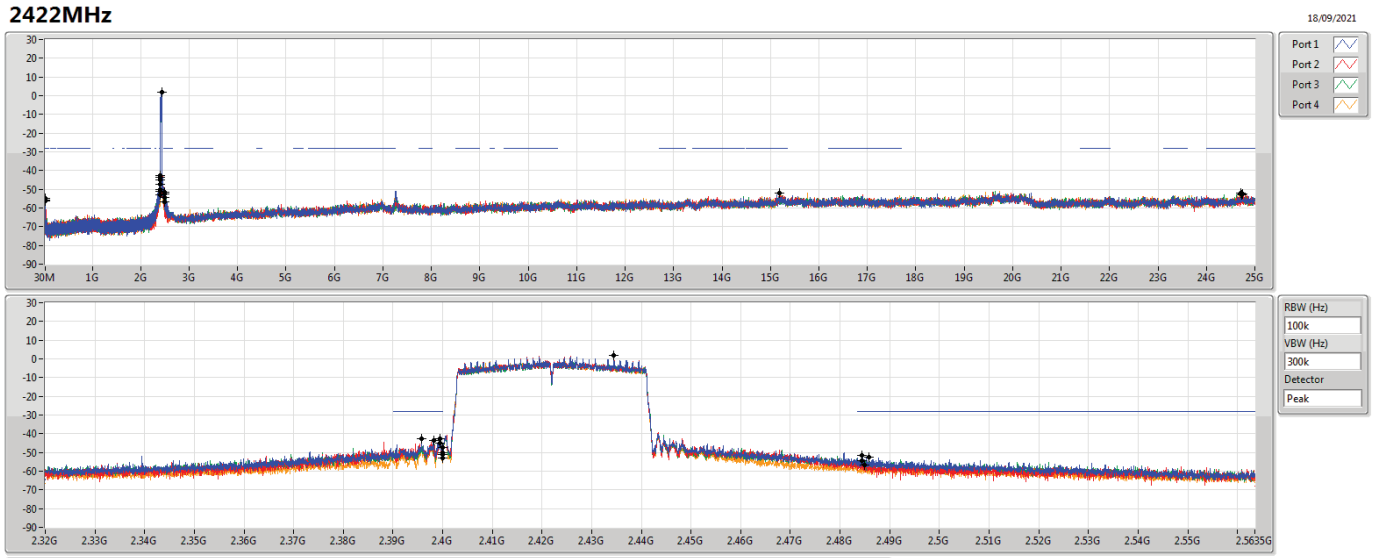

Ref(Hz)	Ref(dBm)	Limit(dBm)	Freq(Hz)	Level(dBm)	Freq(Hz)	Level(dBm)	Freq(Hz)	Level(dBm)	Freq(Hz)	Level(dBm)	Freq(Hz)	Level(dBm)	Port
2.43449G	2.02	-27.98	30.86M	-56.46	2.39952G	-42.58	2.4G	-51.17	2.48446G	-51.33	24.73076G	-52.92	1
2.43449G	2.02	-27.98	32.29M	-55.92	2.39576G	-42.77	2.4G	-47.46	2.48446G	-54.47	24.70552G	-52.21	2
2.43449G	2.02	-27.98	30M	-55.67	2.39824G	-43.57	2.4G	-49.98	2.48574G	-52.54	15.18123G	-52.15	3
2.43449G	2.02	-27.98	30M	-54.76	2.39948G	-44.79	2.4G	-52.93	2.48498G	-56.79	24.75039G	-52.50	4

802.11ax HEW40_Nss1,(MCS0)_4TX **CSENdB**

2437MHz

Ref(Hz)	Ref(dBm)	Limit(dBm)	Freq(Hz)	Level(dBm)	Freq(Hz)	Level(dBm)	Freq(Hz)	Level(dBm)	Freq(Hz)	Level(dBm)	Freq(Hz)	Level(dBm)	Port
2.43449G	2.02	-27.98	30.57M	-56.75	2.39952G	-46.80	2.4G	-52.80	2.4895G	-49.32	24.74478G	-53.33	1
2.43449G	2.02	-27.98	30.57M	-54.08	2.39948G	-44.78	2.4835G	-51.08	2.49074G	-49.67	23.36214G	-52.35	2
2.43449G	2.02	-27.98	39.73M	-54.04	2.397G	-49.23	2.4835G	-53.92	2.4907G	-49.89	15.26256G	-52.74	3
2.43449G	2.02	-27.98	30.29M	-55.94	2.39824G	-52.51	2.4G	-55.65	2.48866G	-53.99	15.20086G	-52.60	4

802.11ax HEW40_Nss1,(MCS0)_4TX **CSENdB**

2452MHz

Ref(Hz)	Ref(dBm)	Limit(dBm)	Freq(Hz)	Level(dBm)	Freq(Hz)	Level(dBm)	Freq(Hz)	Level(dBm)	Freq(Hz)	Level(dBm)	Freq(Hz)	Level(dBm)	Port
2.43449G	2.02	-27.98	30M	-59.17	2.39972G	-53.65	2.4835G	-53.30	2.4895G	-47.76	15.24012G	-52.90	1
2.43449G	2.02	-27.98	32.29M	-56.32	2.39452G	-53.12	2.4835G	-54.57	2.48826G	-50.00	24.77564G	-53.29	2
2.43449G	2.02	-27.98	30.29M	-58.28	2.3992G	-54.60	2.4835G	-52.67	2.49198G	-50.12	23.38457G	-52.87	3
2.43449G	2.02	-27.98	30.86M	-59.18	2.39108G	-56.26	2.4G	-55.89	2.49194G	-51.89	24.92989G	-52.60	4

Summary

Mode	Result	Type	Freq (Hz)	Level (dBuV/m)	Limit (dBuV/m)	Margin (dB)	Dist (m)	Condition	Azimuth (°)	Height (m)	Comments
2.4-2.4835GHz	-	-	-	-	-	-	-	-	-	-	-
802.11ax HEW40_Nss1,(MCS0)_4TX	Pass	QP	136.7M	40.75	43.50	-2.75	3	Vertical	166	1.00	-

Result

Mode	Result	Type	Freq (Hz)	Level (dBuV/m)	Limit (dBuV/m)	Margin (dB)	Dist (m)	Condition	Azimuth (°)	Height (m)	Comments
802.11ax HEW40_Nss1,(MCS0)_4TX	-	-	-	-	-	-	-	-	-	-	-
2437MHz	Pass	PK	99.84M	36.76	43.50	-6.74	3	Vertical	0	1.00	-
2437MHz	Pass	PK	375.32M	35.89	46.00	-10.11	3	Vertical	0	1.00	-
2437MHz	Pass	PK	499.48M	34.63	46.00	-11.37	3	Vertical	0	1.00	-
2437MHz	Pass	PK	625.58M	38.69	46.00	-7.31	3	Vertical	0	1.00	-
2437MHz	Pass	QP	55.22M	30.89	40.00	-9.11	3	Vertical	313	1.00	-
2437MHz	Pass	QP	136.7M	40.75	43.50	-2.75	3	Vertical	166	1.00	-
2437MHz	Pass	PK	115.36M	36.61	43.50	-6.89	3	Horizontal	360	1.00	-
2437MHz	Pass	PK	224M	41.05	46.00	-4.95	3	Horizontal	360	1.00	-
2437MHz	Pass	PK	375.32M	39.54	46.00	-6.46	3	Horizontal	360	1.00	-
2437MHz	Pass	PK	625.58M	37.96	46.00	-8.04	3	Horizontal	360	1.00	-
2437MHz	Pass	PK	701.24M	37.32	46.00	-8.68	3	Horizontal	360	1.00	-
2437MHz	Pass	QP	136.7M	38.95	43.50	-4.55	3	Horizontal	291	2.12	-

802.11ax HEW40_Nss1,(MCS0)_4TX

2437MHz_Test Fixture

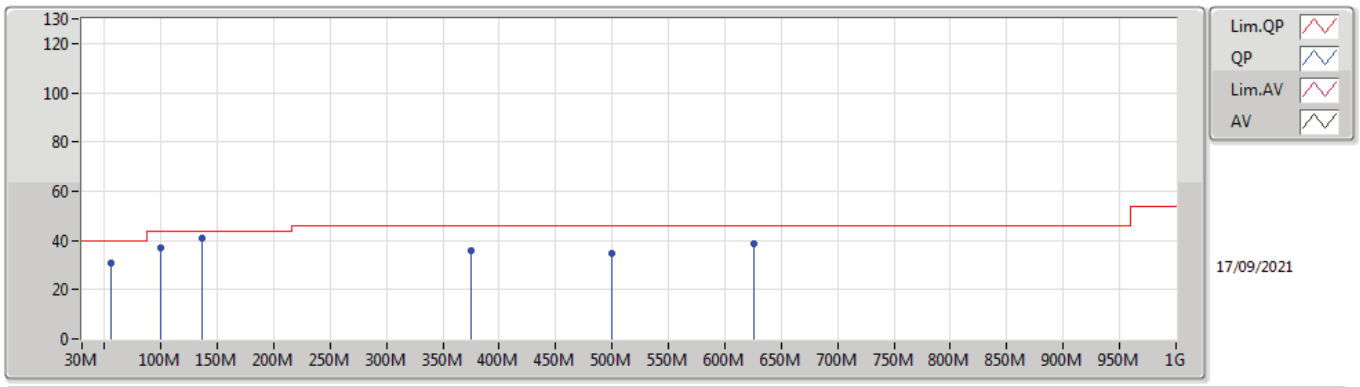

Type	Freq	Level	Limit	Margin	Factor	Dist	Condition	Azimuth	Height	Comment	Raw	AF	CL	PA
	(Hz)	(dBuV/m)	(dBuV/m)	(dB)	(dB)	(m)		(°)	(m)		(dBuV)	(dB)	(dB)	(dB)
PK	99.84M	36.76	43.50	-6.74	-9.49	3	Vertical	0	1.00	-	46.25	16.20	1.70	27.39
PK	375.32M	35.89	46.00	-10.11	-3.64	3	Vertical	0	1.00	-	39.53	20.12	3.36	27.12
PK	499.48M	34.63	46.00	-11.37	-1.06	3	Vertical	0	1.00	-	35.69	22.75	3.87	27.68
PK	625.58M	38.69	46.00	-7.31	0.41	3	Vertical	0	1.00	-	38.28	24.09	4.42	28.10
QP	55.22M	30.89	40.00	-9.11	-14.23	3	Vertical	313	1.00	-	45.12	12.17	1.21	27.61
QP	136.7M	40.75	43.50	-2.75	-8.53	3	Vertical	166	1.00	-	49.28	16.79	1.97	27.29

802.11ax HEW40_Nss1,(MCS0)_4TX

2437MHz_Test Fixture

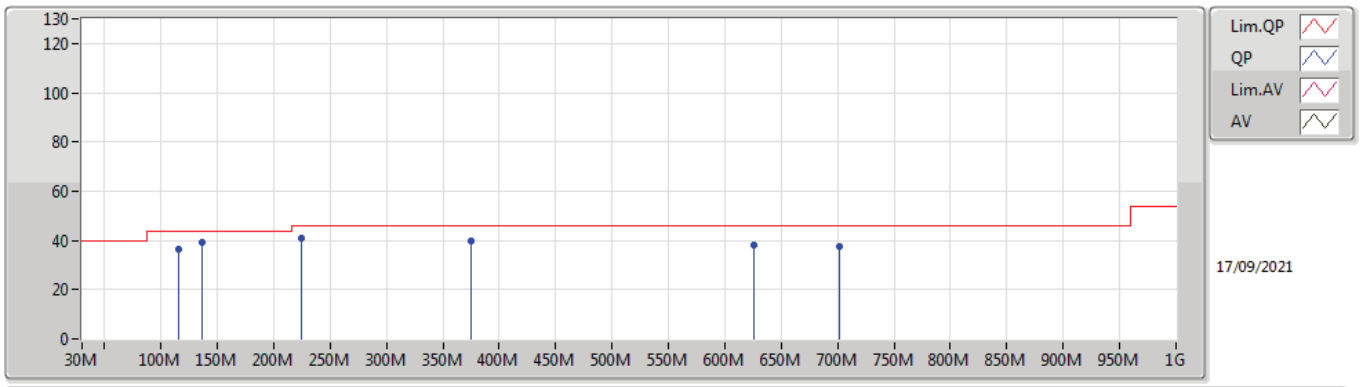

Type	Freq	Level	Limit	Margin	Factor	Dist	Condition	Azimuth	Height	Comment	Raw	AF	CL	PA
	(Hz)	(dBuV/m)	(dBuV/m)	(dB)	(dB)	(m)		(°)	(m)		(dBuV)	(dB)	(dB)	(dB)
PK	115.36M	36.61	43.50	-6.89	-8.07	3	Horizontal	360	1.00	-	44.68	17.45	1.85	27.37
PK	224M	41.05	46.00	-4.95	-9.59	3	Horizontal	360	1.00	-	50.64	14.77	2.53	26.89
PK	375.32M	39.54	46.00	-6.46	-3.64	3	Horizontal	360	1.00	-	43.18	20.12	3.36	27.12
PK	625.58M	37.96	46.00	-8.04	0.41	3	Horizontal	360	1.00	-	37.55	24.09	4.42	28.10
PK	701.24M	37.32	46.00	-8.68	1.00	3	Horizontal	360	1.00	-	36.32	24.42	4.63	28.05
QP	136.7M	38.95	43.50	-4.55	-8.53	3	Horizontal	291	2.12	-	47.48	16.79	1.97	27.29

Summary

Mode	Result	Type	Freq (Hz)	Level (dBuV/m)	Limit (dBuV/m)	Margin (dB)	Dist (m)	Condition	Azimuth (°)	Height (m)	Comments
2.4-2.4835GHz	-	-	-	-	-	-	-	-	-	-	-
802.11b_Nss1,(1Mbps)_4TX	Pass	AV	4.91402G	53.83	54.00	-0.17	3	Vertical	360	1.62	-
802.11g_Nss1,(6Mbps)_4TX	Pass	PK	2.4852G	73.52	74.00	-0.48	3	Vertical	173	1.36	-
802.11ax HEW20_Nss1,(MCS0)_4TX	Pass	AV	2.4842G	53.35	54.00	-0.65	3	Vertical	186	1.48	-
802.11ax HEW40_Nss1,(MCS0)_4TX	Pass	AV	2.3896G	53.61	54.00	-0.39	3	Vertical	338	1.50	-

Result

Mode	Result	Type	Freq (Hz)	Level (dBuV/m)	Limit (dBuV/m)	Margin (dB)	Dist (m)	Condition	Azimuth (°)	Height (m)	Comments
802.11b_Nss1,(1Mbps)_4TX	-	-	-	-	-	-	-	-	-	-	-
2412MHz	Pass	AV	2.387G	51.17	54.00	-2.83	3	Vertical	321	1.62	-
2412MHz	Pass	AV	2.4112G	113.78	Inf	-Inf	3	Vertical	321	1.62	-
2412MHz	Pass	PK	2.3856G	60.52	74.00	-13.48	3	Vertical	321	1.62	-
2412MHz	Pass	PK	2.4112G	117.57	Inf	-Inf	3	Vertical	321	1.62	-
2412MHz	Pass	AV	2.3862G	44.74	54.00	-9.26	3	Horizontal	243	2.39	-
2412MHz	Pass	AV	2.4112G	100.94	Inf	-Inf	3	Horizontal	243	2.39	-
2412MHz	Pass	PK	2.3862G	56.22	74.00	-17.78	3	Horizontal	243	2.39	-
2412MHz	Pass	PK	2.413G	104.75	Inf	-Inf	3	Horizontal	243	2.39	-
2412MHz	Pass	AV	4.82402G	53.60	54.00	-0.40	3	Vertical	354	1.25	-
2412MHz	Pass	PK	4.82398G	55.97	74.00	-18.03	3	Vertical	354	1.25	-
2412MHz	Pass	AV	4.82402G	48.95	54.00	-5.05	3	Horizontal	28	2.40	-
2412MHz	Pass	PK	4.82404G	53.77	74.00	-20.23	3	Horizontal	28	2.40	-
2437MHz	Pass	AV	2.389G	47.83	54.00	-6.17	3	Vertical	172	1.46	-
2437MHz	Pass	AV	2.4362G	119.16	Inf	-Inf	3	Vertical	172	1.46	-
2437MHz	Pass	AV	2.485G	48.28	54.00	-5.72	3	Vertical	172	1.46	-
2437MHz	Pass	PK	2.3898G	59.33	74.00	-14.67	3	Vertical	172	1.46	-
2437MHz	Pass	PK	2.4362G	122.86	Inf	-Inf	3	Vertical	172	1.46	-
2437MHz	Pass	PK	2.4886G	59.15	74.00	-14.85	3	Vertical	172	1.46	-
2437MHz	Pass	AV	2.3406G	44.60	54.00	-9.40	3	Horizontal	104	1.98	-
2437MHz	Pass	AV	2.4354G	97.87	Inf	-Inf	3	Horizontal	104	1.98	-
2437MHz	Pass	AV	2.4946G	44.38	54.00	-9.62	3	Horizontal	104	1.98	-
2437MHz	Pass	PK	2.3438G	55.81	74.00	-18.19	3	Horizontal	104	1.98	-
2437MHz	Pass	PK	2.4362G	101.57	Inf	-Inf	3	Horizontal	104	1.98	-
2437MHz	Pass	PK	2.4982G	55.80	74.00	-18.20	3	Horizontal	104	1.98	-
2437MHz	Pass	AV	4.874G	53.76	54.00	-0.24	3	Vertical	32	1.78	-
2437MHz	Pass	AV	7.3098G	41.91	54.00	-12.09	3	Vertical	193	3.00	-
2437MHz	Pass	PK	4.874G	55.83	74.00	-18.17	3	Vertical	32	1.78	-
2437MHz	Pass	PK	7.30872G	52.06	74.00	-21.94	3	Vertical	193	3.00	-
2437MHz	Pass	AV	4.87398G	43.05	54.00	-10.95	3	Horizontal	28	2.48	-
2437MHz	Pass	AV	7.30932G	36.84	54.00	-17.16	3	Horizontal	340	1.48	-
2437MHz	Pass	PK	4.87404G	48.26	74.00	-25.74	3	Horizontal	28	2.48	-
2437MHz	Pass	PK	7.30908G	50.27	74.00	-23.73	3	Horizontal	340	1.48	-
2457MHz	Pass	AV	2.4564G	113.55	Inf	-Inf	3	Vertical	319	1.64	-
2457MHz	Pass	AV	2.491G	45.93	54.00	-8.07	3	Vertical	319	1.64	-
2457MHz	Pass	PK	2.456G	117.23	Inf	-Inf	3	Vertical	319	1.64	-
2457MHz	Pass	PK	2.4856G	56.88	74.00	-17.12	3	Vertical	319	1.64	-
2457MHz	Pass	AV	2.4588G	100.40	Inf	-Inf	3	Horizontal	141	2.85	-
2457MHz	Pass	AV	2.4838G	44.73	54.00	-9.27	3	Horizontal	141	2.85	-
2457MHz	Pass	PK	2.458G	104.07	Inf	-Inf	3	Horizontal	141	2.85	-
2457MHz	Pass	PK	2.4984G	56.30	74.00	-17.70	3	Horizontal	141	2.85	-
2457MHz	Pass	AV	4.91402G	53.83	54.00	-0.17	3	Vertical	360	1.62	-
2457MHz	Pass	AV	7.37214G	37.86	54.00	-16.14	3	Vertical	329	1.42	-
2457MHz	Pass	PK	4.91404G	55.84	74.00	-18.16	3	Vertical	360	1.62	-
2457MHz	Pass	PK	7.3702G	49.64	74.00	-24.36	3	Vertical	329	1.42	-
2457MHz	Pass	AV	4.91394G	42.52	54.00	-11.48	3	Horizontal	43	1.14	-
2457MHz	Pass	AV	7.37012G	35.72	54.00	-18.28	3	Horizontal	52	1.73	-
2457MHz	Pass	PK	4.91402G	48.17	74.00	-25.83	3	Horizontal	43	1.14	-
2457MHz	Pass	PK	7.37266G	48.71	74.00	-25.29	3	Horizontal	52	1.73	-
2462MHz	Pass	AV	2.4612G	112.10	Inf	-Inf	3	Vertical	43	1.55	-
2462MHz	Pass	AV	2.5G	45.93	54.00	-8.07	3	Vertical	43	1.55	-
2462MHz	Pass	PK	2.461G	115.88	Inf	-Inf	3	Vertical	43	1.55	-
2462MHz	Pass	PK	2.4864G	57.32	74.00	-16.68	3	Vertical	43	1.55	-
2462MHz	Pass	AV	2.4614G	100.50	Inf	-Inf	3	Horizontal	113	2.55	-
2462MHz	Pass	AV	2.4886G	44.52	54.00	-9.48	3	Horizontal	113	2.55	-
2462MHz	Pass	PK	2.461G	104.12	Inf	-Inf	3	Horizontal	113	2.55	-
2462MHz	Pass	PK	2.491G	56.20	74.00	-17.80	3	Horizontal	113	2.55	-
2462MHz	Pass	AV	4.924G	53.73	54.00	-0.27	3	Vertical	23	1.75	-
2462MHz	Pass	AV	7.38528G	38.11	54.00	-15.89	3	Vertical	203	2.28	-
2462MHz	Pass	PK	4.92388G	55.65	74.00	-18.35	3	Vertical	23	1.75	-
2462MHz	Pass	PK	7.38406G	50.63	74.00	-23.37	3	Vertical	203	2.28	-

Mode	Result	Type	Freq (Hz)	Level (dBuV/m)	Limit (dBuV/m)	Margin (dB)	Dist (m)	Condition	Azimuth (°)	Height (m)	Comments
2462MHz	Pass	AV	4.924G	40.02	54.00	-13.98	3	Horizontal	44	1.07	-
2462MHz	Pass	AV	7.3867G	36.17	54.00	-17.83	3	Horizontal	360	2.52	-
2462MHz	Pass	PK	4.92402G	46.60	74.00	-27.40	3	Horizontal	44	1.07	-
2462MHz	Pass	PK	7.38188G	49.44	74.00	-24.56	3	Horizontal	360	2.52	-
802.11g_Nss1,(6Mbps)_4TX	-	-	-	-	-	-	-	-	-	-	-
2412MHz	Pass	AV	2.39G	53.44	54.00	-0.56	3	Vertical	47	1.50	-
2412MHz	Pass	AV	2.413G	109.45	Inf	-Inf	3	Vertical	47	1.50	-
2412MHz	Pass	PK	2.384G	66.13	74.00	-7.87	3	Vertical	47	1.50	-
2412MHz	Pass	PK	2.4128G	118.81	Inf	-Inf	3	Vertical	47	1.50	-
2412MHz	Pass	AV	2.389G	46.60	54.00	-7.40	3	Horizontal	203	2.32	-
2412MHz	Pass	AV	2.4078G	99.11	Inf	-Inf	3	Horizontal	203	2.32	-
2412MHz	Pass	PK	2.388G	59.02	74.00	-14.98	3	Horizontal	203	2.32	-
2412MHz	Pass	PK	2.4076G	108.84	Inf	-Inf	3	Horizontal	203	2.32	-
2412MHz	Pass	PK	4.82562G	56.50	74.00	-17.50	3	Vertical	187	1.72	-
2412MHz	Pass	AV	4.8267G	42.43	54.00	-11.57	3	Vertical	187	1.72	-
2412MHz	Pass	AV	4.8258G	33.47	54.00	-20.53	3	Horizontal	38	1.15	-
2412MHz	Pass	PK	4.82616G	46.69	74.00	-27.31	3	Horizontal	38	1.15	-
2417MHz	Pass	AV	2.39G	51.30	54.00	-2.70	3	Vertical	170	1.46	-
2417MHz	Pass	AV	2.4144G	110.11	Inf	-Inf	3	Vertical	170	1.46	-
2417MHz	Pass	PK	2.39G	70.65	74.00	-3.35	3	Vertical	170	1.46	-
2417MHz	Pass	PK	2.4138G	120.00	Inf	-Inf	3	Vertical	170	1.46	-
2417MHz	Pass	AV	2.3898G	45.89	54.00	-8.11	3	Horizontal	204	2.71	-
2417MHz	Pass	AV	2.4188G	98.48	Inf	-Inf	3	Horizontal	204	2.71	-
2417MHz	Pass	PK	2.389G	62.97	74.00	-11.03	3	Horizontal	204	2.71	-
2417MHz	Pass	PK	2.4192G	107.96	Inf	-Inf	3	Horizontal	204	2.71	-
2437MHz	Pass	AV	2.3842G	52.10	54.00	-1.90	3	Vertical	46	1.70	-
2437MHz	Pass	AV	2.4362G	110.57	Inf	-Inf	3	Vertical	46	1.70	-
2437MHz	Pass	AV	2.4835G	53.49	54.00	-0.51	3	Vertical	46	1.70	-
2437MHz	Pass	PK	2.3858G	65.14	74.00	-8.86	3	Vertical	46	1.70	-
2437MHz	Pass	PK	2.4362G	120.32	Inf	-Inf	3	Vertical	46	1.70	-
2437MHz	Pass	PK	2.4835G	67.22	74.00	-6.78	3	Vertical	46	1.70	-
2437MHz	Pass	AV	2.3818G	45.31	54.00	-8.69	3	Horizontal	197	1.80	-
2437MHz	Pass	AV	2.4346G	99.46	Inf	-Inf	3	Horizontal	197	1.80	-
2437MHz	Pass	AV	2.4835G	45.67	54.00	-8.33	3	Horizontal	197	1.80	-
2437MHz	Pass	PK	2.387G	56.72	74.00	-17.28	3	Horizontal	197	1.80	-
2437MHz	Pass	PK	2.4342G	108.95	Inf	-Inf	3	Horizontal	197	1.80	-
2437MHz	Pass	PK	2.487G	56.78	74.00	-17.22	3	Horizontal	197	1.80	-
2437MHz	Pass	AV	4.8758G	44.34	54.00	-9.66	3	Vertical	188	1.56	-
2437MHz	Pass	AV	7.31082G	43.00	54.00	-11.00	3	Vertical	0	2.74	-
2437MHz	Pass	PK	4.87652G	57.79	74.00	-16.21	3	Vertical	188	1.56	-
2437MHz	Pass	PK	7.31028G	58.21	74.00	-15.79	3	Vertical	0	2.74	-
2437MHz	Pass	AV	4.87718G	34.07	54.00	-19.93	3	Horizontal	148	1.13	-
2437MHz	Pass	AV	7.30668G	38.92	54.00	-15.08	3	Horizontal	0	3.00	-
2437MHz	Pass	PK	4.87694G	46.90	74.00	-27.10	3	Horizontal	148	1.13	-
2437MHz	Pass	PK	7.30752G	53.41	74.00	-20.59	3	Horizontal	0	3.00	-
2457MHz	Pass	AV	2.456G	111.01	Inf	-Inf	3	Vertical	173	1.36	-
2457MHz	Pass	AV	2.4835G	52.80	54.00	-1.20	3	Vertical	173	1.36	-
2457MHz	Pass	PK	2.4558G	120.15	Inf	-Inf	3	Vertical	173	1.36	-
2457MHz	Pass	PK	2.4852G	73.52	74.00	-0.48	3	Vertical	173	1.36	-
2457MHz	Pass	AV	2.4564G	97.79	Inf	-Inf	3	Horizontal	213	1.00	-
2457MHz	Pass	AV	2.4835G	45.72	54.00	-8.28	3	Horizontal	213	1.00	-
2457MHz	Pass	PK	2.4564G	107.05	Inf	-Inf	3	Horizontal	213	1.00	-
2457MHz	Pass	PK	2.4842G	61.02	74.00	-12.98	3	Horizontal	213	1.00	-
2462MHz	Pass	AV	2.461G	107.15	Inf	-Inf	3	Vertical	46	1.43	-
2462MHz	Pass	AV	2.4838G	53.38	54.00	-0.62	3	Vertical	46	1.43	-
2462MHz	Pass	PK	2.4606G	116.92	Inf	-Inf	3	Vertical	46	1.43	-
2462MHz	Pass	PK	2.4835G	66.23	74.00	-7.77	3	Vertical	46	1.43	-
2462MHz	Pass	AV	2.461G	95.90	Inf	-Inf	3	Horizontal	195	1.50	-
2462MHz	Pass	AV	2.484G	45.52	54.00	-8.48	3	Horizontal	195	1.50	-
2462MHz	Pass	PK	2.461G	105.62	Inf	-Inf	3	Horizontal	195	1.50	-
2462MHz	Pass	PK	2.491G	57.29	74.00	-16.71	3	Horizontal	195	1.50	-
2462MHz	Pass	AV	4.9192G	39.34	54.00	-14.66	3	Vertical	22	1.52	-

Mode	Result	Type	Freq (Hz)	Level (dBuV/m)	Limit (dBuV/m)	Margin (dB)	Dist (m)	Condition	Azimuth (°)	Height (m)	Comments
2462MHz	Pass	AV	7.38618G	35.95	54.00	-18.05	3	Vertical	191	2.36	-
2462MHz	Pass	PK	4.91794G	53.94	74.00	-20.06	3	Vertical	22	1.52	-
2462MHz	Pass	PK	7.39404G	49.06	74.00	-24.94	3	Vertical	191	2.36	-
2462MHz	Pass	AV	4.92604G	30.07	54.00	-23.93	3	Horizontal	239	1.50	-
2462MHz	Pass	AV	7.3938G	36.12	54.00	-17.88	3	Horizontal	191	3.00	-
2462MHz	Pass	PK	4.91308G	43.32	74.00	-30.68	3	Horizontal	239	1.50	-
2462MHz	Pass	PK	7.3941G	49.48	74.00	-24.52	3	Horizontal	191	3.00	-
802.11ax HEW20_Nss1,(MCS0)_4TX	-	-	-	-	-	-	-	-	-	-	-
2412MHz	Pass	AV	2.39G	53.19	54.00	-0.81	3	Vertical	46	1.45	-
2412MHz	Pass	AV	2.4152G	107.91	Inf	-Inf	3	Vertical	46	1.45	-
2412MHz	Pass	PK	2.3898G	64.05	74.00	-9.95	3	Vertical	46	1.45	-
2412MHz	Pass	PK	2.4148G	119.30	Inf	-Inf	3	Vertical	46	1.45	-
2412MHz	Pass	AV	2.3832G	46.60	54.00	-7.40	3	Horizontal	211	1.00	-
2412MHz	Pass	AV	2.4148G	95.35	Inf	-Inf	3	Horizontal	211	1.00	-
2412MHz	Pass	PK	2.383G	57.57	74.00	-16.43	3	Horizontal	211	1.00	-
2412MHz	Pass	PK	2.415G	106.81	Inf	-Inf	3	Horizontal	211	1.00	-
2412MHz	Pass	AV	4.82466G	40.89	54.00	-13.11	3	Vertical	182	1.89	-
2412MHz	Pass	PK	4.81962G	51.98	74.00	-22.02	3	Vertical	182	1.89	-
2412MHz	Pass	AV	4.82124G	32.35	54.00	-21.65	3	Horizontal	148	1.47	-
2412MHz	Pass	PK	4.82238G	43.16	74.00	-30.84	3	Horizontal	148	1.47	-
2417MHz	Pass	AV	2.39G	53.18	54.00	-0.82	3	Vertical	170	1.50	-
2417MHz	Pass	AV	2.4156G	110.05	Inf	-Inf	3	Vertical	170	1.50	-
2417MHz	Pass	PK	2.386G	69.32	74.00	-4.68	3	Vertical	170	1.50	-
2417MHz	Pass	PK	2.4154G	120.03	Inf	-Inf	3	Vertical	170	1.50	-
2417MHz	Pass	AV	2.39G	48.05	54.00	-5.95	3	Horizontal	204	2.79	-
2417MHz	Pass	AV	2.4184G	98.23	Inf	-Inf	3	Horizontal	204	2.79	-
2417MHz	Pass	PK	2.3876G	63.02	74.00	-10.98	3	Horizontal	204	2.79	-
2417MHz	Pass	PK	2.4134G	108.73	Inf	-Inf	3	Horizontal	204	2.79	-
2437MHz	Pass	AV	2.3894G	53.33	54.00	-0.67	3	Vertical	186	1.48	-
2437MHz	Pass	AV	2.439G	112.42	Inf	-Inf	3	Vertical	186	1.48	-
2437MHz	Pass	AV	2.4842G	53.35	54.00	-0.65	3	Vertical	186	1.48	-
2437MHz	Pass	PK	2.3882G	63.26	74.00	-10.74	3	Vertical	186	1.48	-
2437MHz	Pass	PK	2.439G	124.27	Inf	-Inf	3	Vertical	186	1.48	-
2437MHz	Pass	PK	2.4894G	64.39	74.00	-9.61	3	Vertical	186	1.48	-
2437MHz	Pass	AV	2.381G	46.78	54.00	-7.22	3	Horizontal	199	1.79	-
2437MHz	Pass	AV	2.4382G	99.15	Inf	-Inf	3	Horizontal	199	1.79	-
2437MHz	Pass	AV	2.4874G	46.88	54.00	-7.12	3	Horizontal	199	1.79	-
2437MHz	Pass	PK	2.347G	58.29	74.00	-15.71	3	Horizontal	199	1.79	-
2437MHz	Pass	PK	2.4378G	109.94	Inf	-Inf	3	Horizontal	199	1.79	-
2437MHz	Pass	PK	2.4966G	56.90	74.00	-17.10	3	Horizontal	199	1.79	-
2437MHz	Pass	AV	4.87508G	48.81	54.00	-5.19	3	Vertical	178	1.96	-
2437MHz	Pass	AV	7.31316G	45.75	54.00	-8.25	3	Vertical	0	2.67	-
2437MHz	Pass	PK	4.87526G	58.27	74.00	-15.73	3	Vertical	178	1.96	-
2437MHz	Pass	PK	7.31304G	57.89	74.00	-16.11	3	Vertical	0	2.67	-
2437MHz	Pass	AV	4.87268G	35.87	54.00	-18.13	3	Horizontal	146	1.48	-
2437MHz	Pass	AV	7.31634G	38.55	54.00	-15.45	3	Horizontal	222	1.50	-
2437MHz	Pass	PK	4.87796G	45.26	74.00	-28.74	3	Horizontal	146	1.48	-
2437MHz	Pass	PK	7.30176G	49.36	74.00	-24.64	3	Horizontal	222	1.50	-
2457MHz	Pass	AV	2.4574G	107.65	Inf	-Inf	3	Vertical	169	1.58	-
2457MHz	Pass	AV	2.4872G	53.35	54.00	-0.65	3	Vertical	169	1.58	-
2457MHz	Pass	PK	2.4574G	118.99	Inf	-Inf	3	Vertical	169	1.58	-
2457MHz	Pass	PK	2.4864G	63.82	74.00	-10.18	3	Vertical	169	1.58	-
2457MHz	Pass	AV	2.455G	97.58	Inf	-Inf	3	Horizontal	213	2.87	-
2457MHz	Pass	AV	2.4838G	46.93	54.00	-7.07	3	Horizontal	213	2.87	-
2457MHz	Pass	PK	2.4596G	109.71	Inf	-Inf	3	Horizontal	213	2.87	-
2457MHz	Pass	PK	2.4874G	57.00	74.00	-17.00	3	Horizontal	213	2.87	-
2462MHz	Pass	AV	2.4636G	108.91	Inf	-Inf	3	Vertical	170	1.54	-
2462MHz	Pass	AV	2.4835G	53.32	54.00	-0.68	3	Vertical	170	1.54	-
2462MHz	Pass	PK	2.464G	120.74	Inf	-Inf	3	Vertical	170	1.54	-
2462MHz	Pass	PK	2.4835G	68.78	74.00	-5.22	3	Vertical	170	1.54	-
2462MHz	Pass	AV	2.4638G	96.69	Inf	-Inf	3	Horizontal	214	1.23	-
2462MHz	Pass	AV	2.4835G	46.98	54.00	-7.02	3	Horizontal	214	1.23	-

Mode	Result	Type	Freq (Hz)	Level (dBuV/m)	Limit (dBuV/m)	Margin (dB)	Dist (m)	Condition	Azimuth (°)	Height (m)	Comments
2462MHz	Pass	PK	2.464G	108.73	Inf	-Inf	3	Horizontal	214	1.23	-
2462MHz	Pass	PK	2.4835G	57.31	74.00	-16.69	3	Horizontal	214	1.23	-
2462MHz	Pass	AV	4.92508G	41.35	54.00	-12.65	3	Vertical	9	1.50	-
2462MHz	Pass	AV	7.37868G	37.83	54.00	-16.17	3	Vertical	104	2.39	-
2462MHz	Pass	PK	4.92514G	54.66	74.00	-19.34	3	Vertical	9	1.50	-
2462MHz	Pass	PK	7.38426G	48.43	74.00	-25.57	3	Vertical	104	2.39	-
2462MHz	Pass	AV	4.92754G	32.38	54.00	-21.62	3	Horizontal	146	2.40	-
2462MHz	Pass	AV	7.392G	37.91	54.00	-16.09	3	Horizontal	155	1.54	-
2462MHz	Pass	PK	4.92118G	42.63	74.00	-31.37	3	Horizontal	146	2.40	-
2462MHz	Pass	PK	7.37616G	48.74	74.00	-25.26	3	Horizontal	155	1.54	-
802.11ax HEW40_Nss1,(MCS0)_4TX	-	-	-	-	-	-	-	-	-	-	-
2422MHz	Pass	AV	2.3896G	53.61	54.00	-0.39	3	Vertical	338	1.50	-
2422MHz	Pass	AV	2.4244G	104.98	Inf	-Inf	3	Vertical	338	1.50	-
2422MHz	Pass	AV	2.4936G	49.15	54.00	-4.85	3	Vertical	338	1.50	-
2422MHz	Pass	PK	2.3896G	63.09	74.00	-10.91	3	Vertical	338	1.50	-
2422MHz	Pass	PK	2.4196G	116.34	Inf	-Inf	3	Vertical	338	1.50	-
2422MHz	Pass	PK	2.4848G	59.14	74.00	-14.86	3	Vertical	338	1.50	-
2422MHz	Pass	AV	2.39G	47.66	54.00	-6.34	3	Horizontal	225	3.00	-
2422MHz	Pass	AV	2.4244G	94.27	Inf	-Inf	3	Horizontal	225	3.00	-
2422MHz	Pass	AV	2.4908G	46.71	54.00	-7.29	3	Horizontal	225	3.00	-
2422MHz	Pass	PK	2.36G	57.10	74.00	-16.90	3	Horizontal	225	3.00	-
2422MHz	Pass	PK	2.4248G	104.20	Inf	-Inf	3	Horizontal	225	3.00	-
2422MHz	Pass	PK	2.4912G	56.81	74.00	-17.19	3	Horizontal	225	3.00	-
2422MHz	Pass	AV	4.8438G	40.75	54.00	-13.25	3	Vertical	148	1.01	-
2422MHz	Pass	AV	7.2783G	37.80	54.00	-16.20	3	Vertical	125	1.50	-
2422MHz	Pass	PK	4.8439G	47.59	74.00	-26.41	3	Vertical	148	1.01	-
2422MHz	Pass	PK	7.281G	48.83	74.00	-25.17	3	Vertical	125	1.50	-
2422MHz	Pass	AV	4.8438G	37.87	54.00	-16.13	3	Horizontal	185	1.60	-
2422MHz	Pass	AV	7.2907G	37.84	54.00	-16.16	3	Horizontal	316	1.12	-
2422MHz	Pass	PK	4.8441G	44.78	74.00	-29.22	3	Horizontal	185	1.60	-
2422MHz	Pass	PK	7.26884G	48.46	74.00	-25.54	3	Horizontal	316	1.12	-
2427MHz	Pass	AV	2.389G	53.05	54.00	-0.95	3	Vertical	182	1.49	-
2427MHz	Pass	AV	2.4238G	104.92	Inf	-Inf	3	Vertical	182	1.49	-
2427MHz	Pass	AV	2.4835G	50.32	54.00	-3.68	3	Vertical	182	1.49	-
2427MHz	Pass	PK	2.389G	64.35	74.00	-9.65	3	Vertical	182	1.49	-
2427MHz	Pass	PK	2.4338G	115.84	Inf	-Inf	3	Vertical	182	1.49	-
2427MHz	Pass	PK	2.4846G	60.83	74.00	-13.17	3	Vertical	182	1.49	-
2427MHz	Pass	AV	2.3858G	46.82	54.00	-7.18	3	Horizontal	232	3.00	-
2427MHz	Pass	AV	2.425G	92.83	Inf	-Inf	3	Horizontal	232	3.00	-
2427MHz	Pass	AV	2.4866G	46.68	54.00	-7.32	3	Horizontal	232	3.00	-
2427MHz	Pass	PK	2.3882G	57.25	74.00	-16.75	3	Horizontal	232	3.00	-
2427MHz	Pass	PK	2.4246G	103.04	Inf	-Inf	3	Horizontal	232	3.00	-
2427MHz	Pass	PK	2.4866G	56.59	74.00	-17.41	3	Horizontal	232	3.00	-
2437MHz	Pass	AV	2.3886G	52.43	54.00	-1.57	3	Vertical	174	1.43	-
2437MHz	Pass	AV	2.4334G	106.45	Inf	-Inf	3	Vertical	174	1.43	-
2437MHz	Pass	AV	2.4835G	53.54	54.00	-0.46	3	Vertical	174	1.43	-
2437MHz	Pass	PK	2.3886G	63.23	74.00	-10.77	3	Vertical	174	1.43	-
2437MHz	Pass	PK	2.4434G	117.02	Inf	-Inf	3	Vertical	174	1.43	-
2437MHz	Pass	PK	2.4906G	68.08	74.00	-5.92	3	Vertical	174	1.43	-
2437MHz	Pass	AV	2.3754G	46.59	54.00	-7.41	3	Horizontal	215	1.72	-
2437MHz	Pass	AV	2.439G	92.39	Inf	-Inf	3	Horizontal	215	1.72	-
2437MHz	Pass	AV	2.4882G	46.60	54.00	-7.40	3	Horizontal	215	1.72	-
2437MHz	Pass	PK	2.345G	56.66	74.00	-17.34	3	Horizontal	215	1.72	-
2437MHz	Pass	PK	2.4386G	102.96	Inf	-Inf	3	Horizontal	215	1.72	-
2437MHz	Pass	PK	2.4914G	56.59	74.00	-17.41	3	Horizontal	215	1.72	-
2437MHz	Pass	AV	4.88G	40.14	54.00	-13.86	3	Vertical	185	1.94	-
2437MHz	Pass	AV	7.3201G	38.57	54.00	-15.43	3	Vertical	188	2.90	-
2437MHz	Pass	PK	4.8781G	51.03	74.00	-22.97	3	Vertical	185	1.94	-
2437MHz	Pass	PK	7.2952G	48.67	74.00	-25.33	3	Vertical	188	2.90	-
2437MHz	Pass	AV	4.8523G	32.09	54.00	-21.91	3	Horizontal	150	1.50	-
2437MHz	Pass	AV	7.3302G	38.08	54.00	-15.92	3	Horizontal	247	1.47	-
2437MHz	Pass	PK	4.88G	42.69	74.00	-31.31	3	Horizontal	150	1.50	-

Mode	Result	Type	Freq (Hz)	Level (dBuV/m)	Limit (dBuV/m)	Margin (dB)	Dist (m)	Condition	Azimuth (°)	Height (m)	Comments
2437MHz	Pass	PK	7.3126G	48.87	74.00	-25.13	3	Horizontal	247	1.47	-
2447MHz	Pass	AV	2.3854G	49.03	54.00	-4.97	3	Vertical	171	1.62	-
2447MHz	Pass	AV	2.4454G	104.52	Inf	-Inf	3	Vertical	171	1.62	-
2447MHz	Pass	AV	2.4854G	53.21	54.00	-0.79	3	Vertical	171	1.62	-
2447MHz	Pass	PK	2.3854G	59.90	74.00	-14.10	3	Vertical	171	1.62	-
2447MHz	Pass	PK	2.4458G	116.49	Inf	-Inf	3	Vertical	171	1.62	-
2447MHz	Pass	PK	2.4854G	63.82	74.00	-10.18	3	Vertical	171	1.62	-
2447MHz	Pass	AV	2.3478G	46.69	54.00	-7.31	3	Horizontal	213	2.97	-
2447MHz	Pass	AV	2.4478G	91.57	Inf	-Inf	3	Horizontal	213	2.97	-
2447MHz	Pass	AV	2.4882G	46.76	54.00	-7.24	3	Horizontal	213	2.97	-
2447MHz	Pass	PK	2.3498G	56.68	74.00	-17.32	3	Horizontal	213	2.97	-
2447MHz	Pass	PK	2.4474G	101.66	Inf	-Inf	3	Horizontal	213	2.97	-
2447MHz	Pass	PK	2.4898G	56.18	74.00	-17.82	3	Horizontal	213	2.97	-
2452MHz	Pass	AV	2.3896G	48.57	54.00	-5.43	3	Vertical	171	1.48	-
2452MHz	Pass	AV	2.4512G	104.98	Inf	-Inf	3	Vertical	171	1.48	-
2452MHz	Pass	AV	2.4864G	53.60	54.00	-0.40	3	Vertical	171	1.48	-
2452MHz	Pass	PK	2.39G	58.83	74.00	-15.17	3	Vertical	171	1.48	-
2452MHz	Pass	PK	2.4564G	115.55	Inf	-Inf	3	Vertical	171	1.48	-
2452MHz	Pass	PK	2.4916G	63.07	74.00	-10.93	3	Vertical	171	1.48	-
2452MHz	Pass	AV	2.3572G	46.60	54.00	-7.40	3	Horizontal	213	1.00	-
2452MHz	Pass	AV	2.4516G	91.53	Inf	-Inf	3	Horizontal	213	1.00	-
2452MHz	Pass	AV	2.4864G	46.88	54.00	-7.12	3	Horizontal	213	1.00	-
2452MHz	Pass	PK	2.3812G	56.22	74.00	-17.78	3	Horizontal	213	1.00	-
2452MHz	Pass	PK	2.4512G	102.25	Inf	-Inf	3	Horizontal	213	1.00	-
2452MHz	Pass	PK	2.4912G	56.34	74.00	-17.66	3	Horizontal	213	1.00	-
2452MHz	Pass	AV	4.904G	36.42	54.00	-17.58	3	Vertical	23	1.50	-
2452MHz	Pass	AV	7.3434G	37.83	54.00	-16.17	3	Vertical	195	1.07	-
2452MHz	Pass	PK	4.9059G	46.76	74.00	-27.24	3	Vertical	23	1.50	-
2452MHz	Pass	PK	7.3422G	48.30	74.00	-25.70	3	Vertical	195	1.07	-
2452MHz	Pass	AV	4.8794G	32.46	54.00	-21.54	3	Horizontal	219	2.27	-
2452MHz	Pass	AV	7.3314G	37.66	54.00	-16.34	3	Horizontal	178	1.84	-
2452MHz	Pass	PK	4.904G	43.00	74.00	-31.00	3	Horizontal	219	2.27	-
2452MHz	Pass	PK	7.3321G	49.11	74.00	-24.89	3	Horizontal	178	1.84	-

802.11b_Nss1,(1Mbps)_4TX

2412MHz_TX

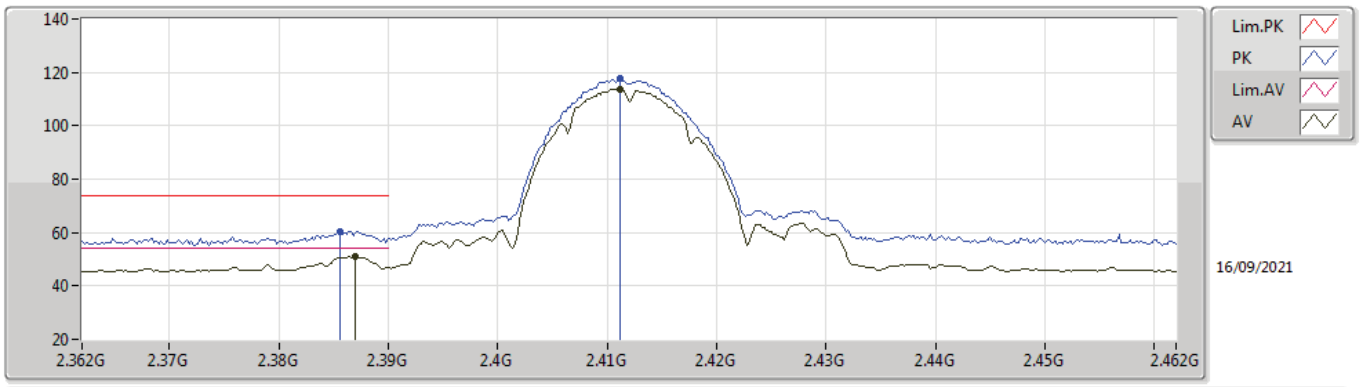

Type	Freq	Level	Limit	Margin	Factor	Dist	Condition	Azimuth	Height	Comment	Raw	AF	CL	PA
	(Hz)	(dBuV/m)	(dBuV/m)	(dB)	(dB)	(m)		(°)	(m)		(dBuV)	(dB)	(dB)	(dB)
AV	2.387G	51.17	54.00	-2.83	32.02	3	Vertical	321	1.62	-	19.15	27.65	4.37	-
AV	2.4112G	113.78	Inf	-Inf	32.00	3	Vertical	321	1.62	-	81.78	27.60	4.40	-
PK	2.3856G	60.52	74.00	-13.48	32.02	3	Vertical	321	1.62	-	28.50	27.66	4.36	-
PK	2.4112G	117.57	Inf	-Inf	32.00	3	Vertical	321	1.62	-	85.57	27.60	4.40	-

802.11b_Nss1,(1Mbps)_4TX

2412MHz_TX

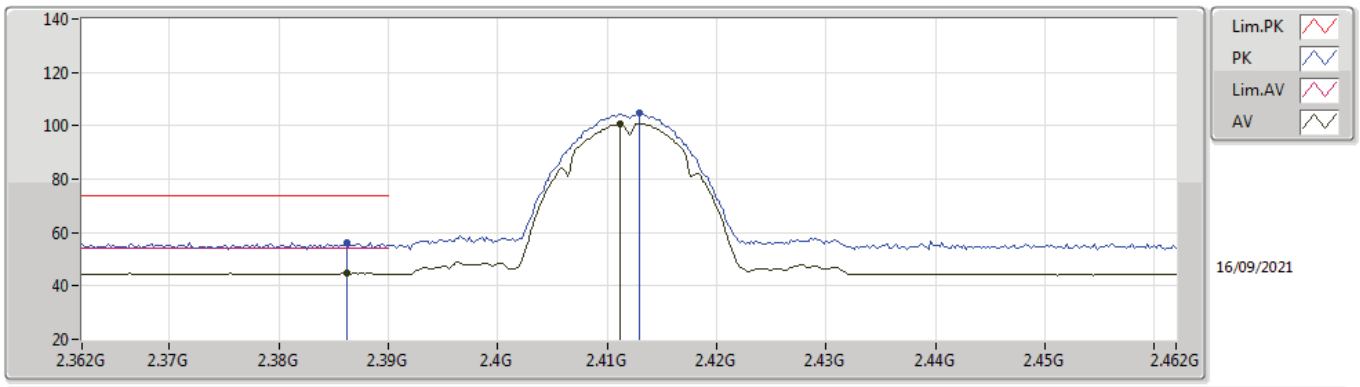

Type	Freq	Level	Limit	Margin	Factor	Dist	Condition	Azimuth	Height	Comment	Raw	AF	CL	PA
	(Hz)	(dBuV/m)	(dBuV/m)	(dB)	(dB)	(m)		(°)	(m)		(dBuV)	(dB)	(dB)	(dB)
AV	2.3862G	44.74	54.00	-9.26	32.03	3	Horizontal	243	2.39	-	12.71	27.66	4.37	-
AV	2.4112G	100.94	Inf	-Inf	32.00	3	Horizontal	243	2.39	-	68.94	27.60	4.40	-
PK	2.3862G	56.22	74.00	-17.78	32.03	3	Horizontal	243	2.39	-	24.19	27.66	4.37	-
PK	2.413G	104.75	Inf	-Inf	32.00	3	Horizontal	243	2.39	-	72.75	27.60	4.40	-

802.11b_Nss1,(1Mbps)_4TX

2412MHz_TX

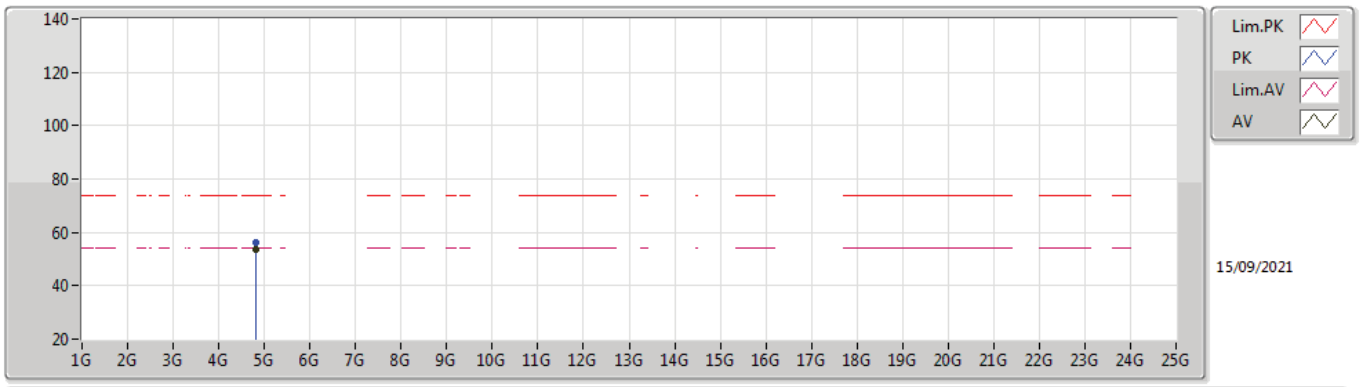

Type	Freq	Level	Limit	Margin	Factor	Dist	Condition	Azimuth	Height	Comment	Raw	AF	CL	PA
	(Hz)	(dBuV/m)	(dBuV/m)	(dB)	(dB)	(m)		(°)	(m)		(dBuV)	(dB)	(dB)	(dB)
AV	4.82402G	53.60	54.00	-0.40	2.97	3	Vertical	354	1.25	-	50.63	31.15	6.27	34.45
PK	4.82398G	55.97	74.00	-18.03	2.97	3	Vertical	354	1.25	-	53.00	31.15	6.27	34.45

802.11b_Nss1,(1Mbps)_4TX

2412MHz_TX

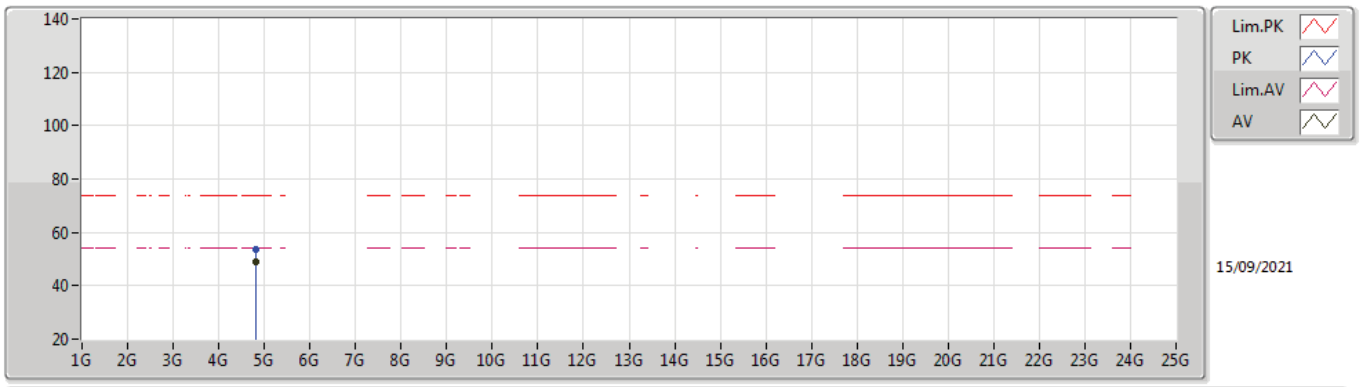

Type	Freq	Level	Limit	Margin	Factor	Dist	Condition	Azimuth	Height	Comment	Raw	AF	CL	PA
	(Hz)	(dBuV/m)	(dBuV/m)	(dB)	(dB)	(m)		(°)	(m)		(dBuV)	(dB)	(dB)	(dB)
AV	4.82402G	48.95	54.00	-5.05	8.19	3	Horizontal	28	2.40	-	40.76	31.15	6.27	29.23
PK	4.82404G	53.77	74.00	-20.23	8.19	3	Horizontal	28	2.40	-	45.58	31.15	6.27	29.23

802.11b_Nss1,(1Mbps)_4TX

2437MHz_TX

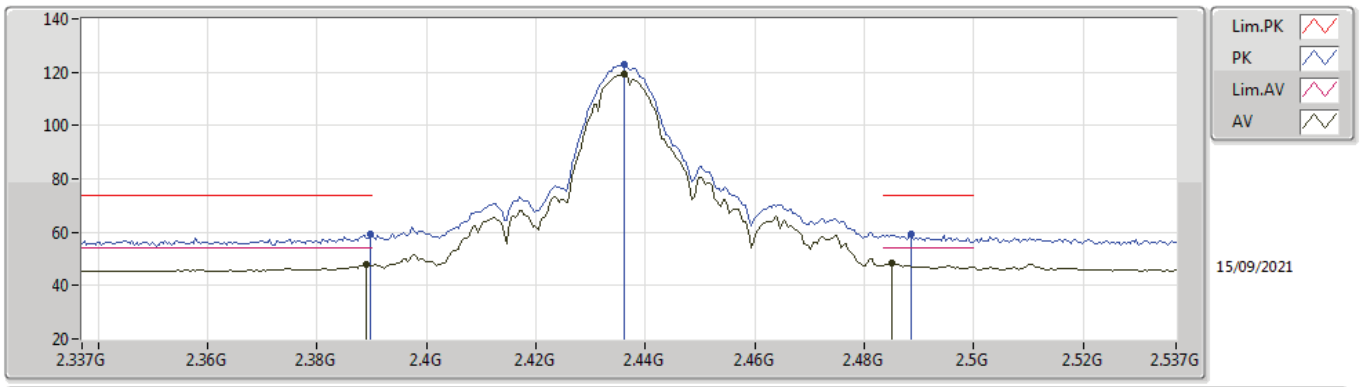

Type	Freq	Level	Limit	Margin	Factor	Dist	Condition	Azimuth	Height	Comment	Raw	AF	CL	PA
	(Hz)	(dBuV/m)	(dBuV/m)	(dB)	(dB)	(m)		(°)	(m)		(dBuV)	(dB)	(dB)	(dB)
AV	2.389G	47.83	54.00	-6.17	32.01	3	Vertical	172	1.46	-	15.82	27.64	4.37	-
AV	2.4362G	119.16	Inf	-Inf	32.03	3	Vertical	172	1.46	-	87.13	27.60	4.43	-
AV	2.485G	48.28	54.00	-5.72	32.17	3	Vertical	172	1.46	-	16.11	27.67	4.50	-
PK	2.3898G	59.33	74.00	-14.67	32.01	3	Vertical	172	1.46	-	27.32	27.64	4.37	-
PK	2.4362G	122.86	Inf	-Inf	32.03	3	Vertical	172	1.46	-	90.83	27.60	4.43	-
PK	2.4886G	59.15	74.00	-14.85	32.19	3	Vertical	172	1.46	-	26.96	27.68	4.51	-

802.11b_Nss1,(1Mbps)_4TX

2437MHz_TX

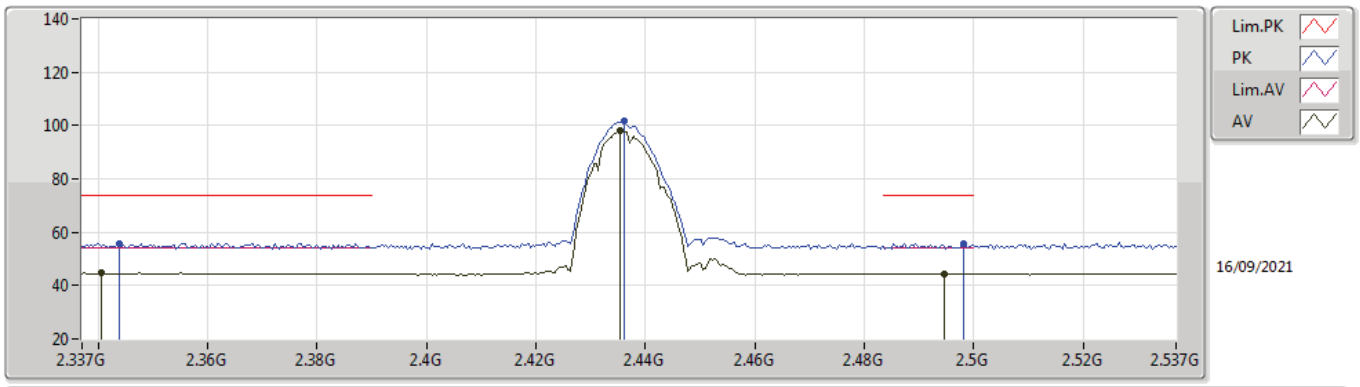

Type	Freq	Level	Limit	Margin	Factor	Dist	Condition	Azimuth	Height	Comment	Raw	AF	CL	PA
	(Hz)	(dBuV/m)	(dBuV/m)	(dB)	(dB)	(m)		(°)	(m)		(dBuV)	(dB)	(dB)	(dB)
AV	2.3406G	44.60	54.00	-9.40	32.14	3	Horizontal	104	1.98	-	12.46	27.82	4.32	-
AV	2.4354G	97.87	Inf	-Inf	32.03	3	Horizontal	104	1.98	-	65.84	27.60	4.43	-
AV	2.4946G	44.38	54.00	-9.62	32.21	3	Horizontal	104	1.98	-	12.17	27.69	4.52	-
PK	2.3438G	55.81	74.00	-18.19	32.13	3	Horizontal	104	1.98	-	23.68	27.81	4.32	-
PK	2.4362G	101.57	Inf	-Inf	32.03	3	Horizontal	104	1.98	-	69.54	27.60	4.43	-
PK	2.4982G	55.80	74.00	-18.20	32.22	3	Horizontal	104	1.98	-	23.58	27.70	4.52	-

802.11b_Nss1,(1Mbps)_4TX

2437MHz_TX

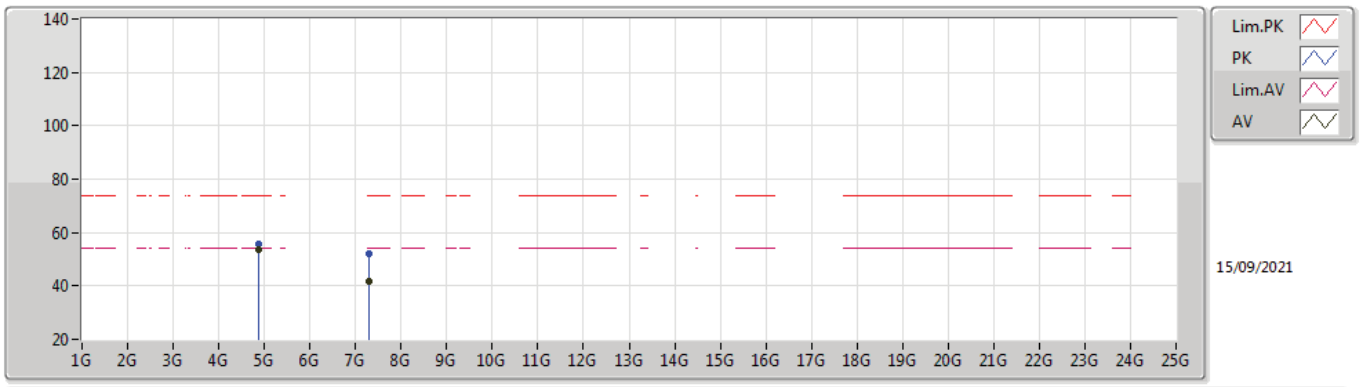

Type	Freq	Level	Limit	Margin	Factor	Dist	Condition	Azimuth	Height	Comment	Raw	AF	CL	PA
	(Hz)	(dBuV/m)	(dBuV/m)	(dB)	(dB)	(m)		(°)	(m)		(dBuV)	(dB)	(dB)	(dB)
AV	4.874G	53.76	54.00	-0.24	3.06	3	Vertical	32	1.78	-	50.70	31.20	6.30	34.44
AV	7.3098G	41.91	54.00	-12.09	9.61	3	Vertical	193	3.00	-	32.30	36.28	8.14	34.81
PK	4.874G	55.83	74.00	-18.17	3.06	3	Vertical	32	1.78	-	52.77	31.20	6.30	34.44
PK	7.30872G	52.06	74.00	-21.94	9.61	3	Vertical	193	3.00	-	42.45	36.28	8.14	34.81

802.11b_Nss1,(1Mbps)_4TX

2437MHz_TX

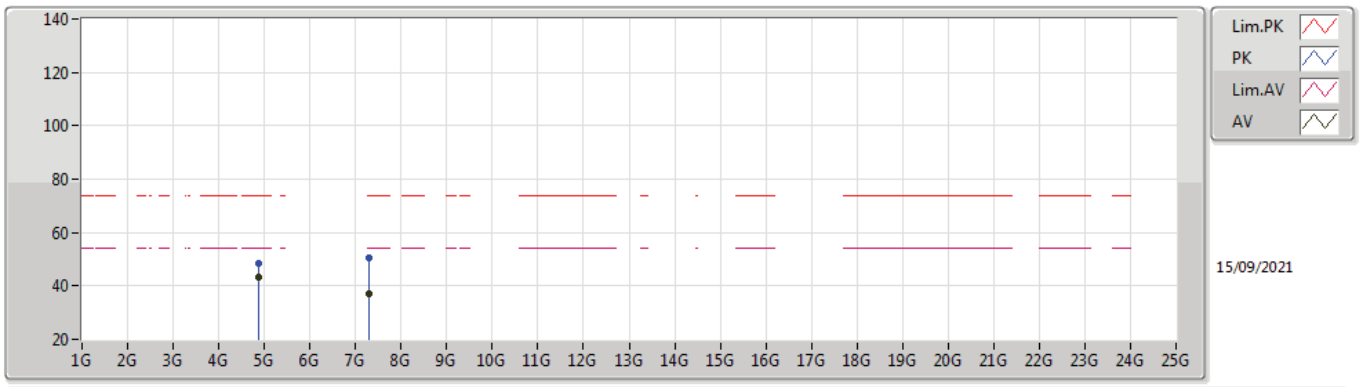

Type	Freq	Level	Limit	Margin	Factor	Dist	Condition	Azimuth	Height	Comment	Raw	AF	CL	PA
	(Hz)	(dBuV/m)	(dBuV/m)	(dB)	(dB)	(m)		(°)	(m)		(dBuV)	(dB)	(dB)	(dB)
AV	4.87398G	43.05	54.00	-10.95	3.06	3	Horizontal	28	2.48	-	39.99	31.20	6.30	34.44
AV	7.30932G	36.84	54.00	-17.16	9.61	3	Horizontal	340	1.48	-	27.23	36.28	8.14	34.81
PK	4.87404G	48.26	74.00	-25.74	3.06	3	Horizontal	28	2.48	-	45.20	31.20	6.30	34.44
PK	7.30908G	50.27	74.00	-23.73	9.61	3	Horizontal	340	1.48	-	40.66	36.28	8.14	34.81

802.11b_Nss1,(1Mbps)_4TX

2457MHz_TX

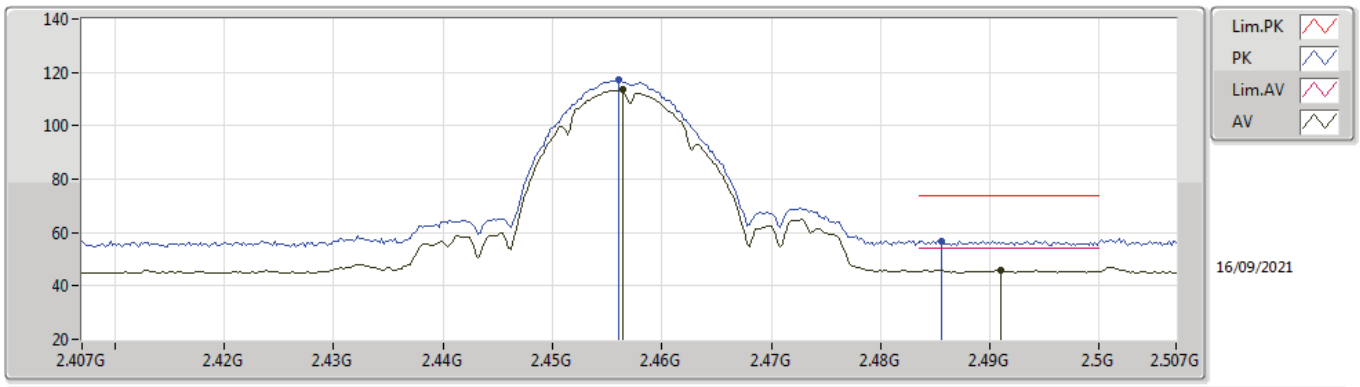

Type	Freq	Level	Limit	Margin	Factor	Dist	Condition	Azimuth	Height	Comment	Raw	AF	CL	PA
	(Hz)	(dBuV/m)	(dBuV/m)	(dB)	(dB)	(m)		(°)	(m)		(dBuV)	(dB)	(dB)	(dB)
AV	2.4564G	113.55	Inf	-Inf	32.07	3	Vertical	319	1.64	-	81.48	27.61	4.46	-
AV	2.491G	45.93	54.00	-8.07	32.19	3	Vertical	319	1.64	-	13.74	27.68	4.51	-
PK	2.456G	117.23	Inf	-Inf	32.07	3	Vertical	319	1.64	-	85.16	27.61	4.46	-
PK	2.4856G	56.88	74.00	-17.12	32.17	3	Vertical	319	1.64	-	24.71	27.67	4.50	-

802.11b_Nss1,(1Mbps)_4TX

2457MHz_TX

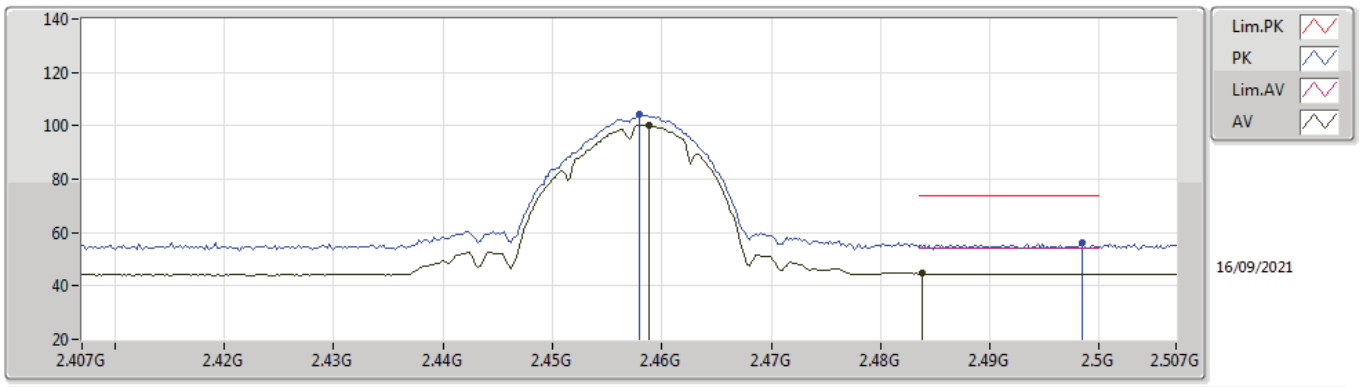

Type	Freq	Level	Limit	Margin	Factor	Dist	Condition	Azimuth	Height	Comment	Raw	AF	CL	PA
	(Hz)	(dBuV/m)	(dBuV/m)	(dB)	(dB)	(m)		(°)	(m)		(dBuV)	(dB)	(dB)	(dB)
AV	2.4588G	100.40	Inf	-Inf	32.09	3	Horizontal	141	2.85	-	68.31	27.62	4.47	-
AV	2.4838G	44.73	54.00	-9.27	32.17	3	Horizontal	141	2.85	-	12.56	27.67	4.50	-
PK	2.458G	104.07	Inf	-Inf	32.08	3	Horizontal	141	2.85	-	71.99	27.62	4.46	-
PK	2.4984G	56.30	74.00	-17.70	32.22	3	Horizontal	141	2.85	-	24.08	27.70	4.52	-

802.11b_Nss1,(1Mbps)_4TX

2457MHz_TX

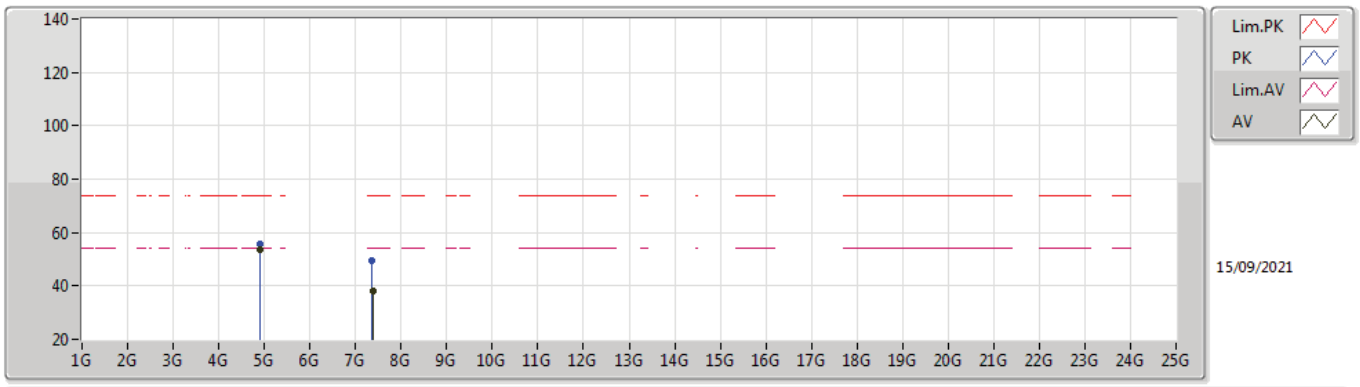

Type	Freq	Level	Limit	Margin	Factor	Dist	Condition	Azimuth	Height	Comment	Raw	AF	CL	PA
	(Hz)	(dBuV/m)	(dBuV/m)	(dB)	(dB)	(m)		(°)	(m)		(dBuV)	(dB)	(dB)	(dB)
AV	4.91402G	53.83	54.00	-0.17	3.12	3	Vertical	360	1.62	-	50.71	31.23	6.33	34.44
AV	7.37214G	37.86	54.00	-16.14	9.45	3	Vertical	329	1.42	-	28.41	36.16	8.12	34.83
PK	4.91404G	55.84	74.00	-18.16	3.12	3	Vertical	360	1.62	-	52.72	31.23	6.33	34.44
PK	7.3702G	49.64	74.00	-24.36	9.45	3	Vertical	329	1.42	-	40.19	36.16	8.12	34.83

802.11b_Nss1,(1Mbps)_4TX

2457MHz_TX

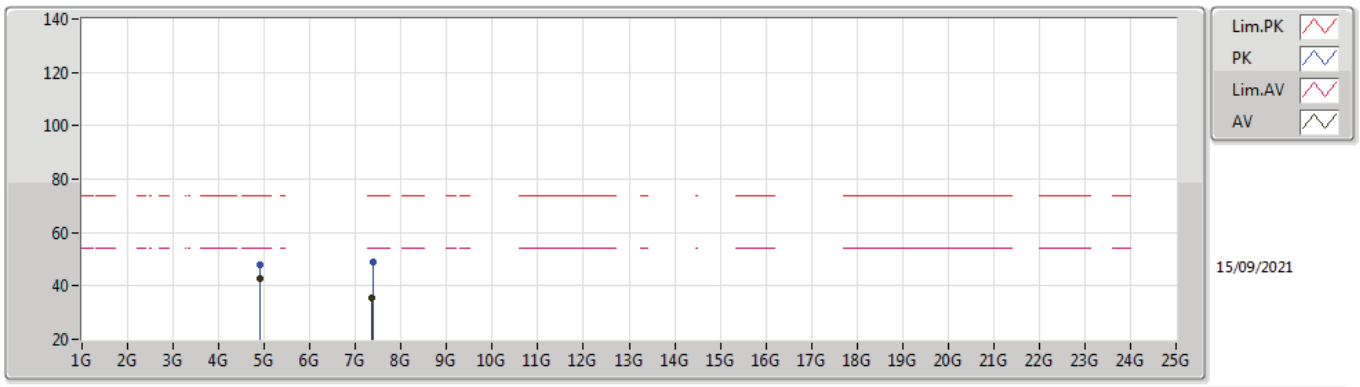

Type	Freq	Level	Limit	Margin	Factor	Dist	Condition	Azimuth	Height	Comment	Raw	AF	CL	PA
	(Hz)	(dBuV/m)	(dBuV/m)	(dB)	(dB)	(m)		(°)	(m)		(dBuV)	(dB)	(dB)	(dB)
AV	4.91394G	42.52	54.00	-11.48	3.12	3	Horizontal	43	1.14	-	39.40	31.23	6.33	34.44
AV	7.37012G	35.72	54.00	-18.28	9.45	3	Horizontal	52	1.73	-	26.27	36.16	8.12	34.83
PK	4.91402G	48.17	74.00	-25.83	3.12	3	Horizontal	43	1.14	-	45.05	31.23	6.33	34.44
PK	7.37266G	48.71	74.00	-25.29	9.44	3	Horizontal	52	1.73	-	39.27	36.15	8.12	34.83

802.11b_Nss1,(1Mbps)_4TX

2462MHz_TX

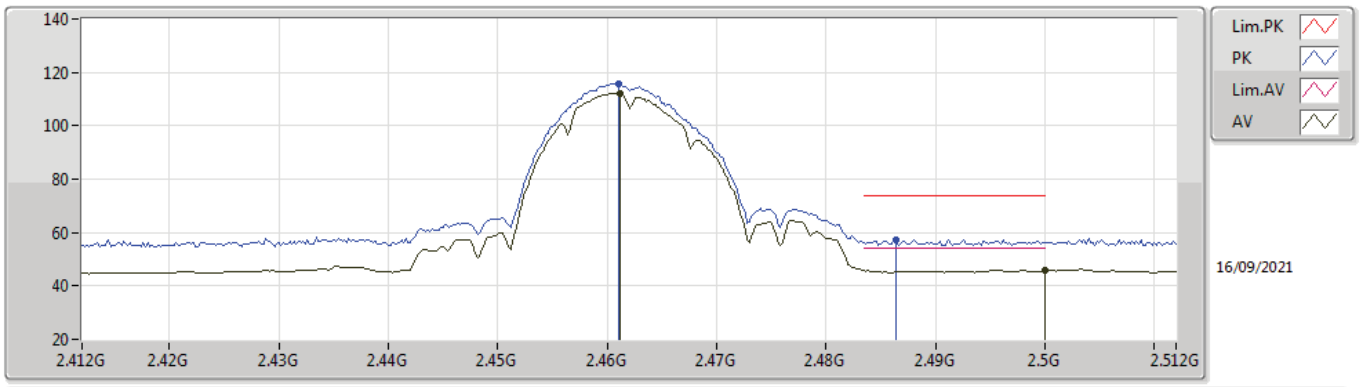

Type	Freq	Level	Limit	Margin	Factor	Dist	Condition	Azimuth	Height	Comment	Raw	AF	CL	PA
	(Hz)	(dBuV/m)	(dBuV/m)	(dB)	(dB)	(m)		(°)	(m)		(dBuV)	(dB)	(dB)	(dB)
AV	2.4612G	112.10	Inf	-Inf	32.09	3	Vertical	43	1.55	-	80.01	27.62	4.47	-
AV	2.5G	45.93	54.00	-8.07	32.23	3	Vertical	43	1.55	-	13.70	27.70	4.53	-
PK	2.461G	115.88	Inf	-Inf	32.09	3	Vertical	43	1.55	-	83.79	27.62	4.47	-
PK	2.4864G	57.32	74.00	-16.68	32.18	3	Vertical	43	1.55	-	25.14	27.67	4.51	-

802.11b_Nss1,(1Mbps)_4TX

2462MHz_TX

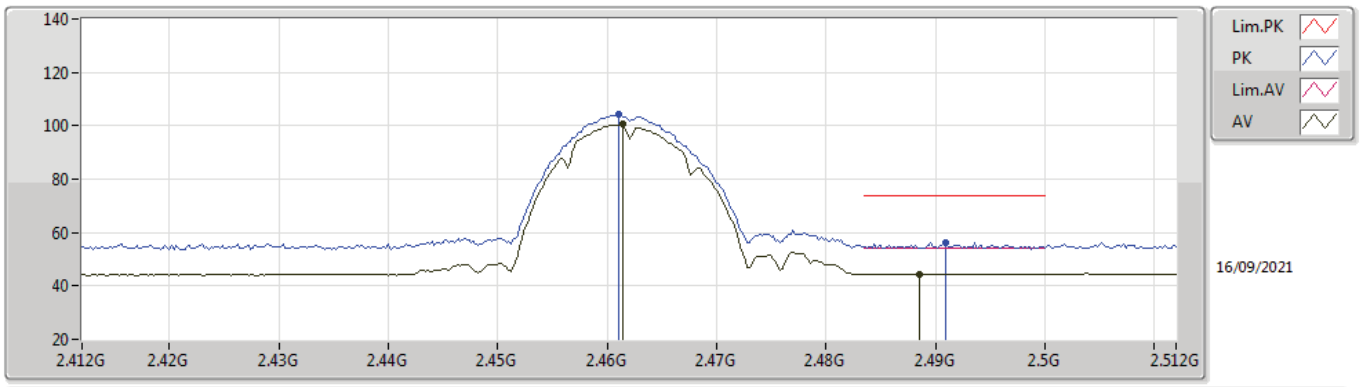

Type	Freq	Level	Limit	Margin	Factor	Dist	Condition	Azimuth	Height	Comment	Raw	AF	CL	PA
	(Hz)	(dBuV/m)	(dBuV/m)	(dB)	(dB)	(m)		(°)	(m)		(dBuV)	(dB)	(dB)	(dB)
AV	2.4614G	100.50	Inf	-Inf	32.09	3	Horizontal	113	2.55	-	68.41	27.62	4.47	-
AV	2.4886G	44.52	54.00	-9.48	32.19	3	Horizontal	113	2.55	-	12.33	27.68	4.51	-
PK	2.461G	104.12	Inf	-Inf	32.09	3	Horizontal	113	2.55	-	72.03	27.62	4.47	-
PK	2.491G	56.20	74.00	-17.80	32.19	3	Horizontal	113	2.55	-	24.01	27.68	4.51	-

802.11b_Nss1,(1Mbps)_4TX

2462MHz_TX

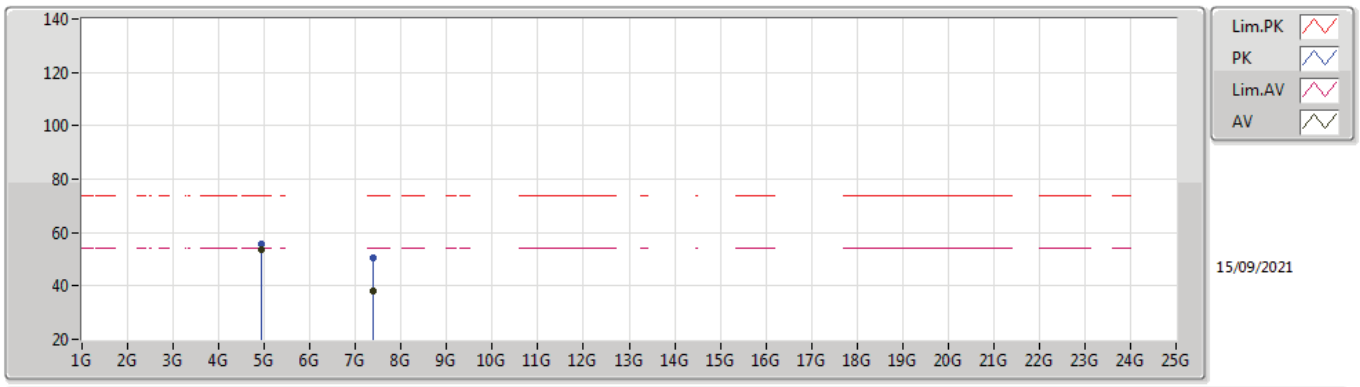

Type	Freq	Level	Limit	Margin	Factor	Dist	Condition	Azimuth	Height	Comment	Raw	AF	CL	PA
	(Hz)	(dBuV/m)	(dBuV/m)	(dB)	(dB)	(m)		(°)	(m)		(dBuV)	(dB)	(dB)	(dB)
AV	4.924G	53.73	54.00	-0.27	3.14	3	Vertical	23	1.75	-	50.59	31.25	6.33	34.44
AV	7.38528G	38.11	54.00	-15.89	9.42	3	Vertical	203	2.28	-	28.69	36.13	8.12	34.83
PK	4.92388G	55.65	74.00	-18.35	3.14	3	Vertical	23	1.75	-	52.51	31.25	6.33	34.44
PK	7.38406G	50.63	74.00	-23.37	9.42	3	Vertical	203	2.28	-	41.21	36.13	8.12	34.83

802.11b_Nss1,(1Mbps)_4TX

2462MHz_TX

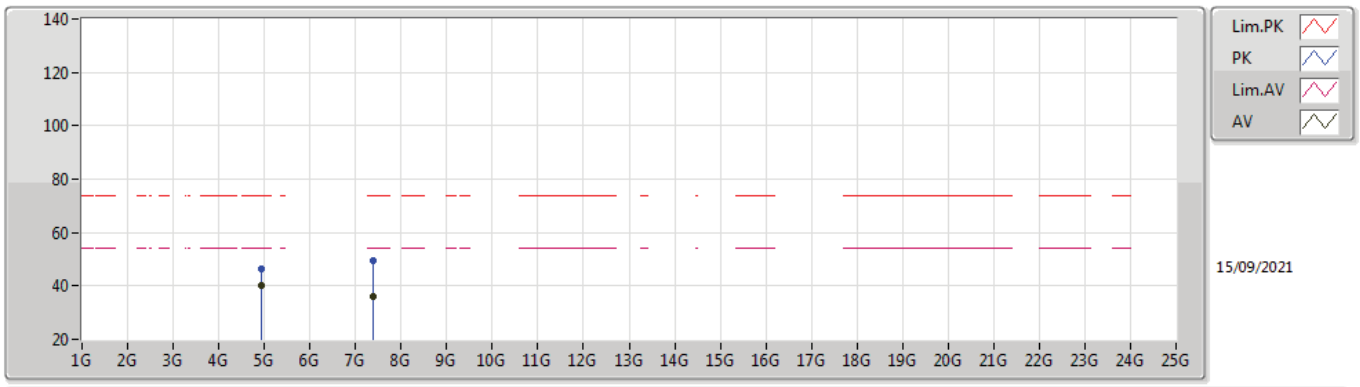

Type	Freq	Level	Limit	Margin	Factor	Dist	Condition	Azimuth	Height	Comment	Raw	AF	CL	PA
	(Hz)	(dBuV/m)	(dBuV/m)	(dB)	(dB)	(m)		(°)	(m)		(dBuV)	(dB)	(dB)	(dB)
AV	4.924G	40.02	54.00	-13.98	3.14	3	Horizontal	44	1.07	-	36.88	31.25	6.33	34.44
AV	7.3867G	36.17	54.00	-17.83	9.41	3	Horizontal	360	2.52	-	26.76	36.13	8.11	34.83
PK	4.92402G	46.60	74.00	-27.40	3.14	3	Horizontal	44	1.07	-	43.46	31.25	6.33	34.44
PK	7.38188G	49.44	74.00	-24.56	9.43	3	Horizontal	360	2.52	-	40.01	36.14	8.12	34.83

802.11g_Nss1,(6Mbps)_4TX

2412MHz_TX

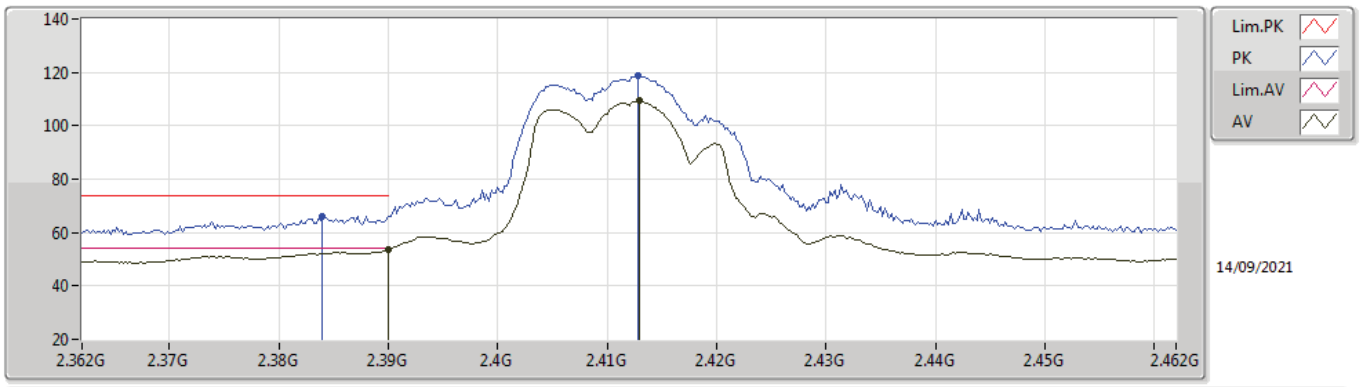

Type	Freq	Level	Limit	Margin	Factor	Dist	Condition	Azimuth	Height	Comment	Raw	AF	CL	PA
	(Hz)	(dBuV/m)	(dBuV/m)	(dB)	(dB)	(m)		(°)	(m)		(dBuV)	(dB)	(dB)	(dB)
AV	2.39G	53.44	54.00	-0.56	32.01	3	Vertical	47	1.50	-	21.43	27.64	4.37	-
AV	2.413G	109.45	Inf	-Inf	32.00	3	Vertical	47	1.50	-	77.45	27.60	4.40	-
PK	2.384G	66.13	74.00	-7.87	32.02	3	Vertical	47	1.50	-	34.11	27.66	4.36	-
PK	2.4128G	118.81	Inf	-Inf	32.00	3	Vertical	47	1.50	-	86.81	27.60	4.40	-

802.11g_Nss1,(6Mbps)_4TX

2412MHz_TX

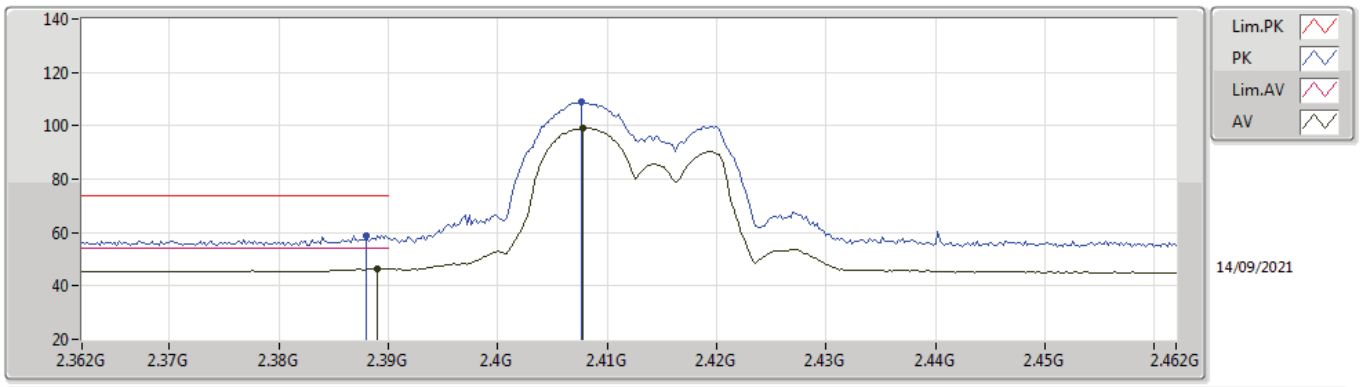

Type	Freq	Level	Limit	Margin	Factor	Dist	Condition	Azimuth	Height	Comment	Raw	AF	CL	PA
	(Hz)	(dBuV/m)	(dBuV/m)	(dB)	(dB)	(m)		(°)	(m)		(dBuV)	(dB)	(dB)	(dB)
AV	2.389G	46.60	54.00	-7.40	32.01	3	Horizontal	203	2.32	-	14.59	27.64	4.37	-
AV	2.4078G	99.11	Inf	-Inf	31.99	3	Horizontal	203	2.32	-	67.12	27.60	4.39	-
PK	2.388G	59.02	74.00	-14.98	32.02	3	Horizontal	203	2.32	-	27.00	27.65	4.37	-
PK	2.4076G	108.84	Inf	-Inf	31.99	3	Horizontal	203	2.32	-	76.85	27.60	4.39	-

802.11g_Nss1,(6Mbps)_4TX

2412MHz_TX

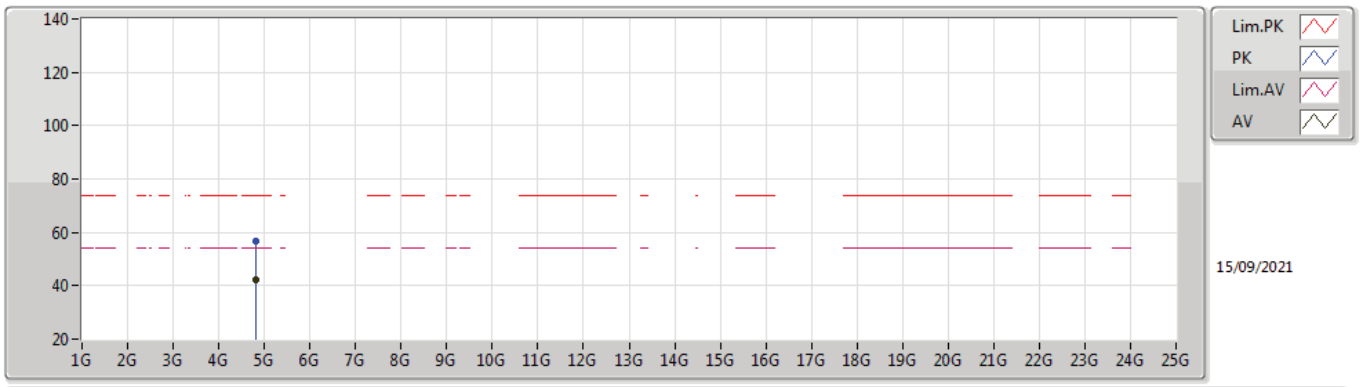

Type	Freq	Level	Limit	Margin	Factor	Dist	Condition	Azimuth	Height	Comment	Raw	AF	CL	PA
	(Hz)	(dBuV/m)	(dBuV/m)	(dB)	(dB)	(m)		(°)	(m)		(dBuV)	(dB)	(dB)	(dB)
PK	4.82562G	56.50	74.00	-17.50	2.98	3	Vertical	187	1.72	-	53.52	31.15	6.28	34.45
AV	4.8267G	42.43	54.00	-11.57	2.98	3	Vertical	187	1.72	-	39.45	31.15	6.28	34.45

802.11g_Nss1,(6Mbps)_4TX

2412MHz_TX

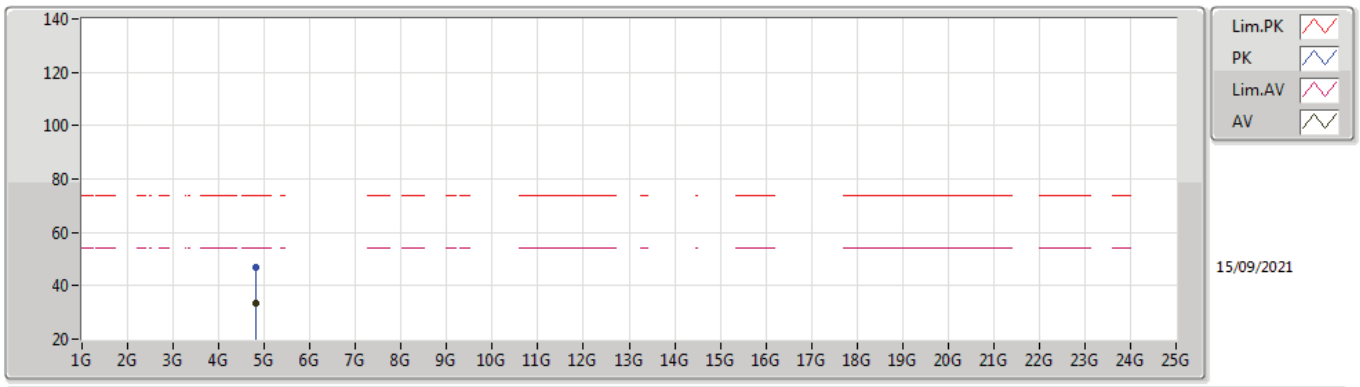

Type	Freq	Level	Limit	Margin	Factor	Dist	Condition	Azimuth	Height	Comment	Raw	AF	CL	PA
	(Hz)	(dBuV/m)	(dBuV/m)	(dB)	(dB)	(m)		(°)	(m)		(dBuV)	(dB)	(dB)	(dB)
AV	4.8258G	33.47	54.00	-20.53	2.98	3	Horizontal	38	1.15	-	30.49	31.15	6.28	34.45
PK	4.82616G	46.69	74.00	-27.31	2.98	3	Horizontal	38	1.15	-	43.71	31.15	6.28	34.45

802.11g_Nss1,(6Mbps)_4TX

2417MHz_TX

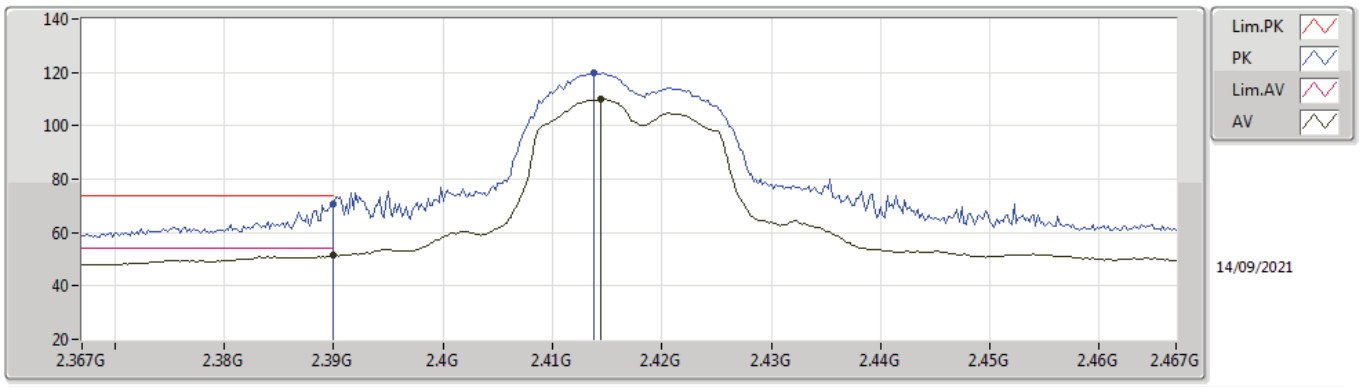

Type	Freq	Level	Limit	Margin	Factor	Dist	Condition	Azimuth	Height	Comment	Raw	AF	CL	PA
	(Hz)	(dBuV/m)	(dBuV/m)	(dB)	(dB)	(m)		(°)	(m)		(dBuV)	(dB)	(dB)	(dB)
AV	2.39G	51.30	54.00	-2.70	32.01	3	Vertical	170	1.46	-	19.29	27.64	4.37	-
AV	2.4144G	110.11	Inf	-Inf	32.00	3	Vertical	170	1.46	-	78.11	27.60	4.40	-
PK	2.39G	70.65	74.00	-3.35	32.01	3	Vertical	170	1.46	-	38.64	27.64	4.37	-
PK	2.4138G	120.00	Inf	-Inf	32.00	3	Vertical	170	1.46	-	88.00	27.60	4.40	-

802.11g_Nss1,(6Mbps)_4TX

2417MHz_TX

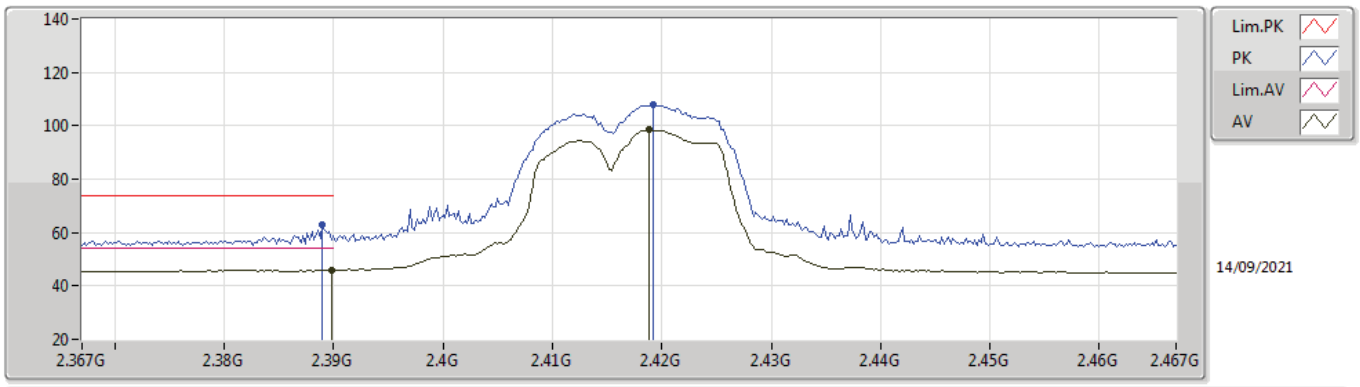

Type	Freq	Level	Limit	Margin	Factor	Dist	Condition	Azimuth	Height	Comment	Raw	AF	CL	PA
	(Hz)	(dBuV/m)	(dBuV/m)	(dB)	(dB)	(m)		(°)	(m)		(dBuV)	(dB)	(dB)	(dB)
AV	2.3898G	45.89	54.00	-8.11	32.01	3	Horizontal	204	2.71	-	13.88	27.64	4.37	-
AV	2.4188G	98.48	Inf	-Inf	32.01	3	Horizontal	204	2.71	-	66.47	27.60	4.41	-
PK	2.389G	62.97	74.00	-11.03	32.01	3	Horizontal	204	2.71	-	30.96	27.64	4.37	-
PK	2.4192G	107.96	Inf	-Inf	32.01	3	Horizontal	204	2.71	-	75.95	27.60	4.41	-

802.11g_Nss1,(6Mbps)_4TX

2437MHz_TX

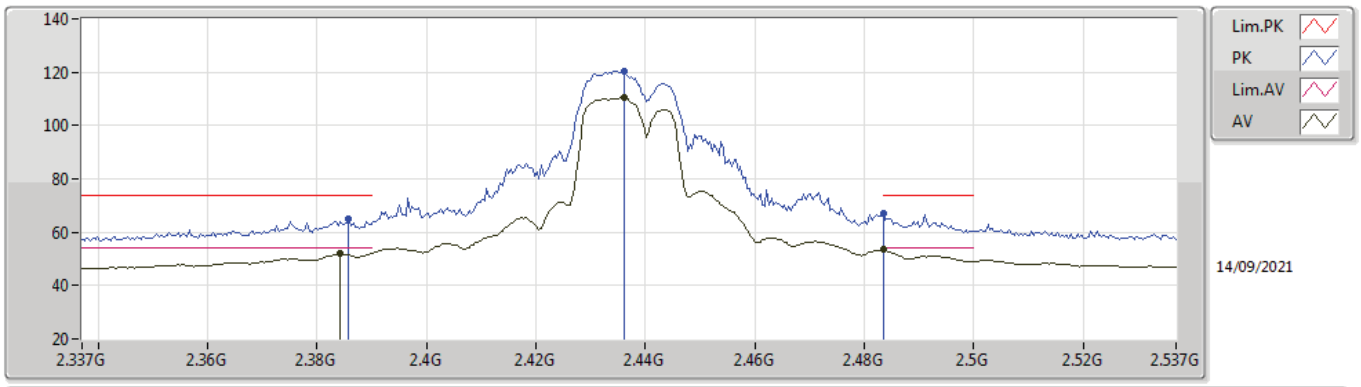

Type	Freq	Level	Limit	Margin	Factor	Dist	Condition	Azimuth	Height	Comment	Raw	AF	CL	PA
	(Hz)	(dBuV/m)	(dBuV/m)	(dB)	(dB)	(m)		(°)	(m)		(dBuV)	(dB)	(dB)	(dB)
AV	2.3842G	52.10	54.00	-1.90	32.02	3	Vertical	46	1.70	-	20.08	27.66	4.36	-
AV	2.4362G	110.57	Inf	-Inf	32.03	3	Vertical	46	1.70	-	78.54	27.60	4.43	-
AV	2.4835G	53.49	54.00	-0.51	32.17	3	Vertical	46	1.70	-	21.32	27.67	4.50	-
PK	2.3858G	65.14	74.00	-8.86	32.03	3	Vertical	46	1.70	-	33.11	27.66	4.37	-
PK	2.4362G	120.32	Inf	-Inf	32.03	3	Vertical	46	1.70	-	88.29	27.60	4.43	-
PK	2.4835G	67.22	74.00	-6.78	32.17	3	Vertical	46	1.70	-	35.05	27.67	4.50	-

802.11g_Nss1,(6Mbps)_4TX

2437MHz_TX

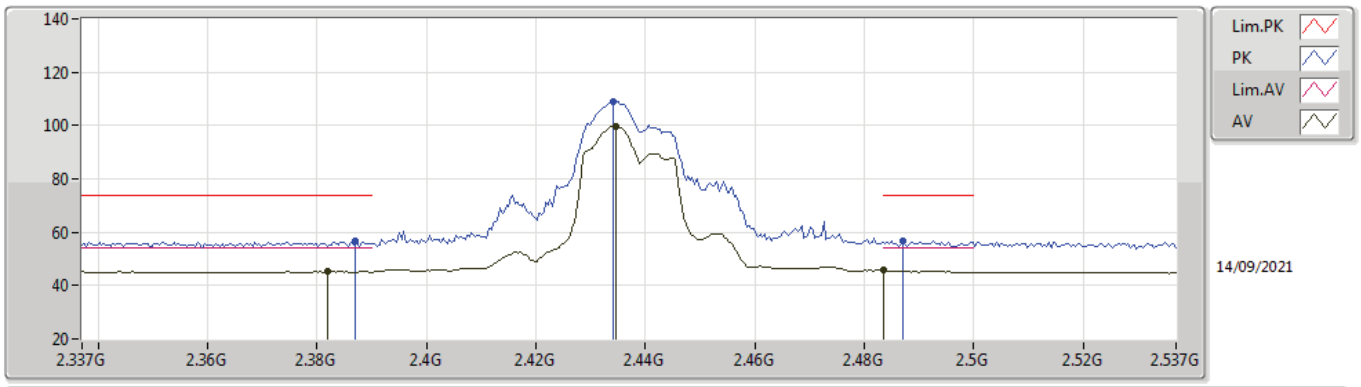

Type	Freq	Level	Limit	Margin	Factor	Dist	Condition	Azimuth	Height	Comment	Raw	AF	CL	PA
	(Hz)	(dBuV/m)	(dBuV/m)	(dB)	(dB)	(m)		(°)	(m)		(dBuV)	(dB)	(dB)	(dB)
AV	2.3818G	45.31	54.00	-8.69	32.03	3	Horizontal	197	1.80	-	13.28	27.67	4.36	-
AV	2.4346G	99.46	Inf	-Inf	32.03	3	Horizontal	197	1.80	-	67.43	27.60	4.43	-
AV	2.4835G	45.67	54.00	-8.33	32.17	3	Horizontal	197	1.80	-	13.50	27.67	4.50	-
PK	2.387G	56.72	74.00	-17.28	32.02	3	Horizontal	197	1.80	-	24.70	27.65	4.37	-
PK	2.4342G	108.95	Inf	-Inf	32.03	3	Horizontal	197	1.80	-	76.92	27.60	4.43	-
PK	2.487G	56.78	74.00	-17.22	32.18	3	Horizontal	197	1.80	-	24.60	27.67	4.51	-

802.11g_Nss1,(6Mbps)_4TX

2437MHz_TX

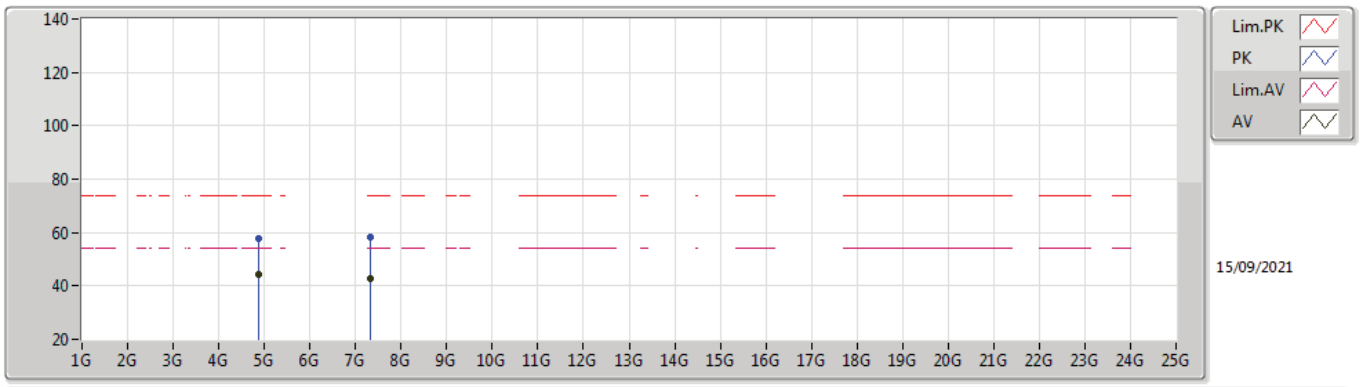

Type	Freq	Level	Limit	Margin	Factor	Dist	Condition	Azimuth	Height	Comment	Raw	AF	CL	PA
	(Hz)	(dBuV/m)	(dBuV/m)	(dB)	(dB)	(m)		(°)	(m)		(dBuV)	(dB)	(dB)	(dB)
AV	4.8758G	44.34	54.00	-9.66	3.07	3	Vertical	188	1.56	-	41.27	31.20	6.31	34.44
AV	7.31082G	43.00	54.00	-11.00	9.61	3	Vertical	0	2.74	-	33.39	36.28	8.14	34.81
PK	4.87652G	57.79	74.00	-16.21	3.07	3	Vertical	188	1.56	-	54.72	31.20	6.31	34.44
PK	7.31028G	58.21	74.00	-15.79	9.61	3	Vertical	0	2.74	-	48.60	36.28	8.14	34.81

802.11g_Nss1,(6Mbps)_4TX

2437MHz_TX

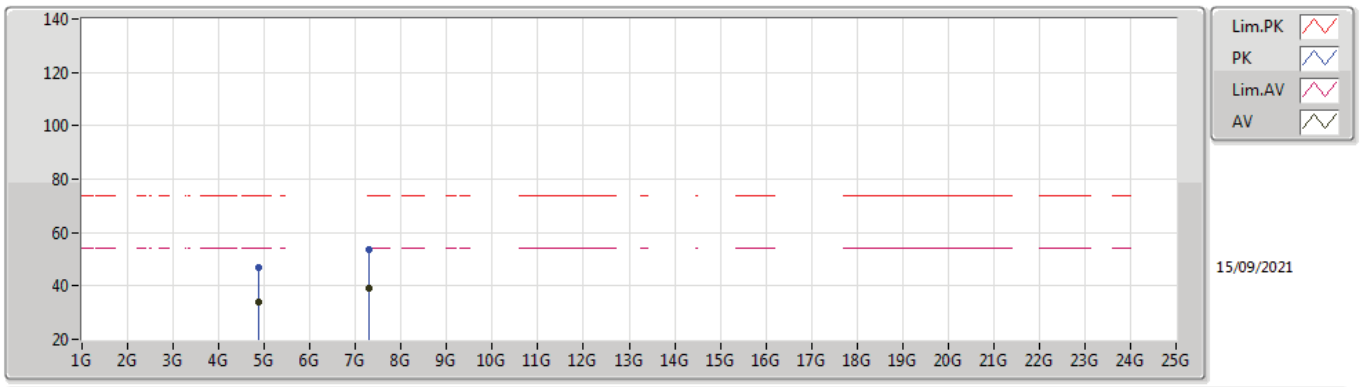

Type	Freq	Level	Limit	Margin	Factor	Dist	Condition	Azimuth	Height	Comment	Raw	AF	CL	PA
	(Hz)	(dBuV/m)	(dBuV/m)	(dB)	(dB)	(m)		(°)	(m)		(dBuV)	(dB)	(dB)	(dB)
AV	4.87718G	34.07	54.00	-19.93	3.07	3	Horizontal	148	1.13	-	31.00	31.20	6.31	34.44
AV	7.30668G	38.92	54.00	-15.08	9.62	3	Horizontal	0	3.00	-	29.30	36.29	8.14	34.81
PK	4.87694G	46.90	74.00	-27.10	3.07	3	Horizontal	148	1.13	-	43.83	31.20	6.31	34.44
PK	7.30752G	53.41	74.00	-20.59	9.61	3	Horizontal	0	3.00	-	43.80	36.28	8.14	34.81

802.11g_Nss1,(6Mbps)_4TX

2457MHz_TX

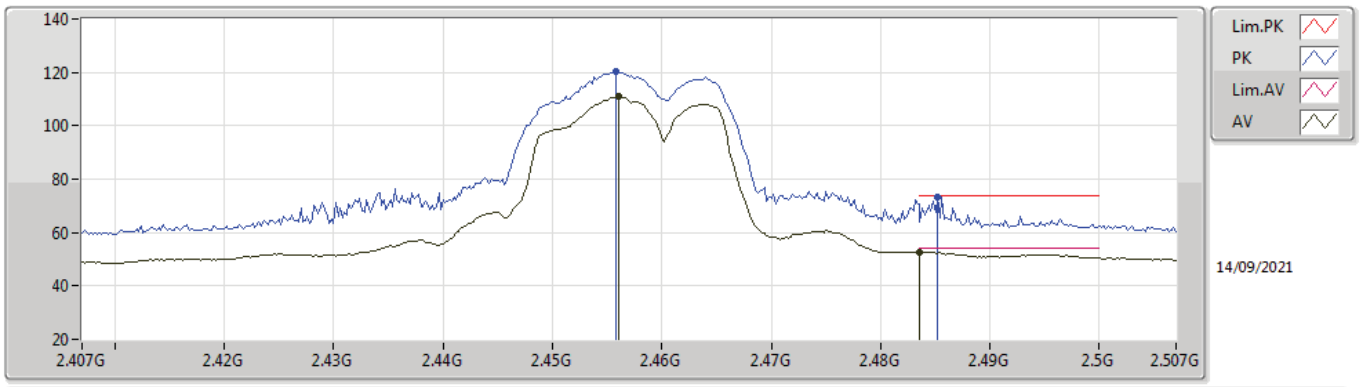

Type	Freq	Level	Limit	Margin	Factor	Dist	Condition	Azimuth	Height	Comment	Raw	AF	CL	PA
	(Hz)	(dBuV/m)	(dBuV/m)	(dB)	(dB)	(m)		(°)	(m)		(dBuV)	(dB)	(dB)	(dB)
AV	2.456G	111.01	Inf	-Inf	32.07	3	Vertical	173	1.36	-	78.94	27.61	4.46	-
AV	2.4835G	52.80	54.00	-1.20	32.17	3	Vertical	173	1.36	-	20.63	27.67	4.50	-
PK	2.4558G	120.15	Inf	-Inf	32.07	3	Vertical	173	1.36	-	88.08	27.61	4.46	-
PK	2.4852G	73.52	74.00	-0.48	32.17	3	Vertical	173	1.36	-	41.35	27.67	4.50	-

802.11g_Nss1,(6Mbps)_4TX

2457MHz_TX

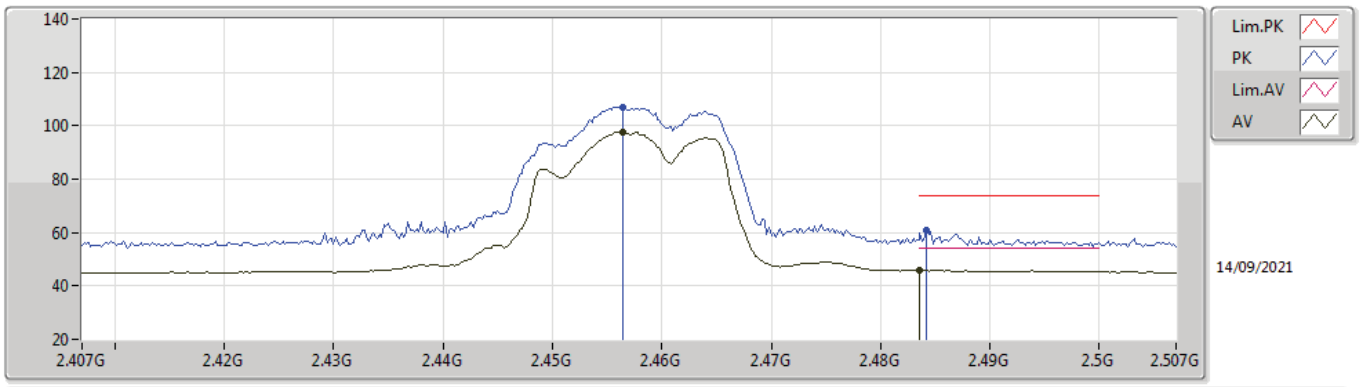

Type	Freq	Level	Limit	Margin	Factor	Dist	Condition	Azimuth	Height	Comment	Raw	AF	CL	PA
	(Hz)	(dBuV/m)	(dBuV/m)	(dB)	(dB)	(m)		(°)	(m)		(dBuV)	(dB)	(dB)	(dB)
AV	2.4564G	97.79	Inf	-Inf	32.07	3	Horizontal	213	1.00	-	65.72	27.61	4.46	-
AV	2.4835G	45.72	54.00	-8.28	32.17	3	Horizontal	213	1.00	-	13.55	27.67	4.50	-
PK	2.4564G	107.05	Inf	-Inf	32.07	3	Horizontal	213	1.00	-	74.98	27.61	4.46	-
PK	2.4842G	61.02	74.00	-12.98	32.17	3	Horizontal	213	1.00	-	28.85	27.67	4.50	-

802.11g_Nss1,(6Mbps)_4TX

2462MHz_TX

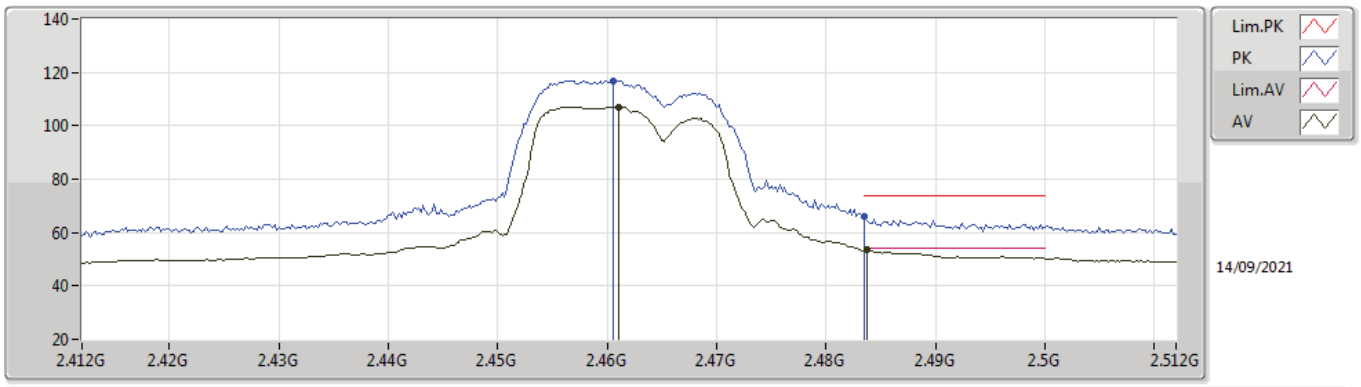

Type	Freq	Level	Limit	Margin	Factor	Dist	Condition	Azimuth	Height	Comment	Raw	AF	CL	PA
	(Hz)	(dBuV/m)	(dBuV/m)	(dB)	(dB)	(m)		(°)	(m)		(dBuV)	(dB)	(dB)	(dB)
AV	2.461G	107.15	Inf	-Inf	32.09	3	Vertical	46	1.43	-	75.06	27.62	4.47	-
AV	2.4838G	53.38	54.00	-0.62	32.17	3	Vertical	46	1.43	-	21.21	27.67	4.50	-
PK	2.4606G	116.92	Inf	-Inf	32.09	3	Vertical	46	1.43	-	84.83	27.62	4.47	-
PK	2.4835G	66.23	74.00	-7.77	32.17	3	Vertical	46	1.43	-	34.06	27.67	4.50	-

802.11g_Nss1,(6Mbps)_4TX

2462MHz_TX

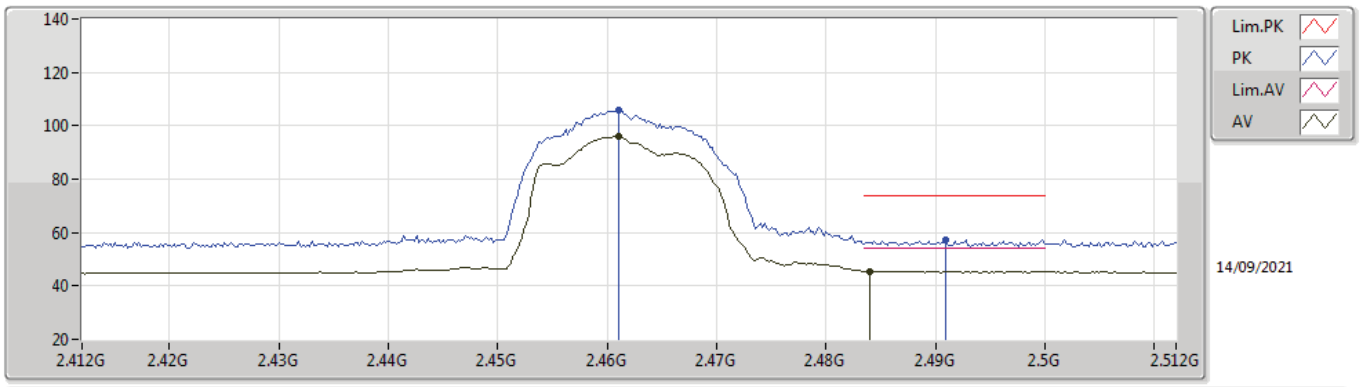

Type	Freq	Level	Limit	Margin	Factor	Dist	Condition	Azimuth	Height	Comment	Raw	AF	CL	PA
	(Hz)	(dBuV/m)	(dBuV/m)	(dB)	(dB)	(m)		(°)	(m)		(dBuV)	(dB)	(dB)	(dB)
AV	2.461G	95.90	Inf	-Inf	32.09	3	Horizontal	195	1.50	-	63.81	27.62	4.47	-
AV	2.484G	45.52	54.00	-8.48	32.17	3	Horizontal	195	1.50	-	13.35	27.67	4.50	-
PK	2.461G	105.62	Inf	-Inf	32.09	3	Horizontal	195	1.50	-	73.53	27.62	4.47	-
PK	2.491G	57.29	74.00	-16.71	32.19	3	Horizontal	195	1.50	-	25.10	27.68	4.51	-

802.11g_Nss1,(6Mbps)_4TX

2462MHz_TX

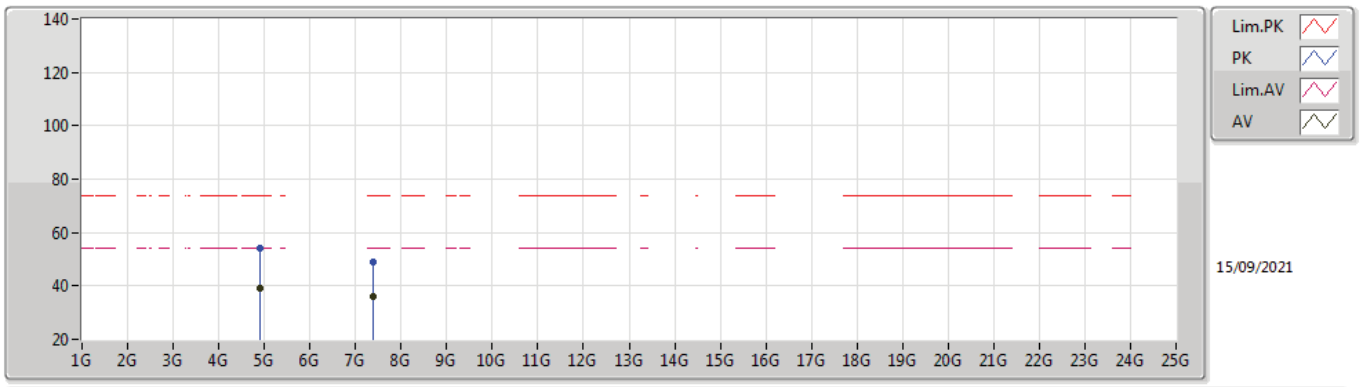

Type	Freq	Level	Limit	Margin	Factor	Dist	Condition	Azimuth	Height	Comment	Raw	AF	CL	PA
	(Hz)	(dBuV/m)	(dBuV/m)	(dB)	(dB)	(m)		(°)	(m)		(dBuV)	(dB)	(dB)	(dB)
AV	4.9192G	39.34	54.00	-14.66	3.13	3	Vertical	22	1.52	-	36.21	31.24	6.33	34.44
AV	7.38618G	35.95	54.00	-18.05	9.41	3	Vertical	191	2.36	-	26.54	36.13	8.11	34.83
PK	4.91794G	53.94	74.00	-20.06	3.13	3	Vertical	22	1.52	-	50.81	31.24	6.33	34.44
PK	7.39404G	49.06	74.00	-24.94	9.38	3	Vertical	191	2.36	-	39.68	36.11	8.11	34.84

802.11g_Nss1,(6Mbps)_4TX

2462MHz_TX

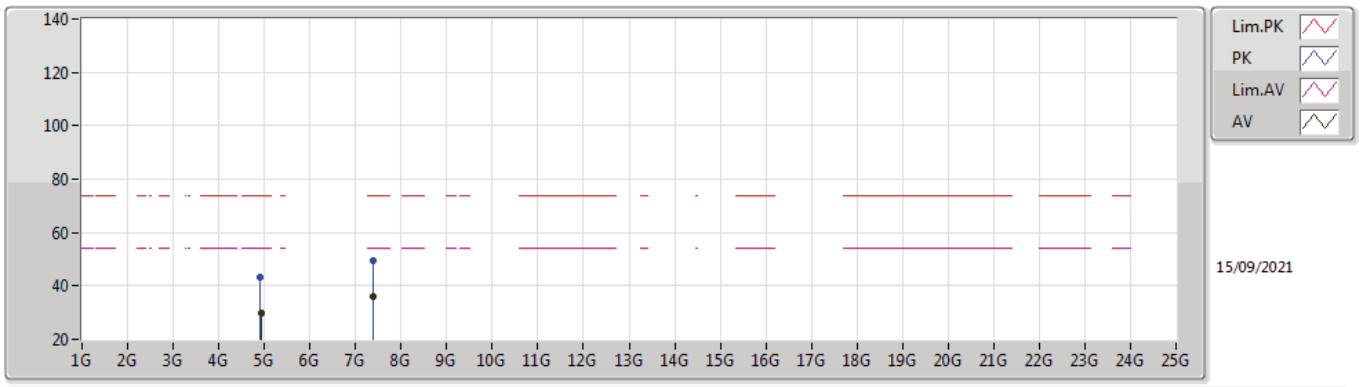

Type	Freq	Level	Limit	Margin	Factor	Dist	Condition	Azimuth	Height	Comment	Raw	AF	CL	PA
	(Hz)	(dBuV/m)	(dBuV/m)	(dB)	(dB)	(m)		(°)	(m)		(dBuV)	(dB)	(dB)	(dB)
AV	4.92604G	30.07	54.00	-23.93	3.15	3	Horizontal	239	1.50	-	26.92	31.25	6.34	34.44
AV	7.3938G	36.12	54.00	-17.88	9.38	3	Horizontal	191	3.00	-	26.74	36.11	8.11	34.84
PK	4.91308G	43.32	74.00	-30.68	3.12	3	Horizontal	239	1.50	-	40.20	31.23	6.33	34.44
PK	7.3941G	49.48	74.00	-24.52	9.38	3	Horizontal	191	3.00	-	40.10	36.11	8.11	34.84

802.11ax HEW20_Nss1,(MCS0)_4TX

2412MHz_TX

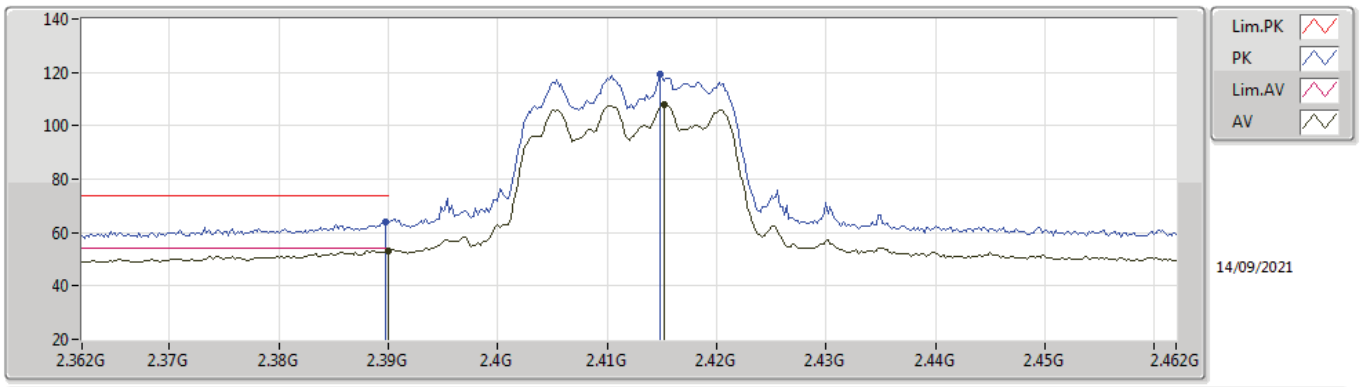

Type	Freq	Level	Limit	Margin	Factor	Dist	Condition	Azimuth	Height	Comment	Raw	AF	CL	PA
	(Hz)	(dBuV/m)	(dBuV/m)	(dB)	(dB)	(m)		(°)	(m)		(dBuV)	(dB)	(dB)	(dB)
AV	2.39G	53.19	54.00	-0.81	32.01	3	Vertical	46	1.45	-	21.18	27.64	4.37	-
AV	2.4152G	107.91	Inf	-Inf	32.00	3	Vertical	46	1.45	-	75.91	27.60	4.40	-
PK	2.3898G	64.05	74.00	-9.95	32.01	3	Vertical	46	1.45	-	32.04	27.64	4.37	-
PK	2.4148G	119.30	Inf	-Inf	32.00	3	Vertical	46	1.45	-	87.30	27.60	4.40	-

802.11ax HEW20_Nss1,(MCS0)_4TX

2412MHz_TX

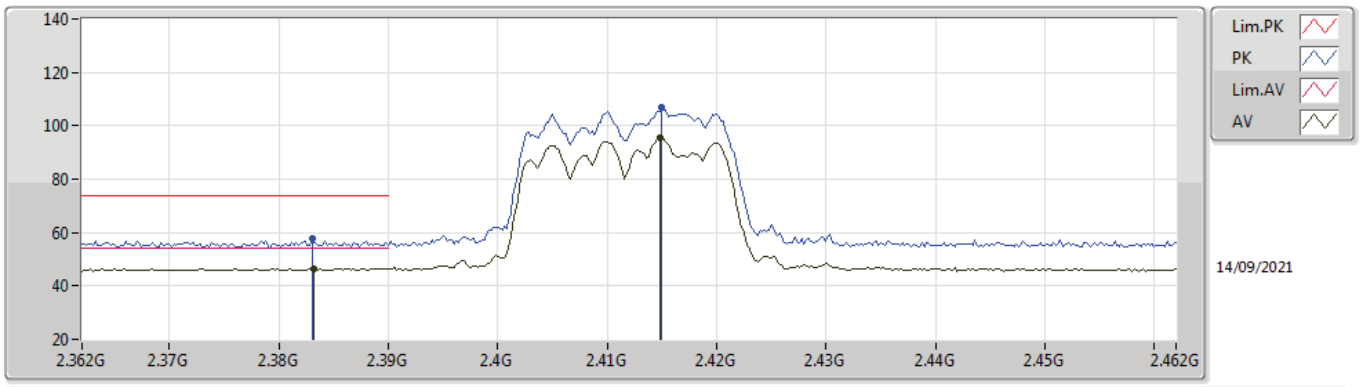

Type	Freq	Level	Limit	Margin	Factor	Dist	Condition	Azimuth	Height	Comment	Raw	AF	CL	PA
	(Hz)	(dBuV/m)	(dBuV/m)	(dB)	(dB)	(m)		(°)	(m)		(dBuV)	(dB)	(dB)	(dB)
AV	2.3832G	46.60	54.00	-7.40	32.03	3	Horizontal	211	1.00	-	14.57	27.67	4.36	-
AV	2.4148G	95.35	Inf	-Inf	32.00	3	Horizontal	211	1.00	-	63.35	27.60	4.40	-
PK	2.383G	57.57	74.00	-16.43	32.03	3	Horizontal	211	1.00	-	25.54	27.67	4.36	-
PK	2.415G	106.81	Inf	-Inf	32.00	3	Horizontal	211	1.00	-	74.81	27.60	4.40	-

802.11ax HEW20_Nss1,(MCS0)_4TX

2412MHz_TX

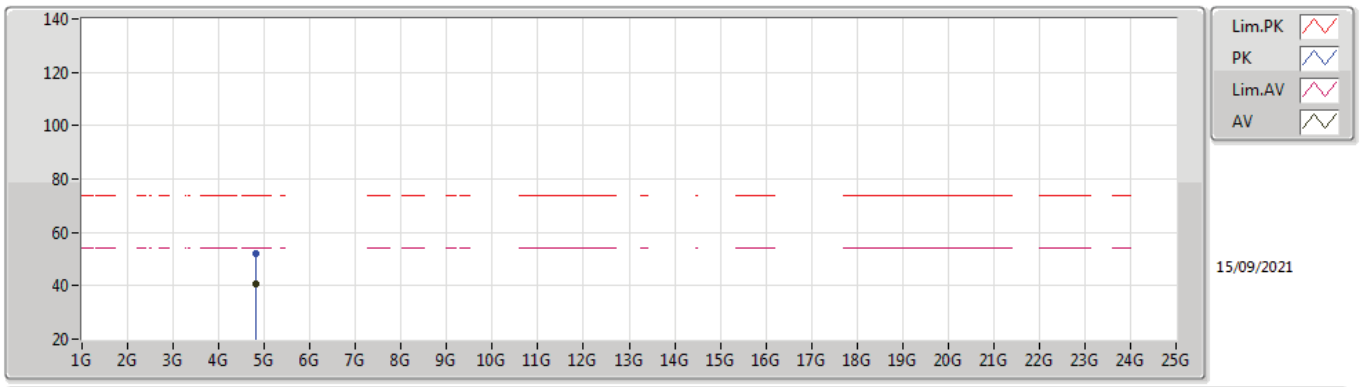

Type	Freq	Level	Limit	Margin	Factor	Dist	Condition	Azimuth	Height	Comment	Raw	AF	CL	PA
	(Hz)	(dBuV/m)	(dBuV/m)	(dB)	(dB)	(m)		(°)	(m)		(dBuV)	(dB)	(dB)	(dB)
AV	4.82466G	40.89	54.00	-13.11	2.97	3	Vertical	182	1.89	-	37.92	31.15	6.27	34.45
PK	4.81962G	51.98	74.00	-22.02	2.96	3	Vertical	182	1.89	-	49.02	31.14	6.27	34.45

802.11ax HEW20_Nss1,(MCS0)_4TX

2412MHz_TX

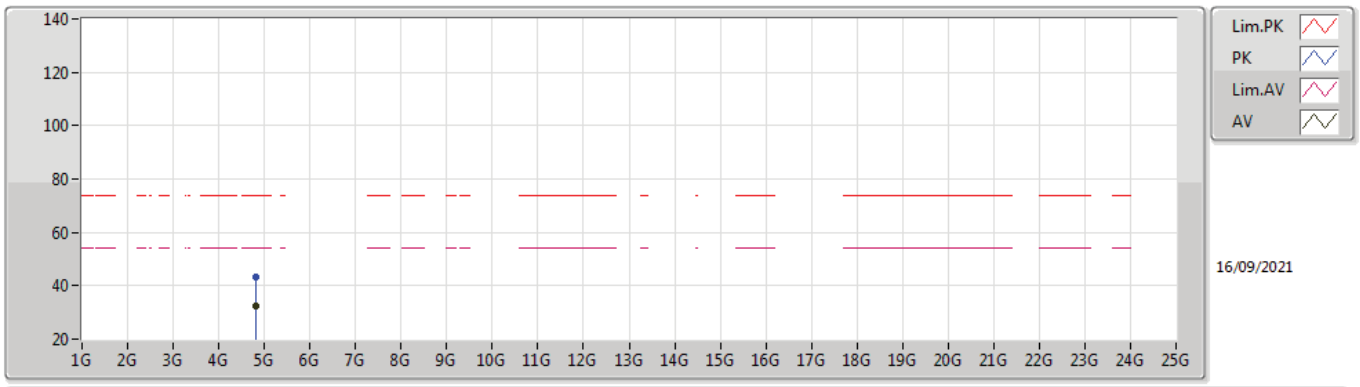

Type	Freq	Level	Limit	Margin	Factor	Dist	Condition	Azimuth	Height	Comment	Raw	AF	CL	PA
	(Hz)	(dBuV/m)	(dBuV/m)	(dB)	(dB)	(m)		(°)	(m)		(dBuV)	(dB)	(dB)	(dB)
AV	4.82124G	32.35	54.00	-21.65	2.96	3	Horizontal	148	1.47	-	29.39	31.14	6.27	34.45
PK	4.82238G	43.16	74.00	-30.84	2.96	3	Horizontal	148	1.47	-	40.20	31.14	6.27	34.45

802.11ax HEW20_Nss1,(MCS0)_4TX

2417MHz_TX

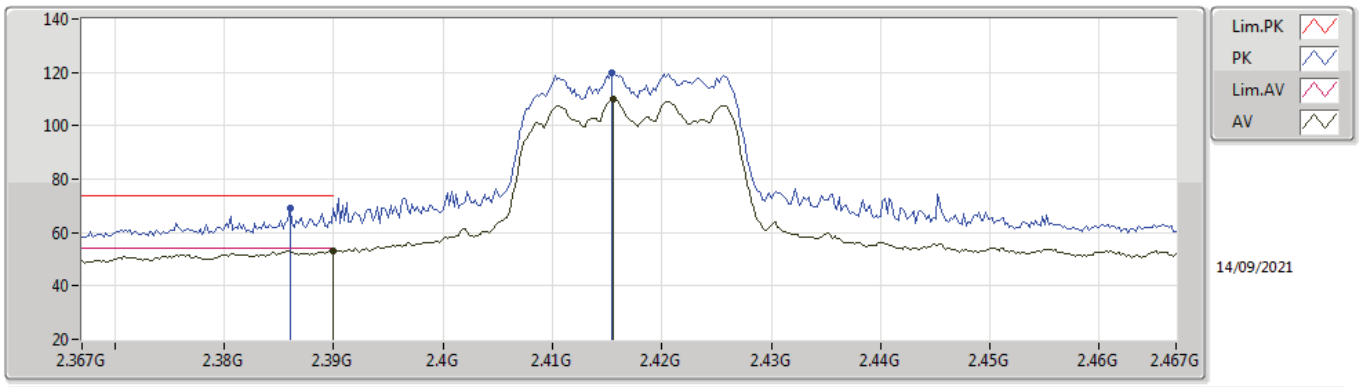

Type	Freq	Level	Limit	Margin	Factor	Dist	Condition	Azimuth	Height	Comment	Raw	AF	CL	PA
	(Hz)	(dBuV/m)	(dBuV/m)	(dB)	(dB)	(m)		(°)	(m)		(dBuV)	(dB)	(dB)	(dB)
AV	2.39G	53.18	54.00	-0.82	32.01	3	Vertical	170	1.50	-	21.17	27.64	4.37	-
AV	2.4156G	110.05	Inf	-Inf	32.00	3	Vertical	170	1.50	-	78.05	27.60	4.40	-
PK	2.386G	69.32	74.00	-4.68	32.03	3	Vertical	170	1.50	-	37.29	27.66	4.37	-
PK	2.4154G	120.03	Inf	-Inf	32.00	3	Vertical	170	1.50	-	88.03	27.60	4.40	-

802.11ax HEW20_Nss1,(MCS0)_4TX

2417MHz_TX

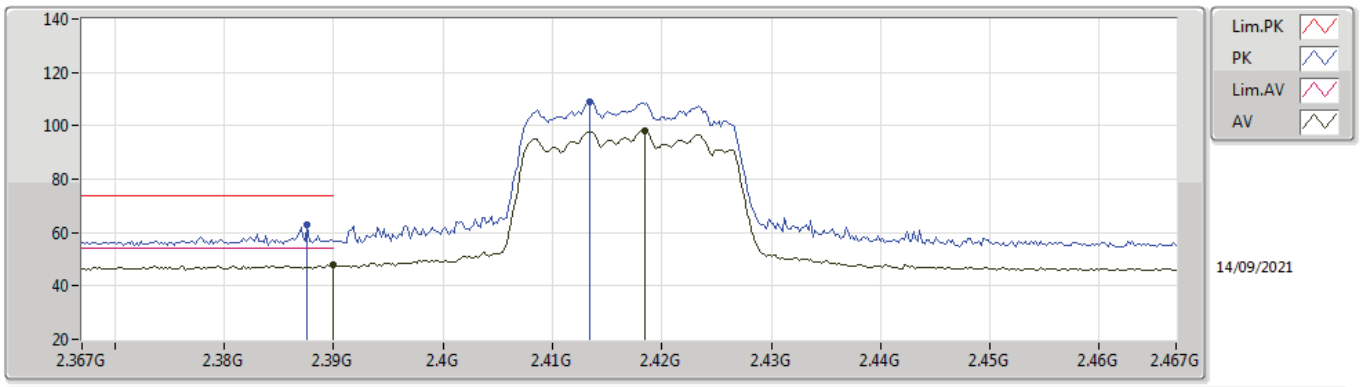

Type	Freq	Level	Limit	Margin	Factor	Dist	Condition	Azimuth	Height	Comment	Raw	AF	CL	PA
	(Hz)	(dBuV/m)	(dBuV/m)	(dB)	(dB)	(m)		(°)	(m)		(dBuV)	(dB)	(dB)	(dB)
AV	2.39G	48.05	54.00	-5.95	32.01	3	Horizontal	204	2.79	-	16.04	27.64	4.37	-
AV	2.4184G	98.23	Inf	-Inf	32.01	3	Horizontal	204	2.79	-	66.22	27.60	4.41	-
PK	2.3876G	63.02	74.00	-10.98	32.02	3	Horizontal	204	2.79	-	31.00	27.65	4.37	-
PK	2.4134G	108.73	Inf	-Inf	32.00	3	Horizontal	204	2.79	-	76.73	27.60	4.40	-

802.11ax HEW20_Nss1,(MCS0)_4TX

2437MHz_TX

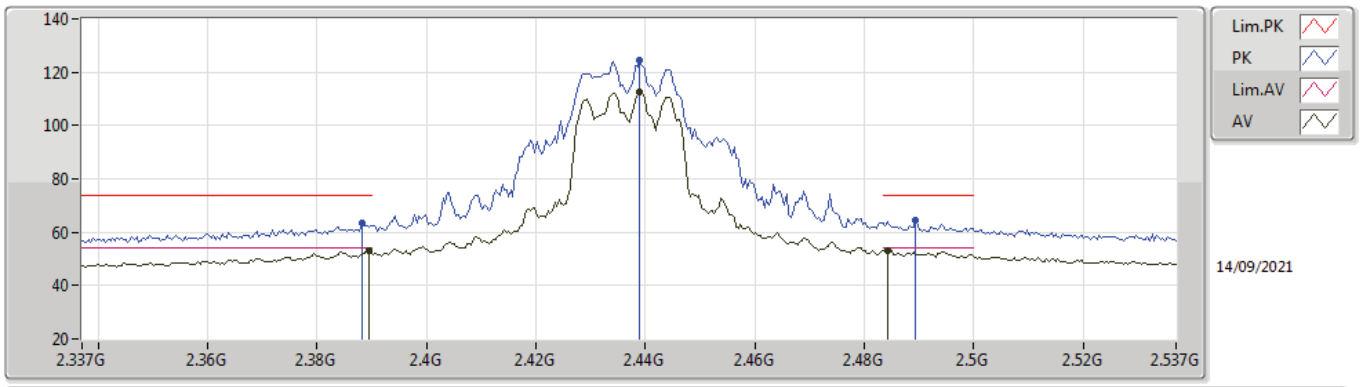

Type	Freq	Level	Limit	Margin	Factor	Dist	Condition	Azimuth	Height	Comment	Raw	AF	CL	PA
	(Hz)	(dBuV/m)	(dBuV/m)	(dB)	(dB)	(m)		(°)	(m)		(dBuV)	(dB)	(dB)	(dB)
AV	2.3894G	53.33	54.00	-0.67	32.01	3	Vertical	186	1.48	-	21.32	27.64	4.37	-
AV	2.439G	112.42	Inf	-Inf	32.04	3	Vertical	186	1.48	-	80.38	27.60	4.44	-
AV	2.4842G	53.35	54.00	-0.65	32.17	3	Vertical	186	1.48	-	21.18	27.67	4.50	-
PK	2.3882G	63.26	74.00	-10.74	32.02	3	Vertical	186	1.48	-	31.24	27.65	4.37	-
PK	2.439G	124.27	Inf	-Inf	32.04	3	Vertical	186	1.48	-	92.23	27.60	4.44	-
PK	2.4894G	64.39	74.00	-9.61	32.19	3	Vertical	186	1.48	-	32.20	27.68	4.51	-

802.11ax HEW20_Nss1,(MCS0)_4TX

2437MHz_TX

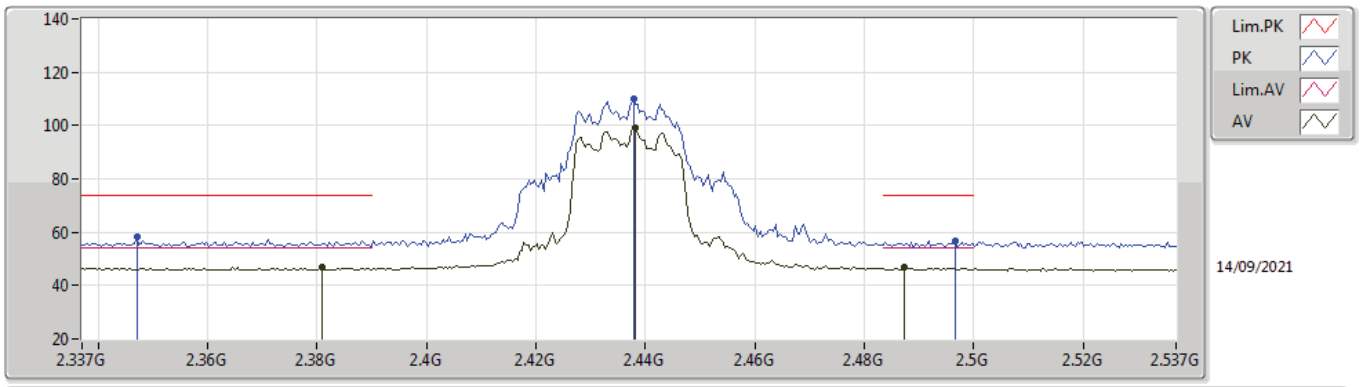

Type	Freq	Level	Limit	Margin	Factor	Dist	Condition	Azimuth	Height	Comment	Raw	AF	CL	PA
	(Hz)	(dBuV/m)	(dBuV/m)	(dB)	(dB)	(m)		(°)	(m)		(dBuV)	(dB)	(dB)	(dB)
AV	2.381G	46.78	54.00	-7.22	32.04	3	Horizontal	199	1.79	-	14.74	27.68	4.36	-
AV	2.4382G	99.15	Inf	-Inf	32.04	3	Horizontal	199	1.79	-	67.11	27.60	4.44	-
AV	2.4874G	46.88	54.00	-7.12	32.18	3	Horizontal	199	1.79	-	14.70	27.67	4.51	-
PK	2.347G	58.29	74.00	-15.71	32.13	3	Horizontal	199	1.79	-	26.16	27.81	4.32	-
PK	2.4378G	109.94	Inf	-Inf	32.03	3	Horizontal	199	1.79	-	77.91	27.60	4.43	-
PK	2.4966G	56.90	74.00	-17.10	32.21	3	Horizontal	199	1.79	-	24.69	27.69	4.52	-

802.11ax HEW20_Nss1,(MCS0)_4TX

2437MHz_TX

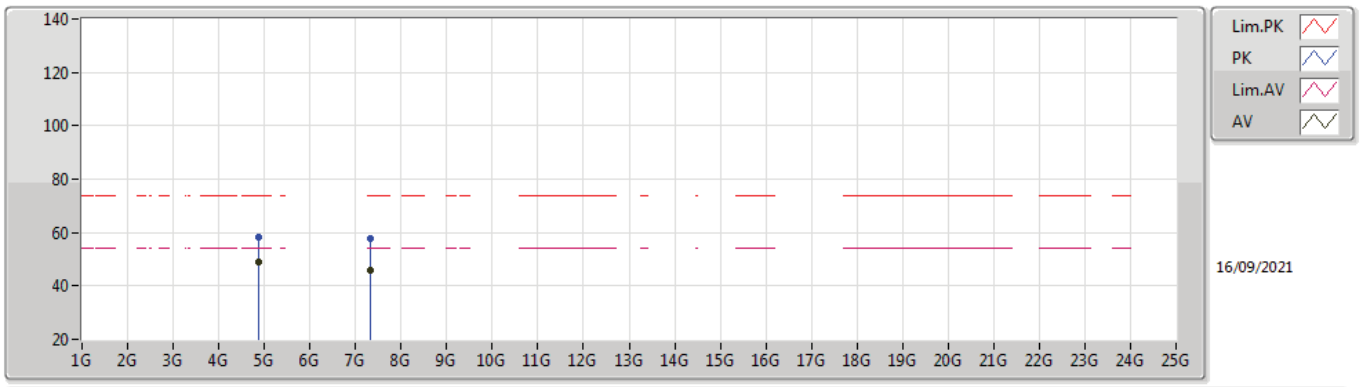

Type	Freq	Level	Limit	Margin	Factor	Dist	Condition	Azimuth	Height	Comment	Raw	AF	CL	PA
	(Hz)	(dBuV/m)	(dBuV/m)	(dB)	(dB)	(m)		(°)	(m)		(dBuV)	(dB)	(dB)	(dB)
AV	4.87508G	48.81	54.00	-5.19	3.07	3	Vertical	178	1.96	-	45.74	31.20	6.31	34.44
AV	7.31316G	45.75	54.00	-8.25	9.60	3	Vertical	0	2.67	-	36.15	36.27	8.14	34.81
PK	4.87526G	58.27	74.00	-15.73	3.07	3	Vertical	178	1.96	-	55.20	31.20	6.31	34.44
PK	7.31304G	57.89	74.00	-16.11	9.60	3	Vertical	0	2.67	-	48.29	36.27	8.14	34.81

802.11ax HEW20_Nss1,(MCS0)_4TX

2437MHz_TX

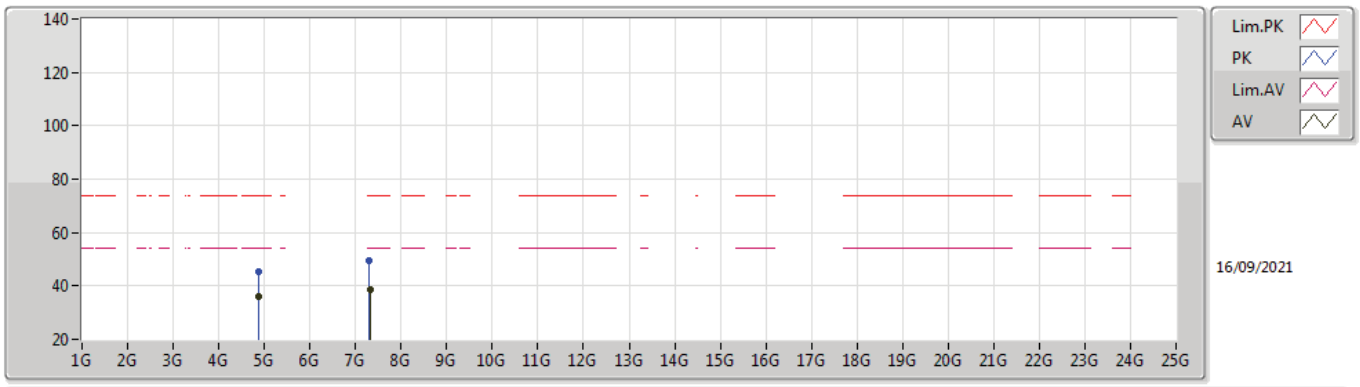

Type	Freq	Level	Limit	Margin	Factor	Dist	Condition	Azimuth	Height	Comment	Raw	AF	CL	PA
	(Hz)	(dBuV/m)	(dBuV/m)	(dB)	(dB)	(m)		(°)	(m)		(dBuV)	(dB)	(dB)	(dB)
AV	4.87268G	35.87	54.00	-18.13	3.06	3	Horizontal	146	1.48	-	32.81	31.20	6.30	34.44
AV	7.31634G	38.55	54.00	-15.45	9.60	3	Horizontal	222	1.50	-	28.95	36.27	8.14	34.81
PK	4.87796G	45.26	74.00	-28.74	3.07	3	Horizontal	146	1.48	-	42.19	31.20	6.31	34.44
PK	7.30176G	49.36	74.00	-24.64	9.63	3	Horizontal	222	1.50	-	39.73	36.30	8.14	34.81

802.11ax HEW20_Nss1,(MCS0)_4TX

2457MHz_TX

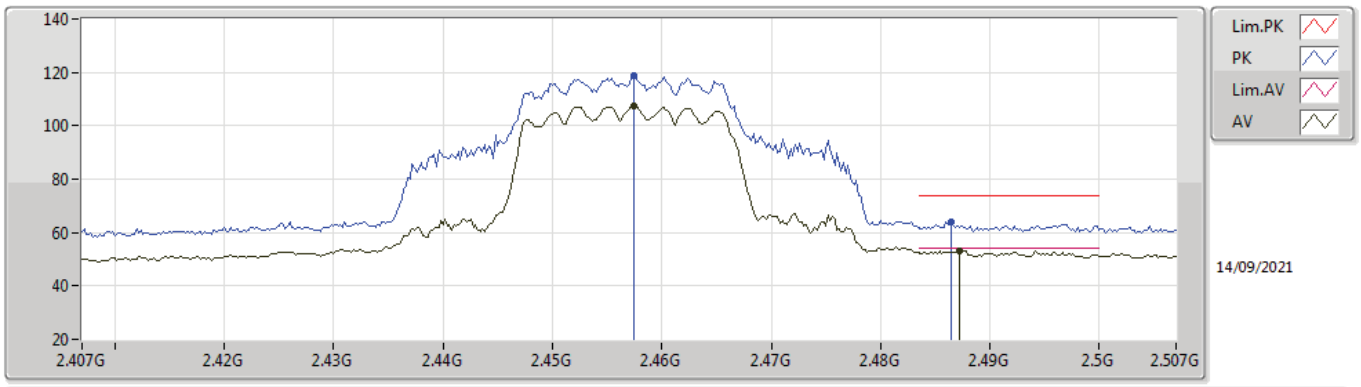

Type	Freq	Level	Limit	Margin	Factor	Dist	Condition	Azimuth	Height	Comment	Raw	AF	CL	PA
	(Hz)	(dBuV/m)	(dBuV/m)	(dB)	(dB)	(m)		(°)	(m)		(dBuV)	(dB)	(dB)	(dB)
AV	2.4574G	107.65	Inf	-Inf	32.07	3	Vertical	169	1.58	-	75.58	27.61	4.46	-
AV	2.4872G	53.35	54.00	-0.65	32.18	3	Vertical	169	1.58	-	21.17	27.67	4.51	-
PK	2.4574G	118.99	Inf	-Inf	32.07	3	Vertical	169	1.58	-	86.92	27.61	4.46	-
PK	2.4864G	63.82	74.00	-10.18	32.18	3	Vertical	169	1.58	-	31.64	27.67	4.51	-

802.11ax HEW20_Nss1,(MCS0)_4TX

2457MHz_TX

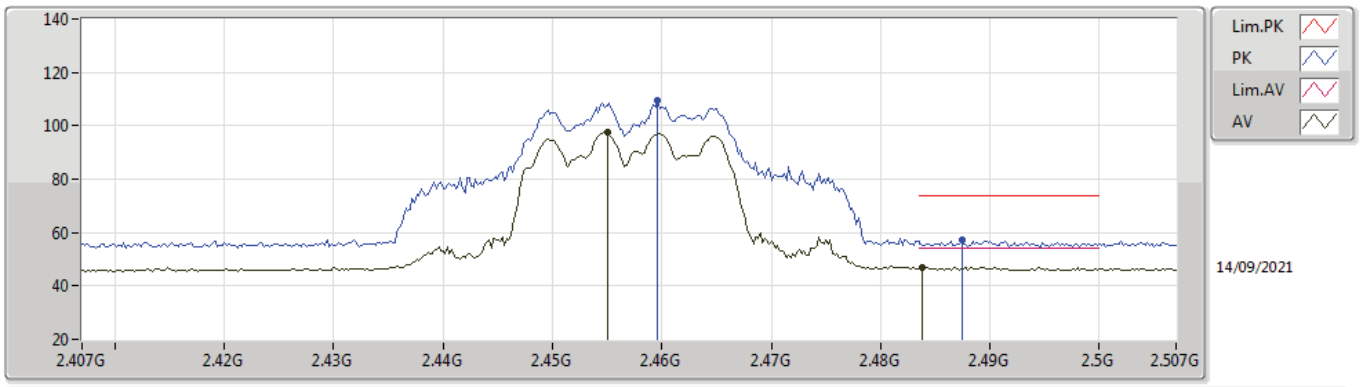

Type	Freq	Level	Limit	Margin	Factor	Dist	Condition	Azimuth	Height	Comment	Raw	AF	CL	PA
	(Hz)	(dBuV/m)	(dBuV/m)	(dB)	(dB)	(m)		(°)	(m)		(dBuV)	(dB)	(dB)	(dB)
AV	2.455G	97.58	Inf	-Inf	32.07	3	Horizontal	213	2.87	-	65.51	27.61	4.46	-
AV	2.4838G	46.93	54.00	-7.07	32.17	3	Horizontal	213	2.87	-	14.76	27.67	4.50	-
PK	2.4596G	109.71	Inf	-Inf	32.09	3	Horizontal	213	2.87	-	77.62	27.62	4.47	-
PK	2.4874G	57.00	74.00	-17.00	32.18	3	Horizontal	213	2.87	-	24.82	27.67	4.51	-

802.11ax HEW20_Nss1,(MCS0)_4TX

2462MHz_TX

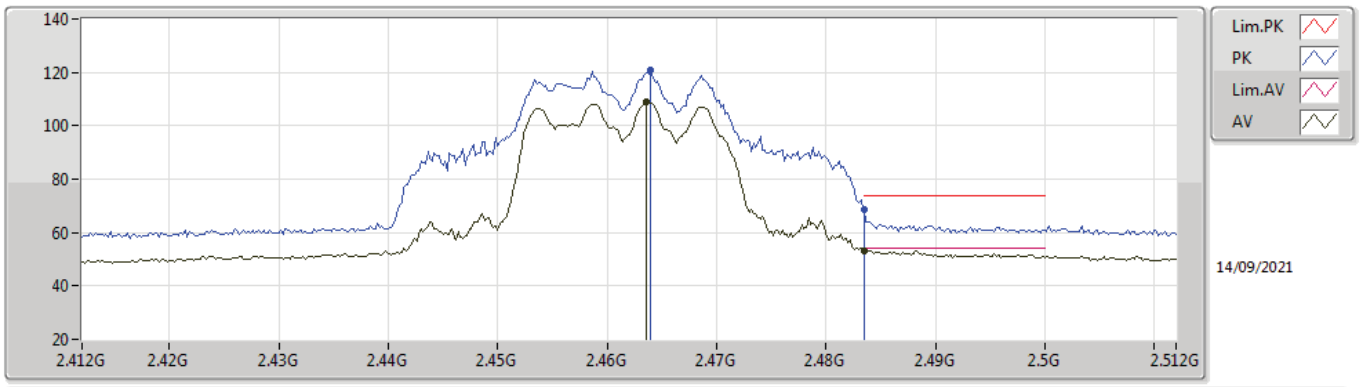

Type	Freq	Level	Limit	Margin	Factor	Dist	Condition	Azimuth	Height	Comment	Raw	AF	CL	PA
	(Hz)	(dBuV/m)	(dBuV/m)	(dB)	(dB)	(m)		(°)	(m)		(dBuV)	(dB)	(dB)	(dB)
AV	2.4636G	108.91	Inf	-Inf	32.10	3	Vertical	170	1.54	-	76.81	27.63	4.47	-
AV	2.4835G	53.32	54.00	-0.68	32.17	3	Vertical	170	1.54	-	21.15	27.67	4.50	-
PK	2.464G	120.74	Inf	-Inf	32.10	3	Vertical	170	1.54	-	88.64	27.63	4.47	-
PK	2.4835G	68.78	74.00	-5.22	32.17	3	Vertical	170	1.54	-	36.61	27.67	4.50	-

802.11ax HEW20_Nss1,(MCS0)_4TX

2462MHz_TX

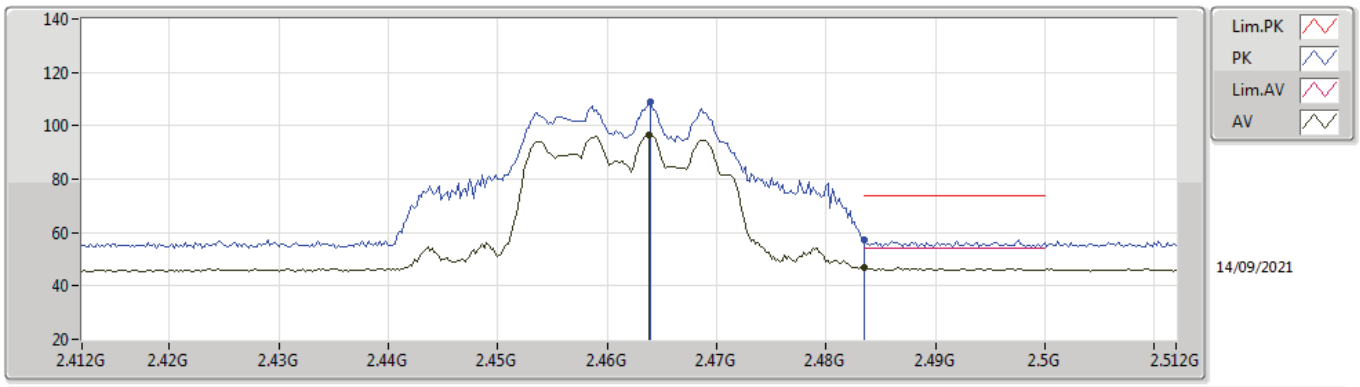

Type	Freq	Level	Limit	Margin	Factor	Dist	Condition	Azimuth	Height	Comment	Raw	AF	CL	PA
	(Hz)	(dBuV/m)	(dBuV/m)	(dB)	(dB)	(m)		(°)	(m)		(dBuV)	(dB)	(dB)	(dB)
AV	2.4638G	96.69	Inf	-Inf	32.10	3	Horizontal	214	1.23	-	64.59	27.63	4.47	-
AV	2.4835G	46.98	54.00	-7.02	32.17	3	Horizontal	214	1.23	-	14.81	27.67	4.50	-
PK	2.464G	108.73	Inf	-Inf	32.10	3	Horizontal	214	1.23	-	76.63	27.63	4.47	-
PK	2.4835G	57.31	74.00	-16.69	32.17	3	Horizontal	214	1.23	-	25.14	27.67	4.50	-

802.11ax HEW20_Nss1,(MCS0)_4TX

2462MHz_TX

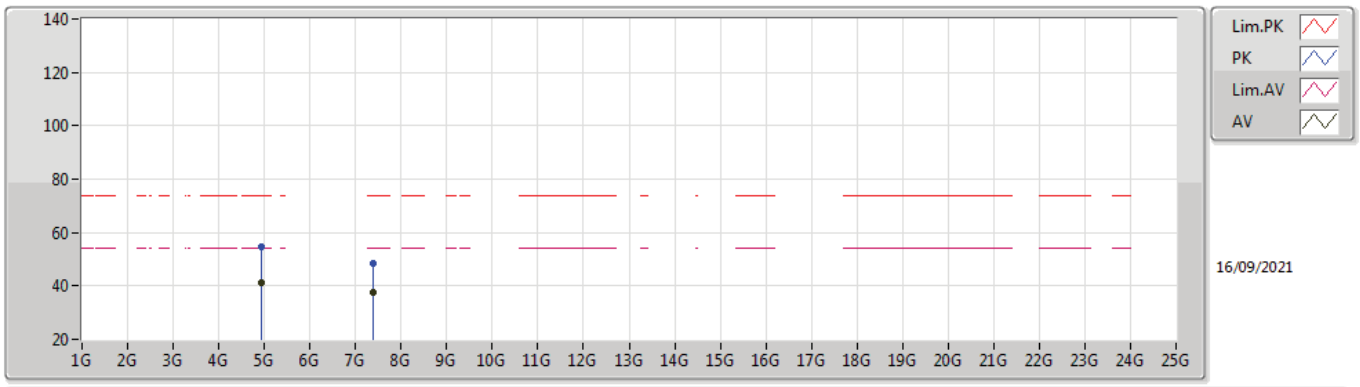

Type	Freq	Level	Limit	Margin	Factor	Dist	Condition	Azimuth	Height	Comment	Raw	AF	CL	PA
	(Hz)	(dBuV/m)	(dBuV/m)	(dB)	(dB)	(m)		(°)	(m)		(dBuV)	(dB)	(dB)	(dB)
AV	4.92508G	41.35	54.00	-12.65	3.15	3	Vertical	9	1.50	-	38.20	31.25	6.34	34.44
AV	7.37868G	37.83	54.00	-16.17	9.43	3	Vertical	104	2.39	-	28.40	36.14	8.12	34.83
PK	4.92514G	54.66	74.00	-19.34	3.15	3	Vertical	9	1.50	-	51.51	31.25	6.34	34.44
PK	7.38426G	48.43	74.00	-25.57	9.42	3	Vertical	104	2.39	-	39.01	36.13	8.12	34.83

802.11ax HEW20_Nss1,(MCS0)_4TX

2462MHz_TX

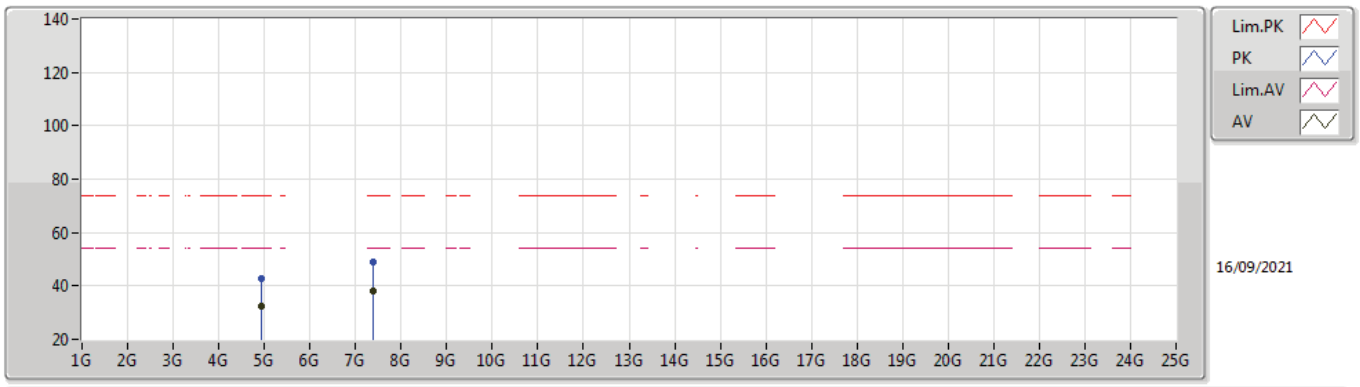

Type	Freq	Level	Limit	Margin	Factor	Dist	Condition	Azimuth	Height	Comment	Raw	AF	CL	PA
	(Hz)	(dBuV/m)	(dBuV/m)	(dB)	(dB)	(m)		(°)	(m)		(dBuV)	(dB)	(dB)	(dB)
AV	4.92754G	32.38	54.00	-21.62	3.16	3	Horizontal	146	2.40	-	29.22	31.26	6.34	34.44
AV	7.392G	37.91	54.00	-16.09	9.39	3	Horizontal	155	1.54	-	28.52	36.12	8.11	34.84
PK	4.92118G	42.63	74.00	-31.37	3.13	3	Horizontal	146	2.40	-	39.50	31.24	6.33	34.44
PK	7.37616G	48.74	74.00	-25.26	9.44	3	Horizontal	155	1.54	-	39.30	36.15	8.12	34.83

802.11ax HEW40_Nss1,(MCS0)_4TX

2422MHz_TX

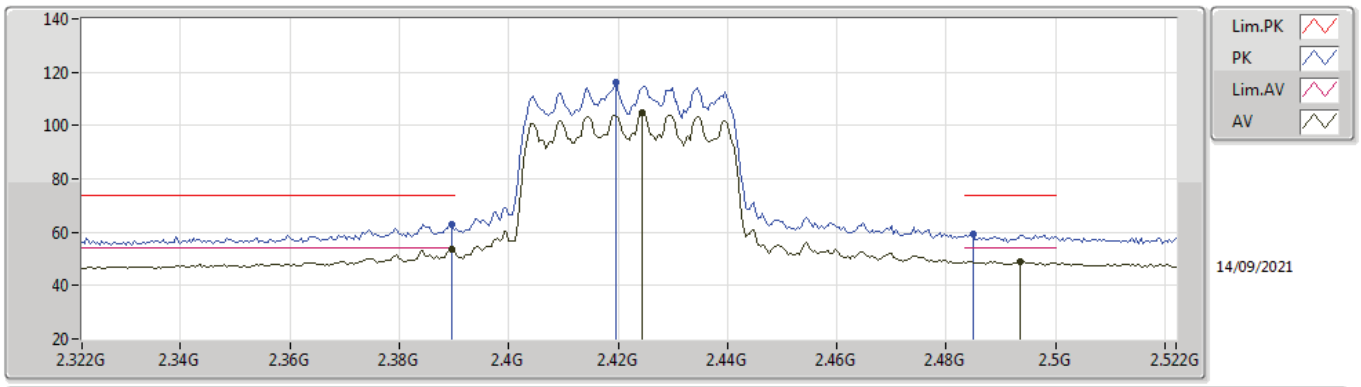

Type	Freq	Level	Limit	Margin	Factor	Dist	Condition	Azimuth	Height	Comment	Raw	AF	CL	PA
	(Hz)	(dBuV/m)	(dBuV/m)	(dB)	(dB)	(m)		(°)	(m)		(dBuV)	(dB)	(dB)	(dB)
AV	2.3896G	53.61	54.00	-0.39	32.01	3	Vertical	338	1.50	-	21.60	27.64	4.37	-
AV	2.4244G	104.98	Inf	-Inf	32.02	3	Vertical	338	1.50	-	72.96	27.60	4.42	-
AV	2.4936G	49.15	54.00	-4.85	32.21	3	Vertical	338	1.50	-	16.94	27.69	4.52	-
PK	2.3896G	63.09	74.00	-10.91	32.01	3	Vertical	338	1.50	-	31.08	27.64	4.37	-
PK	2.4196G	116.34	Inf	-Inf	32.01	3	Vertical	338	1.50	-	84.33	27.60	4.41	-
PK	2.4848G	59.14	74.00	-14.86	32.17	3	Vertical	338	1.50	-	26.97	27.67	4.50	-

802.11ax HEW40_Nss1,(MCS0)_4TX

2422MHz_TX

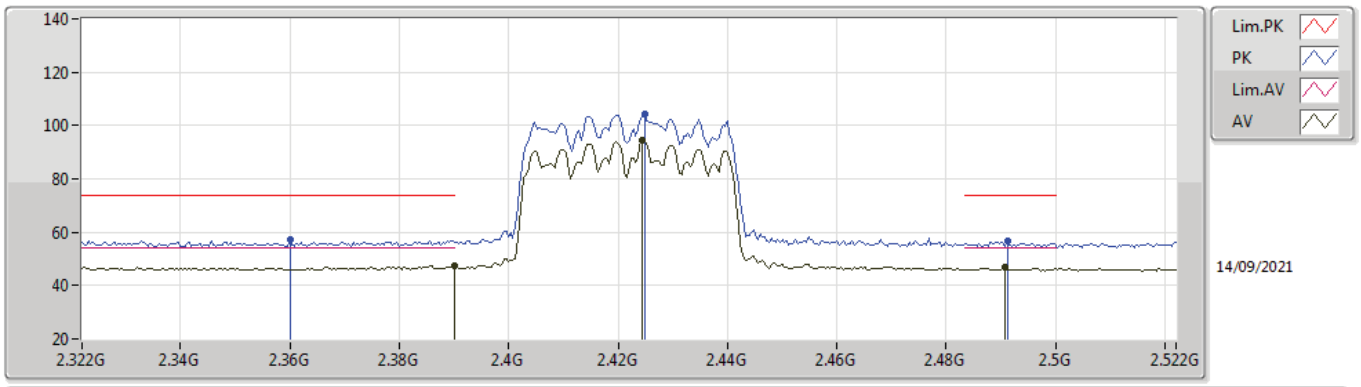

Type	Freq	Level	Limit	Margin	Factor	Dist	Condition	Azimuth	Height	Comment	Raw	AF	CL	PA
	(Hz)	(dBuV/m)	(dBuV/m)	(dB)	(dB)	(m)		(°)	(m)		(dBuV)	(dB)	(dB)	(dB)
AV	2.39G	47.66	54.00	-6.34	32.01	3	Horizontal	225	3.00	-	15.65	27.64	4.37	-
AV	2.4244G	94.27	Inf	-Inf	32.02	3	Horizontal	225	3.00	-	62.25	27.60	4.42	-
AV	2.4908G	46.71	54.00	-7.29	32.19	3	Horizontal	225	3.00	-	14.52	27.68	4.51	-
PK	2.36G	57.10	74.00	-16.90	32.10	3	Horizontal	225	3.00	-	25.00	27.76	4.34	-
PK	2.4248G	104.20	Inf	-Inf	32.02	3	Horizontal	225	3.00	-	72.18	27.60	4.42	-
PK	2.4912G	56.81	74.00	-17.19	32.19	3	Horizontal	225	3.00	-	24.62	27.68	4.51	-

802.11ax HEW40_Nss1,(MCS0)_4TX

2422MHz_TX

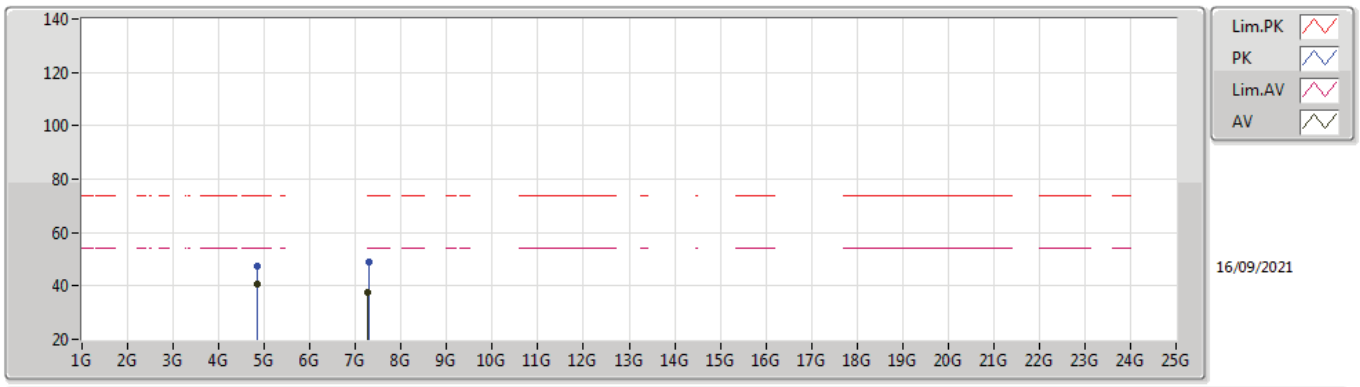

Type	Freq	Level	Limit	Margin	Factor	Dist	Condition	Azimuth	Height	Comment	Raw	AF	CL	PA
	(Hz)	(dBuV/m)	(dBuV/m)	(dB)	(dB)	(m)		(°)	(m)		(dBuV)	(dB)	(dB)	(dB)
AV	4.8438G	40.75	54.00	-13.25	3.03	3	Vertical	148	1.01	-	37.72	31.19	6.29	34.45
AV	7.2783G	37.80	54.00	-16.20	9.56	3	Vertical	125	1.50	-	28.24	36.21	8.15	34.80
PK	4.8439G	47.59	74.00	-26.41	3.03	3	Vertical	148	1.01	-	44.56	31.19	6.29	34.45
PK	7.281G	48.83	74.00	-25.17	9.57	3	Vertical	125	1.50	-	39.26	36.22	8.15	34.80

802.11ax HEW40_Nss1,(MCS0)_4TX

2422MHz_TX

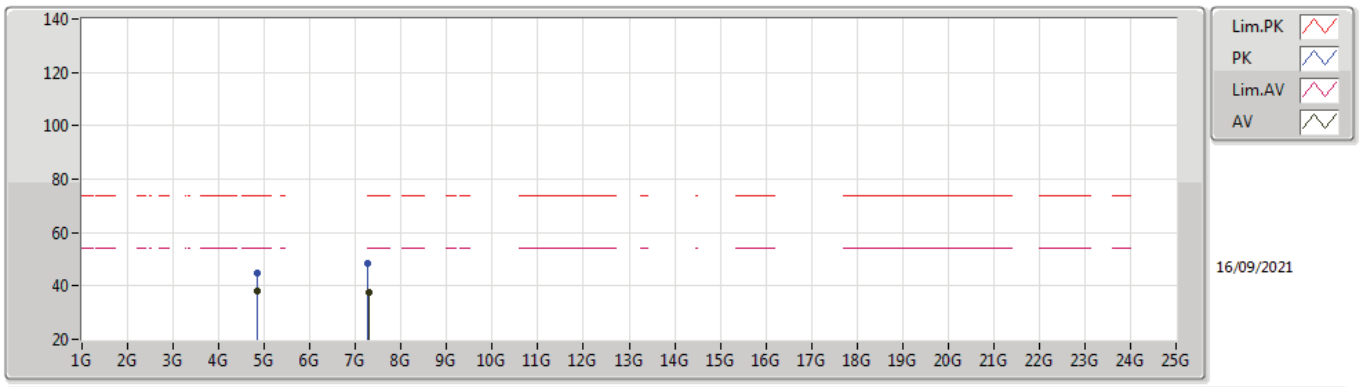

Type	Freq	Level	Limit	Margin	Factor	Dist	Condition	Azimuth	Height	Comment	Raw	AF	CL	PA
	(Hz)	(dBuV/m)	(dBuV/m)	(dB)	(dB)	(m)		(°)	(m)		(dBuV)	(dB)	(dB)	(dB)
AV	4.8438G	37.87	54.00	-16.13	3.03	3	Horizontal	185	1.60	-	34.84	31.19	6.29	34.45
AV	7.2907G	37.84	54.00	-16.16	9.61	3	Horizontal	316	1.12	-	28.23	36.26	8.15	34.80
PK	4.8441G	44.78	74.00	-29.22	3.03	3	Horizontal	185	1.60	-	41.75	31.19	6.29	34.45
PK	7.26884G	48.46	74.00	-25.54	9.54	3	Horizontal	316	1.12	-	38.92	36.18	8.16	34.80

802.11ax HEW40_Nss1,(MCS0)_4TX

2427MHz_TX

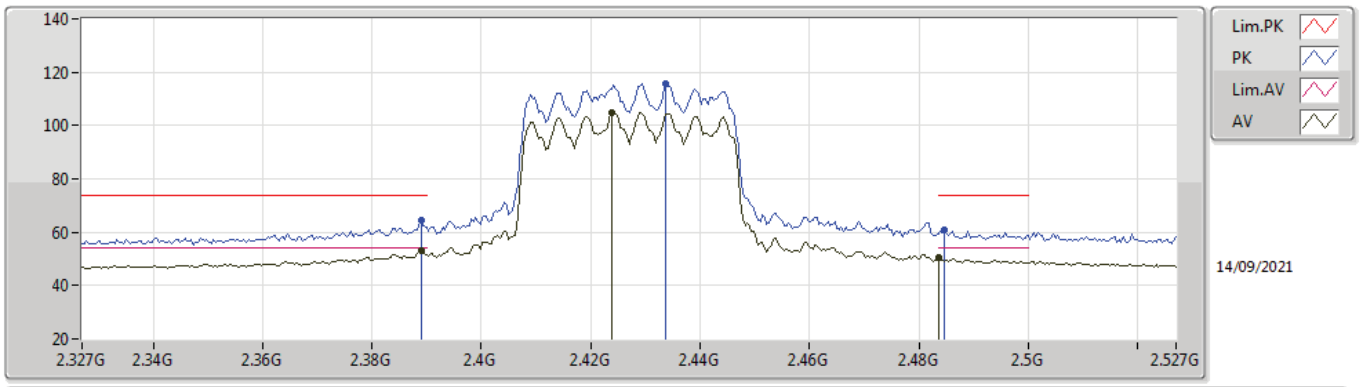

Type	Freq	Level	Limit	Margin	Factor	Dist	Condition	Azimuth	Height	Comment	Raw	AF	CL	PA
	(Hz)	(dBuV/m)	(dBuV/m)	(dB)	(dB)	(m)		(°)	(m)		(dBuV)	(dB)	(dB)	(dB)
AV	2.389G	53.05	54.00	-0.95	32.01	3	Vertical	182	1.49	-	21.04	27.64	4.37	-
AV	2.4238G	104.92	Inf	-Inf	32.01	3	Vertical	182	1.49	-	72.91	27.60	4.41	-
AV	2.4835G	50.32	54.00	-3.68	32.17	3	Vertical	182	1.49	-	18.15	27.67	4.50	-
PK	2.389G	64.35	74.00	-9.65	32.01	3	Vertical	182	1.49	-	32.34	27.64	4.37	-
PK	2.4338G	115.84	Inf	-Inf	32.03	3	Vertical	182	1.49	-	83.81	27.60	4.43	-
PK	2.4846G	60.83	74.00	-13.17	32.17	3	Vertical	182	1.49	-	28.66	27.67	4.50	-

802.11ax HEW40_Nss1,(MCS0)_4TX

2427MHz_TX

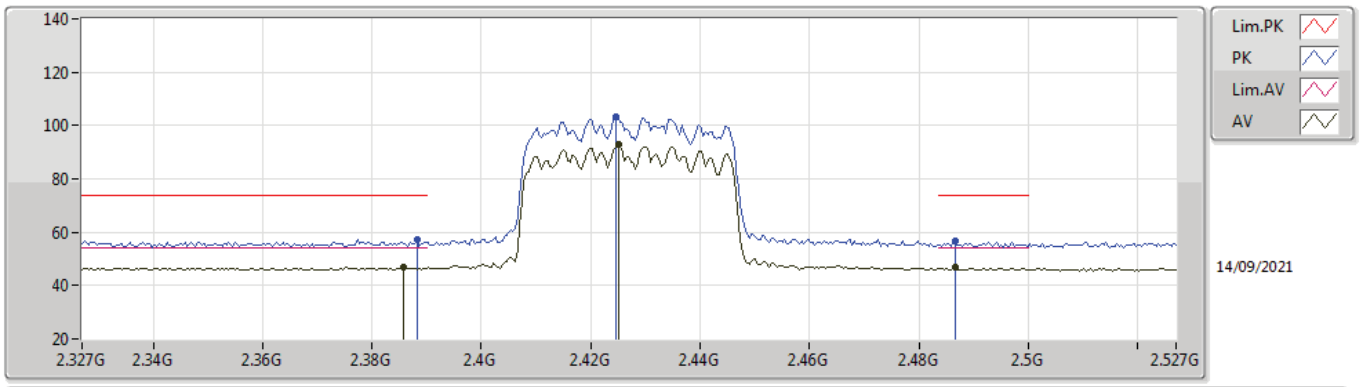

Type	Freq	Level	Limit	Margin	Factor	Dist	Condition	Azimuth	Height	Comment	Raw	AF	CL	PA
	(Hz)	(dBuV/m)	(dBuV/m)	(dB)	(dB)	(m)		(°)	(m)		(dBuV)	(dB)	(dB)	(dB)
AV	2.3858G	46.82	54.00	-7.18	32.03	3	Horizontal	232	3.00	-	14.79	27.66	4.37	-
AV	2.425G	92.83	Inf	-Inf	32.02	3	Horizontal	232	3.00	-	60.81	27.60	4.42	-
AV	2.4866G	46.68	54.00	-7.32	32.18	3	Horizontal	232	3.00	-	14.50	27.67	4.51	-
PK	2.3882G	57.25	74.00	-16.75	32.02	3	Horizontal	232	3.00	-	25.23	27.65	4.37	-
PK	2.4246G	103.04	Inf	-Inf	32.02	3	Horizontal	232	3.00	-	71.02	27.60	4.42	-
PK	2.4866G	56.59	74.00	-17.41	32.18	3	Horizontal	232	3.00	-	24.41	27.67	4.51	-

802.11ax HEW40_Nss1,(MCS0)_4TX

2437MHz_TX

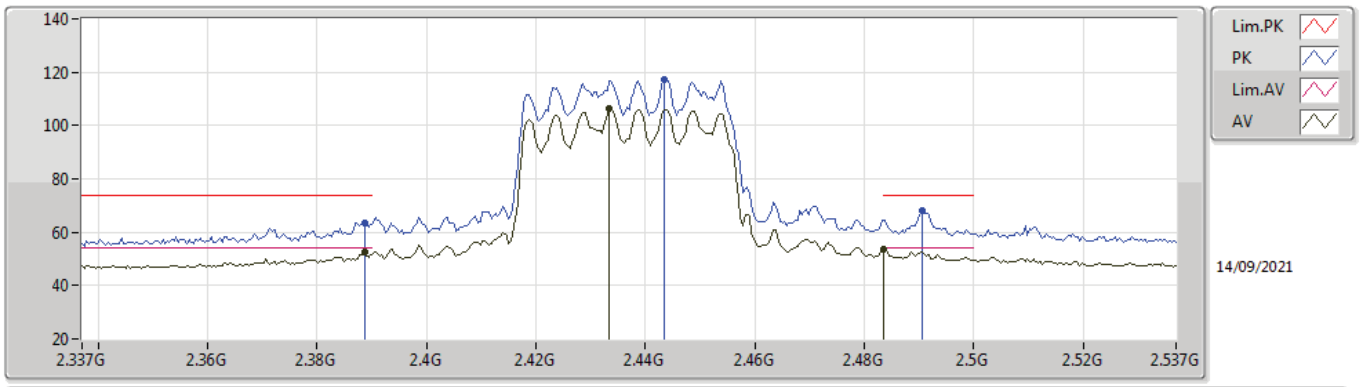

Type	Freq	Level	Limit	Margin	Factor	Dist	Condition	Azimuth	Height	Comment	Raw	AF	CL	PA
	(Hz)	(dBuV/m)	(dBuV/m)	(dB)	(dB)	(m)		(°)	(m)		(dBuV)	(dB)	(dB)	(dB)
AV	2.3886G	52.43	54.00	-1.57	32.02	3	Vertical	174	1.43	-	20.41	27.65	4.37	-
AV	2.4334G	106.45	Inf	-Inf	32.03	3	Vertical	174	1.43	-	74.42	27.60	4.43	-
AV	2.4835G	53.54	54.00	-0.46	32.17	3	Vertical	174	1.43	-	21.37	27.67	4.50	-
PK	2.3886G	63.23	74.00	-10.77	32.02	3	Vertical	174	1.43	-	31.21	27.65	4.37	-
PK	2.4434G	117.02	Inf	-Inf	32.04	3	Vertical	174	1.43	-	84.98	27.60	4.44	-
PK	2.4906G	68.08	74.00	-5.92	32.19	3	Vertical	174	1.43	-	35.89	27.68	4.51	-

802.11ax HEW40_Nss1,(MCS0)_4TX

2437MHz_TX

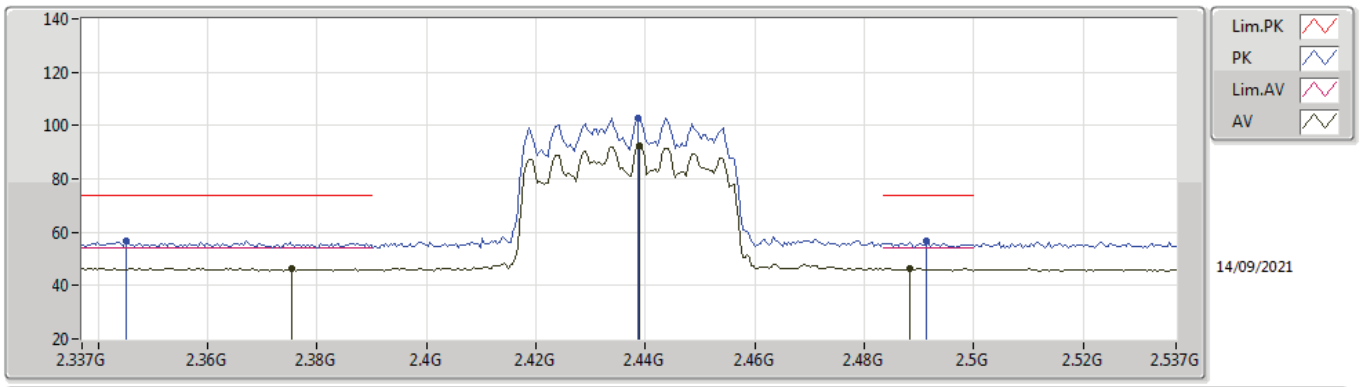

Type	Freq	Level	Limit	Margin	Factor	Dist	Condition	Azimuth	Height	Comment	Raw	AF	CL	PA
	(Hz)	(dBuV/m)	(dBuV/m)	(dB)	(dB)	(m)		(°)	(m)		(dBuV)	(dB)	(dB)	(dB)
AV	2.3754G	46.59	54.00	-7.41	32.05	3	Horizontal	215	1.72	-	14.54	27.70	4.35	-
AV	2.439G	92.39	Inf	-Inf	32.04	3	Horizontal	215	1.72	-	60.35	27.60	4.44	-
AV	2.4882G	46.60	54.00	-7.40	32.19	3	Horizontal	215	1.72	-	14.41	27.68	4.51	-
PK	2.345G	56.66	74.00	-17.34	32.13	3	Horizontal	215	1.72	-	24.53	27.81	4.32	-
PK	2.4386G	102.96	Inf	-Inf	32.04	3	Horizontal	215	1.72	-	70.92	27.60	4.44	-
PK	2.4914G	56.59	74.00	-17.41	32.19	3	Horizontal	215	1.72	-	24.40	27.68	4.51	-

802.11ax HEW40_Nss1,(MCS0)_4TX

2437MHz_TX

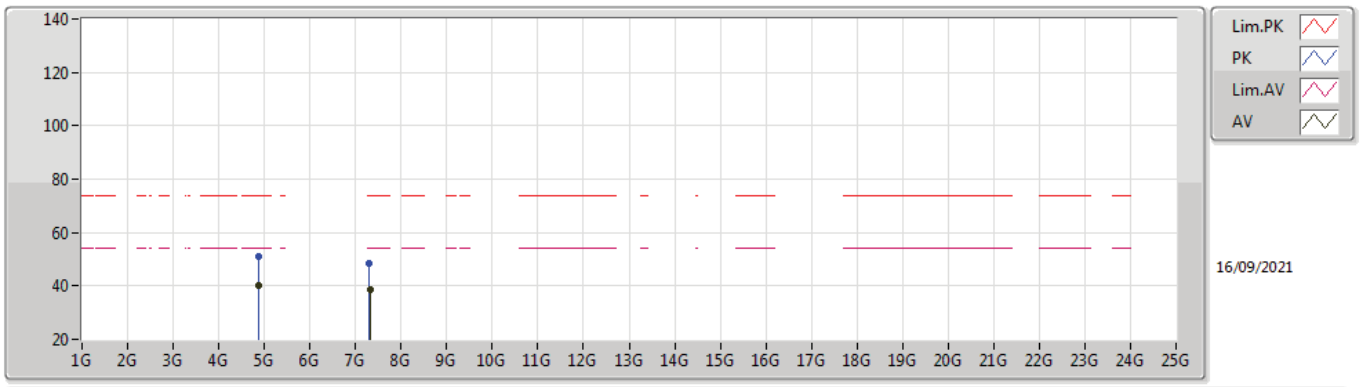

Type	Freq	Level	Limit	Margin	Factor	Dist	Condition	Azimuth	Height	Comment	Raw	AF	CL	PA
	(Hz)	(dBuV/m)	(dBuV/m)	(dB)	(dB)	(m)		(°)	(m)		(dBuV)	(dB)	(dB)	(dB)
AV	4.88G	40.14	54.00	-13.86	3.07	3	Vertical	185	1.94	-	37.07	31.20	6.31	34.44
AV	7.3201G	38.57	54.00	-15.43	9.59	3	Vertical	188	2.90	-	28.98	36.26	8.14	34.81
PK	4.8781G	51.03	74.00	-22.97	3.07	3	Vertical	185	1.94	-	47.96	31.20	6.31	34.44
PK	7.2952G	48.67	74.00	-25.33	9.63	3	Vertical	188	2.90	-	39.04	36.28	8.15	34.80

802.11ax HEW40_Nss1,(MCS0)_4TX

2437MHz_TX

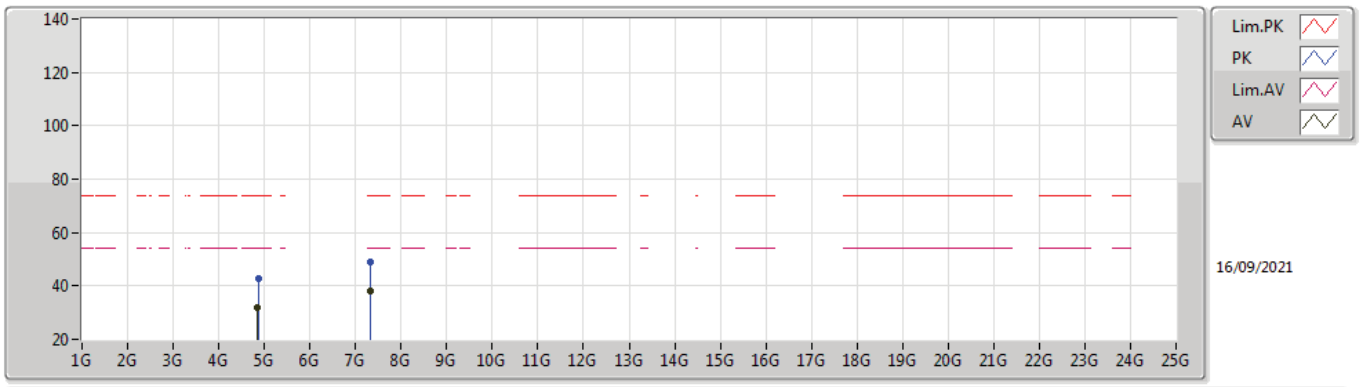

Type	Freq	Level	Limit	Margin	Factor	Dist	Condition	Azimuth	Height	Comment	Raw	AF	CL	PA
	(Hz)	(dBuV/m)	(dBuV/m)	(dB)	(dB)	(m)		(°)	(m)		(dBuV)	(dB)	(dB)	(dB)
AV	4.8523G	32.09	54.00	-21.91	3.05	3	Horizontal	150	1.50	-	29.04	31.20	6.29	34.44
AV	7.3302G	38.08	54.00	-15.92	9.55	3	Horizontal	247	1.47	-	28.53	36.24	8.13	34.82
PK	4.88G	42.69	74.00	-31.31	3.07	3	Horizontal	150	1.50	-	39.62	31.20	6.31	34.44
PK	7.3126G	48.87	74.00	-25.13	9.60	3	Horizontal	247	1.47	-	39.27	36.27	8.14	34.81

802.11ax HEW40_Nss1,(MCS0)_4TX

2447MHz_TX

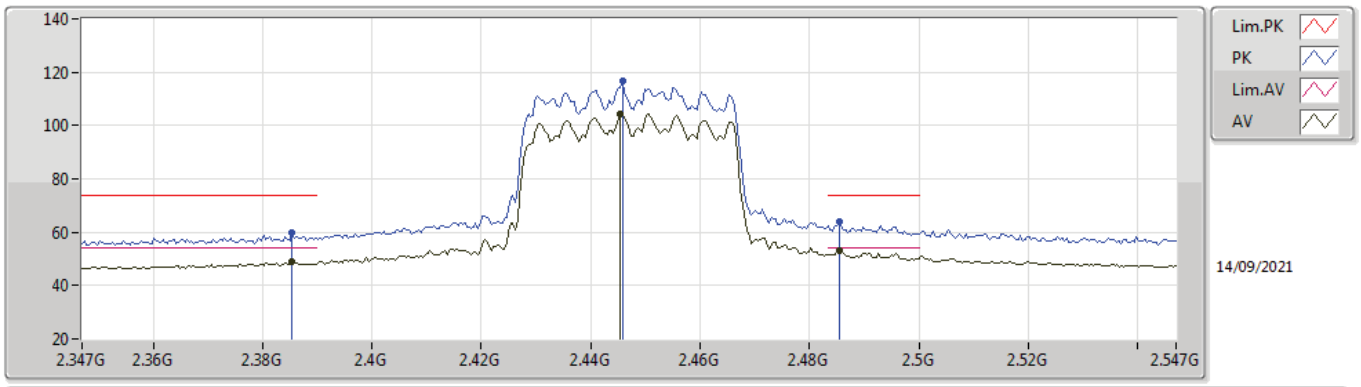

Type	Freq	Level	Limit	Margin	Factor	Dist	Condition	Azimuth	Height	Comment	Raw	AF	CL	PA
	(Hz)	(dBuV/m)	(dBuV/m)	(dB)	(dB)	(m)		(°)	(m)		(dBuV)	(dB)	(dB)	(dB)
AV	2.3854G	49.03	54.00	-4.97	32.02	3	Vertical	171	1.62	-	17.01	27.66	4.36	-
AV	2.4454G	104.52	Inf	-Inf	32.05	3	Vertical	171	1.62	-	72.47	27.60	4.45	-
AV	2.4854G	53.21	54.00	-0.79	32.17	3	Vertical	171	1.62	-	21.04	27.67	4.50	-
PK	2.3854G	59.90	74.00	-14.10	32.02	3	Vertical	171	1.62	-	27.88	27.66	4.36	-
PK	2.4458G	116.49	Inf	-Inf	32.05	3	Vertical	171	1.62	-	84.44	27.60	4.45	-
PK	2.4854G	63.82	74.00	-10.18	32.17	3	Vertical	171	1.62	-	31.65	27.67	4.50	-

802.11ax HEW40_Nss1,(MCS0)_4TX

2447MHz_TX

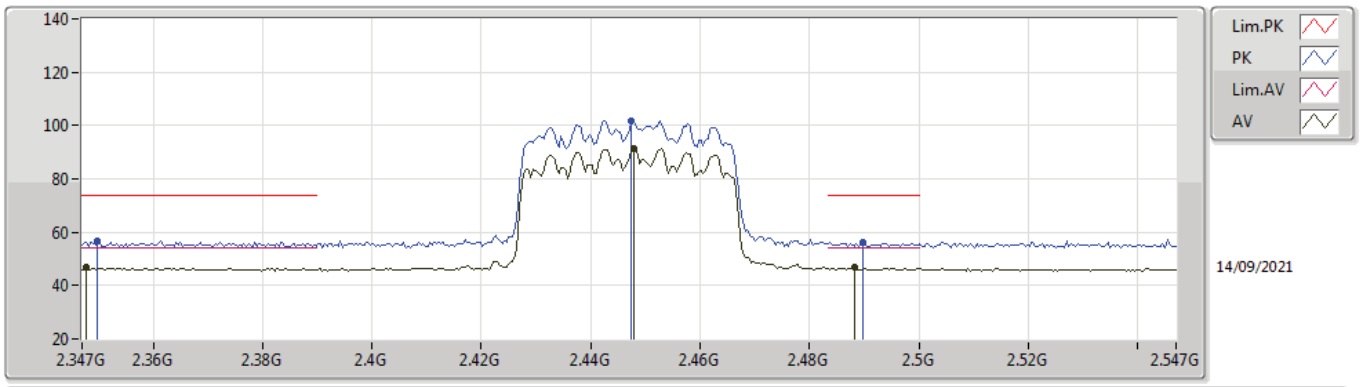

Type	Freq	Level	Limit	Margin	Factor	Dist	Condition	Azimuth	Height	Comment	Raw	AF	CL	PA
	(Hz)	(dBuV/m)	(dBuV/m)	(dB)	(dB)	(m)		(°)	(m)		(dBuV)	(dB)	(dB)	(dB)
AV	2.3478G	46.69	54.00	-7.31	32.13	3	Horizontal	213	2.97	-	14.56	27.80	4.33	-
AV	2.4478G	91.57	Inf	-Inf	32.05	3	Horizontal	213	2.97	-	59.52	27.60	4.45	-
AV	2.4882G	46.76	54.00	-7.24	32.19	3	Horizontal	213	2.97	-	14.57	27.68	4.51	-
PK	2.3498G	56.68	74.00	-17.32	32.13	3	Horizontal	213	2.97	-	24.55	27.80	4.33	-
PK	2.4474G	101.66	Inf	-Inf	32.05	3	Horizontal	213	2.97	-	69.61	27.60	4.45	-
PK	2.4898G	56.18	74.00	-17.82	32.19	3	Horizontal	213	2.97	-	23.99	27.68	4.51	-

802.11ax HEW40_Nss1,(MCS0)_4TX

2452MHz_TX

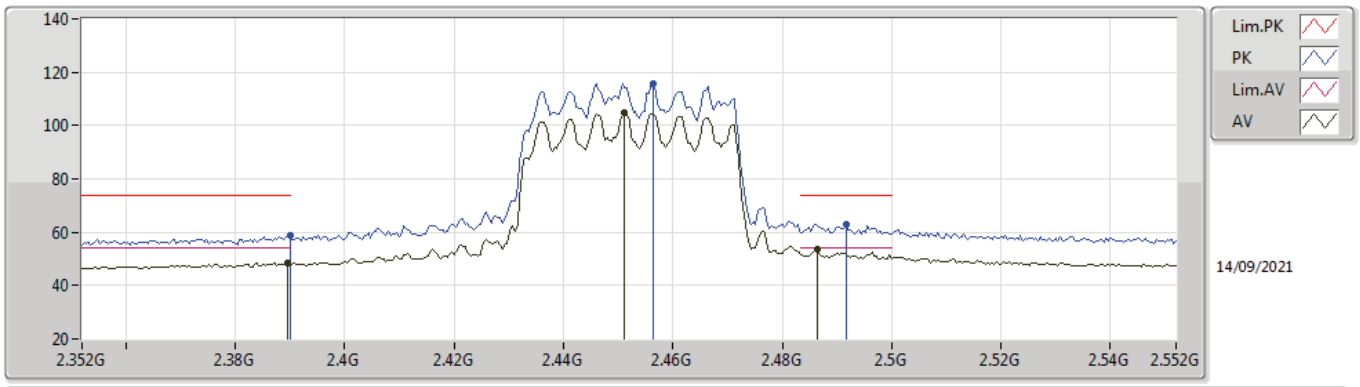

Type	Freq	Level	Limit	Margin	Factor	Dist	Condition	Azimuth	Height	Comment	Raw	AF	CL	PA
	(Hz)	(dBuV/m)	(dBuV/m)	(dB)	(dB)	(m)		(°)	(m)		(dBuV)	(dB)	(dB)	(dB)
AV	2.3896G	48.57	54.00	-5.43	32.01	3	Vertical	171	1.48	-	16.56	27.64	4.37	-
AV	2.4512G	104.98	Inf	-Inf	32.05	3	Vertical	171	1.48	-	72.93	27.60	4.45	-
AV	2.4864G	53.60	54.00	-0.40	32.18	3	Vertical	171	1.48	-	21.42	27.67	4.51	-
PK	2.39G	58.83	74.00	-15.17	32.01	3	Vertical	171	1.48	-	26.82	27.64	4.37	-
PK	2.4564G	115.55	Inf	-Inf	32.07	3	Vertical	171	1.48	-	83.48	27.61	4.46	-
PK	2.4916G	63.07	74.00	-10.93	32.19	3	Vertical	171	1.48	-	30.88	27.68	4.51	-

802.11ax HEW40_Nss1,(MCS0)_4TX

2452MHz_TX

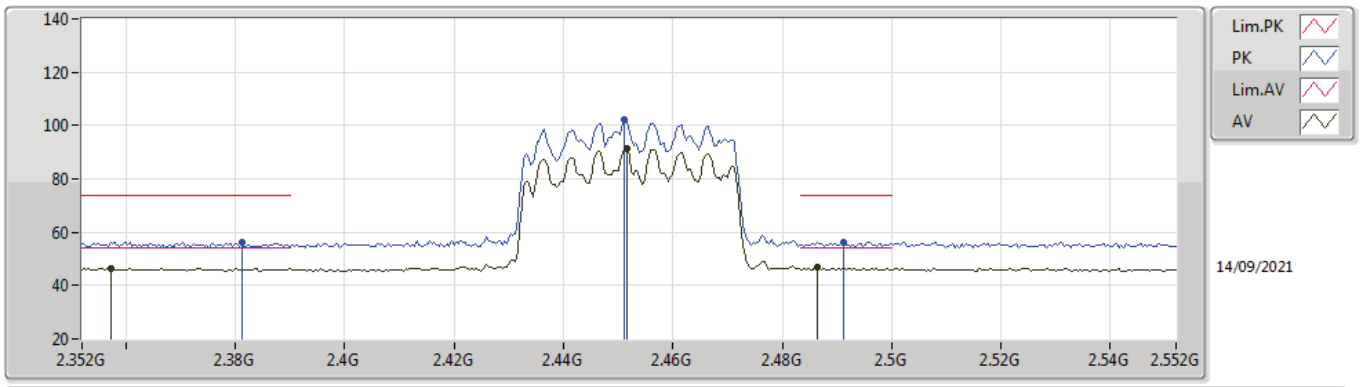

Type	Freq	Level	Limit	Margin	Factor	Dist	Condition	Azimuth	Height	Comment	Raw	AF	CL	PA
	(Hz)	(dBuV/m)	(dBuV/m)	(dB)	(dB)	(m)		(°)	(m)		(dBuV)	(dB)	(dB)	(dB)
AV	2.3572G	46.60	54.00	-7.40	32.11	3	Horizontal	213	1.00	-	14.49	27.77	4.34	-
AV	2.4516G	91.53	Inf	-Inf	32.05	3	Horizontal	213	1.00	-	59.48	27.60	4.45	-
AV	2.4864G	46.88	54.00	-7.12	32.18	3	Horizontal	213	1.00	-	14.70	27.67	4.51	-
PK	2.3812G	56.22	74.00	-17.78	32.04	3	Horizontal	213	1.00	-	24.18	27.68	4.36	-
PK	2.4512G	102.25	Inf	-Inf	32.05	3	Horizontal	213	1.00	-	70.20	27.60	4.45	-
PK	2.4912G	56.34	74.00	-17.66	32.19	3	Horizontal	213	1.00	-	24.15	27.68	4.51	-

802.11ax HEW40_Nss1,(MCS0)_4TX

2452MHz_TX

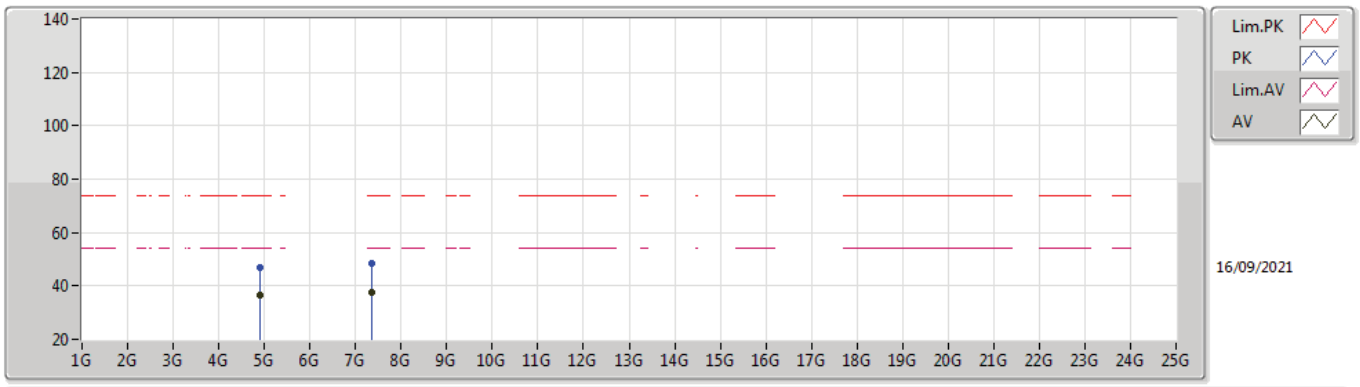

Type	Freq	Level	Limit	Margin	Factor	Dist	Condition	Azimuth	Height	Comment	Raw	AF	CL	PA
	(Hz)	(dBuV/m)	(dBuV/m)	(dB)	(dB)	(m)		(°)	(m)		(dBuV)	(dB)	(dB)	(dB)
AV	4.904G	36.42	54.00	-17.58	3.09	3	Vertical	23	1.50	-	33.33	31.21	6.32	34.44
AV	7.3434G	37.83	54.00	-16.17	9.52	3	Vertical	195	1.07	-	28.31	36.21	8.13	34.82
PK	4.9059G	46.76	74.00	-27.24	3.09	3	Vertical	23	1.50	-	43.67	31.21	6.32	34.44
PK	7.3422G	48.30	74.00	-25.70	9.53	3	Vertical	195	1.07	-	38.77	36.22	8.13	34.82

802.11ax HEW40_Nss1,(MCS0)_4TX

2452MHz_TX

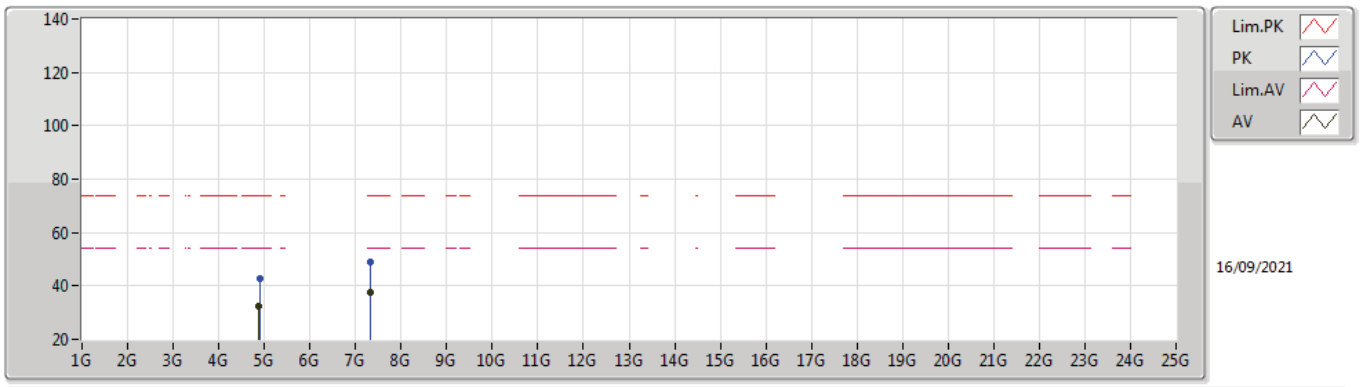

Type	Freq	Level	Limit	Margin	Factor	Dist	Condition	Azimuth	Height	Comment	Raw	AF	CL	PA
	(Hz)	(dBuV/m)	(dBuV/m)	(dB)	(dB)	(m)		(°)	(m)		(dBuV)	(dB)	(dB)	(dB)
AV	4.8794G	32.46	54.00	-21.54	3.07	3	Horizontal	219	2.27	-	29.39	31.20	6.31	34.44
AV	7.3314G	37.66	54.00	-16.34	9.55	3	Horizontal	178	1.84	-	28.11	36.24	8.13	34.82
PK	4.904G	43.00	74.00	-31.00	3.09	3	Horizontal	219	2.27	-	39.91	31.21	6.32	34.44
PK	7.3321G	49.11	74.00	-24.89	9.55	3	Horizontal	178	1.84	-	39.56	36.24	8.13	34.82

Summary

Mode	Result	Type	Freq (Hz)	Level (dBuV/m)	Limit (dBuV/m)	Margin (dB)	Dist (m)	Condition	Azimuth (°)	Height (m)	Comments
2.4-2.4835GHz	-	-	-	-	-	-	-	-	-	-	-
802.11ax HEW40_Nss1,(MCS0)_4TX	Pass	QP	140.58M	41.18	43.50	-2.32	3	Vertical	154	1.00	-

Result

Mode	Result	Type	Freq (Hz)	Level (dBuV/m)	Limit (dBuV/m)	Margin (dB)	Dist (m)	Condition	Azimuth (°)	Height (m)	Comments
802.11ax HEW40_Nss1,(MCS0)_4TX	-	-	-	-	-	-	-	-	-	-	-
2437MHz	Pass	PK	99.84M	36.34	43.50	-7.16	3	Vertical	360	1.00	-
2437MHz	Pass	PK	375.32M	35.32	46.00	-10.68	3	Vertical	360	1.00	-
2437MHz	Pass	PK	633.34M	31.14	46.00	-14.86	3	Vertical	360	1.00	-
2437MHz	Pass	PK	701.24M	36.98	46.00	-9.02	3	Vertical	360	1.00	-
2437MHz	Pass	QP	59.1M	30.60	40.00	-9.40	3	Vertical	241	1.00	-
2437MHz	Pass	QP	140.58M	41.18	43.50	-2.32	3	Vertical	154	1.00	-
2437MHz	Pass	PK	64.92M	35.35	40.00	-4.65	3	Horizontal	360	1.00	-
2437MHz	Pass	PK	233.7M	41.22	46.00	-4.78	3	Horizontal	360	1.00	-
2437MHz	Pass	PK	375.32M	42.27	46.00	-3.73	3	Horizontal	360	1.00	-
2437MHz	Pass	PK	701.24M	39.18	46.00	-6.82	3	Horizontal	360	1.00	-
2437MHz	Pass	PK	745.86M	39.69	46.00	-6.31	3	Horizontal	360	1.00	-
2437MHz	Pass	QP	136.7M	40.72	43.50	-2.78	3	Horizontal	146	1.84	-

802.11ax HEW40_Nss1,(MCS0)_4TX

2437MHz_Test Fixture

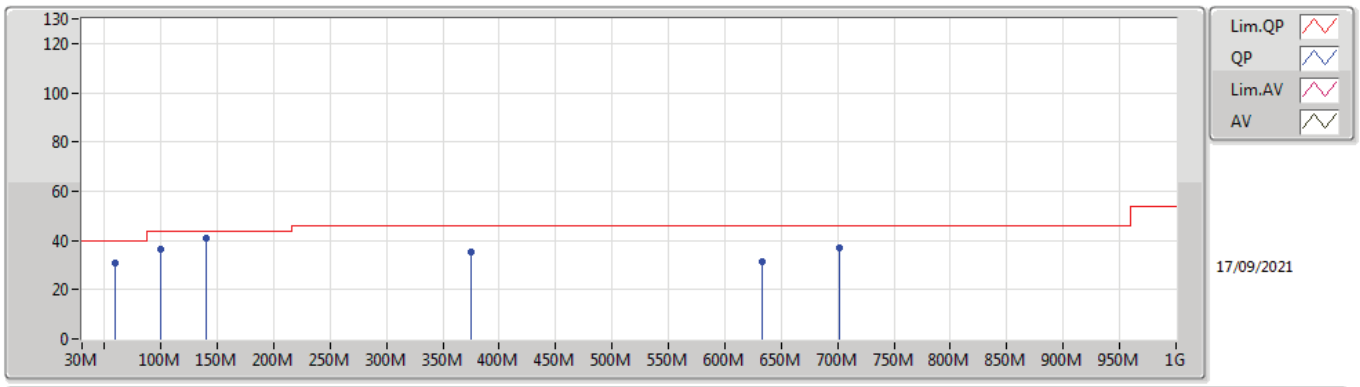

Type	Freq	Level	Limit	Margin	Factor	Dist	Condition	Azimuth	Height	Comment	Raw	AF	CL	PA
	(Hz)	(dBuV/m)	(dBuV/m)	(dB)	(dB)	(m)		(°)	(m)		(dBuV)	(dB)	(dB)	(dB)
PK	99.84M	36.34	43.50	-7.16	-9.49	3	Vertical	360	1.00	-	45.83	16.20	1.70	27.39
PK	375.32M	35.32	46.00	-10.68	-3.64	3	Vertical	360	1.00	-	38.96	20.12	3.36	27.12
PK	633.34M	31.14	46.00	-14.86	0.53	3	Vertical	360	1.00	-	30.61	24.22	4.42	28.11
PK	701.24M	36.98	46.00	-9.02	1.00	3	Vertical	360	1.00	-	35.98	24.42	4.63	28.05
QP	59.1M	30.60	40.00	-9.40	-14.71	3	Vertical	241	1.00	-	45.31	11.63	1.26	27.60
QP	140.58M	41.18	43.50	-2.32	-8.95	3	Vertical	154	1.00	-	50.13	16.34	1.99	27.28

802.11ax HEW40_Nss1,(MCS0)_4TX

2437MHz_Test Fixture

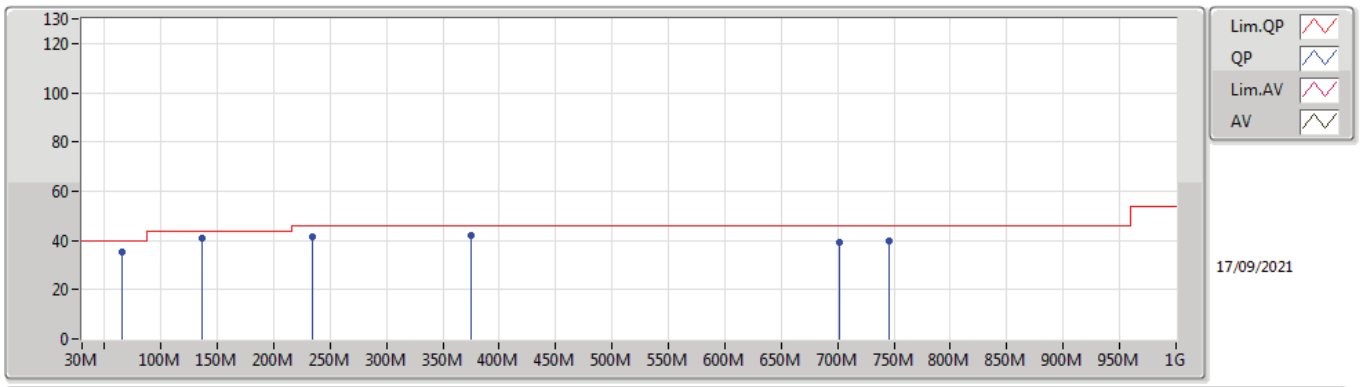

Type	Freq	Level	Limit	Margin	Factor	Dist	Condition	Azimuth	Height	Comment	Raw	AF	CL	PA
	(Hz)	(dBuV/m)	(dBuV/m)	(dB)	(dB)	(m)		(°)	(m)		(dBuV)	(dB)	(dB)	(dB)
PK	64.92M	35.35	40.00	-4.65	-14.83	3	Horizontal	360	1.00	-	50.18	11.40	1.36	27.59
PK	233.7M	41.22	46.00	-4.78	-8.44	3	Horizontal	360	1.00	-	49.66	15.81	2.58	26.83
PK	375.32M	42.27	46.00	-3.73	-3.64	3	Horizontal	360	1.00	-	45.91	20.12	3.36	27.12
PK	701.24M	39.18	46.00	-6.82	1.00	3	Horizontal	360	1.00	-	38.18	24.42	4.63	28.05
PK	745.86M	39.69	46.00	-6.31	2.40	3	Horizontal	360	1.00	-	37.29	25.60	4.79	27.99
QP	136.7M	40.72	43.50	-2.78	-8.53	3	Horizontal	146	1.84	-	49.25	16.79	1.97	27.29

Summary

Mode	Result	Type	Freq (Hz)	Level (dBuV/m)	Limit (dBuV/m)	Margin (dB)	Dist (m)	Condition	Azimuth (°)	Height (m)	Comments
2.4-2.4835GHz	-	-	-	-	-	-	-	-	-	-	-
802.11b_Nss1,(1Mbps)_4TX	Pass	AV	2.3852G	53.83	54.00	-0.17	3	Vertical	352	2.58	-
802.11g_Nss1,(6Mbps)_4TX	Pass	AV	2.3852G	53.86	54.00	-0.14	3	Vertical	21	1.56	-
802.11ax HEW20_Nss1,(MCS0)_4TX	Pass	AV	2.3898G	53.77	54.00	-0.23	3	Vertical	17	2.25	-
802.11ax HEW40_Nss1,(MCS0)_4TX	Pass	AV	2.485G	53.74	54.00	-0.26	3	Vertical	360	1.56	-

Result

Mode	Result	Type	Freq (Hz)	Level (dBuV/m)	Limit (dBuV/m)	Margin (dB)	Dist (m)	Condition	Azimuth (°)	Height (m)	Comments
802.11b_Nss1,(1Mbps)_4TX	-	-	-	-	-	-	-	-	-	-	-
2412MHz	Pass	AV	2.3852G	53.83	54.00	-0.17	3	Vertical	352	2.58	-
2412MHz	Pass	AV	2.4128G	117.77	Inf	-Inf	3	Vertical	352	2.58	-
2412MHz	Pass	PK	2.3846G	62.37	74.00	-11.63	3	Vertical	352	2.58	-
2412MHz	Pass	PK	2.413G	121.96	Inf	-Inf	3	Vertical	352	2.58	-
2412MHz	Pass	AV	2.3874G	46.80	54.00	-7.20	3	Horizontal	86	1.26	-
2412MHz	Pass	AV	2.4108G	108.43	Inf	-Inf	3	Horizontal	86	1.26	-
2412MHz	Pass	PK	2.3856G	58.37	74.00	-15.63	3	Horizontal	86	1.26	-
2412MHz	Pass	PK	2.411G	112.48	Inf	-Inf	3	Horizontal	86	1.26	-
2412MHz	Pass	AV	4.82402G	53.62	54.00	-0.38	3	Vertical	244	2.36	-
2412MHz	Pass	PK	4.82412G	55.91	74.00	-18.09	3	Vertical	244	2.36	-
2412MHz	Pass	AV	4.82406G	44.28	54.00	-9.72	3	Horizontal	37	1.06	-
2412MHz	Pass	PK	4.82408G	48.80	74.00	-25.20	3	Horizontal	37	1.06	-
2417MHz	Pass	AV	2.39G	53.52	54.00	-0.48	3	Vertical	11	2.59	-
2417MHz	Pass	AV	2.4162G	117.36	Inf	-Inf	3	Vertical	11	2.59	-
2417MHz	Pass	PK	2.3876G	62.02	74.00	-11.98	3	Vertical	11	2.59	-
2417MHz	Pass	PK	2.416G	121.44	Inf	-Inf	3	Vertical	11	2.59	-
2417MHz	Pass	AV	2.39G	46.27	54.00	-7.73	3	Horizontal	101	1.49	-
2417MHz	Pass	AV	2.4152G	104.31	Inf	-Inf	3	Horizontal	101	1.49	-
2417MHz	Pass	PK	2.3674G	57.85	74.00	-16.15	3	Horizontal	101	1.49	-
2417MHz	Pass	PK	2.4156G	107.95	Inf	-Inf	3	Horizontal	101	1.49	-
2437MHz	Pass	AV	2.3898G	47.15	54.00	-6.85	3	Vertical	332	1.76	-
2437MHz	Pass	AV	2.4378G	118.22	Inf	-Inf	3	Vertical	332	1.76	-
2437MHz	Pass	AV	2.4838G	48.40	54.00	-5.60	3	Vertical	332	1.76	-
2437MHz	Pass	PK	2.3606G	58.07	74.00	-15.93	3	Vertical	332	1.76	-
2437MHz	Pass	PK	2.4382G	122.96	Inf	-Inf	3	Vertical	332	1.76	-
2437MHz	Pass	PK	2.4838G	59.27	74.00	-14.73	3	Vertical	332	1.76	-
2437MHz	Pass	AV	2.3554G	44.87	54.00	-9.13	3	Horizontal	306	1.29	-
2437MHz	Pass	AV	2.4362G	107.96	Inf	-Inf	3	Horizontal	306	1.29	-
2437MHz	Pass	AV	2.4835G	44.47	54.00	-9.53	3	Horizontal	306	1.29	-
2437MHz	Pass	PK	2.3666G	57.17	74.00	-16.83	3	Horizontal	306	1.29	-
2437MHz	Pass	PK	2.4362G	112.41	Inf	-Inf	3	Horizontal	306	1.29	-
2437MHz	Pass	PK	2.4866G	56.13	74.00	-17.87	3	Horizontal	306	1.29	-
2437MHz	Pass	AV	4.87412G	53.72	54.00	-0.28	3	Vertical	338	1.04	-
2437MHz	Pass	AV	7.31042G	51.93	54.00	-2.07	3	Vertical	96	1.91	-
2437MHz	Pass	PK	4.87408G	56.00	74.00	-18.00	3	Vertical	338	1.04	-
2437MHz	Pass	PK	7.31022G	57.98	74.00	-16.02	3	Vertical	96	1.91	-
2437MHz	Pass	AV	4.87412G	48.13	54.00	-5.87	3	Horizontal	37	1.12	-
2437MHz	Pass	AV	7.31188G	49.77	54.00	-4.23	3	Horizontal	33	1.00	-
2437MHz	Pass	PK	4.8741G	51.36	74.00	-22.64	3	Horizontal	37	1.12	-
2437MHz	Pass	PK	7.31216G	56.72	74.00	-17.28	3	Horizontal	33	1.00	-
2457MHz	Pass	AV	2.4578G	113.99	Inf	-Inf	3	Vertical	292	1.17	-
2457MHz	Pass	AV	2.4838G	53.60	54.00	-0.40	3	Vertical	292	1.17	-
2457MHz	Pass	PK	2.458G	118.15	Inf	-Inf	3	Vertical	292	1.17	-
2457MHz	Pass	PK	2.4836G	61.82	74.00	-12.18	3	Vertical	292	1.17	-
2457MHz	Pass	AV	2.4562G	104.84	Inf	-Inf	3	Horizontal	134	1.18	-
2457MHz	Pass	AV	2.4838G	45.10	54.00	-8.90	3	Horizontal	134	1.18	-
2457MHz	Pass	PK	2.456G	108.69	Inf	-Inf	3	Horizontal	134	1.18	-
2457MHz	Pass	PK	2.4924G	56.69	74.00	-17.31	3	Horizontal	134	1.18	-
2462MHz	Pass	AV	2.4626G	117.21	Inf	-Inf	3	Vertical	349	2.53	-
2462MHz	Pass	AV	2.4862G	52.23	54.00	-1.77	3	Vertical	349	2.53	-
2462MHz	Pass	PK	2.463G	121.44	Inf	-Inf	3	Vertical	349	2.53	-
2462MHz	Pass	PK	2.486G	62.02	74.00	-11.98	3	Vertical	349	2.53	-
2462MHz	Pass	AV	2.4608G	105.27	Inf	-Inf	3	Horizontal	280	1.09	-
2462MHz	Pass	AV	2.4888G	45.59	54.00	-8.41	3	Horizontal	280	1.09	-
2462MHz	Pass	PK	2.461G	109.30	Inf	-Inf	3	Horizontal	280	1.09	-
2462MHz	Pass	PK	2.4892G	56.85	74.00	-17.15	3	Horizontal	280	1.09	-
2462MHz	Pass	AV	4.92404G	51.02	54.00	-2.98	3	Vertical	211	1.29	-
2462MHz	Pass	AV	7.38682G	39.86	54.00	-14.14	3	Vertical	193	1.78	-
2462MHz	Pass	PK	4.92396G	53.72	74.00	-20.28	3	Vertical	211	1.29	-
2462MHz	Pass	PK	7.3875G	50.82	74.00	-23.18	3	Vertical	193	1.78	-

Mode	Result	Type	Freq (Hz)	Level (dBuV/m)	Limit (dBuV/m)	Margin (dB)	Dist (m)	Condition	Azimuth (°)	Height (m)	Comments
2462MHz	Pass	AV	4.924G	45.47	54.00	-8.53	3	Horizontal	33	1.18	-
2462MHz	Pass	AV	7.38526G	38.33	54.00	-15.67	3	Horizontal	5	2.25	-
2462MHz	Pass	PK	4.92412G	49.55	74.00	-24.45	3	Horizontal	33	1.18	-
2462MHz	Pass	PK	7.3859G	50.39	74.00	-23.61	3	Horizontal	5	2.25	-
802.11g_Nss1,(6Mbps)_4TX	-	-	-	-	-	-	-	-	-	-	-
2412MHz	Pass	AV	2.39G	53.73	54.00	-0.27	3	Vertical	348	1.57	-
2412MHz	Pass	AV	2.4112G	108.81	Inf	-Inf	3	Vertical	348	1.57	-
2412MHz	Pass	PK	2.3896G	72.74	74.00	-1.26	3	Vertical	348	1.57	-
2412MHz	Pass	PK	2.4116G	118.71	Inf	-Inf	3	Vertical	348	1.57	-
2412MHz	Pass	AV	2.39G	47.71	54.00	-6.29	3	Horizontal	86	1.24	-
2412MHz	Pass	AV	2.4068G	101.29	Inf	-Inf	3	Horizontal	86	1.24	-
2412MHz	Pass	PK	2.3844G	65.04	74.00	-8.96	3	Horizontal	86	1.24	-
2412MHz	Pass	PK	2.4064G	110.94	Inf	-Inf	3	Horizontal	86	1.24	-
2412MHz	Pass	AV	4.82688G	38.61	54.00	-15.39	3	Vertical	124	2.57	-
2412MHz	Pass	PK	4.82632G	52.99	74.00	-21.01	3	Vertical	124	2.57	-
2412MHz	Pass	AV	4.82664G	32.98	54.00	-21.02	3	Horizontal	41	1.11	-
2412MHz	Pass	PK	4.82684G	46.00	74.00	-28.00	3	Horizontal	41	1.11	-
2417MHz	Pass	AV	2.3852G	53.86	54.00	-0.14	3	Vertical	21	1.56	-
2417MHz	Pass	AV	2.4138G	111.08	Inf	-Inf	3	Vertical	21	1.56	-
2417MHz	Pass	PK	2.3898G	70.60	74.00	-3.40	3	Vertical	21	1.56	-
2417MHz	Pass	PK	2.4138G	120.76	Inf	-Inf	3	Vertical	21	1.56	-
2417MHz	Pass	AV	2.3816G	49.25	54.00	-4.75	3	Horizontal	66	1.11	-
2417MHz	Pass	AV	2.4216G	101.67	Inf	-Inf	3	Horizontal	66	1.11	-
2417MHz	Pass	PK	2.381G	68.33	74.00	-5.67	3	Horizontal	66	1.11	-
2417MHz	Pass	PK	2.4216G	111.71	Inf	-Inf	3	Horizontal	66	1.11	-
2437MHz	Pass	AV	2.3898G	53.62	54.00	-0.38	3	Vertical	345	1.98	-
2437MHz	Pass	AV	2.4362G	114.37	Inf	-Inf	3	Vertical	345	1.98	-
2437MHz	Pass	AV	2.4838G	53.23	54.00	-0.77	3	Vertical	345	1.98	-
2437MHz	Pass	PK	2.375G	69.68	74.00	-4.32	3	Vertical	345	1.98	-
2437MHz	Pass	PK	2.4358G	123.88	Inf	-Inf	3	Vertical	345	1.98	-
2437MHz	Pass	PK	2.4835G	69.60	74.00	-4.40	3	Vertical	345	1.98	-
2437MHz	Pass	AV	2.3862G	46.94	54.00	-7.06	3	Horizontal	95	1.09	-
2437MHz	Pass	AV	2.4322G	105.38	Inf	-Inf	3	Horizontal	95	1.09	-
2437MHz	Pass	AV	2.4842G	46.03	54.00	-7.97	3	Horizontal	95	1.09	-
2437MHz	Pass	PK	2.389G	60.76	74.00	-13.24	3	Horizontal	95	1.09	-
2437MHz	Pass	PK	2.433G	114.97	Inf	-Inf	3	Horizontal	95	1.09	-
2437MHz	Pass	PK	2.4914G	58.64	74.00	-15.36	3	Horizontal	95	1.09	-
2437MHz	Pass	AV	4.87704G	41.77	54.00	-12.23	3	Vertical	50	1.25	-
2437MHz	Pass	AV	7.30948G	45.67	54.00	-8.33	3	Vertical	97	2.05	-
2437MHz	Pass	PK	4.87788G	55.10	74.00	-18.90	3	Vertical	50	1.25	-
2437MHz	Pass	PK	7.30968G	59.73	74.00	-14.27	3	Vertical	97	2.05	-
2437MHz	Pass	AV	4.87692G	37.04	54.00	-16.96	3	Horizontal	38	1.00	-
2437MHz	Pass	AV	7.3118G	42.40	54.00	-11.60	3	Horizontal	35	1.00	-
2437MHz	Pass	PK	4.8768G	50.40	74.00	-23.60	3	Horizontal	38	1.00	-
2437MHz	Pass	PK	7.3142G	57.27	74.00	-16.73	3	Horizontal	35	1.00	-
2457MHz	Pass	AV	2.4532G	109.08	Inf	-Inf	3	Vertical	19	1.58	-
2457MHz	Pass	AV	2.4846G	51.53	54.00	-2.47	3	Vertical	19	1.58	-
2457MHz	Pass	PK	2.4532G	118.96	Inf	-Inf	3	Vertical	19	1.58	-
2457MHz	Pass	PK	2.4835G	67.47	74.00	-6.53	3	Vertical	19	1.58	-
2457MHz	Pass	AV	2.456G	101.06	Inf	-Inf	3	Horizontal	269	1.00	-
2457MHz	Pass	AV	2.4868G	45.92	54.00	-8.08	3	Horizontal	269	1.00	-
2457MHz	Pass	PK	2.4558G	110.46	Inf	-Inf	3	Horizontal	269	1.00	-
2457MHz	Pass	PK	2.4842G	58.24	74.00	-15.76	3	Horizontal	269	1.00	-
2462MHz	Pass	AV	2.4632G	110.46	Inf	-Inf	3	Vertical	356	2.22	-
2462MHz	Pass	AV	2.4835G	53.33	54.00	-0.67	3	Vertical	356	2.22	-
2462MHz	Pass	PK	2.464G	120.53	Inf	-Inf	3	Vertical	356	2.22	-
2462MHz	Pass	PK	2.4835G	69.06	74.00	-4.94	3	Vertical	356	2.22	-
2462MHz	Pass	AV	2.4584G	99.49	Inf	-Inf	3	Horizontal	63	1.02	-
2462MHz	Pass	AV	2.4836G	47.45	54.00	-6.55	3	Horizontal	63	1.02	-
2462MHz	Pass	PK	2.4588G	109.14	Inf	-Inf	3	Horizontal	63	1.02	-
2462MHz	Pass	PK	2.4836G	61.38	74.00	-12.62	3	Horizontal	63	1.02	-
2462MHz	Pass	AV	4.92824G	35.60	54.00	-18.40	3	Vertical	145	1.33	-

Mode	Result	Type	Freq (Hz)	Level (dBuV/m)	Limit (dBuV/m)	Margin (dB)	Dist (m)	Condition	Azimuth (°)	Height (m)	Comments
2462MHz	Pass	AV	7.3836G	36.67	54.00	-17.33	3	Vertical	162	1.74	-
2462MHz	Pass	PK	4.92648G	49.46	74.00	-24.54	3	Vertical	145	1.33	-
2462MHz	Pass	PK	7.3834G	50.19	74.00	-23.81	3	Vertical	162	1.74	-
2462MHz	Pass	AV	4.9266G	33.19	54.00	-20.81	3	Horizontal	37	1.18	-
2462MHz	Pass	AV	7.38568G	36.40	54.00	-17.60	3	Horizontal	32	1.06	-
2462MHz	Pass	PK	4.9258G	47.01	74.00	-26.99	3	Horizontal	37	1.18	-
2462MHz	Pass	PK	7.38188G	49.60	74.00	-24.40	3	Horizontal	32	1.06	-
802.11ax HEW20_Nss1,(MCS0)_4TX	-	-	-	-	-	-	-	-	-	-	-
2412MHz	Pass	AV	2.3892G	53.76	54.00	-0.24	3	Vertical	353	1.82	-
2412MHz	Pass	AV	2.4114G	108.39	Inf	-Inf	3	Vertical	353	1.82	-
2412MHz	Pass	PK	2.3874G	69.92	74.00	-4.08	3	Vertical	353	1.82	-
2412MHz	Pass	PK	2.4114G	119.77	Inf	-Inf	3	Vertical	353	1.82	-
2412MHz	Pass	AV	2.389G	48.02	54.00	-5.98	3	Horizontal	88	1.50	-
2412MHz	Pass	AV	2.4116G	100.91	Inf	-Inf	3	Horizontal	88	1.50	-
2412MHz	Pass	PK	2.3868G	58.73	74.00	-15.27	3	Horizontal	88	1.50	-
2412MHz	Pass	PK	2.4114G	111.27	Inf	-Inf	3	Horizontal	88	1.50	-
2412MHz	Pass	PK	4.82512G	48.86	74.00	-25.14	3	Vertical	115	1.27	-
2412MHz	Pass	AV	4.82532G	39.15	54.00	-14.85	3	Vertical	115	1.27	-
2412MHz	Pass	AV	4.81952G	33.00	54.00	-21.00	3	Horizontal	36	1.96	-
2412MHz	Pass	PK	4.82156G	43.19	74.00	-30.81	3	Horizontal	36	1.96	-
2417MHz	Pass	AV	2.3898G	53.77	54.00	-0.23	3	Vertical	17	2.25	-
2417MHz	Pass	AV	2.415G	109.42	Inf	-Inf	3	Vertical	17	2.25	-
2417MHz	Pass	PK	2.3858G	69.69	74.00	-4.31	3	Vertical	17	2.25	-
2417MHz	Pass	PK	2.415G	120.71	Inf	-Inf	3	Vertical	17	2.25	-
2417MHz	Pass	AV	2.39G	48.69	54.00	-5.31	3	Horizontal	88	1.18	-
2417MHz	Pass	AV	2.4154G	100.25	Inf	-Inf	3	Horizontal	88	1.18	-
2417MHz	Pass	PK	2.3858G	62.18	74.00	-11.82	3	Horizontal	88	1.18	-
2417MHz	Pass	PK	2.4156G	110.49	Inf	-Inf	3	Horizontal	88	1.18	-
2437MHz	Pass	AV	2.3854G	52.18	54.00	-1.82	3	Vertical	345	2.03	-
2437MHz	Pass	AV	2.435G	109.91	Inf	-Inf	3	Vertical	345	2.03	-
2437MHz	Pass	AV	2.4862G	51.36	54.00	-2.64	3	Vertical	345	2.03	-
2437MHz	Pass	PK	2.3874G	62.78	74.00	-11.22	3	Vertical	345	2.03	-
2437MHz	Pass	PK	2.435G	119.66	Inf	-Inf	3	Vertical	345	2.03	-
2437MHz	Pass	PK	2.4866G	61.30	74.00	-12.70	3	Vertical	345	2.03	-
2437MHz	Pass	AV	2.3894G	48.36	54.00	-5.64	3	Horizontal	86	1.26	-
2437MHz	Pass	AV	2.439G	102.09	Inf	-Inf	3	Horizontal	86	1.26	-
2437MHz	Pass	AV	2.4842G	46.88	54.00	-7.12	3	Horizontal	86	1.26	-
2437MHz	Pass	PK	2.3726G	58.35	74.00	-15.65	3	Horizontal	86	1.26	-
2437MHz	Pass	PK	2.4342G	113.23	Inf	-Inf	3	Horizontal	86	1.26	-
2437MHz	Pass	PK	2.4846G	56.24	74.00	-17.76	3	Horizontal	86	1.26	-
2437MHz	Pass	AV	4.875G	41.75	54.00	-12.25	3	Vertical	51	1.01	-
2437MHz	Pass	AV	7.31296G	40.90	54.00	-13.10	3	Vertical	97	2.09	-
2437MHz	Pass	PK	4.87464G	51.18	74.00	-22.82	3	Vertical	51	1.01	-
2437MHz	Pass	PK	7.31308G	52.31	74.00	-21.69	3	Vertical	97	2.09	-
2437MHz	Pass	AV	4.87472G	35.98	54.00	-18.02	3	Horizontal	37	1.00	-
2437MHz	Pass	AV	7.31288G	39.91	54.00	-14.09	3	Horizontal	125	2.60	-
2437MHz	Pass	PK	4.87492G	45.90	74.00	-28.10	3	Horizontal	37	1.00	-
2437MHz	Pass	PK	7.30792G	51.01	74.00	-22.99	3	Horizontal	125	2.60	-
2457MHz	Pass	AV	2.4536G	110.24	Inf	-Inf	3	Vertical	349	2.49	-
2457MHz	Pass	AV	2.4835G	53.74	54.00	-0.26	3	Vertical	349	2.49	-
2457MHz	Pass	PK	2.4588G	121.02	Inf	-Inf	3	Vertical	349	2.49	-
2457MHz	Pass	PK	2.484G	64.91	74.00	-9.09	3	Vertical	349	2.49	-
2457MHz	Pass	AV	2.4552G	101.52	Inf	-Inf	3	Horizontal	70	1.06	-
2457MHz	Pass	AV	2.4872G	47.31	54.00	-6.69	3	Horizontal	70	1.06	-
2457MHz	Pass	PK	2.4602G	112.55	Inf	-Inf	3	Horizontal	70	1.06	-
2457MHz	Pass	PK	2.4858G	57.54	74.00	-16.46	3	Horizontal	70	1.06	-
2462MHz	Pass	AV	2.463G	108.66	Inf	-Inf	3	Vertical	343	1.93	-
2462MHz	Pass	AV	2.484G	53.50	54.00	-0.50	3	Vertical	343	1.93	-
2462MHz	Pass	PK	2.4634G	119.24	Inf	-Inf	3	Vertical	343	1.93	-
2462MHz	Pass	PK	2.4836G	68.19	74.00	-5.81	3	Vertical	343	1.93	-
2462MHz	Pass	AV	2.4626G	99.29	Inf	-Inf	3	Horizontal	69	1.04	-
2462MHz	Pass	AV	2.4835G	47.36	54.00	-6.64	3	Horizontal	69	1.04	-

Mode	Result	Type	Freq (Hz)	Level (dBuV/m)	Limit (dBuV/m)	Margin (dB)	Dist (m)	Condition	Azimuth (°)	Height (m)	Comments
2462MHz	Pass	PK	2.4574G	110.23	Inf	-Inf	3	Horizontal	69	1.04	-
2462MHz	Pass	PK	2.4836G	59.11	74.00	-14.89	3	Horizontal	69	1.04	-
2462MHz	Pass	AV	4.92024G	38.66	54.00	-15.34	3	Vertical	51	1.00	-
2462MHz	Pass	AV	7.39508G	38.58	54.00	-15.42	3	Vertical	156	1.61	-
2462MHz	Pass	PK	4.91988G	50.20	74.00	-23.80	3	Vertical	51	1.00	-
2462MHz	Pass	PK	7.394G	49.37	74.00	-24.63	3	Vertical	156	1.61	-
2462MHz	Pass	AV	4.92452G	34.45	54.00	-19.55	3	Horizontal	35	1.17	-
2462MHz	Pass	AV	7.38264G	38.91	54.00	-15.09	3	Horizontal	244	1.66	-
2462MHz	Pass	PK	4.92448G	45.12	74.00	-28.88	3	Horizontal	35	1.17	-
2462MHz	Pass	PK	7.39124G	49.53	74.00	-24.47	3	Horizontal	244	1.66	-
802.11ax HEW40_Nss1,(MCS0)_4TX	-	-	-	-	-	-	-	-	-	-	-
2422MHz	Pass	AV	2.39G	53.58	54.00	-0.42	3	Vertical	17	2.25	-
2422MHz	Pass	AV	2.4252G	104.24	Inf	-Inf	3	Vertical	17	2.25	-
2422MHz	Pass	AV	2.4848G	48.95	54.00	-5.05	3	Vertical	17	2.25	-
2422MHz	Pass	PK	2.3876G	64.06	74.00	-9.94	3	Vertical	17	2.25	-
2422MHz	Pass	PK	2.4252G	115.76	Inf	-Inf	3	Vertical	17	2.25	-
2422MHz	Pass	PK	2.4904G	58.93	74.00	-15.07	3	Vertical	17	2.25	-
2422MHz	Pass	AV	2.3836G	48.73	54.00	-5.27	3	Horizontal	67	1.00	-
2422MHz	Pass	AV	2.4156G	93.50	Inf	-Inf	3	Horizontal	67	1.00	-
2422MHz	Pass	AV	2.4916G	46.80	54.00	-7.20	3	Horizontal	67	1.00	-
2422MHz	Pass	PK	2.3896G	59.14	74.00	-14.86	3	Horizontal	67	1.00	-
2422MHz	Pass	PK	2.416G	104.62	Inf	-Inf	3	Horizontal	67	1.00	-
2422MHz	Pass	PK	2.4888G	56.99	74.00	-17.01	3	Horizontal	67	1.00	-
2422MHz	Pass	AV	4.84376G	40.22	54.00	-13.78	3	Vertical	157	1.10	-
2422MHz	Pass	PK	4.84368G	46.91	74.00	-27.09	3	Vertical	157	1.10	-
2422MHz	Pass	AV	4.84376G	39.26	54.00	-14.74	3	Horizontal	188	1.07	-
2422MHz	Pass	PK	4.84392G	45.41	74.00	-28.59	3	Horizontal	188	1.07	-
2427MHz	Pass	AV	2.3898G	53.46	54.00	-0.54	3	Vertical	182	1.49	-
2427MHz	Pass	AV	2.425G	104.84	Inf	-Inf	3	Vertical	182	1.49	-
2427MHz	Pass	AV	2.485G	50.30	54.00	-3.70	3	Vertical	182	1.49	-
2427MHz	Pass	PK	2.3774G	68.00	74.00	-6.00	3	Vertical	182	1.49	-
2427MHz	Pass	PK	2.4302G	115.24	Inf	-Inf	3	Vertical	182	1.49	-
2427MHz	Pass	PK	2.4846G	61.81	74.00	-12.19	3	Vertical	182	1.49	-
2427MHz	Pass	AV	2.389G	51.46	54.00	-2.54	3	Horizontal	73	1.00	-
2427MHz	Pass	AV	2.4262G	97.71	Inf	-Inf	3	Horizontal	73	1.00	-
2427MHz	Pass	AV	2.4922G	46.65	54.00	-7.35	3	Horizontal	73	1.00	-
2427MHz	Pass	PK	2.3858G	62.07	74.00	-11.93	3	Horizontal	73	1.00	-
2427MHz	Pass	PK	2.421G	106.96	Inf	-Inf	3	Horizontal	73	1.00	-
2427MHz	Pass	PK	2.4862G	56.61	74.00	-17.39	3	Horizontal	73	1.00	-
2437MHz	Pass	AV	2.3878G	53.20	54.00	-0.80	3	Vertical	351	1.99	-
2437MHz	Pass	AV	2.4362G	106.78	Inf	-Inf	3	Vertical	351	1.99	-
2437MHz	Pass	AV	2.4866G	53.60	54.00	-0.40	3	Vertical	351	1.99	-
2437MHz	Pass	PK	2.3862G	66.63	74.00	-7.37	3	Vertical	351	1.99	-
2437MHz	Pass	PK	2.4462G	117.49	Inf	-Inf	3	Vertical	351	1.99	-
2437MHz	Pass	PK	2.4866G	69.26	74.00	-4.74	3	Vertical	351	1.99	-
2437MHz	Pass	AV	2.3834G	48.10	54.00	-5.90	3	Horizontal	67	1.19	-
2437MHz	Pass	AV	2.4382G	97.35	Inf	-Inf	3	Horizontal	67	1.19	-
2437MHz	Pass	AV	2.4835G	46.83	54.00	-7.17	3	Horizontal	67	1.19	-
2437MHz	Pass	PK	2.3826G	61.28	74.00	-12.72	3	Horizontal	67	1.19	-
2437MHz	Pass	PK	2.433G	108.27	Inf	-Inf	3	Horizontal	67	1.19	-
2437MHz	Pass	PK	2.4874G	57.61	74.00	-16.39	3	Horizontal	67	1.19	-
2437MHz	Pass	AV	4.87516G	36.84	54.00	-17.16	3	Vertical	113	1.11	-
2437MHz	Pass	AV	7.31324G	38.42	54.00	-15.58	3	Vertical	105	1.50	-
2437MHz	Pass	PK	4.87536G	48.33	74.00	-25.67	3	Vertical	113	1.11	-
2437MHz	Pass	PK	7.3084G	49.86	74.00	-24.14	3	Vertical	105	1.50	-
2437MHz	Pass	AV	4.88368G	36.15	54.00	-17.85	3	Horizontal	85	1.18	-
2437MHz	Pass	AV	7.307G	38.54	54.00	-15.46	3	Horizontal	305	2.36	-
2437MHz	Pass	PK	4.85752G	46.75	74.00	-27.25	3	Horizontal	85	1.18	-
2437MHz	Pass	PK	7.31092G	49.13	74.00	-24.87	3	Horizontal	305	2.36	-
2447MHz	Pass	AV	2.3898G	51.04	54.00	-2.96	3	Vertical	360	1.56	-
2447MHz	Pass	AV	2.445G	105.52	Inf	-Inf	3	Vertical	360	1.56	-
2447MHz	Pass	AV	2.485G	53.74	54.00	-0.26	3	Vertical	360	1.56	-

Mode	Result	Type	Freq (Hz)	Level (dBuV/m)	Limit (dBuV/m)	Margin (dB)	Dist (m)	Condition	Azimuth (°)	Height (m)	Comments
2447MHz	Pass	PK	2.3898G	63.51	74.00	-10.49	3	Vertical	360	1.56	-
2447MHz	Pass	PK	2.4446G	116.21	Inf	-Inf	3	Vertical	360	1.56	-
2447MHz	Pass	PK	2.4846G	68.48	74.00	-5.52	3	Vertical	360	1.56	-
2447MHz	Pass	AV	2.3894G	47.51	54.00	-6.49	3	Horizontal	67	1.27	-
2447MHz	Pass	AV	2.4454G	95.50	Inf	-Inf	3	Horizontal	67	1.27	-
2447MHz	Pass	AV	2.485G	47.41	54.00	-6.59	3	Horizontal	67	1.27	-
2447MHz	Pass	PK	2.3898G	57.31	74.00	-16.69	3	Horizontal	67	1.27	-
2447MHz	Pass	PK	2.4506G	105.79	Inf	-Inf	3	Horizontal	67	1.27	-
2447MHz	Pass	PK	2.4882G	57.41	74.00	-16.59	3	Horizontal	67	1.27	-
2452MHz	Pass	AV	2.386G	50.42	54.00	-3.58	3	Vertical	343	2.51	-
2452MHz	Pass	AV	2.4508G	106.01	Inf	-Inf	3	Vertical	343	2.51	-
2452MHz	Pass	AV	2.4856G	53.41	54.00	-0.59	3	Vertical	343	2.51	-
2452MHz	Pass	PK	2.3816G	61.69	74.00	-12.31	3	Vertical	343	2.51	-
2452MHz	Pass	PK	2.4556G	116.96	Inf	-Inf	3	Vertical	343	2.51	-
2452MHz	Pass	PK	2.4844G	65.79	74.00	-8.21	3	Vertical	343	2.51	-
2452MHz	Pass	AV	2.3896G	47.44	54.00	-6.56	3	Horizontal	67	1.50	-
2452MHz	Pass	AV	2.4496G	96.50	Inf	-Inf	3	Horizontal	67	1.50	-
2452MHz	Pass	AV	2.4844G	47.52	54.00	-6.48	3	Horizontal	67	1.50	-
2452MHz	Pass	PK	2.3864G	57.44	74.00	-16.56	3	Horizontal	67	1.50	-
2452MHz	Pass	PK	2.45G	107.29	Inf	-Inf	3	Horizontal	67	1.50	-
2452MHz	Pass	PK	2.4852G	57.41	74.00	-16.59	3	Horizontal	67	1.50	-
2452MHz	Pass	AV	4.90408G	35.21	54.00	-18.79	3	Vertical	211	1.47	-
2452MHz	Pass	AV	7.34852G	38.32	54.00	-15.68	3	Vertical	45	1.86	-
2452MHz	Pass	PK	4.90844G	45.88	74.00	-28.12	3	Vertical	211	1.47	-
2452MHz	Pass	PK	7.3506G	48.92	74.00	-25.08	3	Vertical	45	1.86	-
2452MHz	Pass	AV	4.89668G	32.81	54.00	-21.19	3	Horizontal	108	1.07	-
2452MHz	Pass	AV	7.35508G	38.50	54.00	-15.50	3	Horizontal	341	1.34	-
2452MHz	Pass	PK	4.91152G	43.17	74.00	-30.83	3	Horizontal	108	1.07	-
2452MHz	Pass	PK	7.36392G	48.76	74.00	-25.24	3	Horizontal	341	1.34	-

802.11b_Nss1,(1Mbps)_4TX

2412MHz_TX

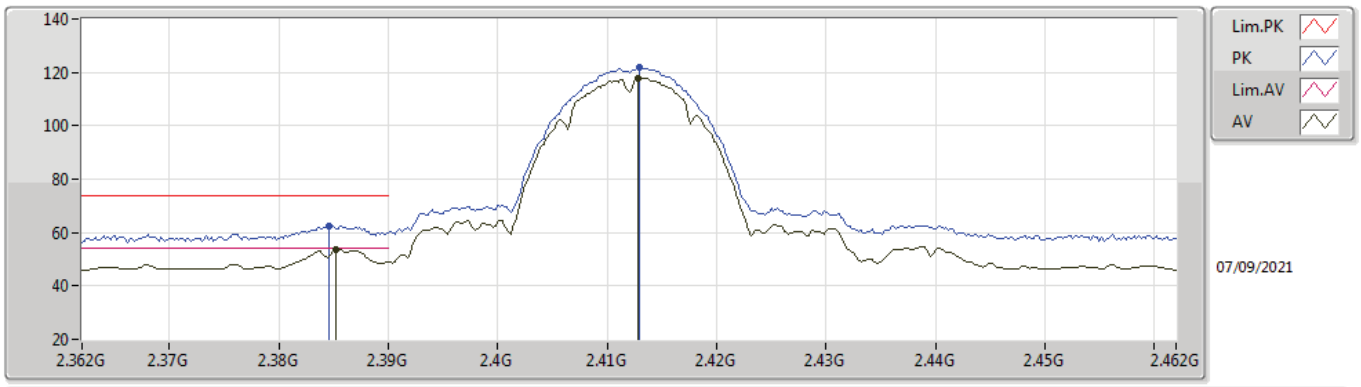

Type	Freq	Level	Limit	Margin	Factor	Dist	Condition	Azimuth	Height	Comment	Raw	AF	CL	PA
	(Hz)	(dBuV/m)	(dBuV/m)	(dB)	(dB)	(m)		(°)	(m)		(dBuV)	(dB)	(dB)	(dB)
AV	2.3852G	53.83	54.00	-0.17	32.02	3	Vertical	352	2.58	-	21.81	27.66	4.36	-
AV	2.4128G	117.77	Inf	-Inf	32.00	3	Vertical	352	2.58	-	85.77	27.60	4.40	-
PK	2.3846G	62.37	74.00	-11.63	32.02	3	Vertical	352	2.58	-	30.35	27.66	4.36	-
PK	2.413G	121.96	Inf	-Inf	32.00	3	Vertical	352	2.58	-	89.96	27.60	4.40	-

802.11b_Nss1,(1Mbps)_4TX

2412MHz_TX

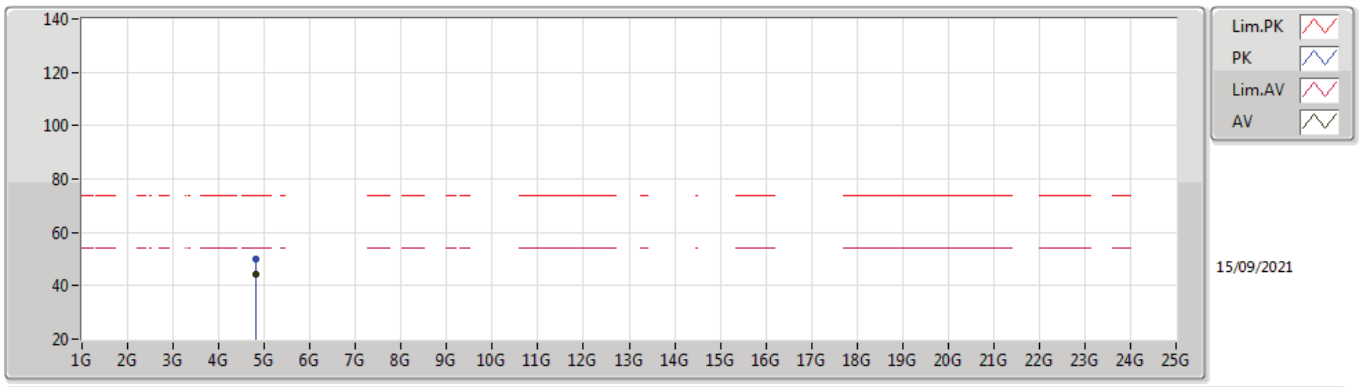

Type	Freq	Level	Limit	Margin	Factor	Dist	Condition	Azimuth	Height	Comment	Raw	AF	CL	PA
	(Hz)	(dBuV/m)	(dBuV/m)	(dB)	(dB)	(m)		(°)	(m)		(dBuV)	(dB)	(dB)	(dB)
AV	4.824G	44.17	54.00	-9.83	8.19	3	Vertical	248	1.27	-	35.98	31.15	6.27	29.23
PK	4.82388G	50.17	74.00	-23.83	8.19	3	Vertical	248	1.27	-	41.98	31.15	6.27	29.23

802.11b_Nss1,(1Mbps)_4TX

2412MHz_TX

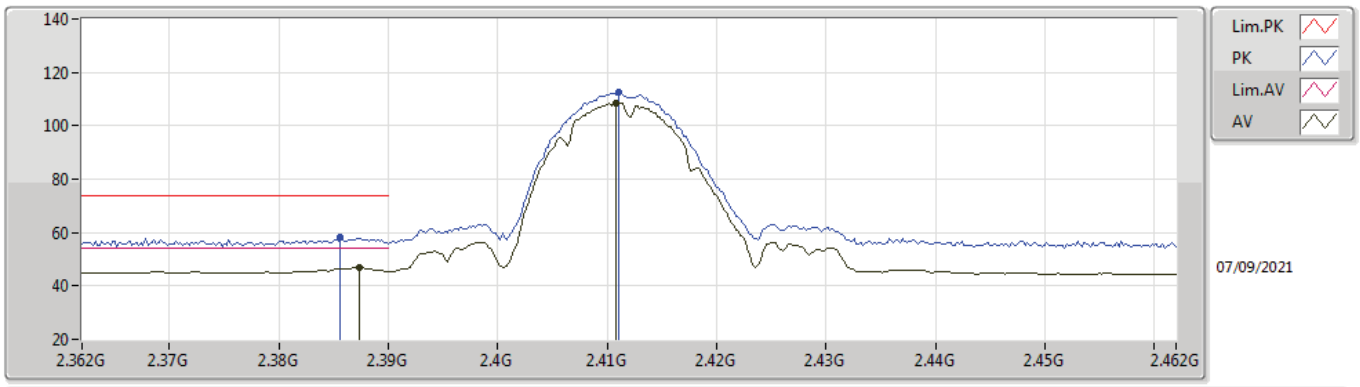

Type	Freq	Level	Limit	Margin	Factor	Dist	Condition	Azimuth	Height	Comment	Raw	AF	CL	PA
	(Hz)	(dBuV/m)	(dBuV/m)	(dB)	(dB)	(m)		(°)	(m)		(dBuV)	(dB)	(dB)	(dB)
AV	2.3874G	46.80	54.00	-7.20	32.02	3	Horizontal	86	1.26	-	14.78	27.65	4.37	-
AV	2.4108G	108.43	Inf	-Inf	32.00	3	Horizontal	86	1.26	-	76.43	27.60	4.40	-
PK	2.3856G	58.37	74.00	-15.63	32.02	3	Horizontal	86	1.26	-	26.35	27.66	4.36	-
PK	2.411G	112.48	Inf	-Inf	32.00	3	Horizontal	86	1.26	-	80.48	27.60	4.40	-

802.11b_Nss1,(1Mbps)_4TX

2412MHz_TX

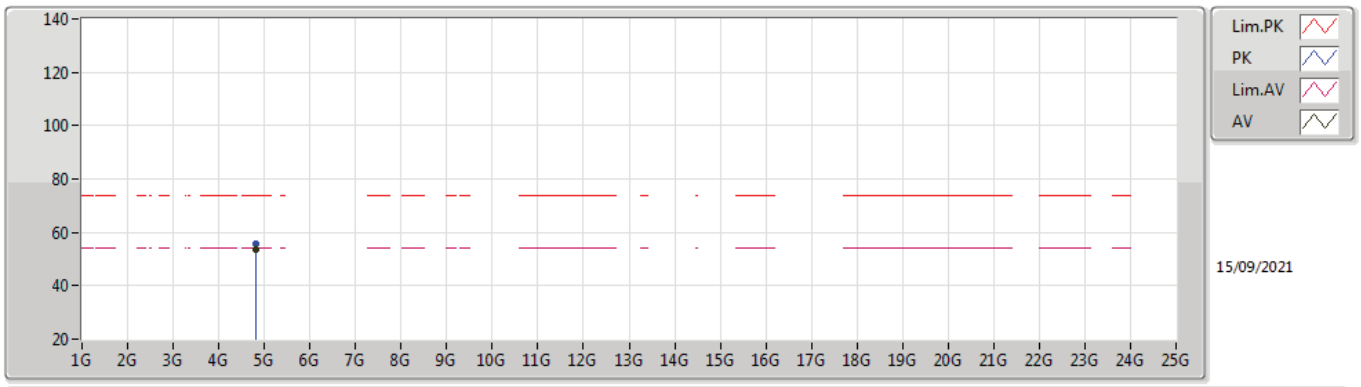

Type	Freq	Level	Limit	Margin	Factor	Dist	Condition	Azimuth	Height	Comment	Raw	AF	CL	PA
	(Hz)	(dBuV/m)	(dBuV/m)	(dB)	(dB)	(m)		(°)	(m)		(dBuV)	(dB)	(dB)	(dB)
AV	4.82402G	53.62	54.00	-0.38	2.97	3	Vertical	244	2.36	-	50.65	31.15	6.27	34.45
PK	4.82412G	55.91	74.00	-18.09	2.97	3	Vertical	244	2.36	-	52.94	31.15	6.27	34.45

802.11b_Nss1,(1Mbps)_4TX

2412MHz_TX

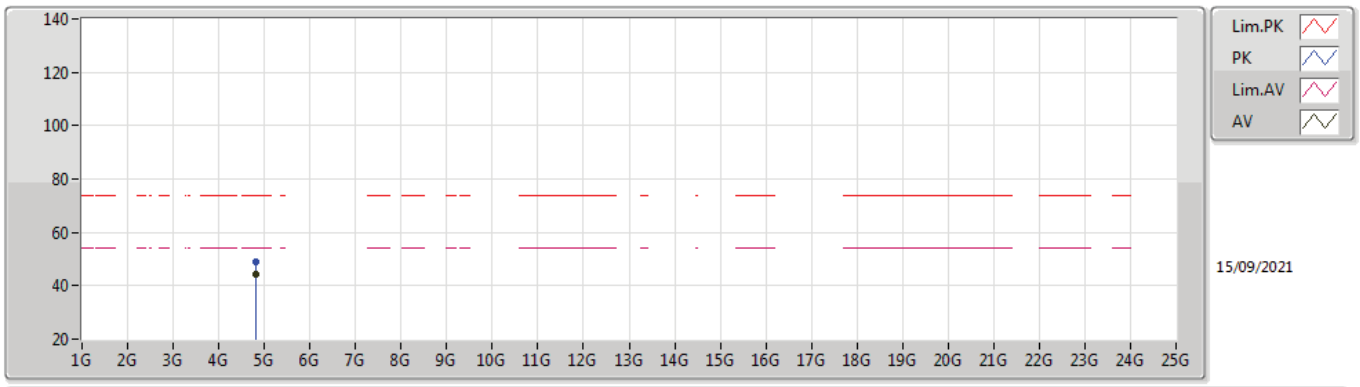

Type	Freq	Level	Limit	Margin	Factor	Dist	Condition	Azimuth	Height	Comment	Raw	AF	CL	PA
	(Hz)	(dBuV/m)	(dBuV/m)	(dB)	(dB)	(m)		(°)	(m)		(dBuV)	(dB)	(dB)	(dB)
AV	4.82406G	44.28	54.00	-9.72	2.97	3	Horizontal	37	1.06	-	41.31	31.15	6.27	34.45
PK	4.82408G	48.80	74.00	-25.20	2.97	3	Horizontal	37	1.06	-	45.83	31.15	6.27	34.45

802.11b_Nss1,(1Mbps)_4TX

2417MHz_TX

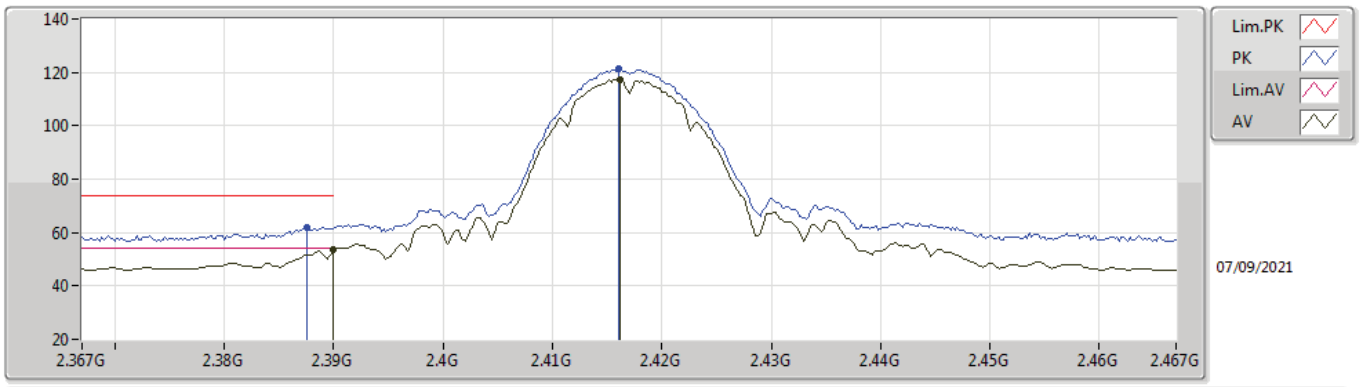

Type	Freq	Level	Limit	Margin	Factor	Dist	Condition	Azimuth	Height	Comment	Raw	AF	CL	PA
	(Hz)	(dBuV/m)	(dBuV/m)	(dB)	(dB)	(m)		(°)	(m)		(dBuV)	(dB)	(dB)	(dB)
AV	2.39G	53.52	54.00	-0.48	32.01	3	Vertical	11	2.59	-	21.51	27.64	4.37	-
AV	2.4162G	117.36	Inf	-Inf	32.00	3	Vertical	11	2.59	-	85.36	27.60	4.40	-
PK	2.3876G	62.02	74.00	-11.98	32.02	3	Vertical	11	2.59	-	30.00	27.65	4.37	-
PK	2.416G	121.44	Inf	-Inf	32.00	3	Vertical	11	2.59	-	89.44	27.60	4.40	-

802.11b_Nss1,(1Mbps)_4TX

2417MHz_TX

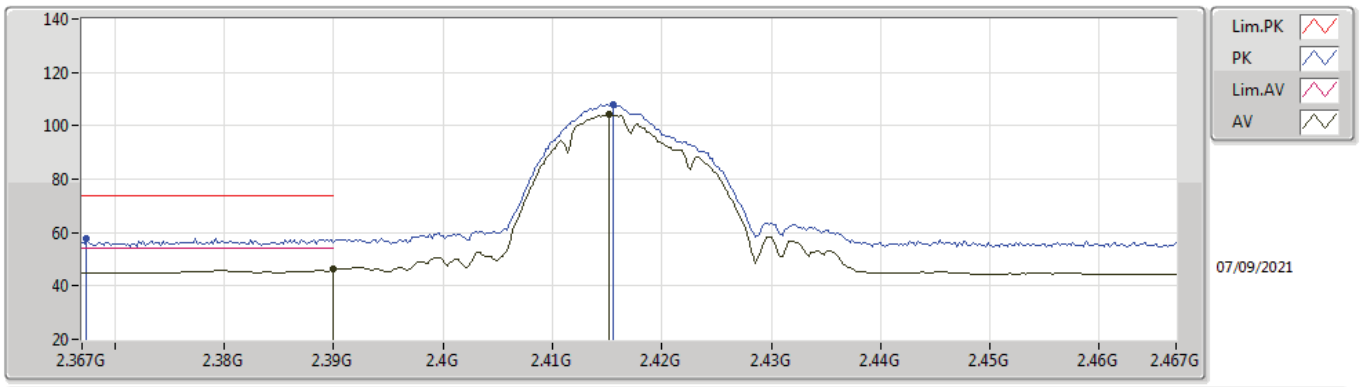

Type	Freq	Level	Limit	Margin	Factor	Dist	Condition	Azimuth	Height	Comment	Raw	AF	CL	PA
	(Hz)	(dBuV/m)	(dBuV/m)	(dB)	(dB)	(m)		(°)	(m)		(dBuV)	(dB)	(dB)	(dB)
AV	2.39G	46.27	54.00	-7.73	32.01	3	Horizontal	101	1.49	-	14.26	27.64	4.37	-
AV	2.4152G	104.31	Inf	-Inf	32.00	3	Horizontal	101	1.49	-	72.31	27.60	4.40	-
PK	2.3674G	57.85	74.00	-16.15	32.08	3	Horizontal	101	1.49	-	25.77	27.73	4.35	-
PK	2.4156G	107.95	Inf	-Inf	32.00	3	Horizontal	101	1.49	-	75.95	27.60	4.40	-

802.11b_Nss1,(1Mbps)_4TX

2437MHz_TX

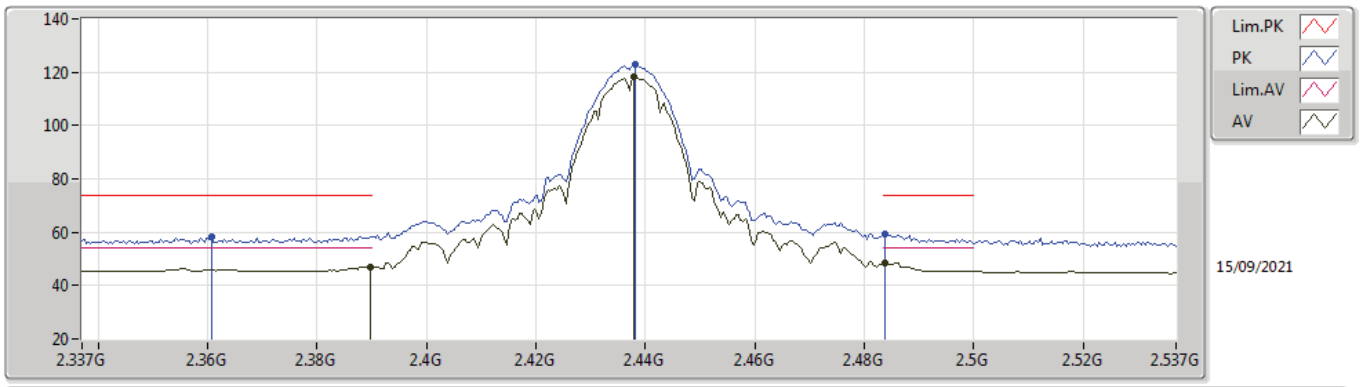

Type	Freq	Level	Limit	Margin	Factor	Dist	Condition	Azimuth	Height	Comment	Raw	AF	CL	PA
	(Hz)	(dBuV/m)	(dBuV/m)	(dB)	(dB)	(m)		(°)	(m)		(dBuV)	(dB)	(dB)	(dB)
AV	2.3898G	47.15	54.00	-6.85	32.01	3	Vertical	332	1.76	-	15.14	27.64	4.37	-
AV	2.4378G	118.22	Inf	-Inf	32.03	3	Vertical	332	1.76	-	86.19	27.60	4.43	-
AV	2.4838G	48.40	54.00	-5.60	32.17	3	Vertical	332	1.76	-	16.23	27.67	4.50	-
PK	2.3606G	58.07	74.00	-15.93	32.10	3	Vertical	332	1.76	-	25.97	27.76	4.34	-
PK	2.4382G	122.96	Inf	-Inf	32.04	3	Vertical	332	1.76	-	90.92	27.60	4.44	-
PK	2.4838G	59.27	74.00	-14.73	32.17	3	Vertical	332	1.76	-	27.10	27.67	4.50	-

802.11b_Nss1,(1Mbps)_4TX

2437MHz_TX

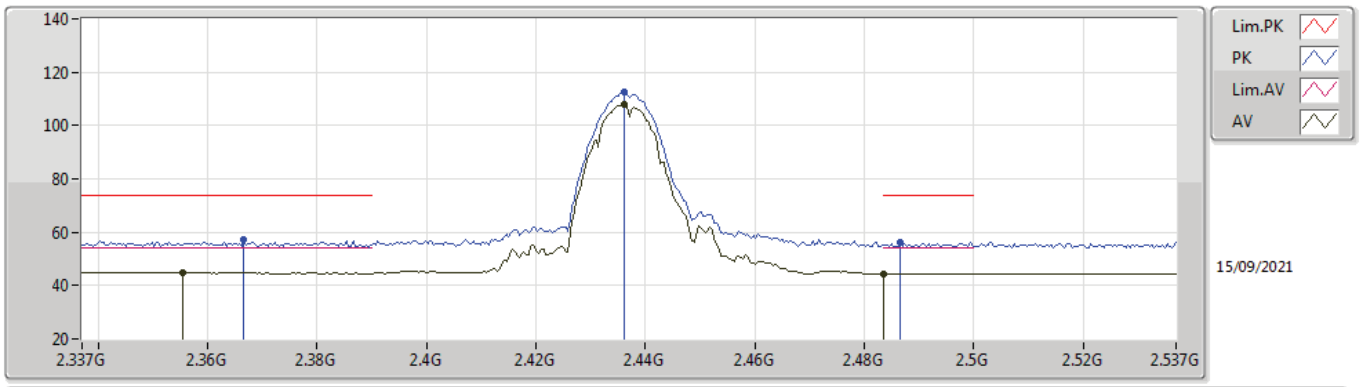

Type	Freq	Level	Limit	Margin	Factor	Dist	Condition	Azimuth	Height	Comment	Raw	AF	CL	PA
	(Hz)	(dBuV/m)	(dBuV/m)	(dB)	(dB)	(m)		(°)	(m)		(dBuV)	(dB)	(dB)	(dB)
AV	2.3554G	44.87	54.00	-9.13	32.11	3	Horizontal	306	1.29	-	12.76	27.78	4.33	-
AV	2.4362G	107.96	Inf	-Inf	32.03	3	Horizontal	306	1.29	-	75.93	27.60	4.43	-
AV	2.4835G	44.47	54.00	-9.53	32.17	3	Horizontal	306	1.29	-	12.30	27.67	4.50	-
PK	2.3666G	57.17	74.00	-16.83	32.07	3	Horizontal	306	1.29	-	25.10	27.73	4.34	-
PK	2.4362G	112.41	Inf	-Inf	32.03	3	Horizontal	306	1.29	-	80.38	27.60	4.43	-
PK	2.4866G	56.13	74.00	-17.87	32.18	3	Horizontal	306	1.29	-	23.95	27.67	4.51	-

802.11b_Nss1,(1Mbps)_4TX

2437MHz_TX

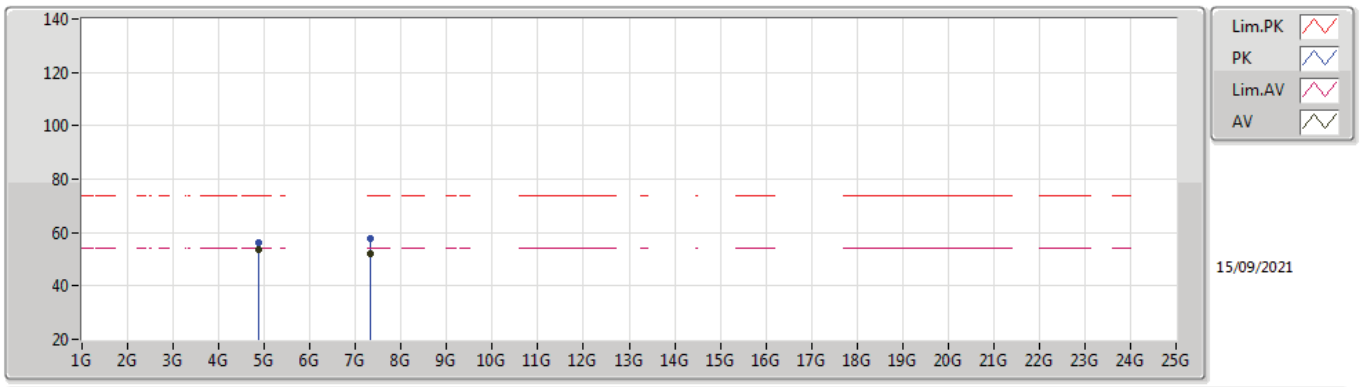

Type	Freq	Level	Limit	Margin	Factor	Dist	Condition	Azimuth	Height	Comment	Raw	AF	CL	PA
	(Hz)	(dBuV/m)	(dBuV/m)	(dB)	(dB)	(m)		(°)	(m)		(dBuV)	(dB)	(dB)	(dB)
AV	4.87412G	53.72	54.00	-0.28	3.06	3	Vertical	338	1.04	-	50.66	31.20	6.30	34.44
AV	7.31042G	51.93	54.00	-2.07	9.61	3	Vertical	96	1.91	-	42.32	36.28	8.14	34.81
PK	4.87408G	56.00	74.00	-18.00	3.06	3	Vertical	338	1.04	-	52.94	31.20	6.30	34.44
PK	7.31022G	57.98	74.00	-16.02	9.61	3	Vertical	96	1.91	-	48.37	36.28	8.14	34.81

802.11b_Nss1,(1Mbps)_4TX

2437MHz_TX

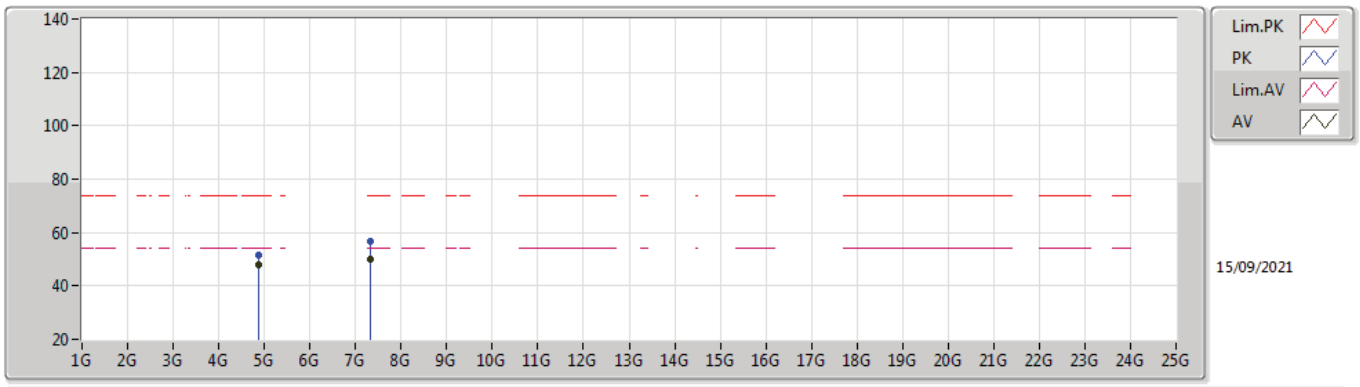

Type	Freq	Level	Limit	Margin	Factor	Dist	Condition	Azimuth	Height	Comment	Raw	AF	CL	PA
	(Hz)	(dBuV/m)	(dBuV/m)	(dB)	(dB)	(m)		(°)	(m)		(dBuV)	(dB)	(dB)	(dB)
AV	4.87412G	48.13	54.00	-5.87	3.06	3	Horizontal	37	1.12	-	45.07	31.20	6.30	34.44
AV	7.31188G	49.77	54.00	-4.23	9.61	3	Horizontal	33	1.00	-	40.16	36.28	8.14	34.81
PK	4.8741G	51.36	74.00	-22.64	3.06	3	Horizontal	37	1.12	-	48.30	31.20	6.30	34.44
PK	7.31216G	56.72	74.00	-17.28	9.61	3	Horizontal	33	1.00	-	47.11	36.28	8.14	34.81

802.11b_Nss1,(1Mbps)_4TX

2457MHz_TX

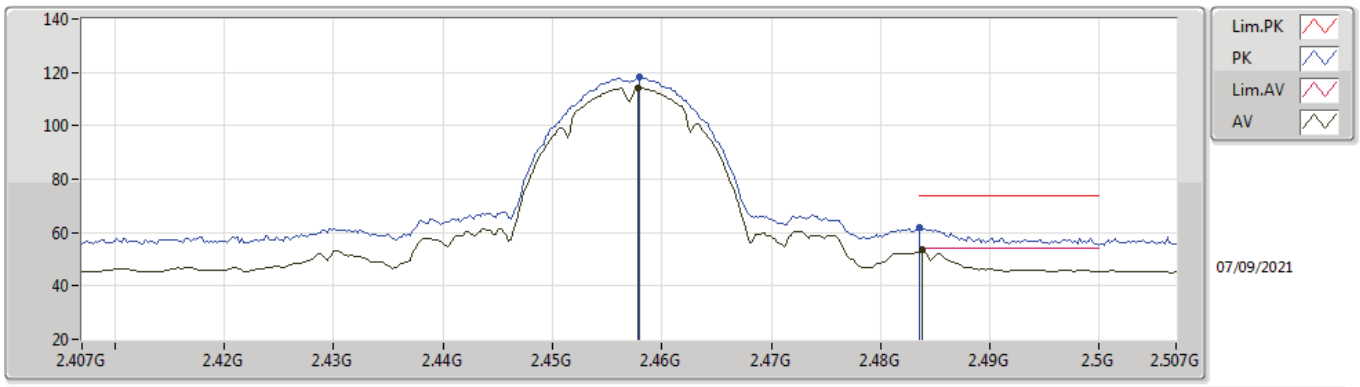

Type	Freq	Level	Limit	Margin	Factor	Dist	Condition	Azimuth	Height	Comment	Raw	AF	CL	PA
	(Hz)	(dBuV/m)	(dBuV/m)	(dB)	(dB)	(m)		(°)	(m)		(dBuV)	(dB)	(dB)	(dB)
AV	2.4578G	113.99	Inf	-Inf	32.08	3	Vertical	292	1.17	-	81.91	27.62	4.46	-
AV	2.4838G	53.60	54.00	-0.40	32.17	3	Vertical	292	1.17	-	21.43	27.67	4.50	-
PK	2.458G	118.15	Inf	-Inf	32.08	3	Vertical	292	1.17	-	86.07	27.62	4.46	-
PK	2.4836G	61.82	74.00	-12.18	32.17	3	Vertical	292	1.17	-	29.65	27.67	4.50	-

802.11b_Nss1,(1Mbps)_4TX

2457MHz_TX

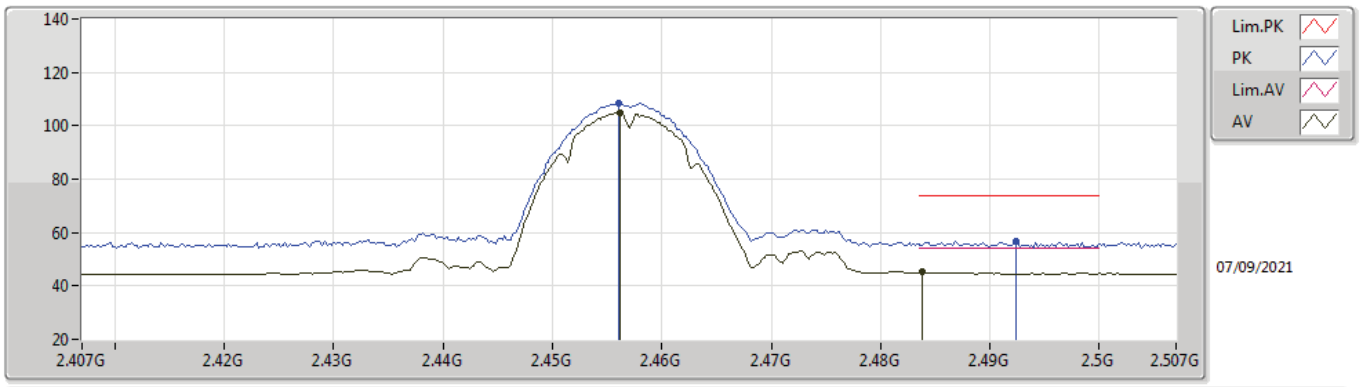

Type	Freq	Level	Limit	Margin	Factor	Dist	Condition	Azimuth	Height	Comment	Raw	AF	CL	PA
	(Hz)	(dBuV/m)	(dBuV/m)	(dB)	(dB)	(m)		(°)	(m)		(dBuV)	(dB)	(dB)	(dB)
AV	2.4562G	104.84	Inf	-Inf	32.07	3	Horizontal	134	1.18	-	72.77	27.61	4.46	-
AV	2.4838G	45.10	54.00	-8.90	32.17	3	Horizontal	134	1.18	-	12.93	27.67	4.50	-
PK	2.456G	108.69	Inf	-Inf	32.07	3	Horizontal	134	1.18	-	76.62	27.61	4.46	-
PK	2.4924G	56.69	74.00	-17.31	32.19	3	Horizontal	134	1.18	-	24.50	27.68	4.51	-

802.11b_Nss1,(1Mbps)_4TX

2462MHz_TX

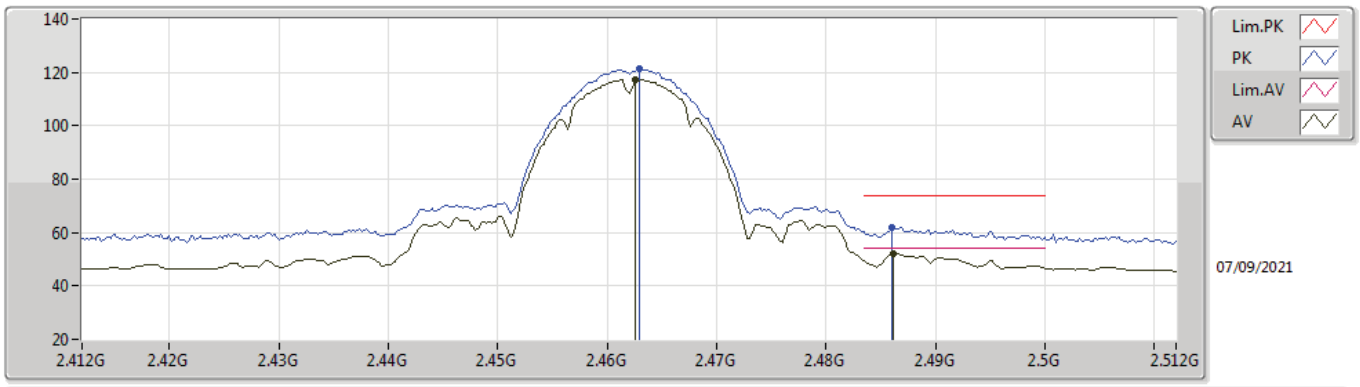

Type	Freq	Level	Limit	Margin	Factor	Dist	Condition	Azimuth	Height	Comment	Raw	AF	CL	PA
	(Hz)	(dBuV/m)	(dBuV/m)	(dB)	(dB)	(m)		(°)	(m)		(dBuV)	(dB)	(dB)	(dB)
AV	2.4626G	117.21	Inf	-Inf	32.10	3	Vertical	349	2.53	-	85.11	27.63	4.47	-
AV	2.4862G	52.23	54.00	-1.77	32.17	3	Vertical	349	2.53	-	20.06	27.67	4.50	-
PK	2.463G	121.44	Inf	-Inf	32.10	3	Vertical	349	2.53	-	89.34	27.63	4.47	-
PK	2.486G	62.02	74.00	-11.98	32.17	3	Vertical	349	2.53	-	29.85	27.67	4.50	-

802.11b_Nss1,(1Mbps)_4TX

2462MHz_TX

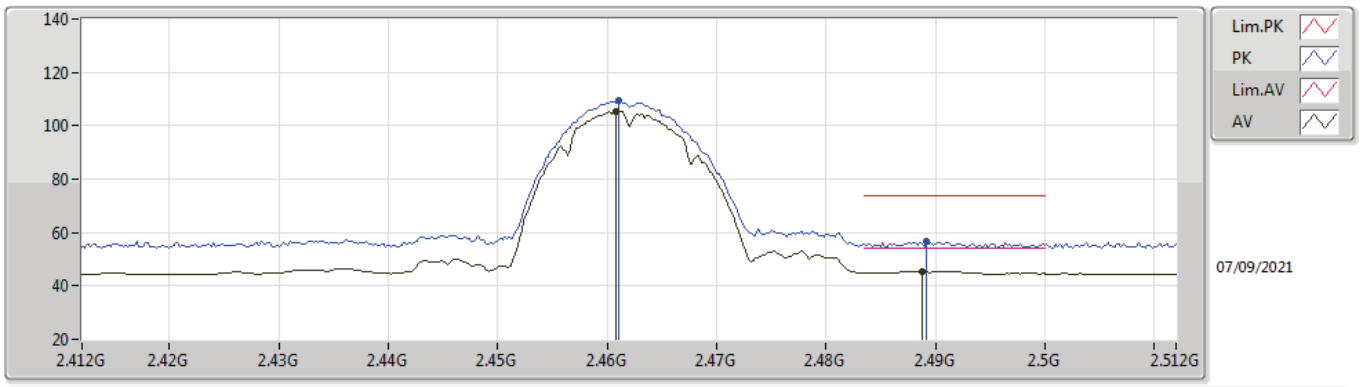

Type	Freq	Level	Limit	Margin	Factor	Dist	Condition	Azimuth	Height	Comment	Raw	AF	CL	PA
	(Hz)	(dBuV/m)	(dBuV/m)	(dB)	(dB)	(m)		(°)	(m)		(dBuV)	(dB)	(dB)	(dB)
AV	2.4608G	105.27	Inf	-Inf	32.09	3	Horizontal	280	1.09	-	73.18	27.62	4.47	-
AV	2.4888G	45.59	54.00	-8.41	32.19	3	Horizontal	280	1.09	-	13.40	27.68	4.51	-
PK	2.461G	109.30	Inf	-Inf	32.09	3	Horizontal	280	1.09	-	77.21	27.62	4.47	-
PK	2.4892G	56.85	74.00	-17.15	32.19	3	Horizontal	280	1.09	-	24.66	27.68	4.51	-

802.11b_Nss1,(1Mbps)_4TX

2462MHz_TX

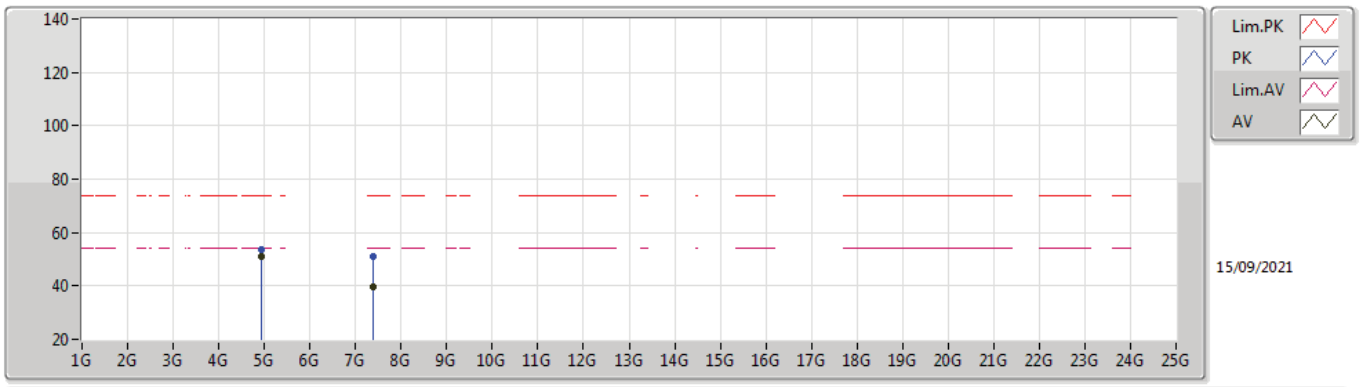

Type	Freq	Level	Limit	Margin	Factor	Dist	Condition	Azimuth	Height	Comment	Raw	AF	CL	PA
	(Hz)	(dBuV/m)	(dBuV/m)	(dB)	(dB)	(m)		(°)	(m)		(dBuV)	(dB)	(dB)	(dB)
AV	4.92404G	51.02	54.00	-2.98	3.14	3	Vertical	211	1.29	-	47.88	31.25	6.33	34.44
AV	7.38682G	39.86	54.00	-14.14	9.41	3	Vertical	193	1.78	-	30.45	36.13	8.11	34.83
PK	4.92396G	53.72	74.00	-20.28	3.14	3	Vertical	211	1.29	-	50.58	31.25	6.33	34.44
PK	7.3875G	50.82	74.00	-23.18	9.40	3	Vertical	193	1.78	-	41.42	36.12	8.11	34.83

802.11b_Nss1,(1Mbps)_4TX

2462MHz_TX

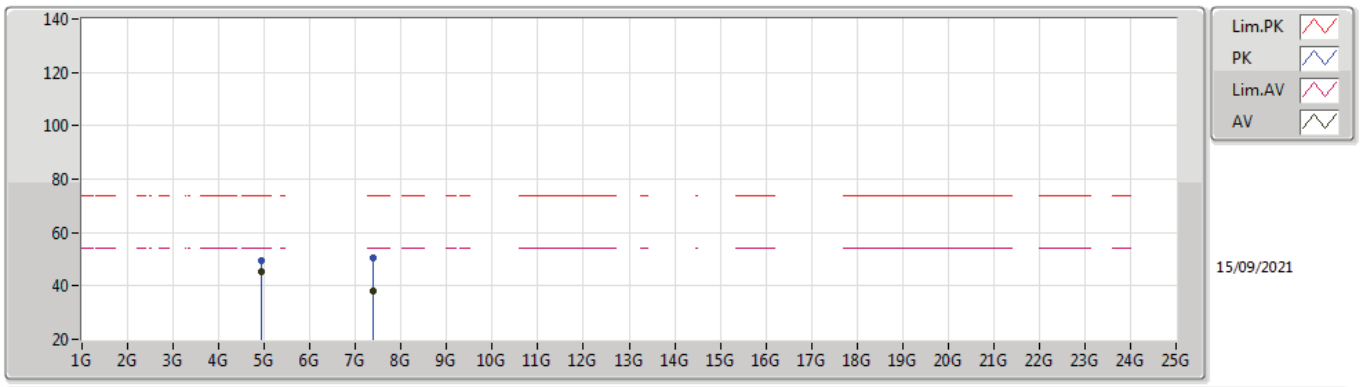

Type	Freq	Level	Limit	Margin	Factor	Dist	Condition	Azimuth	Height	Comment	Raw	AF	CL	PA
	(Hz)	(dBuV/m)	(dBuV/m)	(dB)	(dB)	(m)		(°)	(m)		(dBuV)	(dB)	(dB)	(dB)
AV	4.924G	45.47	54.00	-8.53	3.14	3	Horizontal	33	1.18	-	42.33	31.25	6.33	34.44
AV	7.38526G	38.33	54.00	-15.67	9.42	3	Horizontal	5	2.25	-	28.91	36.13	8.12	34.83
PK	4.92412G	49.55	74.00	-24.45	3.14	3	Horizontal	33	1.18	-	46.41	31.25	6.33	34.44
PK	7.3859G	50.39	74.00	-23.61	9.41	3	Horizontal	5	2.25	-	40.98	36.13	8.11	34.83

802.11g_Nss1,(6Mbps)_4TX

2412MHz_TX

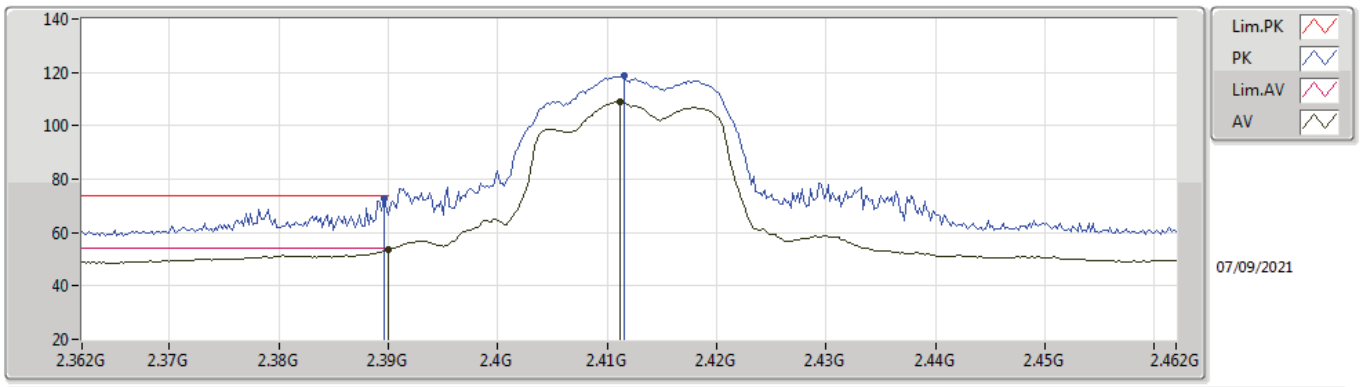

Type	Freq	Level	Limit	Margin	Factor	Dist	Condition	Azimuth	Height	Comment	Raw	AF	CL	PA
	(Hz)	(dBuV/m)	(dBuV/m)	(dB)	(dB)	(m)		(°)	(m)		(dBuV)	(dB)	(dB)	(dB)
AV	2.39G	53.73	54.00	-0.27	32.01	3	Vertical	348	1.57	-	21.72	27.64	4.37	-
AV	2.4112G	108.81	Inf	-Inf	32.00	3	Vertical	348	1.57	-	76.81	27.60	4.40	-
PK	2.3896G	72.74	74.00	-1.26	32.01	3	Vertical	348	1.57	-	40.73	27.64	4.37	-
PK	2.4116G	118.71	Inf	-Inf	32.00	3	Vertical	348	1.57	-	86.71	27.60	4.40	-

802.11g_Nss1,(6Mbps)_4TX

2412MHz_TX

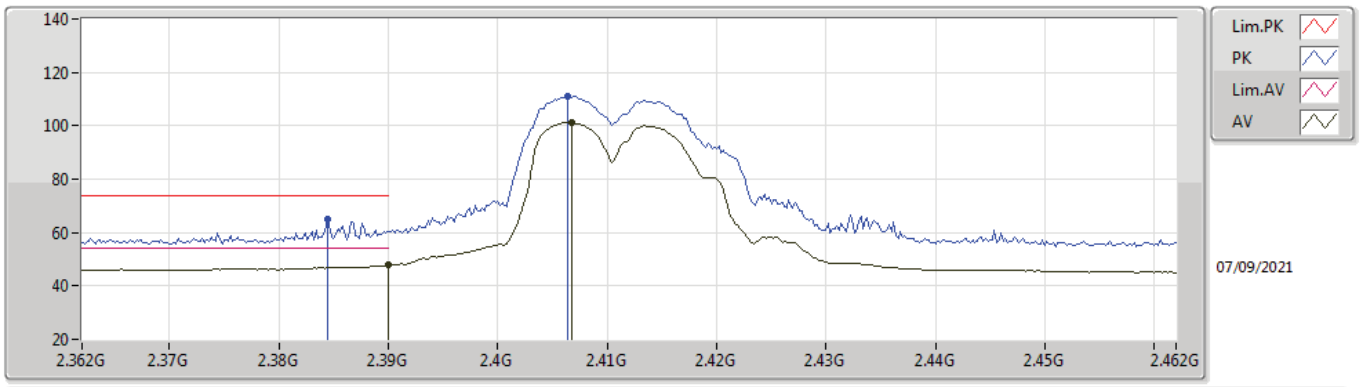

Type	Freq	Level	Limit	Margin	Factor	Dist	Condition	Azimuth	Height	Comment	Raw	AF	CL	PA
	(Hz)	(dBuV/m)	(dBuV/m)	(dB)	(dB)	(m)		(°)	(m)		(dBuV)	(dB)	(dB)	(dB)
AV	2.39G	47.71	54.00	-6.29	32.01	3	Horizontal	86	1.24	-	15.70	27.64	4.37	-
AV	2.4068G	101.29	Inf	-Inf	31.99	3	Horizontal	86	1.24	-	69.30	27.60	4.39	-
PK	2.3844G	65.04	74.00	-8.96	32.02	3	Horizontal	86	1.24	-	33.02	27.66	4.36	-
PK	2.4064G	110.94	Inf	-Inf	31.99	3	Horizontal	86	1.24	-	78.95	27.60	4.39	-

802.11g_Nss1,(6Mbps)_4TX

2412MHz_TX

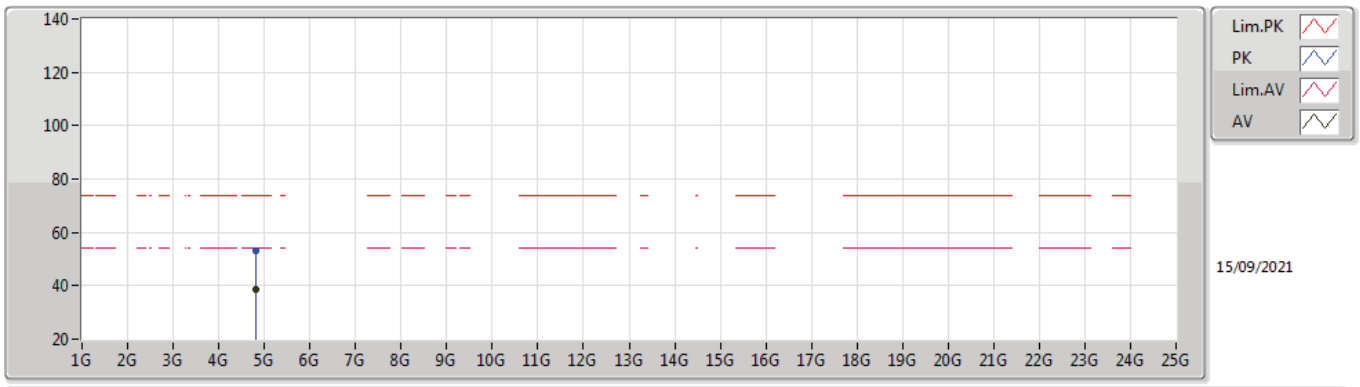

Type	Freq	Level	Limit	Margin	Factor	Dist	Condition	Azimuth	Height	Comment	Raw	AF	CL	PA
	(Hz)	(dBuV/m)	(dBuV/m)	(dB)	(dB)	(m)		(°)	(m)		(dBuV)	(dB)	(dB)	(dB)
AV	4.82688G	38.61	54.00	-15.39	2.98	3	Vertical	124	2.57	-	35.63	31.15	6.28	34.45
PK	4.82632G	52.99	74.00	-21.01	2.98	3	Vertical	124	2.57	-	50.01	31.15	6.28	34.45

802.11g_Nss1,(6Mbps)_4TX

2412MHz_TX

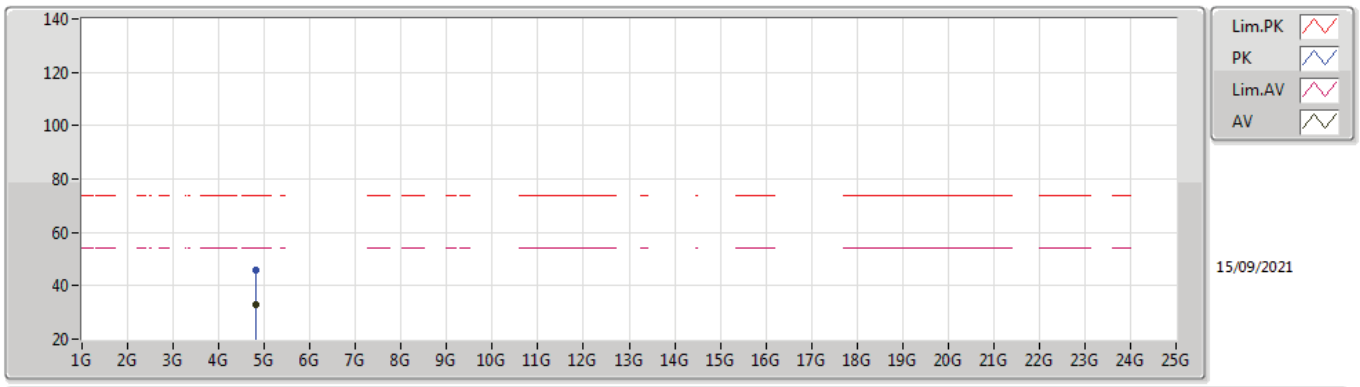

Type	Freq	Level	Limit	Margin	Factor	Dist	Condition	Azimuth	Height	Comment	Raw	AF	CL	PA
	(Hz)	(dBuV/m)	(dBuV/m)	(dB)	(dB)	(m)		(°)	(m)		(dBuV)	(dB)	(dB)	(dB)
AV	4.82664G	32.98	54.00	-21.02	2.98	3	Horizontal	41	1.11	-	30.00	31.15	6.28	34.45
PK	4.82684G	46.00	74.00	-28.00	2.98	3	Horizontal	41	1.11	-	43.02	31.15	6.28	34.45

802.11g_Nss1,(6Mbps)_4TX

2417MHz_TX

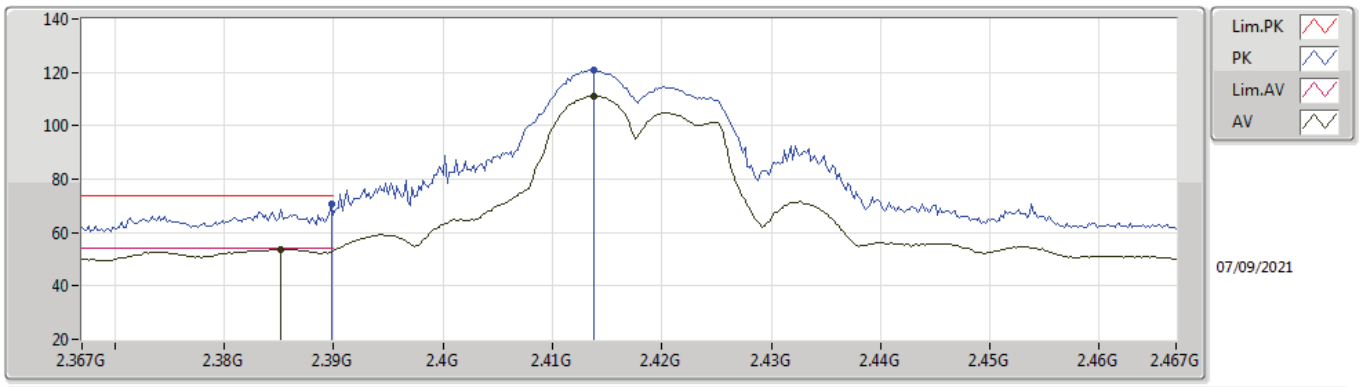

Type	Freq	Level	Limit	Margin	Factor	Dist	Condition	Azimuth	Height	Comment	Raw	AF	CL	PA
	(Hz)	(dBuV/m)	(dBuV/m)	(dB)	(dB)	(m)		(°)	(m)		(dBuV)	(dB)	(dB)	(dB)
AV	2.3852G	53.86	54.00	-0.14	32.02	3	Vertical	21	1.56	-	21.84	27.66	4.36	-
AV	2.4138G	111.08	Inf	-Inf	32.00	3	Vertical	21	1.56	-	79.08	27.60	4.40	-
PK	2.3898G	70.60	74.00	-3.40	32.01	3	Vertical	21	1.56	-	38.59	27.64	4.37	-
PK	2.4138G	120.76	Inf	-Inf	32.00	3	Vertical	21	1.56	-	88.76	27.60	4.40	-

802.11g_Nss1,(6Mbps)_4TX

2417MHz_TX

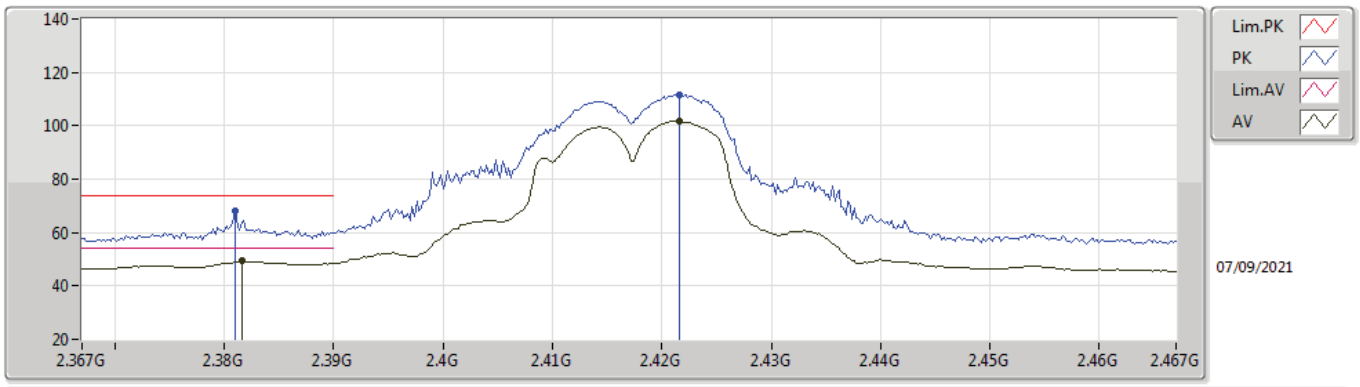

Type	Freq	Level	Limit	Margin	Factor	Dist	Condition	Azimuth	Height	Comment	Raw	AF	CL	PA
	(Hz)	(dBuV/m)	(dBuV/m)	(dB)	(dB)	(m)		(°)	(m)		(dBuV)	(dB)	(dB)	(dB)
AV	2.3816G	49.25	54.00	-4.75	32.03	3	Horizontal	66	1.11	-	17.22	27.67	4.36	-
AV	2.4216G	101.67	Inf	-Inf	32.01	3	Horizontal	66	1.11	-	69.66	27.60	4.41	-
PK	2.381G	68.33	74.00	-5.67	32.04	3	Horizontal	66	1.11	-	36.29	27.68	4.36	-
PK	2.4216G	111.71	Inf	-Inf	32.01	3	Horizontal	66	1.11	-	79.70	27.60	4.41	-

802.11g_Nss1,(6Mbps)_4TX

2437MHz_TX

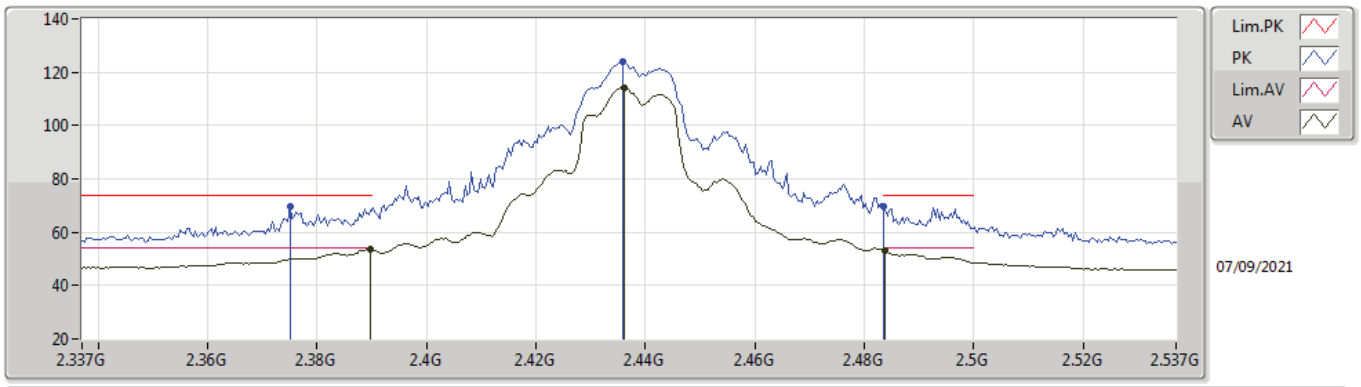

Type	Freq	Level	Limit	Margin	Factor	Dist	Condition	Azimuth	Height	Comment	Raw	AF	CL	PA
	(Hz)	(dBuV/m)	(dBuV/m)	(dB)	(dB)	(m)		(°)	(m)		(dBuV)	(dB)	(dB)	(dB)
AV	2.3898G	53.62	54.00	-0.38	32.01	3	Vertical	345	1.98	-	21.61	27.64	4.37	-
AV	2.4362G	114.37	Inf	-Inf	32.03	3	Vertical	345	1.98	-	82.34	27.60	4.43	-
AV	2.4838G	53.23	54.00	-0.77	32.17	3	Vertical	345	1.98	-	21.06	27.67	4.50	-
PK	2.375G	69.68	74.00	-4.32	32.05	3	Vertical	345	1.98	-	37.63	27.70	4.35	-
PK	2.4358G	123.88	Inf	-Inf	32.03	3	Vertical	345	1.98	-	91.85	27.60	4.43	-
PK	2.4835G	69.60	74.00	-4.40	32.17	3	Vertical	345	1.98	-	37.43	27.67	4.50	-

802.11g_Nss1,(6Mbps)_4TX

2437MHz_TX

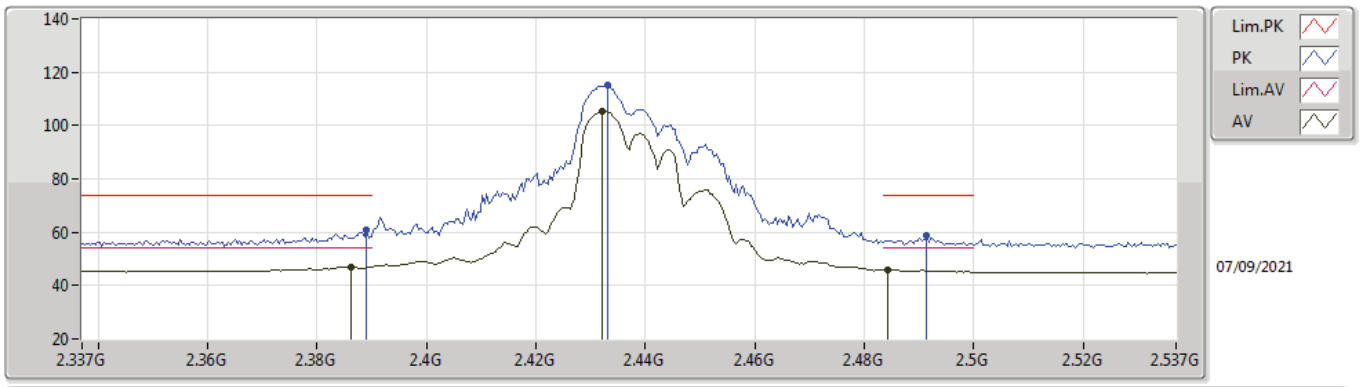

Type	Freq	Level	Limit	Margin	Factor	Dist	Condition	Azimuth	Height	Comment	Raw	AF	CL	PA
	(Hz)	(dBuV/m)	(dBuV/m)	(dB)	(dB)	(m)		(°)	(m)		(dBuV)	(dB)	(dB)	(dB)
AV	2.3862G	46.94	54.00	-7.06	32.03	3	Horizontal	95	1.09	-	14.91	27.66	4.37	-
AV	2.4322G	105.38	Inf	-Inf	32.03	3	Horizontal	95	1.09	-	73.35	27.60	4.43	-
AV	2.4842G	46.03	54.00	-7.97	32.17	3	Horizontal	95	1.09	-	13.86	27.67	4.50	-
PK	2.389G	60.76	74.00	-13.24	32.01	3	Horizontal	95	1.09	-	28.75	27.64	4.37	-
PK	2.433G	114.97	Inf	-Inf	32.03	3	Horizontal	95	1.09	-	82.94	27.60	4.43	-
PK	2.4914G	58.64	74.00	-15.36	32.19	3	Horizontal	95	1.09	-	26.45	27.68	4.51	-

802.11g_Nss1,(6Mbps)_4TX

2437MHz_TX

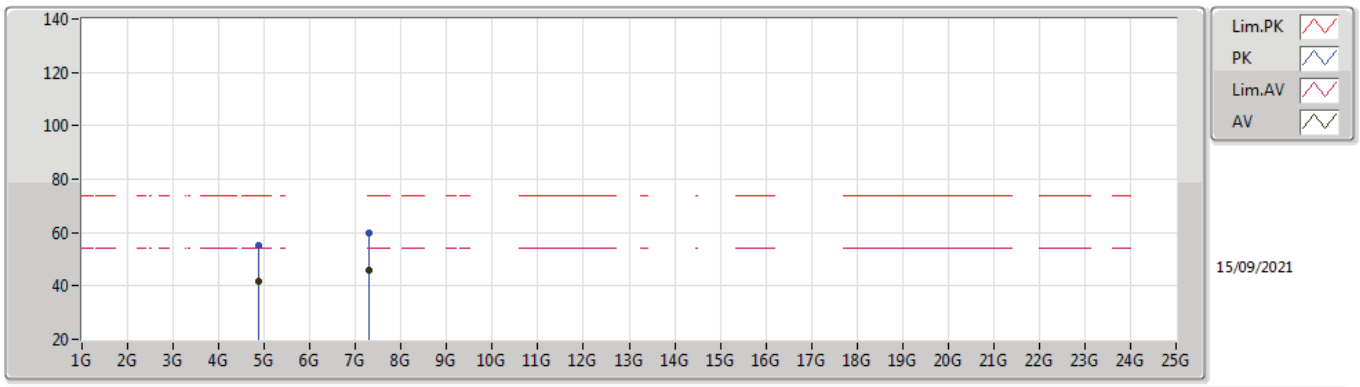

Type	Freq	Level	Limit	Margin	Factor	Dist	Condition	Azimuth	Height	Comment	Raw	AF	CL	PA
	(Hz)	(dBuV/m)	(dBuV/m)	(dB)	(dB)	(m)		(°)	(m)		(dBuV)	(dB)	(dB)	(dB)
AV	4.87704G	41.77	54.00	-12.23	3.07	3	Vertical	50	1.25	-	38.70	31.20	6.31	34.44
AV	7.30948G	45.67	54.00	-8.33	9.61	3	Vertical	97	2.05	-	36.06	36.28	8.14	34.81
PK	4.87788G	55.10	74.00	-18.90	3.07	3	Vertical	50	1.25	-	52.03	31.20	6.31	34.44
PK	7.30968G	59.73	74.00	-14.27	9.61	3	Vertical	97	2.05	-	50.12	36.28	8.14	34.81

802.11g_Nss1,(6Mbps)_4TX

2437MHz_TX

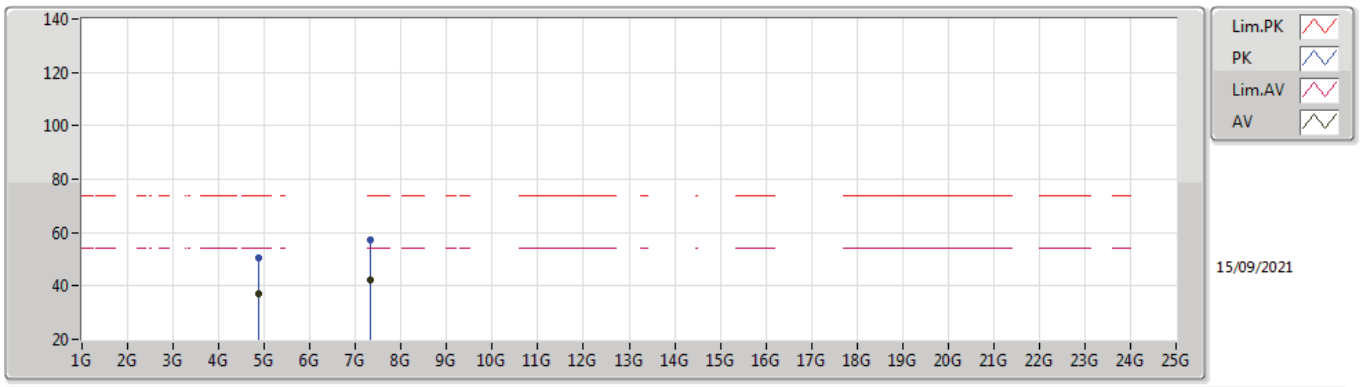

Type	Freq	Level	Limit	Margin	Factor	Dist	Condition	Azimuth	Height	Comment	Raw	AF	CL	PA
	(Hz)	(dBuV/m)	(dBuV/m)	(dB)	(dB)	(m)		(°)	(m)		(dBuV)	(dB)	(dB)	(dB)
AV	4.87692G	37.04	54.00	-16.96	3.07	3	Horizontal	38	1.00	-	33.97	31.20	6.31	34.44
AV	7.3118G	42.40	54.00	-11.60	9.61	3	Horizontal	35	1.00	-	32.79	36.28	8.14	34.81
PK	4.8768G	50.40	74.00	-23.60	3.07	3	Horizontal	38	1.00	-	47.33	31.20	6.31	34.44
PK	7.3142G	57.27	74.00	-16.73	9.60	3	Horizontal	35	1.00	-	47.67	36.27	8.14	34.81

802.11g_Nss1,(6Mbps)_4TX

2457MHz_TX

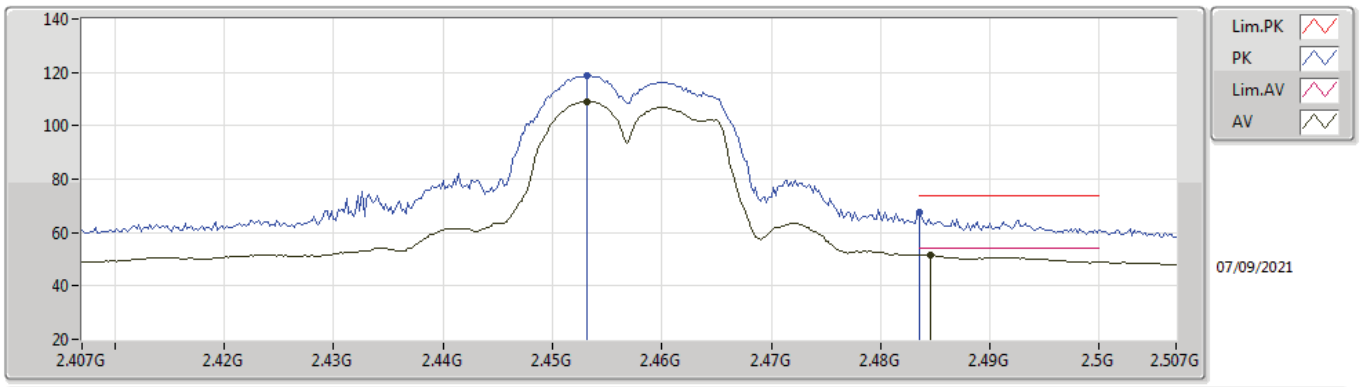

Type	Freq	Level	Limit	Margin	Factor	Dist	Condition	Azimuth	Height	Comment	Raw	AF	CL	PA
	(Hz)	(dBuV/m)	(dBuV/m)	(dB)	(dB)	(m)		(°)	(m)		(dBuV)	(dB)	(dB)	(dB)
AV	2.4532G	109.08	Inf	-Inf	32.07	3	Vertical	19	1.58	-	77.01	27.61	4.46	-
AV	2.4846G	51.53	54.00	-2.47	32.17	3	Vertical	19	1.58	-	19.36	27.67	4.50	-
PK	2.4532G	118.96	Inf	-Inf	32.07	3	Vertical	19	1.58	-	86.89	27.61	4.46	-
PK	2.4835G	67.47	74.00	-6.53	32.17	3	Vertical	19	1.58	-	35.30	27.67	4.50	-

802.11g_Nss1,(6Mbps)_4TX

2457MHz_TX

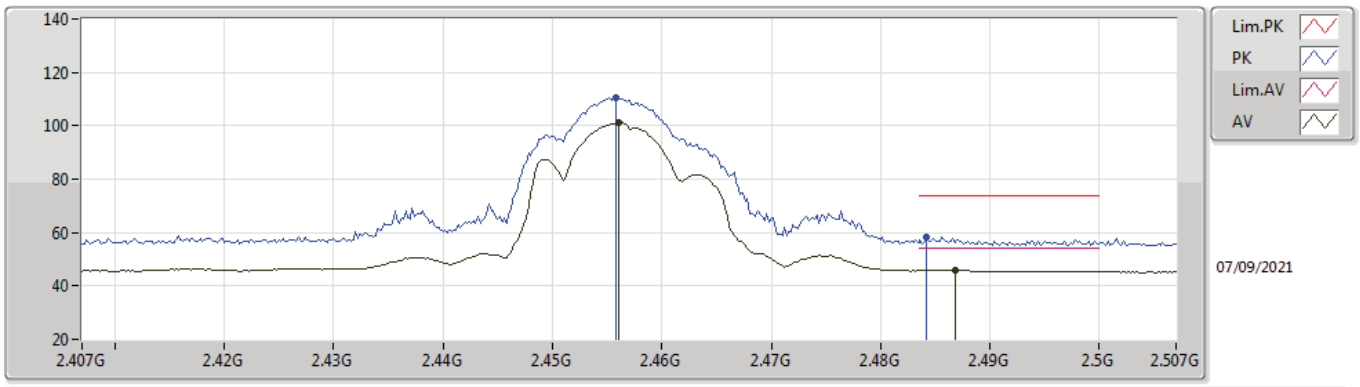

Type	Freq	Level	Limit	Margin	Factor	Dist	Condition	Azimuth	Height	Comment	Raw	AF	CL	PA
	(Hz)	(dBuV/m)	(dBuV/m)	(dB)	(dB)	(m)		(°)	(m)		(dBuV)	(dB)	(dB)	(dB)
AV	2.456G	101.06	Inf	-Inf	32.07	3	Horizontal	269	1.00	-	68.99	27.61	4.46	-
AV	2.4868G	45.92	54.00	-8.08	32.18	3	Horizontal	269	1.00	-	13.74	27.67	4.51	-
PK	2.4558G	110.46	Inf	-Inf	32.07	3	Horizontal	269	1.00	-	78.39	27.61	4.46	-
PK	2.4842G	58.24	74.00	-15.76	32.17	3	Horizontal	269	1.00	-	26.07	27.67	4.50	-

802.11g_Nss1,(6Mbps)_4TX

2462MHz_TX

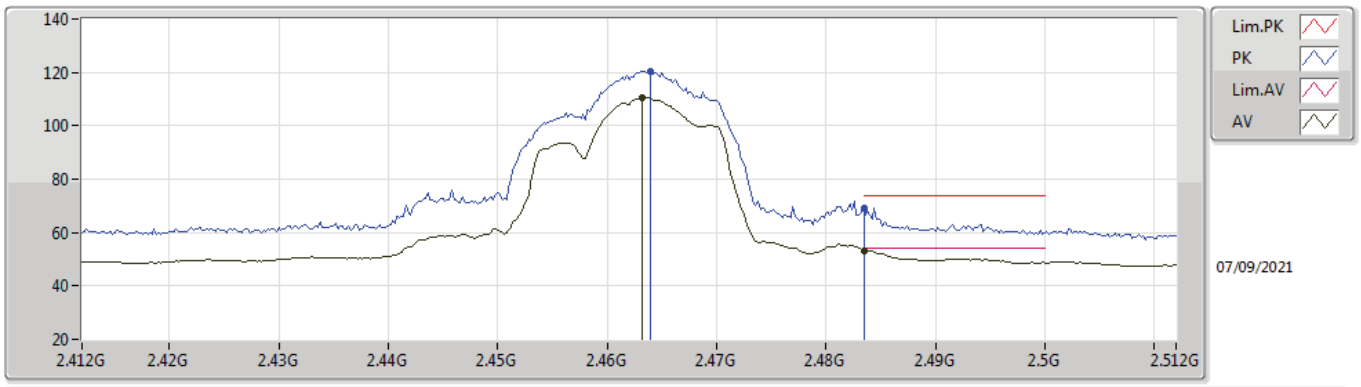

Type	Freq	Level	Limit	Margin	Factor	Dist	Condition	Azimuth	Height	Comment	Raw	AF	CL	PA
	(Hz)	(dBuV/m)	(dBuV/m)	(dB)	(dB)	(m)		(°)	(m)		(dBuV)	(dB)	(dB)	(dB)
AV	2.4632G	110.46	Inf	-Inf	32.10	3	Vertical	356	2.22	-	78.36	27.63	4.47	-
AV	2.4835G	53.33	54.00	-0.67	32.17	3	Vertical	356	2.22	-	21.16	27.67	4.50	-
PK	2.464G	120.53	Inf	-Inf	32.10	3	Vertical	356	2.22	-	88.43	27.63	4.47	-
PK	2.4835G	69.06	74.00	-4.94	32.17	3	Vertical	356	2.22	-	36.89	27.67	4.50	-

802.11g_Nss1,(6Mbps)_4TX

2462MHz_TX

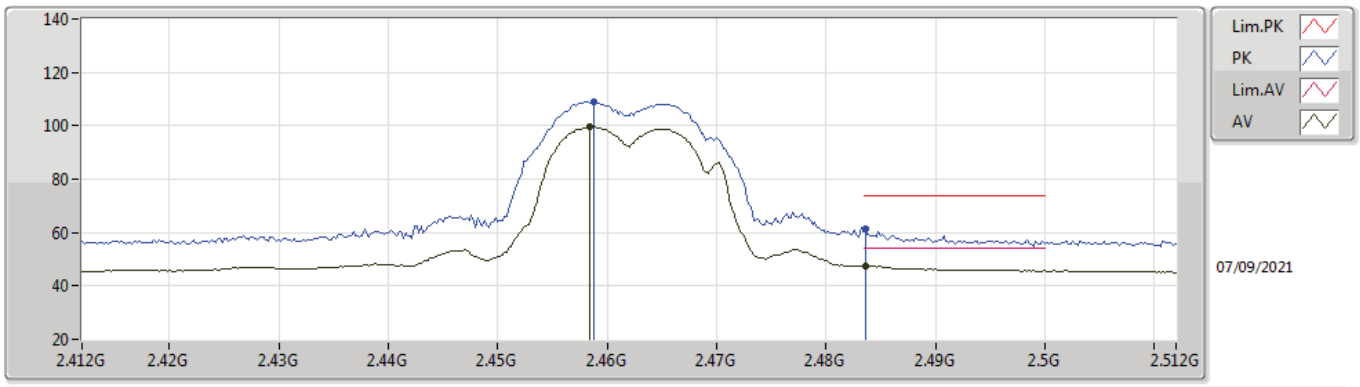

Type	Freq	Level	Limit	Margin	Factor	Dist	Condition	Azimuth	Height	Comment	Raw	AF	CL	PA
	(Hz)	(dBuV/m)	(dBuV/m)	(dB)	(dB)	(m)		(°)	(m)		(dBuV)	(dB)	(dB)	(dB)
AV	2.4584G	99.49	Inf	-Inf	32.08	3	Horizontal	63	1.02	-	67.41	27.62	4.46	-
AV	2.4836G	47.45	54.00	-6.55	32.17	3	Horizontal	63	1.02	-	15.28	27.67	4.50	-
PK	2.4588G	109.14	Inf	-Inf	32.09	3	Horizontal	63	1.02	-	77.05	27.62	4.47	-
PK	2.4836G	61.38	74.00	-12.62	32.17	3	Horizontal	63	1.02	-	29.21	27.67	4.50	-

802.11g_Nss1,(6Mbps)_4TX

2462MHz_TX

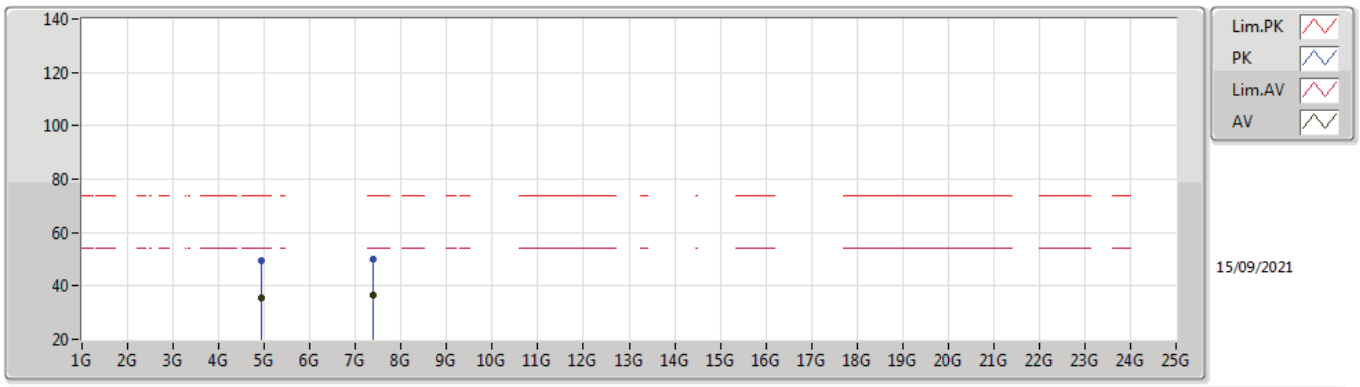

Type	Freq	Level	Limit	Margin	Factor	Dist	Condition	Azimuth	Height	Comment	Raw	AF	CL	PA
	(Hz)	(dBuV/m)	(dBuV/m)	(dB)	(dB)	(m)		(°)	(m)		(dBuV)	(dB)	(dB)	(dB)
AV	4.92824G	35.60	54.00	-18.40	3.16	3	Vertical	145	1.33	-	32.44	31.26	6.34	34.44
AV	7.3836G	36.67	54.00	-17.33	9.42	3	Vertical	162	1.74	-	27.25	36.13	8.12	34.83
PK	4.92648G	49.46	74.00	-24.54	3.15	3	Vertical	145	1.33	-	46.31	31.25	6.34	34.44
PK	7.3834G	50.19	74.00	-23.81	9.42	3	Vertical	162	1.74	-	40.77	36.13	8.12	34.83

802.11g_Nss1,(6Mbps)_4TX

2462MHz_TX

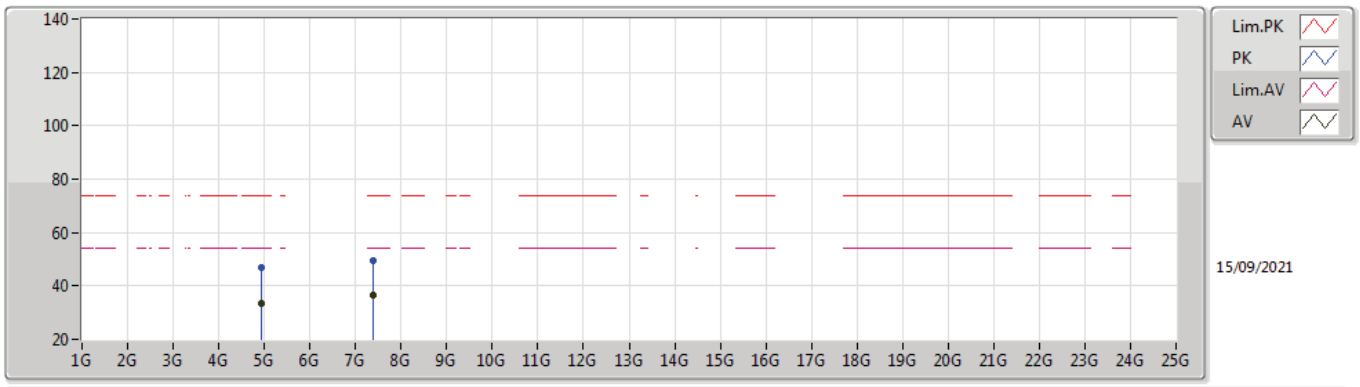

Type	Freq	Level	Limit	Margin	Factor	Dist	Condition	Azimuth	Height	Comment	Raw	AF	CL	PA
	(Hz)	(dBuV/m)	(dBuV/m)	(dB)	(dB)	(m)		(°)	(m)		(dBuV)	(dB)	(dB)	(dB)
AV	4.9266G	33.19	54.00	-20.81	3.15	3	Horizontal	37	1.18	-	30.04	31.25	6.34	34.44
AV	7.38568G	36.40	54.00	-17.60	9.42	3	Horizontal	32	1.06	-	26.98	36.13	8.12	34.83
PK	4.9258G	47.01	74.00	-26.99	3.15	3	Horizontal	37	1.18	-	43.86	31.25	6.34	34.44
PK	7.38188G	49.60	74.00	-24.40	9.43	3	Horizontal	32	1.06	-	40.17	36.14	8.12	34.83

802.11ax HEW20_Nss1,(MCS0)_4TX

2412MHz_TX

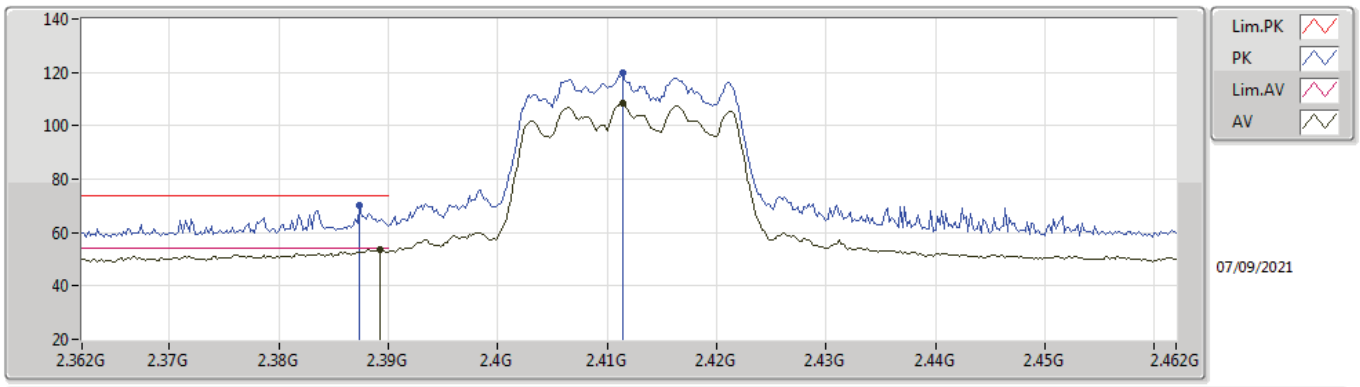

Type	Freq	Level	Limit	Margin	Factor	Dist	Condition	Azimuth	Height	Comment	Raw	AF	CL	PA
	(Hz)	(dBuV/m)	(dBuV/m)	(dB)	(dB)	(m)		(°)	(m)		(dBuV)	(dB)	(dB)	(dB)
AV	2.3892G	53.76	54.00	-0.24	32.01	3	Vertical	353	1.82	-	21.75	27.64	4.37	-
AV	2.4114G	108.39	Inf	-Inf	32.00	3	Vertical	353	1.82	-	76.39	27.60	4.40	-
PK	2.3874G	69.92	74.00	-4.08	32.02	3	Vertical	353	1.82	-	37.90	27.65	4.37	-
PK	2.4114G	119.77	Inf	-Inf	32.00	3	Vertical	353	1.82	-	87.77	27.60	4.40	-

802.11ax HEW20_Nss1,(MCS0)_4TX

2412MHz_TX

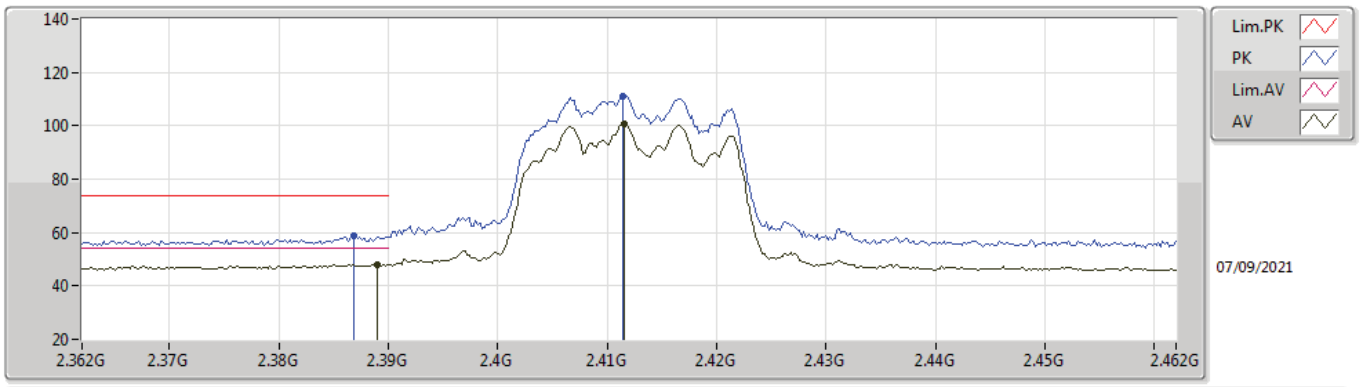

Type	Freq	Level	Limit	Margin	Factor	Dist	Condition	Azimuth	Height	Comment	Raw	AF	CL	PA
	(Hz)	(dBuV/m)	(dBuV/m)	(dB)	(dB)	(m)		(°)	(m)		(dBuV)	(dB)	(dB)	(dB)
AV	2.389G	48.02	54.00	-5.98	32.01	3	Horizontal	88	1.50	-	16.01	27.64	4.37	-
AV	2.4116G	100.91	Inf	-Inf	32.00	3	Horizontal	88	1.50	-	68.91	27.60	4.40	-
PK	2.3868G	58.73	74.00	-15.27	32.02	3	Horizontal	88	1.50	-	26.71	27.65	4.37	-
PK	2.4114G	111.27	Inf	-Inf	32.00	3	Horizontal	88	1.50	-	79.27	27.60	4.40	-

802.11ax HEW20_Nss1,(MCS0)_4TX

2412MHz_TX

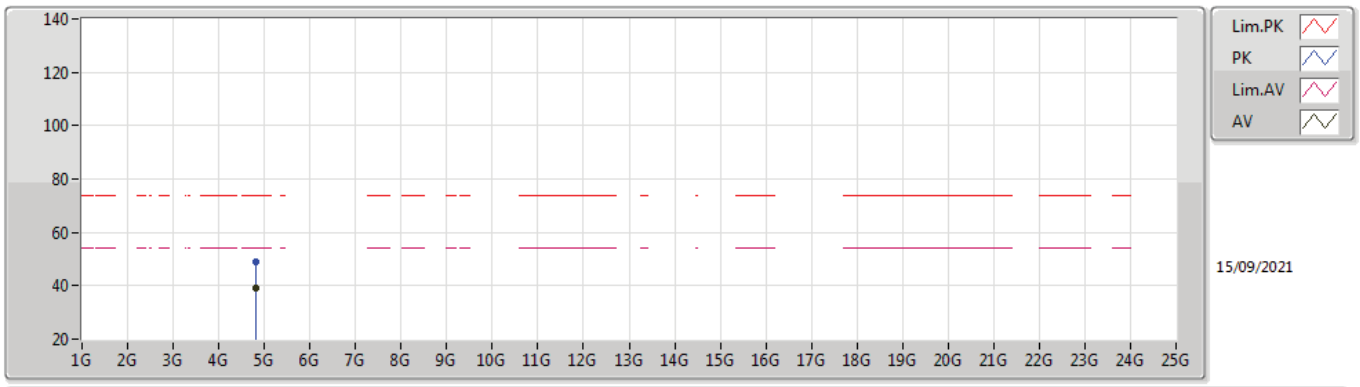

Type	Freq	Level	Limit	Margin	Factor	Dist	Condition	Azimuth	Height	Comment	Raw	AF	CL	PA
	(Hz)	(dBuV/m)	(dBuV/m)	(dB)	(dB)	(m)		(°)	(m)		(dBuV)	(dB)	(dB)	(dB)
PK	4.82512G	48.86	74.00	-25.14	2.98	3	Vertical	115	1.27	-	45.88	31.15	6.28	34.45
AV	4.82532G	39.15	54.00	-14.85	2.98	3	Vertical	115	1.27	-	36.17	31.15	6.28	34.45

802.11ax HEW20_Nss1,(MCS0)_4TX

2412MHz_TX

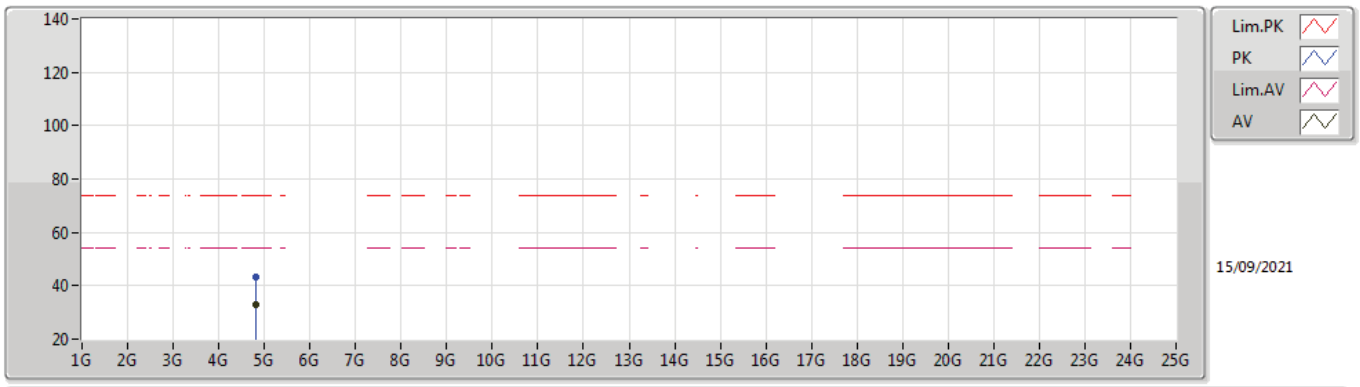

Type	Freq	Level	Limit	Margin	Factor	Dist	Condition	Azimuth	Height	Comment	Raw	AF	CL	PA
	(Hz)	(dBuV/m)	(dBuV/m)	(dB)	(dB)	(m)		(°)	(m)		(dBuV)	(dB)	(dB)	(dB)
AV	4.81952G	33.00	54.00	-21.00	2.96	3	Horizontal	36	1.96	-	30.04	31.14	6.27	34.45
PK	4.82156G	43.19	74.00	-30.81	2.96	3	Horizontal	36	1.96	-	40.23	31.14	6.27	34.45

802.11ax HEW20_Nss1,(MCS0)_4TX

2417MHz_TX

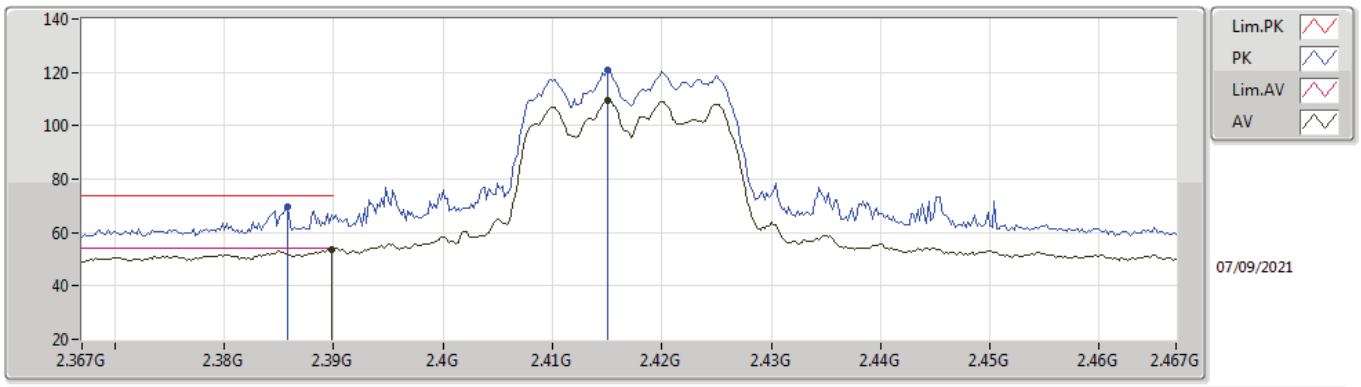

Type	Freq	Level	Limit	Margin	Factor	Dist	Condition	Azimuth	Height	Comment	Raw	AF	CL	PA
	(Hz)	(dBuV/m)	(dBuV/m)	(dB)	(dB)	(m)		(°)	(m)		(dBuV)	(dB)	(dB)	(dB)
AV	2.3898G	53.77	54.00	-0.23	32.01	3	Vertical	17	2.25	-	21.76	27.64	4.37	-
AV	2.415G	109.42	Inf	-Inf	32.00	3	Vertical	17	2.25	-	77.42	27.60	4.40	-
PK	2.3858G	69.69	74.00	-4.31	32.03	3	Vertical	17	2.25	-	37.66	27.66	4.37	-
PK	2.415G	120.71	Inf	-Inf	32.00	3	Vertical	17	2.25	-	88.71	27.60	4.40	-

802.11ax HEW20_Nss1,(MCS0)_4TX

2417MHz_TX

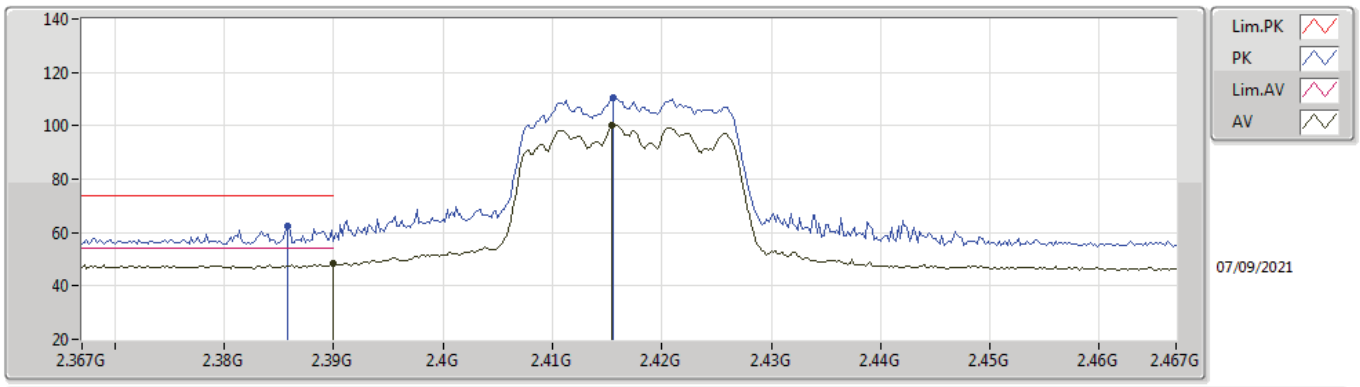

Type	Freq	Level	Limit	Margin	Factor	Dist	Condition	Azimuth	Height	Comment	Raw	AF	CL	PA
	(Hz)	(dBuV/m)	(dBuV/m)	(dB)	(dB)	(m)		(°)	(m)		(dBuV)	(dB)	(dB)	(dB)
AV	2.39G	48.69	54.00	-5.31	32.01	3	Horizontal	88	1.18	-	16.68	27.64	4.37	-
AV	2.4154G	100.25	Inf	-Inf	32.00	3	Horizontal	88	1.18	-	68.25	27.60	4.40	-
PK	2.3858G	62.18	74.00	-11.82	32.03	3	Horizontal	88	1.18	-	30.15	27.66	4.37	-
PK	2.4156G	110.49	Inf	-Inf	32.00	3	Horizontal	88	1.18	-	78.49	27.60	4.40	-

802.11ax HEW20_Nss1,(MCS0)_4TX

2437MHz_TX

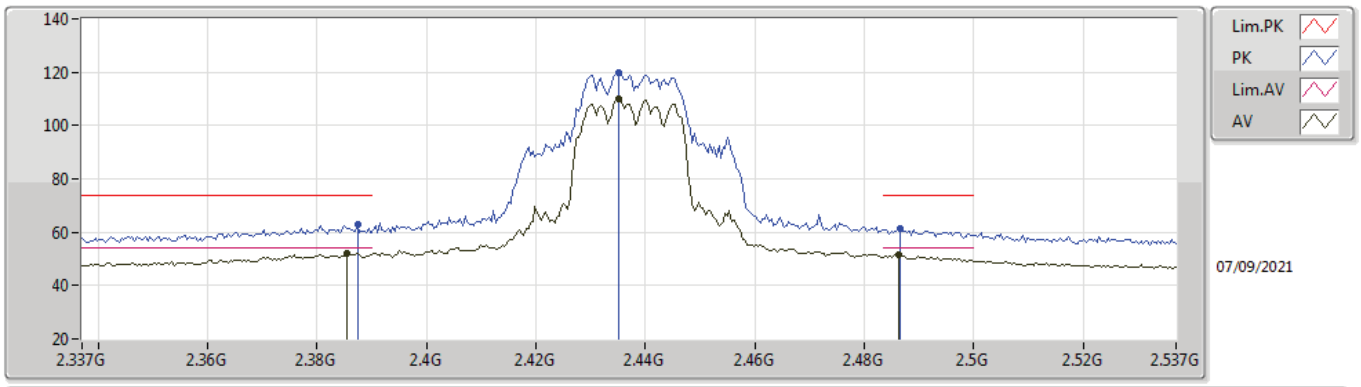

Type	Freq	Level	Limit	Margin	Factor	Dist	Condition	Azimuth	Height	Comment	Raw	AF	CL	PA
	(Hz)	(dBuV/m)	(dBuV/m)	(dB)	(dB)	(m)		(°)	(m)		(dBuV)	(dB)	(dB)	(dB)
AV	2.3854G	52.18	54.00	-1.82	32.02	3	Vertical	345	2.03	-	20.16	27.66	4.36	-
AV	2.435G	109.91	Inf	-Inf	32.03	3	Vertical	345	2.03	-	77.88	27.60	4.43	-
AV	2.4862G	51.36	54.00	-2.64	32.17	3	Vertical	345	2.03	-	19.19	27.67	4.50	-
PK	2.3874G	62.78	74.00	-11.22	32.02	3	Vertical	345	2.03	-	30.76	27.65	4.37	-
PK	2.435G	119.66	Inf	-Inf	32.03	3	Vertical	345	2.03	-	87.63	27.60	4.43	-
PK	2.4866G	61.30	74.00	-12.70	32.18	3	Vertical	345	2.03	-	29.12	27.67	4.51	-

802.11ax HEW20_Nss1,(MCS0)_4TX

2437MHz_TX

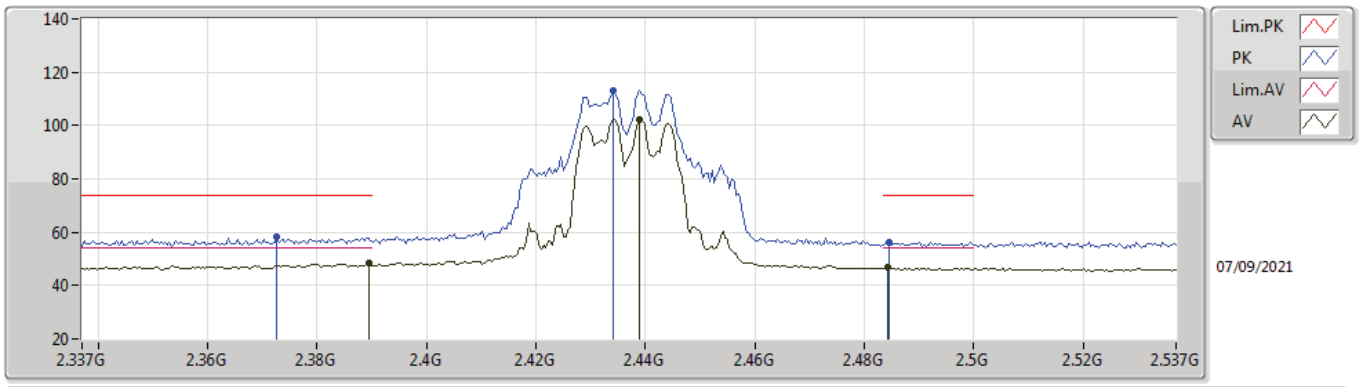

Type	Freq	Level	Limit	Margin	Factor	Dist	Condition	Azimuth	Height	Comment	Raw	AF	CL	PA
	(Hz)	(dBuV/m)	(dBuV/m)	(dB)	(dB)	(m)		(°)	(m)		(dBuV)	(dB)	(dB)	(dB)
AV	2.3894G	48.36	54.00	-5.64	32.01	3	Horizontal	86	1.26	-	16.35	27.64	4.37	-
AV	2.439G	102.09	Inf	-Inf	32.04	3	Horizontal	86	1.26	-	70.05	27.60	4.44	-
AV	2.4842G	46.88	54.00	-7.12	32.17	3	Horizontal	86	1.26	-	14.71	27.67	4.50	-
PK	2.3726G	58.35	74.00	-15.65	32.06	3	Horizontal	86	1.26	-	26.29	27.71	4.35	-
PK	2.4342G	113.23	Inf	-Inf	32.03	3	Horizontal	86	1.26	-	81.20	27.60	4.43	-
PK	2.4846G	56.24	74.00	-17.76	32.17	3	Horizontal	86	1.26	-	24.07	27.67	4.50	-

802.11ax HEW20_Nss1,(MCS0)_4TX

2437MHz_TX

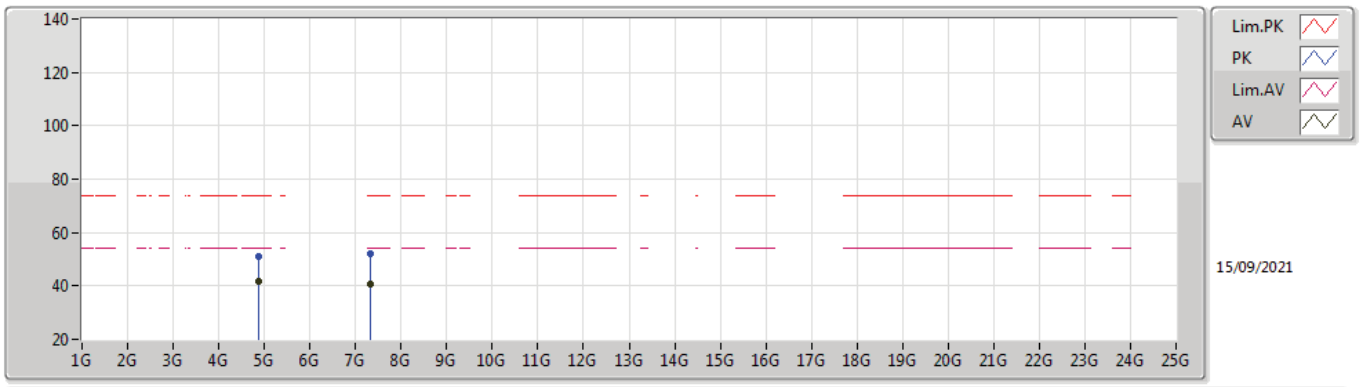

Type	Freq	Level	Limit	Margin	Factor	Dist	Condition	Azimuth	Height	Comment	Raw	AF	CL	PA
	(Hz)	(dBuV/m)	(dBuV/m)	(dB)	(dB)	(m)		(°)	(m)		(dBuV)	(dB)	(dB)	(dB)
AV	4.875G	41.75	54.00	-12.25	3.06	3	Vertical	51	1.01	-	38.69	31.20	6.30	34.44
AV	7.31296G	40.90	54.00	-13.10	9.60	3	Vertical	97	2.09	-	31.30	36.27	8.14	34.81
PK	4.87464G	51.18	74.00	-22.82	3.06	3	Vertical	51	1.01	-	48.12	31.20	6.30	34.44
PK	7.31308G	52.31	74.00	-21.69	9.60	3	Vertical	97	2.09	-	42.71	36.27	8.14	34.81

802.11ax HEW20_Nss1,(MCS0)_4TX

2437MHz_TX

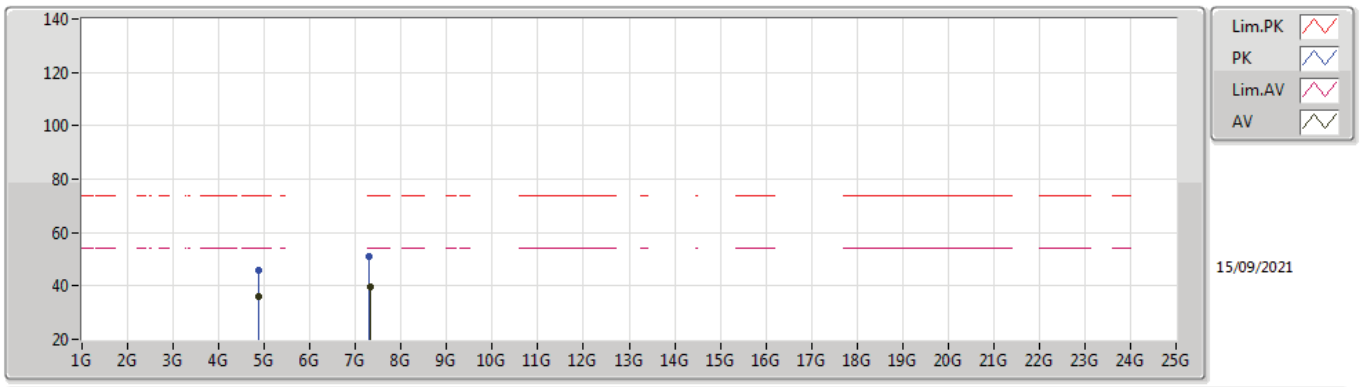

Type	Freq	Level	Limit	Margin	Factor	Dist	Condition	Azimuth	Height	Comment	Raw	AF	CL	PA
	(Hz)	(dBuV/m)	(dBuV/m)	(dB)	(dB)	(m)		(°)	(m)		(dBuV)	(dB)	(dB)	(dB)
AV	4.87472G	35.98	54.00	-18.02	3.06	3	Horizontal	37	1.00	-	32.92	31.20	6.30	34.44
AV	7.31288G	39.91	54.00	-14.09	9.60	3	Horizontal	125	2.60	-	30.31	36.27	8.14	34.81
PK	4.87492G	45.90	74.00	-28.10	3.06	3	Horizontal	37	1.00	-	42.84	31.20	6.30	34.44
PK	7.30792G	51.01	74.00	-22.99	9.61	3	Horizontal	125	2.60	-	41.40	36.28	8.14	34.81

802.11ax HEW20_Nss1,(MCS0)_4TX

2457MHz_TX

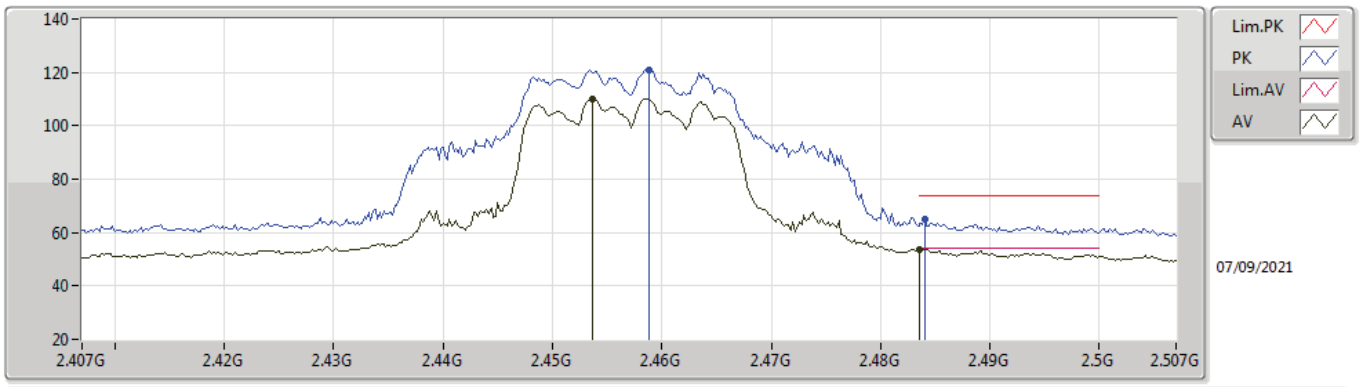

Type	Freq	Level	Limit	Margin	Factor	Dist	Condition	Azimuth	Height	Comment	Raw	AF	CL	PA
	(Hz)	(dBuV/m)	(dBuV/m)	(dB)	(dB)	(m)		(°)	(m)		(dBuV)	(dB)	(dB)	(dB)
AV	2.4536G	110.24	Inf	-Inf	32.07	3	Vertical	349	2.49	-	78.17	27.61	4.46	-
AV	2.4835G	53.74	54.00	-0.26	32.17	3	Vertical	349	2.49	-	21.57	27.67	4.50	-
PK	2.4588G	121.02	Inf	-Inf	32.09	3	Vertical	349	2.49	-	88.93	27.62	4.47	-
PK	2.484G	64.91	74.00	-9.09	32.17	3	Vertical	349	2.49	-	32.74	27.67	4.50	-

802.11ax HEW20_Nss1,(MCS0)_4TX

2457MHz_TX

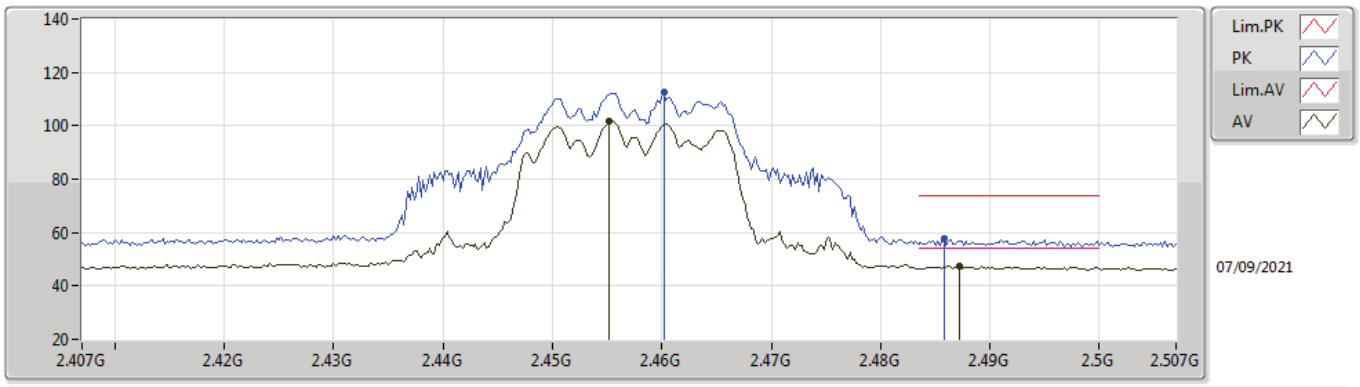

Type	Freq	Level	Limit	Margin	Factor	Dist	Condition	Azimuth	Height	Comment	Raw	AF	CL	PA
	(Hz)	(dBuV/m)	(dBuV/m)	(dB)	(dB)	(m)		(°)	(m)		(dBuV)	(dB)	(dB)	(dB)
AV	2.4552G	101.52	Inf	-Inf	32.07	3	Horizontal	70	1.06	-	69.45	27.61	4.46	-
AV	2.4872G	47.31	54.00	-6.69	32.18	3	Horizontal	70	1.06	-	15.13	27.67	4.51	-
PK	2.4602G	112.55	Inf	-Inf	32.09	3	Horizontal	70	1.06	-	80.46	27.62	4.47	-
PK	2.4858G	57.54	74.00	-16.46	32.17	3	Horizontal	70	1.06	-	25.37	27.67	4.50	-

802.11ax HEW20_Nss1,(MCS0)_4TX

2462MHz_TX

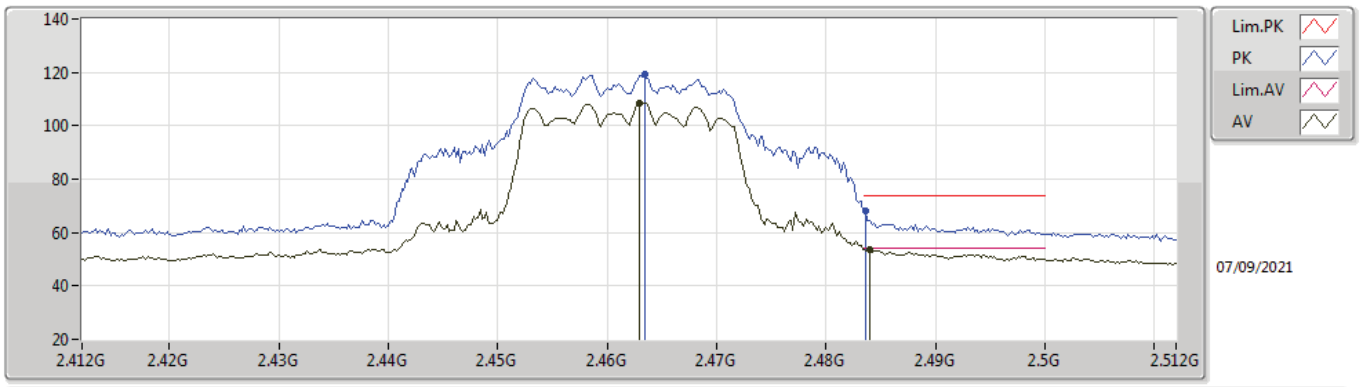

Type	Freq	Level	Limit	Margin	Factor	Dist	Condition	Azimuth	Height	Comment	Raw	AF	CL	PA
	(Hz)	(dBuV/m)	(dBuV/m)	(dB)	(dB)	(m)		(°)	(m)		(dBuV)	(dB)	(dB)	(dB)
AV	2.463G	108.66	Inf	-Inf	32.10	3	Vertical	343	1.93	-	76.56	27.63	4.47	-
AV	2.484G	53.50	54.00	-0.50	32.17	3	Vertical	343	1.93	-	21.33	27.67	4.50	-
PK	2.4634G	119.24	Inf	-Inf	32.10	3	Vertical	343	1.93	-	87.14	27.63	4.47	-
PK	2.4836G	68.19	74.00	-5.81	32.17	3	Vertical	343	1.93	-	36.02	27.67	4.50	-

802.11ax HEW20_Nss1,(MCS0)_4TX

2462MHz_TX

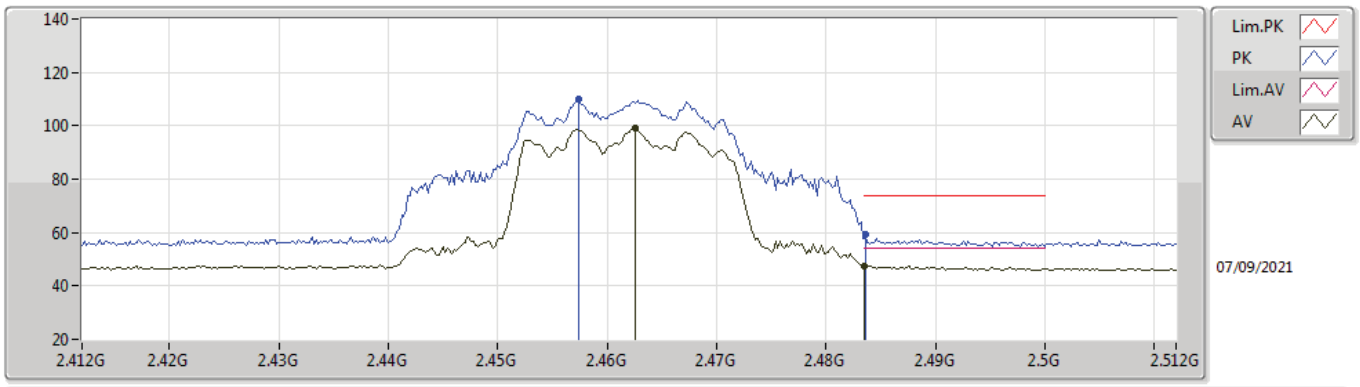

Type	Freq	Level	Limit	Margin	Factor	Dist	Condition	Azimuth	Height	Comment	Raw	AF	CL	PA
	(Hz)	(dBuV/m)	(dBuV/m)	(dB)	(dB)	(m)		(°)	(m)		(dBuV)	(dB)	(dB)	(dB)
AV	2.4626G	99.29	Inf	-Inf	32.10	3	Horizontal	69	1.04	-	67.19	27.63	4.47	-
AV	2.4835G	47.36	54.00	-6.64	32.17	3	Horizontal	69	1.04	-	15.19	27.67	4.50	-
PK	2.4574G	110.23	Inf	-Inf	32.07	3	Horizontal	69	1.04	-	78.16	27.61	4.46	-
PK	2.4836G	59.11	74.00	-14.89	32.17	3	Horizontal	69	1.04	-	26.94	27.67	4.50	-

802.11ax HEW20_Nss1,(MCS0)_4TX

2462MHz_TX

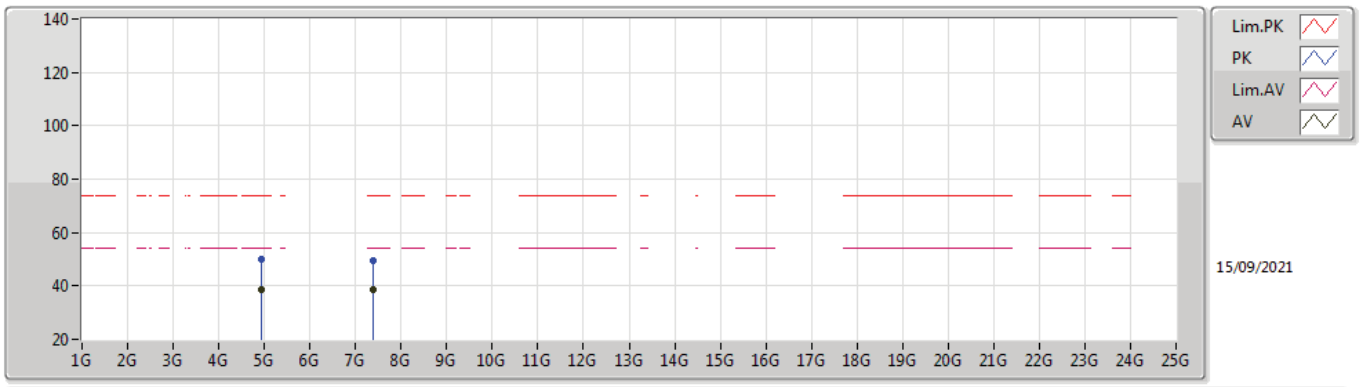

Type	Freq	Level	Limit	Margin	Factor	Dist	Condition	Azimuth	Height	Comment	Raw	AF	CL	PA
	(Hz)	(dBuV/m)	(dBuV/m)	(dB)	(dB)	(m)		(°)	(m)		(dBuV)	(dB)	(dB)	(dB)
AV	4.92024G	38.66	54.00	-15.34	3.13	3	Vertical	51	1.00	-	35.53	31.24	6.33	34.44
AV	7.39508G	38.58	54.00	-15.42	9.38	3	Vertical	156	1.61	-	29.20	36.11	8.11	34.84
PK	4.91988G	50.20	74.00	-23.80	3.13	3	Vertical	51	1.00	-	47.07	31.24	6.33	34.44
PK	7.394G	49.37	74.00	-24.63	9.38	3	Vertical	156	1.61	-	39.99	36.11	8.11	34.84

802.11ax HEW20_Nss1,(MCS0)_4TX

2462MHz_TX

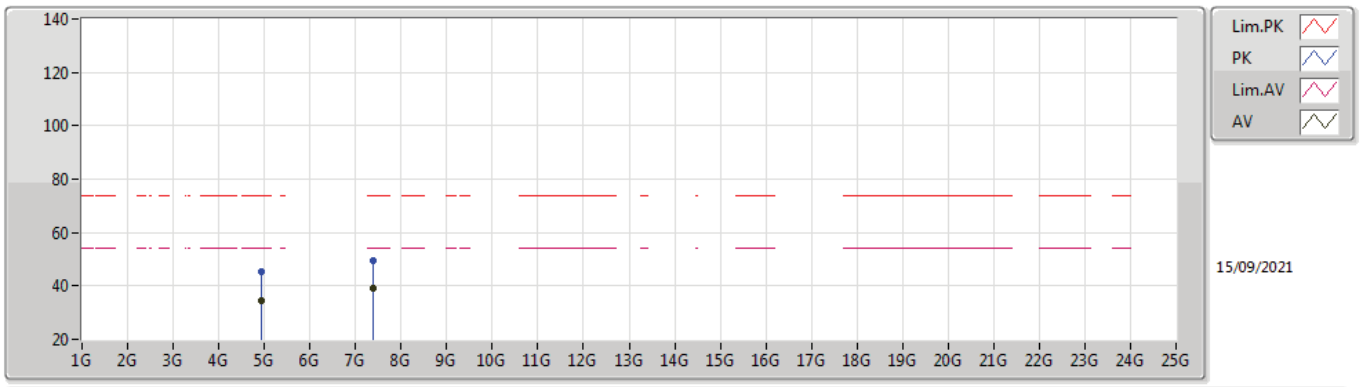

Type	Freq	Level	Limit	Margin	Factor	Dist	Condition	Azimuth	Height	Comment	Raw	AF	CL	PA
	(Hz)	(dBuV/m)	(dBuV/m)	(dB)	(dB)	(m)		(°)	(m)		(dBuV)	(dB)	(dB)	(dB)
AV	4.92452G	34.45	54.00	-19.55	3.14	3	Horizontal	35	1.17	-	31.31	31.25	6.33	34.44
AV	7.38264G	38.91	54.00	-15.09	9.42	3	Horizontal	244	1.66	-	29.49	36.13	8.12	34.83
PK	4.92448G	45.12	74.00	-28.88	3.14	3	Horizontal	35	1.17	-	41.98	31.25	6.33	34.44
PK	7.39124G	49.53	74.00	-24.47	9.39	3	Horizontal	244	1.66	-	40.14	36.12	8.11	34.84

802.11ax HEW40_Nss1,(MCS0)_4TX

2422MHz_TX

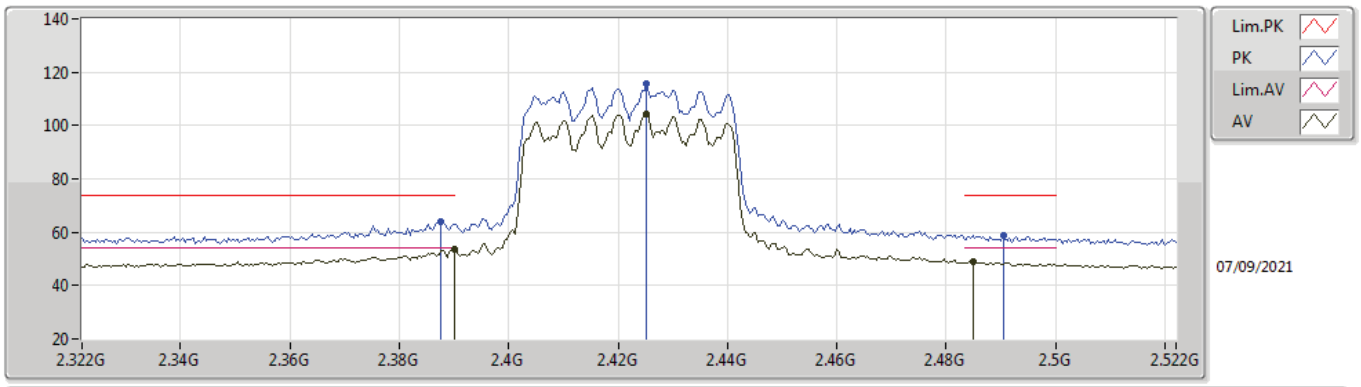

Type	Freq	Level	Limit	Margin	Factor	Dist	Condition	Azimuth	Height	Comment	Raw	AF	CL	PA
	(Hz)	(dBuV/m)	(dBuV/m)	(dB)	(dB)	(m)		(°)	(m)		(dBuV)	(dB)	(dB)	(dB)
AV	2.39G	53.58	54.00	-0.42	32.01	3	Vertical	17	2.25	-	21.57	27.64	4.37	-
AV	2.4252G	104.24	Inf	-Inf	32.02	3	Vertical	17	2.25	-	72.22	27.60	4.42	-
AV	2.4848G	48.95	54.00	-5.05	32.17	3	Vertical	17	2.25	-	16.78	27.67	4.50	-
PK	2.3876G	64.06	74.00	-9.94	32.02	3	Vertical	17	2.25	-	32.04	27.65	4.37	-
PK	2.4252G	115.76	Inf	-Inf	32.02	3	Vertical	17	2.25	-	83.74	27.60	4.42	-
PK	2.4904G	58.93	74.00	-15.07	32.19	3	Vertical	17	2.25	-	26.74	27.68	4.51	-

802.11ax HEW40_Nss1,(MCS0)_4TX

2422MHz_TX

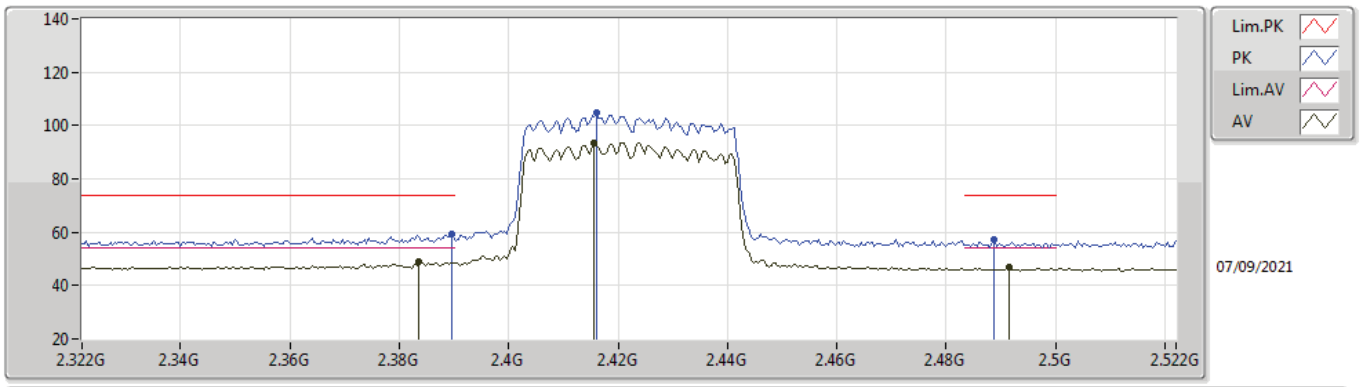

Type	Freq	Level	Limit	Margin	Factor	Dist	Condition	Azimuth	Height	Comment	Raw	AF	CL	PA
	(Hz)	(dBuV/m)	(dBuV/m)	(dB)	(dB)	(m)		(°)	(m)		(dBuV)	(dB)	(dB)	(dB)
AV	2.3836G	48.73	54.00	-5.27	32.03	3	Horizontal	67	1.00	-	16.70	27.67	4.36	-
AV	2.4156G	93.50	Inf	-Inf	32.00	3	Horizontal	67	1.00	-	61.50	27.60	4.40	-
AV	2.4916G	46.80	54.00	-7.20	32.19	3	Horizontal	67	1.00	-	14.61	27.68	4.51	-
PK	2.3896G	59.14	74.00	-14.86	32.01	3	Horizontal	67	1.00	-	27.13	27.64	4.37	-
PK	2.416G	104.62	Inf	-Inf	32.00	3	Horizontal	67	1.00	-	72.62	27.60	4.40	-
PK	2.4888G	56.99	74.00	-17.01	32.19	3	Horizontal	67	1.00	-	24.80	27.68	4.51	-

802.11ax HEW40_Nss1,(MCS0)_4TX

2422MHz_TX

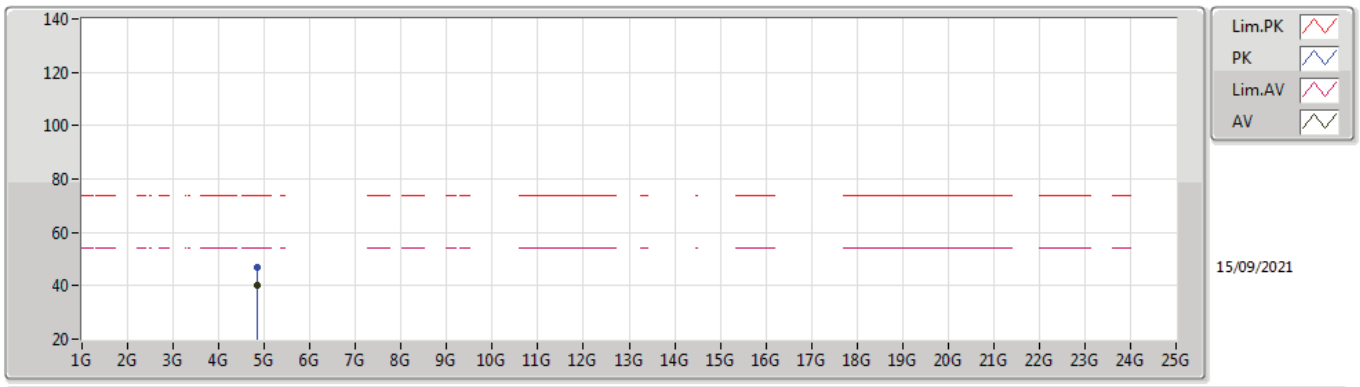

Type	Freq	Level	Limit	Margin	Factor	Dist	Condition	Azimuth	Height	Comment	Raw	AF	CL	PA
	(Hz)	(dBuV/m)	(dBuV/m)	(dB)	(dB)	(m)		(°)	(m)		(dBuV)	(dB)	(dB)	(dB)
AV	4.84376G	40.22	54.00	-13.78	3.03	3	Vertical	157	1.10	-	37.19	31.19	6.29	34.45
PK	4.84368G	46.91	74.00	-27.09	3.03	3	Vertical	157	1.10	-	43.88	31.19	6.29	34.45

802.11ax HEW40_Nss1,(MCS0)_4TX

2422MHz_TX

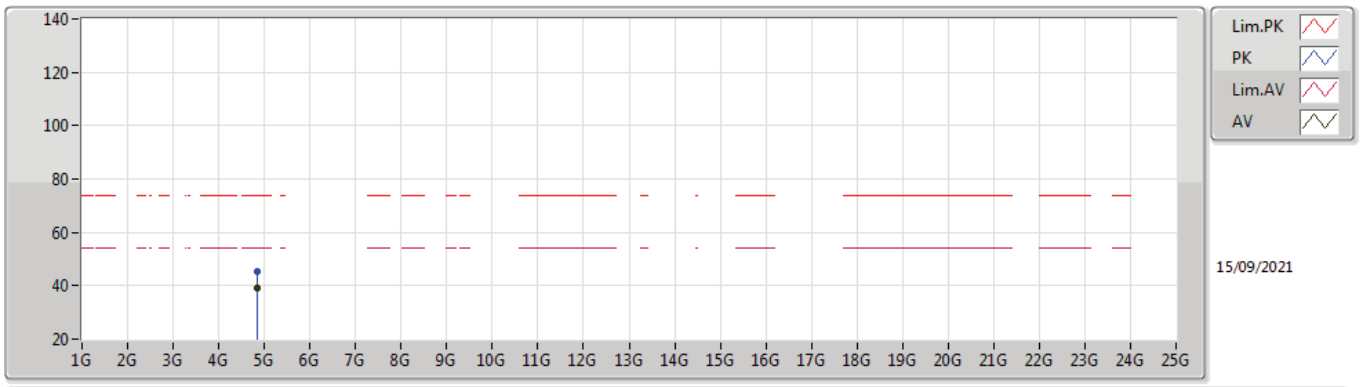

Type	Freq	Level	Limit	Margin	Factor	Dist	Condition	Azimuth	Height	Comment	Raw	AF	CL	PA
	(Hz)	(dBuV/m)	(dBuV/m)	(dB)	(dB)	(m)		(°)	(m)		(dBuV)	(dB)	(dB)	(dB)
AV	4.84376G	39.26	54.00	-14.74	3.03	3	Horizontal	188	1.07	-	36.23	31.19	6.29	34.45
PK	4.84392G	45.41	74.00	-28.59	3.03	3	Horizontal	188	1.07	-	42.38	31.19	6.29	34.45

802.11ax HEW40_Nss1,(MCS0)_4TX

2427MHz_TX

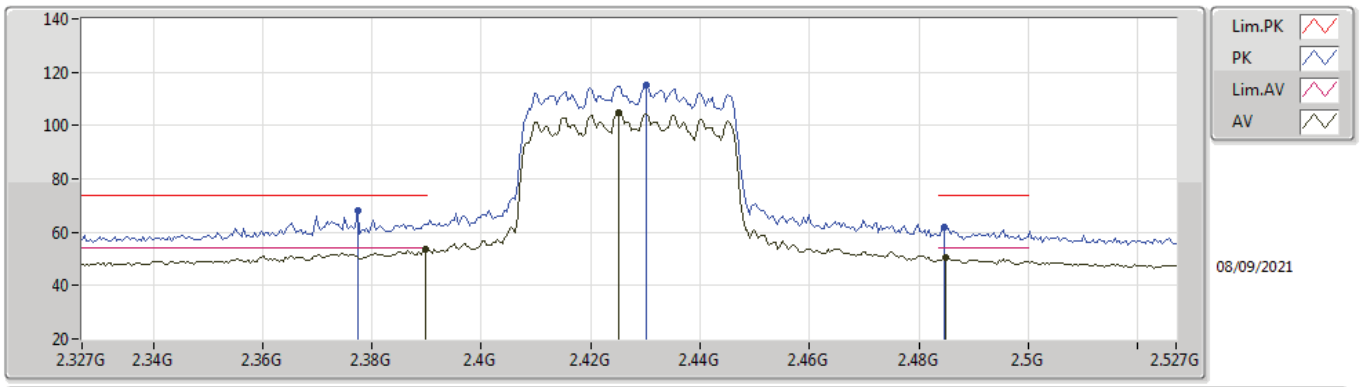

Type	Freq	Level	Limit	Margin	Factor	Dist	Condition	Azimuth	Height	Comment	Raw	AF	CL	PA
	(Hz)	(dBuV/m)	(dBuV/m)	(dB)	(dB)	(m)		(°)	(m)		(dBuV)	(dB)	(dB)	(dB)
AV	2.3898G	53.46	54.00	-0.54	32.01	3	Vertical	182	1.49	-	21.45	27.64	4.37	-
AV	2.425G	104.84	Inf	-Inf	32.02	3	Vertical	182	1.49	-	72.82	27.60	4.42	-
AV	2.485G	50.30	54.00	-3.70	32.17	3	Vertical	182	1.49	-	18.13	27.67	4.50	-
PK	2.3774G	68.00	74.00	-6.00	32.05	3	Vertical	182	1.49	-	35.95	27.69	4.36	-
PK	2.4302G	115.24	Inf	-Inf	32.02	3	Vertical	182	1.49	-	83.22	27.60	4.42	-
PK	2.4846G	61.81	74.00	-12.19	32.17	3	Vertical	182	1.49	-	29.64	27.67	4.50	-

802.11ax HEW40_Nss1,(MCS0)_4TX

2427MHz_TX

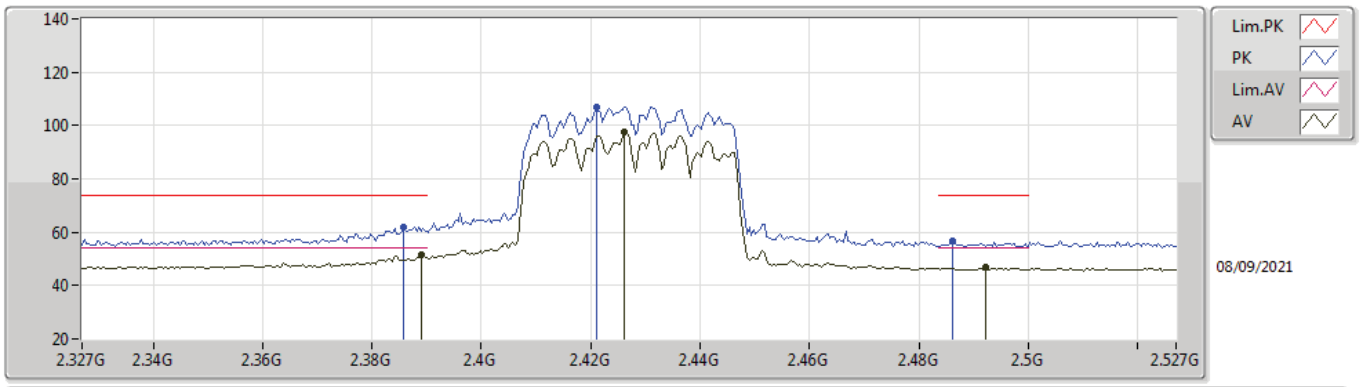

Type	Freq	Level	Limit	Margin	Factor	Dist	Condition	Azimuth	Height	Comment	Raw	AF	CL	PA
	(Hz)	(dBuV/m)	(dBuV/m)	(dB)	(dB)	(m)		(°)	(m)		(dBuV)	(dB)	(dB)	(dB)
AV	2.389G	51.46	54.00	-2.54	32.01	3	Horizontal	73	1.00	-	19.45	27.64	4.37	-
AV	2.4262G	97.71	Inf	-Inf	32.02	3	Horizontal	73	1.00	-	65.69	27.60	4.42	-
AV	2.4922G	46.65	54.00	-7.35	32.19	3	Horizontal	73	1.00	-	14.46	27.68	4.51	-
PK	2.3858G	62.07	74.00	-11.93	32.03	3	Horizontal	73	1.00	-	30.04	27.66	4.37	-
PK	2.421G	106.96	Inf	-Inf	32.01	3	Horizontal	73	1.00	-	74.95	27.60	4.41	-
PK	2.4862G	56.61	74.00	-17.39	32.17	3	Horizontal	73	1.00	-	24.44	27.67	4.50	-

802.11ax HEW40_Nss1,(MCS0)_4TX

2437MHz_TX

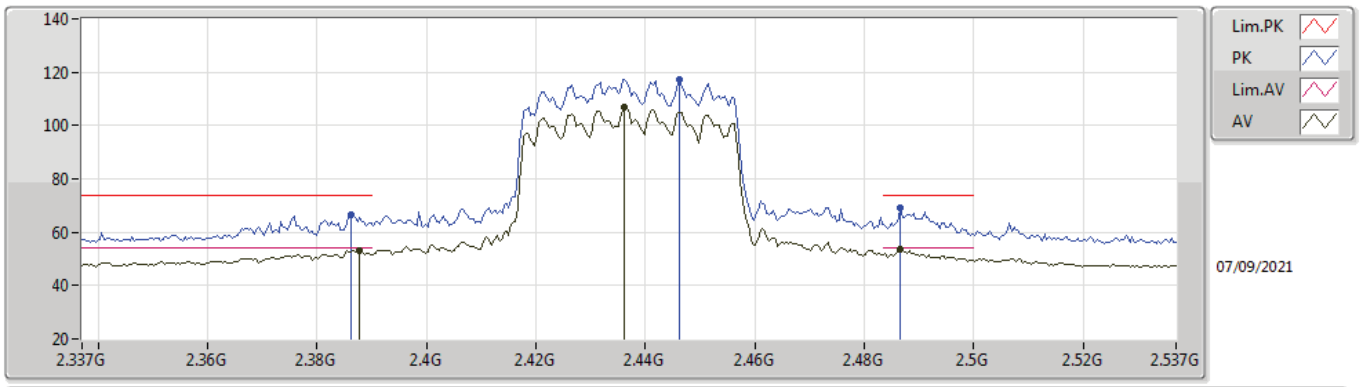

Type	Freq	Level	Limit	Margin	Factor	Dist	Condition	Azimuth	Height	Comment	Raw	AF	CL	PA
	(Hz)	(dBuV/m)	(dBuV/m)	(dB)	(dB)	(m)		(°)	(m)		(dBuV)	(dB)	(dB)	(dB)
AV	2.3878G	53.20	54.00	-0.80	32.02	3	Vertical	351	1.99	-	21.18	27.65	4.37	-
AV	2.4362G	106.78	Inf	-Inf	32.03	3	Vertical	351	1.99	-	74.75	27.60	4.43	-
AV	2.4866G	53.60	54.00	-0.40	32.18	3	Vertical	351	1.99	-	21.42	27.67	4.51	-
PK	2.3862G	66.63	74.00	-7.37	32.03	3	Vertical	351	1.99	-	34.60	27.66	4.37	-
PK	2.4462G	117.49	Inf	-Inf	32.05	3	Vertical	351	1.99	-	85.44	27.60	4.45	-
PK	2.4866G	69.26	74.00	-4.74	32.18	3	Vertical	351	1.99	-	37.08	27.67	4.51	-

802.11ax HEW40_Nss1,(MCS0)_4TX

2437MHz_TX

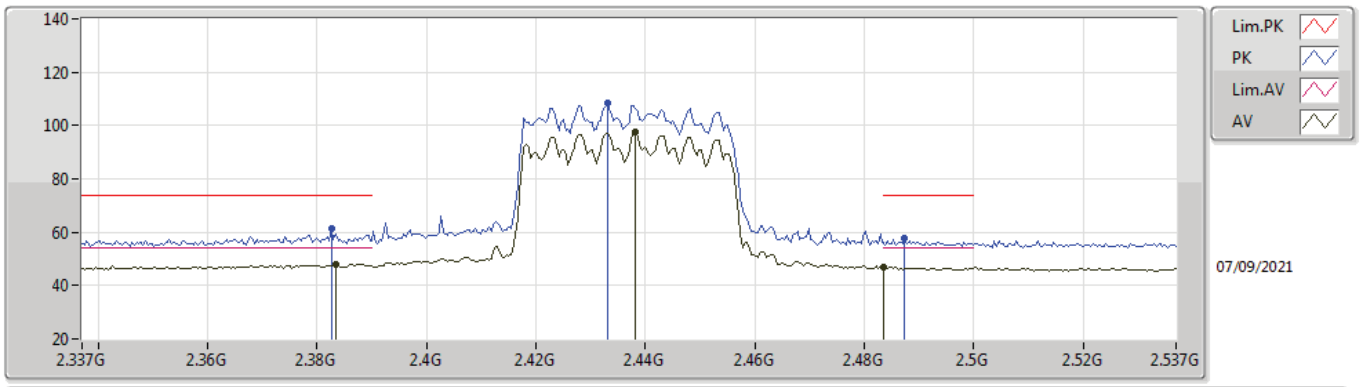

Type	Freq	Level	Limit	Margin	Factor	Dist	Condition	Azimuth	Height	Comment	Raw	AF	CL	PA
	(Hz)	(dBuV/m)	(dBuV/m)	(dB)	(dB)	(m)		(°)	(m)		(dBuV)	(dB)	(dB)	(dB)
AV	2.3834G	48.10	54.00	-5.90	32.03	3	Horizontal	67	1.19	-	16.07	27.67	4.36	-
AV	2.4382G	97.35	Inf	-Inf	32.04	3	Horizontal	67	1.19	-	65.31	27.60	4.44	-
AV	2.4835G	46.83	54.00	-7.17	32.17	3	Horizontal	67	1.19	-	14.66	27.67	4.50	-
PK	2.3826G	61.28	74.00	-12.72	32.03	3	Horizontal	67	1.19	-	29.25	27.67	4.36	-
PK	2.433G	108.27	Inf	-Inf	32.03	3	Horizontal	67	1.19	-	76.24	27.60	4.43	-
PK	2.4874G	57.61	74.00	-16.39	32.18	3	Horizontal	67	1.19	-	25.43	27.67	4.51	-

802.11ax HEW40_Nss1,(MCS0)_4TX

2437MHz_TX

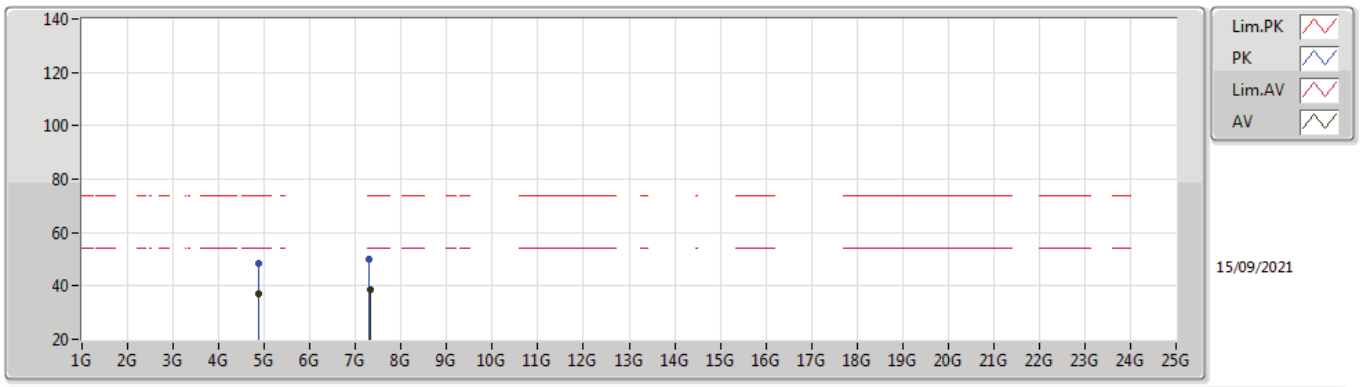

Type	Freq	Level	Limit	Margin	Factor	Dist	Condition	Azimuth	Height	Comment	Raw	AF	CL	PA
	(Hz)	(dBuV/m)	(dBuV/m)	(dB)	(dB)	(m)		(°)	(m)		(dBuV)	(dB)	(dB)	(dB)
AV	4.87516G	36.84	54.00	-17.16	3.07	3	Vertical	113	1.11	-	33.77	31.20	6.31	34.44
AV	7.31324G	38.42	54.00	-15.58	9.60	3	Vertical	105	1.50	-	28.82	36.27	8.14	34.81
PK	4.87536G	48.33	74.00	-25.67	3.07	3	Vertical	113	1.11	-	45.26	31.20	6.31	34.44
PK	7.3084G	49.86	74.00	-24.14	9.61	3	Vertical	105	1.50	-	40.25	36.28	8.14	34.81

802.11ax HEW40_Nss1,(MCS0)_4TX

2437MHz_TX

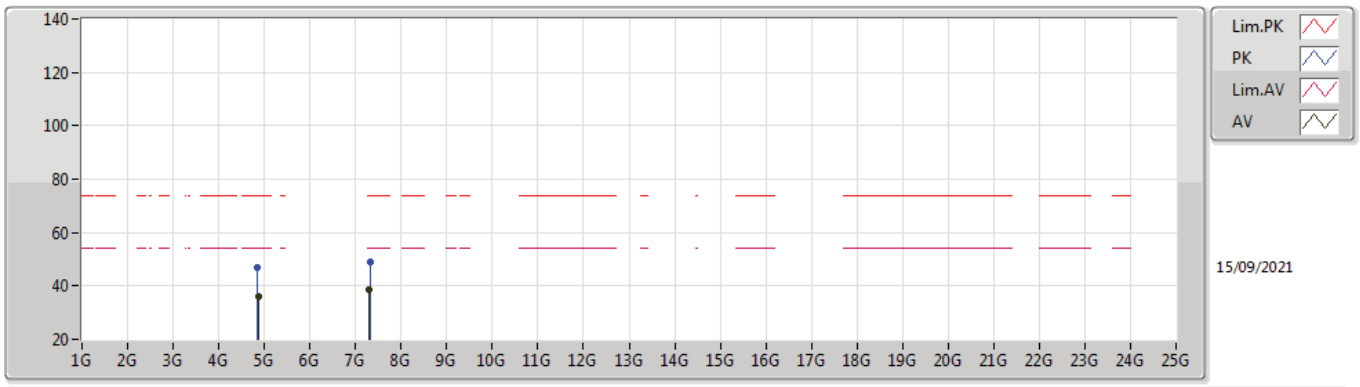

Type	Freq	Level	Limit	Margin	Factor	Dist	Condition	Azimuth	Height	Comment	Raw	AF	CL	PA
	(Hz)	(dBuV/m)	(dBuV/m)	(dB)	(dB)	(m)		(°)	(m)		(dBuV)	(dB)	(dB)	(dB)
AV	4.88368G	36.15	54.00	-17.85	8.30	3	Horizontal	85	1.18	-	27.85	31.20	6.31	29.21
AV	7.307G	38.54	54.00	-15.46	9.62	3	Horizontal	305	2.36	-	28.92	36.29	8.14	34.81
PK	4.85752G	46.75	74.00	-27.25	8.27	3	Horizontal	85	1.18	-	38.48	31.20	6.29	29.22
PK	7.31092G	49.13	74.00	-24.87	9.61	3	Horizontal	305	2.36	-	39.52	36.28	8.14	34.81

802.11ax HEW40_Nss1,(MCS0)_4TX

2447MHz_TX

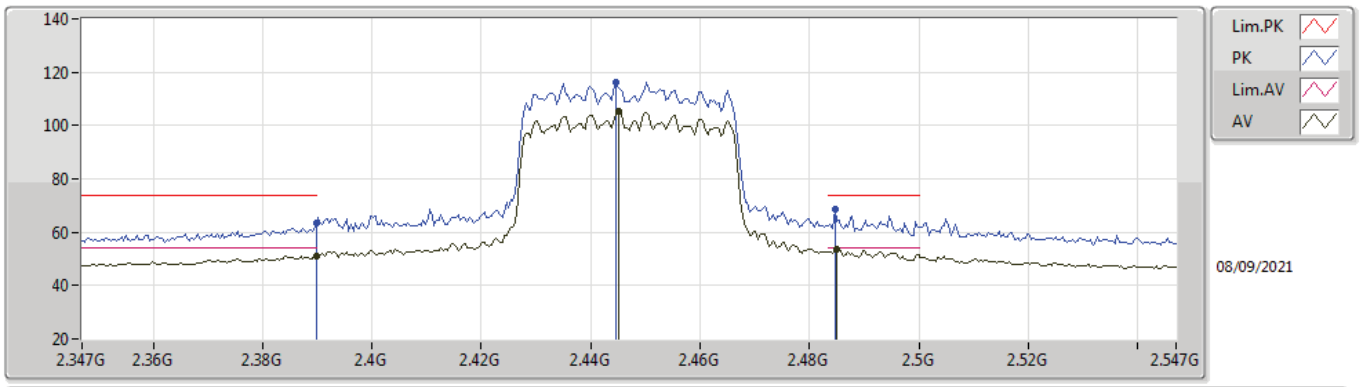

Type	Freq	Level	Limit	Margin	Factor	Dist	Condition	Azimuth	Height	Comment	Raw	AF	CL	PA
	(Hz)	(dBuV/m)	(dBuV/m)	(dB)	(dB)	(m)		(°)	(m)		(dBuV)	(dB)	(dB)	(dB)
AV	2.3898G	51.04	54.00	-2.96	32.01	3	Vertical	360	1.56	-	19.03	27.64	4.37	-
AV	2.445G	105.52	Inf	-Inf	32.05	3	Vertical	360	1.56	-	73.47	27.60	4.45	-
AV	2.485G	53.74	54.00	-0.26	32.17	3	Vertical	360	1.56	-	21.57	27.67	4.50	-
PK	2.3898G	63.51	74.00	-10.49	32.01	3	Vertical	360	1.56	-	31.50	27.64	4.37	-
PK	2.4446G	116.21	Inf	-Inf	32.04	3	Vertical	360	1.56	-	84.17	27.60	4.44	-
PK	2.4846G	68.48	74.00	-5.52	32.17	3	Vertical	360	1.56	-	36.31	27.67	4.50	-

802.11ax HEW40_Nss1,(MCS0)_4TX

2447MHz_TX

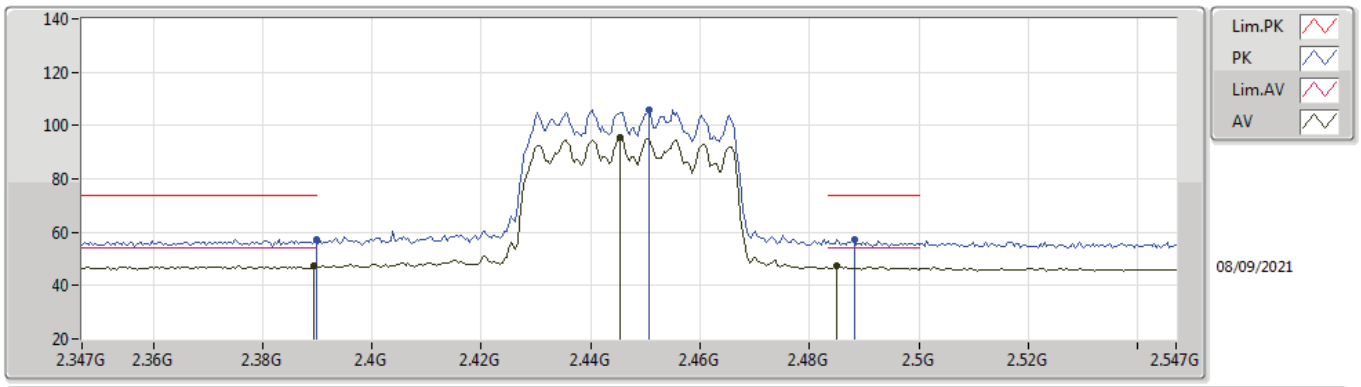

Type	Freq	Level	Limit	Margin	Factor	Dist	Condition	Azimuth	Height	Comment	Raw	AF	CL	PA
	(Hz)	(dBuV/m)	(dBuV/m)	(dB)	(dB)	(m)		(°)	(m)		(dBuV)	(dB)	(dB)	(dB)
AV	2.3894G	47.51	54.00	-6.49	32.01	3	Horizontal	67	1.27	-	15.50	27.64	4.37	-
AV	2.4454G	95.50	Inf	-Inf	32.05	3	Horizontal	67	1.27	-	63.45	27.60	4.45	-
AV	2.485G	47.41	54.00	-6.59	32.17	3	Horizontal	67	1.27	-	15.24	27.67	4.50	-
PK	2.3898G	57.31	74.00	-16.69	32.01	3	Horizontal	67	1.27	-	25.30	27.64	4.37	-
PK	2.4506G	105.79	Inf	-Inf	32.05	3	Horizontal	67	1.27	-	73.74	27.60	4.45	-
PK	2.4882G	57.41	74.00	-16.59	32.19	3	Horizontal	67	1.27	-	25.22	27.68	4.51	-

802.11ax HEW40_Nss1,(MCS0)_4TX

2452MHz_TX

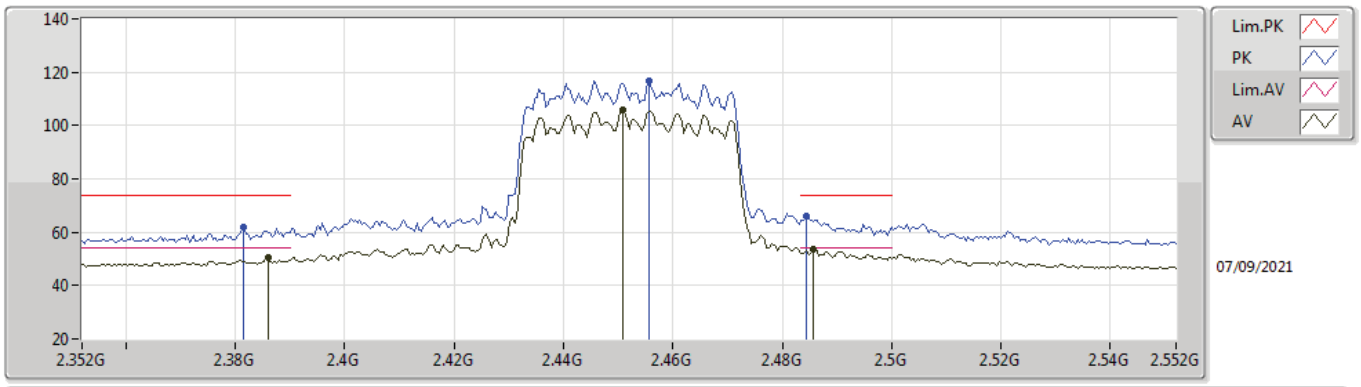

Type	Freq	Level	Limit	Margin	Factor	Dist	Condition	Azimuth	Height	Comment	Raw	AF	CL	PA
	(Hz)	(dBuV/m)	(dBuV/m)	(dB)	(dB)	(m)		(°)	(m)		(dBuV)	(dB)	(dB)	(dB)
AV	2.386G	50.42	54.00	-3.58	32.03	3	Vertical	343	2.51	-	18.39	27.66	4.37	-
AV	2.4508G	106.01	Inf	-Inf	32.05	3	Vertical	343	2.51	-	73.96	27.60	4.45	-
AV	2.4856G	53.41	54.00	-0.59	32.17	3	Vertical	343	2.51	-	21.24	27.67	4.50	-
PK	2.3816G	61.69	74.00	-12.31	32.03	3	Vertical	343	2.51	-	29.66	27.67	4.36	-
PK	2.4556G	116.96	Inf	-Inf	32.07	3	Vertical	343	2.51	-	84.89	27.61	4.46	-
PK	2.4844G	65.79	74.00	-8.21	32.17	3	Vertical	343	2.51	-	33.62	27.67	4.50	-

802.11ax HEW40_Nss1,(MCS0)_4TX

2452MHz_TX

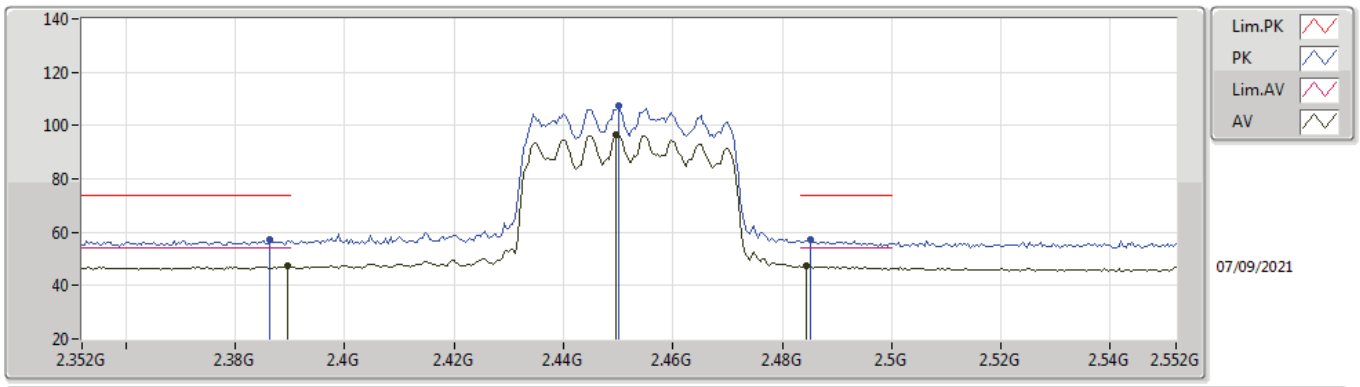

Type	Freq	Level	Limit	Margin	Factor	Dist	Condition	Azimuth	Height	Comment	Raw	AF	CL	PA
	(Hz)	(dBuV/m)	(dBuV/m)	(dB)	(dB)	(m)		(°)	(m)		(dBuV)	(dB)	(dB)	(dB)
AV	2.3896G	47.44	54.00	-6.56	32.01	3	Horizontal	67	1.50	-	15.43	27.64	4.37	-
AV	2.4496G	96.50	Inf	-Inf	32.05	3	Horizontal	67	1.50	-	64.45	27.60	4.45	-
AV	2.4844G	47.52	54.00	-6.48	32.17	3	Horizontal	67	1.50	-	15.35	27.67	4.50	-
PK	2.3864G	57.44	74.00	-16.56	32.02	3	Horizontal	67	1.50	-	25.42	27.65	4.37	-
PK	2.45G	107.29	Inf	-Inf	32.05	3	Horizontal	67	1.50	-	75.24	27.60	4.45	-
PK	2.4852G	57.41	74.00	-16.59	32.17	3	Horizontal	67	1.50	-	25.24	27.67	4.50	-

802.11ax HEW40_Nss1,(MCS0)_4TX

2452MHz_TX

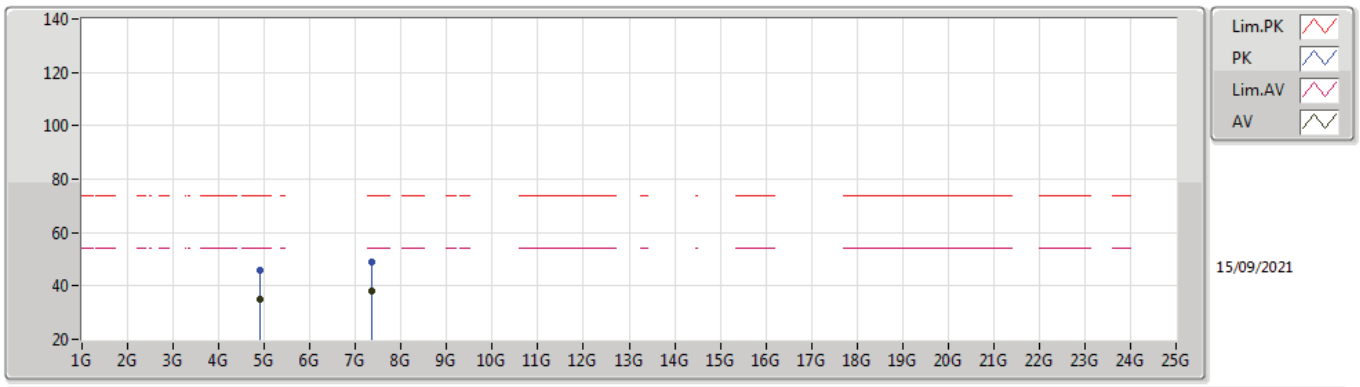

Type	Freq	Level	Limit	Margin	Factor	Dist	Condition	Azimuth	Height	Comment	Raw	AF	CL	PA
	(Hz)	(dBuV/m)	(dBuV/m)	(dB)	(dB)	(m)		(°)	(m)		(dBuV)	(dB)	(dB)	(dB)
AV	4.90408G	35.21	54.00	-18.79	3.09	3	Vertical	211	1.47	-	32.12	31.21	6.32	34.44
AV	7.34852G	38.32	54.00	-15.68	9.51	3	Vertical	45	1.86	-	28.81	36.20	8.13	34.82
PK	4.90844G	45.88	74.00	-28.12	3.11	3	Vertical	211	1.47	-	42.77	31.22	6.33	34.44
PK	7.3506G	48.92	74.00	-25.08	9.51	3	Vertical	45	1.86	-	39.41	36.20	8.13	34.82

802.11ax HEW40_Nss1,(MCS0)_4TX

2452MHz_TX

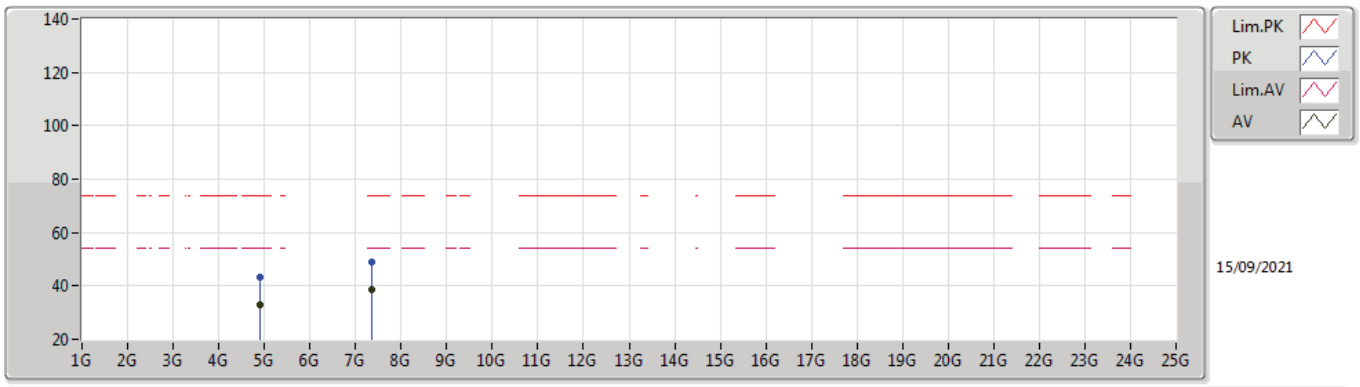

Type	Freq	Level	Limit	Margin	Factor	Dist	Condition	Azimuth	Height	Comment	Raw	AF	CL	PA
	(Hz)	(dBuV/m)	(dBuV/m)	(dB)	(dB)	(m)		(°)	(m)		(dBuV)	(dB)	(dB)	(dB)
AV	4.89668G	32.81	54.00	-21.19	3.08	3	Horizontal	108	1.07	-	29.73	31.20	6.32	34.44
AV	7.35508G	38.50	54.00	-15.50	9.50	3	Horizontal	341	1.34	-	29.00	36.19	8.13	34.82
PK	4.91152G	43.17	74.00	-30.83	3.11	3	Horizontal	108	1.07	-	40.06	31.22	6.33	34.44
PK	7.36392G	48.76	74.00	-25.24	9.46	3	Horizontal	341	1.34	-	39.30	36.17	8.12	34.83