FCC Radio Test Report

FCC ID	:	TKZAW7915NP1
Equipment	:	WiFi6 11ax 4T4R module 2400Mbps
Brand Name	:	AsiaRF Co., Ltd.
Model Name	:	AW7915-NP1
Applicant	:	AsiaRF Co., Ltd. 1F, 7, Houde Street, Yonghe Dist. New Taipei City Taiwan 23455
Manufacturer	:	AsiaRF Co., Ltd. 1F, 7, Houde Street, Yonghe Dist. New Taipei City Taiwan 23455
Standard	:	47 CFR FCC Part 15.407

The product was received on Aug. 30, 2021, and testing was started from Sep. 07, 2021 and completed on Nov. 03, 2021. We, SPORTON INTERNATIONAL INC. Hsinhua Laboratory, would like to declare that the tested sample has been evaluated in accordance with the procedures given in ANSI C63.10-2013 and shown compliance with the applicable technical standards.

The test results in this report apply exclusively to the tested model / sample. Without written approval of SPORTON INTERNATIONAL INC. Hsinhua Laboratory, the test report shall not be reproduced except in full.

Approved by: Allen Lin

SPORTON INTERNATIONAL INC. Hsinhua Laboratory

No.52, Huaya 1st Rd., Guishan Dist., Taoyuan City 333411, Taiwan (R.O.C.)

Table of Contents

HISTORY OF THIS TEST REPORT **3**

SUMMARY OF TEST RESULT **4**

1 GENERAL DESCRIPTION **5**

1.1 Information 5
1.2 Testing Applied Standards 8
1.3 Testing Location Information 8
1.4 Measurement Uncertainty 8

2 TEST CONFIGURATION OF EUT **9**

2.1 Test Channel Mode 9
2.2 The Worst Case Measurement Configuration 10
2.3 Support Equipment 11
2.4 Test Setup Diagram 12

3 TRANSMITTER TEST RESULT **14**

3.1 AC Power-line Conducted Emissions 14
3.2 Emission Bandwidth 16
3.3 Maximum Conducted Output Power 17
3.4 Peak Power Spectral Density 19
3.5 Unwanted Emissions 21

4 TEST EQUIPMENT AND CALIBRATION DATA **25**

APPENDIX A. TEST RESULTS OF AC POWER-LINE CONDUCTED EMISSIONS

APPENDIX B. TEST RESULTS OF EMISSION BANDWIDTH

APPENDIX C. TEST RESULTS OF MAXIMUM CONDUCTED OUTPUT POWER

APPENDIX D. TEST RESULTS OF PEAK POWER SPECTRAL DENSITY

APPENDIX E. TEST RESULTS OF UNWANTED EMISSIONS

APPENDIX F. TEST PHOTOS

PHOTOGRAPHS OF EUT V01

History of this test report

Report No.	Version	Description	Issued Date
FR162806-01AN	01	Initial issue of report	Nov. 10, 2021

Summary of Test Result

Report Clause	Ref. Std. Clause	Test Items	Result (PASS/FAIL)	Remark
1.1.2	15.203	Antenna Requirement	PASS	-
3.1	15.207	AC Power-line Conducted Emissions	PASS	-
3.2	15.407(a)	Emission Bandwidth	PASS	-
3.3	15.407(a)	Maximum Conducted Output Power	PASS	-
3.4	15.407(a)	Peak Power Spectral Density	PASS	-
3.5	15.407(b)	Unwanted Emissions	PASS	-

Declaration of Conformity:
The test results with all measurement uncertainty excluded are presented in accordance with the regulation limits or requirements declared by manufacturers.
Comments and explanations:
The EUT supports beamforming and CDD modes, and the CDD mode is the worse case. Therefore, all test items are evaluated in the report. The beamforming mode only evaluateds the output power.

Reviewed by: Sam Tsai

Report Producer: Amber Chiu

1 General Description

1.1 Information

1.1.1 RF General Information

Frequency Range (MHz)	IEEE Std. 802.11	Ch. Frequency (MHz)	Channel Number
5150-5250	a, n (HT20), ac (VHT20), ax (HEW20)	5180-5240	36-48 [4]
5725-5850		5745-5825	149-165 [5]
5150-5250	n (HT40), ac (VHT40), ax (HEW40)	5190-5230	38-46 [2]
5725-5850		5755-5795	151-159 [2]
5150-5250	ac (VHT80), ax (HEW80)	5210	42 [1]
5725-5850		5775	155 [1]

<Non-Beamforming>

Band	Mode	BWch (MHz)	Nant
5.15-5.25GHz	802.11a	20	4TX
5.725-5.85GHz	802.11a	20	4TX
5.15-5.25GHz	802.11ax HEW20	20	4TX
5.725-5.85GHz	802.11ax HEW20	20	4TX
5.15-5.25GHz	802.11ax HEW40	40	4TX
5.725-5.85GHz	802.11ax HEW40	40	4TX
5.15-5.25GHz	802.11ax HEW80	80	4TX
5.725-5.85GHz	802.11ax HEW80	80	4TX
5.15-5.25GHz	802.11ax HEW80+80	80+80	2TX(Port 1/2)
5.725-5.85GHz	802.11ax HEW80+80	80+80	2TX(Port 3/4)

<Beamforming>

Band	Mode	BWch (MHz)	Nant
5.15-5.25GHz	802.11ax HEW20-BF	20	4TX
5.725-5.85GHz	802.11ax HEW20-BF	20	4TX
5.15-5.25GHz	802.11ax HEW40-BF	40	4TX
5.725-5.85GHz	802.11ax HEW40-BF	40	4TX
5.15-5.25GHz	802.11ax HEW80-BF	80	4TX
5.725-5.85GHz	802.11ax HEW80-BF	80	4TX
5.15-5.25GHz	802.11ax HEW80+80-BF	80+80	2TX(Port 1/2)
5.725-5.85GHz	802.11ax HEW80+80-BF	80+80	2TX(Port 3/4)

Note:
- 11a, HT20 and HT40 use a combination of OFDM-BPSK, QPSK, 16QAM, 64QAM modulation.
- VHT20, VHT40, VHT80, VHT80+80 use a combination of OFDM-BPSK, QPSK, 16QAM, 64QAM, 256QAM modulation.
- HEW20, HEW40, HEW80, HEW 80+80 use a combination of OFDMA-BPSK, QPSK, 16QAM, 64QAM, 256QAM, 1024QAM modulation.
- BWch is the nominal channel bandwidth.

1.1.2 Table for 80+80 MHz Mode

Type	Channel No.	Frequency
4	42+155	5210+5775 MHz

1.1.3 Antenna Information

Group	Ant.	Brand	Model Name	Antenna Type	Connector	Support
Group 1	1-4	Asiarf	ANT010-DAU	PCB	I-Pex	2.4G+5G
Group 2	5-8	Asiarf	ANT003	PCB	I-Pex	2.4G+5G
Group 3	9-12	Asiarf	A245005N	PCB	I-Pex	2.4G+5G
Group 4	13-16	Asiarf	A2405N	PCB	I-Pex	2.4G
Group 5	17-20	Asiarf	A5005N	PCB	I-Pex	5G
Group 6	21-24	Asiarf	A245004	Dipole	I-Pex	2.4G+5G
Group 7	25-28	Asiarf	A245002	Dipole	I-Pex	2.4G+5G

Group	Ant.	Gain (dBi)	
		2.4G	5G
Group 1	1-4	5.2	5.5
Group 2	5-8	2.5	2.5
Group 3	9-12	4	5.1
Group 4	13-16	5.2	-
Group 5	17-20	-	5
Group 6	21-24	4	5.1
Group 7	25-28	2	2

Note 1: EUT can match with above antennas for using. Higher gain in each type of antenna was used to perform the worst configuration and result of that was recorded as the final test result.

For 2.4GHz function:

For IEEE 802.11 b/g/n/VHT/ax mode (4TX/4RX)

Group 1, Group 2, Group 3, Group 4, Group 6 or Group 7 could transmit/receive.

For 5GHz function:

For IEEE 802.11 a/n/ac/ax mode (4TX/4RX)

Group 1, Group 2, Group 3, Group 5, Group 6 or Group 7 could transmit/receive.

1.1.4 EUT Information

Operational Condition				
EUT Power Type	From Test Fixture			
EUT Function	☐	Outdoor AP	☐	Indoor AP
	☐	Fixed P2P AP	☒	Indoor Client
Beamforming Function	☒	With beamforming	☐	Without beamforming
Resource Unit(802.11ax)	☒	Full RU	☐	Partial RU

Type of EUT		
☒	Stand-alone	
☐	Combined (EUT where the radio part is fully integrated within another device)	
	Combined Equipment - Brand Name / Model No.:	…
☐	Plug-in radio (EUT intended for a variety of host systems)	
	Host System - Brand Name / Model No.:	
☐	Other:	

1.1.5 Mode Test Duty Cycle

<Non-Beamforming>

Mode	DC	DCF(dB)	T(s)	VBW(Hz) ≥ 1/T
802.11a_Nss1,(6Mbps)_4TX	0.879	0.56	1.397m	1k
802.11ax HEW20_Nss1,(MCS0)_4TX	0.617	2.1	316.563u	10k
802.11ax HEW40_Nss1,(MCS0)_4TX	0.738	1.32	547.813u	3k
802.11ax HEW80_Nss1,(MCS0)_4TX	0.598	2.23	297.188u	10k
802.11ax HEW80+80_Nss1,(MCS0)_2TX	0.598	2.23	297.5u	10k

Note. If DC < 0.98, the DCF was added while measuring Output power and PSD.

<Beamforming>

Mode	DC	DCF(dB)	T(s)	VBW(Hz) ≥ 1/T
802.11ax HEW20-BF_Nss1,(MCS0)_4TX	0.617	2.1	316.563u	10k
802.11ax HEW40-BF_Nss1,(MCS0)_4TX	0.738	1.32	547.813u	3k
802.11ax HEW80-BF_Nss1,(MCS0)_4TX	0.598	2.23	297.188u	10k
802.11ax HEW80+80-BF_Nss1,(MCS0)_2TX	0.598	2.23	297.5u	10k

Note. If DC < 0.98, the DCF was added while measuring Output power and PSD.

1.2 Testing Applied Standards

According to the specifications of the manufacturer, the EUT must comply with the requirements of the following standards:

- 47 CFR FCC Part 15
- ANSI C63.10-2013
- KDB 789033 D02 v02r01

The following reference test guidance is not within the scope of accreditation of TAF:

- KDB 662911 D01 v02r01
- KDB 414788 D01 v01r01

1.3 Testing Location Information

Test Lab.：Sporton International Inc. Hsinhua Laboratory				
☒ Hsinhua (**TAF:** 3785)	**ADD:** No.52, Huaya 1st Rd., Guishan Dist., Taoyuan City 333411, Taiwan (R.O.C.)			
	TEL: 886-3-327-3456		**FAX:** 886-3-327-0973	
Test site Designation No. TW3785 with FCC.				
Test Condition	**Test Site No.**	**Test Engineer**	**Test Environment**	**Test Date**
AC Conduction	CO04-HY	Daniel Lin	20.1~22.6°C / 51~63%	18/Sep/2021
RF Conducted	TH06-HY	Johnny Yu	20.6~25.6°C / 52~66%	18/Sep/2021
RF Conducted <80+80>	TH07-HY	Vivi Jiang	21.5~26.2°C / 54~65%	03/Nov/2021
Radiated	03CH03-HY	Billy Wang	24.9~26.9°C / 50~60%	07/Sep/2021~17/Sep/2021
Radiated <80+80>	03CH03-HY	Billy Wang	24.5~26.3°C / 51~62%	01/Nov/2021~02/Nov/2021
☐ Wen 33rd.St. (**TAF:** 3785)	**ADD:** No.14-1, Ln. 19, Wen 33rd St., Guishan Dist., Taoyuan City 333010, Taiwan (R.O.C.)			
	TEL: 886-3-318-0787		**FAX:** 886-3-318-0287	
Test site Designation No. TW0008 with FCC.				

1.4 Measurement Uncertainty

ISO/IEC 17025 requires that an estimate of the measurement uncertainties associated with the emissions test results be included in the report. The measurement uncertainties given below are based on a 95% confidence level (based on a coverage factor (k=2)

Test Items	**Uncertainty**	**Remark**
Conducted Emission (150kHz ~ 30MHz)	0.9 dB	Confidence levels of 95%
Radiated Emission (9kHz ~ 30MHz)	2.4 dB	Confidence levels of 95%
Radiated Emission (30MHz ~ 1,000MHz)	3.7 dB	Confidence levels of 95%
Radiated Emission (1GHz ~ 18GHz)	3.6 dB	Confidence levels of 95%
Radiated Emission (18GHz ~ 40GHz)	3.5 dB	Confidence levels of 95%
Conducted Emission	1.0 dB	Confidence levels of 95%
Temperature	0.41 °C	Confidence levels of 95%
Humidity	3.4 %	Confidence levels of 95%

2 Test Configuration of EUT

2.1 Test Channel Mode

Test Software Version	QATool_Dbg

<Non-Beamforming>

Mode	Power Setting
802.11a_Nss1,(6Mbps)_4TX	-
5180MHz	10.5
5200MHz	11
5240MHz	10.5
5745MHz	12.5
5785MHz	9
5825MHz	8.5
802.11ax HEW20_Nss1,(MCS0)_4TX	-
5180MHz	12
5200MHz	11.5
5240MHz	11.5
5745MHz	11.5
5785MHz	8
5825MHz	7
802.11ax HEW40_Nss1,(MCS0)_4TX	-
5190MHz	12.5
5230MHz	13.5
5755MHz	12
5795MHz	10
802.11ax HEW80_Nss1,(MCS0)_4TX	-
5210MHz	8
5775MHz	10
802.11ax HEW80+80_Nss1,(MCS0)_2TX(Port1&Port2)	-
#5210MHz,5775MHz	10
802.11ax HEW80+80_Nss1,(MCS0)_2TX(Port3&Port4)	-
5210MHz,#5775MHz	10

2.2 The Worst Case Measurement Configuration

The Worst Case Mode for Following Conformance Tests	
Tests Item	AC power-line conducted emissions
Condition	AC power-line conducted measurement for line and neutral Test Voltage: 120Vac / 60Hz
Operating Mode	CTX
1	Test Fixture mode

The Worst Case Mode for Following Conformance Tests	
Tests Item	Emission Bandwidth Maximum Conducted Output Power Peak Power Spectral Density
Test Condition	Conducted measurement at transmit chains

The Worst Case Mode for Following Conformance Tests			
Tests Item	Unwanted Emissions		
Test Condition	Radiated measurement If EUT consist of multiple antenna assembly (multiple antenna are used in EUT regardless of spatial multiplexing MIMO configuration), the radiated test should be performed with highest antenna gain of each antenna type.		
Operating Mode < 1GHz	CTX		
1	Test Fixture mode		
Operating Mode > 1GHz	CTX		
Orthogonal Planes of EUT	**X Plane**	**Y Plane**	**Z Plane**
Worst Planes of EUT			V

2.3 Support Equipment

Support Equipment – AC Conduction					
No.	**Equipment**	**Brand Name**	**Model Name**	**FCC ID**	**Remark**
1	Fixture	-	-	-	Provided by Customer
2	Adapter for Test fixture	I.T.E	CW1201000	-	-

Support Equipment – Conducted					
No.	**Equipment**	**Brand Name**	**Model Name**	**FCC ID**	**Remark**
1	Adapter	I.T.E	CW1201000	-	-
2	Fixture	-	-	-	Provided by Customer

Support Equipment – Radiated					
No.	**Equipment**	**Brand Name**	**Model Name**	**FCC ID**	**Remark**
1	Adapter	I.T.E	CW1201000	-	-
2	Fixture	-	-	-	Provided by Customer

2.4 Test Setup Diagram

Test Setup Diagram – AC Line Conducted Emission Test

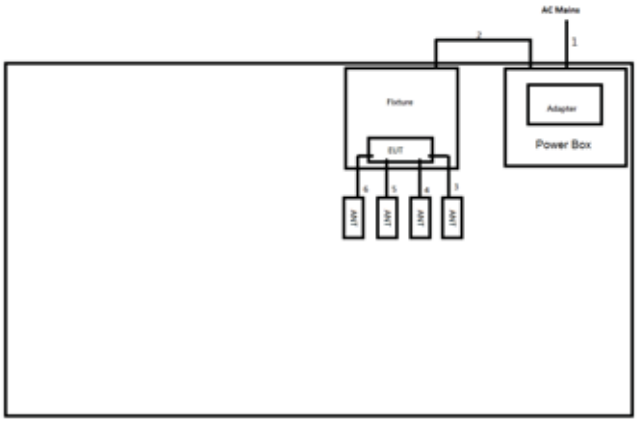

Item	Connection	Shielded	Length(m)	Remark
1	AC Power cable	No	1.8	-
2	DC Power cable	No	1.5	-
3	RF cable	No	0.1	-
4	RF cable	No	0.1	-
5	RF cable	No	0.1	-
6	RF cable	No	0.1	-

Test Setup Diagram - Radiated Test

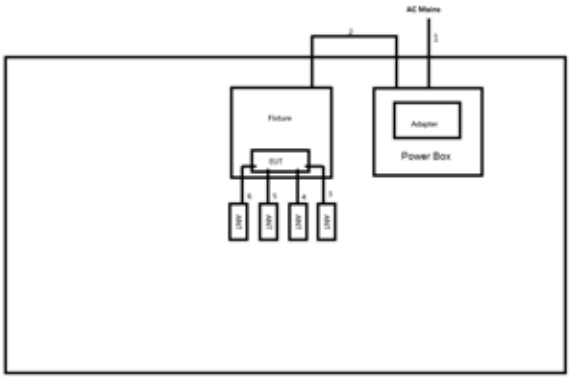

Item	Connection	Shielded	Length(m)	Remark
1	AC Power cable	No	1.8	-
2	DC Power cable	No	1.5	-
3	RF cable	No	0.1	-
4	RF cable	No	0.1	-
5	RF cable	No	0.1	-
6	RF cable	No	0.1	-

3 Transmitter Test Result

3.1 AC Power-line Conducted Emissions

3.1.1 AC Power-line Conducted Emissions Limit

AC Power-line Conducted Emissions Limit		
Frequency Emission (MHz)	**Quasi-Peak**	**Average**
0.15-0.5	66 - 56 *	56 - 46 *
0.5-5	56	46
5-30	60	50
Note 1: * Decreases with the logarithm of the frequency.		

3.1.2 Measuring Instruments

Refer a test equipment and calibration data table in this test report.

3.1.3 Test Procedures

Test Method
☒ Refer as ANSI C63.10-2013, clause 6.2 for AC power-line conducted emissions.

3.1.4 Measurement Results Calculation

The measured Level is calculated using:
Corrected Reading: Raw(Read Level) +LISN(LISN Factor) + CL(Cable Loss) + AT(Attenuator).

3.1.5 Test Setup

AC Power-line Conducted Emissions

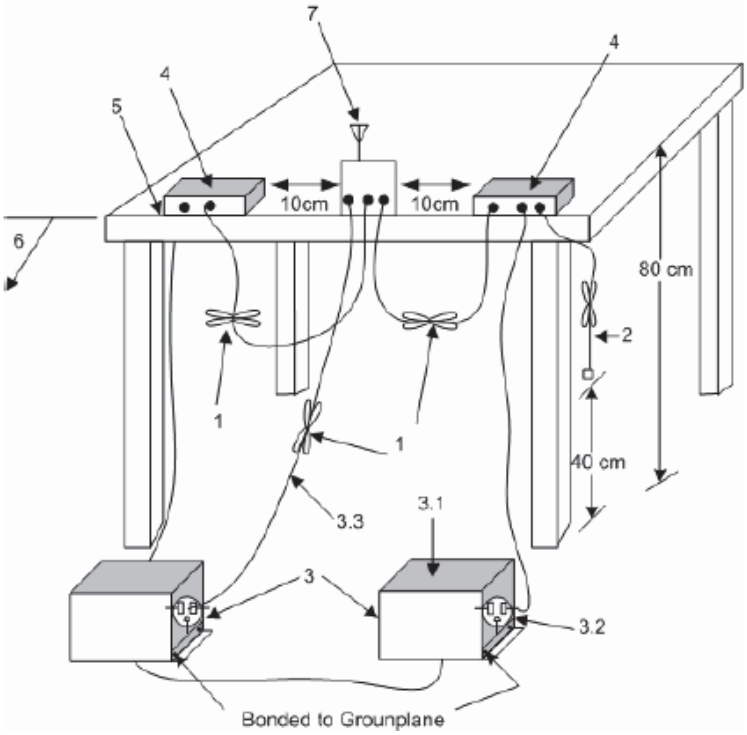

1—Interconnecting cables that hang closer than 40 cm to the ground plane shall be folded back and forth in the center forming a bundle 30 cm to 40 cm long.
2—The I/O cables that are not connected to an accessory shall be bundled in the center. The end of the cable may be terminated, if required, using the correct terminating impedance. The overall length shall not exceed 1 m.
3—EUT connected to one LISN. Unused LISN measuring port connectors shall be terminated in 50Ω loads. LISN may be placed on top of, or immediately beneath, reference ground plane.
3.1—All other equipment powered from additional LISN(s).
3.2—A multiple-outlet strip may be used for multiple power cords of non-EUT equipment.
3.3—LISN at least 80 cm from nearest part of EUT chassis.
4—Non-EUT components of EUT system being tested.
5—Rear of EUT, including peripherals, shall all be aligned and flush with edge of tabletop.
6—Edge of tabletop shall be 40 cm removed from a vertical conducting plane that is bonded to the ground plane.
7—Antenna can be integral or detachable. If detachable, then the antenna shall be attached for this test.

3.1.6 Test Result of AC Power-line Conducted Emissions

Refer as Appendix A

3.2 Emission Bandwidth

3.2.1 Emission Bandwidth Limit

Emission Bandwidth Limit
UNII Devices
☒ For the 5.15-5.25 GHz band, N/A
☐ For the 5.25-5.35 GHz band, N/A
☐ For the 5.47-5.725 GHz band, N/A
☒ For the 5.725-5.85 GHz band, 6 dB emission bandwidth ≥ 500kHz.

3.2.2 Measuring Instruments

Refer a test equipment and calibration data table in this test report.

3.2.3 Test Procedures

Test Method	
▪ For the emission bandwidth shall be measured using one of the options below:	
	☒ Refer as KDB 789033, clause C for EBW and clause D for OBW measurement.
	☐ Refer as ANSI C63.10, clause 6.9.3 for occupied bandwidth testing.
	☐ Refer as IC RSS-Gen, clause 6.7 for bandwidth testing.

3.2.4 Test Setup

Emission Bandwidth
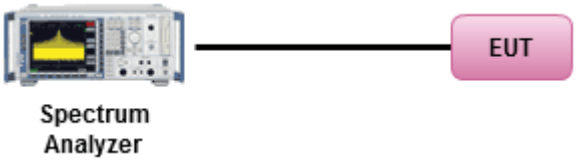

3.2.5 Test Result of Emission Bandwidth

Refer as Appendix B

3.3 Maximum Conducted Output Power

3.3.1 Maximum Conducted Output Power Limit

Maximum Conducted Output Power Limit	
UNII Devices	
☒	For the 5.15-5.25 GHz band:
	▪ Outdoor AP: the maximum conducted output power (P_{Out}) shall not exceed the lesser of 1 W. If G_{TX} > 6 dBi, then P_{Out} = 30 – (G_{TX} – 6). e.i.r.p. at any elevation angle above 30 degrees ≤ 125mW [21dBm]
	▪ Indoor AP: the maximum conducted output power (P_{Out}) shall not exceed the lesser of 1 W. If G_{TX} > 6 dBi, then P_{Out} = 30 – (G_{TX} – 6)
	▪ Point-to-point AP: the maximum conducted output power (P_{Out}) shall not exceed the lesser of 1 W If G_{TX} > 23 dBi, then P_{Out} = 30 – (G_{TX} – 23).
	▪ Mobile or Portable Client: the maximum conducted output power (P_{Out}) shall not exceed the lesser of 250 mW. If G_{TX} > 6 dBi, then P_{Out} = 24 – (G_{TX} – 6).
☐	For the 5.25-5.35 GHz band, the maximum conducted output power (P_{Out}) shall not exceed the lesser of 250 mW or 11 dBm + 10 log B, where B is the 26 dB emission bandwidth in MHz. If G_{TX} > 6 dBi, then P_{Out} = 24 – (G_{TX} – 6).
☐	For the 5.47-5.725 GHz band, the maximum conducted output power (P_{Out}) shall not exceed the lesser of 250 mW or 11 dBm + 10 log B, where B is the 26 dB emission bandwidth in MHz. If G_{TX} > 6 dBi, then P_{Out} = 24 – (G_{TX} – 6).
☒	For the 5.725-5.85 GHz band:
	▪ Point-to-multipoint systems (P2M): the maximum conducted output power (P_{Out}) shall not exceed the lesser of 1 W. If G_{TX} > 6 dBi, then P_{Out} = 30 – (G_{TX} – 6).
	▪ Point-to-point systems (P2P): the maximum conducted output power (P_{Out}) shall not exceed the lesser of 1 W.
P_{Out} = maximum conducted output power in dBm, **G_{TX}** = the maximum transmitting antenna directional gain in dBi.	

3.3.2 Measuring Instruments

Refer a test equipment and calibration data table in this test report.

3.3.3 Test Procedures

Test Method	
▪ Maximum Conducted Output Power	
	Duty cycle ≥ 98%
	☐ Refer as KDB 789033, clause E Method SA-2 (spectral trace averaging).
	Duty cycle < 98%
	☐ Refer as KDB 789033, clause E Method SA-2 Alt. (RMS detection with slow sweep speed)
	Wideband RF power meter and average over on/off periods with duty factor
	☒ Refer as KDB 789033, clause E Method PM (using an RF average power meter).
▪ For conducted measurement.	
	▪ If the EUT supports multiple transmit chains using options given below: Refer as KDB 662911, In-band power measurements. Using the measure-and-sum approach, measured all transmit ports individually. Sum the power (in linear power units e.g., mW) of all ports for each individual sample and save them.
	▪ If multiple transmit chains, EIRP calculation could be following as methods: $P_{total} = P_1 + P_2 + \ldots + P_n$ (calculated in linear unit [mW] and transfer to log unit [dBm]) $EIRP_{total} = P_{total} + DG$

3.3.4 Test Setup

RF Output Power (Power Meter)
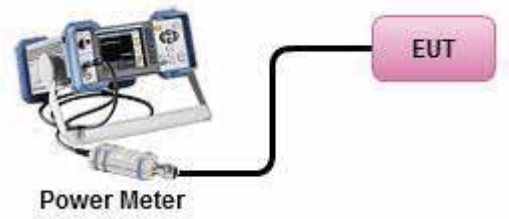

3.3.5 Test Result of Maximum Conducted Output Power

Refer as Appendix C

3.4 Peak Power Spectral Density

3.4.1 Peak Power Spectral Density Limit

Peak Power Spectral Density Limit	
UNII Devices	
☒	For the 5.15-5.25 GHz band:
	▪ Outdoor AP: the peak power spectral density (PPSD) shall not exceed the lesser of 17dBm/MHz. If G_{TX} > 6 dBi, then P_{Out} = 17 – (G_{TX} – 6).
	▪ Indoor AP: the peak power spectral density (PPSD) shall not exceed the lesser of 17dBm/MHz. If G_{TX} > 6 dBi, then P_{Out} = 17 – (G_{TX} – 6).
	▪ Point-to-point AP: the peak power spectral density (PPSD) shall not exceed the lesser of 17dBm/MHz. If G_{TX} > 23 dBi, then P_{Out} = 17 – (G_{TX} – 23).
	▪ Mobile or Portable Client: the peak power spectral density (PPSD) ≤ 11 dBm/MHz. If G_{TX} > 6 dBi, then PPSD= 11 – (G_{TX} – 6)..
☐	For the 5.25-5.35 GHz band, the peak power spectral density (PPSD) ≤ 11 dBm/MHz. If G_{TX} > 6 dBi, then PPSD= 11 – (G_{TX} – 6).
☐	For the 5.47-5.725 GHz band, the peak power spectral density (PPSD) ≤ 11 dBm/MHz. If G_{TX} > 6 dBi, then PPSD= 11 – (G_{TX} – 6).
☒	For the 5.725-5.85 GHz band:
	▪ Point-to-multipoint systems (P2M): the peak power spectral density (PPSD) ≤ 30 dBm/500kHz. If G_{TX} > 6 dBi, then PPSD= 30 – (G_{TX} – 6).
	▪ Point-to-point systems (P2P): the peak power spectral density (PPSD) ≤ 30 dBm/500kHz.
PPSD = peak power spectral density that he same method as used to determine the conducted output power shall be used to determine the power spectral density. And power spectral density in dBm/MHz **G_{TX}** = the maximum transmitting antenna directional gain in dBi.	

3.4.2 Measuring Instruments

Refer a test equipment and calibration data table in this test report.

3.4.3 Test Procedures

Test Method		
▪ Peak power spectral density procedures that the same method as used to determine the conducted output power shall be used to determine the peak power spectral density and use the peak search function on the spectrum analyzer to find the peak of the spectrum. For the peak power spectral density shall be measured using below options:		
	☐ Refer as KDB 789033, F)5) power spectral density can be measured using resolution bandwidths < 1 MHz provided that the results are integrated over 1 MHz bandwidth	
	Duty cycle ≥ 98%	
	☐ Refer as KDB 789033, clause E Method SA-2 (spectral trace averaging).	
	Duty cycle < 98%	
	☒ Refer as KDB 789033, clause E Method SA-2 Alt. (RMS detection with slow sweep speed)	
▪ For conducted measurement.		
	▪ If the EUT supports multiple transmit chains using options given below:	
		▪ Measure and sum the spectra across the outputs. Refer as KDB 662911, In-band power spectral density (PSD). Sample all transmit ports simultaneously using a spectrum analyzer for each transmit port. Where the trace bin-by-bin of each transmit port summing can be performed. (i.e., in the first spectral bin of output 1 is summed with that in the first spectral bin of output 2 and that from the first spectral bin of output 3, and so on up to the NTX output to obtain the value for the first frequency bin of the summed spectrum.). Add up the amplitude (power) values for the different transmit chains and use this as the new data trace.
	▪	If multiple transmit chains, EIRP PPSD calculation could be following as methods: $PPSD_{total} = PPSD_1 + PPSD_2 + \ldots + PPSD_n$ (calculated in linear unit [mW] and transfer to log unit [dBm]) $EIRP_{total} = PPSD_{total} + DG$

3.4.4 Test Setup

Power Spectral Density


3.4.5 Test Result of Peak Power Spectral Density

Refer as Appendix D

3.5 Unwanted Emissions

3.5.1 Transmitter Radiated Unwanted Emissions Limit

Unwanted emissions below 1 GHz and restricted band emissions above 1GHz limit			
Frequency Range (MHz)	**Field Strength (uV/m)**	**Field Strength (dBuV/m)**	**Measure Distance (m)**
0.009~0.490	2400/F(kHz)	48.5 - 13.8	300
0.490~1.705	24000/F(kHz)	33.8 - 23	30
1.705~30.0	30	29	30
30~88	100	40	3
88~216	150	43.5	3
216~960	200	46	3
Above 960	500	54	3

Note 1: Test distance for frequencies at or above 30 MHz, measurements may be performed at a distance other than the limit distance provided they are not performed in the near field and the emissions to be measured can be detected by the measurement equipment. When performing measurements at a distance other than that specified, the results shall be extrapolated to the specified distance using an extrapolation factor of 20 dB/decade (inverse of linear distance for field-strength measurements, inverse of linear distance-squared for power-density measurements).

Note 2: Test distance for frequencies at below 30 MHz, measurements may be performed at a distance closer than the EUT limit distance; however, an attempt should be made to avoid making measurements in the near field. When performing measurements below 30 MHz at a closer distance than the limit distance, the results shall be extrapolated to the specified distance by either making measurements at a minimum of two or more distances on at least one radial to determine the proper extrapolation factor or by using the square of an inverse linear distance extrapolation factor (40 dB/decade). The test report shall specify the extrapolation method used to determine compliance of the EUT.

Note 3: Using the distance of 1m during the test for above 18 GHz, and the test value to correct for the distance factor at 3m.

Un-restricted band emissions above 1GHz Limit	
Operating Band	**Limit**
5.15 - 5.25 GHz	e.i.r.p. -27 dBm [68.2 dBuV/m@3m]
5.25 - 5.35 GHz	e.i.r.p. -27 dBm [68.2 dBuV/m@3m]
5.47 - 5.725 GHz	e.i.r.p. -27 dBm [68.2 dBuV/m@3m]
5.725 - 5.85 GHz	5.650-5700 GHz: e.i.r.p. -27 ~ 10 dBm [68.2 ~ 105.2 dBuV/m@3m] 5.700-5720 GHz: e.i.r.p. 10 ~ 15.6 dBm [105.2 ~ 110.8 dBuV/m@3m] 5.720-5725 GHz: e.i.r.p. 15.6 ~ 27 dBm [110.8 ~ 122.2 dBuV/m@3m] 5.850-5.855 GHz: e.i.r.p. 27 ~ 15.6 dBm [122.2 ~ 110.8 dBuV/m@3m] 5.855-5.875 GHz: e.i.r.p. 15.6 ~ 10 dBm [110.8 ~ 105.2 dBuV/m@3m] 5.875-5.925 GHz: e.i.r.p. 10 ~ -27 dBm [105.2 ~ 68.2dBuV/m@3m] Other un-restricted band: e.i.r.p. -27 dBm [68.2 dBuV/m@3m]

Note 1: Measurements may be performed at a distance other than the limit distance provided they are not performed in the near field and the emissions to be measured can be detected by the measurement equipment. When performing measurements at a distance other than that specified, the results shall be extrapolated to the specified distance using an extrapolation factor of 20 dB/decade (inverse of linear distance for field-strength measurements, inverse of linear distance-squared for power-density measurements).

3.5.2 Measuring Instruments

Refer a test equipment and calibration data table in this test report.

3.5.3 Test Procedures

Test Method		
▪ Measurements may be performed at a distance other than the limit distance provided they are not performed in the near field and the emissions to be measured can be detected by the measurement equipment. Measurements shall not be performed at a distance greater than 30 m for frequencies above 30 MHz, unless it can be further demonstrated that measurements at a distance of 30 m or less are impractical. When performing measurements at a distance other than that specified, the results shall be extrapolated to the specified distance using an extrapolation factor of 20 dB/decade (inverse of linear distance for field-strength measurements, inverse of linear distance-squared for power-density measurements).		
▪ The average emission levels shall be measured in [duty cycle ≥ 98 or duty factor].		
▪ For the transmitter unwanted emissions shall be measured using following options below:		
	▪ Refer as KDB 789033, clause G)2) for unwanted emissions into non-restricted bands.	
	▪ Refer as KDB 789033, clause G)1) for unwanted emissions into restricted bands.	
		☒ Refer as KDB 789033, G)6) Method VB (ANSI C63.10, clause 4.1.4.2.3), Reduced VBW.
		☒ Refer as KDB 789033, clause G)5) (ANSI C63.10, clause 4.1.4.2.2), measurement procedure peak limit.
▪ For radiated measurement.		
	▪ Refer as ANSI C63.10, clause 6.4 for radiated emissions below 30 MHz and test distance is 3m.	
	▪ Refer as ANSI C63.10, clause 6.5 for radiated emissions 30 MHz to 1 GHz and test distance is 3m.	
	▪ Refer as ANSI C63.10, clause 6.6 for radiated emissions above 1GHz.	
▪ The any unwanted emissions level shall not exceed the fundamental emission level.		
▪ All amplitude of spurious emissions that are attenuated by more than 20 dB below the permissible value has no need to be reported.		

▪ Use the following spectrum analyzer settings:	
	▪ Set RBW=100 kHz for f < 1 GHz; VBW=3 * RBW; Sweep = auto; Detector function = peak; Trace = max hold.
	▪ Set RBW = 1 MHz, VBW= 3MHz for f ≥ 1 GHz for peak measurement. For average measurement, refer as 1.1.4.
▪ KDB 414788 Open-Field Test Sites and Chamber Correlation Justification.	
	▪ Based on FCC 15.31(f)(2): measurements may be performed at a distance closer than that specified in regulations; however, an attempt should be made to avoid making measurements in the near field.
	▪ Open-field site and chamber correlation testing had been performed and chamber measured test result is the worst case test result.

3.5.4 Measurement Results Calculation

The measured Level is calculated using:
Corrected Reading: Raw(Read Level) + AF(Antenna Factor) + CL(Cable Loss) - PA(Preamp Factor)

3.5.5 Test Setup

Transmitter Radiated Unwanted Emissions

9kHz ~30MHz

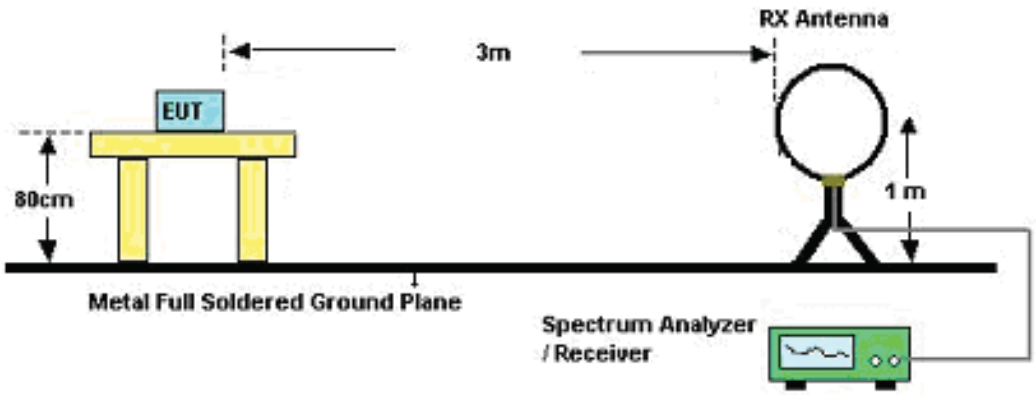

30MHz~1GHz

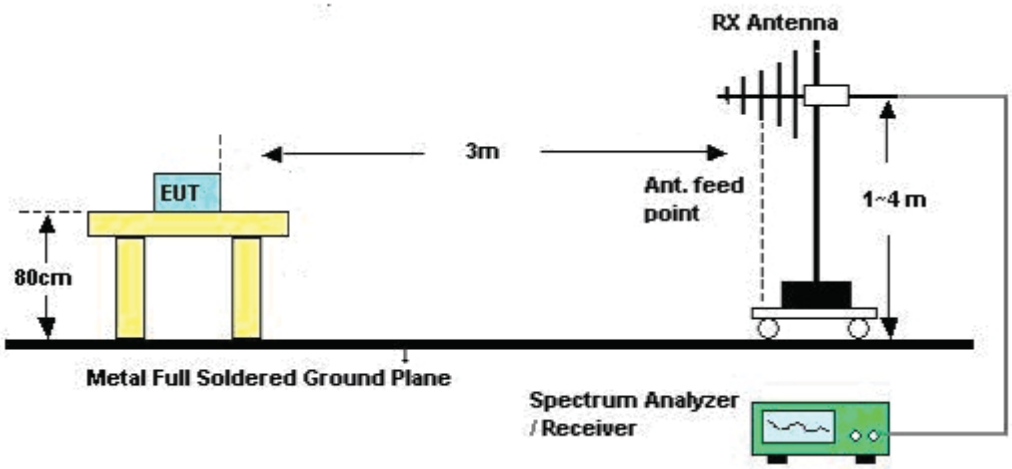

Above 1GHz

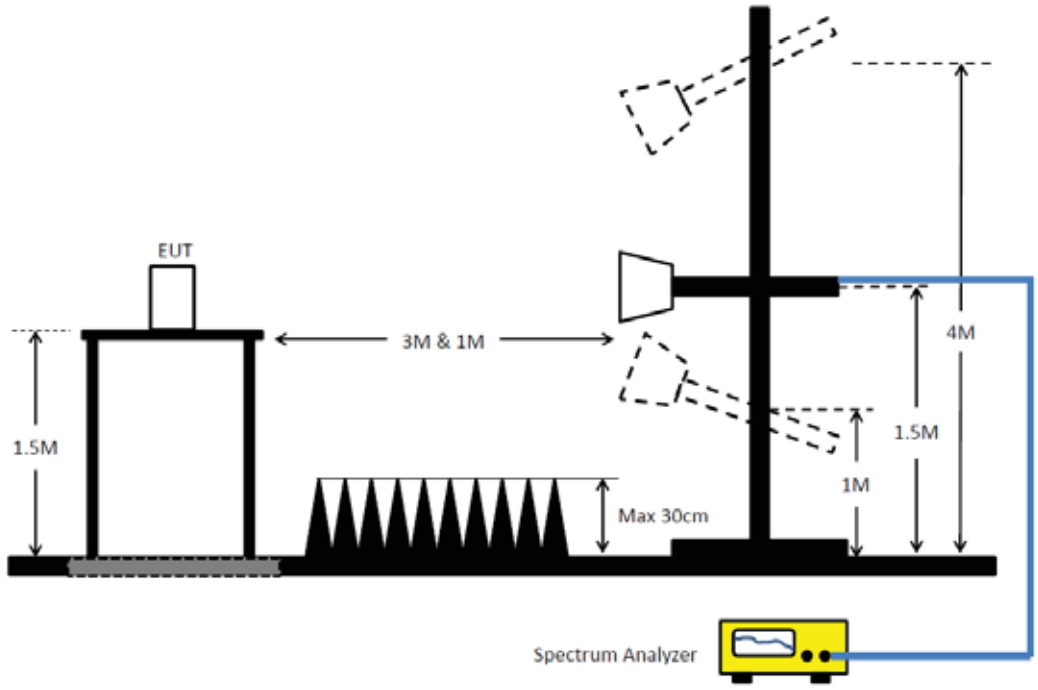

3.5.6 Transmitter Unwanted Emissions (Below 30MHz)

The amplitude of spurious emissions which are attenuated by more than 20dB below the permissible value has no need to be reported.

3.5.7 Test Result of Transmitter Unwanted Emissions

Refer as Appendix E

4 Test Equipment and Calibration Data

Instrument for AC Conduction

Instrument	Manufacturer /Brand	Model No.	Serial No.	Spec.	Calibration Date	Calibration Due Date
EMI Test Receiver	R&S	ESR	102052	9kHz ~ 3.6GHz	19/Apr/2021	18/Apr/2022
LISN	R&S	ENV216	101295	9kHz ~ 30MHz	11/Nov/2020	10/Nov/2021
RF Cable 5m	TITAN	TITAN	CO04-cable-01	0.1MHz~200MHz	03/Mar/2021	02/Mar/2022
Impuls Begrenzer Pulse Limiter	SCHWARZBECK	VTSD 9561-F	9561-F041	9kHz ~ 30MHz	15/Sep/2021	14/Sep/2022

Instrument for Conducted Test

Instrument	Manufacturer /Brand	Model No.	Serial No.	Spec.	Calibration Date	Calibration Due Date
Signal Analyzer	R&S	FSV 40	101029	10Hz~40GHz	19/Oct/2020	18/Oct/2021
SMB100A Signal Generator	R&S	SMB100A03	181147	100kHz~40GHz	20/Oct/2020	19/Oct/2021
Pulse Sensor	Anritsu	MA2411B	1027452	300MHz~40GHz	25/Mar/2021	24/Mar/2022
Power Meter	Anritsu	ML2495A	1124009	300MHz~40GHz	25/Mar/2021	24/Mar/2022

Instrument for Conducted Test <80+80>

Instrument	Manufacturer /Brand	Model No.	Serial No.	Spec.	Calibration Date	Calibration Due Date
Signal Analyzer	R&S	FSV 40	101515	10Hz~40GHz	26/Mar/2021	25/Mar/2022
SMB100A Signal Generator	R&S	SMB100A03	181239	100kHz~40GHz	21/Oct/2021	20/Oct/2022
Pulse Sensor	Anritsu	MA2411B	1339407	300MHz~40GHz	30/Dec/2020	29/Dec/2021
Power Meter	Anritsu	ML2495A	1517010	300MHz~40GHz	27/Nov/2020	26/Nov/2021

Instrument for Radiated Test

Instrument	Manufacturer /Brand	Model No.	Serial No.	Spec.	Calibration Date	Calibration Due Date
3m Semi Anechoic Chamber	SIDT FRANKONIA	SAC-3M	03CH03-HY	30MHz~1GHz 3m	03/Aug/2021	02/Aug/2022
3m Semi Anechoic Chamber	SIDT FRANKONIA	SAC-3M	03CH03-HY	1GHz~18GHz 3m	03/Aug/2021	02/Aug/2022
Signal Analyzer	R&S	FSV 40	101515	10Hz~40GHz	26/Mar/2021	25/Mar/2022
Amplifier	HP	8447D	2944A08033	10kHz~1.3GHz	13/Apr/2021	12/Apr/2022
Microwave Preamplifier	Agilent	8449B	3008A02326	1GHz~26.5GHz	15/Jul/2021	14/Jul/2022
Bilog Antenna & 6dB Attenuator	SCHAFFNER / EMCI	CBL6112B / N-6-05	22237 / AT-N-0603	30MHz~1GHz	25/Oct/2020	24/Oct/2021
Double Ridged Guide Horn Antenna	SCHWARZBECK	BBHA 9120 D	BBHA 9120 D 1531	1GHz~18GHz	24/Mar/2021	23/Mar/2022
RF Cable-R03m	Jye Bao	RG142	CB021	9kHz~30MHz	16/Jun/2021	15/Jun/2022
RF Cable-R03m	Jye Bao	RG142	MY37335/4+CB021-1+CB021-2	30MHz~1GHz	17/Mar/2021	16/Mar/2022
RF CABLE 5+6m	HUBER+SUHNER	SUOFLEX 104	SN MY38596/4+SN 804300/4	1GHz~40GHz	28/Jul/2021	27/Jul/2022
Broadband Horn Antenna	SCHWARZBECK	BBHA 9170	BBHA 9170221	15GHz~40GHz	11/Mar/2021	10/Mar/2022
Microwave Premplifier	EMC INSTRUMENTS	EM18G40G	060604	18GHz ~ 40GHz	09/Mar/2021	08/Mar/2022
Loop Antenna	TESEQ	HLA 6120	31244	9kHz~30MHz	16/Mar/2021	15/Mar/2022
EMI Test Receiver	R&S	ESR3	102052	9kHz~3.6GHz	19/Apr/2021	18/Apr/2022

Instrument for Radiated Test <80+80>

Instrument	Manufacturer /Brand	Model No.	Serial No.	Spec.	Calibration Date	Calibration Due Date
3m Semi Anechoic Chamber	SIDT FRANKONIA	SAC-3M	03CH03-HY	30MHz~1GHz 3m	03/Aug/2021	02/Aug/2022
Signal Analyzer	R&S	FSV 40	101515	10Hz~40GHz	26/Mar/2021	25/Mar/2022
Microwave Preamplifier	Agilent	8449B	3008A02326	1GHz~26.5GHz	15/Jul/2021	14/Jul/2022
Double Ridged Guide Horn Antenna	SCHWARZBECK	BBHA 9120 D	BBHA 9120 D 1531	1GHz~18GHz	24/Mar/2021	23/Mar/2022
RF CABLE 5+6m	HUBER+SUHNER	SUOFLEX 104	SN MY38596/4+SN 804300/4	1GHz~40GHz	28/Jul/2021	27/Jul/2022
Broadband Horn Antenna	SCHWARZBECK	BBHA 9170	BBHA 9170221	15GHz~40GHz	11/Mar/2021	10/Mar/2022
Microwave Premplifier	EMC INSTRUMENTS	EM18G40G	060604	18GHz~40GHz	09/Mar/2021	08/Mar/2022

Summary

Mode	Result	Type	Freq (Hz)	Level (dBuV)	Limit (dBuV)	Margin (dB)	Condition
Mode 1	Pass	QP	580.524k	44.57	56.00	-11.43	Neutral

Mode Configure

Mode	Result	Type	Freq (Hz)	Level (dBuV)	Limit (dBuV)	Margin (dB)	Condition	Comments
Mode 1	Pass	QP	156.734k	52.00	65.64	-13.64	Line	-
Mode 1	Pass	AV	156.734k	31.06	55.64	-24.58	Line	-
Mode 1	Pass	QP	179.518k	50.11	64.51	-14.40	Line	-
Mode 1	Pass	AV	179.518k	32.93	54.51	-21.58	Line	-
Mode 1	Pass	QP	214.845k	46.34	63.02	-16.68	Line	-
Mode 1	Pass	AV	214.845k	28.58	53.02	-24.44	Line	-
Mode 1	Pass	QP	575.907k	42.13	56.00	-13.87	Line	-
Mode 1	Pass	AV	575.907k	30.96	46.00	-15.04	Line	-
Mode 1	Pass	QP	1.782M	27.25	56.00	-28.75	Line	-
Mode 1	Pass	AV	1.782M	19.61	46.00	-26.39	Line	-
Mode 1	Pass	QP	9.456M	26.92	60.00	-33.08	Line	-
Mode 1	Pass	AV	9.456M	19.56	50.00	-30.44	Line	-
Mode 1	Pass	QP	151.807k	52.80	65.90	-13.10	Neutral	-
Mode 1	Pass	AV	151.807k	35.94	55.90	-19.96	Neutral	-
Mode 1	Pass	QP	185.344k	49.23	64.24	-15.01	Neutral	-
Mode 1	Pass	AV	185.344k	32.61	54.24	-21.63	Neutral	-
Mode 1	Pass	QP	213.137k	46.47	63.07	-16.60	Neutral	-
Mode 1	Pass	AV	213.137k	30.46	53.07	-22.61	Neutral	-
Mode 1	Pass	QP	580.524k	44.57	56.00	-11.43	Neutral	-
Mode 1	Pass	AV	580.524k	33.53	46.00	-12.47	Neutral	-
Mode 1	Pass	QP	1.254M	27.75	56.00	-28.25	Neutral	-
Mode 1	Pass	AV	1.254M	20.01	46.00	-25.99	Neutral	-
Mode 1	Pass	QP	14.436M	26.78	60.00	-33.22	Neutral	-
Mode 1	Pass	AV	14.436M	18.13	50.00	-31.87	Neutral	-

Conducted Emissions at Powerline_Mode 1

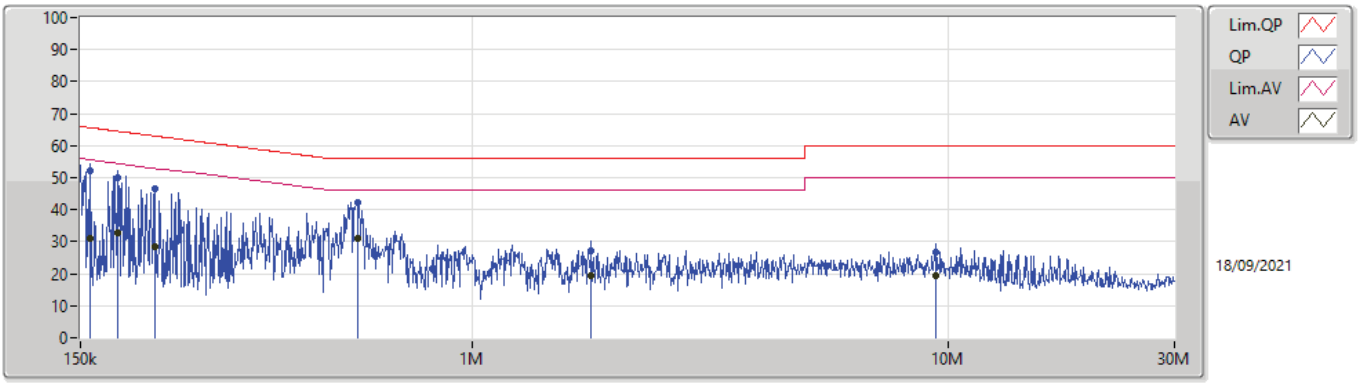

Type	Freq	Level	Limit	Margin	Factor	Condition	Comment	Raw	LISN	CL	AT
	(Hz)	(dBuV)	(dBuV)	(dB)	(dB)			(dBuV)	(dB)	(dB)	(dB)
QP	156.734k	52.00	65.64	-13.64	19.62	Line	-	32.38	9.69	0.04	9.89
AV	156.734k	31.06	55.64	-24.58	19.62	Line	-	11.44	9.69	0.04	9.89
QP	179.518k	50.11	64.51	-14.40	19.61	Line	-	30.50	9.68	0.04	9.89
AV	179.518k	32.93	54.51	-21.58	19.61	Line	-	13.32	9.68	0.04	9.89
QP	214.845k	46.34	63.02	-16.68	19.61	Line	-	26.73	9.68	0.04	9.89
AV	214.845k	28.58	53.02	-24.44	19.61	Line	-	8.97	9.68	0.04	9.89
QP	575.907k	42.13	56.00	-13.87	19.63	Line	-	22.50	9.67	0.07	9.89
AV	575.907k	30.96	46.00	-15.04	19.63	Line	-	11.33	9.67	0.07	9.89
QP	1.782M	27.25	56.00	-28.75	19.66	Line	-	7.59	9.68	0.10	9.88
AV	1.782M	19.61	46.00	-26.39	19.66	Line	-	-0.05	9.68	0.10	9.88
QP	9.456M	26.92	60.00	-33.08	19.81	Line	-	7.11	9.72	0.20	9.89
AV	9.456M	19.56	50.00	-30.44	19.81	Line	-	-0.25	9.72	0.20	9.89

Conducted Emissions at Powerline_Mode 1

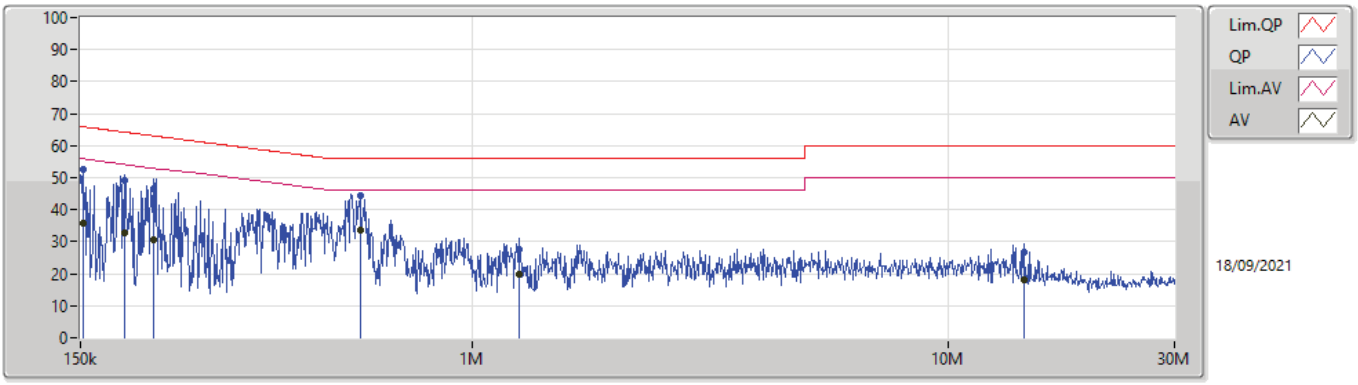

Type	Freq	Level	Limit	Margin	Factor	Condition	Comment	Raw	LISN	CL	AT
	(Hz)	(dBuV)	(dBuV)	(dB)	(dB)			(dBuV)	(dB)	(dB)	(dB)
QP	151.807k	52.80	65.90	-13.10	19.62	Neutral	-	33.18	9.69	0.04	9.89
AV	151.807k	35.94	55.90	-19.96	19.62	Neutral	-	16.32	9.69	0.04	9.89
QP	185.344k	49.23	64.24	-15.01	19.61	Neutral	-	29.62	9.68	0.04	9.89
AV	185.344k	32.61	54.24	-21.63	19.61	Neutral	-	13.00	9.68	0.04	9.89
QP	213.137k	46.47	63.07	-16.60	19.61	Neutral	-	26.86	9.68	0.04	9.89
AV	213.137k	30.46	53.07	-22.61	19.61	Neutral	-	10.85	9.68	0.04	9.89
QP	580.524k	44.57	56.00	-11.43	19.63	Neutral	-	24.94	9.67	0.07	9.89
AV	580.524k	33.53	46.00	-12.47	19.63	Neutral	-	13.90	9.67	0.07	9.89
QP	1.254M	27.75	56.00	-28.25	19.65	Neutral	-	8.10	9.67	0.09	9.89
AV	1.254M	20.01	46.00	-25.99	19.65	Neutral	-	0.36	9.67	0.09	9.89
QP	14.436M	26.78	60.00	-33.22	19.88	Neutral	-	6.90	9.74	0.25	9.89
AV	14.436M	18.13	50.00	-31.87	19.88	Neutral	-	-1.75	9.74	0.25	9.89

Summary

Mode	Result	Type	Freq (Hz)	Level (dBuV)	Limit (dBuV)	Margin (dB)	Condition
Mode 1	Pass	AV	569.051k	37.32	46.00	-8.68	Neutral

Mode Configure

Mode	Result	Type	Freq (Hz)	Level (dBuV)	Limit (dBuV)	Margin (dB)	Condition	Comments
Mode 1	Pass	QP	152.414k	49.02	65.87	-16.85	Line	-
Mode 1	Pass	AV	152.414k	31.72	55.87	-24.15	Line	-
Mode 1	Pass	QP	189.837k	44.22	64.05	-19.83	Line	-
Mode 1	Pass	AV	189.837k	26.86	54.05	-27.19	Line	-
Mode 1	Pass	QP	223.595k	41.19	62.69	-21.50	Line	-
Mode 1	Pass	AV	223.595k	22.82	52.69	-29.87	Line	-
Mode 1	Pass	QP	569.051k	43.62	56.00	-12.38	Line	-
Mode 1	Pass	AV	569.051k	34.39	46.00	-11.61	Line	-
Mode 1	Pass	QP	1.21M	27.93	56.00	-28.07	Line	-
Mode 1	Pass	AV	1.21M	20.30	46.00	-25.70	Line	-
Mode 1	Pass	QP	8.456M	27.37	60.00	-32.63	Line	-
Mode 1	Pass	AV	8.456M	19.75	50.00	-30.25	Line	-
Mode 1	Pass	QP	153.636k	49.49	65.81	-16.32	Neutral	-
Mode 1	Pass	AV	153.636k	32.95	55.81	-22.86	Neutral	-
Mode 1	Pass	QP	162.467k	40.69	65.33	-24.64	Neutral	-
Mode 1	Pass	AV	162.467k	23.76	55.33	-31.57	Neutral	-
Mode 1	Pass	QP	181.681k	44.18	64.41	-20.23	Neutral	-
Mode 1	Pass	AV	181.681k	30.25	54.41	-24.16	Neutral	-
Mode 1	Pass	QP	569.051k	46.84	56.00	-9.16	Neutral	-
Mode 1	Pass	AV	569.051k	37.32	46.00	-8.68	Neutral	-
Mode 1	Pass	QP	678.32k	35.16	56.00	-20.84	Neutral	-
Mode 1	Pass	AV	678.32k	25.95	46.00	-20.05	Neutral	-
Mode 1	Pass	QP	12.404M	26.31	60.00	-33.69	Neutral	-
Mode 1	Pass	AV	12.404M	18.76	50.00	-31.24	Neutral	-

Conducted Emissions at Powerline_Mode 1

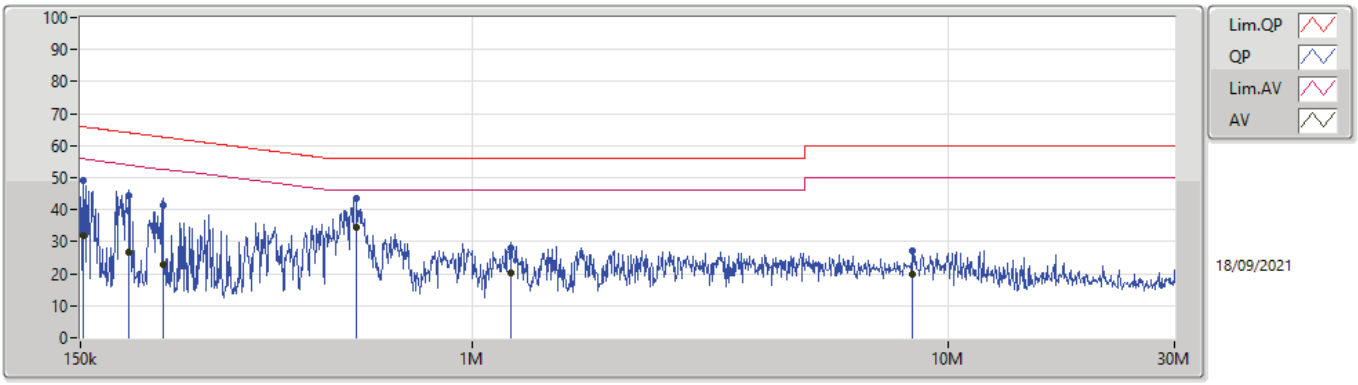

Type	Freq	Level	Limit	Margin	Factor	Condition	Comment	Raw	LISN	CL	AT
	(Hz)	(dBuV)	(dBuV)	(dB)	(dB)			(dBuV)	(dB)	(dB)	(dB)
QP	152.414k	49.02	65.87	-16.85	19.62	Line	-	29.40	9.69	0.04	9.89
AV	152.414k	31.72	55.87	-24.15	19.62	Line	-	12.10	9.69	0.04	9.89
QP	189.837k	44.22	64.05	-19.83	19.61	Line	-	24.61	9.68	0.04	9.89
AV	189.837k	26.86	54.05	-27.19	19.61	Line	-	7.25	9.68	0.04	9.89
QP	223.595k	41.19	62.69	-21.50	19.61	Line	-	21.58	9.68	0.04	9.89
AV	223.595k	22.82	52.69	-29.87	19.61	Line	-	3.21	9.68	0.04	9.89
QP	569.051k	43.62	56.00	-12.38	19.63	Line	-	23.99	9.67	0.07	9.89
AV	569.051k	34.39	46.00	-11.61	19.63	Line	-	14.76	9.67	0.07	9.89
QP	1.21M	27.93	56.00	-28.07	19.65	Line	-	8.28	9.67	0.09	9.89
AV	1.21M	20.30	46.00	-25.70	19.65	Line	-	0.65	9.67	0.09	9.89
QP	8.456M	27.37	60.00	-32.63	19.79	Line	-	7.58	9.71	0.19	9.89
AV	8.456M	19.75	50.00	-30.25	19.79	Line	-	-0.04	9.71	0.19	9.89

Conducted Emissions at Powerline_Mode 1

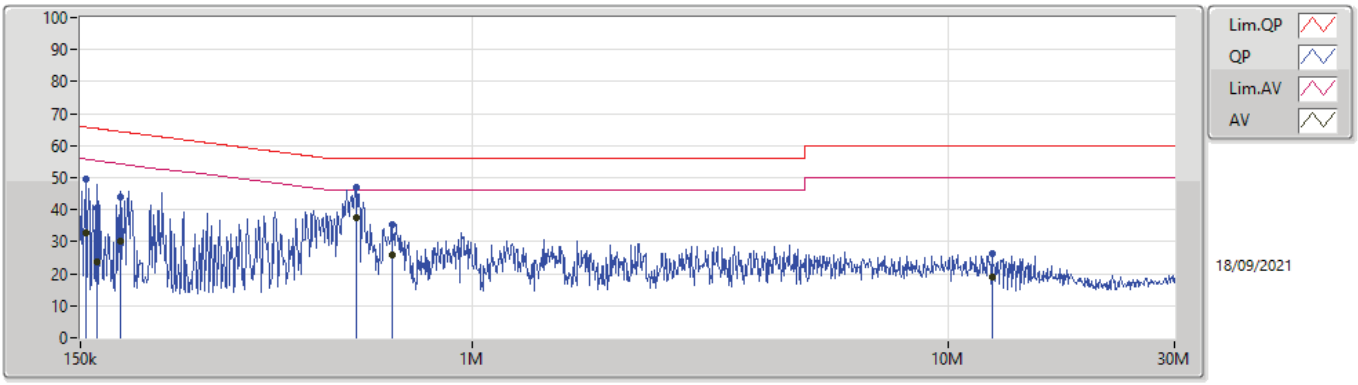

Type	Freq	Level	Limit	Margin	Factor	Condition	Comment	Raw	LISN	CL	AT
	(Hz)	(dBuV)	(dBuV)	(dB)	(dB)			(dBuV)	(dB)	(dB)	(dB)
QP	153.636k	49.49	65.81	-16.32	19.62	Neutral	-	29.87	9.69	0.04	9.89
AV	153.636k	32.95	55.81	-22.86	19.62	Neutral	-	13.33	9.69	0.04	9.89
QP	162.467k	40.69	65.33	-24.64	19.62	Neutral	-	21.07	9.69	0.04	9.89
AV	162.467k	23.76	55.33	-31.57	19.62	Neutral	-	4.14	9.69	0.04	9.89
QP	181.681k	44.18	64.41	-20.23	19.61	Neutral	-	24.57	9.68	0.04	9.89
AV	181.681k	30.25	54.41	-24.16	19.61	Neutral	-	10.64	9.68	0.04	9.89
QP	569.051k	46.84	56.00	-9.16	19.63	Neutral	-	27.21	9.67	0.07	9.89
AV	569.051k	37.32	46.00	-8.68	19.63	Neutral	-	17.69	9.67	0.07	9.89
QP	678.32k	35.16	56.00	-20.84	19.63	Neutral	-	15.53	9.67	0.07	9.89
AV	678.32k	25.95	46.00	-20.05	19.63	Neutral	-	6.32	9.67	0.07	9.89
QP	12.404M	26.31	60.00	-33.69	19.86	Neutral	-	6.45	9.74	0.23	9.89
AV	12.404M	18.76	50.00	-31.24	19.86	Neutral	-	-1.10	9.74	0.23	9.89

Summary

Mode	Max-N dB (Hz)	Max-OBW (Hz)	ITU-Code	Min-N dB (Hz)	Min-OBW (Hz)
5.15-5.25GHz	-	-	-	-	-
802.11a_Nss1,(6Mbps)_4TX	20.25M	16.762M	16M8D1D	19.89M	16.522M
802.11ax HEW20_Nss1,(MCS0)_4TX	33.36M	19.16M	19M2D1D	19.83M	18.831M
802.11ax HEW40_Nss1,(MCS0)_4TX	39.6M	37.661M	37M7D1D	39.42M	37.541M
802.11ax HEW80_Nss1,(MCS0)_4TX	80.28M	77.001M	77M0D1D	80.16M	76.642M
802.11ax HEW80+80_Nss1,(MCS0)_2TX(Port1&Port2)	80.04M	76.593M	76M6D1D	80.04M	76.576M
5.725-5.85GHz	-	-	-	-	-
802.11a_Nss1,(6Mbps)_4TX	16.26M	16.792M	16M8D1D	15.03M	16.552M
802.11ax HEW20_Nss1,(MCS0)_4TX	18.99M	19.16M	19M2D1D	18.03M	19.1M
802.11ax HEW40_Nss1,(MCS0)_4TX	35.1M	37.661M	37M7D1D	30.12M	37.541M
802.11ax HEW80_Nss1,(MCS0)_4TX	75.12M	76.762M	76M8D1D	73.8M	76.642M
802.11ax HEW80+80_Nss1,(MCS0)_2TX(Port3&Port4)	74.88M	76.768M	76M8D1D	74.88M	76.691M

Max-N dB = Maximum 6dB down bandwidth for 5.725-5.85GHz band / Maximum 26dB down bandwidth for other band;
Max-OBW = Maximum 99% occupied bandwidth;
Min-N dB = Minimum 6dB down bandwidth for 5.725-5.85GHz band / Maximum 26dB down bandwidth for other band;
Min-OBW = Minimum 99% occupied bandwidth

Result

Mode	Result	Limit (Hz)	Port 1-N dB (Hz)	Port 1-OBW (Hz)	Port 2-N dB (Hz)	Port 2-OBW (Hz)	Port 3-N dB (Hz)	Port 3-OBW (Hz)	Port 4-N dB (Hz)	Port 4-OBW (Hz)
802.11a_Nss1,(6Mbps)_4TX	-	-	-	-	-	-	-	-	-	-
5180MHz	Pass	Inf	20.25M	16.762M	20.01M	16.642M	20.04M	16.582M	19.98M	16.522M
5200MHz	Pass	Inf	20.22M	16.732M	20.07M	16.642M	19.98M	16.642M	20.13M	16.672M
5240MHz	Pass	Inf	20.22M	16.732M	20.04M	16.642M	20.01M	16.612M	19.89M	16.642M
5745MHz	Pass	500k	15.54M	16.762M	15.63M	16.642M	15.42M	16.612M	15.45M	16.552M
5785MHz	Pass	500k	15.54M	16.762M	15.99M	16.612M	15.03M	16.612M	16.26M	16.582M
5825MHz	Pass	500k	16.02M	16.792M	15.06M	16.642M	16.02M	16.642M	16.05M	16.582M
802.11ax HEW20_Nss1,(MCS0)_4TX	-	-	-	-	-	-	-	-	-	-
5180MHz	Pass	Inf	32.13M	19.16M	30.9M	19.16M	22.68M	19.13M	29.31M	19.13M
5200MHz	Pass	Inf	33.36M	19.1M	25.14M	19.04M	26.25M	19.1M	28.2M	19.13M
5240MHz	Pass	Inf	19.98M	18.831M	20.04M	18.861M	19.83M	18.891M	19.92M	18.861M
5745MHz	Pass	500k	18.03M	19.16M	18.75M	19.1M	18.06M	19.13M	18.96M	19.1M
5785MHz	Pass	500k	18.75M	19.1M	18.81M	19.1M	18.27M	19.16M	18.99M	19.1M
5825MHz	Pass	500k	18.78M	19.1M	18.66M	19.1M	18.54M	19.1M	18.6M	19.13M
802.11ax HEW40_Nss1,(MCS0)_4TX	-	-	-	-	-	-	-	-	-	-
5190MHz	Pass	Inf	39.54M	37.601M	39.6M	37.661M	39.42M	37.661M	39.48M	37.601M
5230MHz	Pass	Inf	39.6M	37.541M	39.42M	37.601M	39.6M	37.601M	39.6M	37.541M
5755MHz	Pass	500k	35.1M	37.601M	35.04M	37.601M	35.1M	37.541M	35.1M	37.601M
5795MHz	Pass	500k	34.2M	37.661M	35.04M	37.541M	35.1M	37.541M	30.12M	37.541M
802.11ax HEW80_Nss1,(MCS0)_4TX	-	-	-	-	-	-	-	-	-	-
5210MHz	Pass	Inf	80.16M	76.642M	80.28M	76.642M	80.28M	76.762M	80.28M	77.001M
5775MHz	Pass	500k	75.12M	76.642M	75M	76.762M	73.8M	76.762M	75M	76.642M
802.11ax HEW80+80_Nss1,(MCS0)_2TX(Port1&Port2)	-	-	-	-	-	-	-	-	-	-
#5210MHz,5775MHz	Pass	Inf	80.04M	76.576M	80.04M	76.593M				
802.11ax HEW80+80_Nss1,(MCS0)_2TX(Port3&Port4)	-	-	-	-	-	-	-	-	-	-
5210MHz,#5775MHz	Pass	500k					74.88M	76.691M	74.88M	76.768M

Port X-N dB = Port X 6dB down bandwidth for 5.725-5.85GHz band / 26dB down bandwidth for other band
Port X-OBW = Port X 99% occupied bandwidth

802.11a_Nss1,(6Mbps)_4TX EBW

5180MHz

18/09/2021

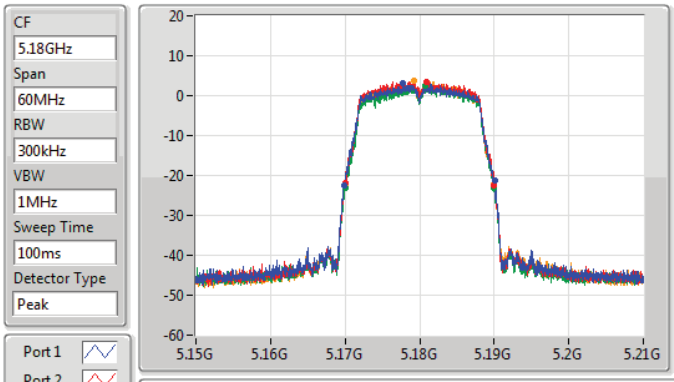

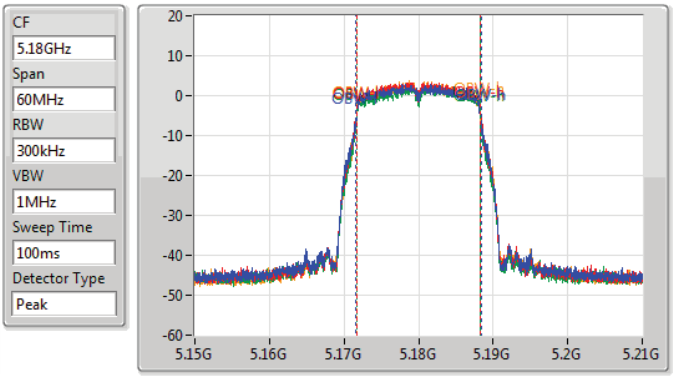

26dB(Hz)	Fl-26dB(Hz)	Fh-26dB(Hz)	OBW(Hz)	Fl-OBW(Hz)	Fh-OBW(Hz)	Limit(Hz)	Port
20.25M	5.16983G	5.19008G	16.762M	5.171604G	5.188366G	Inf	1
20.01M	5.16998G	5.18999G	16.642M	5.171664G	5.188306G	Inf	2
20.04M	5.16998G	5.19002G	16.582M	5.171694G	5.188276G	Inf	3
19.98M	5.16998G	5.18996G	16.522M	5.1717 24G	5.188246G	Inf	4

802.11a_Nss1,(6Mbps)_4TX EBW

5200MHz

18/09/2021

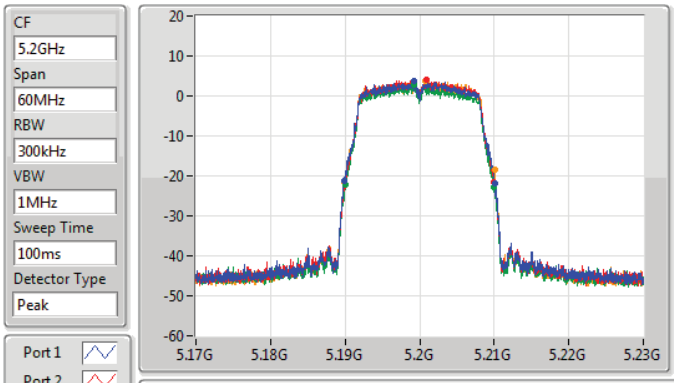

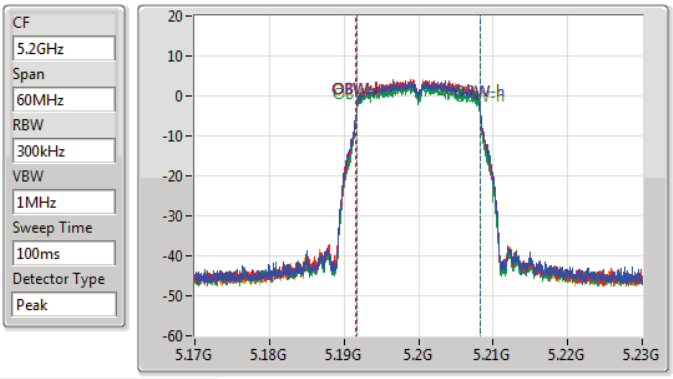

26dB(Hz)	Fl-26dB(Hz)	Fh-26dB(Hz)	OBW(Hz)	Fl-OBW(Hz)	Fh-OBW(Hz)	Limit(Hz)	Port
20.22M	5.18983G	5.21005G	16.732M	5.191604G	5.208336G	Inf	1
20.07M	5.18992G	5.20999G	16.642M	5.191664G	5.208306G	Inf	2
19.98M	5.19001G	5.20999G	16.642M	5.191664G	5.208306G	Inf	3
20.13M	5.18992G	5.21005G	16.672M	5.191634G	5.208306G	Inf	4

802.11a_Nss1,(6Mbps)_4TX EBW

5240MHz

18/09/2021

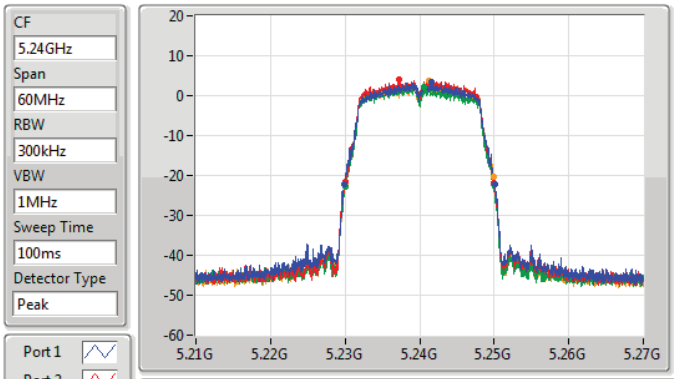

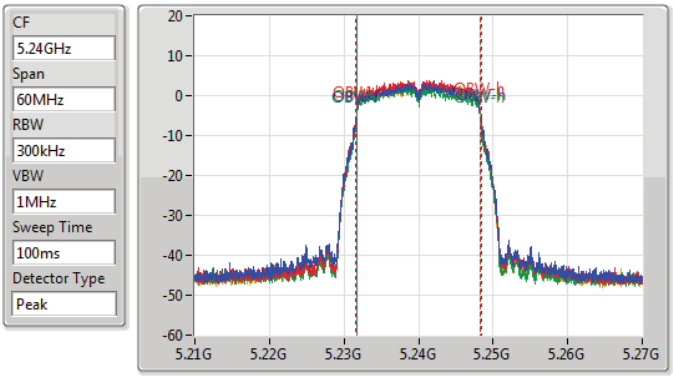

26dB(Hz)	Fl-26dB(Hz)	Fh-26dB(Hz)	OBW(Hz)	Fl-OBW(Hz)	Fh-OBW(Hz)	Limit(Hz)	Port
20.22M	5.22986G	5.25008G	16.732M	5.231634G	5.248366G	Inf	1
20.04M	5.22998G	5.25002G	16.642M	5.231664G	5.248306G	Inf	2
20.01M	5.22998G	5.24999G	16.612M	5.231664G	5.248276G	Inf	3
19.89M	5.22998G	5.24987G	16.642M	5.231664G	5.248306G	Inf	4

802.11a_Nss1,(6Mbps)_4TX EBW

5745MHz

18/09/2021

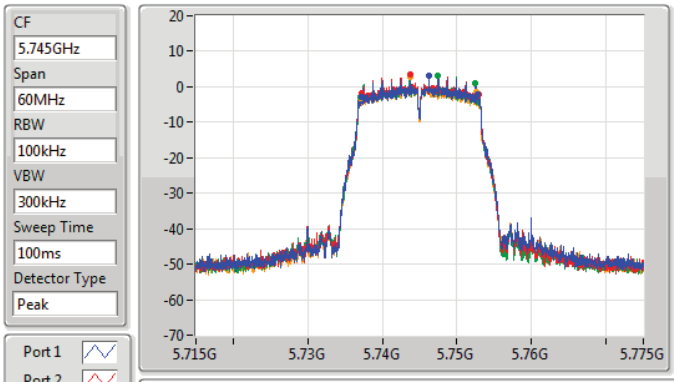

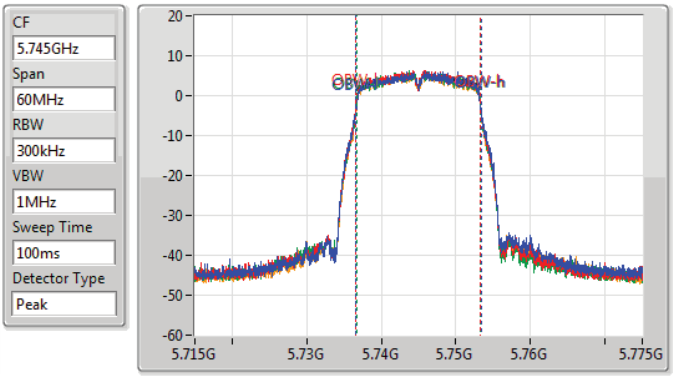

6dB(Hz)	Fl-6dB(Hz)	Fh-6dB(Hz)	OBW(Hz)	Fl-OBW(Hz)	Fh-OBW(Hz)	Limit(Hz)	Port
15.54M	5.7372G	5.75274G	16.762M	5.736604G	5.753366G	500k	1
15.63M	5.73723G	5.75286G	16.642M	5.736634G	5.753276G	500k	2
15.42M	5.73708G	5.7525G	16.612M	5.736664G	5.753276G	500k	3
15.45M	5.73708G	5.75253G	16.552M	5.736694G	5.753246G	500k	4

802.11a_Nss1,(6Mbps)_4TX EBW

5785MHz

18/09/2021

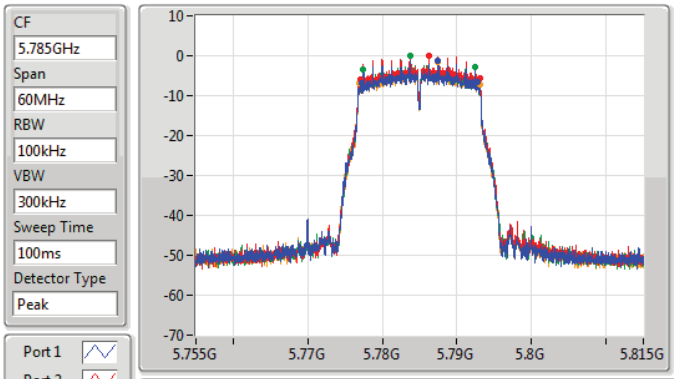

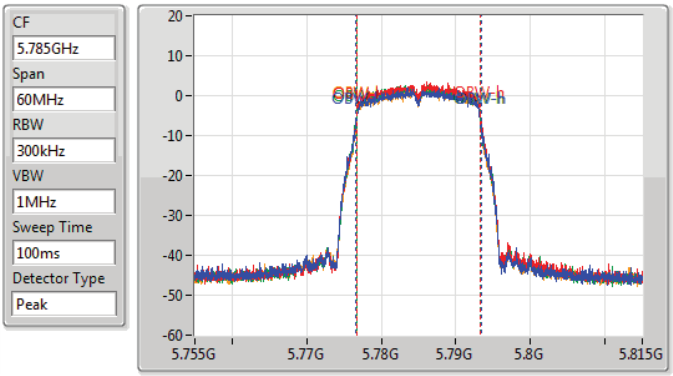

6dB(Hz)	Fl-6dB(Hz)	Fh-6dB(Hz)	OBW(Hz)	Fl-OBW(Hz)	Fh-OBW(Hz)	Limit(Hz)	Port
15.54M	5.7772G	5.79274G	16.762M	5.776604G	5.793366G	500k	1
15.99M	5.77711G	5.7931G	16.612M	5.776694G	5.793306G	500k	2
15.03M	5.77747G	5.7925G	16.612M	5.776664G	5.793276G	500k	3
16.26M	5.77684G	5.7931G	16.582M	5.776694G	5.793276G	500k	4

802.11a_Nss1,(6Mbps)_4TX EBW

5825MHz

18/09/2021

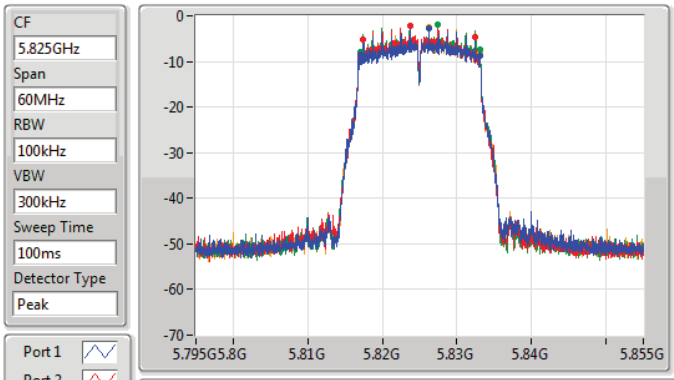

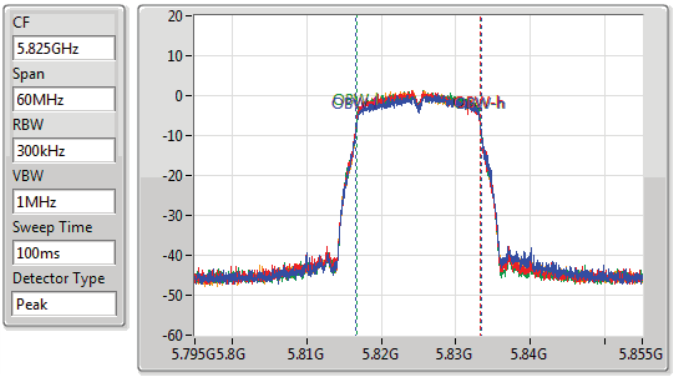

6dB(Hz)	Fl-6dB(Hz)	Fh-6dB(Hz)	OBW(Hz)	Fl-OBW(Hz)	Fh-OBW(Hz)	Limit(Hz)	Port
16.02M	5.81711G	5.83313G	16.792M	5.816604G	5.833396G	500k	1
15.06M	5.81744G	5.8325G	16.642M	5.816634G	5.833276G	500k	2
16.02M	5.81708G	5.8331G	16.642M	5.816664G	5.833306G	500k	3
16.05M	5.81708G	5.83313G	16.582M	5.816694G	5.833276G	500k	4

802.11ax HEW20_Nss1,(MCS0)_4TX EBW

5180MHz

18/09/2021

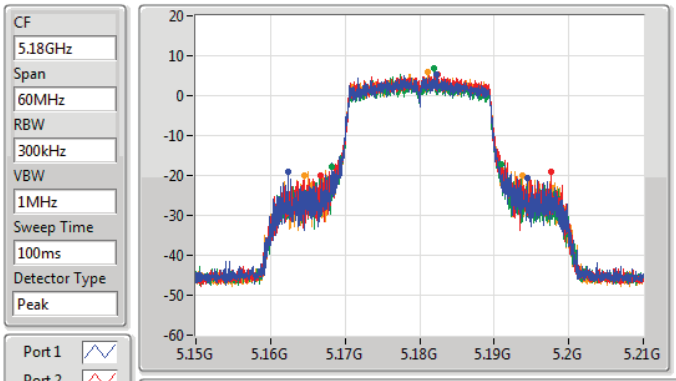

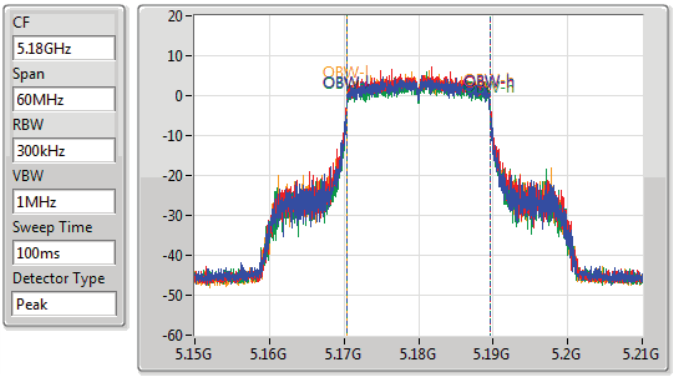

26dB(Hz)	Fl-26dB(Hz)	Fh-26dB(Hz)	OBW(Hz)	Fl-OBW(Hz)	Fh-OBW(Hz)	Limit(Hz)	Port
32.13M	5.16236G	5.19449G	19.16M	5.170405G	5.189565G	Inf	1
30.9M	5.16671G	5.19761G	19.16M	5.170405G	5.189565G	Inf	2
22.68M	5.1683G	5.19098G	19.13M	5.170435G	5.189565G	Inf	3
29.31M	5.16455G	5.19386G	19.13M	5.170435G	5.189565G	Inf	4

802.11ax HEW20_Nss1,(MCS0)_4TX EBW

5200MHz

18/09/2021

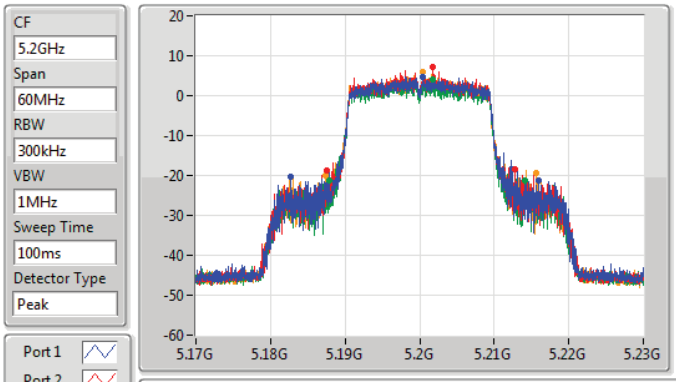

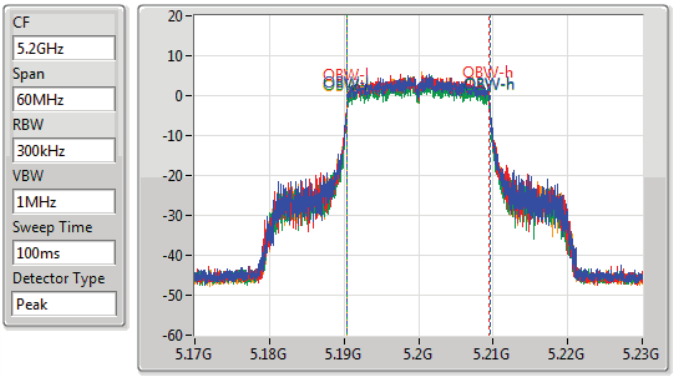

26dB(Hz)	Fl-26dB(Hz)	Fh-26dB(Hz)	OBW(Hz)	Fl-OBW(Hz)	Fh-OBW(Hz)	Limit(Hz)	Port
33.36M	5.18263G	5.21599G	19.1M	5.190435G	5.209535G	Inf	1
25.14M	5.18758G	5.21272G	19.04M	5.190465G	5.209505G	Inf	2
26.25M	5.18785G	5.2141G	19.1M	5.190435G	5.209535G	Inf	3
28.2M	5.18746G	5.21566G	19.13M	5.190405G	5.209535G	Inf	4

802.11ax HEW20_Nss1,(MCS0)_4TX EBW

5240MHz

18/09/2021

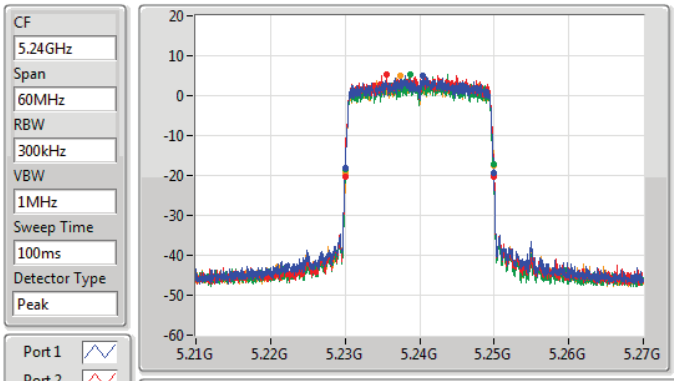

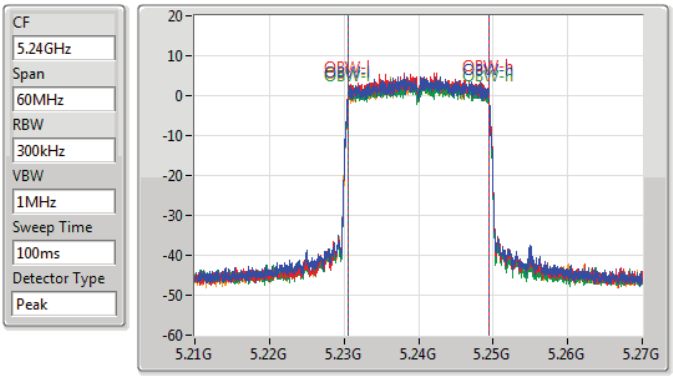

26dB(Hz)	Fl-26dB(Hz)	Fh-26dB(Hz)	OBW(Hz)	Fl-OBW(Hz)	Fh-OBW(Hz)	Limit(Hz)	Port
19.98M	5.22998G	5.24996G	18.831M	5.230555G	5.249385G	Inf	1
20.04M	5.22998G	5.25002G	18.861M	5.230555G	5.249415G	Inf	2
19.83M	5.23007G	5.2499G	18.891M	5.230525G	5.249415G	Inf	3
19.92M	5.23001G	5.24993G	18.861M	5.230555G	5.249415G	Inf	4

802.11ax HEW20_Nss1,(MCS0)_4TX EBW

5745MHz

18/09/2021

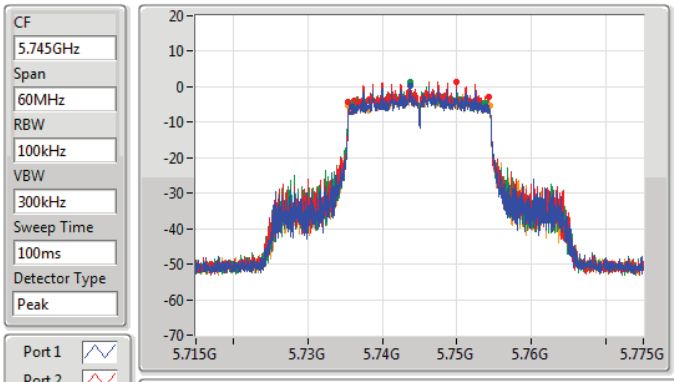

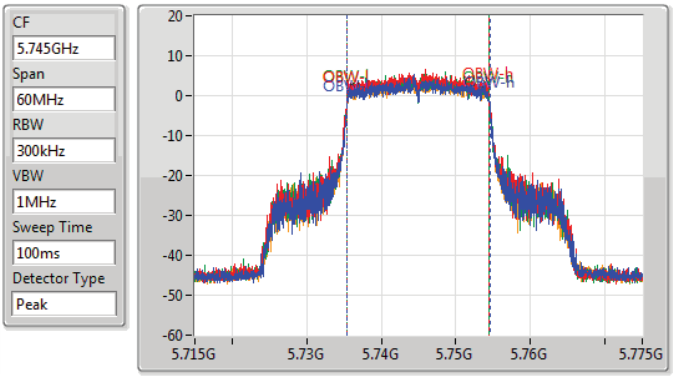

6dB(Hz)	Fl-6dB(Hz)	Fh-6dB(Hz)	OBW(Hz)	Fl-OBW(Hz)	Fh-OBW(Hz)	Limit(Hz)	Port
18.03M	5.73588G	5.75391G	19.16M	5.735405G	5.754565G	500k	1
18.75M	5.73546G	5.75421G	19.1M	5.735405G	5.754505G	500k	2
18.06M	5.73573G	5.75379G	19.13M	5.735375G	5.754505G	500k	3
18.96M	5.73546G	5.75442G	19.1M	5.735435G	5.754535G	500k	4

802.11ax HEW20_Nss1,(MCS0)_4TX EBW

5785MHz

18/09/2021

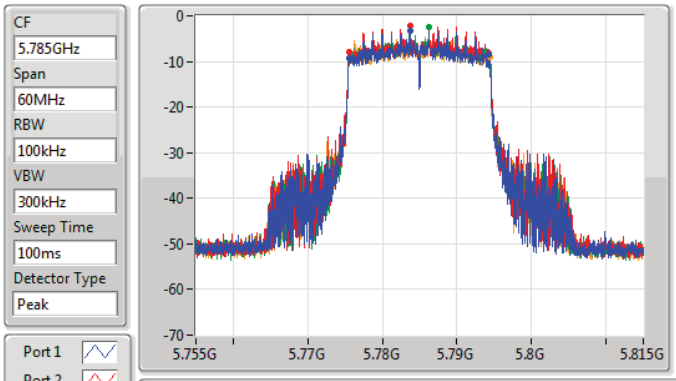

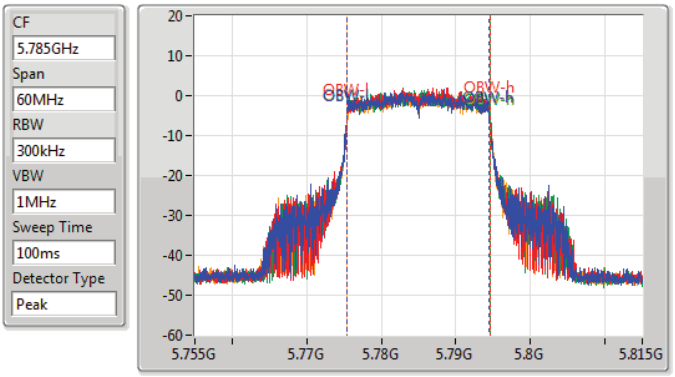

6dB(Hz)	Fl-6dB(Hz)	Fh-6dB(Hz)	OBW(Hz)	Fl-OBW(Hz)	Fh-OBW(Hz)	Limit(Hz)	Port
18.75M	5.77552G	5.79427G	19.1M	5.775405G	5.794505G	500k	1
18.81M	5.77552G	5.79433G	19.1M	5.775435G	5.794535G	500k	2
18.27M	5.77573G	5.794G	19.16M	5.775405G	5.794565G	500k	3
18.99M	5.77549G	5.79448G	19.1M	5.775435G	5.794535G	500k	4

802.11ax HEW20_Nss1,(MCS0)_4TX EBW

5825MHz

18/09/2021

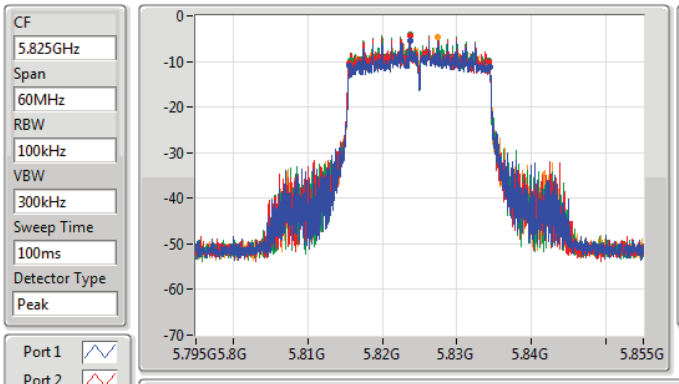

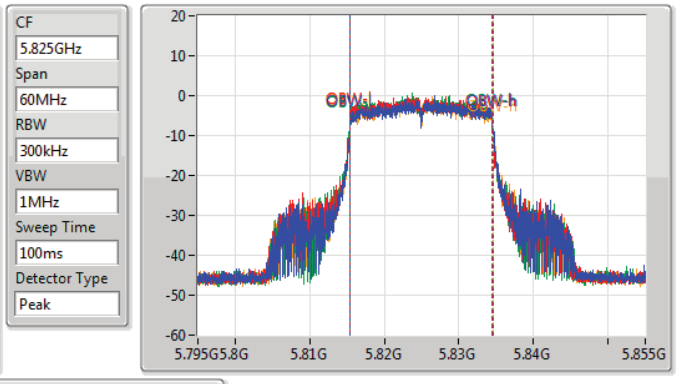

6dB(Hz)	Fl-6dB(Hz)	Fh-6dB(Hz)	OBW(Hz)	Fl-OBW(Hz)	Fh-OBW(Hz)	Limit(Hz)	Port
18.78M	5.81561G	5.83439G	19.1M	5.815465G	5.834565G	500k	1
18.66M	5.81561G	5.83427G	19.1M	5.815405G	5.834505G	500k	2
18.54M	5.8157G	5.83424G	19.1M	5.815405G	5.834505G	500k	3
18.6M	5.81564G	5.83424G	19.13M	5.815405G	5.834535G	500k	4

802.11ax HEW40_Nss1,(MCS0)_4TX EBW

5190MHz

18/09/2021

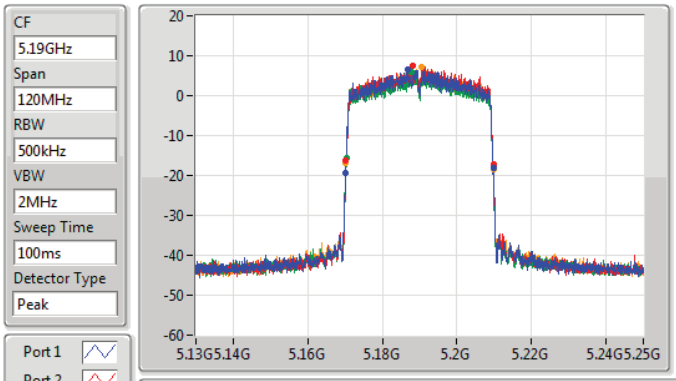

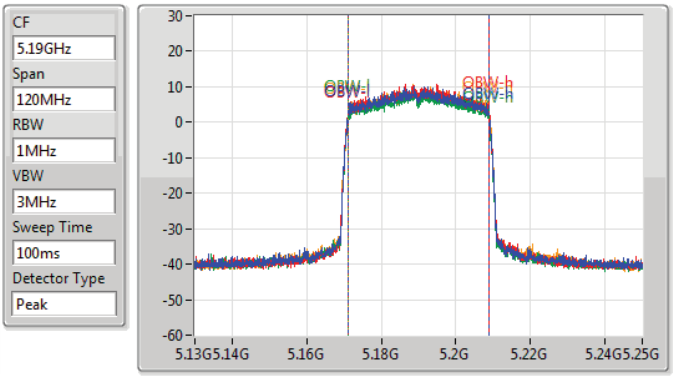

26dB(Hz)	Fl-26dB(Hz)	Fh-26dB(Hz)	OBW(Hz)	Fl-OBW(Hz)	Fh-OBW(Hz)	Limit(Hz)	Port
39.54M	5.1702G	5.20974G	37.601M	5.171229G	5.208831G	Inf	1
39.6M	5.17026G	5.20986G	37.661M	5.171169G	5.208831G	Inf	2
39.42M	5.17032G	5.20974G	37.661M	5.171169G	5.208831G	Inf	3
39.48M	5.17026G	5.20974G	37.601M	5.171229G	5.208831G	Inf	4

802.11ax HEW40_Nss1,(MCS0)_4TX EBW

5230MHz

18/09/2021

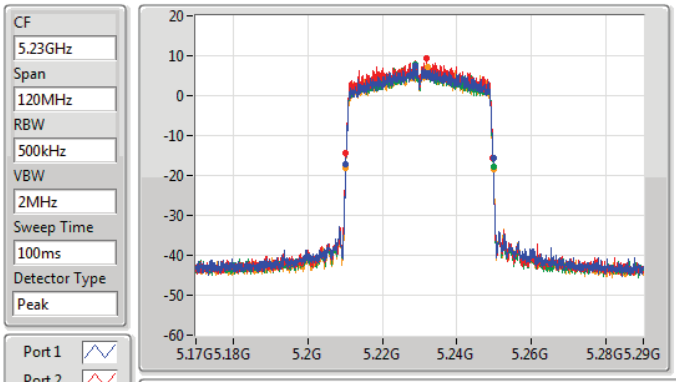

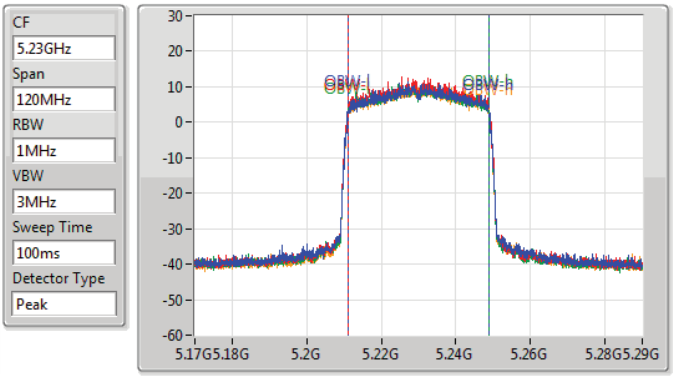

26dB(Hz)	Fl-26dB(Hz)	Fh-26dB(Hz)	OBW(Hz)	Fl-OBW(Hz)	Fh-OBW(Hz)	Limit(Hz)	Port
39.6M	5.21014G	5.24974G	37.541M	5.211229G	5.248771G	Inf	1
39.42M	5.21026G	5.24968G	37.601M	5.211169G	5.248771G	Inf	2
39.6M	5.21026G	5.24986G	37.601M	5.211169G	5.248771G	Inf	3
39.6M	5.2102G	5.2498G	37.541M	5.211229G	5.248771G	Inf	4

802.11ax HEW40_Nss1,(MCS0)_4TX EBW

5755MHz

18/09/2021

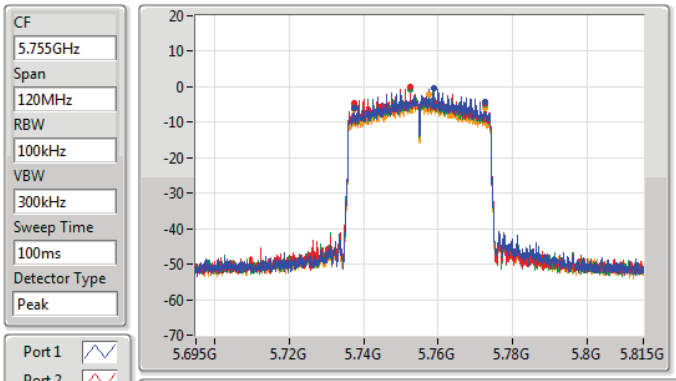

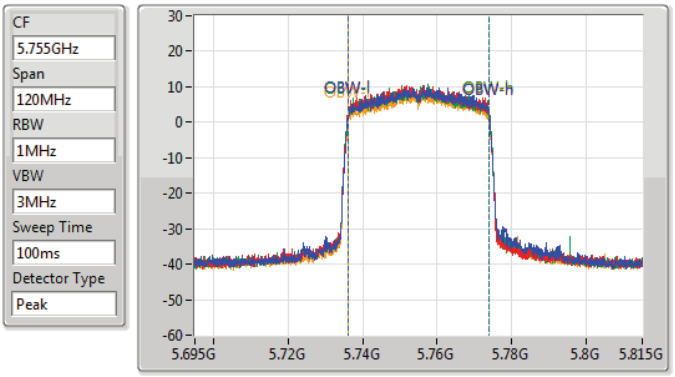

6dB(Hz)	Fl-6dB(Hz)	Fh-6dB(Hz)	OBW(Hz)	Fl-OBW(Hz)	Fh-OBW(Hz)	Limit(Hz)	Port
35.1M	5.73742G	5.77252G	37.601M	5.736169G	5.773771G	500k	1
35.04M	5.73748G	5.77252G	37.601M	5.736169G	5.773771G	500k	2
35.1M	5.73742G	5.77252G	37.541M	5.736229G	5.773771G	500k	3
35.1M	5.73742G	5.77252G	37.601M	5.736169G	5.773771G	500k	4

802.11ax HEW40_Nss1,(MCS0)_4TX EBW

5795MHz

18/09/2021

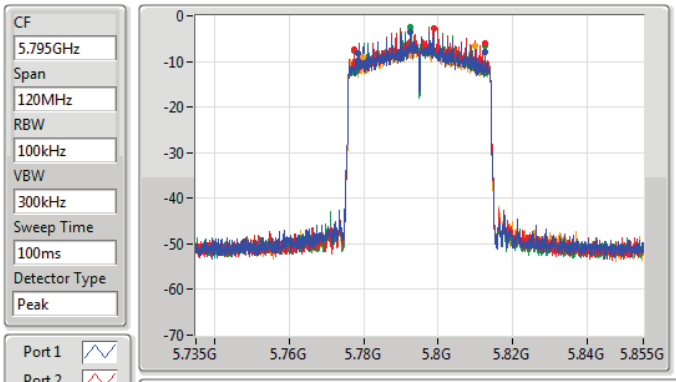

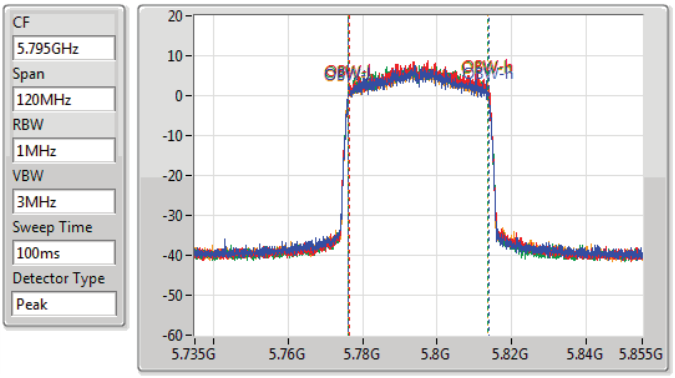

6dB(Hz)	Fl-6dB(Hz)	Fh-6dB(Hz)	OBW(Hz)	Fl-OBW(Hz)	Fh-OBW(Hz)	Limit(Hz)	Port
34.2M	5.77832G	5.81252G	37.661M	5.776109G	5.813771G	500k	1
35.04M	5.77742G	5.81246G	37.541M	5.776289G	5.813831G	500k	2
35.1M	5.77742G	5.81252G	37.541M	5.776169G	5.813711G	500k	3
30.12M	5.77988G	5.81G	37.541M	5.776169G	5.813711G	500k	4

802.11ax HEW80_Nss1,(MCS0)_4TX EBW

5210MHz

18/09/2021

CF 5.21GHz
Span 240MHz
RBW 1MHz
VBW 3MHz
Sweep Time 100ms
Detector Type Peak

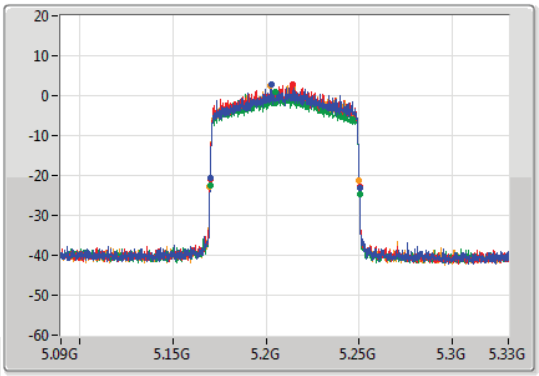

CF 5.21GHz
Span 240MHz
RBW 2MHz
VBW 10MHz
Sweep Time 100ms
Detector Type Peak

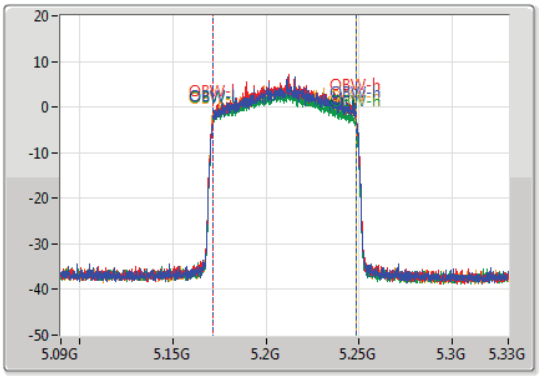

Port 1
Port 2
Port 3
Port 4

26dB(Hz)	Fl-26dB(Hz)	Fh-26dB(Hz)	OBW(Hz)	Fl-OBW(Hz)	Fh-OBW(Hz)	Limit(Hz)	Port
80.16M	5.17004G	5.2502G	76.642M	5.171739G	5.248381G	Inf	1
80.28M	5.16992G	5.2502G	76.642M	5.171739G	5.248381G	Inf	2
80.28M	5.16992G	5.2502G	76.762M	5.171499G	5.248261G	Inf	3
80.28M	5.1698G	5.25008G	77.001M	5.171499G	5.248501G	Inf	4

802.11ax HEW80_Nss1,(MCS0)_4TX EBW

5775MHz

18/09/2021

CF 5.775GHz
Span 240MHz
RBW 100kHz
VBW 300kHz
Sweep Time 100ms
Detector Type Peak

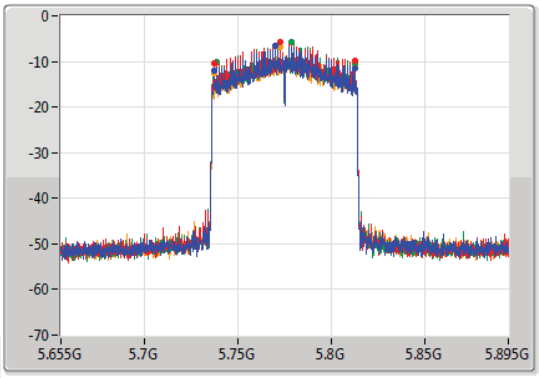

CF 5.775GHz
Span 240MHz
RBW 2MHz
VBW 10MHz
Sweep Time 100ms
Detector Type Peak

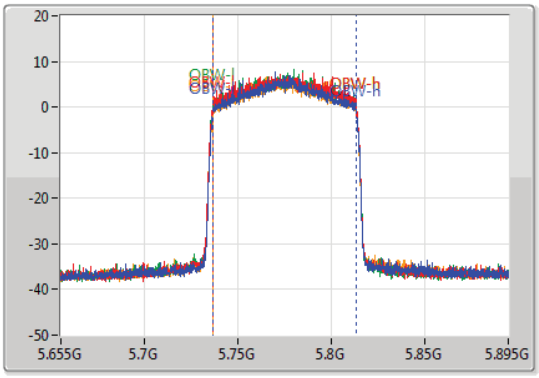

Port 1
Port 2
Port 3
Port 4

6dB(Hz)	Fl-6dB(Hz)	Fh-6dB(Hz)	OBW(Hz)	Fl-OBW(Hz)	Fh-OBW(Hz)	Limit(Hz)	Port
75.12M	5.73744G	5.81256G	76.642M	5.736619G	5.813261G	500k	1
75M	5.73744G	5.81244G	76.762M	5.736619G	5.813381G	500k	2
73.8M	5.73876G	5.81256G	76.762M	5.736499G	5.813261G	500k	3
75M	5.73744G	5.81244G	76.642M	5.736739G	5.813381G	500k	4

802.11ax HEW80+80_Nss1,(MCS0)_2TX(Port1&Port2) EBW

#5210MHz,5775MHz

03/11/2021

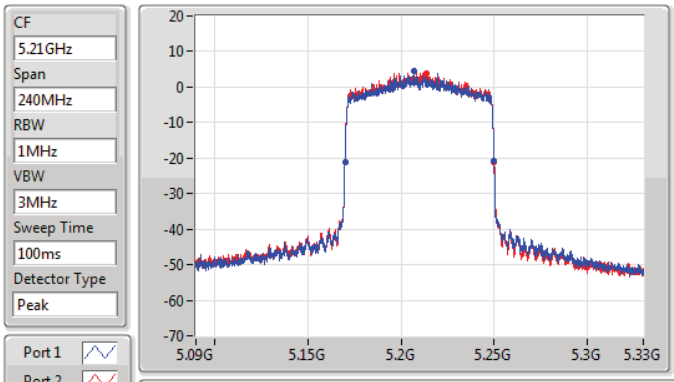

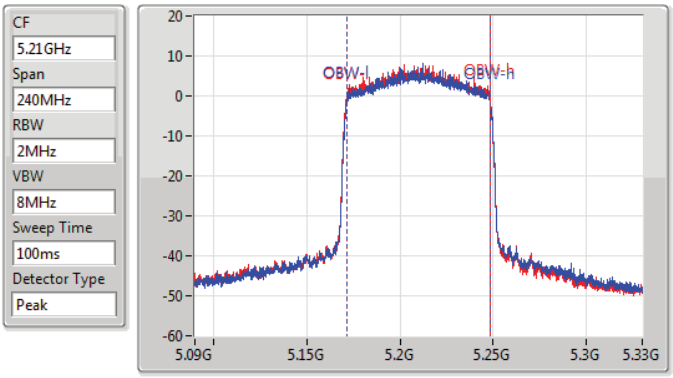

26dB(Hz)	Fl-26dB(Hz)	Fh-26dB(Hz)	OBW(Hz)	Fl-OBW(Hz)	Fh-OBW(Hz)	Limit(Hz)	Port
80.04M	5.16992G	5.24996G	76.576M	5.171701G	5.248276G	Inf	1
80.04M	5.16992G	5.24996G	76.593M	5.171629G	5.248223G	Inf	2

802.11ax HEW80+80_Nss1,(MCS0)_2TX(Port3&Port4) EBW

5210MHz,#5775MHz

03/11/2021

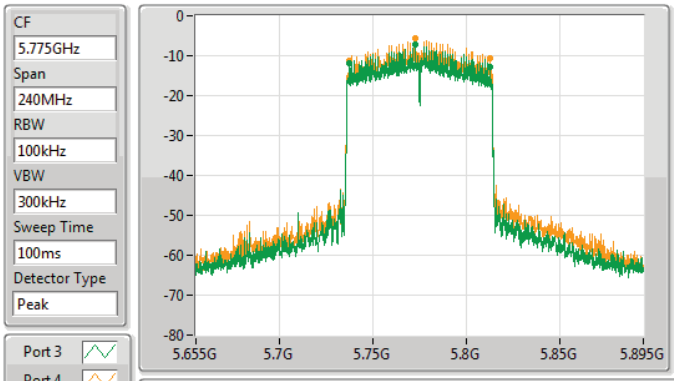

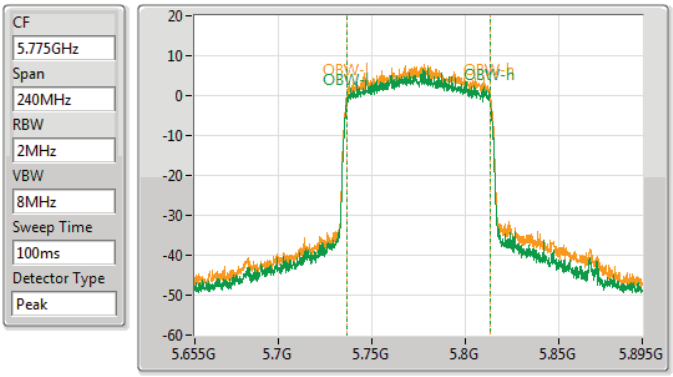

6dB(Hz)	Fl-6dB(Hz)	Fh-6dB(Hz)	OBW(Hz)	Fl-OBW(Hz)	Fh-OBW(Hz)	Limit(Hz)	Port
74.88M	5.73756G	5.81244G	76.691M	5.736628G	5.813319G	500k	3
74.88M	5.73756G	5.81244G	76.768M	5.736607G	5.813375G	500k	4

Summary

Mode	Total Power (dBm)	Total Power (W)	EIRP (dBm)	EIRP (W)
5.15-5.25GHz	-	-	-	-
802.11a_Nss1,(6Mbps)_4TX	17.50	0.05623	23.00	0.19953
802.11ax HEW20_Nss1,(MCS0)_4TX	17.73	0.05929	23.23	0.21038
802.11ax HEW40_Nss1,(MCS0)_4TX	19.18	0.08279	24.68	0.29376
802.11ax HEW80_Nss1,(MCS0)_4TX	13.47	0.02223	18.97	0.07889
802.11ax HEW80+80_Nss1,(MCS0)_2TX(Port1&Port2)	12.55	0.01799	18.05	0.06383
5.725-5.85GHz	-	-	-	-
802.11a_Nss1,(6Mbps)_4TX	19.62	0.09162	25.12	0.32509
802.11ax HEW20_Nss1,(MCS0)_4TX	18.08	0.06427	23.58	0.22803
802.11ax HEW40_Nss1,(MCS0)_4TX	18.38	0.06887	23.88	0.24434
802.11ax HEW80_Nss1,(MCS0)_4TX	15.48	0.03532	20.98	0.12531
802.11ax HEW80+80_Nss1,(MCS0)_2TX(Port3&Port4)	12.59	0.01816	18.09	0.06442

Result

Mode	Result	DG (dBi)	Port 1 (dBm)	Port 2 (dBm)	Port 3 (dBm)	Port 4 (dBm)	Total Power (dBm)	Power Limit (dBm)	EIRP (dBm)	EIRP Limit (dBm)
802.11a_Nss1,(6Mbps)_4TX	-	-	-	-	-	-	-	-	-	-
5180MHz	Pass	5.50	10.89	11.51	10.49	11.00	17.01	23.98	22.51	30.00
5200MHz	Pass	5.50	11.74	11.90	10.55	11.61	17.50	23.98	23.00	30.00
5240MHz	Pass	5.50	10.96	11.61	10.09	10.69	16.89	23.98	22.39	30.00
5745MHz	Pass	5.50	13.65	13.92	13.57	13.21	19.62	30.00	25.12	36.00
5785MHz	Pass	5.50	9.73	10.92	10.33	9.75	16.23	30.00	21.73	36.00
5825MHz	Pass	5.50	8.51	8.94	9.01	8.80	14.84	30.00	20.34	36.00
802.11ax HEW20_Nss1,(MCS0)_4TX	-	-	-	-	-	-	-	-	-	-
5180MHz	Pass	5.50	11.75	12.23	10.85	11.91	17.73	23.98	23.23	30.00
5200MHz	Pass	5.50	11.66	11.93	10.55	11.68	17.51	23.98	23.01	30.00
5240MHz	Pass	5.50	11.38	12.06	10.61	11.02	17.32	23.98	22.82	30.00
5745MHz	Pass	5.50	12.12	12.57	12.13	11.31	18.08	30.00	23.58	36.00
5785MHz	Pass	5.50	8.22	8.90	8.82	8.10	14.54	30.00	20.04	36.00
5825MHz	Pass	5.50	6.43	6.91	7.16	6.80	12.85	30.00	18.35	36.00
802.11ax HEW40_Nss1,(MCS0)_4TX	-	-	-	-	-	-	-	-	-	-
5190MHz	Pass	5.50	12.43	12.66	11.46	12.42	18.29	23.98	23.79	30.00
5230MHz	Pass	5.50	13.22	13.54	13.03	12.80	19.18	23.98	24.68	30.00
5755MHz	Pass	5.50	12.73	12.73	12.29	11.60	18.38	30.00	23.88	36.00
5795MHz	Pass	5.50	9.88	10.60	10.40	9.75	16.19	30.00	21.69	36.00
802.11ax HEW80_Nss1,(MCS0)_4TX	-	-	-	-	-	-	-	-	-	-
5210MHz	Pass	5.50	7.63	7.92	6.59	7.55	13.47	23.98	18.97	30.00
5775MHz	Pass	5.50	9.24	9.79	9.76	9.00	15.48	30.00	20.98	36.00
802.11ax HEW80+80_Nss1,(MCS0)_2TX(Port1&Port2)	-	-	-	-	-	-	-	-	-	-
#5210MHz,5775MHz	Pass	5.50	9.23	9.82			12.55	23.98	18.05	30.00
802.11ax HEW80+80_Nss1,(MCS0)_2TX(Port3&Port4)	-	-	-	-	-	-	-	-	-	-
5210MHz,#5775MHz	Pass	5.50	-	-	8.61	10.37	12.59	30.00	18.09	36.00

DG = Directional Gain; Port X = Port X output power

Summary

Mode	Total Power (dBm)	Total Power (W)	EIRP (dBm)	EIRP (W)
5.15-5.25GHz	-	-	-	-
802.11ax HEW20-BF_Nss1,(MCS0)_4TX	11.71	0.01483	23.23	0.21038
802.11ax HEW40-BF_Nss1,(MCS0)_4TX	13.16	0.02070	24.68	0.29376
802.11ax HEW80-BF_Nss1,(MCS0)_4TX	7.45	0.00556	18.97	0.07889
802.11ax HEW80+80-BF_Nss1,(MCS0)_2TX(Port1&Port2)	9.54	0.00899	18.05	0.06383
5.725-5.85GHz	-	-	-	-
802.11ax HEW20-BF_Nss1,(MCS0)_4TX	12.06	0.01607	23.58	0.22803
802.11ax HEW40-BF_Nss1,(MCS0)_4TX	12.36	0.01722	23.88	0.24434
802.11ax HEW80-BF_Nss1,(MCS0)_4TX	9.46	0.00883	20.98	0.12531
802.11ax HEW80+80-BF_Nss1,(MCS0)_2TX(Port3&Port4)	9.58	0.00908	18.09	0.06442

Result

Mode	Result	DG (dBi)	Port 1 (dBm)	Port 2 (dBm)	Port 3 (dBm)	Port 4 (dBm)	Total Power (dBm)	Power Limit (dBm)	EIRP (dBm)	EIRP Limit (dBm)
802.11ax HEW20-BF_Nss1,(MCS0)_4TX	-	-	-	-	-	-	-	-	-	-
5180MHz	Pass	11.52	5.73	6.21	4.83	5.89	11.71	18.46	23.23	30.00
5200MHz	Pass	11.52	5.64	5.91	4.53	5.66	11.49	18.46	23.01	30.00
5240MHz	Pass	11.52	5.36	6.04	4.59	5.00	11.30	18.46	22.82	30.00
5745MHz	Pass	11.52	6.10	6.55	6.11	5.29	12.06	24.48	23.58	36.00
5785MHz	Pass	11.52	2.20	2.88	2.80	2.08	8.52	24.48	20.04	36.00
5825MHz	Pass	11.52	0.41	0.89	1.14	0.78	6.83	24.48	18.35	36.00
802.11ax HEW40-BF_Nss1,(MCS0)_4TX	-	-	-	-	-	-	-	-	-	-
5190MHz	Pass	11.52	6.41	6.64	5.44	6.40	12.27	18.46	23.79	30.00
5230MHz	Pass	11.52	7.20	7.52	7.01	6.78	13.16	18.46	24.68	30.00
5755MHz	Pass	11.52	6.71	6.71	6.27	5.58	12.36	24.48	23.88	36.00
5795MHz	Pass	11.52	3.86	4.58	4.38	3.73	10.17	24.48	21.69	36.00
802.11ax HEW80-BF_Nss1,(MCS0)_4TX	-	-	-	-	-	-	-	-	-	-
5210MHz	Pass	11.52	1.61	1.90	0.57	1.53	7.45	18.46	18.97	30.00
5775MHz	Pass	11.52	3.22	3.77	3.74	2.98	9.46	24.48	20.98	36.00
802.11ax HEW80+80-BF_Nss1,(MCS0)_2TX(Port1&Port2)	-	-	-	-	-	-	-	-	-	-
5210MHz	Pass	8.51	6.22	6.81	-	-	9.54	21.47	18.05	30.00
802.11ax HEW80+80-BF_Nss1,(MCS0)_2TX(Port3&Port4)	-	-	-	-	-	-	-	-	-	-
5775MHz	Pass	8.51	-	-	5.60	7.36	9.58	27.49	18.09	36.00

DG = Directional Gain; Port X = Port X output power

Summary

Mode	PD (dBm/RBW)	EIRP PD (dBm/RBW)
5.15-5.25GHz	-	-
802.11a_Nss1,(6Mbps)_4TX	5.34	16.86
802.11ax HEW20_Nss1,(MCS0)_4TX	5.36	16.88
802.11ax HEW40_Nss1,(MCS0)_4TX	4.99	16.51
802.11ax HEW80_Nss1,(MCS0)_4TX	-3.91	7.61
802.11ax HEW80+80_Nss1,(MCS0)_2TX(Port1&Port2)	-4.84	3.67
5.725-5.85GHz	-	-
802.11a_Nss1,(6Mbps)_4TX	6.28	17.80
802.11ax HEW20_Nss1,(MCS0)_4TX	4.31	15.83
802.11ax HEW40_Nss1,(MCS0)_4TX	2.24	13.76
802.11ax HEW80_Nss1,(MCS0)_4TX	-3.36	8.16
802.11ax HEW80+80_Nss1,(MCS0)_2TX(Port3&Port4)	-6.34	2.17

RBW = 500kHz for 5.725-5.85GHz band / 1MHz for other band;

Result

Mode	Result	DG (dBi)	Port 1 (dBm/RBW)	Port 2 (dBm/RBW)	Port 3 (dBm/RBW)	Port 4 (dBm/RBW)	PD (dBm/RBW)	PD Limit (dBm/RBW)	EIRP PD (dBm/RBW)	EIRP PD Limit (dBm/RBW)
802.11a_Nss1,(6Mbps)_4TX	-	-	-	-	-	-	-	-	-	-
5180MHz	Pass	11.52	-0.92	-0.48	-1.68	-0.54	5.03	5.48	16.55	17.00
5200MHz	Pass	11.52	-0.33	-0.05	-1.31	-0.51	5.34	5.48	16.86	17.00
5240MHz	Pass	11.52	-0.63	-0.19	-1.64	-1.27	5.02	5.48	16.54	17.00
5745MHz	Pass	11.52	0.32	0.74	0.46	-0.02	6.28	24.48	17.80	36.00
5785MHz	Pass	11.52	-3.63	-2.43	-2.75	-3.67	2.78	24.48	14.30	36.00
5825MHz	Pass	11.52	-5.11	-4.48	-4.67	-4.82	1.08	24.48	12.60	36.00
802.11ax HEW20_Nss1,(MCS0)_4TX	-	-	-	-	-	-	-	-	-	-
5180MHz	Pass	11.52	-0.38	0.24	-0.79	-0.15	5.36	5.48	16.88	17.00
5200MHz	Pass	11.52	-0.41	-0.17	-1.61	-0.25	5.22	5.48	16.74	17.00
5240MHz	Pass	11.52	-0.82	-0.02	-1.23	-1.31	4.98	5.48	16.50	17.00
5745MHz	Pass	11.52	-1.39	-0.86	-1.26	-2.08	4.31	24.48	15.83	36.00
5785MHz	Pass	11.52	-5.69	-4.93	-4.96	-5.47	0.50	24.48	12.02	36.00
5825MHz	Pass	11.52	-7.71	-7.00	-6.96	-7.56	-1.52	24.48	10.00	36.00
802.11ax HEW40_Nss1,(MCS0)_4TX	-	-	-	-	-	-	-	-	-	-
5190MHz	Pass	11.52	-2.19	-1.49	-3.23	-1.93	3.62	5.48	15.14	17.00
5230MHz	Pass	11.52	-1.11	-0.23	-1.51	-0.82	4.99	5.48	16.51	17.00
5755MHz	Pass	11.52	-3.37	-3.17	-3.37	-4.13	2.24	24.48	13.76	36.00
5795MHz	Pass	11.52	-6.31	-5.32	-5.23	-6.48	-0.08	24.48	11.44	36.00
802.11ax HEW80_Nss1,(MCS0)_4TX	-	-	-	-	-	-	-	-	-	-
5210MHz	Pass	11.52	-9.46	-9.01	-10.81	-10.00	-3.91	5.48	7.61	17.00
5775MHz	Pass	11.52	-9.35	-9.15	-9.01	-9.02	-3.36	24.48	8.16	36.00
802.11ax HEW80+80_Nss1,(MCS0)_2TX(Port1&Port2)	-	-	-	-	-	-	-	-	-	-
#5210MHz,5775MHz	Pass	8.51	-7.94	-7.30			-4.84	8.49	3.67	17.00
802.11ax HEW80+80_Nss1,(MCS0)_2TX(Port3&Port4)	-	-	-	-	-	-	-	-	-	-
5210MHz,#5775MHz	Pass	8.51	-	-	-9.57	-8.84	-6.34	27.49	2.17	36.00

DG = Directional Gain; RBW = 500kHz for 5.725-5.85GHz band / 1MHz for other band;
PD = trace bin-by-bin of each transmits port summing can be performed maximum power density; Port X = Port X Power Density;

802.11a_Nss1,(6Mbps)_4TX PSD

5180MHz

18/09/2021

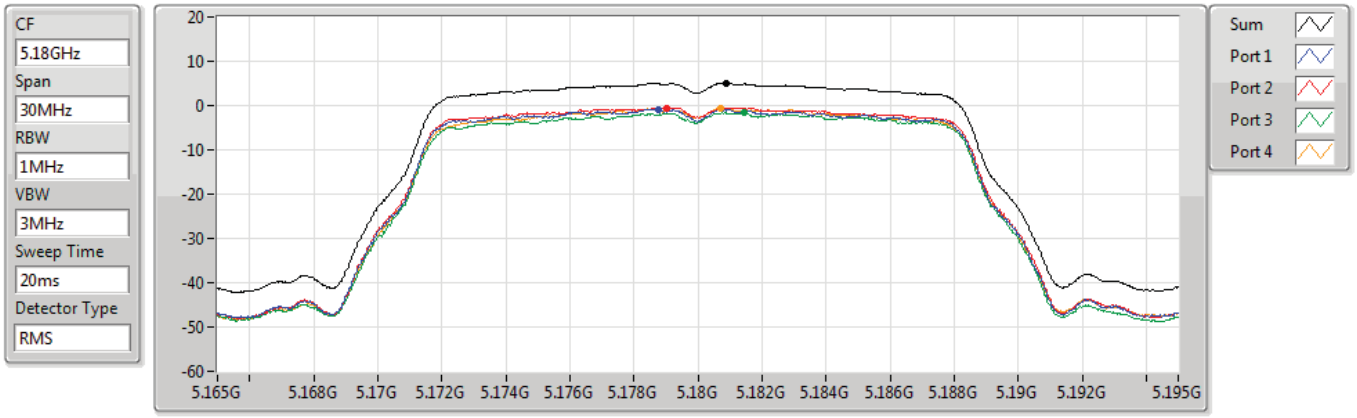

Sum	PD	Port 1	Port 2	Port 3	Port 4
(dBm/RBW)	(dBm/RBW)	(dBm/RBW)	(dBm/RBW)	(dBm/RBW)	(dBm/RBW)
5.03	5.03	-0.92	-0.48	-1.68	-0.54

802.11a_Nss1,(6Mbps)_4TX PSD

5200MHz

18/09/2021

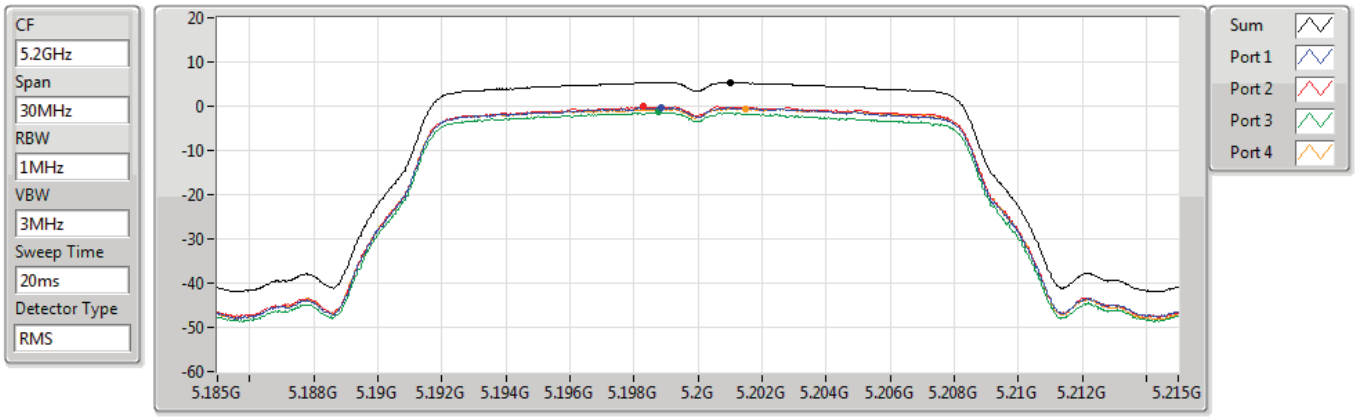

Sum	PD	Port 1	Port 2	Port 3	Port 4
(dBm/RBW)	(dBm/RBW)	(dBm/RBW)	(dBm/RBW)	(dBm/RBW)	(dBm/RBW)
5.34	5.34	-0.33	-0.05	-1.31	-0.51

802.11a_Nss1,(6Mbps)_4TX PSD

5240MHz

18/09/2021

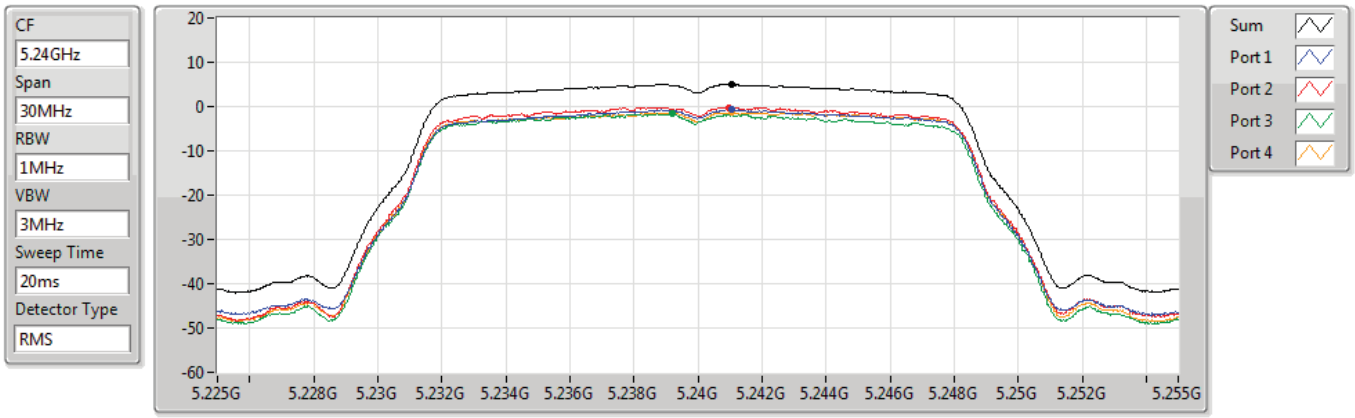

Sum	PD	Port 1	Port 2	Port 3	Port 4
(dBm/RBW)	(dBm/RBW)	(dBm/RBW)	(dBm/RBW)	(dBm/RBW)	(dBm/RBW)
5.02	5.02	-0.63	-0.19	-1.64	-1.27

802.11a_Nss1,(6Mbps)_4TX PSD

5745MHz

18/09/2021

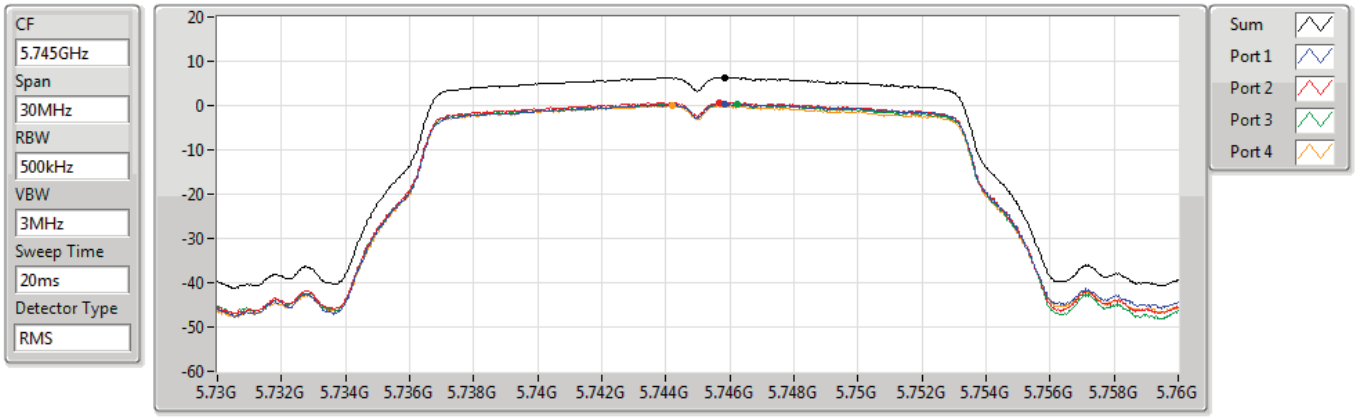

Sum	PD	Port 1	Port 2	Port 3	Port 4
(dBm/RBW)	(dBm/RBW)	(dBm/RBW)	(dBm/RBW)	(dBm/RBW)	(dBm/RBW)
6.28	6.28	0.32	0.74	0.46	-0.02

802.11a_Nss1,(6Mbps)_4TX PSD

5785MHz

18/09/2021

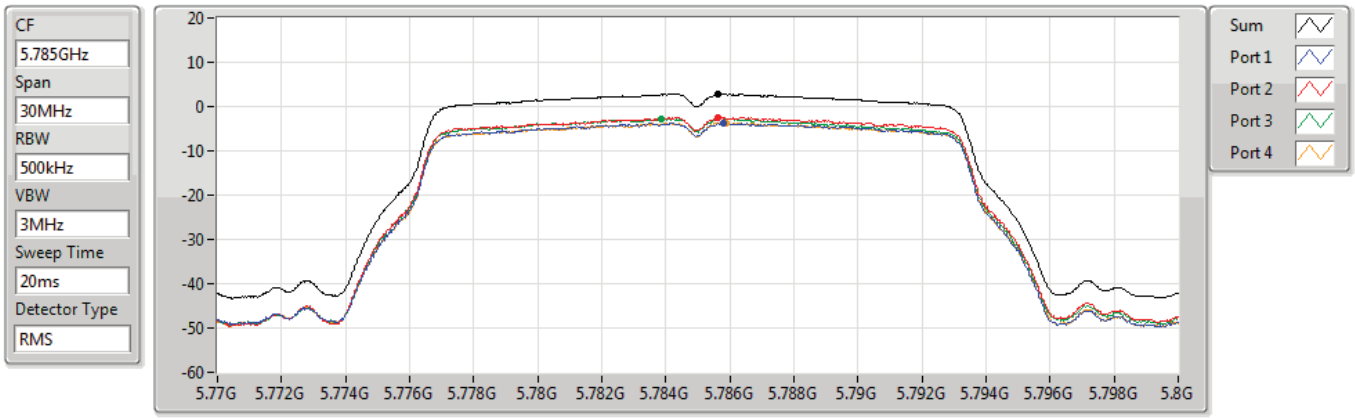

Sum	PD	Port 1	Port 2	Port 3	Port 4
(dBm/RBW)	(dBm/RBW)	(dBm/RBW)	(dBm/RBW)	(dBm/RBW)	(dBm/RBW)
2.78	2.78	-3.63	-2.43	-2.75	-3.67

802.11a_Nss1,(6Mbps)_4TX PSD

5825MHz

18/09/2021

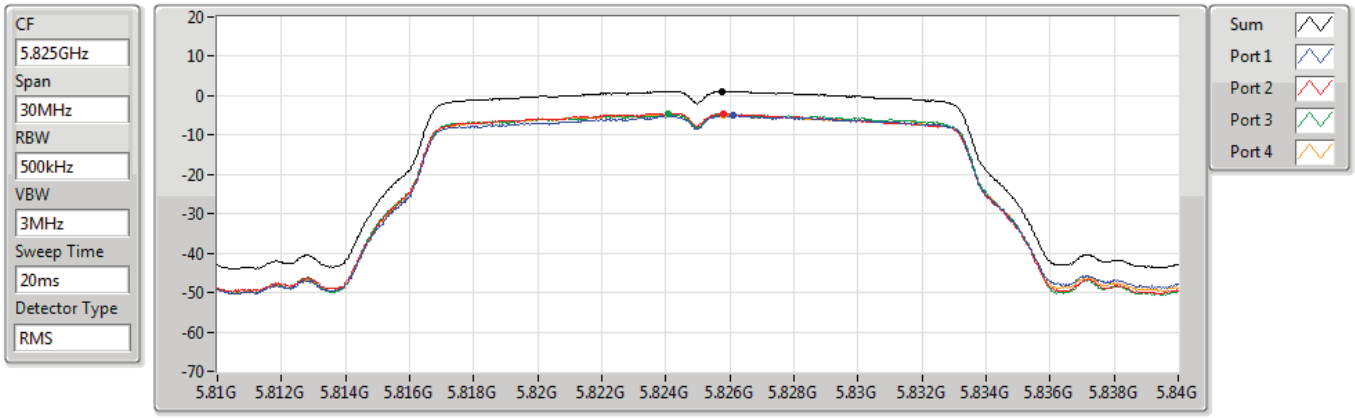

Sum	PD	Port 1	Port 2	Port 3	Port 4
(dBm/RBW)	(dBm/RBW)	(dBm/RBW)	(dBm/RBW)	(dBm/RBW)	(dBm/RBW)
1.08	1.08	-5.11	-4.48	-4.67	-4.82

802.11ax HEW20_Nss1,(MCS0)_4TX PSD

5180MHz

18/09/2021

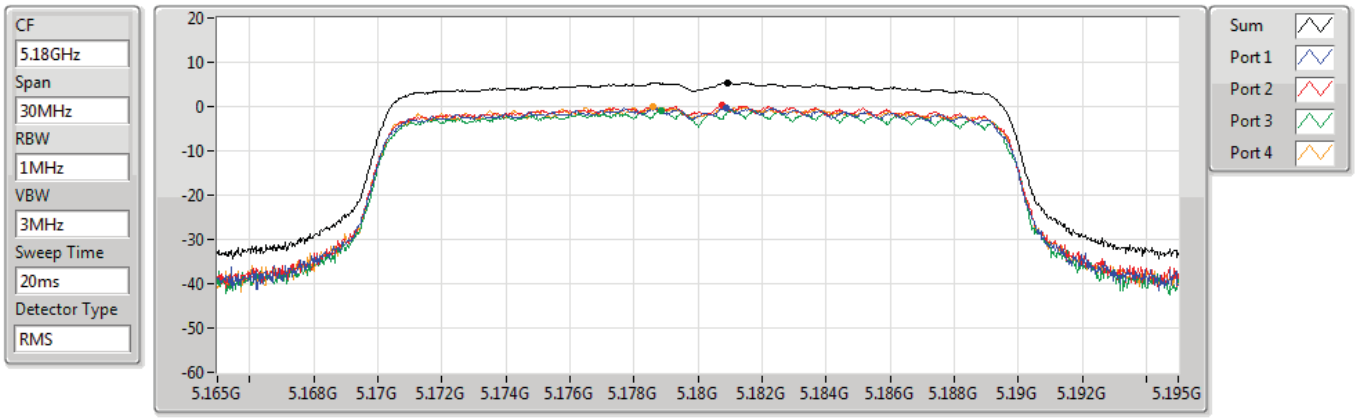

Sum	PD	Port 1	Port 2	Port 3	Port 4
(dBm/RBW)	(dBm/RBW)	(dBm/RBW)	(dBm/RBW)	(dBm/RBW)	(dBm/RBW)
5.36	5.36	-0.38	0.24	-0.79	-0.15

802.11ax HEW20_Nss1,(MCS0)_4TX PSD

5200MHz

18/09/2021

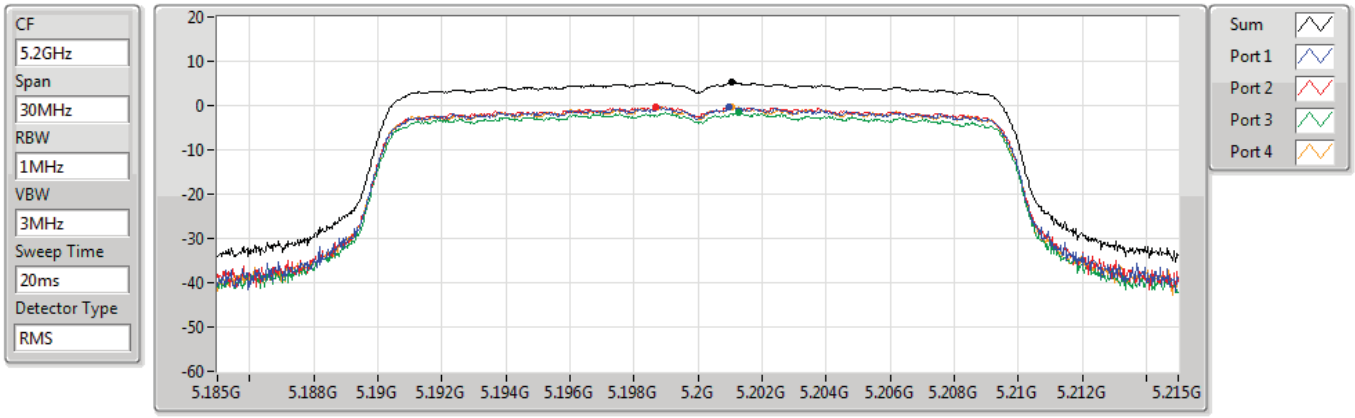

Sum	PD	Port 1	Port 2	Port 3	Port 4
(dBm/RBW)	(dBm/RBW)	(dBm/RBW)	(dBm/RBW)	(dBm/RBW)	(dBm/RBW)
5.22	5.22	-0.41	-0.17	-1.61	-0.25

802.11ax HEW20_Nss1,(MCS0)_4TX PSD

5240MHz

18/09/2021

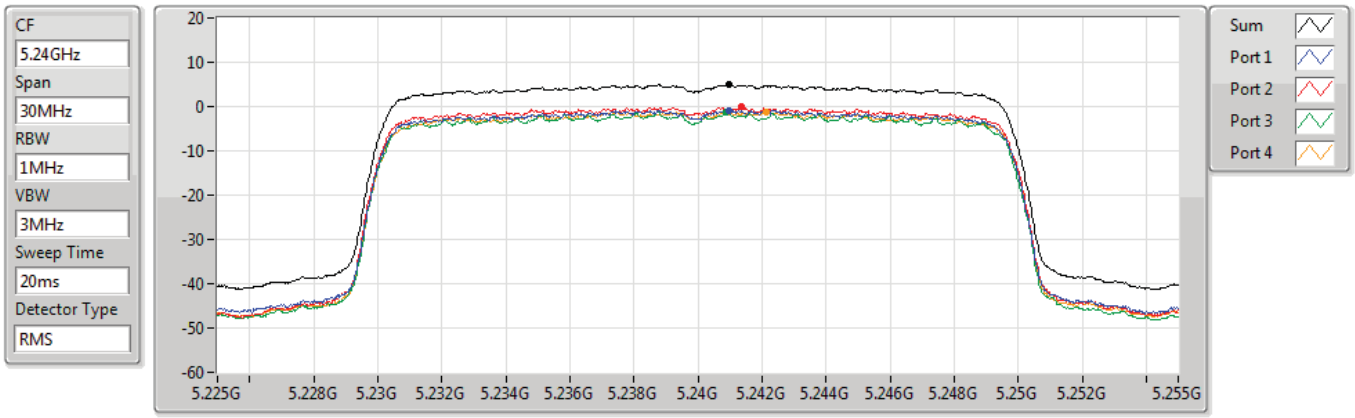

Sum	PD	Port 1	Port 2	Port 3	Port 4
(dBm/RBW)	(dBm/RBW)	(dBm/RBW)	(dBm/RBW)	(dBm/RBW)	(dBm/RBW)
4.98	4.98	-0.82	-0.02	-1.23	-1.31

802.11ax HEW20_Nss1,(MCS0)_4TX PSD

5745MHz

18/09/2021

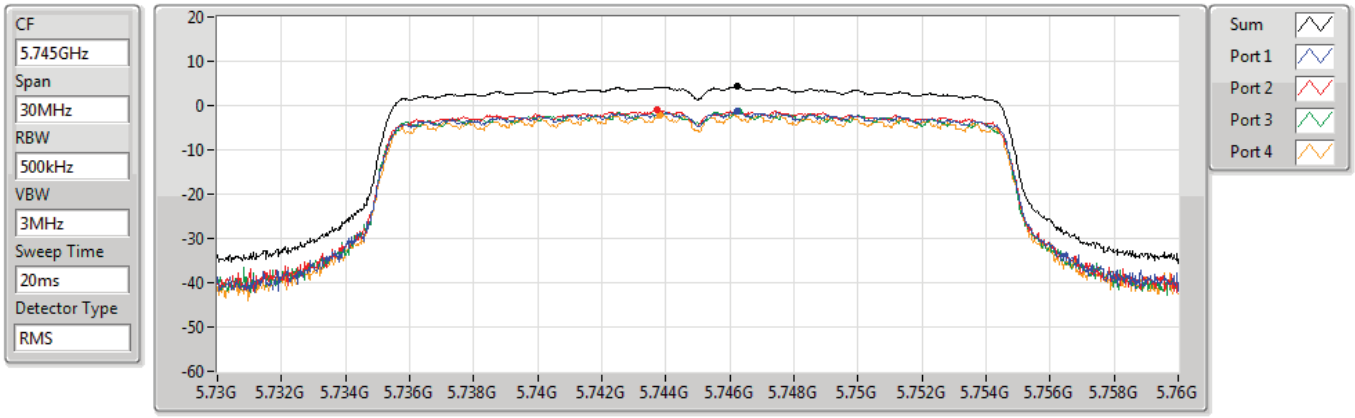

Sum	PD	Port 1	Port 2	Port 3	Port 4
(dBm/RBW)	(dBm/RBW)	(dBm/RBW)	(dBm/RBW)	(dBm/RBW)	(dBm/RBW)
4.31	4.31	-1.39	-0.86	-1.26	-2.08

802.11ax HEW20_Nss1,(MCS0)_4TX PSD

5785MHz

18/09/2021

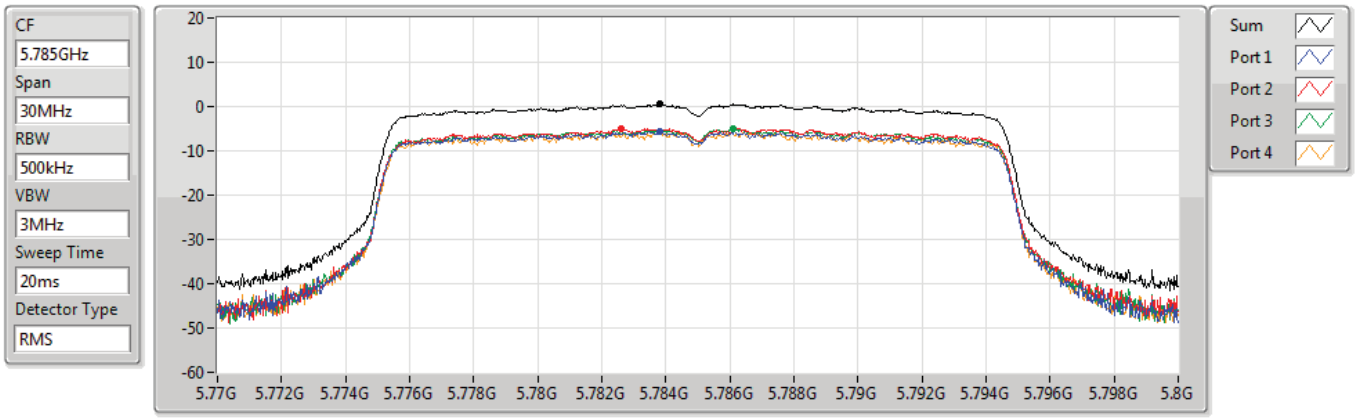

Sum	PD	Port 1	Port 2	Port 3	Port 4
(dBm/RBW)	(dBm/RBW)	(dBm/RBW)	(dBm/RBW)	(dBm/RBW)	(dBm/RBW)
0.50	0.50	-5.69	-4.93	-4.96	-5.47

802.11ax HEW20_Nss1,(MCS0)_4TX PSD

5825MHz

18/09/2021

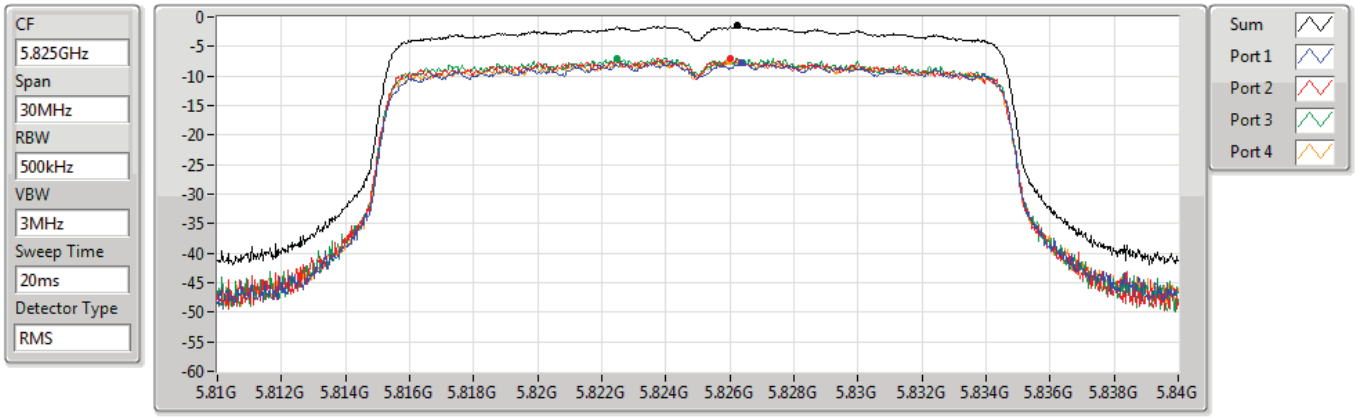

Sum	PD	Port 1	Port 2	Port 3	Port 4
(dBm/RBW)	(dBm/RBW)	(dBm/RBW)	(dBm/RBW)	(dBm/RBW)	(dBm/RBW)
-1.52	-1.52	-7.71	-7.00	-6.96	-7.56

802.11ax HEW40_Nss1,(MCS0)_4TX PSD

5190MHz

18/09/2021

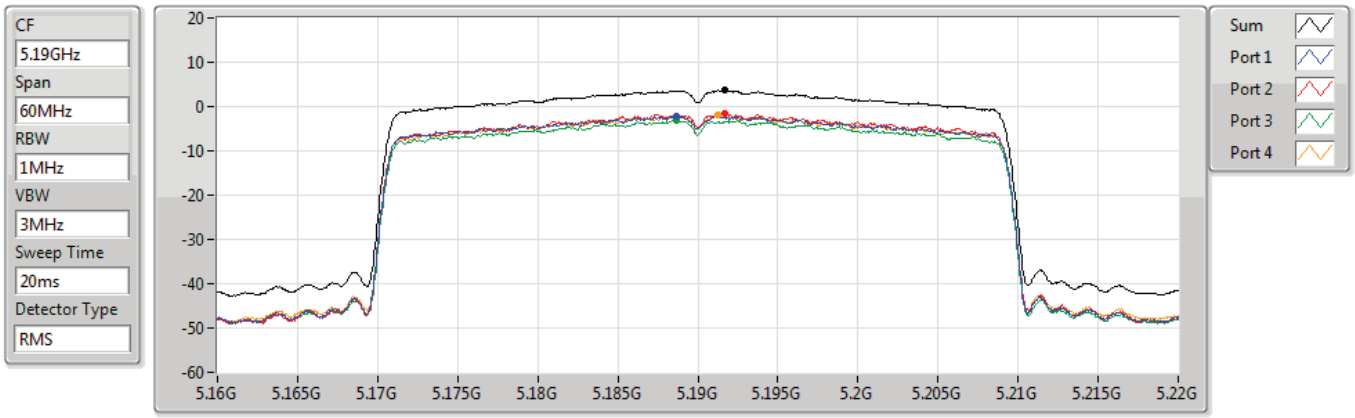

Sum	PD	Port 1	Port 2	Port 3	Port 4
(dBm/RBW)	(dBm/RBW)	(dBm/RBW)	(dBm/RBW)	(dBm/RBW)	(dBm/RBW)
3.62	3.62	-2.19	-1.49	-3.23	-1.93

802.11ax HEW40_Nss1,(MCS0)_4TX PSD

5230MHz

18/09/2021

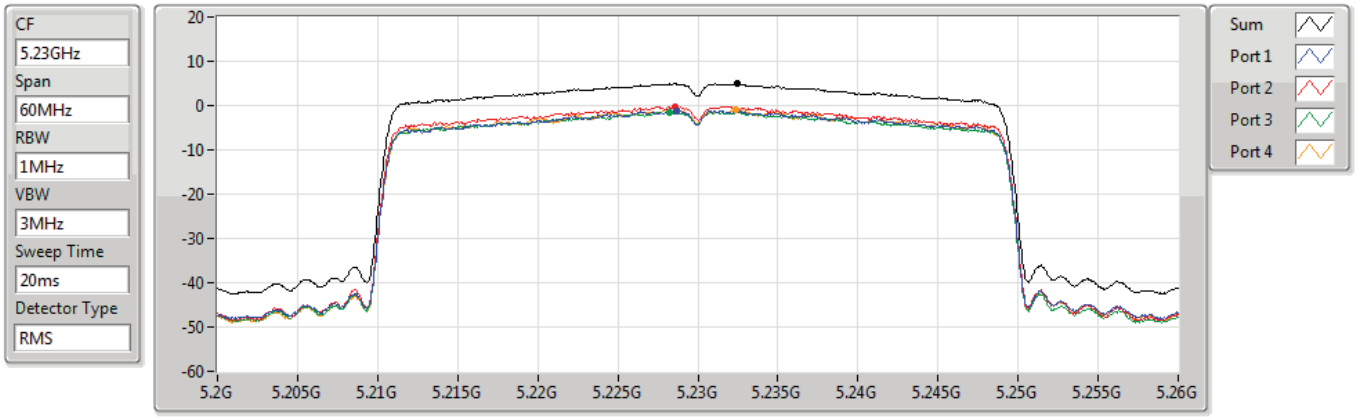

Sum	PD	Port 1	Port 2	Port 3	Port 4
(dBm/RBW)	(dBm/RBW)	(dBm/RBW)	(dBm/RBW)	(dBm/RBW)	(dBm/RBW)
4.99	4.99	-1.11	-0.23	-1.51	-0.82

802.11ax HEW40_Nss1,(MCS0)_4TX PSD

5755MHz

18/09/2021

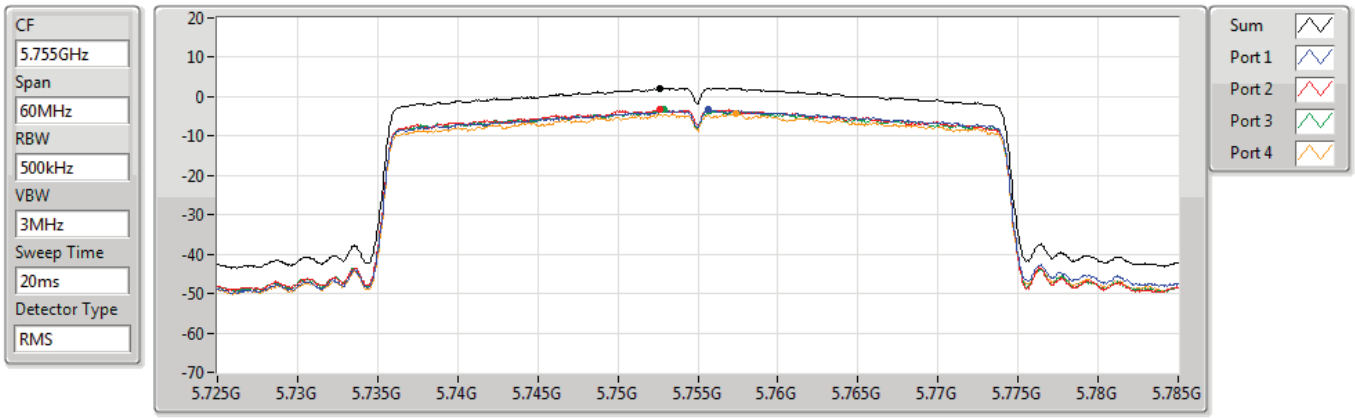

Sum	PD	Port 1	Port 2	Port 3	Port 4
(dBm/RBW)	(dBm/RBW)	(dBm/RBW)	(dBm/RBW)	(dBm/RBW)	(dBm/RBW)
2.24	2.24	-3.37	-3.17	-3.37	-4.13

802.11ax HEW40_Nss1,(MCS0)_4TX PSD

5795MHz

18/09/2021

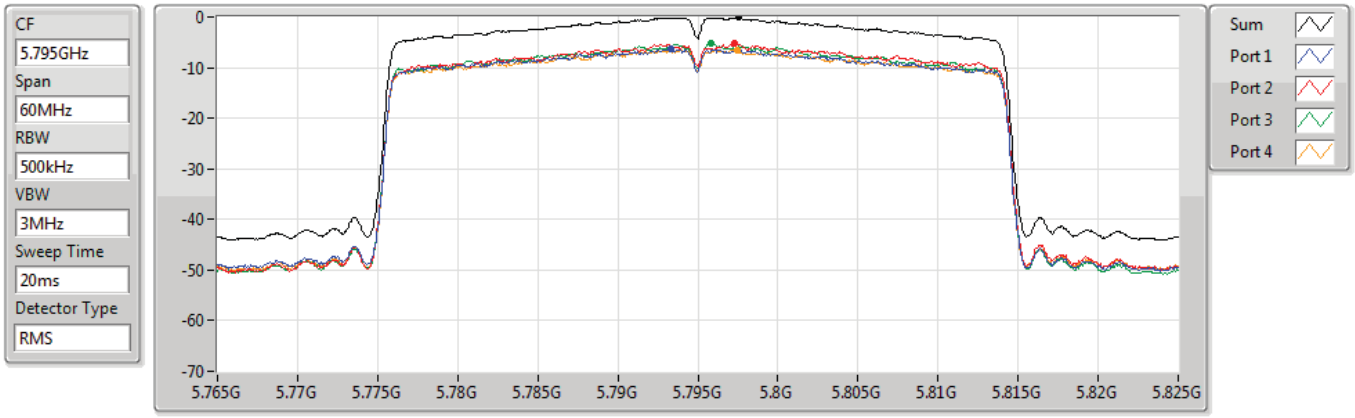

Sum	PD	Port 1	Port 2	Port 3	Port 4
(dBm/RBW)	(dBm/RBW)	(dBm/RBW)	(dBm/RBW)	(dBm/RBW)	(dBm/RBW)
-0.08	-0.08	-6.31	-5.32	-5.23	-6.48

802.11ax HEW80_Nss1,(MCS0)_4TX PSD

5210MHz

18/09/2021

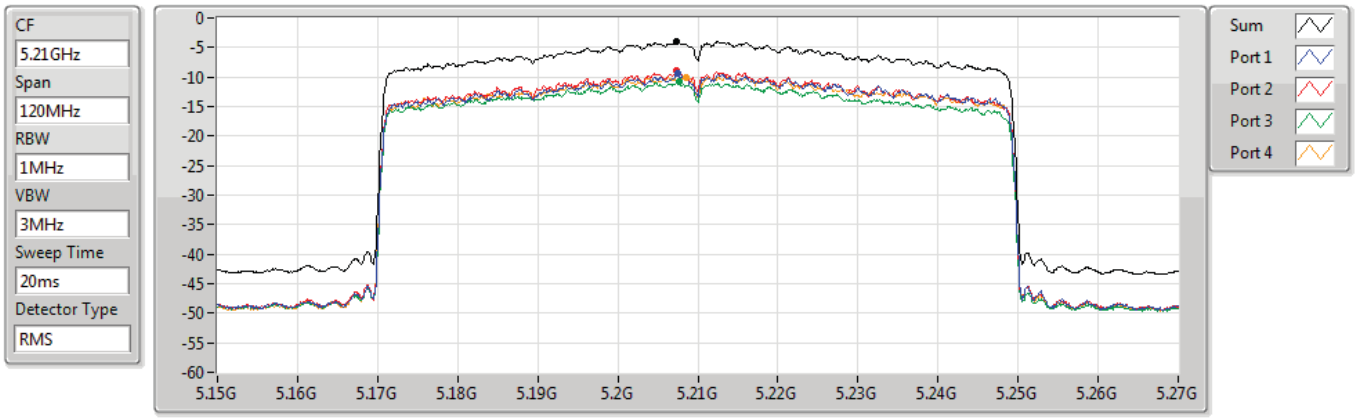

Sum	PD	Port 1	Port 2	Port 3	Port 4
(dBm/RBW)	(dBm/RBW)	(dBm/RBW)	(dBm/RBW)	(dBm/RBW)	(dBm/RBW)
-3.91	-3.91	-9.46	-9.01	-10.81	-10.00

802.11ax HEW80_Nss1,(MCS0)_4TX PSD

5775MHz

18/09/2021

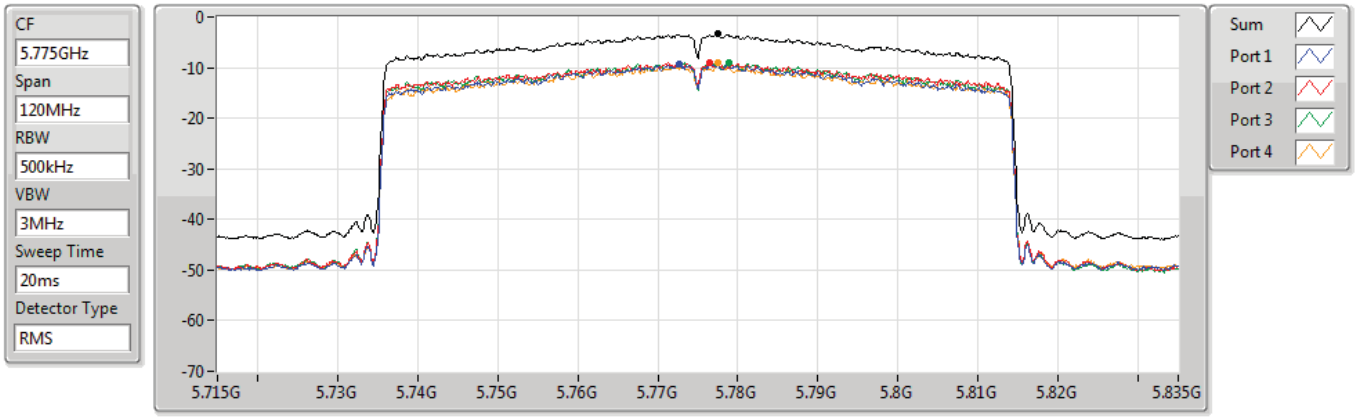

Sum	PD	Port 1	Port 2	Port 3	Port 4
(dBm/RBW)	(dBm/RBW)	(dBm/RBW)	(dBm/RBW)	(dBm/RBW)	(dBm/RBW)
-3.36	-3.36	-9.35	-9.15	-9.01	-9.02

802.11ax HEW80+80_Nss1,(MCS0)_2TX(Port1&Port2) PSD

#5210MHz,5775MHz

03/11/2021

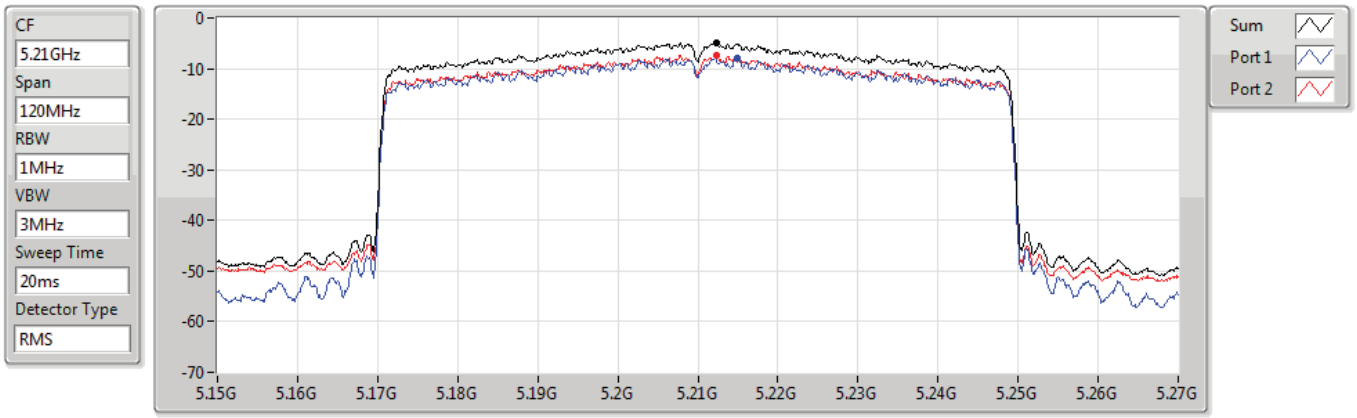

Sum	PD	Port 1	Port 2
(dBm/RBW)	(dBm/RBW)	(dBm/RBW)	(dBm/RBW)
-4.84	-4.84	-7.94	-7.30

802.11ax HEW80+80_Nss1,(MCS0)_2TX(Port3&Port4) PSD

5210MHz,#5775MHz

03/11/2021

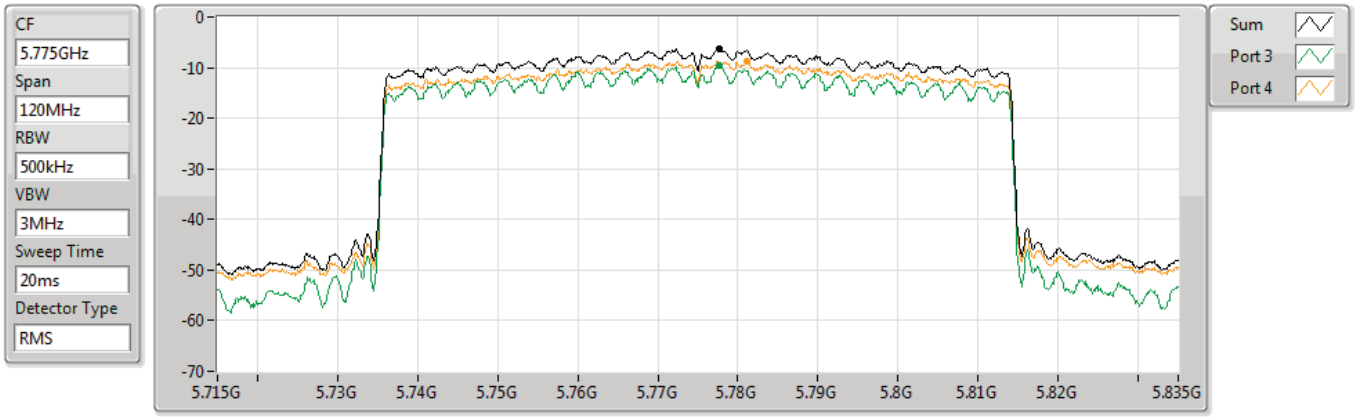

Sum	PD	Port 1	Port 2	Port 3	Port 4
(dBm/RBW)	(dBm/RBW)	(dBm/RBW)	(dBm/RBW)	(dBm/RBW)	(dBm/RBW)
-6.34	-6.34	-	-	-9.57	-8.84

Summary

Mode	Result	Type	Freq (Hz)	Level (dBuV/m)	Limit (dBuV/m)	Margin (dB)	Dist (m)	Condition	Azimuth (°)	Height (m)	Comments
5.725-5.85GHz	-	-	-	-	-	-	-	-	-	-	-
802.11ax HEW80_Nss1,(MCS0)_4TX	Pass	PK	57.16M	37.74	40.00	-2.26	3	Vertical	0	1.00	-

Result

Mode	Result	Type	Freq (Hz)	Level (dBuV/m)	Limit (dBuV/m)	Margin (dB)	Dist (m)	Condition	Azimuth (°)	Height (m)	Comments
802.11ax HEW80_Nss1,(MCS0)_4TX	-	-	-	-	-	-	-	-	-	-	-
5775MHz	Pass	PK	57.16M	37.74	40.00	-2.26	3	Vertical	0	1.00	-
5775MHz	Pass	PK	99.84M	36.27	43.50	-7.23	3	Vertical	0	1.00	-
5775MHz	Pass	PK	375.32M	35.33	46.00	-10.67	3	Vertical	0	1.00	-
5775MHz	Pass	PK	499.48M	33.68	46.00	-12.32	3	Vertical	0	1.00	-
5775MHz	Pass	PK	625.58M	39.10	46.00	-6.90	3	Vertical	0	1.00	-
5775MHz	Pass	QP	136.7M	41.02	43.50	-2.48	3	Vertical	155	1.00	-
5775MHz	Pass	PK	222.06M	40.35	46.00	-5.65	3	Horizontal	0	1.00	-
5775MHz	Pass	PK	249.22M	36.39	46.00	-9.61	3	Horizontal	0	1.00	-
5775MHz	Pass	PK	375.32M	39.09	46.00	-6.91	3	Horizontal	0	1.00	-
5775MHz	Pass	PK	625.58M	36.82	46.00	-9.18	3	Horizontal	0	1.00	-
5775MHz	Pass	PK	701.24M	37.70	46.00	-8.30	3	Horizontal	0	1.00	-
5775MHz	Pass	QP	136.7M	39.09	43.50	-4.41	3	Horizontal	294	1.88	-

802.11ax HEW80_Nss1,(MCS0)_4TX

5775MHz_Test Fixture

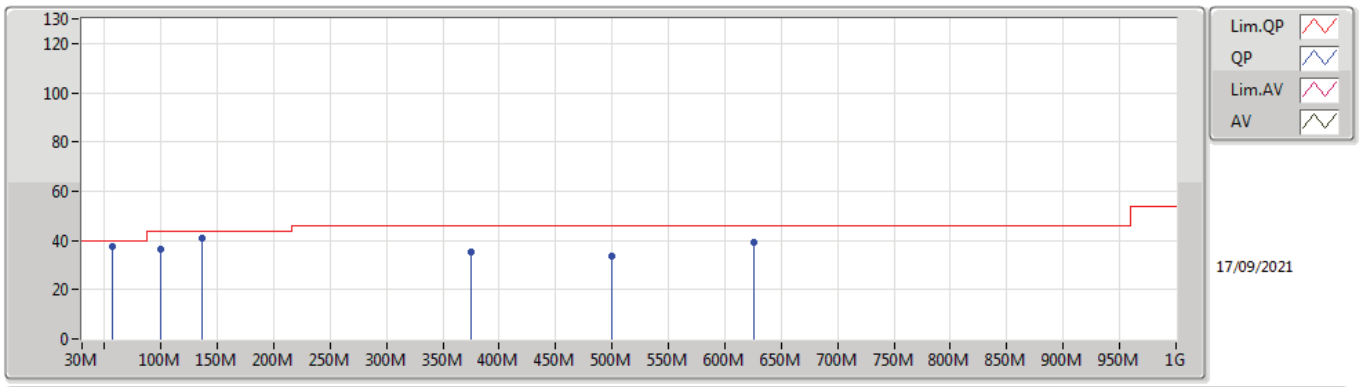

Type	Freq	Level	Limit	Margin	Factor	Dist	Condition	Azimuth	Height	Comment	Raw	AF	CL	PA
	(Hz)	(dBuV/m)	(dBuV/m)	(dB)	(dB)	(m)		(°)	(m)		(dBuV)	(dB)	(dB)	(dB)
PK	57.16M	37.74	40.00	-2.26	-14.64	3	Vertical	0	1.00	-	52.38	11.73	1.24	27.61
PK	99.84M	36.27	43.50	-7.23	-9.49	3	Vertical	0	1.00	-	45.76	16.20	1.70	27.39
PK	375.32M	35.33	46.00	-10.67	-3.64	3	Vertical	0	1.00	-	38.97	20.12	3.36	27.12
PK	499.48M	33.68	46.00	-12.32	-1.06	3	Vertical	0	1.00	-	34.74	22.75	3.87	27.68
PK	625.58M	39.10	46.00	-6.90	0.41	3	Vertical	0	1.00	-	38.69	24.09	4.42	28.10
QP	136.7M	41.02	43.50	-2.48	-8.53	3	Vertical	155	1.00	-	49.55	16.79	1.97	27.29

802.11ax HEW80_Nss1,(MCS0)_4TX

5775MHz_Test Fixture

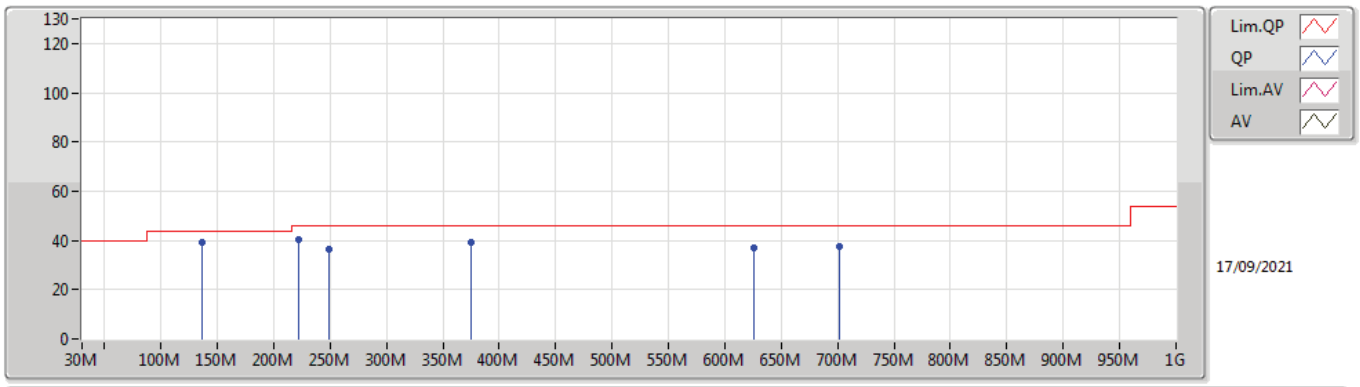

Type	Freq	Level	Limit	Margin	Factor	Dist	Condition	Azimuth	Height	Comment	Raw	AF	CL	PA
	(Hz)	(dBuV/m)	(dBuV/m)	(dB)	(dB)	(m)		(°)	(m)		(dBuV)	(dB)	(dB)	(dB)
PK	222.06M	40.35	46.00	-5.65	-9.76	3	Horizontal	0	1.00	-	50.11	14.62	2.52	26.90
PK	249.22M	36.39	46.00	-9.61	-6.41	3	Horizontal	0	1.00	-	42.80	17.65	2.67	26.73
PK	375.32M	39.09	46.00	-6.91	-3.64	3	Horizontal	0	1.00	-	42.73	20.12	3.36	27.12
PK	625.58M	36.82	46.00	-9.18	0.41	3	Horizontal	0	1.00	-	36.41	24.09	4.42	28.10
PK	701.24M	37.70	46.00	-8.30	1.00	3	Horizontal	0	1.00	-	36.70	24.42	4.63	28.05
QP	136.7M	39.09	43.50	-4.41	-8.53	3	Horizontal	294	1.88	-	47.62	16.79	1.97	27.29

Summary

Mode	Result	Type	Freq (Hz)	Level (dBuV/m)	Limit (dBuV/m)	Margin (dB)	Dist (m)	Condition	Azimuth (°)	Height (m)	Comments
5.15-5.25GHz	-	-	-	-	-	-	-	-	-	-	-
802.11a_Nss1,(6Mbps)_4TX	Pass	AV	15.7212G	53.71	54.00	-0.29	3	Vertical	189	2.73	-
802.11ax HEW20_Nss1,(MCS0)_4TX	Pass	AV	5.1498G	53.68	54.00	-0.32	3	Vertical	8	1.65	-
802.11ax HEW40_Nss1,(MCS0)_4TX	Pass	AV	5.1488G	52.97	54.00	-1.03	3	Vertical	0	1.41	-
802.11ax HEW80_Nss1,(MCS0)_4TX	Pass	AV	5.138G	53.83	54.00	-0.17	3	Vertical	15	1.69	-
802.11ax HEW80+80_Nss1,(MCS0)_4TX	Pass	AV	5.15G	53.36	54.00	-0.64	3	Vertical	13	1.50	-
5.725-5.85GHz	-	-	-	-	-	-	-	-	-	-	-
802.11a_Nss1,(6Mbps)_4TX	Pass	AV	11.57108G	53.78	54.00	-0.22	3	Horizontal	349	1.93	-
802.11ax HEW20_Nss1,(MCS0)_4TX	Pass	AV	11.65024G	53.91	54.00	-0.09	3	Horizontal	349	1.96	-
802.11ax HEW40_Nss1,(MCS0)_4TX	Pass	AV	11.5905G	53.83	54.00	-0.17	3	Vertical	91	1.88	-
802.11ax HEW80_Nss1,(MCS0)_4TX	Pass	AV	11.56998G	53.64	54.00	-0.36	3	Vertical	107	2.74	-
802.11ax HEW80+80_Nss1,(MCS0)_4TX	Pass	AV	11.57934G	45.63	54.00	-8.37	3	Vertical	185	1.72	-

Result

Mode	Result	Type	Freq (Hz)	Level (dBuV/m)	Limit (dBuV/m)	Margin (dB)	Dist (m)	Condition	Azimuth (°)	Height (m)	Comments
802.11a_Nss1,(6Mbps)_4TX	-	-	-	-	-	-	-	-	-	-	-
5180MHz	Pass	AV	5.1498G	53.68	54.00	-0.32	3	Vertical	10	1.65	-
5180MHz	Pass	AV	5.1788G	111.43	Inf	-Inf	3	Vertical	10	1.65	-
5180MHz	Pass	PK	5.1496G	66.49	74.00	-7.51	3	Vertical	10	1.65	-
5180MHz	Pass	PK	5.1786G	120.27	Inf	-Inf	3	Vertical	10	1.65	-
5180MHz	Pass	AV	5.1438G	41.17	54.00	-12.83	3	Horizontal	166	1.50	-
5180MHz	Pass	AV	5.173G	87.06	Inf	-Inf	3	Horizontal	166	1.50	-
5180MHz	Pass	PK	5.1392G	52.79	74.00	-21.21	3	Horizontal	166	1.50	-
5180MHz	Pass	PK	5.1736G	96.35	Inf	-Inf	3	Horizontal	166	1.50	-
5180MHz	Pass	AV	15.53718G	52.43	54.00	-1.57	3	Vertical	151	2.27	-
5180MHz	Pass	PK	10.36174G	58.51	68.20	-9.69	3	Vertical	30	1.36	-
5180MHz	Pass	PK	15.5352G	68.62	74.00	-5.38	3	Vertical	151	2.27	-
5180MHz	Pass	AV	15.54906G	49.04	54.00	-4.96	3	Horizontal	17	2.31	-
5180MHz	Pass	PK	10.37074G	54.48	68.20	-13.72	3	Horizontal	82	1.50	-
5180MHz	Pass	PK	15.5508G	65.25	74.00	-8.75	3	Horizontal	17	2.31	-
5200MHz	Pass	AV	5.15G	51.18	54.00	-2.82	3	Vertical	11	1.70	-
5200MHz	Pass	AV	5.2016G	113.07	Inf	-Inf	3	Vertical	11	1.70	-
5200MHz	Pass	PK	5.15G	63.03	74.00	-10.97	3	Vertical	11	1.70	-
5200MHz	Pass	PK	5.2008G	121.94	Inf	-Inf	3	Vertical	11	1.70	-
5200MHz	Pass	AV	5.13G	41.40	54.00	-12.60	3	Horizontal	192	2.14	-
5200MHz	Pass	AV	5.2052G	88.10	Inf	-Inf	3	Horizontal	192	2.14	-
5200MHz	Pass	PK	5.1232G	52.70	74.00	-21.30	3	Horizontal	192	2.14	-
5200MHz	Pass	PK	5.2064G	97.30	Inf	-Inf	3	Horizontal	192	2.14	-
5200MHz	Pass	AV	15.59862G	53.63	54.00	-0.37	3	Vertical	330	2.00	-
5200MHz	Pass	PK	10.40162G	58.07	68.20	-10.13	3	Vertical	30	1.43	-
5200MHz	Pass	PK	15.5994G	69.14	74.00	-4.86	3	Vertical	330	2.00	-
5200MHz	Pass	AV	15.59832G	52.30	54.00	-1.70	3	Horizontal	350	1.80	-
5200MHz	Pass	PK	10.39598G	55.89	68.20	-12.31	3	Horizontal	42	2.24	-
5200MHz	Pass	PK	15.59844G	67.34	74.00	-6.66	3	Horizontal	350	1.80	-
5240MHz	Pass	AV	5.1494G	46.06	54.00	-7.94	3	Vertical	351	1.50	-
5240MHz	Pass	AV	5.2322G	110.17	Inf	-Inf	3	Vertical	351	1.50	-
5240MHz	Pass	AV	5.3522G	45.06	54.00	-8.94	3	Vertical	351	1.50	-
5240MHz	Pass	PK	5.1308G	58.59	74.00	-15.41	3	Vertical	351	1.50	-
5240MHz	Pass	PK	5.2328G	118.51	Inf	-Inf	3	Vertical	351	1.50	-
5240MHz	Pass	PK	5.3606G	56.36	74.00	-17.64	3	Vertical	351	1.50	-
5240MHz	Pass	AV	5.0918G	41.12	54.00	-12.88	3	Horizontal	193	2.07	-
5240MHz	Pass	AV	5.2388G	87.40	Inf	-Inf	3	Horizontal	193	2.07	-
5240MHz	Pass	AV	5.3864G	40.56	54.00	-13.44	3	Horizontal	193	2.07	-
5240MHz	Pass	PK	5.1194G	53.25	74.00	-20.75	3	Horizontal	193	2.07	-
5240MHz	Pass	PK	5.2382G	96.49	Inf	-Inf	3	Horizontal	193	2.07	-
5240MHz	Pass	PK	5.3594G	52.23	74.00	-21.77	3	Horizontal	193	2.07	-
5240MHz	Pass	AV	15.7212G	53.71	54.00	-0.29	3	Vertical	189	2.73	-
5240MHz	Pass	PK	10.48102G	59.66	68.20	-8.54	3	Vertical	132	2.73	-
5240MHz	Pass	PK	15.72066G	69.90	74.00	-4.10	3	Vertical	189	2.73	-
5240MHz	Pass	AV	15.72162G	47.51	54.00	-6.49	3	Horizontal	350	1.50	-
5240MHz	Pass	PK	10.46626G	54.60	68.20	-13.60	3	Horizontal	13	1.50	-
5240MHz	Pass	PK	15.72144G	62.43	74.00	-11.57	3	Horizontal	350	1.50	-
5745MHz	Pass	AV	5.751G	110.39	Inf	-Inf	3	Vertical	12	1.59	-
5745MHz	Pass	PK	5.6322G	55.21	68.20	-12.99	3	Vertical	12	1.59	-
5745MHz	Pass	PK	5.751G	119.09	Inf	-Inf	3	Vertical	12	1.59	-
5745MHz	Pass	PK	5.9838G	54.13	68.20	-14.07	3	Vertical	12	1.59	-
5745MHz	Pass	AV	5.751G	89.60	Inf	-Inf	3	Horizontal	170	1.58	-
5745MHz	Pass	PK	5.559G	53.08	68.20	-15.12	3	Horizontal	170	1.58	-
5745MHz	Pass	PK	5.7498G	99.16	Inf	-Inf	3	Horizontal	170	1.58	-
5745MHz	Pass	PK	6.021G	53.70	68.20	-14.50	3	Horizontal	170	1.58	-
5745MHz	Pass	AV	11.49174G	51.36	54.00	-2.64	3	Vertical	203	3.00	-
5745MHz	Pass	PK	11.49204G	63.25	74.00	-10.75	3	Vertical	203	3.00	-
5745MHz	Pass	PK	17.23962G	67.94	68.20	-0.26	3	Vertical	53	2.08	-
5745MHz	Pass	AV	11.49258G	52.55	54.00	-1.45	3	Horizontal	260	2.94	-
5745MHz	Pass	PK	11.49168G	65.07	74.00	-8.93	3	Horizontal	260	2.94	-
5745MHz	Pass	PK	17.23434G	63.34	68.20	-4.86	3	Horizontal	25	2.79	-

Mode	Result	Type	Freq (Hz)	Level (dBuV/m)	Limit (dBuV/m)	Margin (dB)	Dist (m)	Condition	Azimuth (°)	Height (m)	Comments
5785MHz	Pass	AV	5.7814G	109.63	Inf	-Inf	3	Vertical	11	1.50	-
5785MHz	Pass	PK	5.641G	54.18	68.20	-14.02	3	Vertical	11	1.50	-
5785MHz	Pass	PK	5.7814G	118.30	Inf	-Inf	3	Vertical	11	1.50	-
5785MHz	Pass	PK	5.9326G	54.78	68.20	-13.42	3	Vertical	11	1.50	-
5785MHz	Pass	AV	5.7874G	87.80	Inf	-Inf	3	Horizontal	170	1.63	-
5785MHz	Pass	PK	5.4958G	53.66	68.20	-14.54	3	Horizontal	170	1.63	-
5785MHz	Pass	PK	5.7862G	96.54	Inf	-Inf	3	Horizontal	170	1.63	-
5785MHz	Pass	PK	5.9578G	53.98	68.20	-14.22	3	Horizontal	170	1.63	-
5785MHz	Pass	AV	11.57156G	51.84	54.00	-2.16	3	Vertical	204	1.49	-
5785MHz	Pass	PK	11.57072G	63.88	74.00	-10.12	3	Vertical	204	1.49	-
5785MHz	Pass	PK	17.35518G	64.88	68.20	-3.32	3	Vertical	186	2.46	-
5785MHz	Pass	AV	11.57108G	53.78	54.00	-0.22	3	Horizontal	349	1.93	-
5785MHz	Pass	PK	11.57006G	66.35	74.00	-7.65	3	Horizontal	349	1.93	-
5785MHz	Pass	PK	17.35704G	59.62	68.20	-8.58	3	Horizontal	161	2.45	-
5825MHz	Pass	AV	5.8214G	105.61	Inf	-Inf	3	Vertical	0	1.50	-
5825MHz	Pass	PK	5.5862G	53.44	68.20	-14.76	3	Vertical	0	1.50	-
5825MHz	Pass	PK	5.8238G	114.70	Inf	-Inf	3	Vertical	0	1.50	-
5825MHz	Pass	PK	5.9378G	54.46	68.20	-13.74	3	Vertical	0	1.50	-
5825MHz	Pass	AV	5.8298G	87.32	Inf	-Inf	3	Horizontal	168	1.50	-
5825MHz	Pass	PK	5.5598G	52.57	68.20	-15.63	3	Horizontal	168	1.50	-
5825MHz	Pass	PK	5.8298G	95.53	Inf	-Inf	3	Horizontal	168	1.50	-
5825MHz	Pass	PK	5.957G	53.57	68.20	-14.63	3	Horizontal	168	1.50	-
5825MHz	Pass	AV	11.65006G	51.40	54.00	-2.60	3	Vertical	201	1.51	-
5825MHz	Pass	PK	11.65G	63.82	74.00	-10.18	3	Vertical	201	1.51	-
5825MHz	Pass	PK	17.47968G	59.53	68.20	-8.67	3	Vertical	271	3.00	-
5825MHz	Pass	AV	11.64994G	53.52	54.00	-0.48	3	Horizontal	339	1.83	-
5825MHz	Pass	PK	11.64982G	66.65	74.00	-7.35	3	Horizontal	339	1.83	-
5825MHz	Pass	PK	17.46654G	59.28	68.20	-8.92	3	Horizontal	352	2.37	-
802.11ax HEW20_Nss1,(MCS0)_4TX	-	-	-	-	-	-	-	-	-	-	-
5180MHz	Pass	AV	5.1498G	53.68	54.00	-0.32	3	Vertical	8	1.65	-
5180MHz	Pass	AV	5.1812G	111.05	Inf	-Inf	3	Vertical	8	1.65	-
5180MHz	Pass	PK	5.1412G	62.24	74.00	-11.76	3	Vertical	8	1.65	-
5180MHz	Pass	PK	5.1808G	119.98	Inf	-Inf	3	Vertical	8	1.65	-
5180MHz	Pass	AV	5.1374G	43.42	54.00	-10.58	3	Horizontal	192	2.11	-
5180MHz	Pass	AV	5.182G	88.59	Inf	-Inf	3	Horizontal	192	2.11	-
5180MHz	Pass	PK	5.1306G	53.47	74.00	-20.53	3	Horizontal	192	2.11	-
5180MHz	Pass	PK	5.1822G	99.34	Inf	-Inf	3	Horizontal	192	2.11	-
5180MHz	Pass	AV	15.53862G	50.49	54.00	-3.51	3	Vertical	150	2.12	-
5180MHz	Pass	PK	10.36114G	56.00	68.20	-12.20	3	Vertical	30	1.35	-
5180MHz	Pass	PK	15.52896G	64.92	74.00	-9.08	3	Vertical	150	2.12	-
5180MHz	Pass	AV	15.54438G	48.12	54.00	-5.88	3	Horizontal	350	1.84	-
5180MHz	Pass	PK	10.35516G	58.09	68.20	-10.11	3	Horizontal	215	1.38	-
5180MHz	Pass	PK	15.54978G	61.56	74.00	-12.44	3	Horizontal	350	1.84	-
5200MHz	Pass	AV	5.1484G	53.54	54.00	-0.46	3	Vertical	8	1.64	-
5200MHz	Pass	AV	5.198G	114.30	Inf	-Inf	3	Vertical	8	1.64	-
5200MHz	Pass	PK	5.148G	62.81	74.00	-11.19	3	Vertical	8	1.64	-
5200MHz	Pass	PK	5.208G	122.31	Inf	-Inf	3	Vertical	8	1.64	-
5200MHz	Pass	AV	5.1404G	43.59	54.00	-10.41	3	Horizontal	198	1.06	-
5200MHz	Pass	AV	5.1964G	90.58	Inf	-Inf	3	Horizontal	198	1.06	-
5200MHz	Pass	PK	5.1256G	54.08	74.00	-19.92	3	Horizontal	198	1.06	-
5200MHz	Pass	PK	5.2016G	100.66	Inf	-Inf	3	Horizontal	198	1.06	-
5200MHz	Pass	PK	10.41864G	57.83	68.20	-10.37	3	Vertical	360	1.50	-
5200MHz	Pass	PK	15.59958G	63.52	74.00	-10.48	3	Vertical	330	1.92	-
5200MHz	Pass	AV	15.60264G	52.11	54.00	-1.89	3	Vertical	330	1.92	-
5200MHz	Pass	AV	15.59724G	49.93	54.00	-4.07	3	Horizontal	356	1.33	-
5200MHz	Pass	PK	10.40384G	57.29	68.20	-10.91	3	Horizontal	314	2.11	-
5200MHz	Pass	PK	15.59872G	60.49	74.00	-13.51	3	Horizontal	356	1.33	-
5240MHz	Pass	AV	5.129G	49.29	54.00	-4.71	3	Vertical	13	1.84	-
5240MHz	Pass	AV	5.2364G	111.93	Inf	-Inf	3	Vertical	13	1.84	-
5240MHz	Pass	AV	5.3522G	46.85	54.00	-7.15	3	Vertical	13	1.84	-
5240MHz	Pass	PK	5.1368G	57.36	74.00	-16.64	3	Vertical	13	1.84	-
5240MHz	Pass	PK	5.2436G	120.21	Inf	-Inf	3	Vertical	13	1.84	-

Mode	Result	Type	Freq (Hz)	Level (dBuV/m)	Limit (dBuV/m)	Margin (dB)	Dist (m)	Condition	Azimuth (°)	Height (m)	Comments
5240MHz	Pass	PK	5.357G	56.11	74.00	-17.89	3	Vertical	13	1.84	-
5240MHz	Pass	AV	5.15G	43.79	54.00	-10.21	3	Horizontal	194	2.43	-
5240MHz	Pass	AV	5.2424G	87.83	Inf	-Inf	3	Horizontal	194	2.43	-
5240MHz	Pass	AV	5.3786G	42.74	54.00	-11.26	3	Horizontal	194	2.43	-
5240MHz	Pass	PK	5.1176G	53.43	74.00	-20.57	3	Horizontal	194	2.43	-
5240MHz	Pass	PK	5.2424G	97.44	Inf	-Inf	3	Horizontal	194	2.43	-
5240MHz	Pass	PK	5.3822G	52.26	74.00	-21.74	3	Horizontal	194	2.43	-
5240MHz	Pass	AV	15.71844G	53.19	54.00	-0.81	3	Vertical	185	2.82	-
5240MHz	Pass	PK	10.46784G	56.85	68.20	-11.35	3	Vertical	289	2.72	-
5240MHz	Pass	PK	15.72816G	66.57	74.00	-7.43	3	Vertical	185	2.82	-
5240MHz	Pass	AV	15.72864G	48.70	54.00	-5.30	3	Horizontal	351	1.84	-
5240MHz	Pass	PK	10.46104G	57.28	68.20	-10.92	3	Horizontal	135	1.54	-
5240MHz	Pass	PK	15.72798G	61.80	74.00	-12.20	3	Horizontal	351	1.84	-
5745MHz	Pass	AV	5.7438G	110.51	Inf	-Inf	3	Vertical	355	1.50	-
5745MHz	Pass	PK	5.643G	55.24	68.20	-12.96	3	Vertical	355	1.50	-
5745MHz	Pass	PK	5.739G	118.53	Inf	-Inf	3	Vertical	355	1.50	-
5745MHz	Pass	PK	5.925G	54.69	68.20	-13.51	3	Vertical	355	1.50	-
5745MHz	Pass	AV	5.7474G	89.85	Inf	-Inf	3	Horizontal	170	1.98	-
5745MHz	Pass	PK	5.5938G	53.93	68.20	-14.27	3	Horizontal	170	1.98	-
5745MHz	Pass	PK	5.7474G	97.47	Inf	-Inf	3	Horizontal	170	1.98	-
5745MHz	Pass	PK	5.9778G	54.28	68.20	-13.92	3	Horizontal	170	1.98	-
5745MHz	Pass	AV	11.49036G	52.65	54.00	-1.35	3	Vertical	204	1.42	-
5745MHz	Pass	PK	11.49078G	62.02	74.00	-11.98	3	Vertical	204	1.42	-
5745MHz	Pass	PK	17.23578G	63.77	68.20	-4.43	3	Vertical	139	2.70	-
5745MHz	Pass	AV	11.4903G	53.67	54.00	-0.33	3	Horizontal	257	2.95	-
5745MHz	Pass	PK	11.48994G	62.55	74.00	-11.45	3	Horizontal	257	2.95	-
5745MHz	Pass	PK	17.23602G	62.09	68.20	-6.11	3	Horizontal	152	2.74	-
5785MHz	Pass	AV	5.7862G	108.86	Inf	-Inf	3	Vertical	7	1.50	-
5785MHz	Pass	PK	5.647G	54.09	68.20	-14.11	3	Vertical	7	1.50	-
5785MHz	Pass	PK	5.7862G	117.01	Inf	-Inf	3	Vertical	7	1.50	-
5785MHz	Pass	PK	6.0166G	55.35	68.20	-12.85	3	Vertical	7	1.50	-
5785MHz	Pass	AV	5.7886G	86.57	Inf	-Inf	3	Horizontal	170	1.50	-
5785MHz	Pass	PK	5.5882G	53.62	68.20	-14.58	3	Horizontal	170	1.50	-
5785MHz	Pass	PK	5.7874G	95.75	Inf	-Inf	3	Horizontal	170	1.50	-
5785MHz	Pass	PK	6.0658G	54.33	68.20	-13.87	3	Horizontal	170	1.50	-
5785MHz	Pass	AV	11.57018G	52.72	54.00	-1.28	3	Vertical	205	1.49	-
5785MHz	Pass	PK	11.56508G	61.96	74.00	-12.04	3	Vertical	205	1.49	-
5785MHz	Pass	PK	17.3493G	58.11	68.20	-10.09	3	Vertical	37	1.32	-
5785MHz	Pass	AV	11.57012G	53.13	54.00	-0.87	3	Horizontal	347	1.77	-
5785MHz	Pass	PK	11.57012G	63.05	74.00	-10.95	3	Horizontal	347	1.77	-
5785MHz	Pass	PK	17.35404G	49.40	68.20	-18.80	3	Horizontal	5	1.58	-
5825MHz	Pass	AV	5.8238G	107.99	Inf	-Inf	3	Vertical	9	1.52	-
5825MHz	Pass	PK	5.6054G	53.49	68.20	-14.71	3	Vertical	9	1.52	-
5825MHz	Pass	PK	5.8298G	116.64	Inf	-Inf	3	Vertical	9	1.52	-
5825MHz	Pass	PK	5.9774G	54.18	68.20	-14.02	3	Vertical	9	1.52	-
5825MHz	Pass	AV	5.8262G	90.76	Inf	-Inf	3	Horizontal	186	1.93	-
5825MHz	Pass	PK	5.6462G	53.18	68.20	-15.02	3	Horizontal	186	1.93	-
5825MHz	Pass	PK	5.8262G	99.12	Inf	-Inf	3	Horizontal	186	1.93	-
5825MHz	Pass	PK	5.957G	54.06	68.20	-14.14	3	Horizontal	186	1.93	-
5825MHz	Pass	AV	11.65012G	51.32	54.00	-2.68	3	Vertical	204	1.56	-
5825MHz	Pass	PK	11.64496G	60.47	74.00	-13.53	3	Vertical	204	1.56	-
5825MHz	Pass	PK	17.47656G	58.93	68.20	-9.27	3	Vertical	208	2.13	-
5825MHz	Pass	AV	11.65024G	53.91	54.00	-0.09	3	Horizontal	349	1.96	-
5825MHz	Pass	PK	11.65012G	64.48	74.00	-9.52	3	Horizontal	349	1.96	-
5825MHz	Pass	PK	17.4864G	58.78	68.20	-9.42	3	Horizontal	272	1.37	-
802.11ax HEW40_Nss1,(MCS0)_4TX	-	-	-	-	-	-	-	-	-	-	-
5190MHz	Pass	AV	5.1472G	52.77	54.00	-1.23	3	Vertical	357	1.48	-
5190MHz	Pass	AV	5.1908G	106.42	Inf	-Inf	3	Vertical	357	1.48	-
5190MHz	Pass	PK	5.1476G	61.74	74.00	-12.26	3	Vertical	357	1.48	-
5190MHz	Pass	PK	5.1912G	116.84	Inf	-Inf	3	Vertical	357	1.48	-
5190MHz	Pass	AV	5.1132G	44.35	54.00	-9.65	3	Horizontal	163	1.69	-
5190MHz	Pass	AV	5.1916G	89.09	Inf	-Inf	3	Horizontal	163	1.69	-

Mode	Result	Type	Freq (Hz)	Level (dBuV/m)	Limit (dBuV/m)	Margin (dB)	Dist (m)	Condition	Azimuth (°)	Height (m)	Comments
5190MHz	Pass	PK	5.1408G	53.44	74.00	-20.56	3	Horizontal	163	1.69	-
5190MHz	Pass	PK	5.1916G	99.52	Inf	-Inf	3	Horizontal	163	1.69	-
5190MHz	Pass	AV	15.5667G	45.73	54.00	-8.27	3	Vertical	79	1.50	-
5190MHz	Pass	PK	10.3774G	54.00	68.20	-14.20	3	Vertical	178	1.50	-
5190MHz	Pass	PK	15.5454G	55.62	74.00	-18.38	3	Vertical	79	1.50	-
5190MHz	Pass	AV	15.5596G	45.89	54.00	-8.11	3	Horizontal	336	1.50	-
5190MHz	Pass	PK	10.3859G	54.21	68.20	-13.99	3	Horizontal	52	1.50	-
5190MHz	Pass	PK	15.57G	54.92	74.00	-19.08	3	Horizontal	336	1.50	-
5230MHz	Pass	AV	5.1488G	52.97	54.00	-1.03	3	Vertical	0	1.41	-
5230MHz	Pass	AV	5.2308G	111.43	Inf	-Inf	3	Vertical	0	1.41	-
5230MHz	Pass	PK	5.1468G	62.86	74.00	-11.14	3	Vertical	0	1.41	-
5230MHz	Pass	PK	5.2308G	120.18	Inf	-Inf	3	Vertical	0	1.41	-
5230MHz	Pass	AV	5.1468G	43.57	54.00	-10.43	3	Horizontal	331	2.08	-
5230MHz	Pass	AV	5.2276G	87.26	Inf	-Inf	3	Horizontal	331	2.08	-
5230MHz	Pass	PK	5.1448G	53.33	74.00	-20.67	3	Horizontal	331	2.08	-
5230MHz	Pass	PK	5.228G	96.61	Inf	-Inf	3	Horizontal	331	2.08	-
5230MHz	Pass	AV	15.693G	52.72	54.00	-1.28	3	Vertical	2	1.50	-
5230MHz	Pass	PK	10.4644G	55.57	68.20	-12.63	3	Vertical	352	2.86	-
5230MHz	Pass	PK	15.6884G	64.55	74.00	-9.45	3	Vertical	2	1.50	-
5230MHz	Pass	AV	15.6999G	49.06	54.00	-4.94	3	Horizontal	345	1.88	-
5230MHz	Pass	PK	10.472G	55.49	68.20	-12.71	3	Horizontal	309	1.50	-
5230MHz	Pass	PK	15.6885G	59.70	74.00	-14.30	3	Horizontal	345	1.88	-
5755MHz	Pass	AV	5.7562G	108.45	Inf	-Inf	3	Vertical	13	1.49	-
5755MHz	Pass	PK	5.647G	55.56	68.20	-12.64	3	Vertical	13	1.49	-
5755MHz	Pass	PK	5.7514G	118.29	Inf	-Inf	3	Vertical	13	1.49	-
5755MHz	Pass	PK	5.9854G	54.71	68.20	-13.49	3	Vertical	13	1.49	-
5755MHz	Pass	AV	5.7562G	89.50	Inf	-Inf	3	Horizontal	169	1.84	-
5755MHz	Pass	PK	5.5486G	54.79	68.20	-13.41	3	Horizontal	169	1.84	-
5755MHz	Pass	PK	5.7562G	98.38	Inf	-Inf	3	Horizontal	169	1.84	-
5755MHz	Pass	PK	6.019G	54.04	68.20	-14.16	3	Horizontal	169	1.84	-
5755MHz	Pass	AV	11.5105G	53.36	54.00	-0.64	3	Vertical	107	2.61	-
5755MHz	Pass	PK	11.5102G	63.47	74.00	-10.53	3	Vertical	107	2.61	-
5755MHz	Pass	PK	17.2621G	58.80	68.20	-9.40	3	Vertical	0	3.00	-
5755MHz	Pass	AV	11.5053G	47.49	54.00	-6.51	3	Horizontal	0	1.50	-
5755MHz	Pass	PK	11.5107G	56.93	74.00	-17.07	3	Horizontal	0	1.50	-
5755MHz	Pass	PK	17.2414G	58.15	68.20	-10.05	3	Horizontal	157	2.67	-
5795MHz	Pass	AV	5.795G	111.09	Inf	-Inf	3	Vertical	356	1.50	-
5795MHz	Pass	PK	5.6366G	57.60	68.20	-10.60	3	Vertical	356	1.50	-
5795MHz	Pass	PK	5.795G	120.62	Inf	-Inf	3	Vertical	356	1.50	-
5795MHz	Pass	PK	5.9414G	57.12	68.20	-11.08	3	Vertical	356	1.50	-
5795MHz	Pass	AV	5.7926G	90.61	Inf	-Inf	3	Horizontal	167	1.50	-
5795MHz	Pass	PK	5.6102G	53.30	68.20	-14.90	3	Horizontal	167	1.50	-
5795MHz	Pass	PK	5.7986G	99.91	Inf	-Inf	3	Horizontal	167	1.50	-
5795MHz	Pass	PK	6.0662G	54.28	68.20	-13.92	3	Horizontal	167	1.50	-
5795MHz	Pass	AV	11.5905G	53.83	54.00	-0.17	3	Vertical	91	1.88	-
5795MHz	Pass	PK	11.5955G	62.87	74.00	-11.13	3	Vertical	91	1.88	-
5795MHz	Pass	PK	17.3897G	67.93	68.20	-0.27	3	Vertical	198	2.97	-
5795MHz	Pass	AV	11.59176G	50.01	54.00	-3.99	3	Horizontal	352	1.85	-
5795MHz	Pass	PK	11.59606G	58.75	74.00	-15.25	3	Horizontal	352	1.85	-
5795MHz	Pass	PK	17.3838G	65.40	68.20	-2.80	3	Horizontal	22	2.63	-
802.11ax HEW80_Nss1,(MCS0)_4TX	-	-	-	-	-	-	-	-	-	-	-
5210MHz	Pass	AV	5.138G	53.83	54.00	-0.17	3	Vertical	15	1.69	-
5210MHz	Pass	AV	5.213G	101.81	Inf	-Inf	3	Vertical	15	1.69	-
5210MHz	Pass	AV	5.363G	44.83	54.00	-9.17	3	Vertical	15	1.69	-
5210MHz	Pass	PK	5.133G	61.77	74.00	-12.23	3	Vertical	15	1.69	-
5210MHz	Pass	PK	5.213G	111.75	Inf	-Inf	3	Vertical	15	1.69	-
5210MHz	Pass	PK	5.377G	54.49	74.00	-19.51	3	Vertical	15	1.69	-
5210MHz	Pass	AV	5.15G	43.76	54.00	-10.24	3	Horizontal	341	1.28	-
5210MHz	Pass	AV	5.215G	80.71	Inf	-Inf	3	Horizontal	341	1.28	-
5210MHz	Pass	AV	5.408G	43.93	54.00	-10.07	3	Horizontal	341	1.28	-
5210MHz	Pass	PK	5.076G	53.44	74.00	-20.56	3	Horizontal	341	1.28	-
5210MHz	Pass	PK	5.215G	89.91	Inf	-Inf	3	Horizontal	341	1.28	-

Mode	Result	Type	Freq (Hz)	Level (dBuV/m)	Limit (dBuV/m)	Margin (dB)	Dist (m)	Condition	Azimuth (°)	Height (m)	Comments
5210MHz	Pass	PK	5.366G	53.33	74.00	-20.67	3	Horizontal	341	1.28	-
5210MHz	Pass	AV	15.58608G	45.29	54.00	-8.71	3	Vertical	116	1.44	-
5210MHz	Pass	PK	10.4488G	54.67	68.20	-13.53	3	Vertical	256	1.50	-
5210MHz	Pass	PK	15.59724G	54.80	74.00	-19.20	3	Vertical	116	1.44	-
5210MHz	Pass	AV	15.59112G	45.23	54.00	-8.77	3	Horizontal	97	1.00	-
5210MHz	Pass	PK	10.45276G	54.58	68.20	-13.62	3	Horizontal	171	1.95	-
5210MHz	Pass	PK	15.58536G	55.06	74.00	-18.94	3	Horizontal	97	1.00	-
5775MHz	Pass	AV	5.7726G	107.14	Inf	-Inf	3	Vertical	7	1.60	-
5775MHz	Pass	PK	5.6478G	57.24	68.20	-10.96	3	Vertical	7	1.60	-
5775MHz	Pass	PK	5.7678G	115.68	Inf	-Inf	3	Vertical	7	1.60	-
5775MHz	Pass	PK	5.9394G	56.38	68.20	-11.82	3	Vertical	7	1.60	-
5775MHz	Pass	AV	5.7726G	90.40	Inf	-Inf	3	Horizontal	169	2.09	-
5775MHz	Pass	PK	5.6118G	53.57	68.20	-14.63	3	Horizontal	169	2.09	-
5775MHz	Pass	PK	5.7726G	99.08	Inf	-Inf	3	Horizontal	169	2.09	-
5775MHz	Pass	PK	6.015G	54.11	68.20	-14.09	3	Horizontal	169	2.09	-
5775MHz	Pass	AV	11.56998G	53.64	54.00	-0.36	3	Vertical	107	2.74	-
5775MHz	Pass	PK	11.53506G	62.76	74.00	-11.24	3	Vertical	107	2.74	-
5775MHz	Pass	PK	17.3079G	58.57	68.20	-9.63	3	Vertical	105	1.50	-
5775MHz	Pass	AV	11.57124G	46.57	54.00	-7.43	3	Horizontal	352	1.89	-
5775MHz	Pass	PK	11.53542G	55.86	74.00	-18.14	3	Horizontal	352	1.89	-
5775MHz	Pass	PK	17.33832G	58.91	68.20	-9.29	3	Horizontal	20	2.73	-
802.11ax HEW80+80_Nss1,(MCS0)_4TX	-	-	-	-	-	-	-	-	-	-	-
#5210MHz,5775MHz	Pass	AV	5.15G	53.36	54.00	-0.64	3	Vertical	13	1.50	-
#5210MHz,5775MHz	Pass	AV	5.208G	99.14	Inf	-Inf	3	Vertical	13	1.50	-
#5210MHz,5775MHz	Pass	AV	5.357G	44.18	54.00	-9.82	3	Vertical	13	1.50	-
#5210MHz,5775MHz	Pass	PK	5.15G	59.99	74.00	-14.01	3	Vertical	13	1.50	-
#5210MHz,5775MHz	Pass	PK	5.213G	108.58	Inf	-Inf	3	Vertical	13	1.50	-
#5210MHz,5775MHz	Pass	PK	5.377G	53.37	74.00	-20.63	3	Vertical	13	1.50	-
#5210MHz,5775MHz	Pass	AV	5.15G	43.59	54.00	-10.41	3	Horizontal	161	1.78	-
#5210MHz,5775MHz	Pass	AV	5.208G	81.37	Inf	-Inf	3	Horizontal	161	1.78	-
#5210MHz,5775MHz	Pass	AV	5.414G	43.57	54.00	-10.43	3	Horizontal	161	1.78	-
#5210MHz,5775MHz	Pass	PK	5.119G	53.60	74.00	-20.40	3	Horizontal	161	1.78	-
#5210MHz,5775MHz	Pass	PK	5.213G	90.80	Inf	-Inf	3	Horizontal	161	1.78	-
#5210MHz,5775MHz	Pass	PK	5.458G	52.81	74.00	-21.19	3	Horizontal	161	1.78	-
#5210MHz,5775MHz	Pass	AV	15.62556G	45.48	54.00	-8.52	3	Vertical	260	1.50	-
#5210MHz,5775MHz	Pass	PK	10.42848G	55.35	68.20	-12.85	3	Vertical	0	1.50	-
#5210MHz,5775MHz	Pass	PK	15.63764G	55.56	74.00	-18.44	3	Vertical	260	1.50	-
#5210MHz,5775MHz	Pass	AV	15.6304G	45.81	54.00	-8.19	3	Horizontal	120	2.15	-
#5210MHz,5775MHz	Pass	PK	10.4114G	54.25	68.20	-13.95	3	Horizontal	137	1.32	-
#5210MHz,5775MHz	Pass	PK	15.63872G	55.89	74.00	-18.11	3	Horizontal	120	2.15	-
5210MHz,#5775MHz	Pass	AV	5.769G	94.99	Inf	-Inf	3	Vertical	357	1.50	-
5210MHz,#5775MHz	Pass	PK	5.6226G	53.36	68.20	-14.84	3	Vertical	357	1.50	-
5210MHz,#5775MHz	Pass	PK	5.7666G	104.60	Inf	-Inf	3	Vertical	357	1.50	-
5210MHz,#5775MHz	Pass	PK	6.0294G	54.35	68.20	-13.85	3	Vertical	357	1.50	-
5210MHz,#5775MHz	Pass	AV	5.7762G	83.33	Inf	-Inf	3	Horizontal	343	1.23	-
5210MHz,#5775MHz	Pass	PK	5.5338G	52.96	68.20	-15.24	3	Horizontal	343	1.23	-
5210MHz,#5775MHz	Pass	PK	5.7666G	91.77	Inf	-Inf	3	Horizontal	343	1.23	-
5210MHz,#5775MHz	Pass	PK	6.0306G	54.28	68.20	-13.92	3	Horizontal	343	1.23	-
5210MHz,#5775MHz	Pass	AV	11.57934G	45.63	54.00	-8.37	3	Vertical	185	1.72	-
5210MHz,#5775MHz	Pass	PK	11.52876G	55.57	74.00	-18.43	3	Vertical	185	1.72	-
5210MHz,#5775MHz	Pass	PK	17.33304G	57.44	68.20	-10.76	3	Vertical	172	1.50	-
5210MHz,#5775MHz	Pass	AV	11.55068G	45.11	54.00	-8.89	3	Horizontal	209	1.50	-
5210MHz,#5775MHz	Pass	PK	11.55836G	54.67	74.00	-19.33	3	Horizontal	209	1.50	-
5210MHz,#5775MHz	Pass	PK	17.33132G	57.40	68.20	-10.80	3	Horizontal	328	1.01	-

802.11a_Nss1,(6Mbps)_4TX

5180MHz_TX

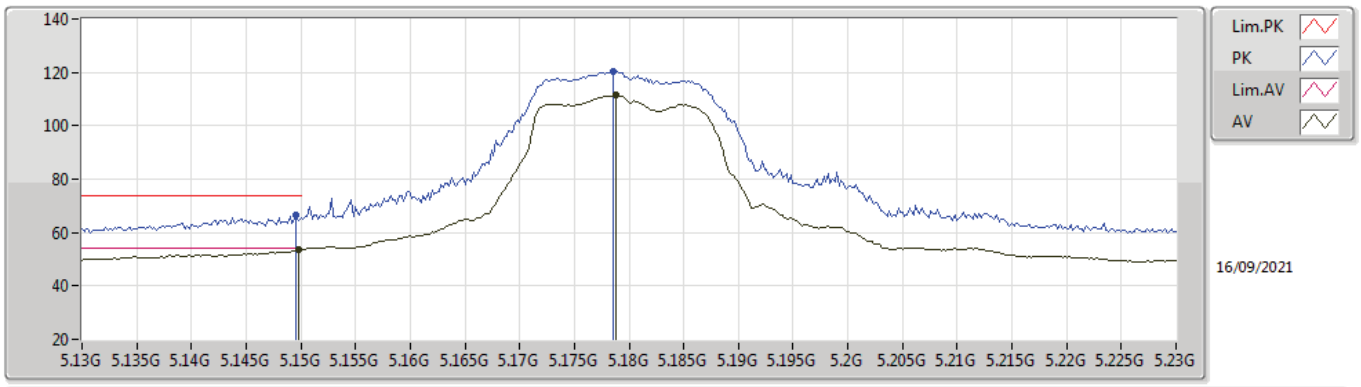

Type	Freq	Level	Limit	Margin	Factor	Dist	Condition	Azimuth	Height	Comment	Raw	AF	CL	PA
	(Hz)	(dBuV/m)	(dBuV/m)	(dB)	(dB)	(m)		(°)	(m)		(dBuV)	(dB)	(dB)	(dB)
AV	5.1498G	53.68	54.00	-0.32	4.05	3	Vertical	10	1.65	-	49.63	32.00	6.49	34.44
AV	5.1788G	111.43	Inf	-Inf	4.01	3	Vertical	10	1.65	-	107.42	31.94	6.51	34.44
PK	5.1496G	66.49	74.00	-7.51	4.05	3	Vertical	10	1.65	-	62.44	32.00	6.49	34.44
PK	5.1786G	120.27	Inf	-Inf	4.01	3	Vertical	10	1.65	-	116.26	31.94	6.51	34.44

802.11a_Nss1,(6Mbps)_4TX

5180MHz_TX

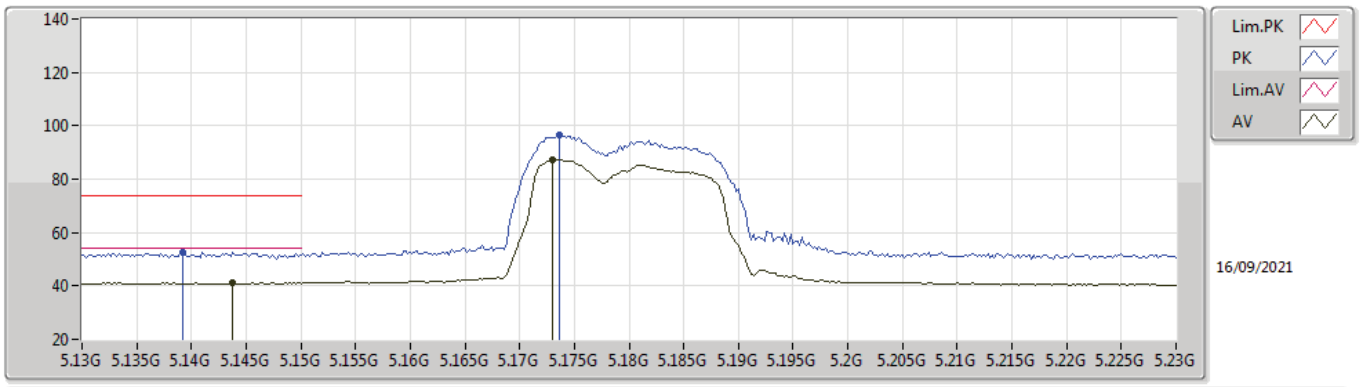

Type	Freq	Level	Limit	Margin	Factor	Dist	Condition	Azimuth	Height	Comment	Raw	AF	CL	PA
	(Hz)	(dBuV/m)	(dBuV/m)	(dB)	(dB)	(m)		(°)	(m)		(dBuV)	(dB)	(dB)	(dB)
AV	5.1438G	41.17	54.00	-12.83	4.05	3	Horizontal	166	1.50	-	37.12	32.00	6.49	34.44
AV	5.173G	87.06	Inf	-Inf	4.02	3	Horizontal	166	1.50	-	83.04	31.95	6.51	34.44
PK	5.1392G	52.79	74.00	-21.21	4.04	3	Horizontal	166	1.50	-	48.75	32.00	6.48	34.44
PK	5.1736G	96.35	Inf	-Inf	4.02	3	Horizontal	166	1.50	-	92.33	31.95	6.51	34.44

802.11a_Nss1,(6Mbps)_4TX

5180MHz_TX

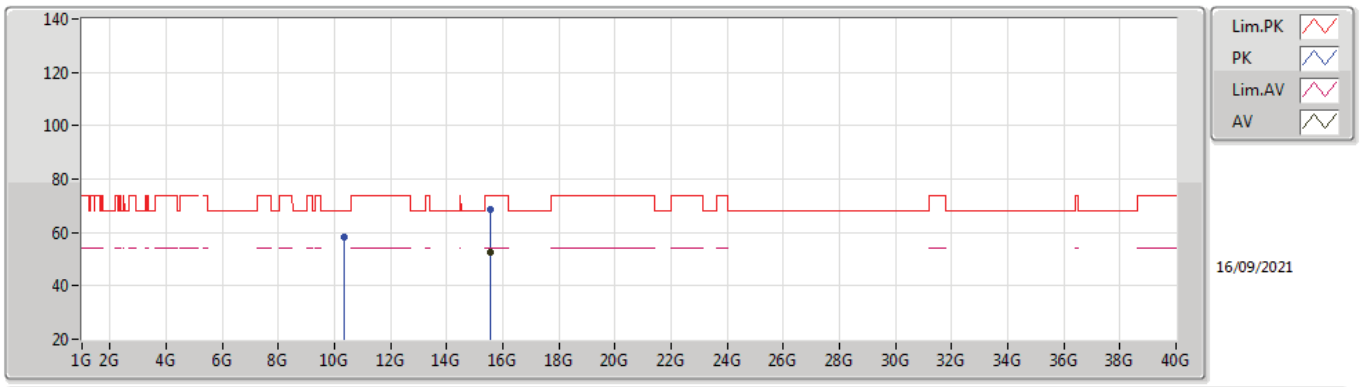

Type	Freq	Level	Limit	Margin	Factor	Dist	Condition	Azimuth	Height	Comment	Raw	AF	CL	PA
	(Hz)	(dBuV/m)	(dBuV/m)	(dB)	(dB)	(m)		(°)	(m)		(dBuV)	(dB)	(dB)	(dB)
AV	15.53718G	52.43	54.00	-1.57	15.24	3	Vertical	151	2.27	-	37.19	38.08	11.63	34.47
PK	10.36174G	58.51	68.20	-9.69	14.27	3	Vertical	30	1.36	-	44.24	39.45	9.51	34.69
PK	15.5352G	68.62	74.00	-5.38	15.25	3	Vertical	151	2.27	-	53.37	38.09	11.63	34.47

802.11a_Nss1,(6Mbps)_4TX

5180MHz_TX

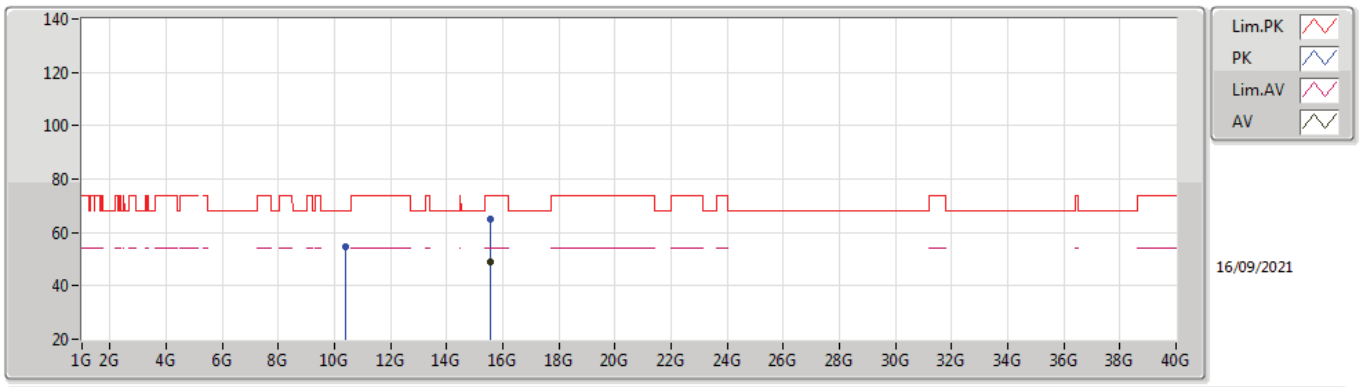

Type	Freq	Level	Limit	Margin	Factor	Dist	Condition	Azimuth	Height	Comment	Raw	AF	CL	PA
	(Hz)	(dBuV/m)	(dBuV/m)	(dB)	(dB)	(m)		(°)	(m)		(dBuV)	(dB)	(dB)	(dB)
AV	15.54906G	49.04	54.00	-4.96	15.17	3	Horizontal	17	2.31	-	33.87	38.01	11.64	34.48
PK	10.37074G	54.48	68.20	-13.72	14.31	3	Horizontal	82	1.50	-	40.17	39.48	9.51	34.68
PK	15.5508G	65.25	74.00	-8.75	15.16	3	Horizontal	17	2.31	-	50.09	38.00	11.64	34.48

802.11a_Nss1,(6Mbps)_4TX

5200MHz_TX

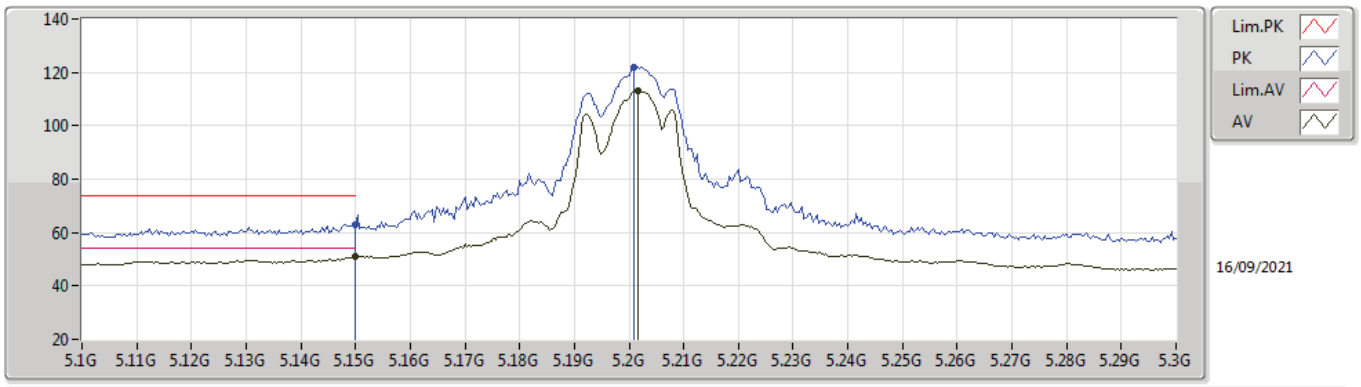

Type	Freq	Level	Limit	Margin	Factor	Dist	Condition	Azimuth	Height	Comment	Raw	AF	CL	PA
	(Hz)	(dBuV/m)	(dBuV/m)	(dB)	(dB)	(m)		(°)	(m)		(dBuV)	(dB)	(dB)	(dB)
AV	5.15G	51.18	54.00	-2.82	4.05	3	Vertical	11	1.70	-	47.13	32.00	6.49	34.44
AV	5.2016G	113.07	Inf	-Inf	3.98	3	Vertical	11	1.70	-	109.09	31.89	6.53	34.44
PK	5.15G	63.03	74.00	-10.97	4.05	3	Vertical	11	1.70	-	58.98	32.00	6.49	34.44
PK	5.2008G	121.94	Inf	-Inf	3.98	3	Vertical	11	1.70	-	117.96	31.89	6.53	34.44

802.11a_Nss1,(6Mbps)_4TX

5200MHz_TX

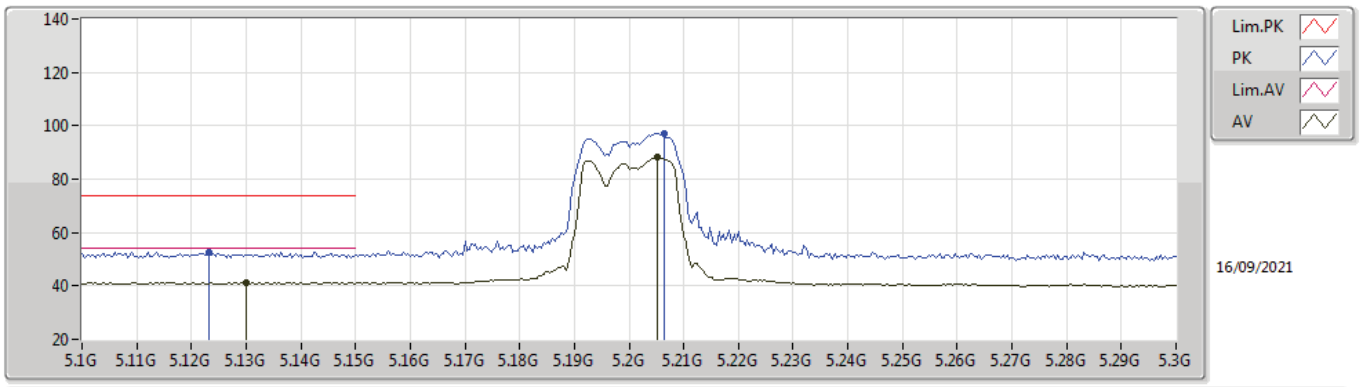

Type	Freq	Level	Limit	Margin	Factor	Dist	Condition	Azimuth	Height	Comment	Raw	AF	CL	PA
	(Hz)	(dBuV/m)	(dBuV/m)	(dB)	(dB)	(m)		(°)	(m)		(dBuV)	(dB)	(dB)	(dB)
AV	5.13G	41.40	54.00	-12.60	4.04	3	Horizontal	192	2.14	-	37.36	32.00	6.48	34.44
AV	5.2052G	88.10	Inf	-Inf	3.96	3	Horizontal	192	2.14	-	84.14	31.86	6.54	34.44
PK	5.1232G	52.70	74.00	-21.30	4.03	3	Horizontal	192	2.14	-	48.67	32.00	6.47	34.44
PK	5.2064G	97.30	Inf	-Inf	3.95	3	Horizontal	192	2.14	-	93.35	31.85	6.54	34.44

802.11a_Nss1,(6Mbps)_4TX

5200MHz_TX

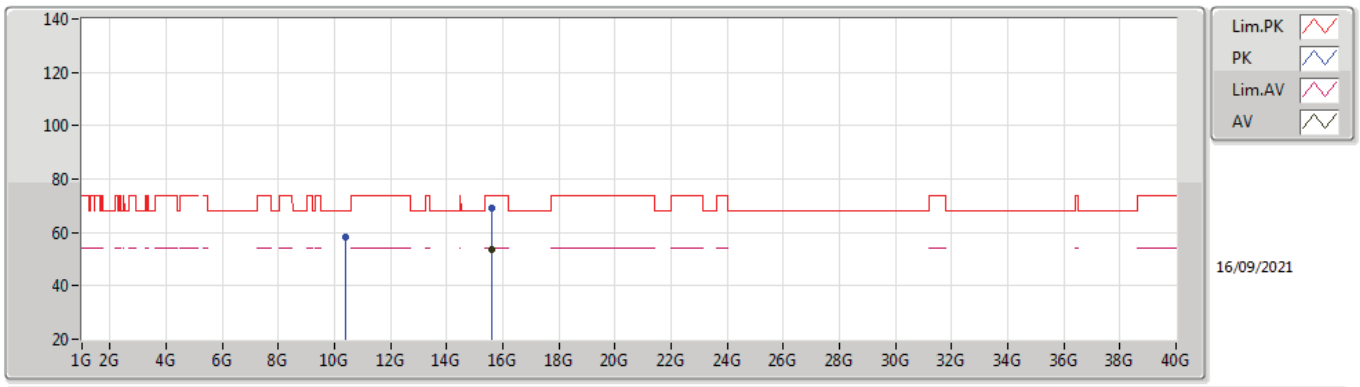

Type	Freq	Level	Limit	Margin	Factor	Dist	Condition	Azimuth	Height	Comment	Raw	AF	CL	PA
	(Hz)	(dBuV/m)	(dBuV/m)	(dB)	(dB)	(m)		(°)	(m)		(dBuV)	(dB)	(dB)	(dB)
AV	15.59862G	53.63	54.00	-0.37	14.86	3	Vertical	330	2.00	-	38.77	37.71	11.66	34.51
PK	10.40162G	58.07	68.20	-10.13	14.49	3	Vertical	30	1.43	-	43.58	39.60	9.52	34.63
PK	15.5994G	69.14	74.00	-4.86	14.85	3	Vertical	330	2.00	-	54.29	37.70	11.66	34.51

802.11a_Nss1,(6Mbps)_4TX

5200MHz_TX

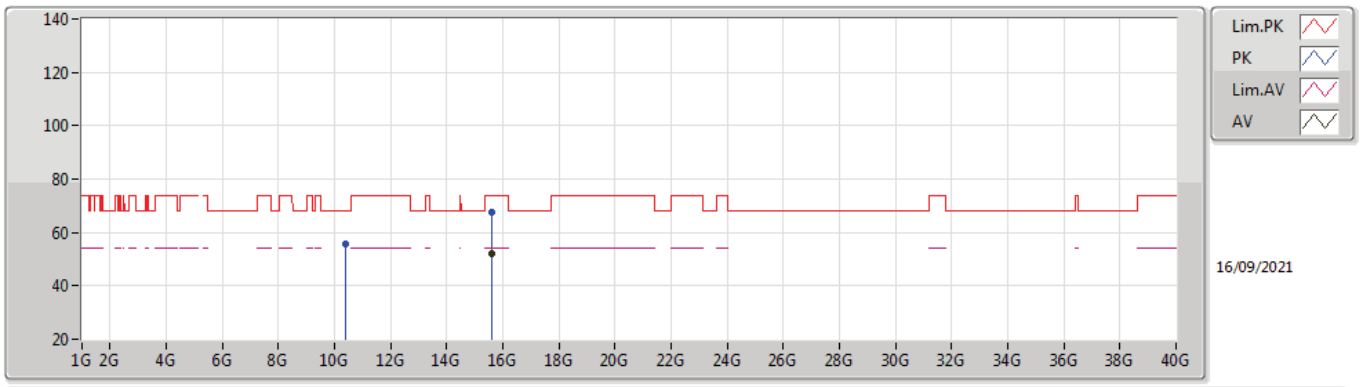

Type	Freq	Level	Limit	Margin	Factor	Dist	Condition	Azimuth	Height	Comment	Raw	AF	CL	PA
	(Hz)	(dBuV/m)	(dBuV/m)	(dB)	(dB)	(m)		(°)	(m)		(dBuV)	(dB)	(dB)	(dB)
AV	15.59832G	52.30	54.00	-1.70	14.86	3	Horizontal	350	1.80	-	37.44	37.71	11.66	34.51
PK	10.39598G	55.89	68.20	-12.31	14.46	3	Horizontal	42	2.24	-	41.43	39.58	9.52	34.64
PK	15.59844G	67.34	74.00	-6.66	14.86	3	Horizontal	350	1.80	-	52.48	37.71	11.66	34.51

802.11a_Nss1,(6Mbps)_4TX

5240MHz_TX

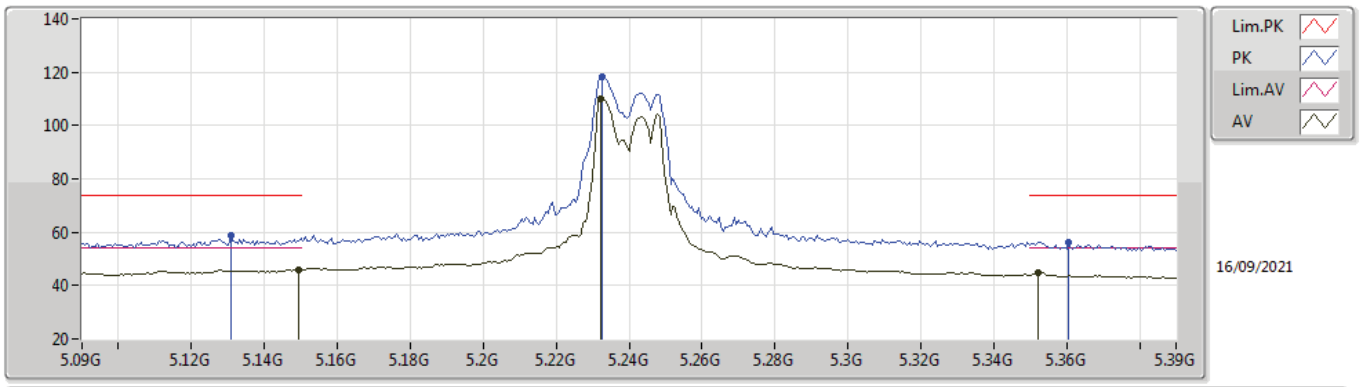

Type	Freq	Level	Limit	Margin	Factor	Dist	Condition	Azimuth	Height	Comment	Raw	AF	CL	PA
	(Hz)	(dBuV/m)	(dBuV/m)	(dB)	(dB)	(m)		(°)	(m)		(dBuV)	(dB)	(dB)	(dB)
AV	5.1494G	46.06	54.00	-7.94	4.05	3	Vertical	351	1.50	-	42.01	32.00	6.49	34.44
AV	5.2322G	110.17	Inf	-Inf	3.77	3	Vertical	351	1.50	-	106.40	31.64	6.57	34.44
AV	5.3522G	45.06	54.00	-8.94	3.38	3	Vertical	351	1.50	-	41.68	31.12	6.71	34.45
PK	5.1308G	58.59	74.00	-15.41	4.04	3	Vertical	351	1.50	-	54.55	32.00	6.48	34.44
PK	5.2328G	118.51	Inf	-Inf	3.77	3	Vertical	351	1.50	-	114.74	31.64	6.57	34.44
PK	5.3606G	56.36	74.00	-17.64	3.44	3	Vertical	351	1.50	-	52.92	31.18	6.71	34.45

802.11a_Nss1,(6Mbps)_4TX

5240MHz_TX

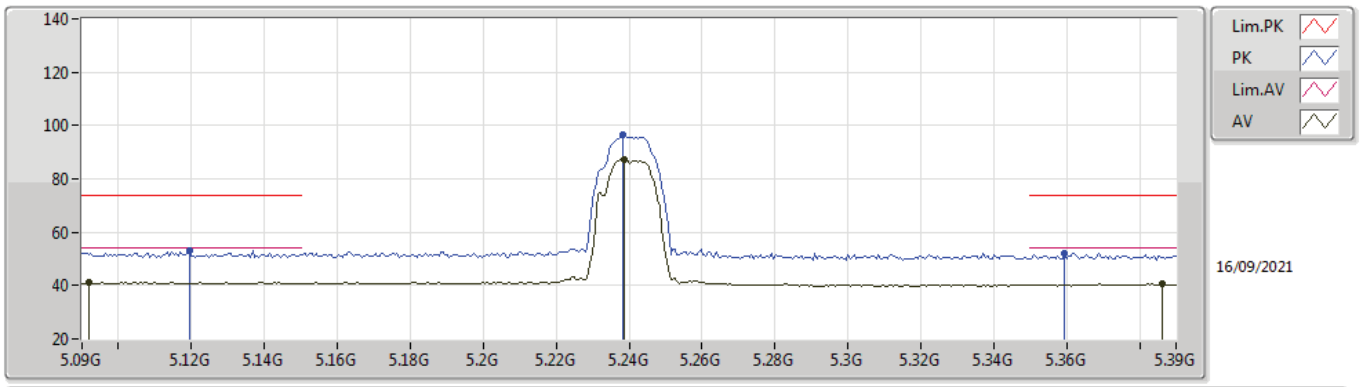

Type	Freq	Level	Limit	Margin	Factor	Dist	Condition	Azimuth	Height	Comment	Raw	AF	CL	PA
	(Hz)	(dBuV/m)	(dBuV/m)	(dB)	(dB)	(m)		(°)	(m)		(dBuV)	(dB)	(dB)	(dB)
AV	5.0918G	41.12	54.00	-12.88	3.98	3	Horizontal	193	2.07	-	37.14	31.97	6.45	34.44
AV	5.2388G	87.40	Inf	-Inf	3.72	3	Horizontal	193	2.07	-	83.68	31.59	6.57	34.44
AV	5.3864G	40.56	54.00	-13.44	3.68	3	Horizontal	193	2.07	-	36.88	31.39	6.74	34.45
PK	5.1194G	53.25	74.00	-20.75	4.03	3	Horizontal	193	2.07	-	49.22	32.00	6.47	34.44
PK	5.2382G	96.49	Inf	-Inf	3.72	3	Horizontal	193	2.07	-	92.77	31.59	6.57	34.44
PK	5.3594G	52.23	74.00	-21.77	3.44	3	Horizontal	193	2.07	-	48.79	31.18	6.71	34.45

802.11a_Nss1,(6Mbps)_4TX

5240MHz_TX

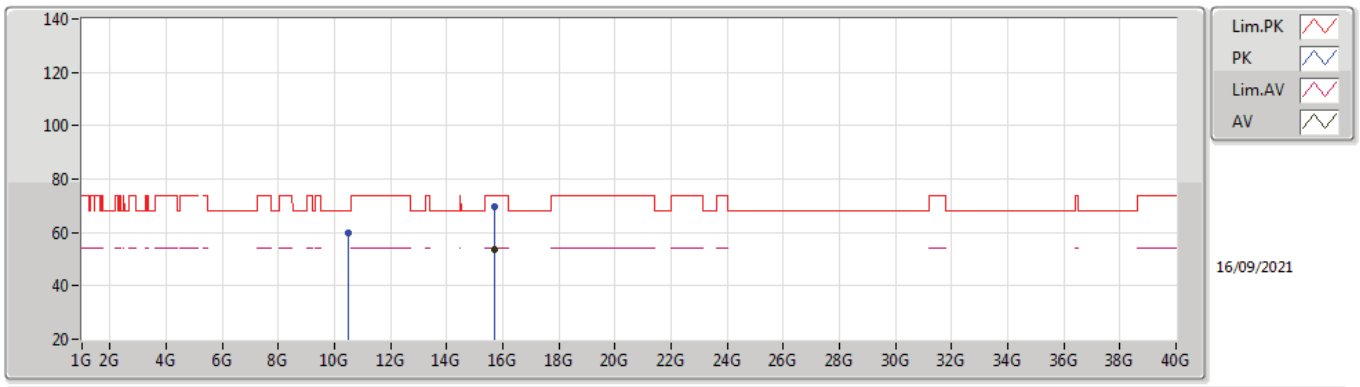

Type	Freq	Level	Limit	Margin	Factor	Dist	Condition	Azimuth	Height	Comment	Raw	AF	CL	PA
	(Hz)	(dBuV/m)	(dBuV/m)	(dB)	(dB)	(m)		(°)	(m)		(dBuV)	(dB)	(dB)	(dB)
AV	15.7212G	53.71	54.00	-0.29	14.50	3	Vertical	189	2.73	-	39.21	37.38	11.71	34.59
PK	10.48102G	59.66	68.20	-8.54	14.72	3	Vertical	132	2.73	-	44.94	39.68	9.55	34.51
PK	15.72066G	69.90	74.00	-4.10	14.50	3	Vertical	189	2.73	-	55.40	37.38	11.71	34.59

802.11a_Nss1,(6Mbps)_4TX

5240MHz_TX

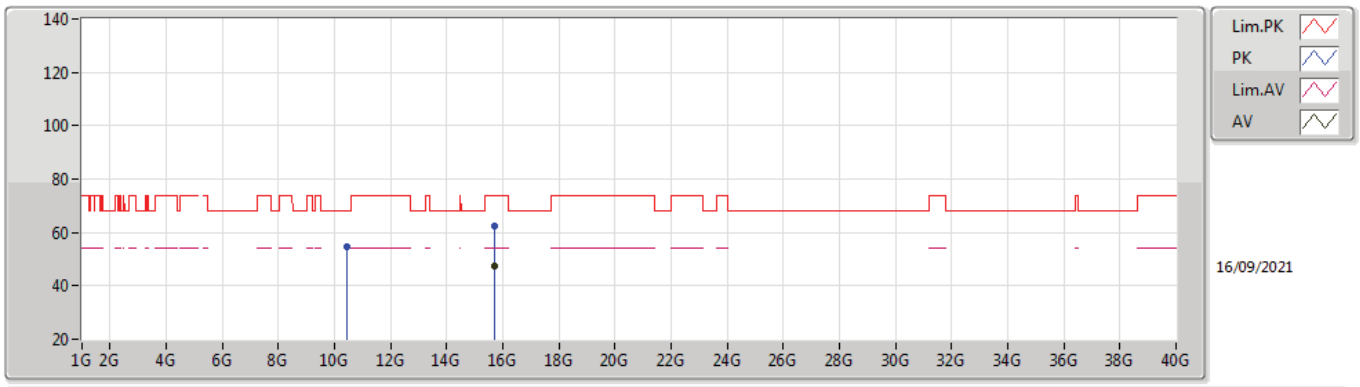

Type	Freq	Level	Limit	Margin	Factor	Dist	Condition	Azimuth	Height	Comment	Raw	AF	CL	PA
	(Hz)	(dBuV/m)	(dBuV/m)	(dB)	(dB)	(m)		(°)	(m)		(dBuV)	(dB)	(dB)	(dB)
AV	15.72162G	47.51	54.00	-6.49	14.50	3	Horizontal	350	1.50	-	33.01	37.38	11.71	34.59
PK	10.46626G	54.60	68.20	-13.60	14.69	3	Horizontal	13	1.50	-	39.91	39.67	9.55	34.53
PK	15.72144G	62.43	74.00	-11.57	14.50	3	Horizontal	350	1.50	-	47.93	37.38	11.71	34.59

802.11a_Nss1,(6Mbps)_4TX

5745MHz_TX

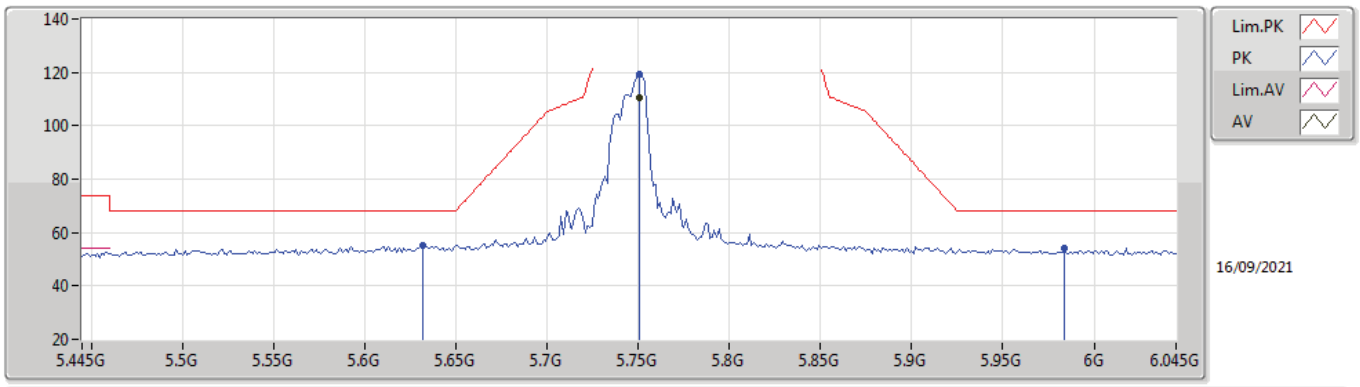

Type	Freq	Level	Limit	Margin	Factor	Dist	Condition	Azimuth	Height	Comment	Raw	AF	CL	PA
	(Hz)	(dBuV/m)	(dBuV/m)	(dB)	(dB)	(m)		(°)	(m)		(dBuV)	(dB)	(dB)	(dB)
AV	5.751G	110.39	Inf	-Inf	4.32	3	Vertical	12	1.59	-	106.07	31.90	6.91	34.49
PK	5.6322G	55.21	68.20	-12.99	4.03	3	Vertical	12	1.59	-	51.18	31.64	6.87	34.48
PK	5.751G	119.09	Inf	-Inf	4.32	3	Vertical	12	1.59	-	114.77	31.90	6.91	34.49
PK	5.9838G	54.13	68.20	-14.07	4.91	3	Vertical	12	1.59	-	49.22	32.33	7.10	34.52

802.11a_Nss1,(6Mbps)_4TX

5745MHz_TX

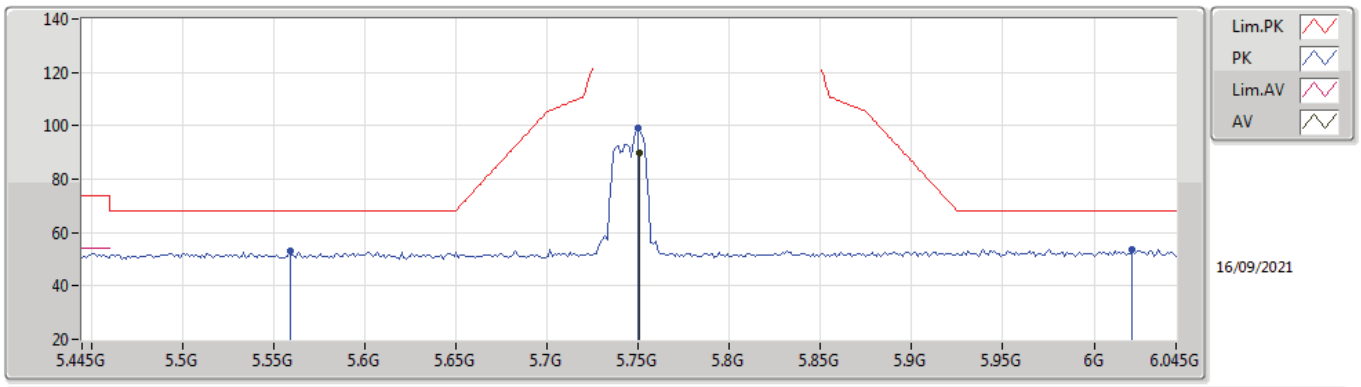

Type	Freq	Level	Limit	Margin	Factor	Dist	Condition	Azimuth	Height	Comment	Raw	AF	CL	PA
	(Hz)	(dBuV/m)	(dBuV/m)	(dB)	(dB)	(m)		(°)	(m)		(dBuV)	(dB)	(dB)	(dB)
AV	5.751G	89.60	Inf	-Inf	4.32	3	Horizontal	170	1.58	-	85.28	31.90	6.91	34.49
PK	5.559G	53.08	68.20	-15.12	4.07	3	Horizontal	170	1.58	-	49.01	31.70	6.84	34.47
PK	5.7498G	99.16	Inf	-Inf	4.32	3	Horizontal	170	1.58	-	94.84	31.90	6.91	34.49
PK	6.021G	53.70	68.20	-14.50	4.97	3	Horizontal	170	1.58	-	48.73	32.38	7.12	34.53

802.11a_Nss1,(6Mbps)_4TX

5745MHz_TX

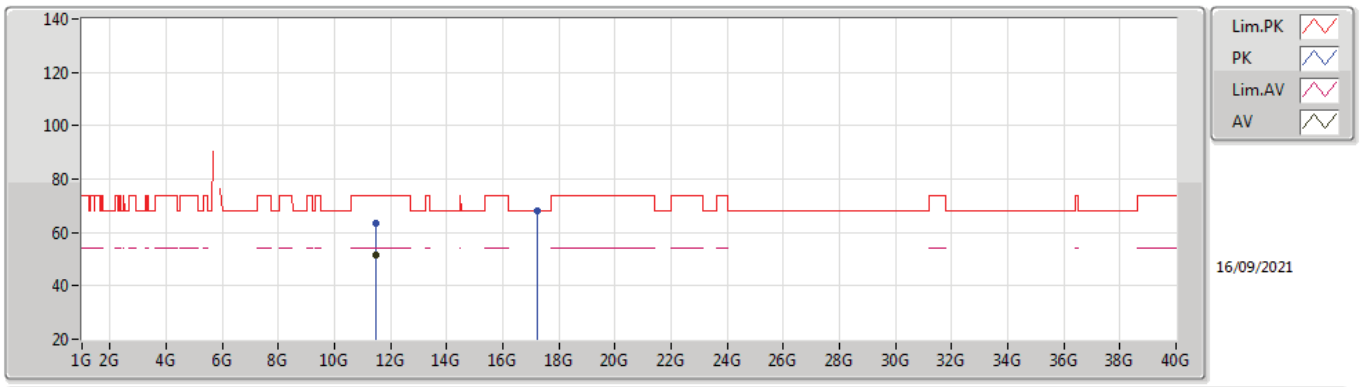

Type	Freq	Level	Limit	Margin	Factor	Dist	Condition	Azimuth	Height	Comment	Raw	AF	CL	PA
	(Hz)	(dBuV/m)	(dBuV/m)	(dB)	(dB)	(m)		(°)	(m)		(dBuV)	(dB)	(dB)	(dB)
AV	11.49174G	51.36	54.00	-2.64	15.86	3	Vertical	203	3.00	-	35.50	39.91	9.91	33.96
PK	11.49204G	63.25	74.00	-10.75	15.86	3	Vertical	203	3.00	-	47.39	39.91	9.91	33.96
PK	17.23962G	67.94	68.20	-0.26	18.18	3	Vertical	53	2.08	-	49.76	39.90	12.33	34.05

802.11a_Nss1,(6Mbps)_4TX

5745MHz_TX

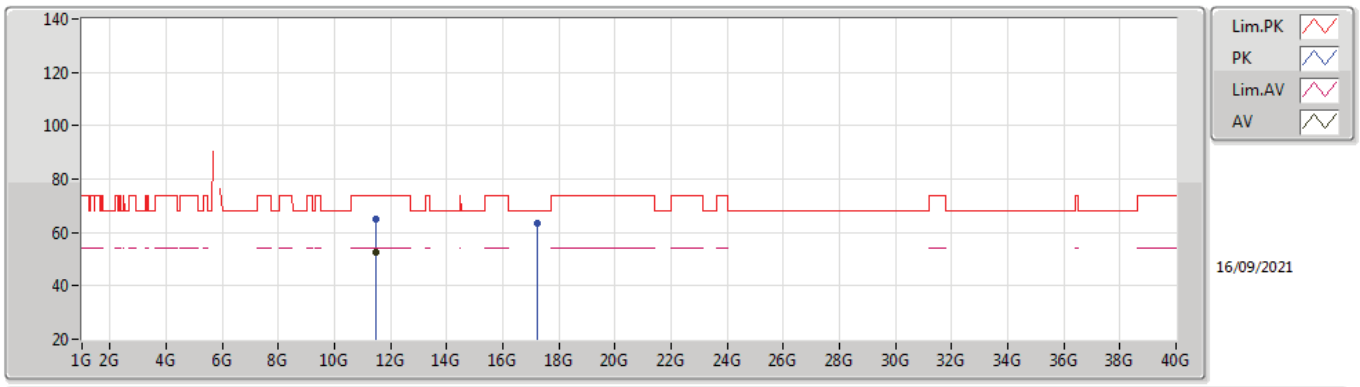

Type	Freq	Level	Limit	Margin	Factor	Dist	Condition	Azimuth	Height	Comment	Raw	AF	CL	PA
	(Hz)	(dBuV/m)	(dBuV/m)	(dB)	(dB)	(m)		(°)	(m)		(dBuV)	(dB)	(dB)	(dB)
AV	11.49258G	52.55	54.00	-1.45	15.86	3	Horizontal	260	2.94	-	36.69	39.91	9.91	33.96
PK	11.49168G	65.07	74.00	-8.93	15.86	3	Horizontal	260	2.94	-	49.21	39.91	9.91	33.96
PK	17.23434G	63.34	68.20	-4.86	18.19	3	Horizontal	25	2.79	-	45.15	39.90	12.33	34.04

802.11a_Nss1,(6Mbps)_4TX

5825MHz_TX

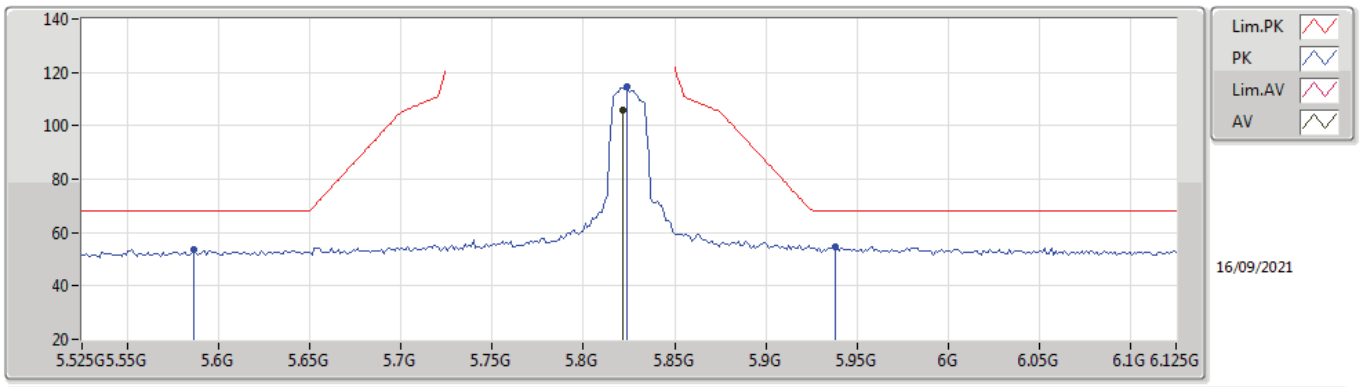

Type	Freq	Level	Limit	Margin	Factor	Dist	Condition	Azimuth	Height	Comment	Raw	AF	CL	PA
	(Hz)	(dBuV/m)	(dBuV/m)	(dB)	(dB)	(m)		(°)	(m)		(dBuV)	(dB)	(dB)	(dB)
AV	5.8214G	105.61	Inf	-Inf	4.44	3	Vertical	0	1.50	-	101.17	31.99	6.95	34.50
PK	5.5862G	53.44	68.20	-14.76	4.08	3	Vertical	0	1.50	-	49.36	31.70	6.85	34.47
PK	5.8238G	114.70	Inf	-Inf	4.45	3	Vertical	0	1.50	-	110.25	32.00	6.95	34.50
PK	5.9378G	54.46	68.20	-13.74	4.89	3	Vertical	0	1.50	-	49.57	32.35	7.05	34.51

802.11a_Nss1,(6Mbps)_4TX

5825MHz_TX

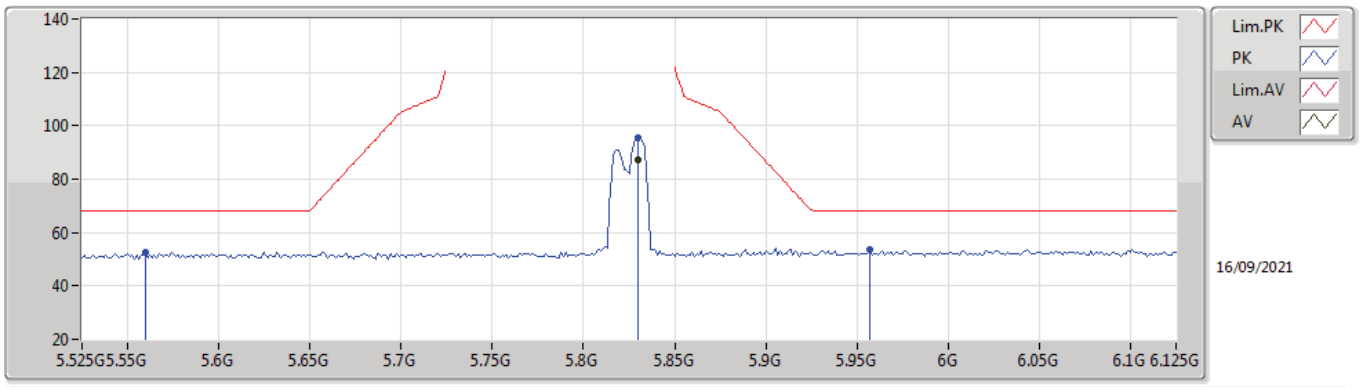

Type	Freq	Level	Limit	Margin	Factor	Dist	Condition	Azimuth	Height	Comment	Raw	AF	CL	PA
	(Hz)	(dBuV/m)	(dBuV/m)	(dB)	(dB)	(m)		(°)	(m)		(dBuV)	(dB)	(dB)	(dB)
AV	5.8298G	87.32	Inf	-Inf	4.48	3	Horizontal	168	1.50	-	82.84	32.02	6.96	34.50
PK	5.5598G	52.57	68.20	-15.63	4.07	3	Horizontal	168	1.50	-	48.50	31.70	6.84	34.47
PK	5.8298G	95.53	Inf	-Inf	4.48	3	Horizontal	168	1.50	-	91.05	32.02	6.96	34.50
PK	5.957G	53.57	68.20	-14.63	4.95	3	Horizontal	168	1.50	-	48.62	32.39	7.07	34.51

802.11a_Nss1,(6Mbps)_4TX

5825MHz_TX

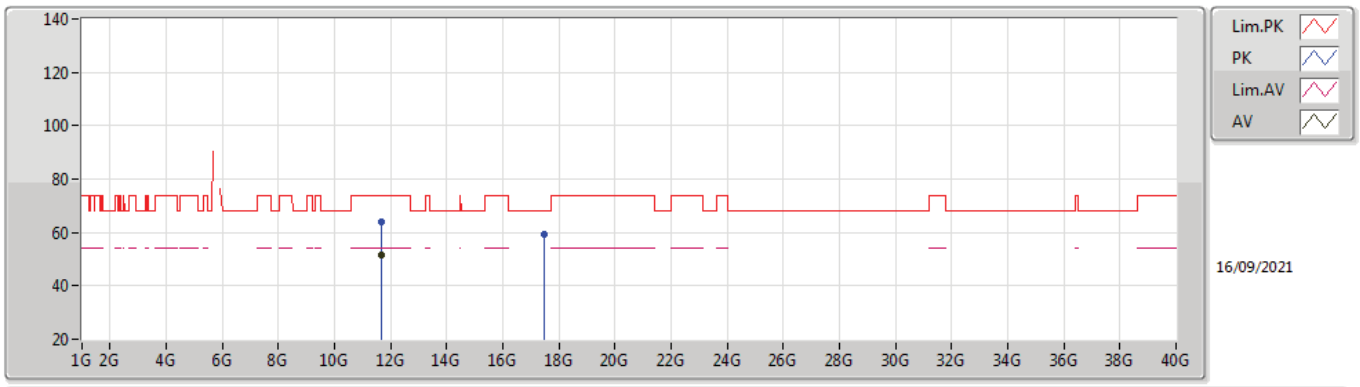

Type	Freq	Level	Limit	Margin	Factor	Dist	Condition	Azimuth	Height	Comment	Raw	AF	CL	PA
	(Hz)	(dBuV/m)	(dBuV/m)	(dB)	(dB)	(m)		(°)	(m)		(dBuV)	(dB)	(dB)	(dB)
AV	11.65006G	51.40	54.00	-2.60	15.48	3	Vertical	201	1.51	-	35.92	39.55	9.97	34.04
PK	11.65G	63.82	74.00	-10.18	15.48	3	Vertical	201	1.51	-	48.34	39.55	9.97	34.04
PK	17.47968G	59.53	68.20	-8.67	19.22	3	Vertical	271	3.00	-	40.31	41.02	12.43	34.23

802.11a_Nss1,(6Mbps)_4TX

5825MHz_TX

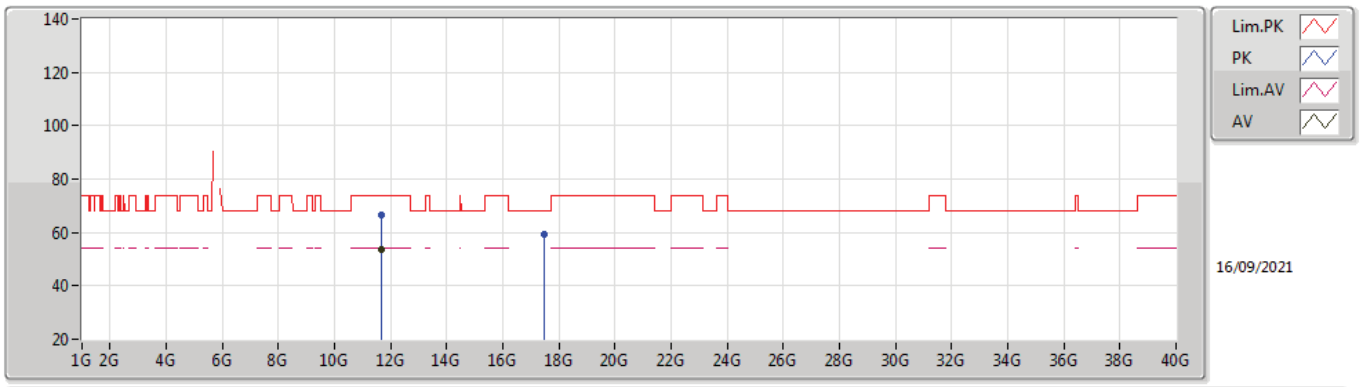

Type	Freq	Level	Limit	Margin	Factor	Dist	Condition	Azimuth	Height	Comment	Raw	AF	CL	PA
	(Hz)	(dBuV/m)	(dBuV/m)	(dB)	(dB)	(m)		(°)	(m)		(dBuV)	(dB)	(dB)	(dB)
AV	11.64994G	53.52	54.00	-0.48	15.48	3	Horizontal	339	1.83	-	38.04	39.55	9.97	34.04
PK	11.64982G	66.65	74.00	-7.35	15.48	3	Horizontal	339	1.83	-	51.17	39.55	9.97	34.04
PK	17.46654G	59.28	68.20	-8.92	19.17	3	Horizontal	352	2.37	-	40.11	40.97	12.42	34.22

802.11ax HEW20_Nss1,(MCS0)_4TX

5180MHz_TX

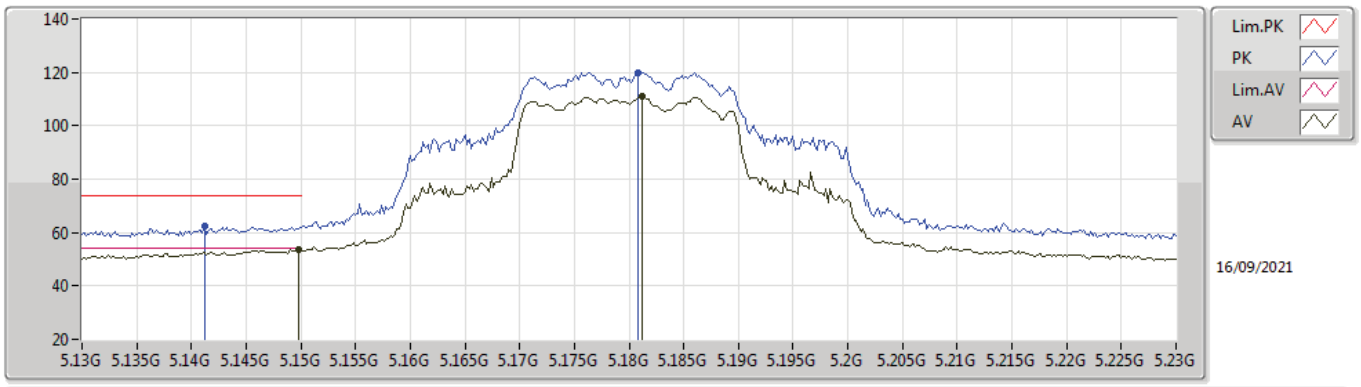

Type	Freq	Level	Limit	Margin	Factor	Dist	Condition	Azimuth	Height	Comment	Raw	AF	CL	PA
	(Hz)	(dBuV/m)	(dBuV/m)	(dB)	(dB)	(m)		(°)	(m)		(dBuV)	(dB)	(dB)	(dB)
AV	5.1498G	53.68	54.00	-0.32	4.05	3	Vertical	8	1.65	-	49.63	32.00	6.49	34.44
AV	5.1812G	111.05	Inf	-Inf	4.02	3	Vertical	8	1.65	-	107.03	31.94	6.52	34.44
PK	5.1412G	62.24	74.00	-11.76	4.05	3	Vertical	8	1.65	-	58.19	32.00	6.49	34.44
PK	5.1808G	119.98	Inf	-Inf	4.02	3	Vertical	8	1.65	-	115.96	31.94	6.52	34.44

802.11ax HEW20_Nss1,(MCS0)_4TX

5180MHz_TX

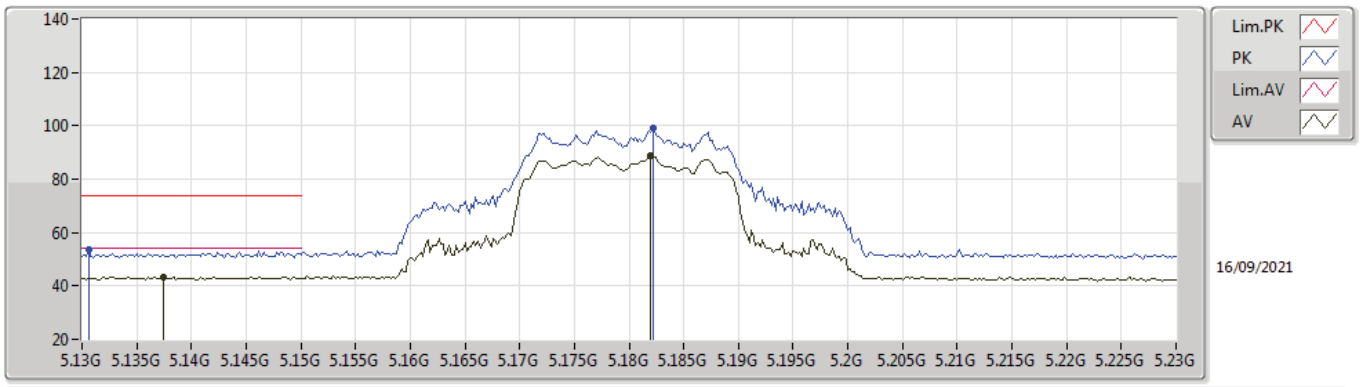

Type	Freq	Level	Limit	Margin	Factor	Dist	Condition	Azimuth	Height	Comment	Raw	AF	CL	PA
	(Hz)	(dBuV/m)	(dBuV/m)	(dB)	(dB)	(m)		(°)	(m)		(dBuV)	(dB)	(dB)	(dB)
AV	5.1374G	43.42	54.00	-10.58	4.04	3	Horizontal	192	2.11	-	39.38	32.00	6.48	34.44
AV	5.182G	88.59	Inf	-Inf	4.02	3	Horizontal	192	2.11	-	84.57	31.94	6.52	34.44
PK	5.1306G	53.47	74.00	-20.53	4.04	3	Horizontal	192	2.11	-	49.43	32.00	6.48	34.44
PK	5.1822G	99.34	Inf	-Inf	4.02	3	Horizontal	192	2.11	-	95.32	31.94	6.52	34.44

802.11ax HEW20_Nss1,(MCS0)_4TX

5180MHz_TX

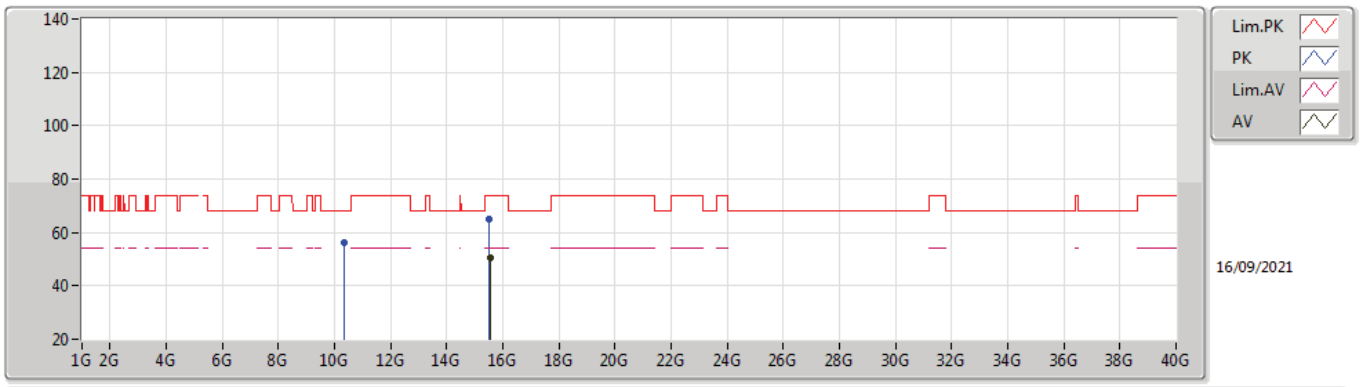

Type	Freq	Level	Limit	Margin	Factor	Dist	Condition	Azimuth	Height	Comment	Raw	AF	CL	PA
	(Hz)	(dBuV/m)	(dBuV/m)	(dB)	(dB)	(m)		(°)	(m)		(dBuV)	(dB)	(dB)	(dB)
AV	15.53862G	50.49	54.00	-3.51	15.23	3	Vertical	150	2.12	-	35.26	38.07	11.63	34.47
PK	10.36114G	56.00	68.20	-12.20	14.26	3	Vertical	30	1.35	-	41.74	39.44	9.51	34.69
PK	15.52896G	64.92	74.00	-9.08	15.29	3	Vertical	150	2.12	-	49.63	38.13	11.63	34.47

802.11ax HEW20_Nss1,(MCS0)_4TX

5180MHz_TX

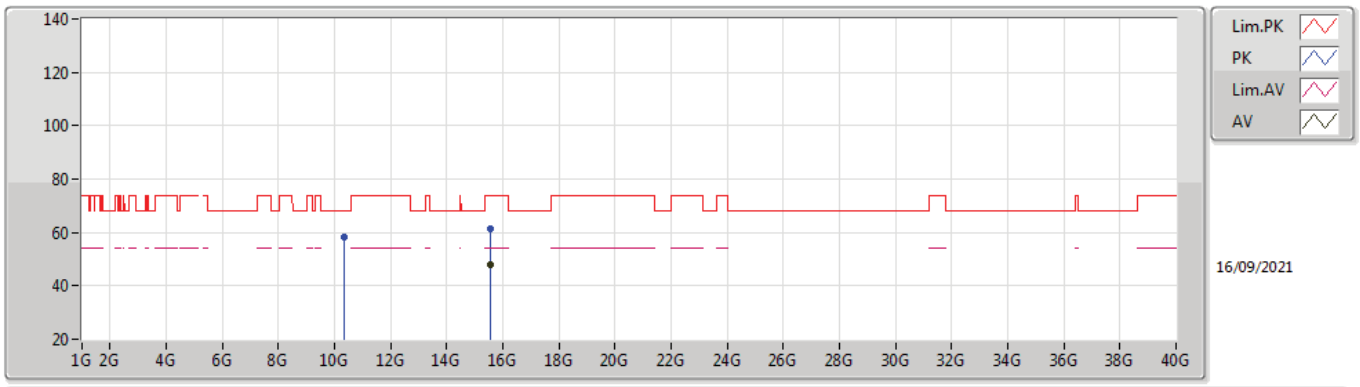

Type	Freq	Level	Limit	Margin	Factor	Dist	Condition	Azimuth	Height	Comment	Raw	AF	CL	PA
	(Hz)	(dBuV/m)	(dBuV/m)	(dB)	(dB)	(m)		(°)	(m)		(dBuV)	(dB)	(dB)	(dB)
AV	15.54438G	48.12	54.00	-5.88	15.19	3	Horizontal	350	1.84	-	32.93	38.03	11.64	34.48
PK	10.35516G	58.09	68.20	-10.11	14.23	3	Horizontal	215	1.38	-	43.86	39.42	9.51	34.70
PK	15.54978G	61.56	74.00	-12.44	15.16	3	Horizontal	350	1.84	-	46.40	38.00	11.64	34.48

802.11ax HEW20_Nss1,(MCS0)_4TX

5200MHz_TX

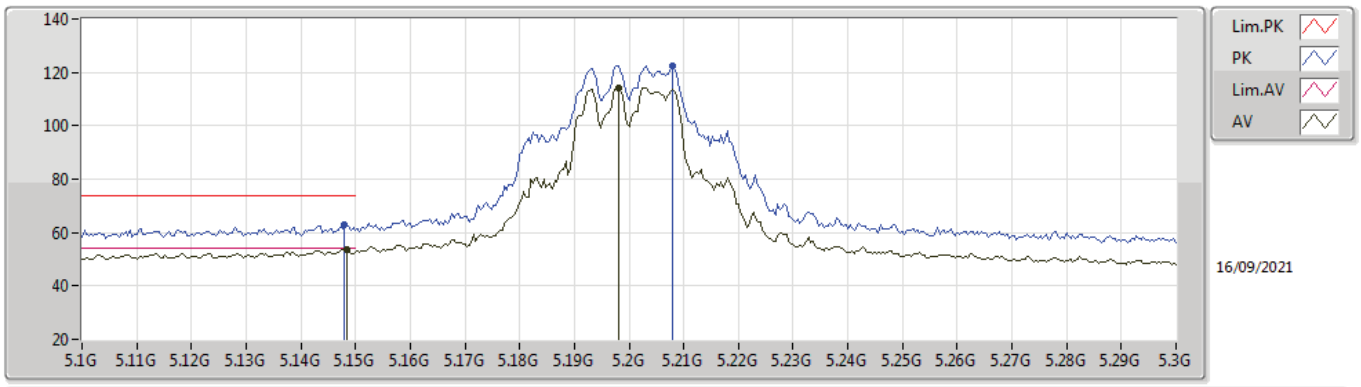

Type	Freq	Level	Limit	Margin	Factor	Dist	Condition	Azimuth	Height	Comment	Raw	AF	CL	PA
	(Hz)	(dBuV/m)	(dBuV/m)	(dB)	(dB)	(m)		(°)	(m)		(dBuV)	(dB)	(dB)	(dB)
AV	5.1484G	53.54	54.00	-0.46	4.05	3	Vertical	8	1.64	-	49.49	32.00	6.49	34.44
AV	5.198G	114.30	Inf	-Inf	3.99	3	Vertical	8	1.64	-	110.31	31.90	6.53	34.44
PK	5.148G	62.81	74.00	-11.19	4.05	3	Vertical	8	1.64	-	58.76	32.00	6.49	34.44
PK	5.208G	122.31	Inf	-Inf	3.94	3	Vertical	8	1.64	-	118.37	31.84	6.54	34.44

802.11ax HEW20_Nss1,(MCS0)_4TX

5200MHz_TX

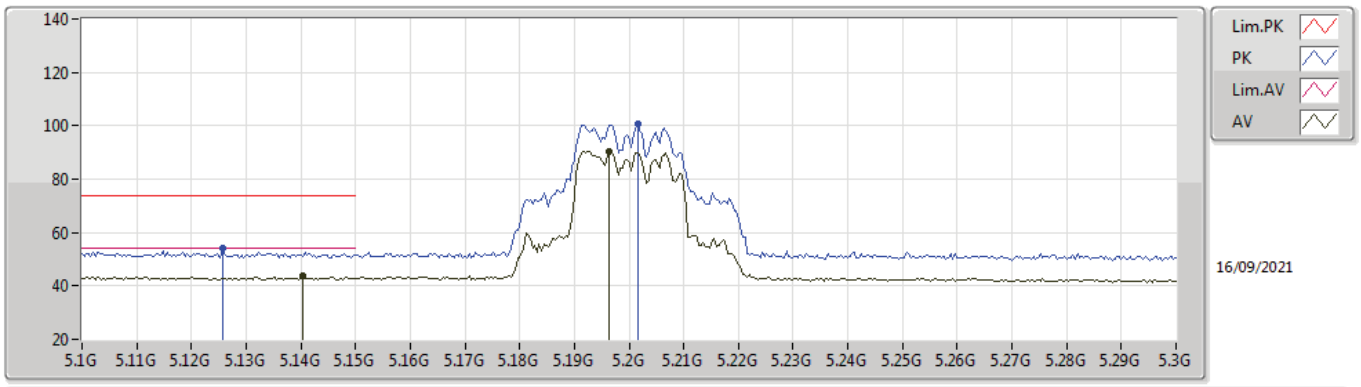

Type	Freq	Level	Limit	Margin	Factor	Dist	Condition	Azimuth	Height	Comment	Raw	AF	CL	PA
	(Hz)	(dBuV/m)	(dBuV/m)	(dB)	(dB)	(m)		(°)	(m)		(dBuV)	(dB)	(dB)	(dB)
AV	5.1404G	43.59	54.00	-10.41	4.05	3	Horizontal	198	1.06	-	39.54	32.00	6.49	34.44
AV	5.1964G	90.58	Inf	-Inf	4.00	3	Horizontal	198	1.06	-	86.58	31.91	6.53	34.44
PK	5.1256G	54.08	74.00	-19.92	4.03	3	Horizontal	198	1.06	-	50.05	32.00	6.47	34.44
PK	5.2016G	100.66	Inf	-Inf	3.98	3	Horizontal	198	1.06	-	96.68	31.89	6.53	34.44

802.11ax HEW20_Nss1,(MCS0)_4TX

5200MHz_TX

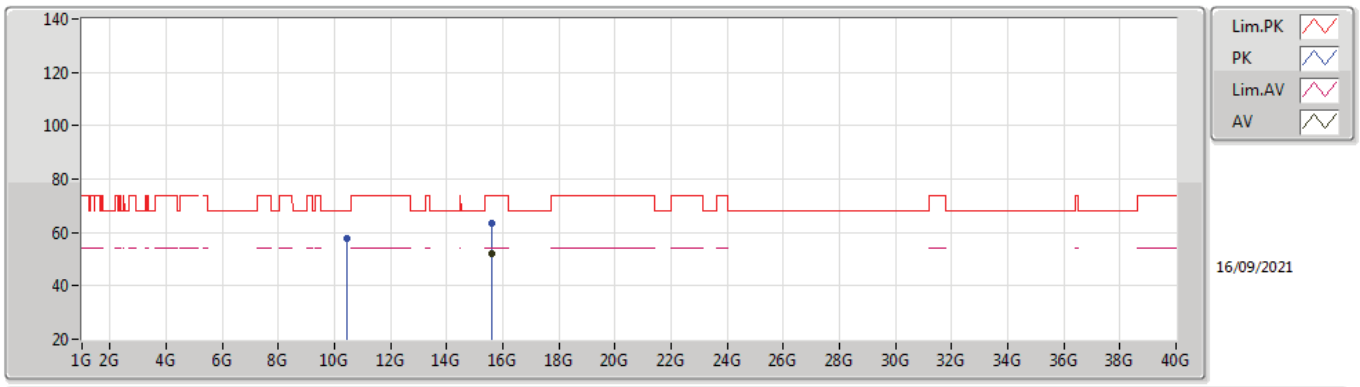

Type	Freq	Level	Limit	Margin	Factor	Dist	Condition	Azimuth	Height	Comment	Raw	AF	CL	PA
	(Hz)	(dBuV/m)	(dBuV/m)	(dB)	(dB)	(m)		(°)	(m)		(dBuV)	(dB)	(dB)	(dB)
PK	10.41864G	57.83	68.20	-10.37	14.54	3	Vertical	360	1.50	-	43.29	39.62	9.53	34.61
PK	15.59958G	63.52	74.00	-10.48	14.85	3	Vertical	330	1.92	-	48.67	37.70	11.66	34.51
AV	15.60264G	52.11	54.00	-1.89	14.83	3	Vertical	330	1.92	-	37.28	37.69	11.66	34.52

802.11ax HEW20_Nss1,(MCS0)_4TX

5200MHz_TX

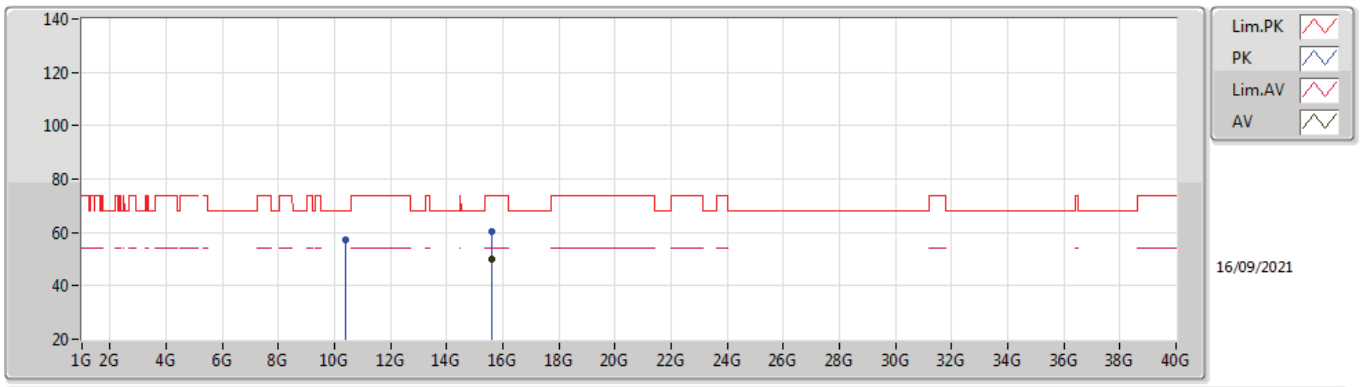

Type	Freq	Level	Limit	Margin	Factor	Dist	Condition	Azimuth	Height	Comment	Raw	AF	CL	PA
	(Hz)	(dBuV/m)	(dBuV/m)	(dB)	(dB)	(m)		(°)	(m)		(dBuV)	(dB)	(dB)	(dB)
AV	15.59724G	49.93	54.00	-4.07	14.87	3	Horizontal	356	1.33	-	35.06	37.72	11.66	34.51
PK	10.40384G	57.29	68.20	-10.91	14.49	3	Horizontal	314	2.11	-	42.80	39.60	9.52	34.63
PK	15.59872G	60.49	74.00	-13.51	14.86	3	Horizontal	356	1.33	-	45.63	37.71	11.66	34.51

802.11ax HEW20_Nss1,(MCS0)_4TX

5240MHz_TX

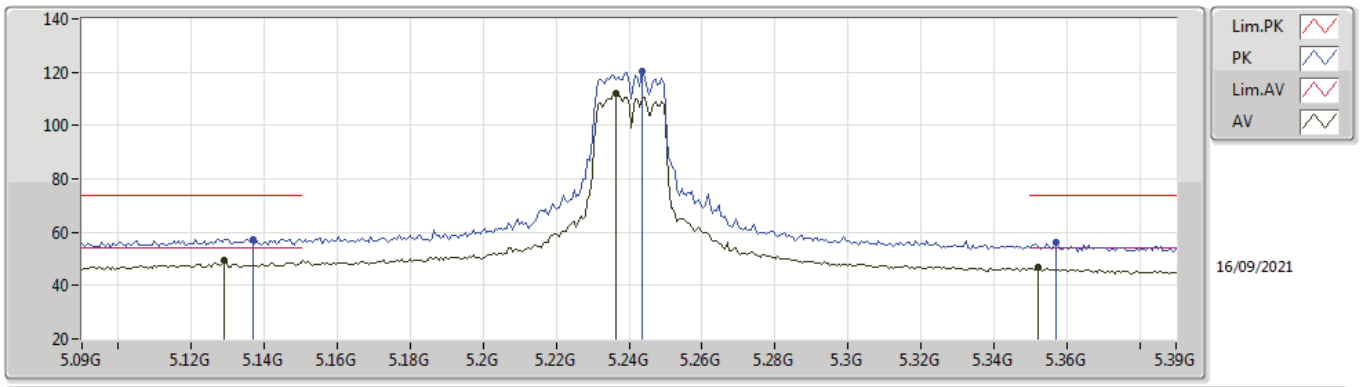

Type	Freq	Level	Limit	Margin	Factor	Dist	Condition	Azimuth	Height	Comment	Raw	AF	CL	PA
	(Hz)	(dBuV/m)	(dBuV/m)	(dB)	(dB)	(m)		(°)	(m)		(dBuV)	(dB)	(dB)	(dB)
AV	5.129G	49.29	54.00	-4.71	4.04	3	Vertical	13	1.84	-	45.25	32.00	6.48	34.44
AV	5.2364G	111.93	Inf	-Inf	3.74	3	Vertical	13	1.84	-	108.19	31.61	6.57	34.44
AV	5.3522G	46.85	54.00	-7.15	3.38	3	Vertical	13	1.84	-	43.47	31.12	6.71	34.45
PK	5.1368G	57.36	74.00	-16.64	4.04	3	Vertical	13	1.84	-	53.32	32.00	6.48	34.44
PK	5.2436G	120.21	Inf	-Inf	3.69	3	Vertical	13	1.84	-	116.52	31.55	6.58	34.44
PK	5.357G	56.11	74.00	-17.89	3.42	3	Vertical	13	1.84	-	52.69	31.16	6.71	34.45

802.11ax HEW20_Nss1,(MCS0)_4TX

5240MHz_TX

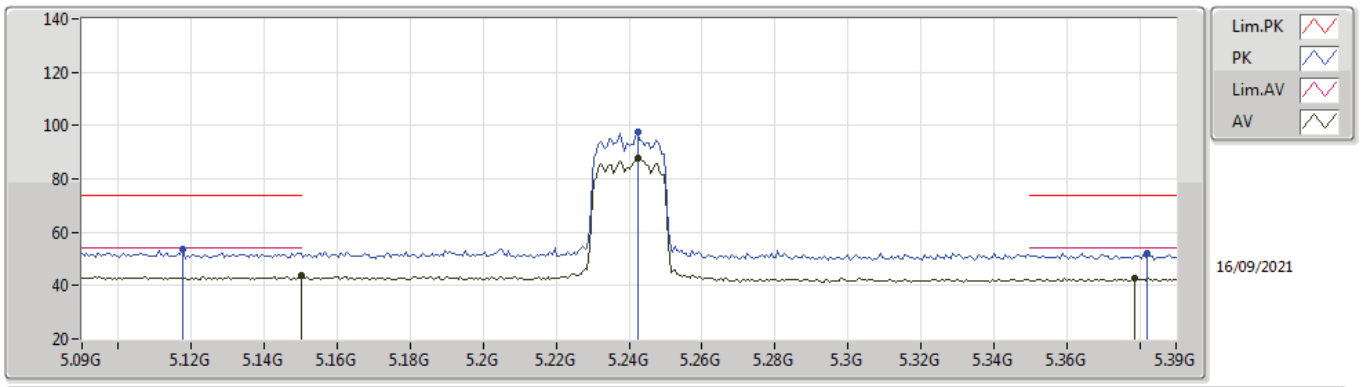

Type	Freq	Level	Limit	Margin	Factor	Dist	Condition	Azimuth	Height	Comment	Raw	AF	CL	PA
	(Hz)	(dBuV/m)	(dBuV/m)	(dB)	(dB)	(m)		(°)	(m)		(dBuV)	(dB)	(dB)	(dB)
AV	5.15G	43.79	54.00	-10.21	4.05	3	Horizontal	194	2.43	-	39.74	32.00	6.49	34.44
AV	5.2424G	87.83	Inf	-Inf	3.70	3	Horizontal	194	2.43	-	84.13	31.56	6.58	34.44
AV	5.3786G	42.74	54.00	-11.26	3.62	3	Horizontal	194	2.43	-	39.12	31.33	6.74	34.45
PK	5.1176G	53.43	74.00	-20.57	4.03	3	Horizontal	194	2.43	-	49.40	32.00	6.47	34.44
PK	5.2424G	97.44	Inf	-Inf	3.70	3	Horizontal	194	2.43	-	93.74	31.56	6.58	34.44
PK	5.3822G	52.26	74.00	-21.74	3.65	3	Horizontal	194	2.43	-	48.61	31.36	6.74	34.45

802.11ax HEW20_Nss1,(MCS0)_4TX

5240MHz_TX

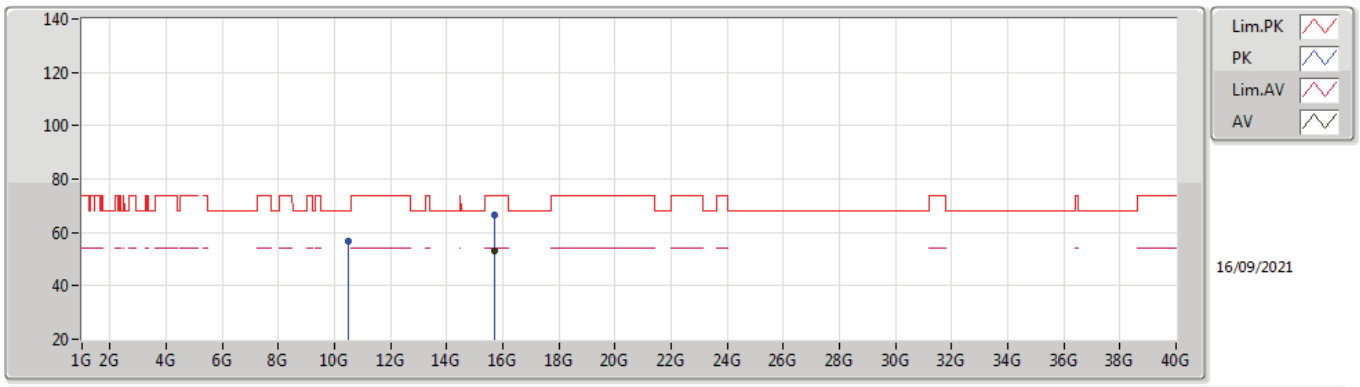

Type	Freq	Level	Limit	Margin	Factor	Dist	Condition	Azimuth	Height	Comment	Raw	AF	CL	PA
	(Hz)	(dBuV/m)	(dBuV/m)	(dB)	(dB)	(m)		(°)	(m)		(dBuV)	(dB)	(dB)	(dB)
AV	15.71844G	53.19	54.00	-0.81	14.50	3	Vertical	185	2.82	-	38.69	37.38	11.71	34.59
PK	10.46784G	56.85	68.20	-11.35	14.69	3	Vertical	289	2.72	-	42.16	39.67	9.55	34.53
PK	15.72816G	66.57	74.00	-7.43	14.48	3	Vertical	185	2.82	-	52.09	37.37	11.71	34.60

802.11ax HEW20_Nss1,(MCS0)_4TX

5240MHz_TX

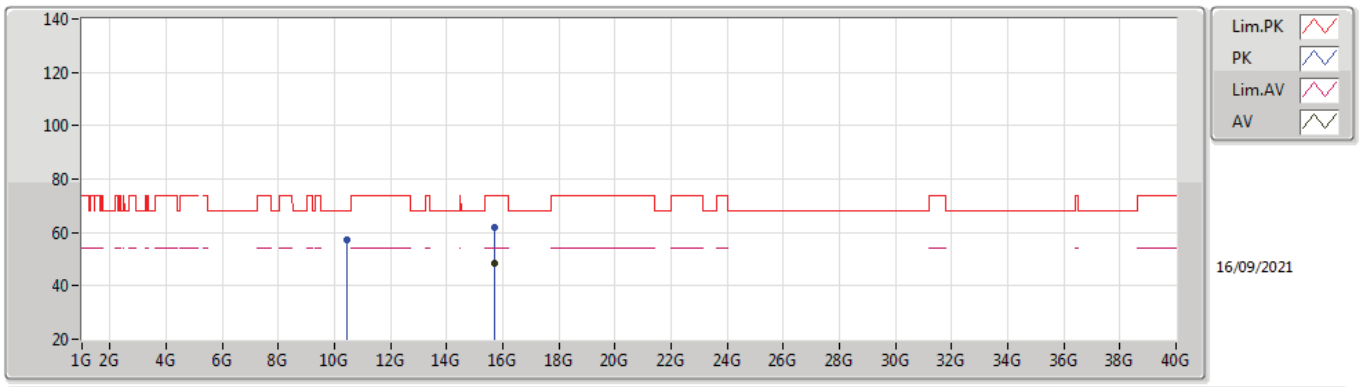

Type	Freq	Level	Limit	Margin	Factor	Dist	Condition	Azimuth	Height	Comment	Raw	AF	CL	PA
	(Hz)	(dBuV/m)	(dBuV/m)	(dB)	(dB)	(m)		(°)	(m)		(dBuV)	(dB)	(dB)	(dB)
AV	15.72864G	48.70	54.00	-5.30	14.48	3	Horizontal	351	1.84	-	34.22	37.37	11.71	34.60
PK	10.46104G	57.28	68.20	-10.92	14.66	3	Horizontal	135	1.54	-	42.62	39.66	9.54	34.54
PK	15.72798G	61.80	74.00	-12.20	14.48	3	Horizontal	351	1.84	-	47.32	37.37	11.71	34.60

802.11ax HEW20_Nss1,(MCS0)_4TX

5745MHz_TX

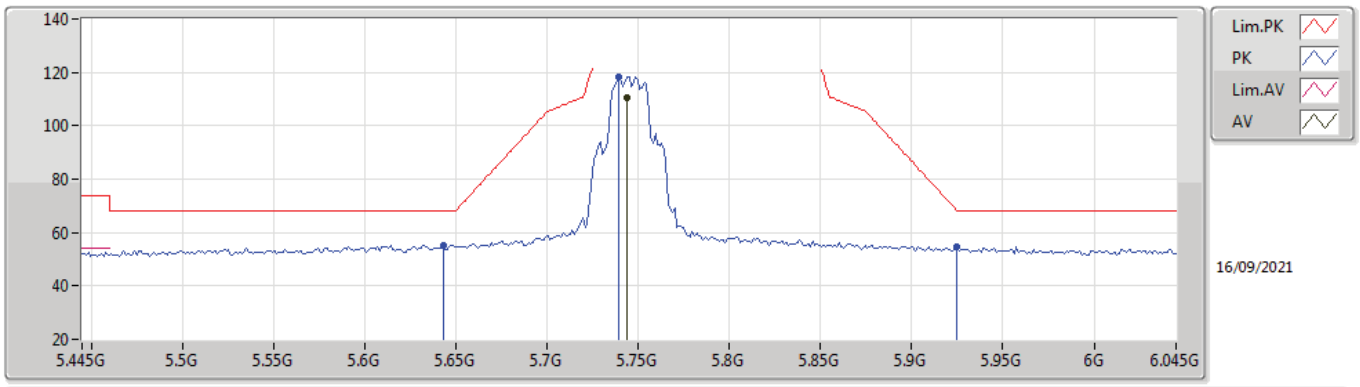

Type	Freq	Level	Limit	Margin	Factor	Dist	Condition	Azimuth	Height	Comment	Raw	AF	CL	PA
	(Hz)	(dBuV/m)	(dBuV/m)	(dB)	(dB)	(m)		(°)	(m)		(dBuV)	(dB)	(dB)	(dB)
AV	5.7438G	110.51	Inf	-Inf	4.31	3	Vertical	355	1.50	-	106.20	31.89	6.91	34.49
PK	5.643G	55.24	68.20	-12.96	4.01	3	Vertical	355	1.50	-	51.23	31.61	6.88	34.48
PK	5.739G	118.53	Inf	-Inf	4.30	3	Vertical	355	1.50	-	114.23	31.88	6.91	34.49
PK	5.925G	54.69	68.20	-13.51	4.83	3	Vertical	355	1.50	-	49.86	32.30	7.04	34.51

802.11ax HEW20_Nss1,(MCS0)_4TX

5745MHz_TX

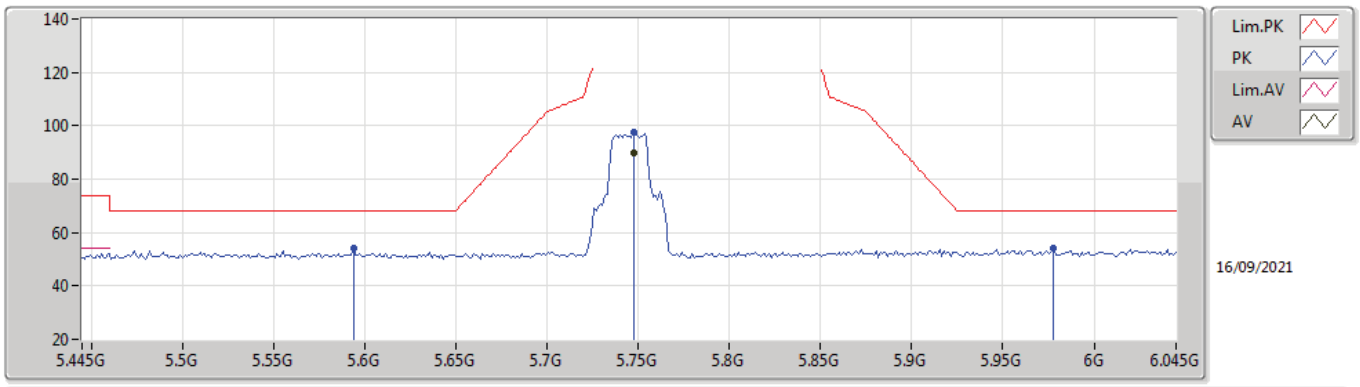

Type	Freq	Level	Limit	Margin	Factor	Dist	Condition	Azimuth	Height	Comment	Raw	AF	CL	PA
	(Hz)	(dBuV/m)	(dBuV/m)	(dB)	(dB)	(m)		(°)	(m)		(dBuV)	(dB)	(dB)	(dB)
AV	5.7474G	89.85	Inf	-Inf	4.31	3	Horizontal	170	1.98	-	85.54	31.89	6.91	34.49
PK	5.5938G	53.93	68.20	-14.27	4.09	3	Horizontal	170	1.98	-	49.84	31.70	6.86	34.47
PK	5.7474G	97.47	Inf	-Inf	4.31	3	Horizontal	170	1.98	-	93.16	31.89	6.91	34.49
PK	5.9778G	54.28	68.20	-13.92	4.91	3	Horizontal	170	1.98	-	49.37	32.34	7.09	34.52

802.11ax HEW20_Nss1,(MCS0)_4TX

5745MHz_TX

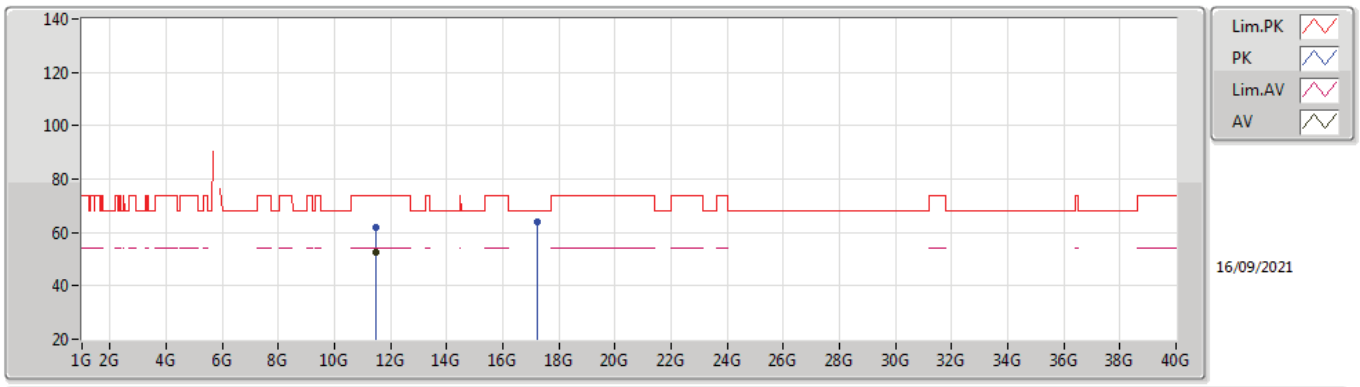

Type	Freq	Level	Limit	Margin	Factor	Dist	Condition	Azimuth	Height	Comment	Raw	AF	CL	PA
	(Hz)	(dBuV/m)	(dBuV/m)	(dB)	(dB)	(m)		(°)	(m)		(dBuV)	(dB)	(dB)	(dB)
AV	11.49036G	52.65	54.00	-1.35	15.86	3	Vertical	204	1.42	-	36.79	39.91	9.91	33.96
PK	11.49078G	62.02	74.00	-11.98	15.86	3	Vertical	204	1.42	-	46.16	39.91	9.91	33.96
PK	17.23578G	63.77	68.20	-4.43	18.19	3	Vertical	139	2.70	-	45.58	39.90	12.33	34.04

802.11ax HEW20_Nss1,(MCS0)_4TX

5745MHz_TX

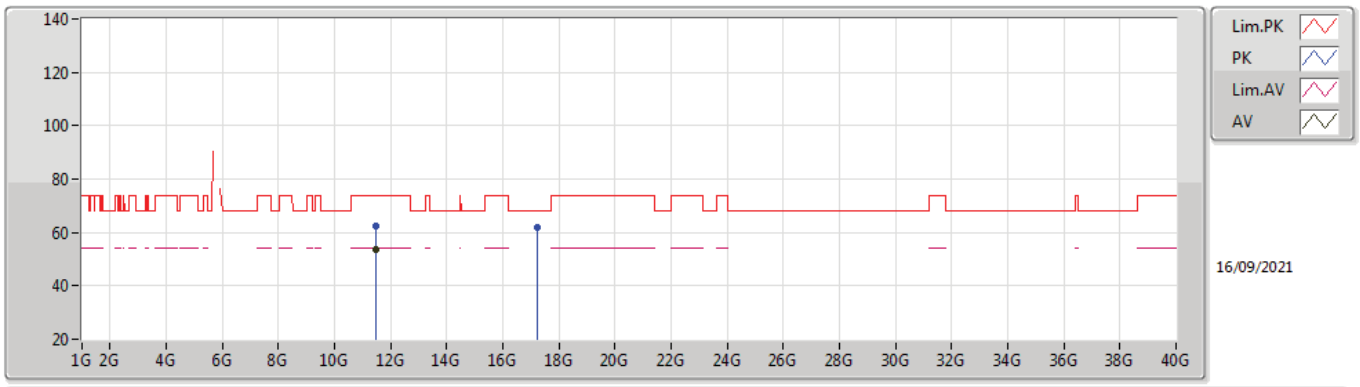

Type	Freq	Level	Limit	Margin	Factor	Dist	Condition	Azimuth	Height	Comment	Raw	AF	CL	PA
	(Hz)	(dBuV/m)	(dBuV/m)	(dB)	(dB)	(m)		(°)	(m)		(dBuV)	(dB)	(dB)	(dB)
AV	11.4903G	53.67	54.00	-0.33	15.86	3	Horizontal	257	2.95	-	37.81	39.91	9.91	33.96
PK	11.48994G	62.55	74.00	-11.45	15.86	3	Horizontal	257	2.95	-	46.69	39.91	9.91	33.96
PK	17.23602G	62.09	68.20	-6.11	18.19	3	Horizontal	152	2.74	-	43.90	39.90	12.33	34.04

802.11ax HEW20_Nss1,(MCS0)_4TX

5785MHz_TX

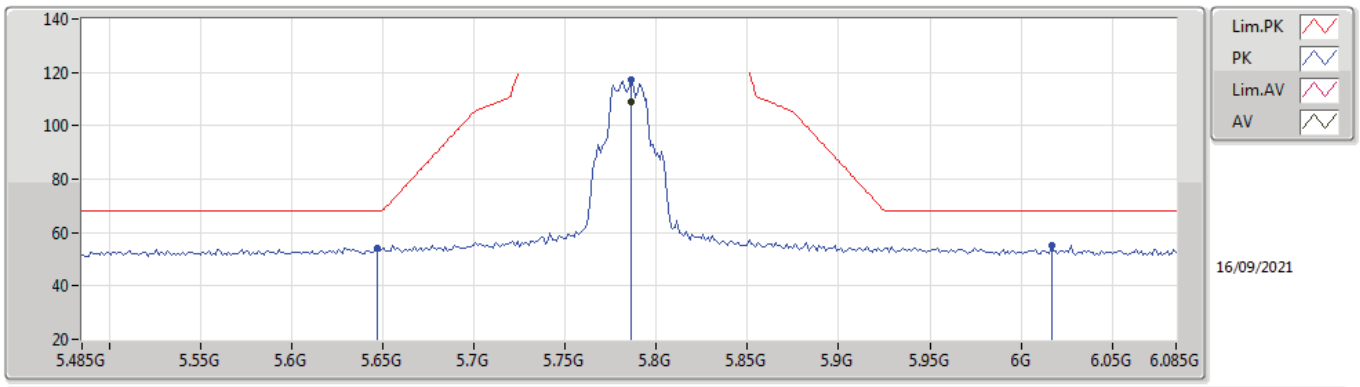

Type	Freq	Level	Limit	Margin	Factor	Dist	Condition	Azimuth	Height	Comment	Raw	AF	CL	PA
	(Hz)	(dBuV/m)	(dBuV/m)	(dB)	(dB)	(m)		(°)	(m)		(dBuV)	(dB)	(dB)	(dB)
AV	5.7862G	108.86	Inf	-Inf	4.34	3	Vertical	7	1.50	-	104.52	31.90	6.93	34.49
PK	5.647G	54.09	68.20	-14.11	4.01	3	Vertical	7	1.50	-	50.08	31.61	6.88	34.48
PK	5.7862G	117.01	Inf	-Inf	4.34	3	Vertical	7	1.50	-	112.67	31.90	6.93	34.49
PK	6.0166G	55.35	68.20	-12.85	4.97	3	Vertical	7	1.50	-	50.38	32.37	7.12	34.52

802.11ax HEW20_Nss1,(MCS0)_4TX

5785MHz_TX

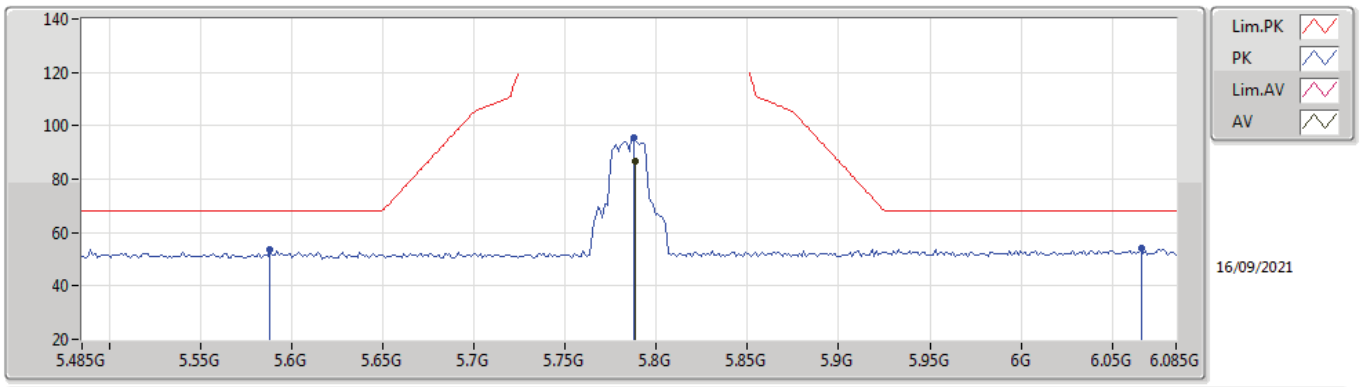

Type	Freq	Level	Limit	Margin	Factor	Dist	Condition	Azimuth	Height	Comment	Raw	AF	CL	PA
	(Hz)	(dBuV/m)	(dBuV/m)	(dB)	(dB)	(m)		(°)	(m)		(dBuV)	(dB)	(dB)	(dB)
AV	5.7886G	86.57	Inf	-Inf	4.34	3	Horizontal	170	1.50	-	82.23	31.90	6.93	34.49
PK	5.5882G	53.62	68.20	-14.58	4.08	3	Horizontal	170	1.50	-	49.54	31.70	6.85	34.47
PK	5.7874G	95.75	Inf	-Inf	4.34	3	Horizontal	170	1.50	-	91.41	31.90	6.93	34.49
PK	6.0658G	54.33	68.20	-13.87	5.06	3	Horizontal	170	1.50	-	49.27	32.47	7.13	34.54

802.11ax HEW20_Nss1,(MCS0)_4TX

5785MHz_TX

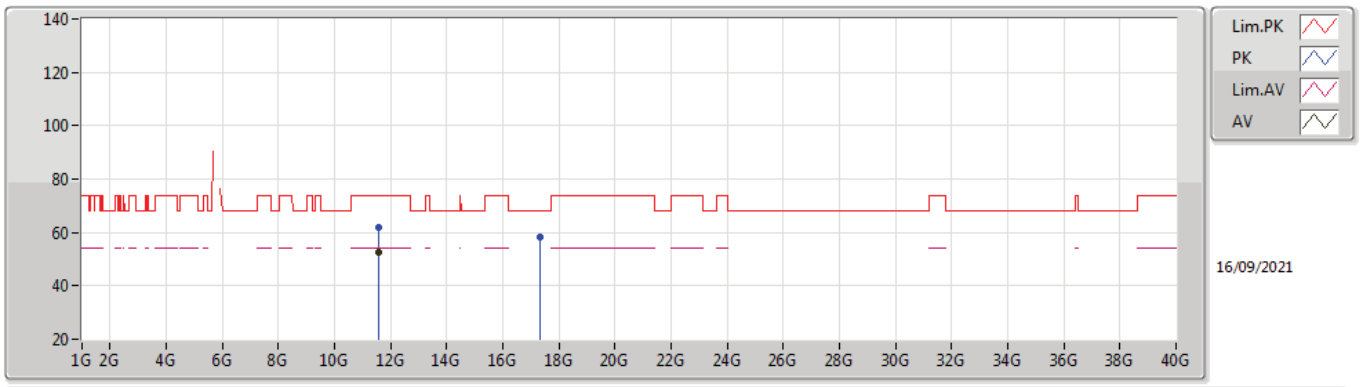

Type	Freq	Level	Limit	Margin	Factor	Dist	Condition	Azimuth	Height	Comment	Raw	AF	CL	PA
	(Hz)	(dBuV/m)	(dBuV/m)	(dB)	(dB)	(m)		(°)	(m)		(dBuV)	(dB)	(dB)	(dB)
AV	11.57018G	52.72	54.00	-1.28	15.78	3	Vertical	205	1.49	-	36.94	39.83	9.94	33.99
PK	11.56508G	61.96	74.00	-12.04	15.78	3	Vertical	205	1.49	-	46.18	39.83	9.94	33.99
PK	17.3493G	58.11	68.20	-10.09	18.54	3	Vertical	37	1.32	-	39.57	40.29	12.38	34.13

802.11ax HEW20_Nss1,(MCS0)_4TX

5785MHz_TX

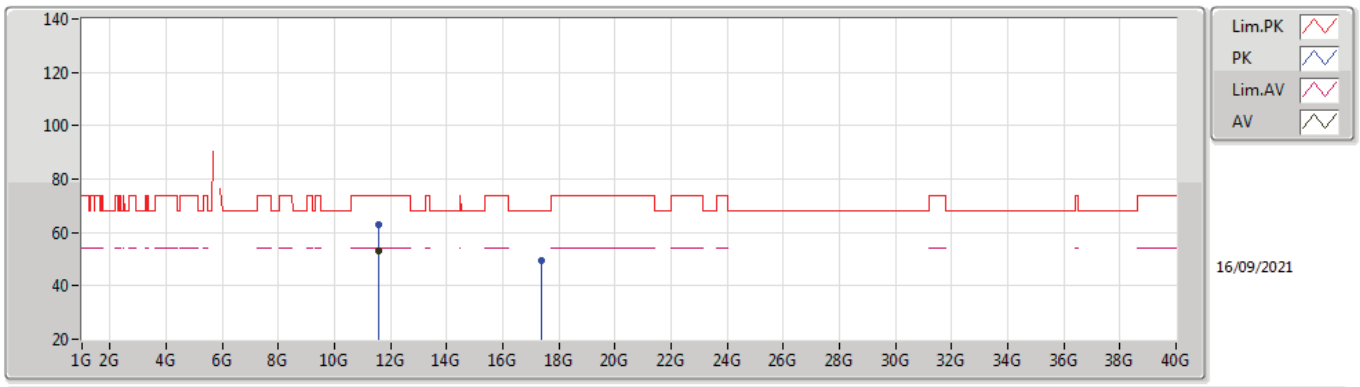

Type	Freq	Level	Limit	Margin	Factor	Dist	Condition	Azimuth	Height	Comment	Raw	AF	CL	PA
	(Hz)	(dBuV/m)	(dBuV/m)	(dB)	(dB)	(m)		(°)	(m)		(dBuV)	(dB)	(dB)	(dB)
AV	11.57012G	53.13	54.00	-0.87	15.78	3	Horizontal	347	1.77	-	37.35	39.83	9.94	33.99
PK	11.57012G	63.05	74.00	-10.95	15.78	3	Horizontal	347	1.77	-	47.27	39.83	9.94	33.99
PK	17.35404G	49.40	68.20	-18.80	18.57	3	Horizontal	5	1.58	-	30.83	40.33	12.38	34.14

802.11ax HEW20_Nss1,(MCS0)_4TX

5825MHz_TX

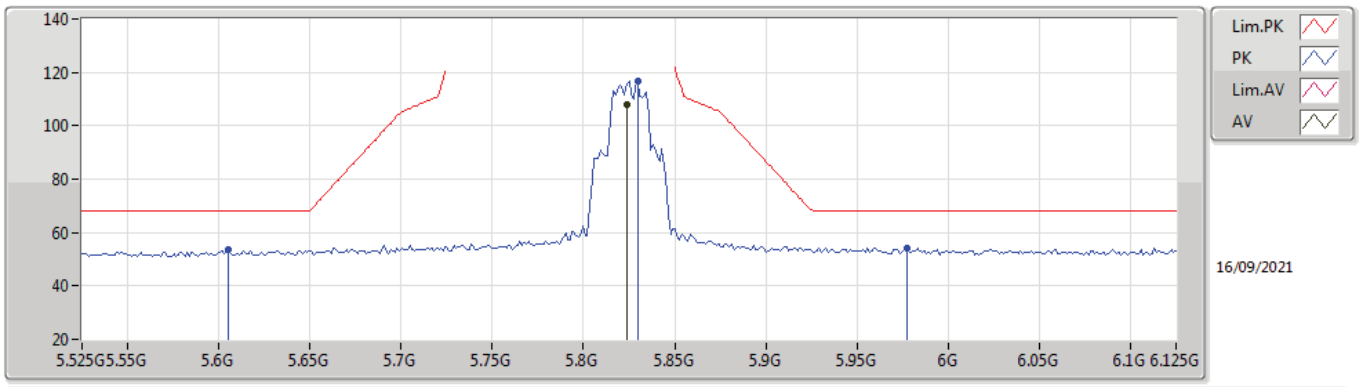

Type	Freq	Level	Limit	Margin	Factor	Dist	Condition	Azimuth	Height	Comment	Raw	AF	CL	PA
	(Hz)	(dBuV/m)	(dBuV/m)	(dB)	(dB)	(m)		(°)	(m)		(dBuV)	(dB)	(dB)	(dB)
AV	5.8238G	107.99	Inf	-Inf	4.45	3	Vertical	9	1.52	-	103.54	32.00	6.95	34.50
PK	5.6054G	53.49	68.20	-14.71	4.08	3	Vertical	9	1.52	-	49.41	31.69	6.86	34.47
PK	5.8298G	116.64	Inf	-Inf	4.48	3	Vertical	9	1.52	-	112.16	32.02	6.96	34.50
PK	5.9774G	54.18	68.20	-14.02	4.92	3	Vertical	9	1.52	-	49.26	32.35	7.09	34.52

802.11ax HEW20_Nss1,(MCS0)_4TX

5825MHz_TX

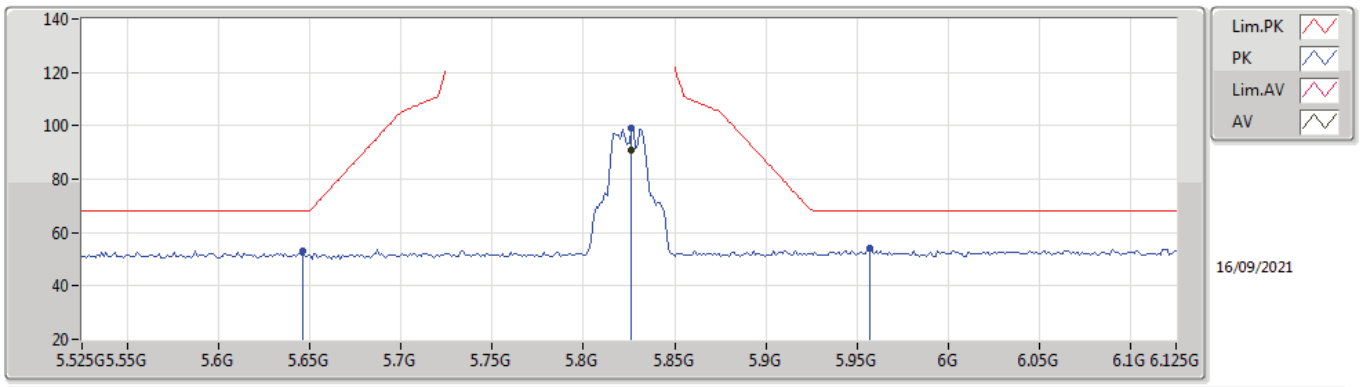

Type	Freq	Level	Limit	Margin	Factor	Dist	Condition	Azimuth	Height	Comment	Raw	AF	CL	PA
	(Hz)	(dBuV/m)	(dBuV/m)	(dB)	(dB)	(m)		(°)	(m)		(dBuV)	(dB)	(dB)	(dB)
AV	5.8262G	90.76	Inf	-Inf	4.45	3	Horizontal	186	1.93	-	86.31	32.00	6.95	34.50
PK	5.6462G	53.18	68.20	-15.02	4.01	3	Horizontal	186	1.93	-	49.17	31.61	6.88	34.48
PK	5.8262G	99.12	Inf	-Inf	4.45	3	Horizontal	186	1.93	-	94.67	32.00	6.95	34.50
PK	5.957G	54.06	68.20	-14.14	4.95	3	Horizontal	186	1.93	-	49.11	32.39	7.07	34.51

802.11ax HEW20_Nss1,(MCS0)_4TX

5825MHz_TX

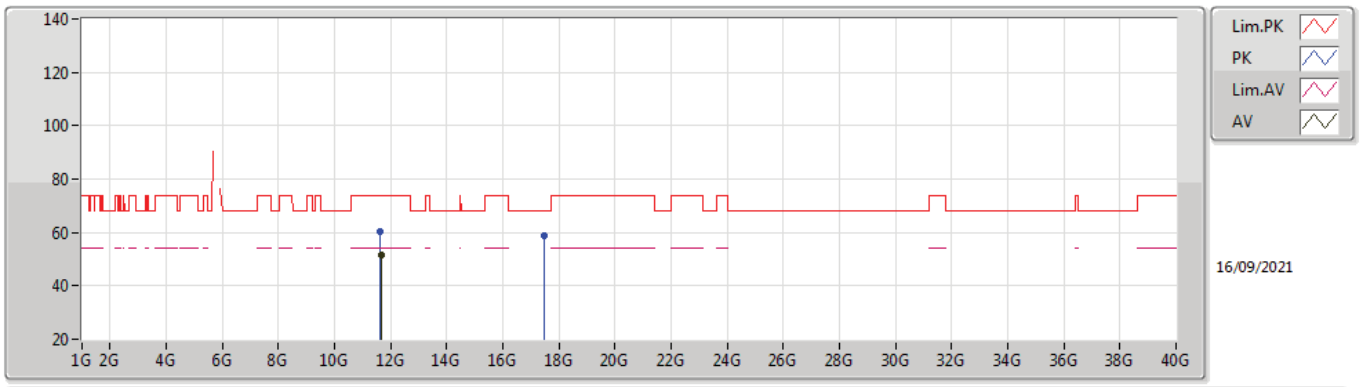

Type	Freq	Level	Limit	Margin	Factor	Dist	Condition	Azimuth	Height	Comment	Raw	AF	CL	PA
	(Hz)	(dBuV/m)	(dBuV/m)	(dB)	(dB)	(m)		(°)	(m)		(dBuV)	(dB)	(dB)	(dB)
AV	11.65012G	51.32	54.00	-2.68	15.48	3	Vertical	204	1.56	-	35.84	39.55	9.97	34.04
PK	11.64496G	60.47	74.00	-13.53	15.50	3	Vertical	204	1.56	-	44.97	39.58	9.96	34.04
PK	17.47656G	58.93	68.20	-9.27	19.21	3	Vertical	208	2.13	-	39.72	41.01	12.43	34.23

802.11ax HEW20_Nss1,(MCS0)_4TX

5825MHz_TX

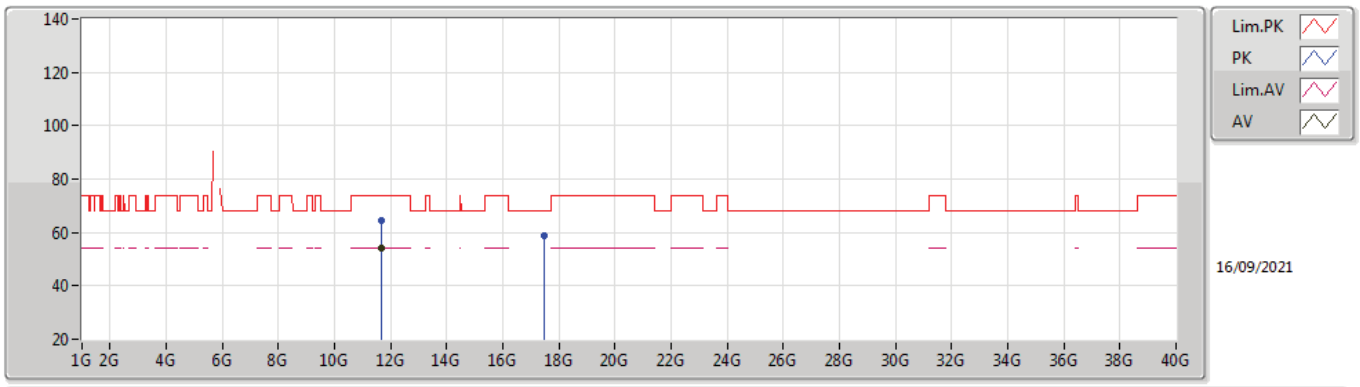

Type	Freq	Level	Limit	Margin	Factor	Dist	Condition	Azimuth	Height	Comment	Raw	AF	CL	PA
	(Hz)	(dBuV/m)	(dBuV/m)	(dB)	(dB)	(m)		(°)	(m)		(dBuV)	(dB)	(dB)	(dB)
AV	11.65024G	53.91	54.00	-0.09	15.48	3	Horizontal	349	1.96	-	38.43	39.55	9.97	34.04
PK	11.65012G	64.48	74.00	-9.52	15.48	3	Horizontal	349	1.96	-	49.00	39.55	9.97	34.04
PK	17.4864G	58.78	68.20	-9.42	19.24	3	Horizontal	272	1.37	-	39.54	41.05	12.43	34.24

802.11ax HEW40_Nss1,(MCS0)_4TX

5190MHz_TX

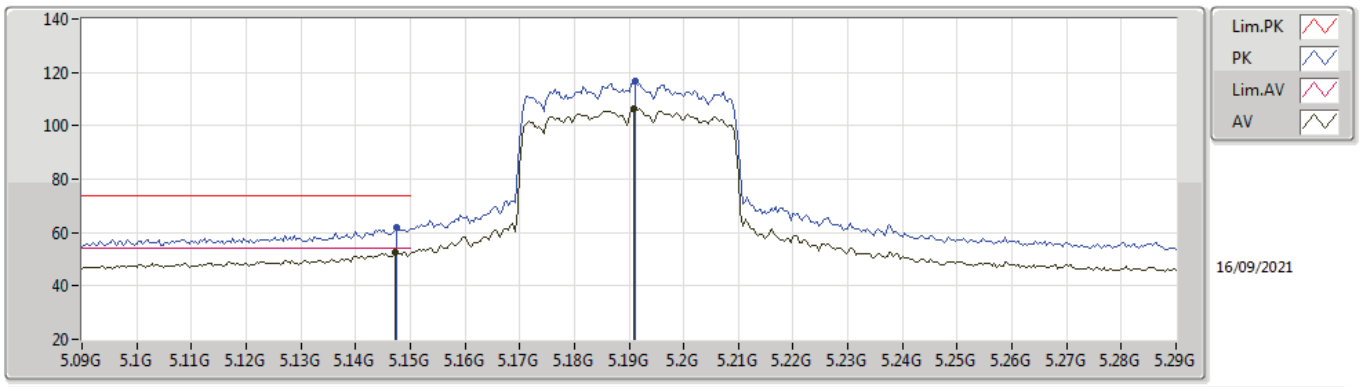

Type	Freq	Level	Limit	Margin	Factor	Dist	Condition	Azimuth	Height	Comment	Raw	AF	CL	PA
	(Hz)	(dBuV/m)	(dBuV/m)	(dB)	(dB)	(m)		(°)	(m)		(dBuV)	(dB)	(dB)	(dB)
AV	5.1472G	52.77	54.00	-1.23	4.05	3	Vertical	357	1.48	-	48.72	32.00	6.49	34.44
AV	5.1908G	106.42	Inf	-Inf	4.00	3	Vertical	357	1.48	-	102.42	31.92	6.52	34.44
PK	5.1476G	61.74	74.00	-12.26	4.05	3	Vertical	357	1.48	-	57.69	32.00	6.49	34.44
PK	5.1912G	116.84	Inf	-Inf	4.00	3	Vertical	357	1.48	-	112.84	31.92	6.52	34.44

802.11ax HEW40_Nss1,(MCS0)_4TX

5190MHz_TX

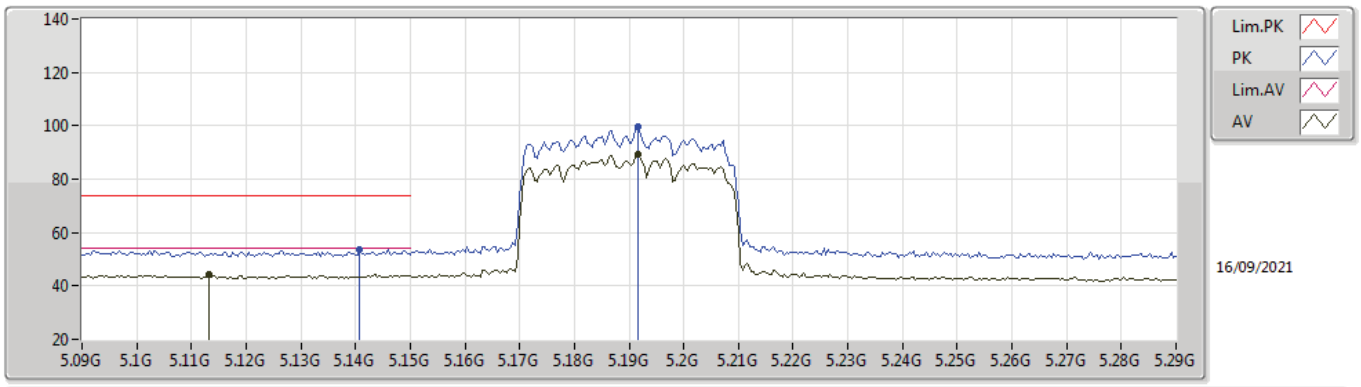

Type	Freq	Level	Limit	Margin	Factor	Dist	Condition	Azimuth	Height	Comment	Raw	AF	CL	PA
	(Hz)	(dBuV/m)	(dBuV/m)	(dB)	(dB)	(m)		(°)	(m)		(dBuV)	(dB)	(dB)	(dB)
AV	5.1132G	44.35	54.00	-9.65	4.02	3	Horizontal	163	1.69	-	40.33	32.00	6.46	34.44
AV	5.1916G	89.09	Inf	-Inf	4.00	3	Horizontal	163	1.69	-	85.09	31.92	6.52	34.44
PK	5.1408G	53.44	74.00	-20.56	4.05	3	Horizontal	163	1.69	-	49.39	32.00	6.49	34.44
PK	5.1916G	99.52	Inf	-Inf	4.00	3	Horizontal	163	1.69	-	95.52	31.92	6.52	34.44

802.11ax HEW40_Nss1,(MCS0)_4TX

5190MHz_TX

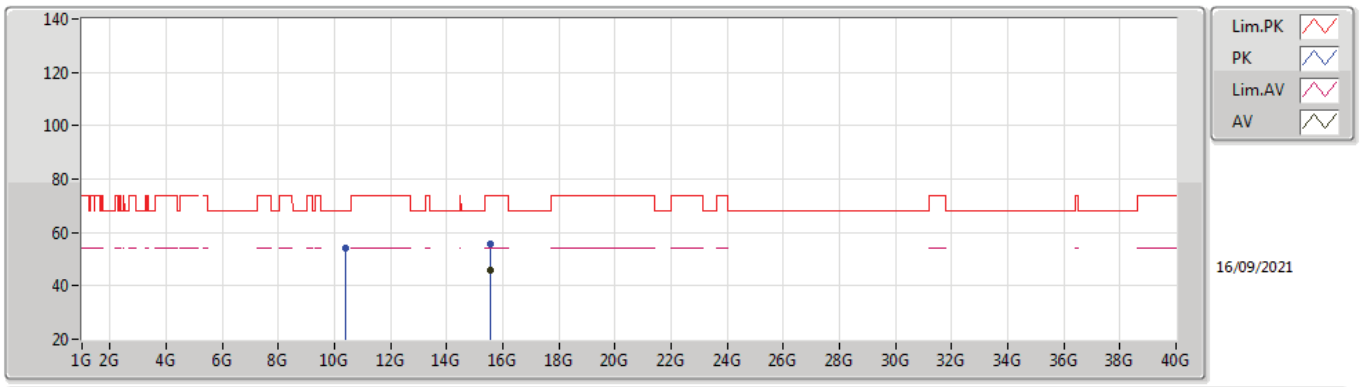

Type	Freq	Level	Limit	Margin	Factor	Dist	Condition	Azimuth	Height	Comment	Raw	AF	CL	PA
	(Hz)	(dBuV/m)	(dBuV/m)	(dB)	(dB)	(m)		(°)	(m)		(dBuV)	(dB)	(dB)	(dB)
AV	15.5667G	45.73	54.00	-8.27	15.06	3	Vertical	79	1.50	-	30.67	37.90	11.65	34.49
PK	10.3774G	54.00	68.20	-14.20	14.35	3	Vertical	178	1.50	-	39.65	39.51	9.51	34.67
PK	15.5454G	55.62	74.00	-18.38	15.19	3	Vertical	79	1.50	-	40.43	38.03	11.64	34.48

802.11ax HEW40_Nss1,(MCS0)_4TX

5190MHz_TX

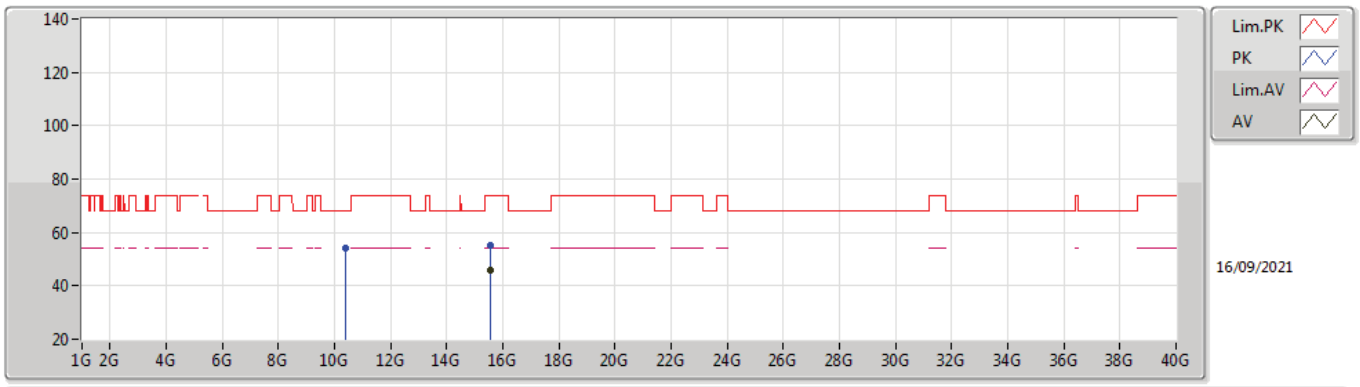

Type	Freq	Level	Limit	Margin	Factor	Dist	Condition	Azimuth	Height	Comment	Raw	AF	CL	PA
	(Hz)	(dBuV/m)	(dBuV/m)	(dB)	(dB)	(m)		(°)	(m)		(dBuV)	(dB)	(dB)	(dB)
AV	15.5596G	45.89	54.00	-8.11	15.09	3	Horizontal	336	1.50	-	30.80	37.94	11.64	34.49
PK	10.3859G	54.21	68.20	-13.99	14.40	3	Horizontal	52	1.50	-	39.81	39.54	9.52	34.66
PK	15.57G	54.92	74.00	-19.08	15.04	3	Horizontal	336	1.50	-	39.88	37.88	11.65	34.49

802.11ax HEW40_Nss1,(MCS0)_4TX

5230MHz_TX

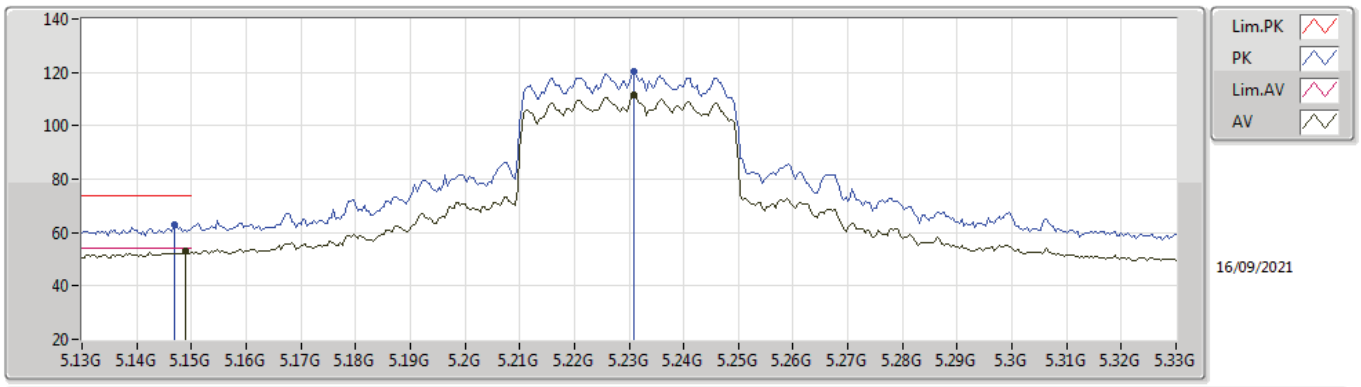

Type	Freq	Level	Limit	Margin	Factor	Dist	Condition	Azimuth	Height	Comment	Raw	AF	CL	PA
	(Hz)	(dBuV/m)	(dBuV/m)	(dB)	(dB)	(m)		(°)	(m)		(dBuV)	(dB)	(dB)	(dB)
AV	5.1488G	52.97	54.00	-1.03	4.05	3	Vertical	0	1.41	-	48.92	32.00	6.49	34.44
AV	5.2308G	111.43	Inf	-Inf	3.78	3	Vertical	0	1.41	-	107.65	31.65	6.57	34.44
PK	5.1468G	62.86	74.00	-11.14	4.05	3	Vertical	0	1.41	-	58.81	32.00	6.49	34.44
PK	5.2308G	120.18	Inf	-Inf	3.78	3	Vertical	0	1.41	-	116.40	31.65	6.57	34.44

802.11ax HEW40_Nss1,(MCS0)_4TX

5230MHz_TX

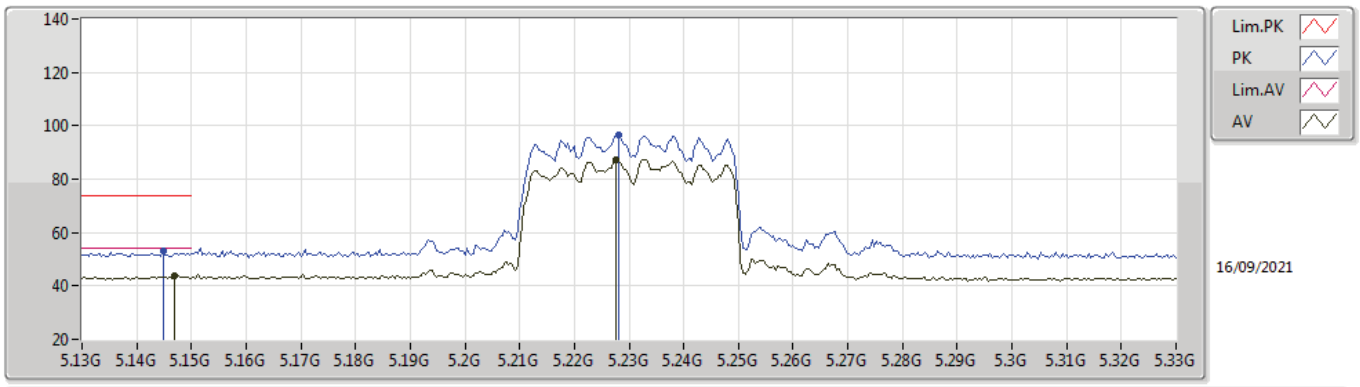

Type	Freq	Level	Limit	Margin	Factor	Dist	Condition	Azimuth	Height	Comment	Raw	AF	CL	PA
	(Hz)	(dBuV/m)	(dBuV/m)	(dB)	(dB)	(m)		(°)	(m)		(dBuV)	(dB)	(dB)	(dB)
AV	5.1468G	43.57	54.00	-10.43	4.05	3	Horizontal	331	2.08	-	39.52	32.00	6.49	34.44
AV	5.2276G	87.26	Inf	-Inf	3.80	3	Horizontal	331	2.08	-	83.46	31.68	6.56	34.44
PK	5.1448G	53.33	74.00	-20.67	4.05	3	Horizontal	331	2.08	-	49.28	32.00	6.49	34.44
PK	5.228G	96.61	Inf	-Inf	3.80	3	Horizontal	331	2.08	-	92.81	31.68	6.56	34.44

802.11ax HEW40_Nss1,(MCS0)_4TX

5230MHz_TX

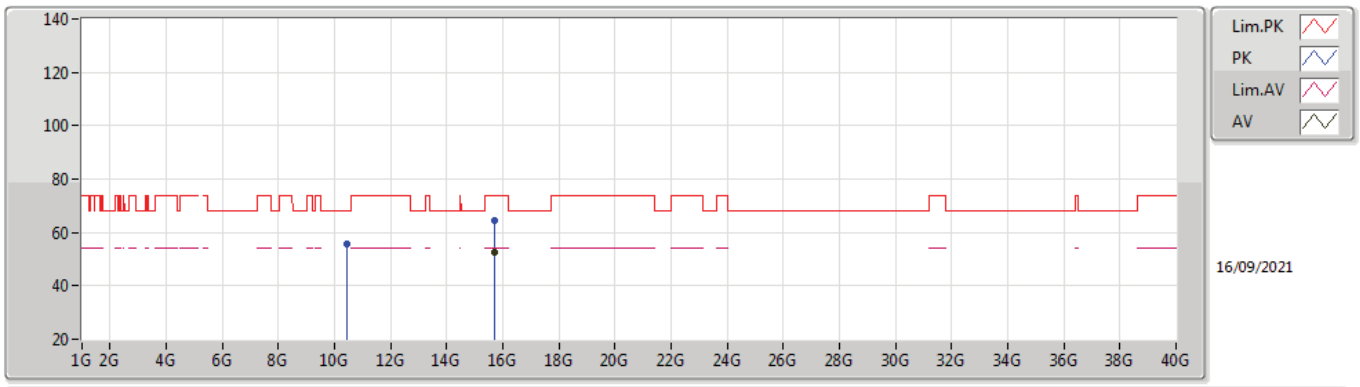

Type	Freq	Level	Limit	Margin	Factor	Dist	Condition	Azimuth	Height	Comment	Raw	AF	CL	PA
	(Hz)	(dBuV/m)	(dBuV/m)	(dB)	(dB)	(m)		(°)	(m)		(dBuV)	(dB)	(dB)	(dB)
AV	15.693G	52.72	54.00	-1.28	14.55	3	Vertical	2	1.50	-	38.17	37.42	11.70	34.57
PK	10.4644G	55.57	68.20	-12.63	14.67	3	Vertical	352	2.86	-	40.90	39.66	9.54	34.53
PK	15.6884G	64.55	74.00	-9.45	14.56	3	Vertical	2	1.50	-	49.99	37.43	11.70	34.57

802.11ax HEW40_Nss1,(MCS0)_4TX

5230MHz_TX

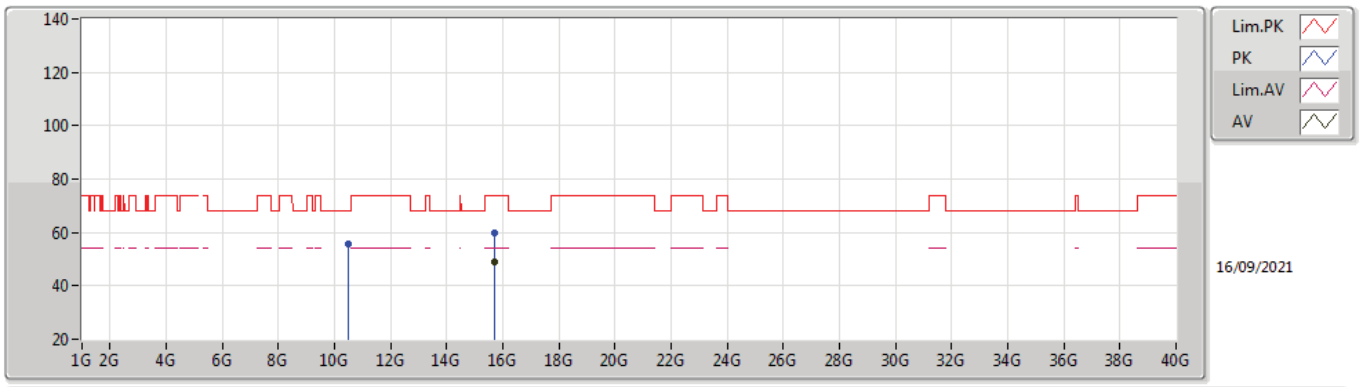

Type	Freq	Level	Limit	Margin	Factor	Dist	Condition	Azimuth	Height	Comment	Raw	AF	CL	PA
	(Hz)	(dBuV/m)	(dBuV/m)	(dB)	(dB)	(m)		(°)	(m)		(dBuV)	(dB)	(dB)	(dB)
AV	15.6999G	49.06	54.00	-4.94	14.52	3	Horizontal	345	1.88	-	34.54	37.40	11.70	34.58
PK	10.472G	55.49	68.20	-12.71	14.70	3	Horizontal	309	1.50	-	40.79	39.67	9.55	34.52
PK	15.6885G	59.70	74.00	-14.30	14.56	3	Horizontal	345	1.88	-	45.14	37.43	11.70	34.57

802.11ax HEW40_Nss1,(MCS0)_4TX

5755MHz_TX

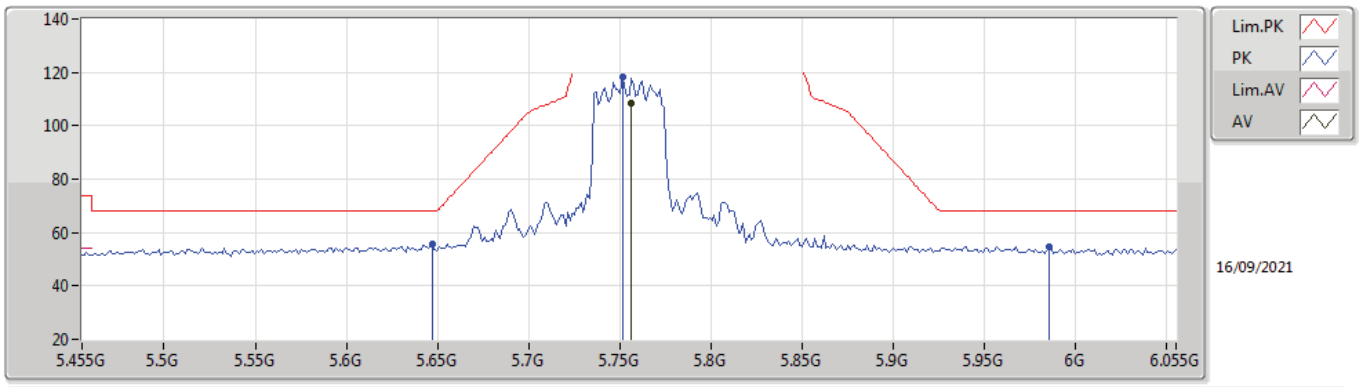

Type	Freq	Level	Limit	Margin	Factor	Dist	Condition	Azimuth	Height	Comment	Raw	AF	CL	PA
	(Hz)	(dBuV/m)	(dBuV/m)	(dB)	(dB)	(m)		(°)	(m)		(dBuV)	(dB)	(dB)	(dB)
AV	5.7562G	108.45	Inf	-Inf	4.32	3	Vertical	13	1.49	-	104.13	31.90	6.91	34.49
PK	5.647G	55.56	68.20	-12.64	4.01	3	Vertical	13	1.49	-	51.55	31.61	6.88	34.48
PK	5.7514G	118.29	Inf	-Inf	4.32	3	Vertical	13	1.49	-	113.97	31.90	6.91	34.49
PK	5.9854G	54.71	68.20	-13.49	4.91	3	Vertical	13	1.49	-	49.80	32.33	7.10	34.52

802.11ax HEW40_Nss1,(MCS0)_4TX

5755MHz_TX

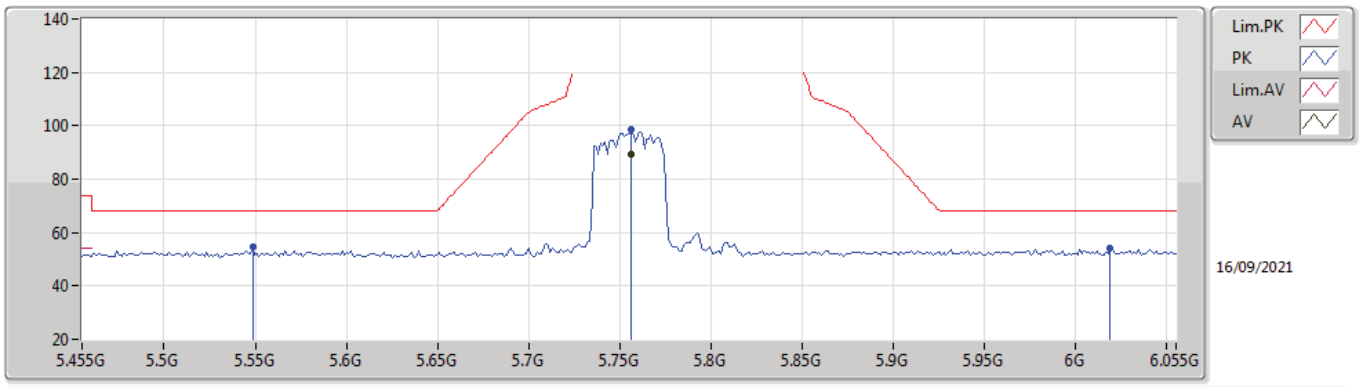

Type	Freq	Level	Limit	Margin	Factor	Dist	Condition	Azimuth	Height	Comment	Raw	AF	CL	PA
	(Hz)	(dBuV/m)	(dBuV/m)	(dB)	(dB)	(m)		(°)	(m)		(dBuV)	(dB)	(dB)	(dB)
AV	5.7562G	89.50	Inf	-Inf	4.32	3	Horizontal	169	1.84	-	85.18	31.90	6.91	34.49
PK	5.5486G	54.79	68.20	-13.41	4.06	3	Horizontal	169	1.84	-	50.73	31.70	6.83	34.47
PK	5.7562G	98.38	Inf	-Inf	4.32	3	Horizontal	169	1.84	-	94.06	31.90	6.91	34.49
PK	6.019G	54.04	68.20	-14.16	4.98	3	Horizontal	169	1.84	-	49.06	32.38	7.12	34.52

802.11ax HEW40_Nss1,(MCS0)_4TX

5755MHz_TX

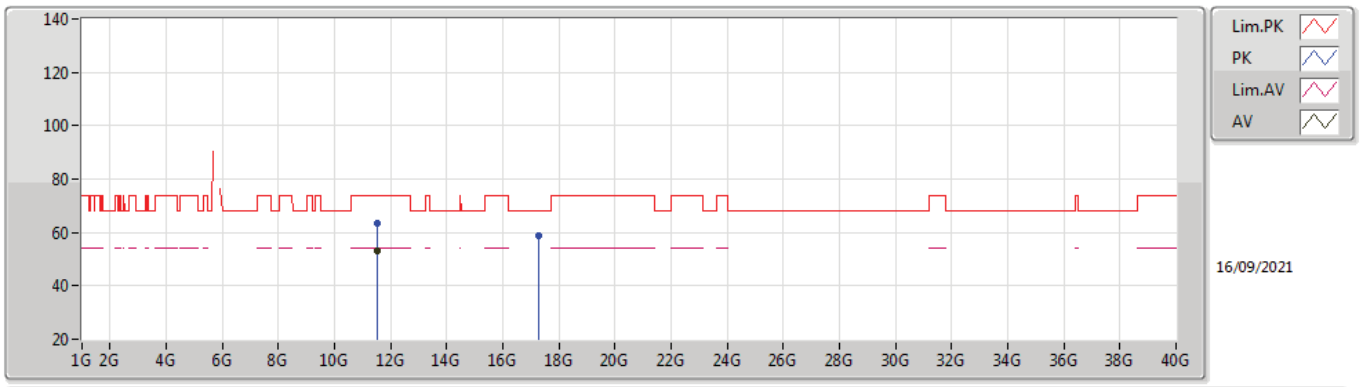

Type	Freq	Level	Limit	Margin	Factor	Dist	Condition	Azimuth	Height	Comment	Raw	AF	CL	PA
	(Hz)	(dBuV/m)	(dBuV/m)	(dB)	(dB)	(m)		(°)	(m)		(dBuV)	(dB)	(dB)	(dB)
AV	11.5105G	53.36	54.00	-0.64	15.85	3	Vertical	107	2.61	-	37.51	39.89	9.92	33.96
PK	11.5102G	63.47	74.00	-10.53	15.85	3	Vertical	107	2.61	-	47.62	39.89	9.92	33.96
PK	17.2621G	58.80	68.20	-9.40	18.18	3	Vertical	0	3.00	-	40.62	39.90	12.34	34.06

802.11ax HEW40_Nss1,(MCS0)_4TX

5755MHz_TX

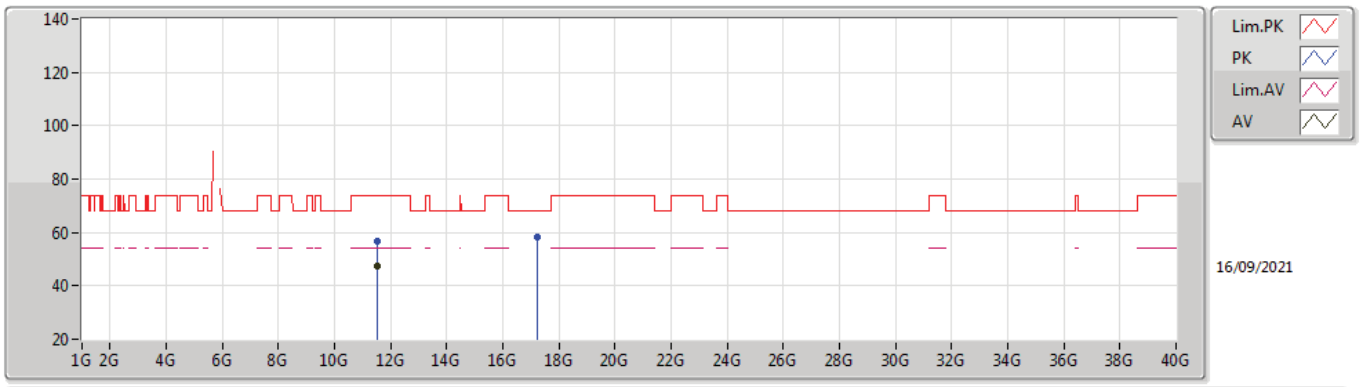

Type	Freq	Level	Limit	Margin	Factor	Dist	Condition	Azimuth	Height	Comment	Raw	AF	CL	PA
	(Hz)	(dBuV/m)	(dBuV/m)	(dB)	(dB)	(m)		(°)	(m)		(dBuV)	(dB)	(dB)	(dB)
AV	11.5053G	47.49	54.00	-6.51	15.85	3	Horizontal	0	1.50	-	31.64	39.89	9.91	33.95
PK	11.5107G	56.93	74.00	-17.07	15.85	3	Horizontal	0	1.50	-	41.08	39.89	9.92	33.96
PK	17.2414G	58.15	68.20	-10.05	18.18	3	Horizontal	157	2.67	-	39.97	39.90	12.33	34.05

802.11ax HEW40_Nss1,(MCS0)_4TX

5795MHz_TX

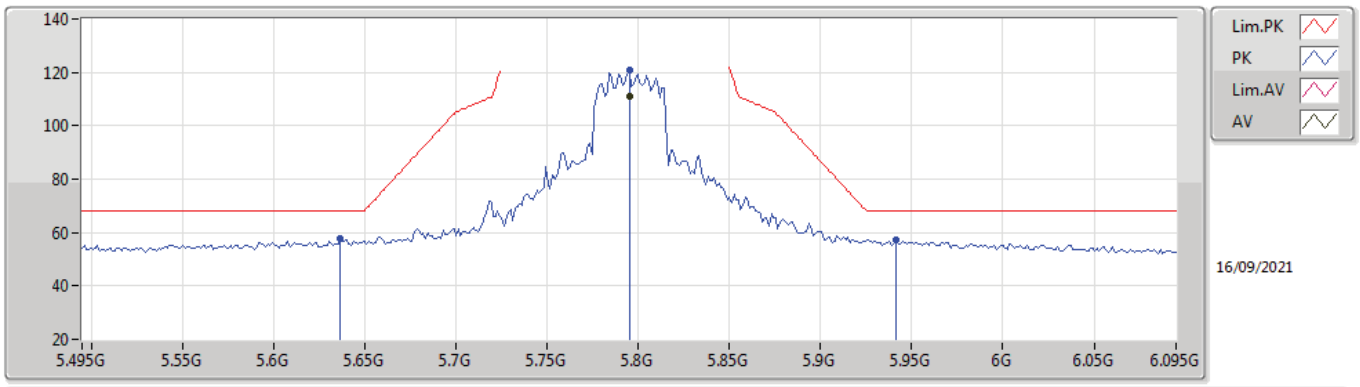

Type	Freq	Level	Limit	Margin	Factor	Dist	Condition	Azimuth	Height	Comment	Raw	AF	CL	PA
	(Hz)	(dBuV/m)	(dBuV/m)	(dB)	(dB)	(m)		(°)	(m)		(dBuV)	(dB)	(dB)	(dB)
AV	5.795G	111.09	Inf	-Inf	4.33	3	Vertical	356	1.50	-	106.76	31.90	6.93	34.50
PK	5.6366G	57.60	68.20	-10.60	4.02	3	Vertical	356	1.50	-	53.58	31.63	6.87	34.48
PK	5.795G	120.62	Inf	-Inf	4.33	3	Vertical	356	1.50	-	116.29	31.90	6.93	34.50
PK	5.9414G	57.12	68.20	-11.08	4.92	3	Vertical	356	1.50	-	52.20	32.37	7.06	34.51

802.11ax HEW40_Nss1,(MCS0)_4TX

5795MHz_TX

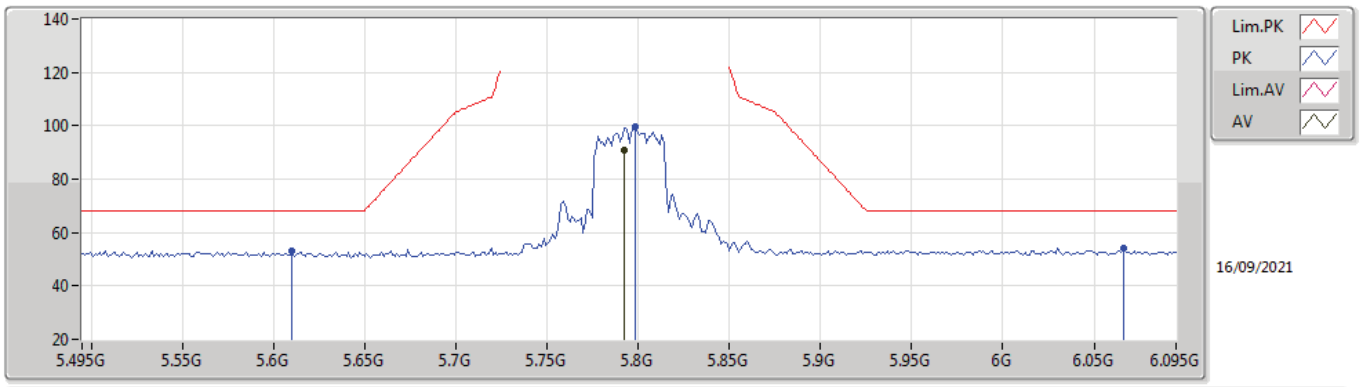

Type	Freq	Level	Limit	Margin	Factor	Dist	Condition	Azimuth	Height	Comment	Raw	AF	CL	PA
	(Hz)	(dBuV/m)	(dBuV/m)	(dB)	(dB)	(m)		(°)	(m)		(dBuV)	(dB)	(dB)	(dB)
AV	5.7926G	90.61	Inf	-Inf	4.33	3	Horizontal	167	1.50	-	86.28	31.90	6.93	34.50
PK	5.6102G	53.30	68.20	-14.90	4.07	3	Horizontal	167	1.50	-	49.23	31.68	6.86	34.47
PK	5.7986G	99.91	Inf	-Inf	4.33	3	Horizontal	167	1.50	-	95.58	31.90	6.93	34.50
PK	6.0662G	54.28	68.20	-13.92	5.06	3	Horizontal	167	1.50	-	49.22	32.47	7.13	34.54

802.11ax HEW40_Nss1,(MCS0)_4TX

5795MHz_TX

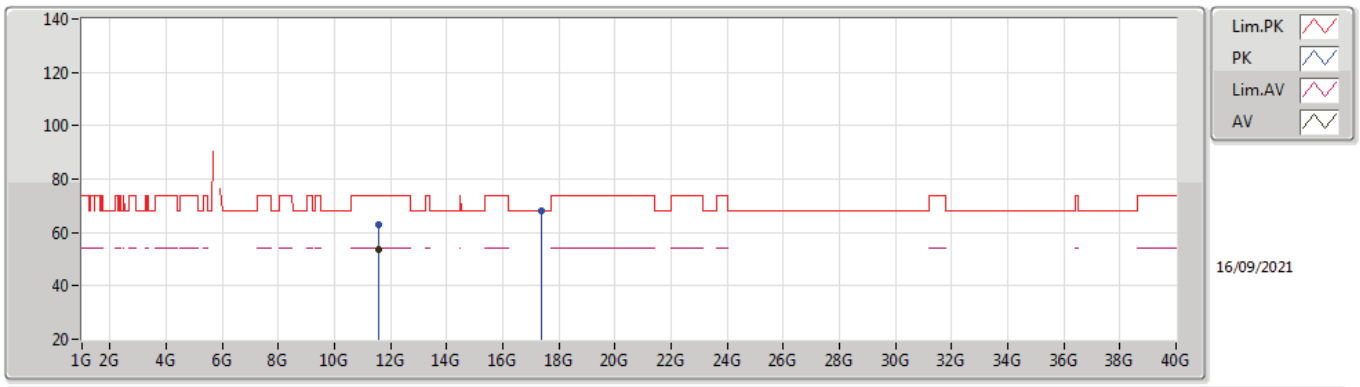

Type	Freq	Level	Limit	Margin	Factor	Dist	Condition	Azimuth	Height	Comment	Raw	AF	CL	PA
	(Hz)	(dBuV/m)	(dBuV/m)	(dB)	(dB)	(m)		(°)	(m)		(dBuV)	(dB)	(dB)	(dB)
AV	11.5905G	53.83	54.00	-0.17	15.74	3	Vertical	91	1.88	-	38.09	39.81	9.94	34.01
PK	11.5955G	62.87	74.00	-11.13	15.74	3	Vertical	91	1.88	-	47.13	39.80	9.95	34.01
PK	17.3897G	67.93	68.20	-0.27	18.85	3	Vertical	198	2.97	-	49.08	40.62	12.39	34.16

802.11ax HEW40_Nss1,(MCS0)_4TX

5795MHz_TX

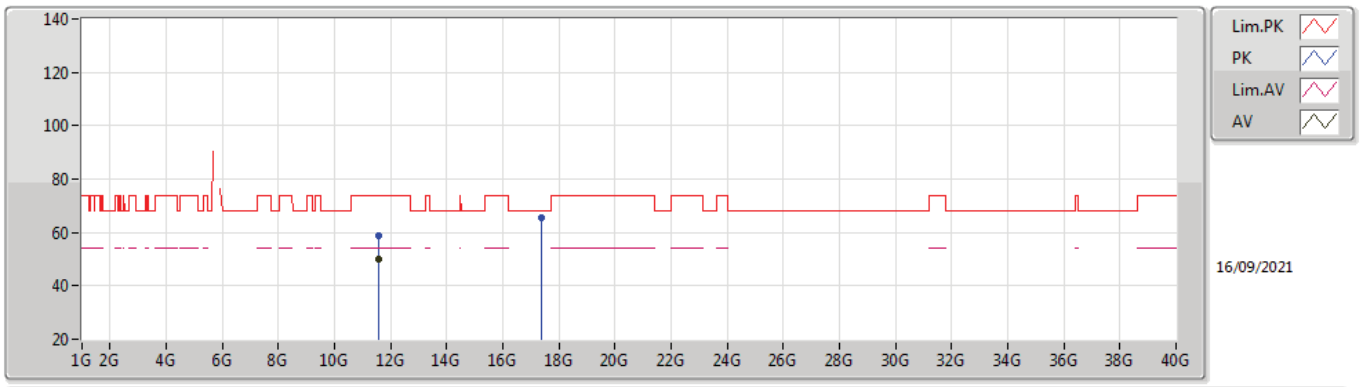

Type	Freq	Level	Limit	Margin	Factor	Dist	Condition	Azimuth	Height	Comment	Raw	AF	CL	PA
	(Hz)	(dBuV/m)	(dBuV/m)	(dB)	(dB)	(m)		(°)	(m)		(dBuV)	(dB)	(dB)	(dB)
AV	11.59176G	50.01	54.00	-3.99	15.75	3	Horizontal	352	1.85	-	34.26	39.81	9.95	34.01
PK	11.59606G	58.75	74.00	-15.25	15.74	3	Horizontal	352	1.85	-	43.01	39.80	9.95	34.01
PK	17.3838G	65.40	68.20	-2.80	18.80	3	Horizontal	22	2.63	-	46.60	40.57	12.39	34.16

802.11ax HEW80_Nss1,(MCS0)_4TX

5210MHz_TX

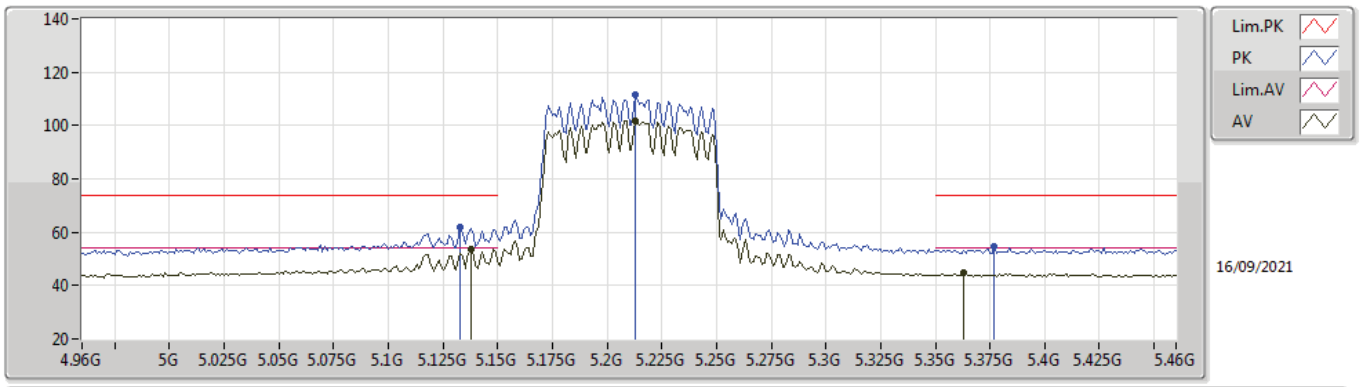

Type	Freq	Level	Limit	Margin	Factor	Dist	Condition	Azimuth	Height	Comment	Raw	AF	CL	PA
	(Hz)	(dBuV/m)	(dBuV/m)	(dB)	(dB)	(m)		(°)	(m)		(dBuV)	(dB)	(dB)	(dB)
AV	5.138G	53.83	54.00	-0.17	4.04	3	Vertical	15	1.69	-	49.79	32.00	6.48	34.44
AV	5.213G	101.81	Inf	-Inf	3.90	3	Vertical	15	1.69	-	97.91	31.80	6.54	34.44
AV	5.363G	44.83	54.00	-9.17	3.47	3	Vertical	15	1.69	-	41.36	31.20	6.72	34.45
PK	5.133G	61.77	74.00	-12.23	4.04	3	Vertical	15	1.69	-	57.73	32.00	6.48	34.44
PK	5.213G	111.75	Inf	-Inf	3.90	3	Vertical	15	1.69	-	107.85	31.80	6.54	34.44
PK	5.377G	54.49	74.00	-19.51	3.60	3	Vertical	15	1.69	-	50.89	31.32	6.73	34.45

802.11ax HEW80_Nss1,(MCS0)_4TX

5210MHz_TX

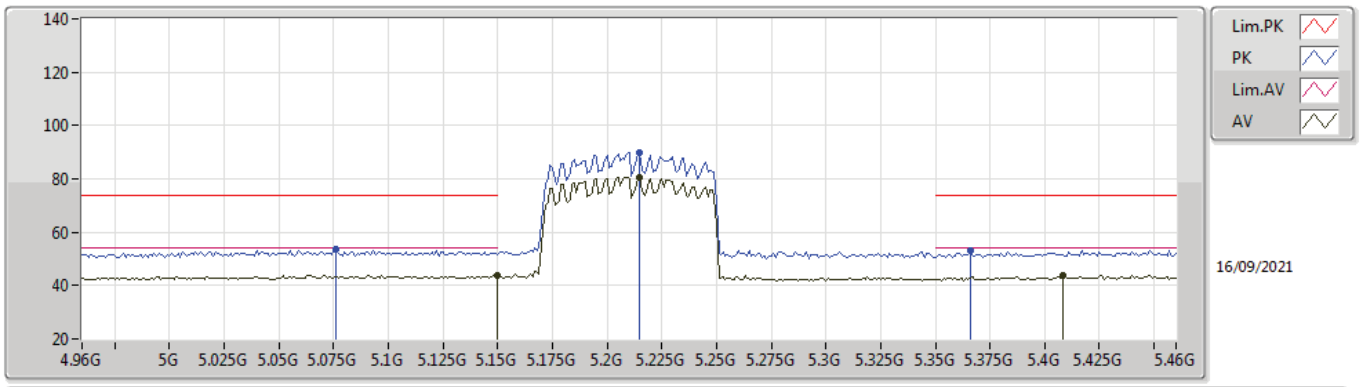

Type	Freq	Level	Limit	Margin	Factor	Dist	Condition	Azimuth	Height	Comment	Raw	AF	CL	PA
	(Hz)	(dBuV/m)	(dBuV/m)	(dB)	(dB)	(m)		(°)	(m)		(dBuV)	(dB)	(dB)	(dB)
AV	5.15G	43.76	54.00	-10.24	4.05	3	Horizontal	341	1.28	-	39.71	32.00	6.49	34.44
AV	5.215G	80.71	Inf	-Inf	3.89	3	Horizontal	341	1.28	-	76.82	31.78	6.55	34.44
AV	5.408G	43.93	54.00	-10.07	3.83	3	Horizontal	341	1.28	-	40.10	31.52	6.76	34.45
PK	5.076G	53.44	74.00	-20.56	3.91	3	Horizontal	341	1.28	-	49.53	31.90	6.44	34.43
PK	5.215G	89.91	Inf	-Inf	3.89	3	Horizontal	341	1.28	-	86.02	31.78	6.55	34.44
PK	5.366G	53.33	74.00	-20.67	3.50	3	Horizontal	341	1.28	-	49.83	31.23	6.72	34.45

802.11ax HEW80_Nss1,(MCS0)_4TX

5210MHz_TX

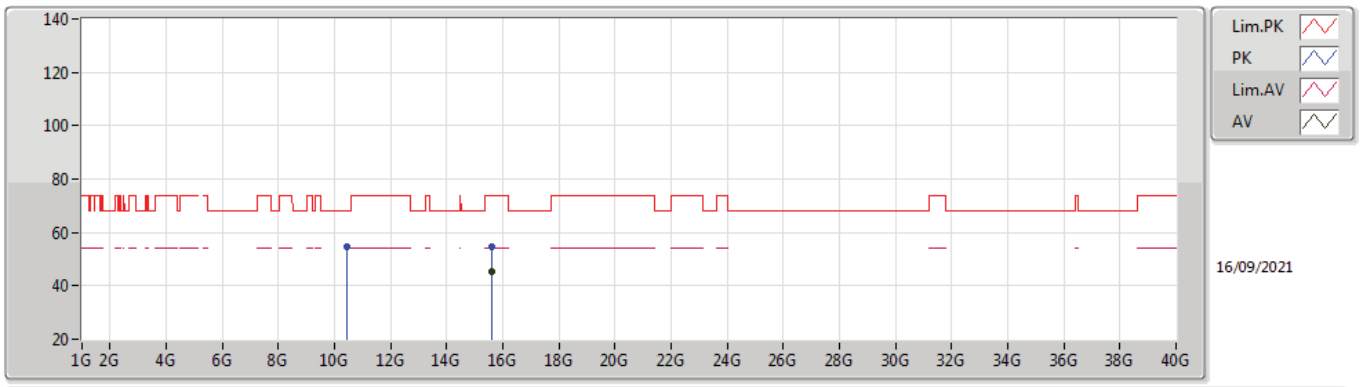

Type	Freq	Level	Limit	Margin	Factor	Dist	Condition	Azimuth	Height	Comment	Raw	AF	CL	PA
	(Hz)	(dBuV/m)	(dBuV/m)	(dB)	(dB)	(m)		(°)	(m)		(dBuV)	(dB)	(dB)	(dB)
AV	15.58608G	45.29	54.00	-8.71	14.92	3	Vertical	116	1.44	-	30.37	37.78	11.65	34.51
PK	10.4488G	54.67	68.20	-13.53	14.63	3	Vertical	256	1.50	-	40.04	39.65	9.54	34.56
PK	15.59724G	54.80	74.00	-19.20	14.87	3	Vertical	116	1.44	-	39.93	37.72	11.66	34.51

802.11ax HEW80_Nss1,(MCS0)_4TX

5210MHz_TX

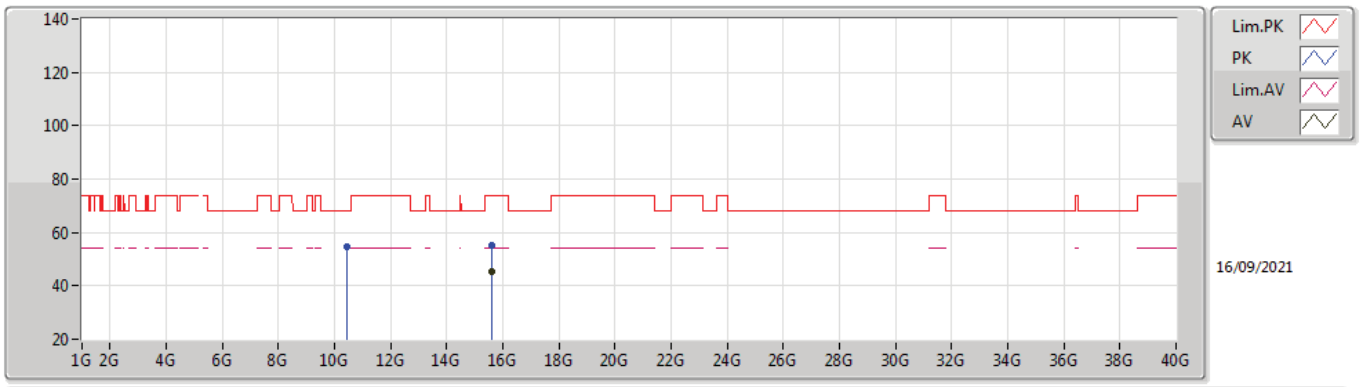

Type	Freq	Level	Limit	Margin	Factor	Dist	Condition	Azimuth	Height	Comment	Raw	AF	CL	PA
	(Hz)	(dBuV/m)	(dBuV/m)	(dB)	(dB)	(m)		(°)	(m)		(dBuV)	(dB)	(dB)	(dB)
AV	15.59112G	45.23	54.00	-8.77	14.90	3	Horizontal	97	1.00	-	30.33	37.75	11.66	34.51
PK	10.45276G	54.58	68.20	-13.62	14.64	3	Horizontal	171	1.95	-	39.94	39.65	9.54	34.55
PK	15.58536G	55.06	74.00	-18.94	14.94	3	Horizontal	97	1.00	-	40.12	37.79	11.65	34.50

802.11ax HEW80_Nss1,(MCS0)_4TX

5775MHz_TX

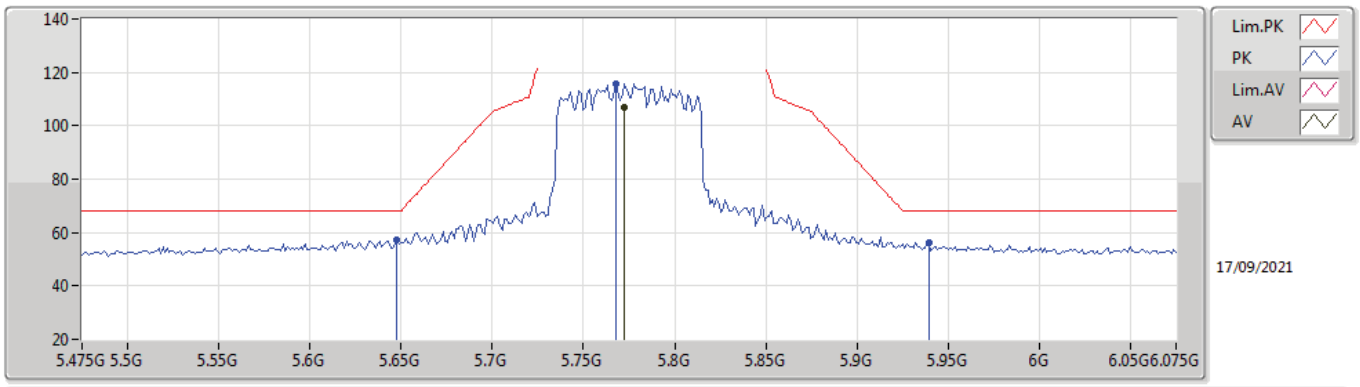

Type	Freq	Level	Limit	Margin	Factor	Dist	Condition	Azimuth	Height	Comment	Raw	AF	CL	PA
	(Hz)	(dBuV/m)	(dBuV/m)	(dB)	(dB)	(m)		(°)	(m)		(dBuV)	(dB)	(dB)	(dB)
AV	5.7726G	107.14	Inf	-Inf	4.33	3	Vertical	7	1.60	-	102.81	31.90	6.92	34.49
PK	5.6478G	57.24	68.20	-10.96	4.00	3	Vertical	7	1.60	-	53.24	31.60	6.88	34.48
PK	5.7678G	115.68	Inf	-Inf	4.33	3	Vertical	7	1.60	-	111.35	31.90	6.92	34.49
PK	5.9394G	56.38	68.20	-11.82	4.91	3	Vertical	7	1.60	-	51.47	32.36	7.06	34.51

802.11ax HEW80_Nss1,(MCS0)_4TX

5775MHz_TX

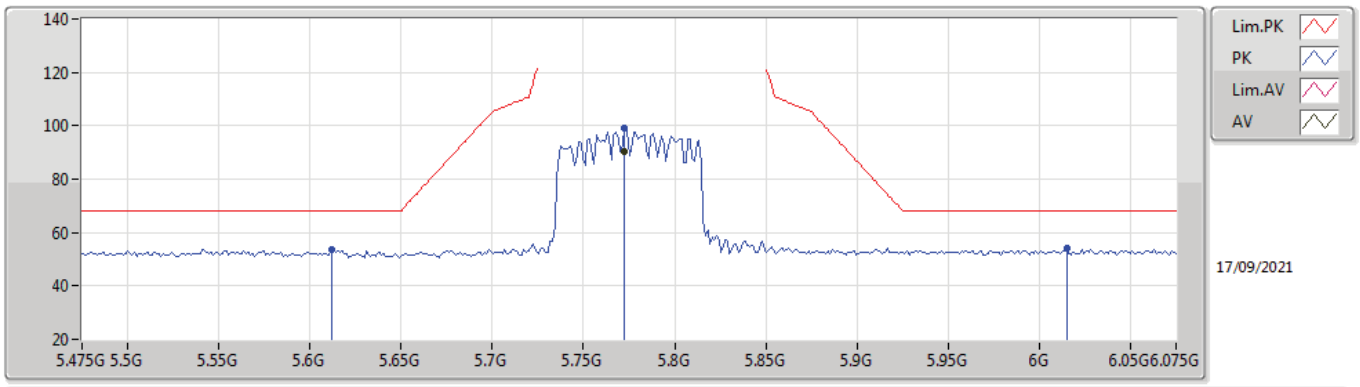

Type	Freq	Level	Limit	Margin	Factor	Dist	Condition	Azimuth	Height	Comment	Raw	AF	CL	PA
	(Hz)	(dBuV/m)	(dBuV/m)	(dB)	(dB)	(m)		(°)	(m)		(dBuV)	(dB)	(dB)	(dB)
AV	5.7726G	90.40	Inf	-Inf	4.33	3	Horizontal	169	2.09	-	86.07	31.90	6.92	34.49
PK	5.6118G	53.57	68.20	-14.63	4.07	3	Horizontal	169	2.09	-	49.50	31.68	6.86	34.47
PK	5.7726G	99.08	Inf	-Inf	4.33	3	Horizontal	169	2.09	-	94.75	31.90	6.92	34.49
PK	6.015G	54.11	68.20	-14.09	4.96	3	Horizontal	169	2.09	-	49.15	32.36	7.12	34.52

802.11ax HEW80_Nss1,(MCS0)_4TX

5775MHz_TX

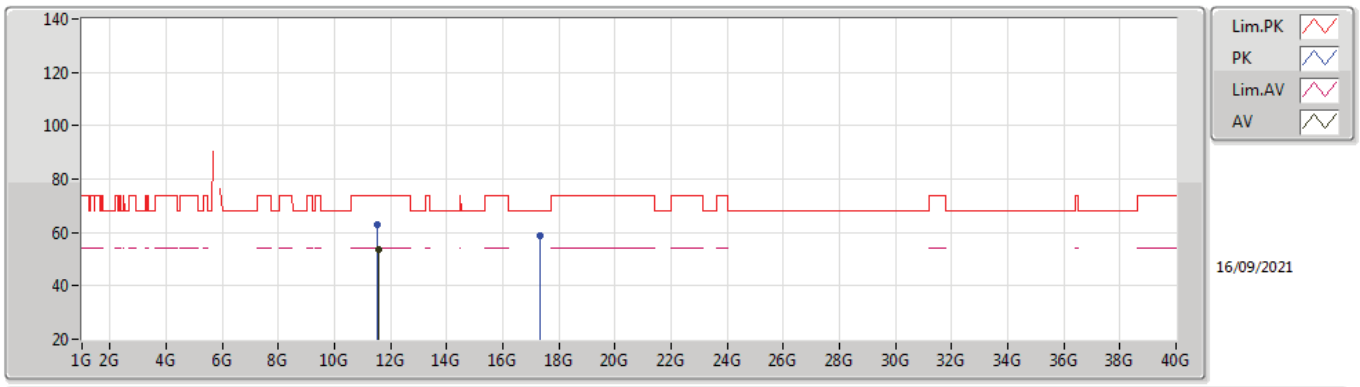

Type	Freq	Level	Limit	Margin	Factor	Dist	Condition	Azimuth	Height	Comment	Raw	AF	CL	PA
	(Hz)	(dBuV/m)	(dBuV/m)	(dB)	(dB)	(m)		(°)	(m)		(dBuV)	(dB)	(dB)	(dB)
AV	11.56998G	53.64	54.00	-0.36	15.78	3	Vertical	107	2.74	-	37.86	39.83	9.94	33.99
PK	11.53506G	62.76	74.00	-11.24	15.81	3	Vertical	107	2.74	-	46.95	39.86	9.92	33.97
PK	17.3079G	58.57	68.20	-9.63	18.22	3	Vertical	105	1.50	-	40.35	39.96	12.36	34.10

802.11ax HEW80_Nss1,(MCS0)_4TX

5775MHz_TX

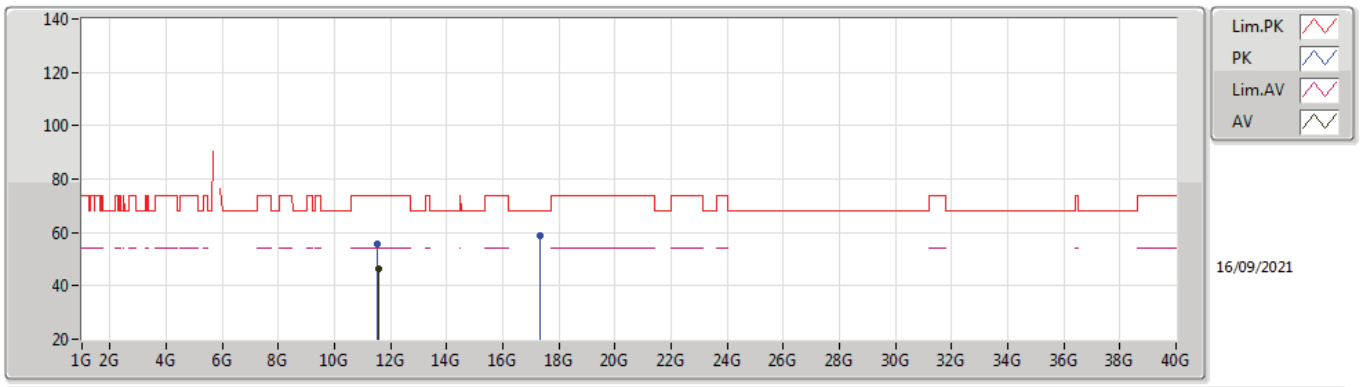

Type	Freq	Level	Limit	Margin	Factor	Dist	Condition	Azimuth	Height	Comment	Raw	AF	CL	PA
	(Hz)	(dBuV/m)	(dBuV/m)	(dB)	(dB)	(m)		(°)	(m)		(dBuV)	(dB)	(dB)	(dB)
AV	11.57124G	46.57	54.00	-7.43	15.78	3	Horizontal	352	1.89	-	30.79	39.83	9.94	33.99
PK	11.53542G	55.86	74.00	-18.14	15.82	3	Horizontal	352	1.89	-	40.04	39.86	9.93	33.97
PK	17.33832G	58.91	68.20	-9.29	18.46	3	Horizontal	20	2.73	-	40.45	40.21	12.37	34.12

802.11ax HEW80+80_Nss1,(MCS0)_4TX

#5210MHz,5775MHz_TX

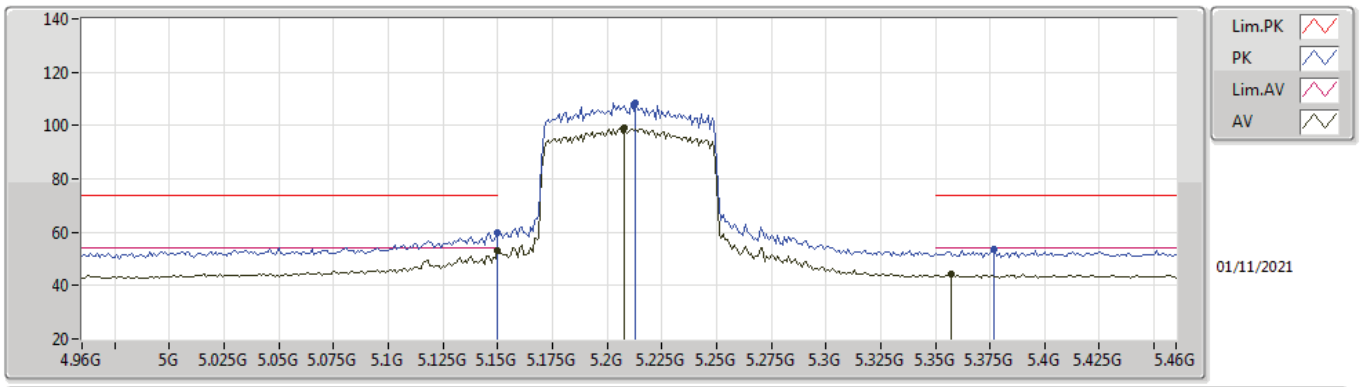

Type	Freq	Level	Limit	Margin	Factor	Dist	Condition	Azimuth	Height	Comment	Raw	AF	CL	PA
	(Hz)	(dBuV/m)	(dBuV/m)	(dB)	(dB)	(m)		(°)	(m)		(dBuV)	(dB)	(dB)	(dB)
AV	5.15G	53.36	54.00	-0.64	4.05	3	Vertical	13	1.50	-	49.31	32.00	6.49	34.44
AV	5.208G	99.14	Inf	-Inf	3.94	3	Vertical	13	1.50	-	95.20	31.84	6.54	34.44
AV	5.357G	44.18	54.00	-9.82	3.42	3	Vertical	13	1.50	-	40.76	31.16	6.71	34.45
PK	5.15G	59.99	74.00	-14.01	4.05	3	Vertical	13	1.50	-	55.94	32.00	6.49	34.44
PK	5.213G	108.58	Inf	-Inf	3.90	3	Vertical	13	1.50	-	104.68	31.80	6.54	34.44
PK	5.377G	53.37	74.00	-20.63	3.60	3	Vertical	13	1.50	-	49.77	31.32	6.73	34.45

802.11ax HEW80+80_Nss1,(MCS0)_4TX

#5210MHz,5775MHz_TX

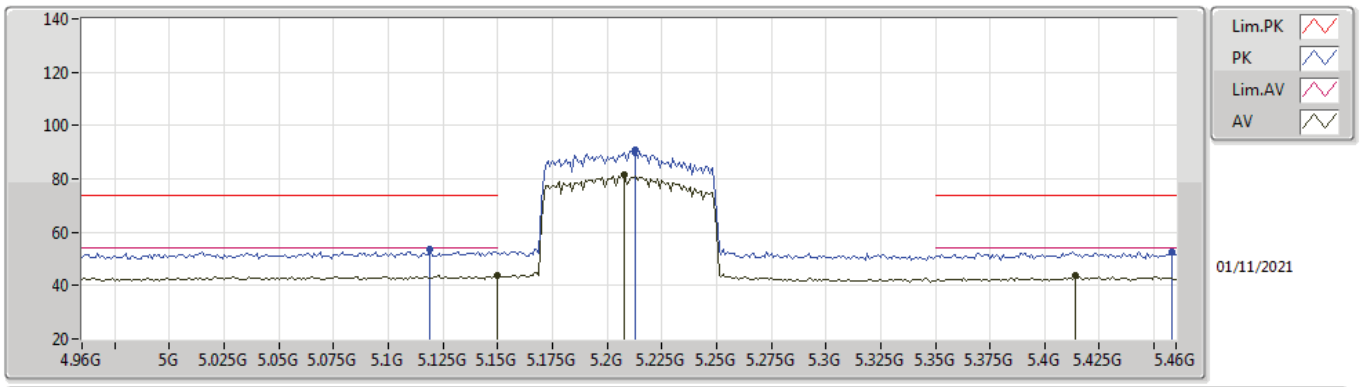

Type	Freq	Level	Limit	Margin	Factor	Dist	Condition	Azimuth	Height	Comment	Raw	AF	CL	PA
	(Hz)	(dBuV/m)	(dBuV/m)	(dB)	(dB)	(m)		(°)	(m)		(dBuV)	(dB)	(dB)	(dB)
AV	5.15G	43.59	54.00	-10.41	4.05	3	Horizontal	161	1.78	-	39.54	32.00	6.49	34.44
AV	5.208G	81.37	Inf	-Inf	3.94	3	Horizontal	161	1.78	-	77.43	31.84	6.54	34.44
AV	5.414G	43.57	54.00	-10.43	3.85	3	Horizontal	161	1.78	-	39.72	31.53	6.77	34.45
PK	5.119G	53.60	74.00	-20.40	4.03	3	Horizontal	161	1.78	-	49.57	32.00	6.47	34.44
PK	5.213G	90.80	Inf	-Inf	3.90	3	Horizontal	161	1.78	-	86.90	31.80	6.54	34.44
PK	5.458G	52.81	74.00	-21.19	3.96	3	Horizontal	161	1.78	-	48.85	31.63	6.79	34.46

802.11ax HEW80+80_Nss1,(MCS0)_4TX

#5210MHz,5775MHz_TX

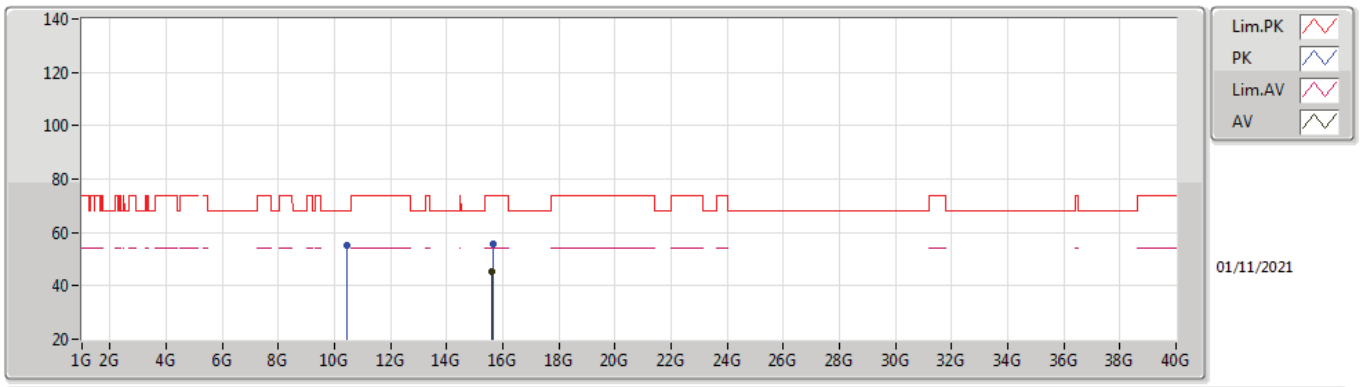

Type	Freq	Level	Limit	Margin	Factor	Dist	Condition	Azimuth	Height	Comment	Raw	AF	CL	PA
	(Hz)	(dBuV/m)	(dBuV/m)	(dB)	(dB)	(m)		(°)	(m)		(dBuV)	(dB)	(dB)	(dB)
AV	15.62556G	45.48	54.00	-8.52	14.76	3	Vertical	260	1.50	-	30.72	37.62	11.67	34.53
PK	10.42848G	55.35	68.20	-12.85	14.57	3	Vertical	0	1.50	-	40.78	39.63	9.53	34.59
PK	15.63764G	55.56	74.00	-18.44	14.73	3	Vertical	260	1.50	-	40.83	37.59	11.68	34.54

802.11ax HEW80+80_Nss1,(MCS0)_4TX

#5210MHz,5775MHz_TX

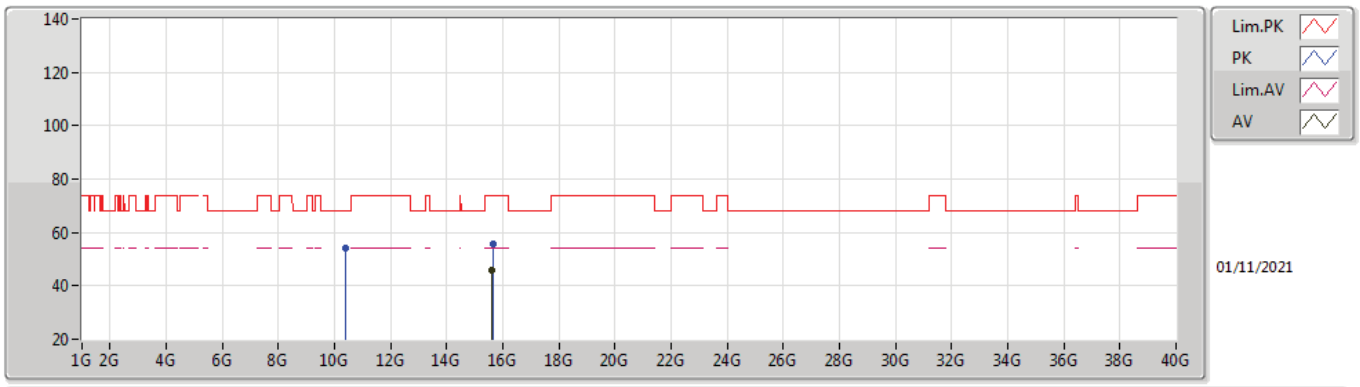

Type	Freq	Level	Limit	Margin	Factor	Dist	Condition	Azimuth	Height	Comment	Raw	AF	CL	PA
	(Hz)	(dBuV/m)	(dBuV/m)	(dB)	(dB)	(m)		(°)	(m)		(dBuV)	(dB)	(dB)	(dB)
AV	15.6304G	45.81	54.00	-8.19	14.75	3	Horizontal	120	2.15	-	31.06	37.61	11.67	34.53
PK	10.4114G	54.25	68.20	-13.95	14.52	3	Horizontal	137	1.32	-	39.73	39.61	9.53	34.62
PK	15.63872G	55.89	74.00	-18.11	14.72	3	Horizontal	120	2.15	-	41.17	37.58	11.68	34.54

802.11ax HEW80+80_Nss1,(MCS0)_4TX

5210MHz,#5775MHz_TX

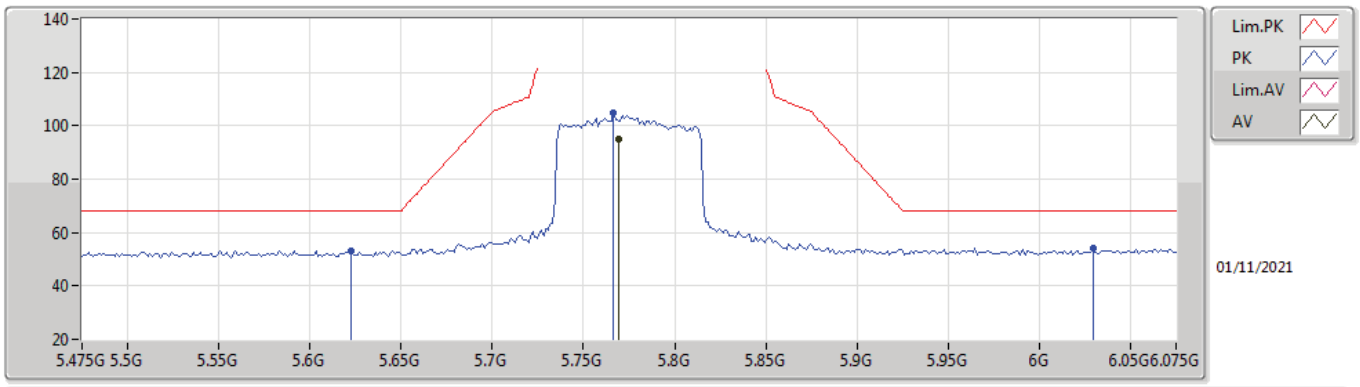

Type	Freq	Level	Limit	Margin	Factor	Dist	Condition	Azimuth	Height	Comment	Raw	AF	CL	PA
	(Hz)	(dBuV/m)	(dBuV/m)	(dB)	(dB)	(m)		(°)	(m)		(dBuV)	(dB)	(dB)	(dB)
AV	5.769G	94.99	Inf	-Inf	4.33	3	Vertical	357	1.50	-	90.66	31.90	6.92	34.49
PK	5.6226G	53.36	68.20	-14.84	4.05	3	Vertical	357	1.50	-	49.31	31.65	6.87	34.47
PK	5.7666G	104.60	Inf	-Inf	4.33	3	Vertical	357	1.50	-	100.27	31.90	6.92	34.49
PK	6.0294G	54.35	68.20	-13.85	5.01	3	Vertical	357	1.50	-	49.34	32.42	7.12	34.53

802.11ax HEW80+80_Nss1,(MCS0)_4TX

5210MHz,#5775MHz_TX

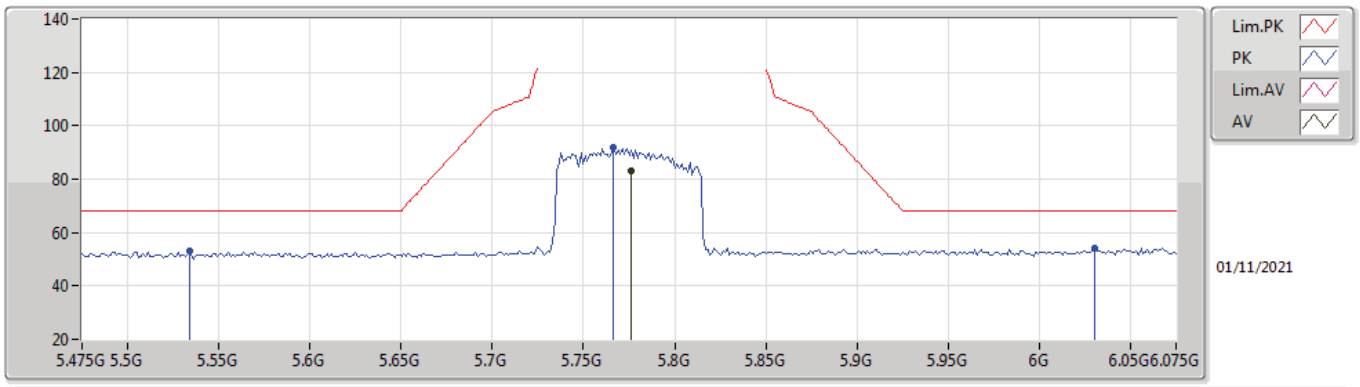

Type	Freq	Level	Limit	Margin	Factor	Dist	Condition	Azimuth	Height	Comment	Raw	AF	CL	PA
	(Hz)	(dBuV/m)	(dBuV/m)	(dB)	(dB)	(m)		(°)	(m)		(dBuV)	(dB)	(dB)	(dB)
AV	5.7762G	83.33	Inf	-Inf	4.33	3	Horizontal	343	1.23	-	79.00	31.90	6.92	34.49
PK	5.5338G	52.96	68.20	-15.24	4.10	3	Horizontal	343	1.23	-	48.86	31.73	6.83	34.46
PK	5.7666G	91.77	Inf	-Inf	4.33	3	Horizontal	343	1.23	-	87.44	31.90	6.92	34.49
PK	6.0306G	54.28	68.20	-13.92	5.01	3	Horizontal	343	1.23	-	49.27	32.42	7.12	34.53

802.11ax HEW80+80_Nss1,(MCS0)_4TX

5210MHz,#5775MHz_TX

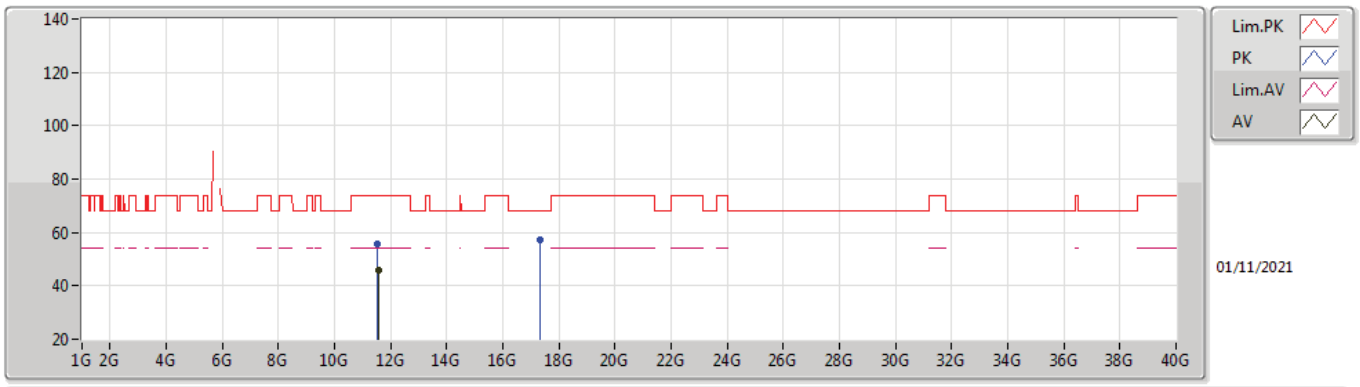

Type	Freq	Level	Limit	Margin	Factor	Dist	Condition	Azimuth	Height	Comment	Raw	AF	CL	PA
	(Hz)	(dBuV/m)	(dBuV/m)	(dB)	(dB)	(m)		(°)	(m)		(dBuV)	(dB)	(dB)	(dB)
AV	11.57934G	45.63	54.00	-8.37	15.76	3	Vertical	185	1.72	-	29.87	39.82	9.94	34.00
PK	11.52876G	55.57	74.00	-18.43	15.82	3	Vertical	185	1.72	-	39.75	39.87	9.92	33.97
PK	17.33304G	57.44	68.20	-10.76	18.41	3	Vertical	172	1.50	-	39.03	40.16	12.37	34.12

802.11ax HEW80+80_Nss1,(MCS0)_4TX

5210MHz,#5775MHz_TX

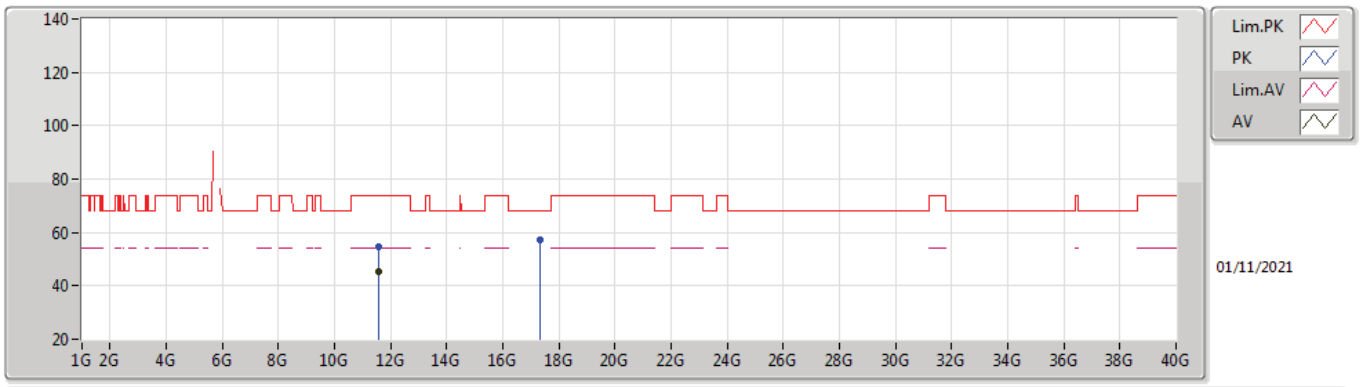

Type	Freq	Level	Limit	Margin	Factor	Dist	Condition	Azimuth	Height	Comment	Raw	AF	CL	PA
	(Hz)	(dBuV/m)	(dBuV/m)	(dB)	(dB)	(m)		(°)	(m)		(dBuV)	(dB)	(dB)	(dB)
AV	11.55068G	45.11	54.00	-8.89	15.80	3	Horizontal	209	1.50	-	29.31	39.85	9.93	33.98
PK	11.55836G	54.67	74.00	-19.33	15.78	3	Horizontal	209	1.50	-	38.89	39.84	9.93	33.99
PK	17.33132G	57.40	68.20	-10.80	18.40	3	Horizontal	328	1.01	-	39.00	40.15	12.37	34.12

Summary

Mode	Result	Type	Freq (Hz)	Level (dBuV/m)	Limit (dBuV/m)	Margin (dB)	Dist (m)	Condition	Azimuth (°)	Height (m)	Comments
5.725-5.85GHz	-	-	-	-	-	-	-	-	-	-	-
802.11ax HEW80_Nss1,(MCS0)_4TX	Pass	QP	136.7M	41.75	43.50	-1.75	3	Vertical	164	1.00	-

Result

Mode	Result	Type	Freq (Hz)	Level (dBuV/m)	Limit (dBuV/m)	Margin (dB)	Dist (m)	Condition	Azimuth (°)	Height (m)	Comments
802.11ax HEW80_Nss1,(MCS0)_4TX	-	-	-	-	-	-	-	-	-	-	-
5775MHz	Pass	PK	43.58M	36.72	40.00	-3.28	3	Vertical	0	1.00	-
5775MHz	Pass	PK	99.84M	36.25	43.50	-7.25	3	Vertical	0	1.00	-
5775MHz	Pass	PK	375.32M	36.44	46.00	-9.56	3	Vertical	0	1.00	-
5775MHz	Pass	PK	625.58M	38.57	46.00	-7.43	3	Vertical	0	1.00	-
5775MHz	Pass	PK	701.24M	37.80	46.00	-8.20	3	Vertical	0	1.00	-
5775MHz	Pass	QP	136.7M	41.75	43.50	-1.75	3	Vertical	164	1.00	-
5775MHz	Pass	PK	64.92M	34.77	40.00	-5.23	3	Horizontal	0	1.00	-
5775MHz	Pass	PK	233.7M	41.72	46.00	-4.28	3	Horizontal	0	1.00	-
5775MHz	Pass	PK	375.32M	42.52	46.00	-3.48	3	Horizontal	0	1.00	-
5775MHz	Pass	PK	499.48M	33.93	46.00	-12.07	3	Horizontal	0	1.00	-
5775MHz	Pass	PK	701.24M	40.18	46.00	-5.82	3	Horizontal	0	1.00	-
5775MHz	Pass	QP	136.7M	40.19	43.50	-3.31	3	Horizontal	138	1.74	-

802.11ax HEW80_Nss1,(MCS0)_4TX

5775MHz_Test Fixture

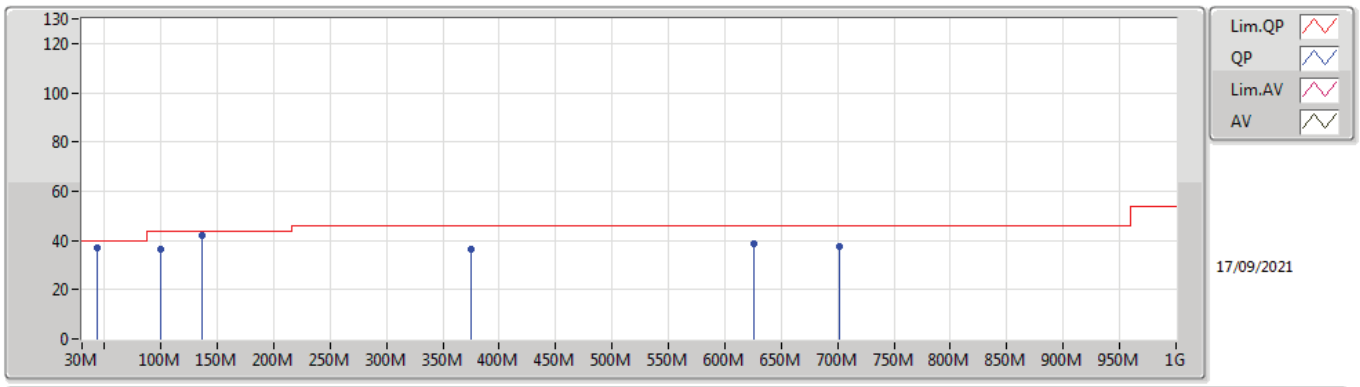

Type	Freq	Level	Limit	Margin	Factor	Dist	Condition	Azimuth	Height	Comment	Raw	AF	CL	PA
	(Hz)	(dBuV/m)	(dBuV/m)	(dB)	(dB)	(m)		(°)	(m)		(dBuV)	(dB)	(dB)	(dB)
PK	43.58M	36.72	40.00	-3.28	-10.53	3	Vertical	0	1.00	-	47.25	16.00	1.07	27.60
PK	99.84M	36.25	43.50	-7.25	-9.49	3	Vertical	0	1.00	-	45.74	16.20	1.70	27.39
PK	375.32M	36.44	46.00	-9.56	-3.64	3	Vertical	0	1.00	-	40.08	20.12	3.36	27.12
PK	625.58M	38.57	46.00	-7.43	0.41	3	Vertical	0	1.00	-	38.16	24.09	4.42	28.10
PK	701.24M	37.80	46.00	-8.20	1.00	3	Vertical	0	1.00	-	36.80	24.42	4.63	28.05
QP	136.7M	41.75	43.50	-1.75	-8.53	3	Vertical	164	1.00	-	50.28	16.79	1.97	27.29

802.11ax HEW80_Nss1,(MCS0)_4TX

5775MHz_Test Fixture

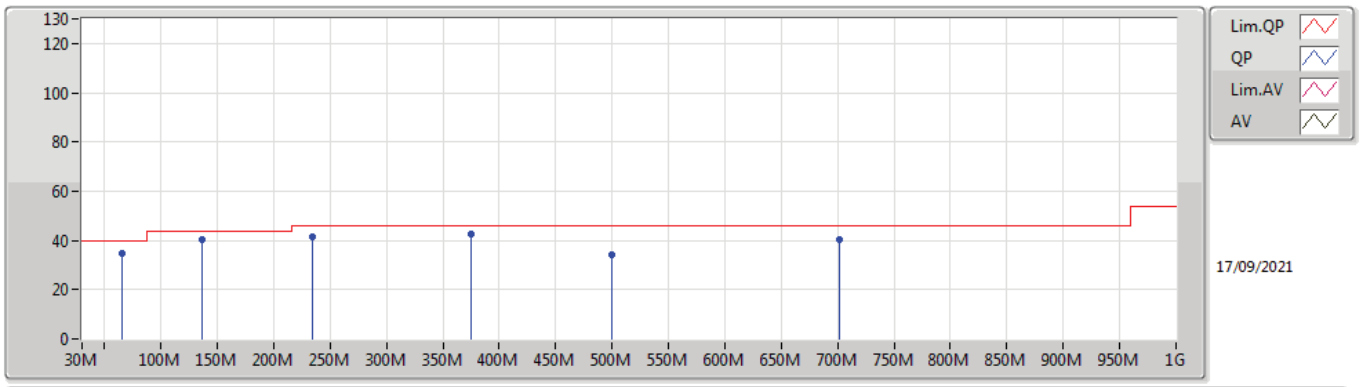

Type	Freq	Level	Limit	Margin	Factor	Dist	Condition	Azimuth	Height	Comment	Raw	AF	CL	PA
	(Hz)	(dBuV/m)	(dBuV/m)	(dB)	(dB)	(m)		(°)	(m)		(dBuV)	(dB)	(dB)	(dB)
PK	64.92M	34.77	40.00	-5.23	-14.83	3	Horizontal	0	1.00	-	49.60	11.40	1.36	27.59
PK	233.7M	41.72	46.00	-4.28	-8.44	3	Horizontal	0	1.00	-	50.16	15.81	2.58	26.83
PK	375.32M	42.52	46.00	-3.48	-3.64	3	Horizontal	0	1.00	-	46.16	20.12	3.36	27.12
PK	499.48M	33.93	46.00	-12.07	-1.06	3	Horizontal	0	1.00	-	34.99	22.75	3.87	27.68
PK	701.24M	40.18	46.00	-5.82	1.00	3	Horizontal	0	1.00	-	39.18	24.42	4.63	28.05
QP	136.7M	40.19	43.50	-3.31	-8.53	3	Horizontal	138	1.74	-	48.72	16.79	1.97	27.29

Summary

Mode	Result	Type	Freq (Hz)	Level (dBuV/m)	Limit (dBuV/m)	Margin (dB)	Dist (m)	Condition	Azimuth (°)	Height (m)	Comments
5.15-5.25GHz	-	-	-	-	-	-	-	-	-	-	-
802.11a_Nss1,(6Mbps)_4TX	Pass	AV	15.71718G	53.65	54.00	-0.35	3	Vertical	301	1.12	-
802.11ax HEW20_Nss1,(MCS0)_4TX	Pass	AV	15.54528G	53.58	54.00	-0.42	3	Vertical	137	3.00	-
802.11ax HEW40_Nss1,(MCS0)_4TX	Pass	AV	15.57498G	53.19	54.00	-0.81	3	Vertical	291	1.97	-
802.11ax HEW80_Nss1,(MCS0)_4TX	Pass	AV	5.15G	53.81	54.00	-0.19	3	Vertical	316	2.29	-
802.11ax HEW80+80_Nss1,(MCS0)_4TX	Pass	AV	5.15G	48.02	54.00	-5.98	3	Vertical	144	1.38	-
5.725-5.85GHz	-	-	-	-	-	-	-	-	-	-	-
802.11a_Nss1,(6Mbps)_4TX	Pass	AV	11.65006G	53.68	54.00	-0.32	3	Horizontal	306	1.00	-
802.11ax HEW20_Nss1,(MCS0)_4TX	Pass	AV	11.57018G	53.75	54.00	-0.25	3	Horizontal	305	1.14	-
802.11ax HEW40_Nss1,(MCS0)_4TX	Pass	AV	11.59024G	53.80	54.00	-0.20	3	Horizontal	307	1.14	-
802.11ax HEW80_Nss1,(MCS0)_4TX	Pass	AV	11.55006G	50.50	54.00	-3.50	3	Vertical	349	3.00	-
802.11ax HEW80+80_Nss1,(MCS0)_4TX	Pass	AV	11.55648G	53.26	54.00	-0.74	3	Vertical	303	2.00	-

Result

Mode	Result	Type	Freq (Hz)	Level (dBuV/m)	Limit (dBuV/m)	Margin (dB)	Dist (m)	Condition	Azimuth (°)	Height (m)	Comments
802.11a_Nss1,(6Mbps)_4TX	-	-	-	-	-	-	-	-	-	-	-
5180MHz	Pass	AV	5.1496G	47.47	54.00	-6.53	3	Vertical	129	1.18	-
5180MHz	Pass	AV	5.1782G	106.99	Inf	-Inf	3	Vertical	129	1.18	-
5180MHz	Pass	PK	5.1476G	61.61	74.00	-12.39	3	Vertical	129	1.18	-
5180MHz	Pass	PK	5.1784G	115.51	Inf	-Inf	3	Vertical	129	1.18	-
5180MHz	Pass	AV	5.1494G	41.79	54.00	-12.21	3	Horizontal	260	1.29	-
5180MHz	Pass	AV	5.177G	88.54	Inf	-Inf	3	Horizontal	260	1.29	-
5180MHz	Pass	PK	5.1468G	53.09	74.00	-20.91	3	Horizontal	260	1.29	-
5180MHz	Pass	PK	5.1852G	98.55	Inf	-Inf	3	Horizontal	260	1.29	-
5180MHz	Pass	AV	15.5418G	52.50	54.00	-1.50	3	Vertical	154	3.00	-
5180MHz	Pass	PK	10.36162G	55.77	68.20	-12.43	3	Vertical	145	3.00	-
5180MHz	Pass	PK	15.54198G	67.89	74.00	-6.11	3	Vertical	154	3.00	-
5180MHz	Pass	AV	15.54324G	51.37	54.00	-2.63	3	Horizontal	21	2.74	-
5180MHz	Pass	PK	10.36414G	54.56	68.20	-13.64	3	Horizontal	159	3.00	-
5180MHz	Pass	PK	15.54396G	67.28	74.00	-6.72	3	Horizontal	21	2.74	-
5200MHz	Pass	AV	5.1496G	43.70	54.00	-10.30	3	Vertical	193	1.15	-
5200MHz	Pass	AV	5.2048G	100.89	Inf	-Inf	3	Vertical	193	1.15	-
5200MHz	Pass	PK	5.1224G	53.81	74.00	-20.19	3	Vertical	193	1.15	-
5200MHz	Pass	PK	5.2056G	109.46	Inf	-Inf	3	Vertical	193	1.15	-
5200MHz	Pass	AV	5.1452G	42.15	54.00	-11.85	3	Horizontal	300	1.00	-
5200MHz	Pass	AV	5.1996G	97.22	Inf	-Inf	3	Horizontal	300	1.00	-
5200MHz	Pass	PK	5.1124G	54.07	74.00	-19.93	3	Horizontal	300	1.00	-
5200MHz	Pass	PK	5.1996G	105.18	Inf	-Inf	3	Horizontal	300	1.00	-
5200MHz	Pass	AV	15.60222G	53.37	54.00	-0.63	3	Vertical	154	3.00	-
5200MHz	Pass	PK	10.41182G	54.10	68.20	-14.10	3	Vertical	75	1.03	-
5200MHz	Pass	PK	15.60204G	69.05	74.00	-4.95	3	Vertical	154	3.00	-
5200MHz	Pass	AV	15.60318G	47.73	54.00	-6.27	3	Horizontal	176	3.00	-
5200MHz	Pass	PK	10.40888G	54.09	68.20	-14.11	3	Horizontal	0	1.04	-
5200MHz	Pass	PK	15.60288G	63.01	74.00	-10.99	3	Horizontal	176	3.00	-
5240MHz	Pass	AV	5.1488G	42.45	54.00	-11.55	3	Vertical	104	1.35	-
5240MHz	Pass	AV	5.2328G	101.91	Inf	-Inf	3	Vertical	104	1.35	-
5240MHz	Pass	AV	5.3528G	41.80	54.00	-12.20	3	Vertical	104	1.35	-
5240MHz	Pass	PK	5.1458G	53.17	74.00	-20.83	3	Vertical	104	1.35	-
5240MHz	Pass	PK	5.2328G	109.50	Inf	-Inf	3	Vertical	104	1.35	-
5240MHz	Pass	PK	5.3678G	52.47	74.00	-21.53	3	Vertical	104	1.35	-
5240MHz	Pass	AV	5.1494G	41.56	54.00	-12.44	3	Horizontal	300	1.16	-
5240MHz	Pass	AV	5.2454G	96.51	Inf	-Inf	3	Horizontal	300	1.16	-
5240MHz	Pass	AV	5.384G	41.12	54.00	-12.88	3	Horizontal	300	1.16	-
5240MHz	Pass	PK	5.1116G	52.53	74.00	-21.47	3	Horizontal	300	1.16	-
5240MHz	Pass	PK	5.2454G	104.04	Inf	-Inf	3	Horizontal	300	1.16	-
5240MHz	Pass	PK	5.3828G	52.36	74.00	-21.64	3	Horizontal	300	1.16	-
5240MHz	Pass	AV	15.71718G	53.65	54.00	-0.35	3	Vertical	301	1.12	-
5240MHz	Pass	PK	10.48474G	54.94	68.20	-13.26	3	Vertical	180	2.16	-
5240MHz	Pass	PK	15.71634G	68.88	74.00	-5.12	3	Vertical	301	1.12	-
5240MHz	Pass	AV	15.71682G	50.79	54.00	-3.21	3	Horizontal	171	2.25	-
5240MHz	Pass	PK	10.48168G	55.36	68.20	-12.84	3	Horizontal	93	1.50	-
5240MHz	Pass	PK	15.72726G	65.52	74.00	-8.48	3	Horizontal	171	2.25	-
5745MHz	Pass	AV	5.7498G	100.52	Inf	-Inf	3	Vertical	306	1.00	-
5745MHz	Pass	PK	5.547G	53.67	68.20	-14.53	3	Vertical	306	1.00	-
5745MHz	Pass	PK	5.7498G	107.91	Inf	-Inf	3	Vertical	306	1.00	-
5745MHz	Pass	PK	6.0246G	53.72	68.20	-14.48	3	Vertical	306	1.00	-
5745MHz	Pass	AV	5.751G	94.66	Inf	-Inf	3	Horizontal	313	2.32	-
5745MHz	Pass	PK	5.619G	52.69	68.20	-15.51	3	Horizontal	313	2.32	-
5745MHz	Pass	PK	5.751G	102.69	Inf	-Inf	3	Horizontal	313	2.32	-
5745MHz	Pass	PK	5.9838G	53.92	68.20	-14.28	3	Horizontal	313	2.32	-
5745MHz	Pass	AV	11.49054G	52.89	54.00	-1.11	3	Vertical	174	3.00	-
5745MHz	Pass	PK	11.49018G	65.04	74.00	-8.96	3	Vertical	174	3.00	-
5745MHz	Pass	PK	17.2341G	61.68	68.20	-6.52	3	Vertical	155	2.47	-
5745MHz	Pass	AV	11.49072G	53.39	54.00	-0.61	3	Horizontal	309	1.00	-
5745MHz	Pass	PK	11.4906G	65.42	74.00	-8.58	3	Horizontal	309	1.00	-
5745MHz	Pass	PK	17.2404G	62.31	68.20	-5.89	3	Horizontal	149	2.65	-

Mode	Result	Type	Freq (Hz)	Level (dBuV/m)	Limit (dBuV/m)	Margin (dB)	Dist (m)	Condition	Azimuth (°)	Height (m)	Comments
5785MHz	Pass	AV	5.7922G	97.57	Inf	-Inf	3	Vertical	129	1.06	-
5785MHz	Pass	PK	5.5786G	52.78	68.20	-15.42	3	Vertical	129	1.06	-
5785MHz	Pass	PK	5.791G	105.29	Inf	-Inf	3	Vertical	129	1.06	-
5785MHz	Pass	PK	5.9662G	54.57	68.20	-13.63	3	Vertical	129	1.06	-
5785MHz	Pass	AV	5.7802G	89.46	Inf	-Inf	3	Horizontal	261	2.32	-
5785MHz	Pass	PK	5.5006G	52.69	68.20	-15.51	3	Horizontal	261	2.32	-
5785MHz	Pass	PK	5.7814G	98.09	Inf	-Inf	3	Horizontal	261	2.32	-
5785MHz	Pass	PK	6.043G	53.97	68.20	-14.23	3	Horizontal	261	2.32	-
5785MHz	Pass	AV	11.57012G	51.14	54.00	-2.86	3	Vertical	174	2.98	-
5785MHz	Pass	PK	11.56982G	63.40	74.00	-10.60	3	Vertical	174	2.98	-
5785MHz	Pass	PK	17.35638G	59.29	68.20	-8.91	3	Vertical	276	1.67	-
5785MHz	Pass	AV	11.56994G	53.04	54.00	-0.96	3	Horizontal	306	1.10	-
5785MHz	Pass	PK	11.57024G	66.26	74.00	-7.74	3	Horizontal	306	1.10	-
5785MHz	Pass	PK	17.34552G	59.21	68.20	-8.99	3	Horizontal	88	2.40	-
5825MHz	Pass	AV	5.8178G	93.26	Inf	-Inf	3	Vertical	332	1.23	-
5825MHz	Pass	PK	5.6138G	52.94	68.20	-15.26	3	Vertical	332	1.23	-
5825MHz	Pass	PK	5.8178G	100.70	Inf	-Inf	3	Vertical	332	1.23	-
5825MHz	Pass	PK	5.9798G	53.69	68.20	-14.51	3	Vertical	332	1.23	-
5825MHz	Pass	AV	5.8322G	86.05	Inf	-Inf	3	Horizontal	74	1.11	-
5825MHz	Pass	PK	5.5826G	52.95	68.20	-15.25	3	Horizontal	74	1.11	-
5825MHz	Pass	PK	5.8334G	94.11	Inf	-Inf	3	Horizontal	74	1.11	-
5825MHz	Pass	PK	5.951G	53.72	68.20	-14.48	3	Horizontal	74	1.11	-
5825MHz	Pass	AV	11.65018G	51.32	54.00	-2.68	3	Vertical	175	2.17	-
5825MHz	Pass	PK	11.6503G	63.53	74.00	-10.47	3	Vertical	175	2.17	-
5825MHz	Pass	PK	17.47734G	59.28	68.20	-8.92	3	Vertical	227	1.50	-
5825MHz	Pass	AV	11.65006G	53.68	54.00	-0.32	3	Horizontal	306	1.00	-
5825MHz	Pass	PK	11.64982G	65.33	74.00	-8.67	3	Horizontal	306	1.00	-
5825MHz	Pass	PK	17.47278G	59.60	68.20	-8.60	3	Horizontal	244	1.68	-
802.11ax HEW20_Nss1,(MCS0)_4TX	-	-	-	-	-	-	-	-	-	-	-
5180MHz	Pass	AV	5.1498G	51.95	54.00	-2.05	3	Vertical	175	1.05	-
5180MHz	Pass	AV	5.1808G	106.09	Inf	-Inf	3	Vertical	175	1.05	-
5180MHz	Pass	PK	5.1476G	64.39	74.00	-9.61	3	Vertical	175	1.05	-
5180MHz	Pass	PK	5.181G	115.20	Inf	-Inf	3	Vertical	175	1.05	-
5180MHz	Pass	AV	5.1472G	47.13	54.00	-6.87	3	Horizontal	101	1.63	-
5180MHz	Pass	AV	5.179G	96.76	Inf	-Inf	3	Horizontal	101	1.63	-
5180MHz	Pass	PK	5.147G	58.28	74.00	-15.72	3	Horizontal	101	1.63	-
5180MHz	Pass	PK	5.1838G	106.13	Inf	-Inf	3	Horizontal	101	1.63	-
5180MHz	Pass	AV	15.54528G	53.58	54.00	-0.42	3	Vertical	137	3.00	-
5180MHz	Pass	PK	10.3552G	55.66	68.20	-12.54	3	Vertical	143	3.00	-
5180MHz	Pass	PK	15.54048G	65.46	74.00	-8.54	3	Vertical	137	3.00	-
5180MHz	Pass	AV	15.53802G	52.11	54.00	-1.89	3	Horizontal	16	2.29	-
5180MHz	Pass	PK	10.36144G	56.68	68.20	-11.52	3	Horizontal	165	3.00	-
5180MHz	Pass	PK	15.55242G	64.88	74.00	-9.12	3	Horizontal	16	2.29	-
5200MHz	Pass	AV	5.148G	50.16	54.00	-3.84	3	Vertical	283	1.26	-
5200MHz	Pass	AV	5.2012G	106.68	Inf	-Inf	3	Vertical	283	1.26	-
5200MHz	Pass	PK	5.1496G	62.24	74.00	-11.76	3	Vertical	283	1.26	-
5200MHz	Pass	PK	5.2012G	116.07	Inf	-Inf	3	Vertical	283	1.26	-
5200MHz	Pass	AV	5.1468G	46.49	54.00	-7.51	3	Horizontal	301	1.01	-
5200MHz	Pass	AV	5.2032G	102.72	Inf	-Inf	3	Horizontal	301	1.01	-
5200MHz	Pass	PK	5.1464G	57.37	74.00	-16.63	3	Horizontal	301	1.01	-
5200MHz	Pass	PK	5.1984G	112.68	Inf	-Inf	3	Horizontal	301	1.01	-
5200MHz	Pass	AV	15.60216G	53.14	54.00	-0.86	3	Vertical	168	3.00	-
5200MHz	Pass	PK	10.38668G	54.73	68.20	-13.47	3	Vertical	318	3.00	-
5200MHz	Pass	PK	15.59928G	65.67	74.00	-8.33	3	Vertical	168	3.00	-
5200MHz	Pass	AV	15.60276G	53.24	54.00	-0.76	3	Horizontal	323	1.10	-
5200MHz	Pass	PK	10.40108G	53.83	68.20	-14.37	3	Horizontal	360	1.47	-
5200MHz	Pass	PK	15.5991G	66.24	74.00	-7.76	3	Horizontal	323	1.10	-
5240MHz	Pass	AV	5.1464G	44.39	54.00	-9.61	3	Vertical	103	1.34	-
5240MHz	Pass	AV	5.243G	102.49	Inf	-Inf	3	Vertical	103	1.34	-
5240MHz	Pass	AV	5.363G	43.98	54.00	-10.02	3	Vertical	103	1.34	-
5240MHz	Pass	PK	5.1152G	53.14	74.00	-20.86	3	Vertical	103	1.34	-
5240MHz	Pass	PK	5.2442G	110.63	Inf	-Inf	3	Vertical	103	1.34	-

Mode	Result	Type	Freq (Hz)	Level (dBuV/m)	Limit (dBuV/m)	Margin (dB)	Dist (m)	Condition	Azimuth (°)	Height (m)	Comments
5240MHz	Pass	PK	5.3594G	53.18	74.00	-20.82	3	Vertical	103	1.34	-
5240MHz	Pass	AV	5.1002G	43.75	54.00	-10.25	3	Horizontal	102	1.49	-
5240MHz	Pass	AV	5.24G	94.07	Inf	-Inf	3	Horizontal	102	1.49	-
5240MHz	Pass	AV	5.3798G	43.30	54.00	-10.70	3	Horizontal	102	1.49	-
5240MHz	Pass	PK	5.1242G	53.34	74.00	-20.66	3	Horizontal	102	1.49	-
5240MHz	Pass	PK	5.2394G	103.00	Inf	-Inf	3	Horizontal	102	1.49	-
5240MHz	Pass	PK	5.3888G	52.22	74.00	-21.78	3	Horizontal	102	1.49	-
5240MHz	Pass	AV	15.72396G	52.54	54.00	-1.46	3	Vertical	317	1.86	-
5240MHz	Pass	PK	10.47286G	55.08	68.20	-13.12	3	Vertical	230	1.50	-
5240MHz	Pass	PK	15.72246G	65.77	74.00	-8.23	3	Vertical	317	1.86	-
5240MHz	Pass	AV	15.71748G	53.02	54.00	-0.98	3	Horizontal	305	2.01	-
5240MHz	Pass	PK	10.48036G	54.93	68.20	-13.27	3	Horizontal	135	1.50	-
5240MHz	Pass	PK	15.70938G	65.28	74.00	-8.72	3	Horizontal	305	2.01	-
5745MHz	Pass	AV	5.7426G	99.97	Inf	-Inf	3	Vertical	128	2.22	-
5745MHz	Pass	PK	5.565G	53.21	68.20	-14.99	3	Vertical	128	2.22	-
5745MHz	Pass	PK	5.7486G	107.24	Inf	-Inf	3	Vertical	128	2.22	-
5745MHz	Pass	PK	6.0246G	53.98	68.20	-14.22	3	Vertical	128	2.22	-
5745MHz	Pass	AV	5.7414G	93.34	Inf	-Inf	3	Horizontal	260	1.34	-
5745MHz	Pass	PK	5.5626G	53.54	68.20	-14.66	3	Horizontal	260	1.34	-
5745MHz	Pass	PK	5.7474G	101.44	Inf	-Inf	3	Horizontal	260	1.34	-
5745MHz	Pass	PK	6.0066G	54.10	68.20	-14.10	3	Horizontal	260	1.34	-
5745MHz	Pass	AV	11.49006G	52.13	54.00	-1.87	3	Vertical	174	3.00	-
5745MHz	Pass	PK	11.49036G	62.54	74.00	-11.46	3	Vertical	174	3.00	-
5745MHz	Pass	PK	17.24658G	58.68	68.20	-9.52	3	Vertical	92	1.27	-
5745MHz	Pass	AV	11.48988G	53.36	54.00	-0.64	3	Horizontal	312	1.08	-
5745MHz	Pass	PK	11.49G	61.55	74.00	-12.45	3	Horizontal	312	1.08	-
5745MHz	Pass	PK	17.23134G	59.38	68.20	-8.82	3	Horizontal	69	1.09	-
5785MHz	Pass	AV	5.7874G	94.54	Inf	-Inf	3	Vertical	129	2.15	-
5785MHz	Pass	PK	5.5162G	52.84	68.20	-15.36	3	Vertical	129	2.15	-
5785MHz	Pass	PK	5.7778G	102.97	Inf	-Inf	3	Vertical	129	2.15	-
5785MHz	Pass	PK	6.0274G	53.19	68.20	-15.01	3	Vertical	129	2.15	-
5785MHz	Pass	AV	5.7874G	89.19	Inf	-Inf	3	Horizontal	258	1.35	-
5785MHz	Pass	PK	5.641G	52.45	68.20	-15.75	3	Horizontal	258	1.35	-
5785MHz	Pass	PK	5.7874G	97.31	Inf	-Inf	3	Horizontal	258	1.35	-
5785MHz	Pass	PK	5.9314G	53.20	68.20	-15.00	3	Horizontal	258	1.35	-
5785MHz	Pass	AV	11.57G	52.26	54.00	-1.74	3	Vertical	174	3.00	-
5785MHz	Pass	PK	11.57024G	60.85	74.00	-13.15	3	Vertical	174	3.00	-
5785MHz	Pass	PK	17.35074G	59.05	68.20	-9.15	3	Vertical	289	1.88	-
5785MHz	Pass	AV	11.57018G	53.75	54.00	-0.25	3	Horizontal	305	1.14	-
5785MHz	Pass	PK	11.57036G	62.58	74.00	-11.42	3	Horizontal	305	1.14	-
5785MHz	Pass	PK	17.36142G	58.59	68.20	-9.61	3	Horizontal	180	2.43	-
5825MHz	Pass	AV	5.8274G	95.61	Inf	-Inf	3	Vertical	14	1.48	-
5825MHz	Pass	PK	5.5694G	53.08	68.20	-15.12	3	Vertical	14	1.48	-
5825MHz	Pass	PK	5.8226G	104.82	Inf	-Inf	3	Vertical	14	1.48	-
5825MHz	Pass	PK	6.1022G	53.59	68.20	-14.61	3	Vertical	14	1.48	-
5825MHz	Pass	AV	5.8238G	86.77	Inf	-Inf	3	Horizontal	78	1.02	-
5825MHz	Pass	PK	5.6006G	52.65	68.20	-15.55	3	Horizontal	78	1.02	-
5825MHz	Pass	PK	5.8238G	94.49	Inf	-Inf	3	Horizontal	78	1.02	-
5825MHz	Pass	PK	6.0266G	53.56	68.20	-14.64	3	Horizontal	78	1.02	-
5825MHz	Pass	AV	11.65018G	50.68	54.00	-3.32	3	Vertical	174	1.42	-
5825MHz	Pass	PK	11.65012G	59.87	74.00	-14.13	3	Vertical	174	1.42	-
5825MHz	Pass	PK	17.4735G	59.80	68.20	-8.40	3	Vertical	76	2.95	-
5825MHz	Pass	AV	11.65018G	53.49	54.00	-0.51	3	Horizontal	307	1.12	-
5825MHz	Pass	PK	11.6503G	62.36	74.00	-11.64	3	Horizontal	307	1.12	-
5825MHz	Pass	PK	17.4711G	59.74	68.20	-8.46	3	Horizontal	116	1.44	-
802.11ax HEW40_Nss1,(MCS0)_4TX	-	-	-	-	-	-	-	-	-	-	-
5190MHz	Pass	AV	5.1448G	50.44	54.00	-3.56	3	Vertical	102	1.49	-
5190MHz	Pass	AV	5.1916G	100.77	Inf	-Inf	3	Vertical	102	1.49	-
5190MHz	Pass	PK	5.1444G	62.60	74.00	-11.40	3	Vertical	102	1.49	-
5190MHz	Pass	PK	5.1888G	109.07	Inf	-Inf	3	Vertical	102	1.49	-
5190MHz	Pass	AV	5.144G	49.82	54.00	-4.18	3	Horizontal	299	1.07	-
5190MHz	Pass	AV	5.192G	98.12	Inf	-Inf	3	Horizontal	299	1.07	-

Mode	Result	Type	Freq (Hz)	Level (dBuV/m)	Limit (dBuV/m)	Margin (dB)	Dist (m)	Condition	Azimuth (°)	Height (m)	Comments
5190MHz	Pass	PK	5.1448G	60.34	74.00	-13.66	3	Horizontal	299	1.07	-
5190MHz	Pass	PK	5.182G	106.16	Inf	-Inf	3	Horizontal	299	1.07	-
5190MHz	Pass	AV	15.57498G	53.19	54.00	-0.81	3	Vertical	291	1.97	-
5190MHz	Pass	PK	10.3899G	53.69	68.20	-14.51	3	Vertical	25	1.50	-
5190MHz	Pass	PK	15.57516G	65.64	74.00	-8.36	3	Vertical	291	1.97	-
5190MHz	Pass	AV	15.57522G	52.66	54.00	-1.34	3	Horizontal	323	1.17	-
5190MHz	Pass	PK	10.38528G	54.25	68.20	-13.95	3	Horizontal	234	1.17	-
5190MHz	Pass	PK	15.58104G	63.76	74.00	-10.24	3	Horizontal	323	1.17	-
5230MHz	Pass	AV	5.1492G	45.81	54.00	-8.19	3	Vertical	103	1.18	-
5230MHz	Pass	AV	5.2312G	103.23	Inf	-Inf	3	Vertical	103	1.18	-
5230MHz	Pass	PK	5.1308G	54.70	74.00	-19.30	3	Vertical	103	1.18	-
5230MHz	Pass	PK	5.2416G	111.03	Inf	-Inf	3	Vertical	103	1.18	-
5230MHz	Pass	AV	5.1488G	44.11	54.00	-9.89	3	Horizontal	103	3.00	-
5230MHz	Pass	AV	5.2292G	93.78	Inf	-Inf	3	Horizontal	103	3.00	-
5230MHz	Pass	PK	5.138G	52.39	74.00	-21.61	3	Horizontal	103	3.00	-
5230MHz	Pass	PK	5.2244G	101.53	Inf	-Inf	3	Horizontal	103	3.00	-
5230MHz	Pass	AV	15.69834G	53.12	54.00	-0.88	3	Vertical	317	1.20	-
5230MHz	Pass	PK	10.46438G	54.94	68.20	-13.26	3	Vertical	106	1.67	-
5230MHz	Pass	PK	15.68244G	65.58	74.00	-8.42	3	Vertical	317	1.20	-
5230MHz	Pass	AV	15.6933G	52.27	54.00	-1.73	3	Horizontal	303	1.21	-
5230MHz	Pass	PK	10.44512G	54.31	68.20	-13.89	3	Horizontal	172	1.50	-
5230MHz	Pass	PK	15.68874G	64.15	74.00	-9.85	3	Horizontal	303	1.21	-
5755MHz	Pass	AV	5.7562G	96.71	Inf	-Inf	3	Vertical	151	1.14	-
5755MHz	Pass	PK	5.617G	53.87	68.20	-14.33	3	Vertical	151	1.14	-
5755MHz	Pass	PK	5.7538G	104.92	Inf	-Inf	3	Vertical	151	1.14	-
5755MHz	Pass	PK	6.0202G	53.60	68.20	-14.60	3	Vertical	151	1.14	-
5755MHz	Pass	AV	5.7574G	92.76	Inf	-Inf	3	Horizontal	79	1.31	-
5755MHz	Pass	PK	5.5654G	53.07	68.20	-15.13	3	Horizontal	79	1.31	-
5755MHz	Pass	PK	5.7574G	99.38	Inf	-Inf	3	Horizontal	79	1.31	-
5755MHz	Pass	PK	5.9902G	52.79	68.20	-15.41	3	Horizontal	79	1.31	-
5755MHz	Pass	AV	11.51012G	51.40	54.00	-2.60	3	Vertical	174	3.00	-
5755MHz	Pass	PK	11.51042G	60.08	74.00	-13.92	3	Vertical	174	3.00	-
5755MHz	Pass	PK	17.26662G	59.48	68.20	-8.72	3	Vertical	289	1.84	-
5755MHz	Pass	AV	11.51024G	53.48	54.00	-0.52	3	Horizontal	306	1.06	-
5755MHz	Pass	PK	11.5151G	62.52	74.00	-11.48	3	Horizontal	306	1.06	-
5755MHz	Pass	PK	17.25906G	58.11	68.20	-10.09	3	Horizontal	197	2.07	-
5795MHz	Pass	AV	5.7902G	95.49	Inf	-Inf	3	Vertical	129	1.08	-
5795MHz	Pass	PK	5.5946G	52.74	68.20	-15.46	3	Vertical	129	1.08	-
5795MHz	Pass	PK	5.7902G	104.63	Inf	-Inf	3	Vertical	129	1.08	-
5795MHz	Pass	PK	5.951G	54.34	68.20	-13.86	3	Vertical	129	1.08	-
5795MHz	Pass	AV	5.7938G	88.98	Inf	-Inf	3	Horizontal	258	1.22	-
5795MHz	Pass	PK	5.5538G	52.11	68.20	-16.09	3	Horizontal	258	1.22	-
5795MHz	Pass	PK	5.8034G	97.76	Inf	-Inf	3	Horizontal	258	1.22	-
5795MHz	Pass	PK	5.9834G	53.56	68.20	-14.64	3	Horizontal	258	1.22	-
5795MHz	Pass	AV	11.59036G	51.56	54.00	-2.44	3	Vertical	174	2.97	-
5795MHz	Pass	PK	11.60068G	60.16	74.00	-13.84	3	Vertical	174	2.97	-
5795MHz	Pass	PK	17.38608G	59.32	68.20	-8.88	3	Vertical	289	1.83	-
5795MHz	Pass	AV	11.59024G	53.80	54.00	-0.20	3	Horizontal	307	1.14	-
5795MHz	Pass	PK	11.59036G	62.85	74.00	-11.15	3	Horizontal	307	1.14	-
5795MHz	Pass	PK	17.37078G	58.93	68.20	-9.27	3	Horizontal	95	1.14	-
802.11ax HEW80_Nss1,(MCS0)_4TX	-	-	-	-	-	-	-	-	-	-	-
5210MHz	Pass	AV	5.15G	53.81	54.00	-0.19	3	Vertical	316	2.29	-
5210MHz	Pass	AV	5.209G	99.63	Inf	-Inf	3	Vertical	316	2.29	-
5210MHz	Pass	AV	5.373G	44.05	54.00	-9.95	3	Vertical	316	2.29	-
5210MHz	Pass	PK	5.149G	61.64	74.00	-12.36	3	Vertical	316	2.29	-
5210MHz	Pass	PK	5.214G	109.65	Inf	-Inf	3	Vertical	316	2.29	-
5210MHz	Pass	PK	5.354G	53.95	74.00	-20.05	3	Vertical	316	2.29	-
5210MHz	Pass	AV	5.149G	45.76	54.00	-8.24	3	Horizontal	100	1.03	-
5210MHz	Pass	AV	5.208G	89.82	Inf	-Inf	3	Horizontal	100	1.03	-
5210MHz	Pass	AV	5.4G	43.62	54.00	-10.38	3	Horizontal	100	1.03	-
5210MHz	Pass	PK	5.148G	54.52	74.00	-19.48	3	Horizontal	100	1.03	-
5210MHz	Pass	PK	5.208G	99.16	Inf	-Inf	3	Horizontal	100	1.03	-

Mode	Result	Type	Freq (Hz)	Level (dBuV/m)	Limit (dBuV/m)	Margin (dB)	Dist (m)	Condition	Azimuth (°)	Height (m)	Comments
5210MHz	Pass	PK	5.434G	52.66	74.00	-21.34	3	Horizontal	100	1.03	-
5210MHz	Pass	AV	15.61932G	45.56	54.00	-8.44	3	Vertical	97	1.31	-
5210MHz	Pass	PK	10.43206G	54.19	68.20	-14.01	3	Vertical	82	1.37	-
5210MHz	Pass	PK	15.62544G	55.21	74.00	-18.79	3	Vertical	97	1.31	-
5210MHz	Pass	AV	15.61782G	45.41	54.00	-8.59	3	Horizontal	129	1.92	-
5210MHz	Pass	PK	10.4296G	54.48	68.20	-13.72	3	Horizontal	154	2.27	-
5210MHz	Pass	PK	15.63222G	54.64	74.00	-19.36	3	Horizontal	129	1.92	-
5775MHz	Pass	AV	5.7786G	94.09	Inf	-Inf	3	Vertical	9	1.50	-
5775MHz	Pass	PK	5.5722G	53.93	68.20	-14.27	3	Vertical	9	1.50	-
5775MHz	Pass	PK	5.7738G	103.49	Inf	-Inf	3	Vertical	9	1.50	-
5775MHz	Pass	PK	6.0174G	54.50	68.20	-13.70	3	Vertical	9	1.50	-
5775MHz	Pass	AV	5.7738G	87.40	Inf	-Inf	3	Horizontal	307	1.20	-
5775MHz	Pass	PK	5.5914G	53.97	68.20	-14.23	3	Horizontal	307	1.20	-
5775MHz	Pass	PK	5.769G	96.17	Inf	-Inf	3	Horizontal	307	1.20	-
5775MHz	Pass	PK	6.021G	54.01	68.20	-14.19	3	Horizontal	307	1.20	-
5775MHz	Pass	AV	11.55006G	50.50	54.00	-3.50	3	Vertical	349	3.00	-
5775MHz	Pass	PK	11.56482G	58.31	74.00	-15.69	3	Vertical	349	3.00	-
5775MHz	Pass	PK	17.32992G	58.72	68.20	-9.48	3	Vertical	184	3.00	-
5775MHz	Pass	AV	11.55012G	50.07	54.00	-3.93	3	Horizontal	306	1.00	-
5775MHz	Pass	PK	11.55006G	58.94	74.00	-15.06	3	Horizontal	306	1.00	-
5775MHz	Pass	PK	17.32614G	58.54	68.20	-9.66	3	Horizontal	204	1.18	-
802.11ax HEW80+80_Nss1,(MCS0)_4TX	-	-	-	-	-	-	-	-	-	-	-
#5210MHz,5775MHz	Pass	AV	5.15G	48.02	54.00	-5.98	3	Vertical	144	1.38	-
#5210MHz,5775MHz	Pass	AV	5.212G	91.46	Inf	-Inf	3	Vertical	144	1.38	-
#5210MHz,5775MHz	Pass	AV	5.421G	43.17	54.00	-10.83	3	Vertical	144	1.38	-
#5210MHz,5775MHz	Pass	PK	5.145G	56.35	74.00	-17.65	3	Vertical	144	1.38	-
#5210MHz,5775MHz	Pass	PK	5.213G	99.46	Inf	-Inf	3	Vertical	144	1.38	-
#5210MHz,5775MHz	Pass	PK	5.419G	52.58	74.00	-21.42	3	Vertical	144	1.38	-
#5210MHz,5775MHz	Pass	AV	5.129G	44.77	54.00	-9.23	3	Horizontal	92	1.34	-
#5210MHz,5775MHz	Pass	AV	5.209G	88.51	Inf	-Inf	3	Horizontal	92	1.34	-
#5210MHz,5775MHz	Pass	AV	5.407G	43.39	54.00	-10.61	3	Horizontal	92	1.34	-
#5210MHz,5775MHz	Pass	PK	5.126G	53.23	74.00	-20.77	3	Horizontal	92	1.34	-
#5210MHz,5775MHz	Pass	PK	5.209G	96.75	Inf	-Inf	3	Horizontal	92	1.34	-
#5210MHz,5775MHz	Pass	PK	5.39G	51.81	74.00	-22.19	3	Horizontal	92	1.34	-
#5210MHz,5775MHz	Pass	AV	15.67032G	45.58	54.00	-8.42	3	Vertical	310	1.90	-
#5210MHz,5775MHz	Pass	PK	10.40092G	54.22	68.20	-13.98	3	Vertical	125	2.40	-
#5210MHz,5775MHz	Pass	PK	15.6696G	55.19	74.00	-18.81	3	Vertical	310	1.90	-
#5210MHz,5775MHz	Pass	AV	15.58644G	45.82	54.00	-8.18	3	Horizontal	170	1.96	-
#5210MHz,5775MHz	Pass	PK	10.46176G	53.85	68.20	-14.35	3	Horizontal	42	2.03	-
#5210MHz,5775MHz	Pass	PK	15.6489G	55.16	74.00	-18.84	3	Horizontal	170	1.96	-
5210MHz,#5775MHz	Pass	AV	5.7678G	97.19	Inf	-Inf	3	Vertical	352	1.48	-
5210MHz,#5775MHz	Pass	PK	5.6502G	63.21	68.35	-5.14	3	Vertical	352	1.48	-
5210MHz,#5775MHz	Pass	PK	5.7702G	105.48	Inf	-Inf	3	Vertical	352	1.48	-
5210MHz,#5775MHz	Pass	PK	5.9274G	58.05	68.20	-10.15	3	Vertical	352	1.48	-
5210MHz,#5775MHz	Pass	AV	5.7702G	89.29	Inf	-Inf	3	Horizontal	246	1.34	-
5210MHz,#5775MHz	Pass	PK	5.6502G	55.68	68.35	-12.67	3	Horizontal	246	1.34	-
5210MHz,#5775MHz	Pass	PK	5.7702G	96.81	Inf	-Inf	3	Horizontal	246	1.34	-
5210MHz,#5775MHz	Pass	PK	5.9262G	54.00	68.20	-14.20	3	Horizontal	246	1.34	-
5210MHz,#5775MHz	Pass	AV	11.55648G	53.26	54.00	-0.74	3	Vertical	303	2.00	-
5210MHz,#5775MHz	Pass	PK	11.57808G	62.54	74.00	-11.46	3	Vertical	303	2.00	-
5210MHz,#5775MHz	Pass	PK	17.34372G	57.44	68.20	-10.76	3	Vertical	325	2.82	-
5210MHz,#5775MHz	Pass	AV	11.55864G	50.98	54.00	-3.02	3	Horizontal	323	2.13	-
5210MHz,#5775MHz	Pass	PK	11.57772G	59.52	74.00	-14.48	3	Horizontal	323	2.13	-
5210MHz,#5775MHz	Pass	PK	17.34318G	57.01	68.20	-11.19	3	Horizontal	86	1.16	-

802.11a_Nss1,(6Mbps)_4TX

5180MHz_TX

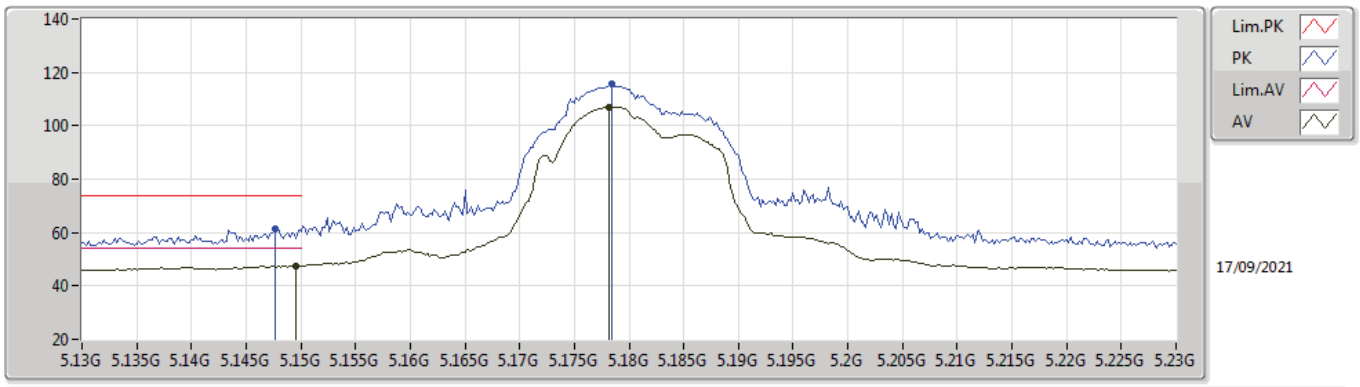

Type	Freq	Level	Limit	Margin	Factor	Dist	Condition	Azimuth	Height	Comment	Raw	AF	CL	PA
	(Hz)	(dBuV/m)	(dBuV/m)	(dB)	(dB)	(m)		(°)	(m)		(dBuV)	(dB)	(dB)	(dB)
AV	5.1496G	47.47	54.00	-6.53	4.05	3	Vertical	129	1.18	-	43.42	32.00	6.49	34.44
AV	5.1782G	106.99	Inf	-Inf	4.01	3	Vertical	129	1.18	-	102.98	31.94	6.51	34.44
PK	5.1476G	61.61	74.00	-12.39	4.05	3	Vertical	129	1.18	-	57.56	32.00	6.49	34.44
PK	5.1784G	115.51	Inf	-Inf	4.01	3	Vertical	129	1.18	-	111.50	31.94	6.51	34.44

802.11a_Nss1,(6Mbps)_4TX

5180MHz_TX

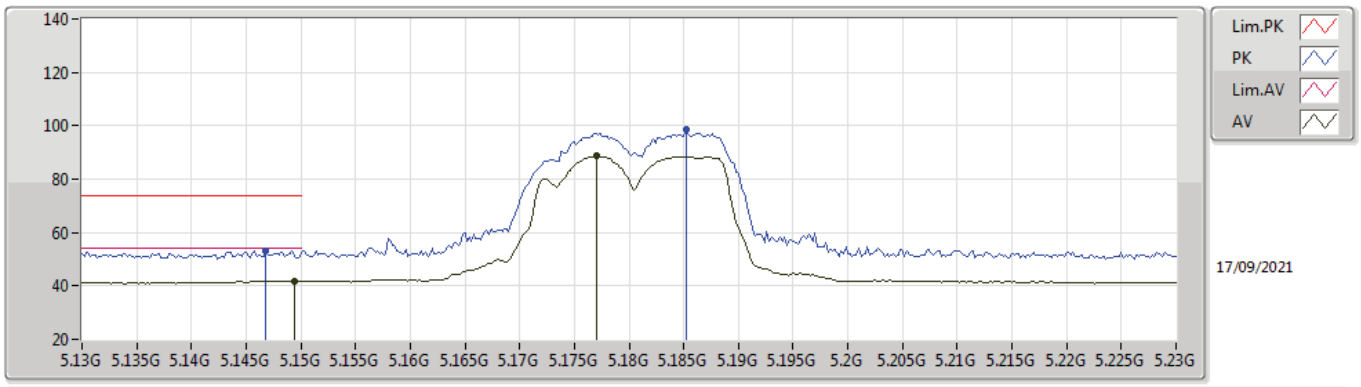

Type	Freq	Level	Limit	Margin	Factor	Dist	Condition	Azimuth	Height	Comment	Raw	AF	CL	PA
	(Hz)	(dBuV/m)	(dBuV/m)	(dB)	(dB)	(m)		(°)	(m)		(dBuV)	(dB)	(dB)	(dB)
AV	5.1494G	41.79	54.00	-12.21	4.05	3	Horizontal	260	1.29	-	37.74	32.00	6.49	34.44
AV	5.177G	88.54	Inf	-Inf	4.02	3	Horizontal	260	1.29	-	84.52	31.95	6.51	34.44
PK	5.1468G	53.09	74.00	-20.91	4.05	3	Horizontal	260	1.29	-	49.04	32.00	6.49	34.44
PK	5.1852G	98.55	Inf	-Inf	4.01	3	Horizontal	260	1.29	-	94.54	31.93	6.52	34.44

802.11a_Nss1,(6Mbps)_4TX

5180MHz_TX

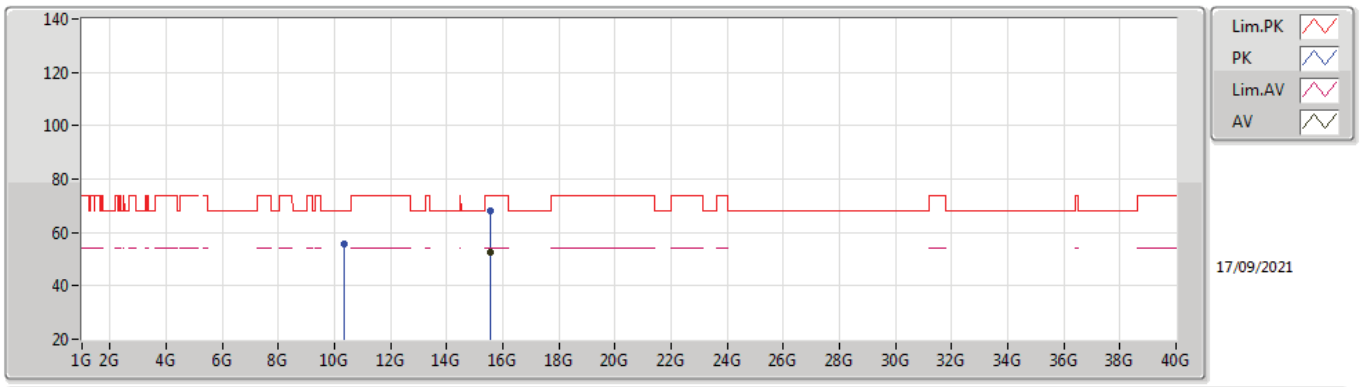

Type	Freq	Level	Limit	Margin	Factor	Dist	Condition	Azimuth	Height	Comment	Raw	AF	CL	PA
	(Hz)	(dBuV/m)	(dBuV/m)	(dB)	(dB)	(m)		(°)	(m)		(dBuV)	(dB)	(dB)	(dB)
AV	15.5418G	52.50	54.00	-1.50	15.21	3	Vertical	154	3.00	-	37.29	38.05	11.64	34.48
PK	10.36162G	55.77	68.20	-12.43	14.27	3	Vertical	145	3.00	-	41.50	39.45	9.51	34.69
PK	15.54198G	67.89	74.00	-6.11	15.21	3	Vertical	154	3.00	-	52.68	38.05	11.64	34.48

802.11a_Nss1,(6Mbps)_4TX

5180MHz_TX

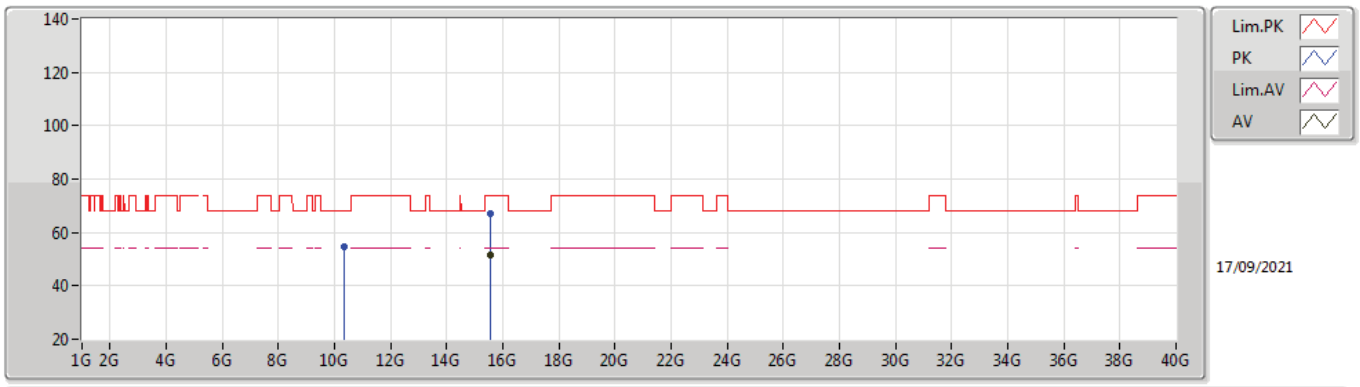

Type	Freq	Level	Limit	Margin	Factor	Dist	Condition	Azimuth	Height	Comment	Raw	AF	CL	PA
	(Hz)	(dBuV/m)	(dBuV/m)	(dB)	(dB)	(m)		(°)	(m)		(dBuV)	(dB)	(dB)	(dB)
AV	15.54324G	51.37	54.00	-2.63	15.20	3	Horizontal	21	2.74	-	36.17	38.04	11.64	34.48
PK	10.36414G	54.56	68.20	-13.64	14.28	3	Horizontal	159	3.00	-	40.28	39.46	9.51	34.69
PK	15.54396G	67.28	74.00	-6.72	15.20	3	Horizontal	21	2.74	-	52.08	38.04	11.64	34.48

802.11a_Nss1,(6Mbps)_4TX

5200MHz_TX

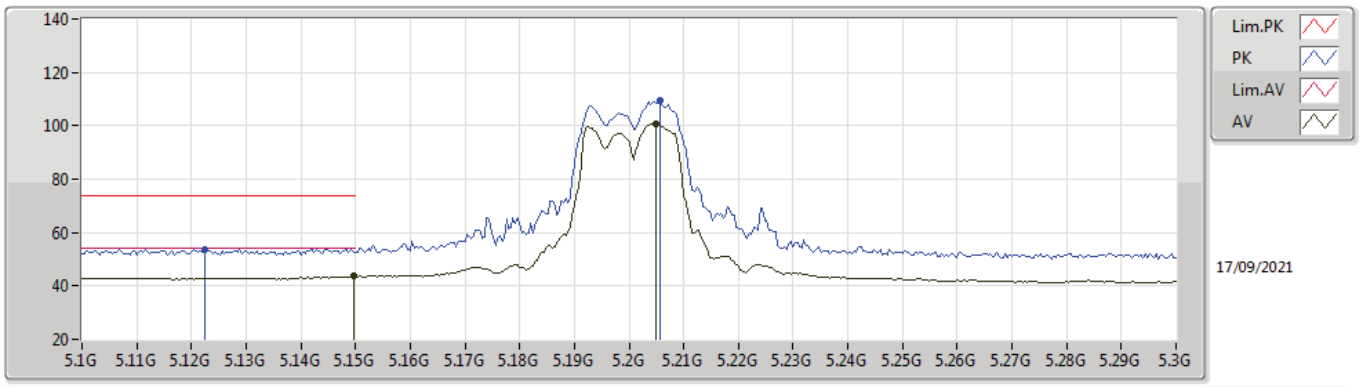

Type	Freq	Level	Limit	Margin	Factor	Dist	Condition	Azimuth	Height	Comment	Raw	AF	CL	PA
	(Hz)	(dBuV/m)	(dBuV/m)	(dB)	(dB)	(m)		(°)	(m)		(dBuV)	(dB)	(dB)	(dB)
AV	5.1496G	43.70	54.00	-10.30	4.05	3	Vertical	193	1.15	-	39.65	32.00	6.49	34.44
AV	5.2048G	100.89	Inf	-Inf	3.96	3	Vertical	193	1.15	-	96.93	31.86	6.54	34.44
PK	5.1224G	53.81	74.00	-20.19	4.03	3	Vertical	193	1.15	-	49.78	32.00	6.47	34.44
PK	5.2056G	109.46	Inf	-Inf	3.96	3	Vertical	193	1.15	-	105.50	31.86	6.54	34.44

802.11a_Nss1,(6Mbps)_4TX

5200MHz_TX

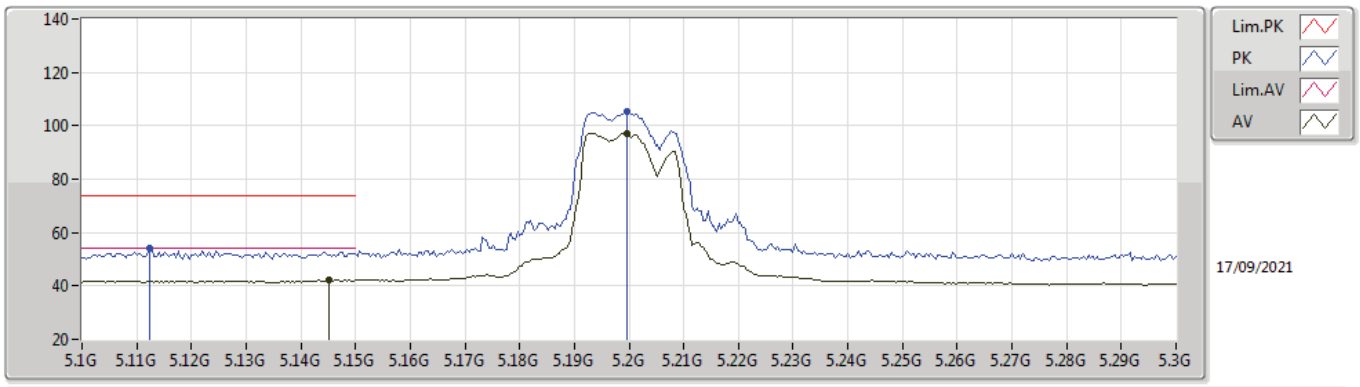

Type	Freq	Level	Limit	Margin	Factor	Dist	Condition	Azimuth	Height	Comment	Raw	AF	CL	PA
	(Hz)	(dBuV/m)	(dBuV/m)	(dB)	(dB)	(m)		(°)	(m)		(dBuV)	(dB)	(dB)	(dB)
AV	5.1452G	42.15	54.00	-11.85	4.05	3	Horizontal	300	1.00	-	38.10	32.00	6.49	34.44
AV	5.1996G	97.22	Inf	-Inf	3.99	3	Horizontal	300	1.00	-	93.23	31.90	6.53	34.44
PK	5.1124G	54.07	74.00	-19.93	4.02	3	Horizontal	300	1.00	-	50.05	32.00	6.46	34.44
PK	5.1996G	105.18	Inf	-Inf	3.99	3	Horizontal	300	1.00	-	101.19	31.90	6.53	34.44

802.11a_Nss1,(6Mbps)_4TX

5200MHz_TX

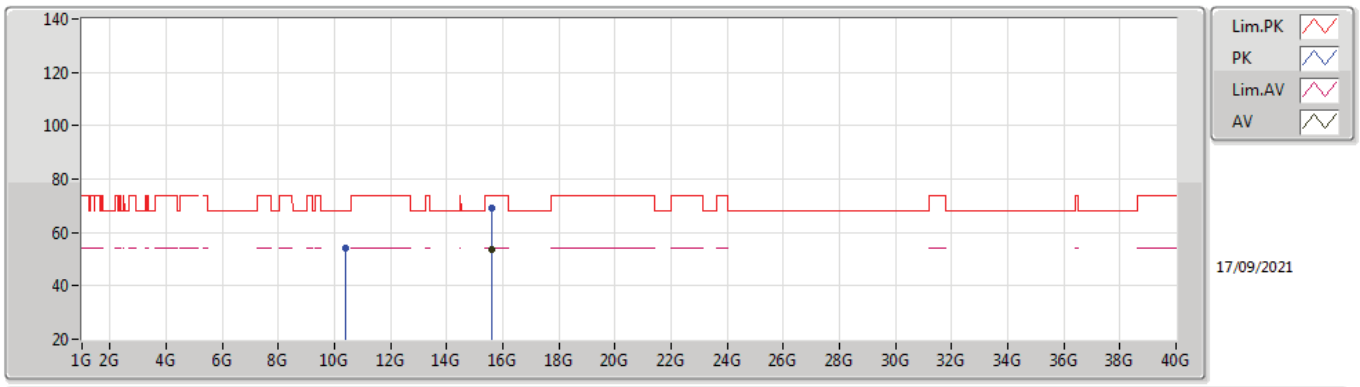

Type	Freq	Level	Limit	Margin	Factor	Dist	Condition	Azimuth	Height	Comment	Raw	AF	CL	PA
	(Hz)	(dBuV/m)	(dBuV/m)	(dB)	(dB)	(m)		(°)	(m)		(dBuV)	(dB)	(dB)	(dB)
AV	15.60222G	53.37	54.00	-0.63	14.83	3	Vertical	154	3.00	-	38.54	37.69	11.66	34.52
PK	10.41182G	54.10	68.20	-14.10	14.52	3	Vertical	75	1.03	-	39.58	39.61	9.53	34.62
PK	15.60204G	69.05	74.00	-4.95	14.83	3	Vertical	154	3.00	-	54.22	37.69	11.66	34.52

802.11a_Nss1,(6Mbps)_4TX

5200MHz_TX

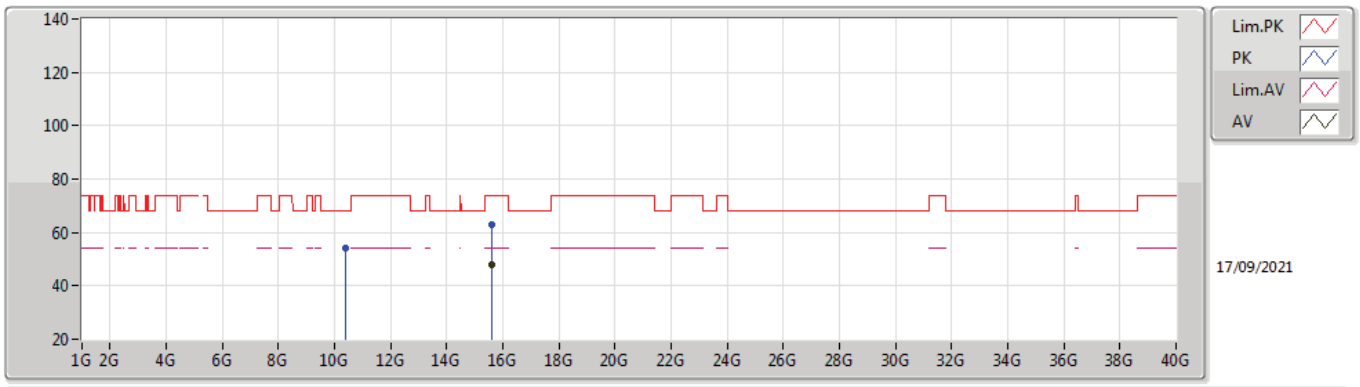

Type	Freq	Level	Limit	Margin	Factor	Dist	Condition	Azimuth	Height	Comment	Raw	AF	CL	PA
	(Hz)	(dBuV/m)	(dBuV/m)	(dB)	(dB)	(m)		(°)	(m)		(dBuV)	(dB)	(dB)	(dB)
AV	15.60318G	47.73	54.00	-6.27	14.83	3	Horizontal	176	3.00	-	32.90	37.69	11.66	34.52
PK	10.40888G	54.09	68.20	-14.11	14.52	3	Horizontal	0	1.04	-	39.57	39.61	9.53	34.62
PK	15.60288G	63.01	74.00	-10.99	14.83	3	Horizontal	176	3.00	-	48.18	37.69	11.66	34.52

802.11a_Nss1,(6Mbps)_4TX

5240MHz_TX

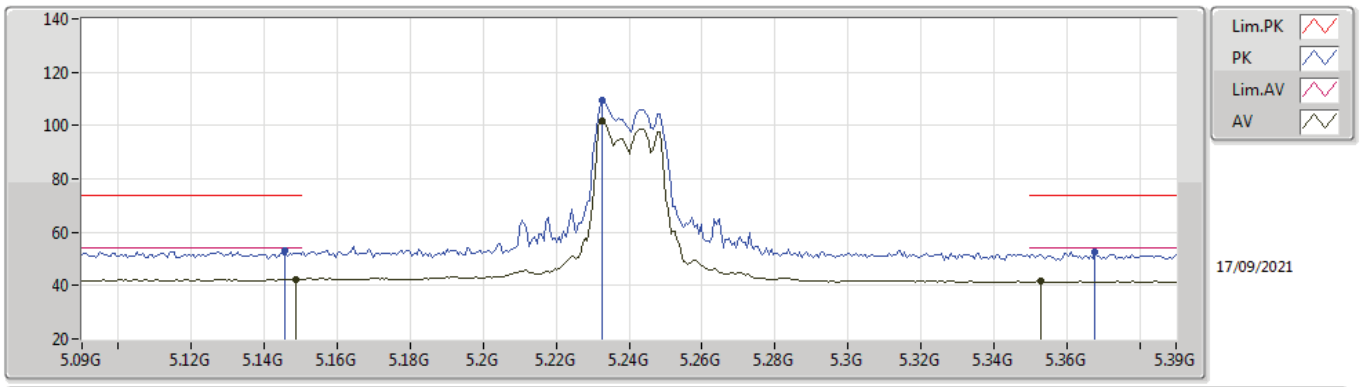

Type	Freq	Level	Limit	Margin	Factor	Dist	Condition	Azimuth	Height	Comment	Raw	AF	CL	PA
	(Hz)	(dBuV/m)	(dBuV/m)	(dB)	(dB)	(m)		(°)	(m)		(dBuV)	(dB)	(dB)	(dB)
AV	5.1488G	42.45	54.00	-11.55	4.05	3	Vertical	104	1.35	-	38.40	32.00	6.49	34.44
AV	5.2328G	101.91	Inf	-Inf	3.77	3	Vertical	104	1.35	-	98.14	31.64	6.57	34.44
AV	5.3528G	41.80	54.00	-12.20	3.38	3	Vertical	104	1.35	-	38.42	31.12	6.71	34.45
PK	5.1458G	53.17	74.00	-20.83	4.05	3	Vertical	104	1.35	-	49.12	32.00	6.49	34.44
PK	5.2328G	109.50	Inf	-Inf	3.77	3	Vertical	104	1.35	-	105.73	31.64	6.57	34.44
PK	5.3678G	52.47	74.00	-21.53	3.51	3	Vertical	104	1.35	-	48.96	31.24	6.72	34.45

802.11a_Nss1,(6Mbps)_4TX

5240MHz_TX

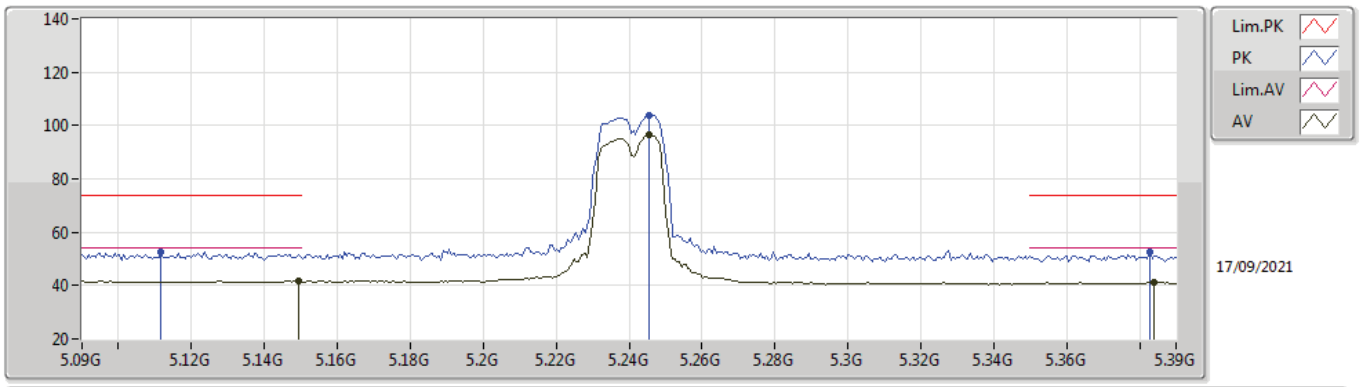

Type	Freq	Level	Limit	Margin	Factor	Dist	Condition	Azimuth	Height	Comment	Raw	AF	CL	PA
	(Hz)	(dBuV/m)	(dBuV/m)	(dB)	(dB)	(m)		(°)	(m)		(dBuV)	(dB)	(dB)	(dB)
AV	5.1494G	41.56	54.00	-12.44	4.05	3	Horizontal	300	1.16	-	37.51	32.00	6.49	34.44
AV	5.2454G	96.51	Inf	-Inf	3.68	3	Horizontal	300	1.16	-	92.83	31.54	6.58	34.44
AV	5.384G	41.12	54.00	-12.88	3.66	3	Horizontal	300	1.16	-	37.46	31.37	6.74	34.45
PK	5.1116G	52.53	74.00	-21.47	4.02	3	Horizontal	300	1.16	-	48.51	32.00	6.46	34.44
PK	5.2454G	104.04	Inf	-Inf	3.68	3	Horizontal	300	1.16	-	100.36	31.54	6.58	34.44
PK	5.3828G	52.36	74.00	-21.64	3.65	3	Horizontal	300	1.16	-	48.71	31.36	6.74	34.45

802.11a_Nss1,(6Mbps)_4TX

5240MHz_TX

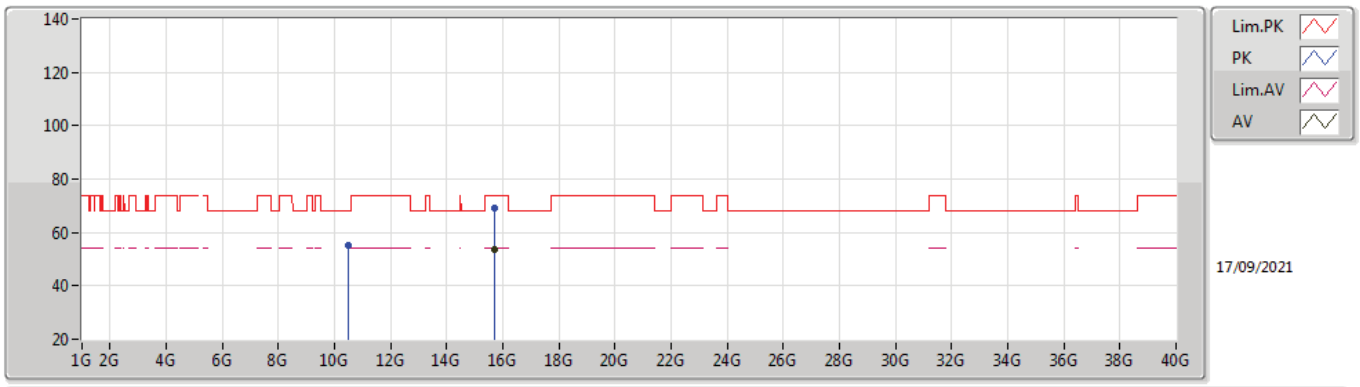

Type	Freq	Level	Limit	Margin	Factor	Dist	Condition	Azimuth	Height	Comment	Raw	AF	CL	PA
	(Hz)	(dBuV/m)	(dBuV/m)	(dB)	(dB)	(m)		(°)	(m)		(dBuV)	(dB)	(dB)	(dB)
AV	15.71718G	53.65	54.00	-0.35	14.50	3	Vertical	301	1.12	-	39.15	37.38	11.71	34.59
PK	10.48474G	54.94	68.20	-13.26	14.73	3	Vertical	180	2.16	-	40.21	39.68	9.55	34.50
PK	15.71634G	68.88	74.00	-5.12	14.50	3	Vertical	301	1.12	-	54.38	37.38	11.71	34.59

802.11a_Nss1,(6Mbps)_4TX

5240MHz_TX

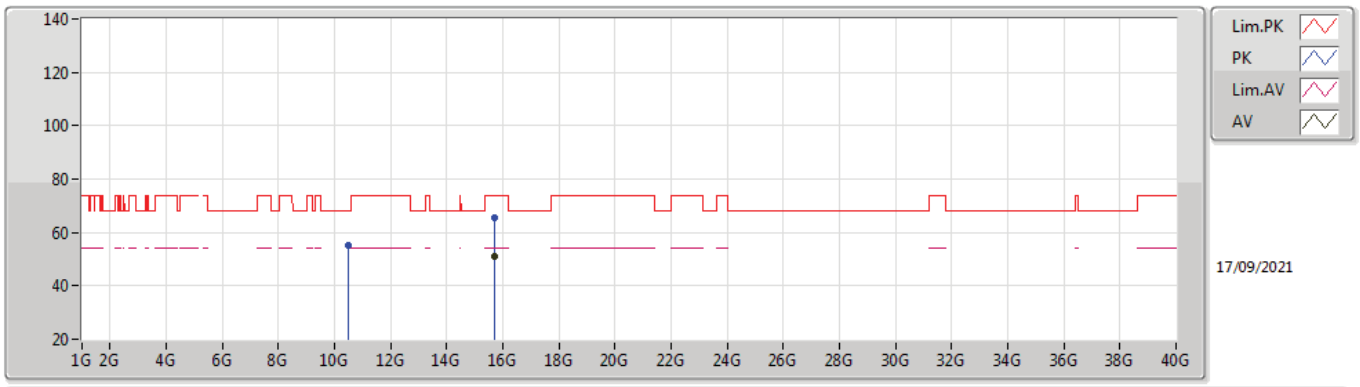

Type	Freq	Level	Limit	Margin	Factor	Dist	Condition	Azimuth	Height	Comment	Raw	AF	CL	PA
	(Hz)	(dBuV/m)	(dBuV/m)	(dB)	(dB)	(m)		(°)	(m)		(dBuV)	(dB)	(dB)	(dB)
AV	15.71682G	50.79	54.00	-3.21	14.50	3	Horizontal	171	2.25	-	36.29	37.38	11.71	34.59
PK	10.48168G	55.36	68.20	-12.84	14.72	3	Horizontal	93	1.50	-	40.64	39.68	9.55	34.51
PK	15.72726G	65.52	74.00	-8.48	14.48	3	Horizontal	171	2.25	-	51.04	37.37	11.71	34.60

802.11a_Nss1,(6Mbps)_4TX

5745MHz_TX

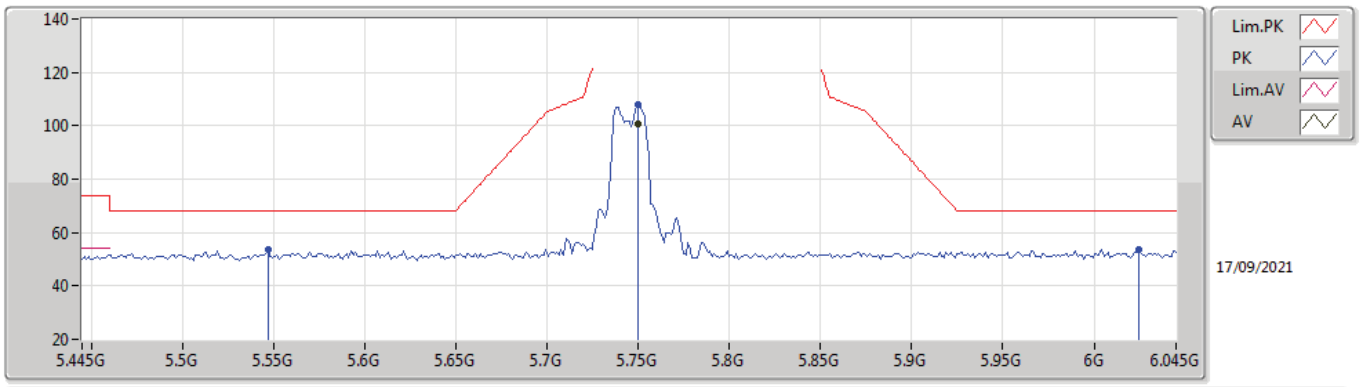

Type	Freq	Level	Limit	Margin	Factor	Dist	Condition	Azimuth	Height	Comment	Raw	AF	CL	PA
	(Hz)	(dBuV/m)	(dBuV/m)	(dB)	(dB)	(m)		(°)	(m)		(dBuV)	(dB)	(dB)	(dB)
AV	5.7498G	100.52	Inf	-Inf	4.32	3	Vertical	306	1.00	-	96.20	31.90	6.91	34.49
PK	5.547G	53.67	68.20	-14.53	4.07	3	Vertical	306	1.00	-	49.60	31.71	6.83	34.47
PK	5.7498G	107.91	Inf	-Inf	4.32	3	Vertical	306	1.00	-	103.59	31.90	6.91	34.49
PK	6.0246G	53.72	68.20	-14.48	4.99	3	Vertical	306	1.00	-	48.73	32.40	7.12	34.53

802.11a_Nss1,(6Mbps)_4TX

5745MHz_TX

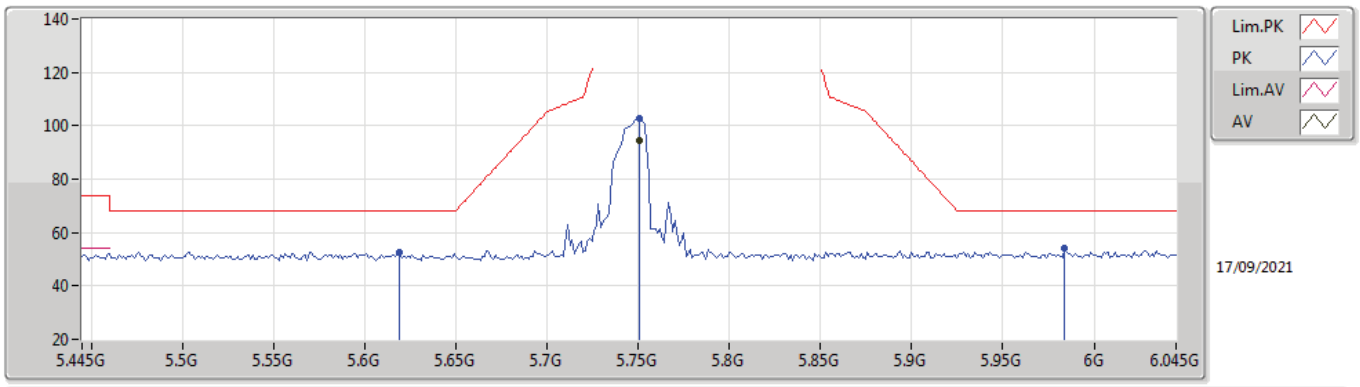

Type	Freq	Level	Limit	Margin	Factor	Dist	Condition	Azimuth	Height	Comment	Raw	AF	CL	PA
	(Hz)	(dBuV/m)	(dBuV/m)	(dB)	(dB)	(m)		(°)	(m)		(dBuV)	(dB)	(dB)	(dB)
AV	5.751G	94.66	Inf	-Inf	4.32	3	Horizontal	313	2.32	-	90.34	31.90	6.91	34.49
PK	5.619G	52.69	68.20	-15.51	4.06	3	Horizontal	313	2.32	-	48.63	31.66	6.87	34.47
PK	5.751G	102.69	Inf	-Inf	4.32	3	Horizontal	313	2.32	-	98.37	31.90	6.91	34.49
PK	5.9838G	53.92	68.20	-14.28	4.91	3	Horizontal	313	2.32	-	49.01	32.33	7.10	34.52

802.11a_Nss1,(6Mbps)_4TX

5745MHz_TX

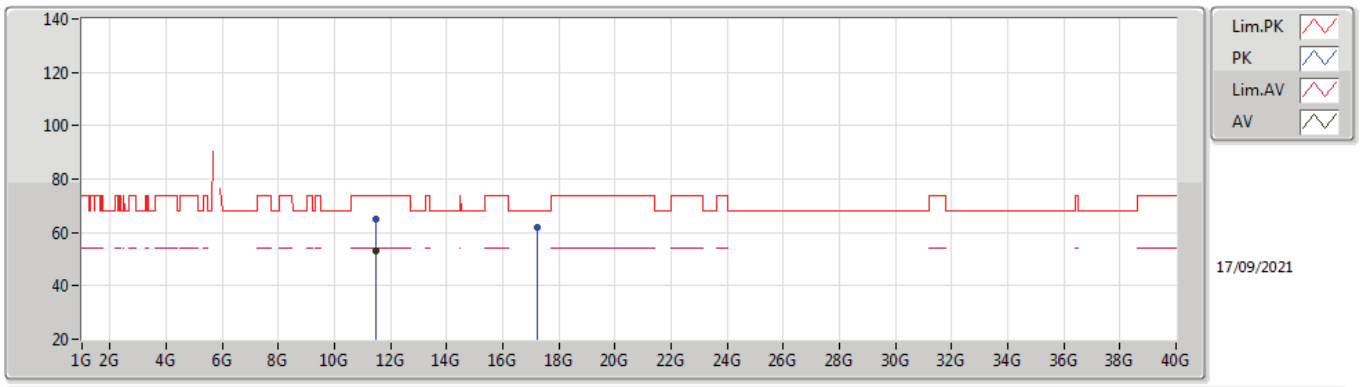

Type	Freq	Level	Limit	Margin	Factor	Dist	Condition	Azimuth	Height	Comment	Raw	AF	CL	PA
	(Hz)	(dBuV/m)	(dBuV/m)	(dB)	(dB)	(m)		(°)	(m)		(dBuV)	(dB)	(dB)	(dB)
AV	11.49054G	52.89	54.00	-1.11	15.86	3	Vertical	174	3.00	-	37.03	39.91	9.91	33.96
PK	11.49018G	65.04	74.00	-8.96	15.86	3	Vertical	174	3.00	-	49.18	39.91	9.91	33.96
PK	17.2341G	61.68	68.20	-6.52	18.19	3	Vertical	155	2.47	-	43.49	39.90	12.33	34.04

802.11a_Nss1,(6Mbps)_4TX

5745MHz_TX

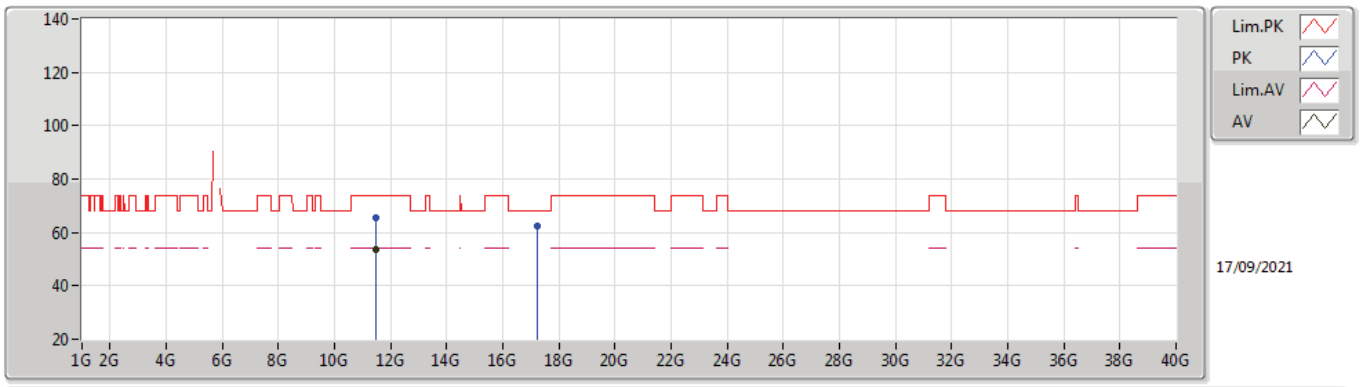

Type	Freq	Level	Limit	Margin	Factor	Dist	Condition	Azimuth	Height	Comment	Raw	AF	CL	PA
	(Hz)	(dBuV/m)	(dBuV/m)	(dB)	(dB)	(m)		(°)	(m)		(dBuV)	(dB)	(dB)	(dB)
AV	11.49072G	53.39	54.00	-0.61	15.86	3	Horizontal	309	1.00	-	37.53	39.91	9.91	33.96
PK	11.4906G	65.42	74.00	-8.58	15.86	3	Horizontal	309	1.00	-	49.56	39.91	9.91	33.96
PK	17.2404G	62.31	68.20	-5.89	18.18	3	Horizontal	149	2.65	-	44.13	39.90	12.33	34.05

802.11a_Nss1,(6Mbps)_4TX

5785MHz_TX

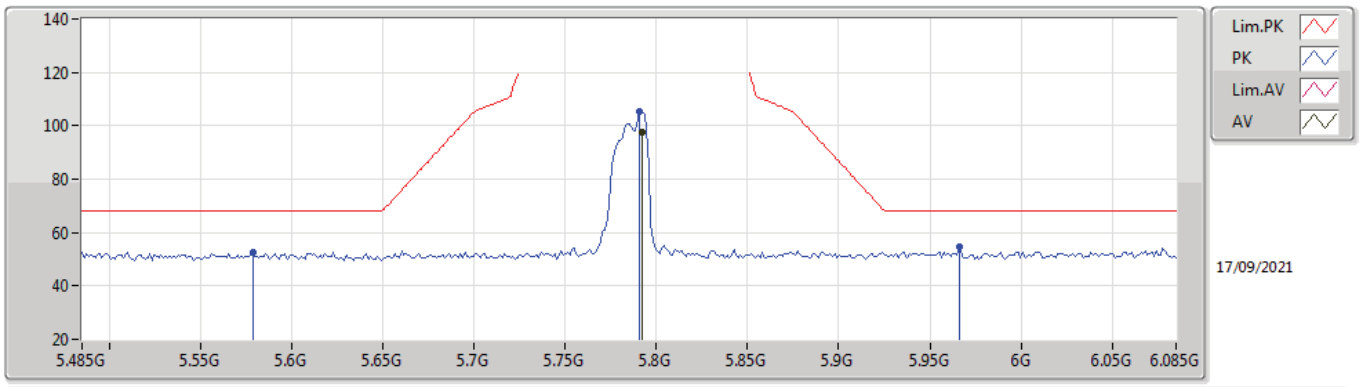

Type	Freq	Level	Limit	Margin	Factor	Dist	Condition	Azimuth	Height	Comment	Raw	AF	CL	PA
	(Hz)	(dBuV/m)	(dBuV/m)	(dB)	(dB)	(m)		(°)	(m)		(dBuV)	(dB)	(dB)	(dB)
AV	5.7922G	97.57	Inf	-Inf	4.33	3	Vertical	129	1.06	-	93.24	31.90	6.93	34.50
PK	5.5786G	52.78	68.20	-15.42	4.08	3	Vertical	129	1.06	-	48.70	31.70	6.85	34.47
PK	5.791G	105.29	Inf	-Inf	4.34	3	Vertical	129	1.06	-	100.95	31.90	6.93	34.49
PK	5.9662G	54.57	68.20	-13.63	4.93	3	Vertical	129	1.06	-	49.64	32.37	7.08	34.52

802.11a_Nss1,(6Mbps)_4TX

5785MHz_TX

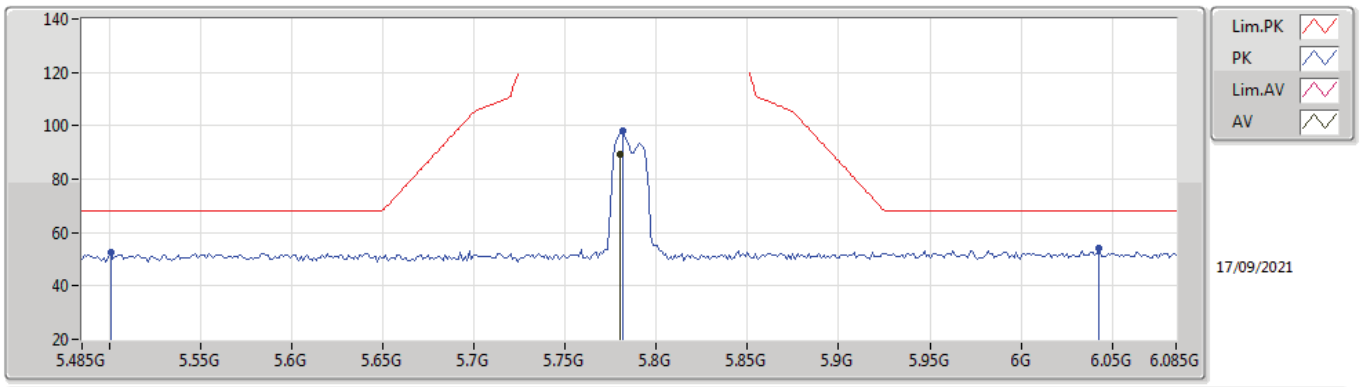

Type	Freq	Level	Limit	Margin	Factor	Dist	Condition	Azimuth	Height	Comment	Raw	AF	CL	PA
	(Hz)	(dBuV/m)	(dBuV/m)	(dB)	(dB)	(m)		(°)	(m)		(dBuV)	(dB)	(dB)	(dB)
AV	5.7802G	89.46	Inf	-Inf	4.33	3	Horizontal	261	2.32	-	85.13	31.90	6.92	34.49
PK	5.5006G	52.69	68.20	-15.51	4.15	3	Horizontal	261	2.32	-	48.54	31.80	6.81	34.46
PK	5.7814G	98.09	Inf	-Inf	4.33	3	Horizontal	261	2.32	-	93.76	31.90	6.92	34.49
PK	6.043G	53.97	68.20	-14.23	5.07	3	Horizontal	261	2.32	-	48.90	32.47	7.13	34.53

802.11a_Nss1,(6Mbps)_4TX

5785MHz_TX

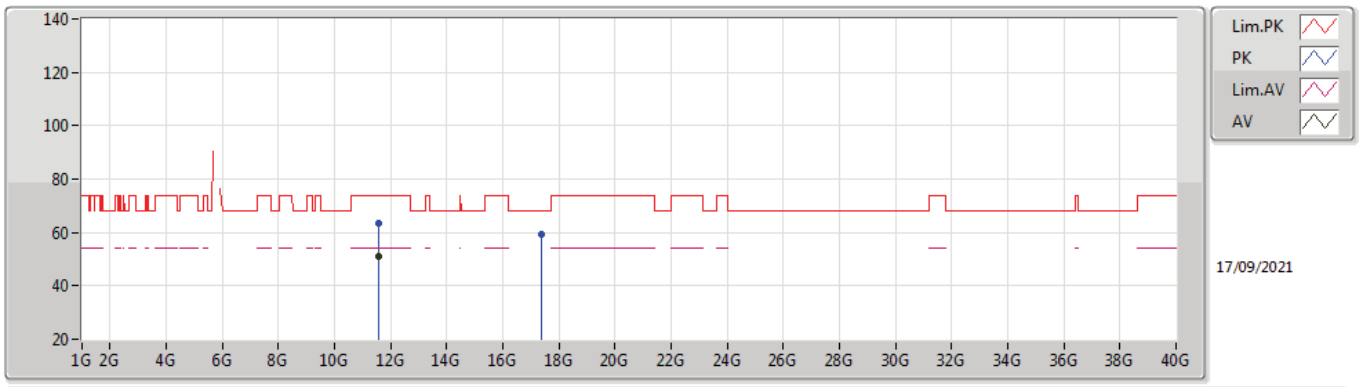

Type	Freq	Level	Limit	Margin	Factor	Dist	Condition	Azimuth	Height	Comment	Raw	AF	CL	PA
	(Hz)	(dBuV/m)	(dBuV/m)	(dB)	(dB)	(m)		(°)	(m)		(dBuV)	(dB)	(dB)	(dB)
AV	11.57012G	51.14	54.00	-2.86	15.78	3	Vertical	174	2.98	-	35.36	39.83	9.94	33.99
PK	11.56982G	63.40	74.00	-10.60	15.78	3	Vertical	174	2.98	-	47.62	39.83	9.94	33.99
PK	17.35638G	59.29	68.20	-8.91	18.59	3	Vertical	276	1.67	-	40.70	40.35	12.38	34.14

802.11a_Nss1,(6Mbps)_4TX

5785MHz_TX

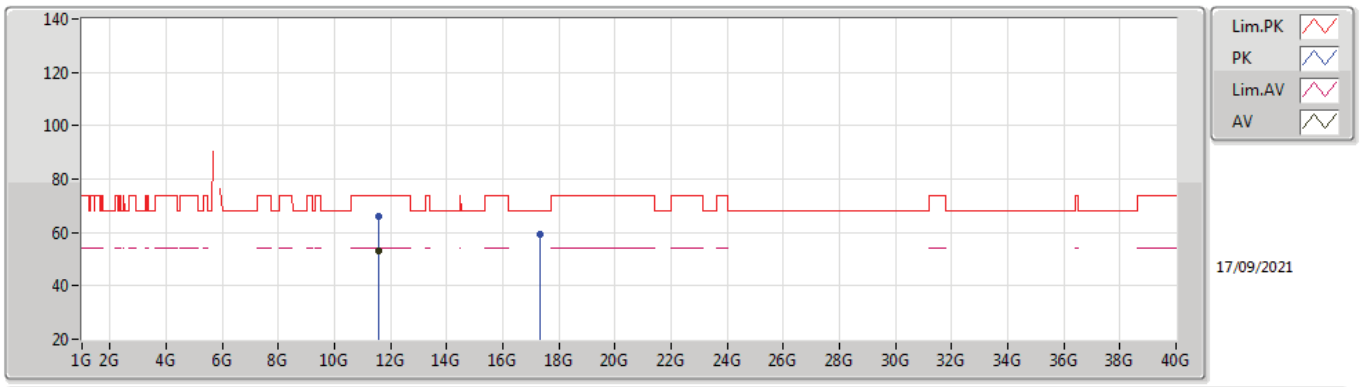

Type	Freq	Level	Limit	Margin	Factor	Dist	Condition	Azimuth	Height	Comment	Raw	AF	CL	PA
	(Hz)	(dBuV/m)	(dBuV/m)	(dB)	(dB)	(m)		(°)	(m)		(dBuV)	(dB)	(dB)	(dB)
AV	11.56994G	53.04	54.00	-0.96	15.78	3	Horizontal	306	1.10	-	37.26	39.83	9.94	33.99
PK	11.57024G	66.26	74.00	-7.74	15.78	3	Horizontal	306	1.10	-	50.48	39.83	9.94	33.99
PK	17.34552G	59.21	68.20	-8.99	18.50	3	Horizontal	88	2.40	-	40.71	40.26	12.37	34.13

802.11a_Nss1,(6Mbps)_4TX

5825MHz_TX

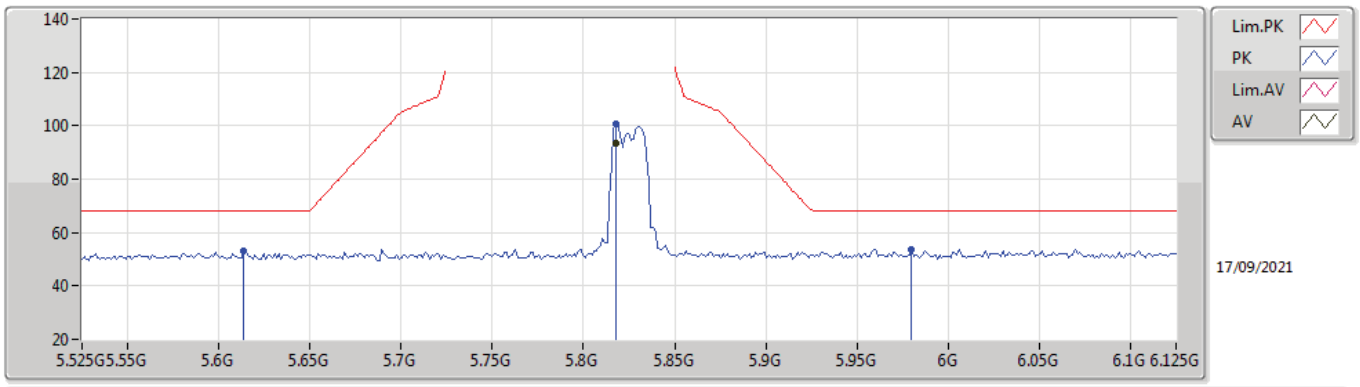

Type	Freq	Level	Limit	Margin	Factor	Dist	Condition	Azimuth	Height	Comment	Raw	AF	CL	PA
	(Hz)	(dBuV/m)	(dBuV/m)	(dB)	(dB)	(m)		(°)	(m)		(dBuV)	(dB)	(dB)	(dB)
AV	5.8178G	93.26	Inf	-Inf	4.42	3	Vertical	332	1.23	-	88.84	31.97	6.95	34.50
PK	5.6138G	52.94	68.20	-15.26	4.06	3	Vertical	332	1.23	-	48.88	31.67	6.86	34.47
PK	5.8178G	100.70	Inf	-Inf	4.42	3	Vertical	332	1.23	-	96.28	31.97	6.95	34.50
PK	5.9798G	53.69	68.20	-14.51	4.91	3	Vertical	332	1.23	-	48.78	32.34	7.09	34.52

802.11a_Nss1,(6Mbps)_4TX

5825MHz_TX

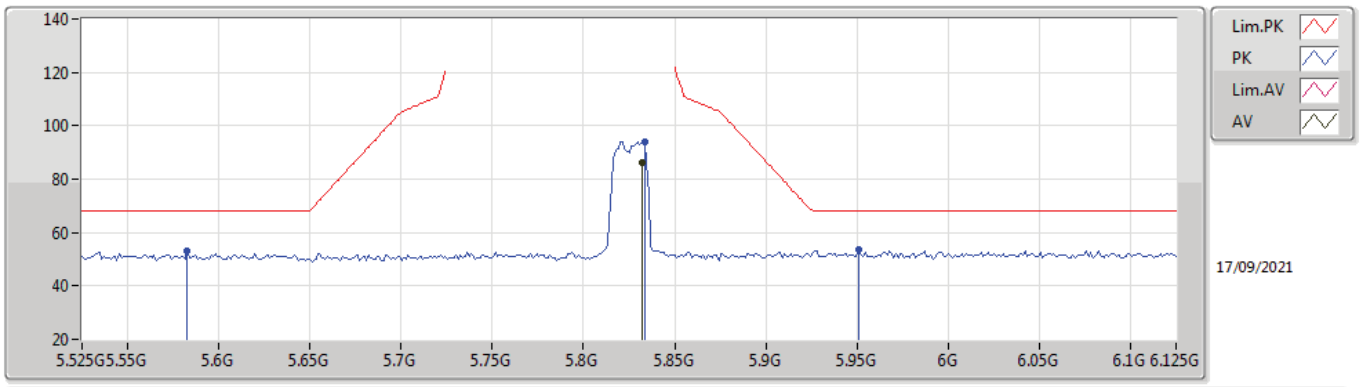

Type	Freq	Level	Limit	Margin	Factor	Dist	Condition	Azimuth	Height	Comment	Raw	AF	CL	PA
	(Hz)	(dBuV/m)	(dBuV/m)	(dB)	(dB)	(m)		(°)	(m)		(dBuV)	(dB)	(dB)	(dB)
AV	5.8322G	86.05	Inf	-Inf	4.49	3	Horizontal	74	1.11	-	81.56	32.03	6.96	34.50
PK	5.5826G	52.95	68.20	-15.25	4.08	3	Horizontal	74	1.11	-	48.87	31.70	6.85	34.47
PK	5.8334G	94.11	Inf	-Inf	4.49	3	Horizontal	74	1.11	-	89.62	32.03	6.96	34.50
PK	5.951G	53.72	68.20	-14.48	4.96	3	Horizontal	74	1.11	-	48.76	32.40	7.07	34.51

802.11a_Nss1,(6Mbps)_4TX

5825MHz_TX

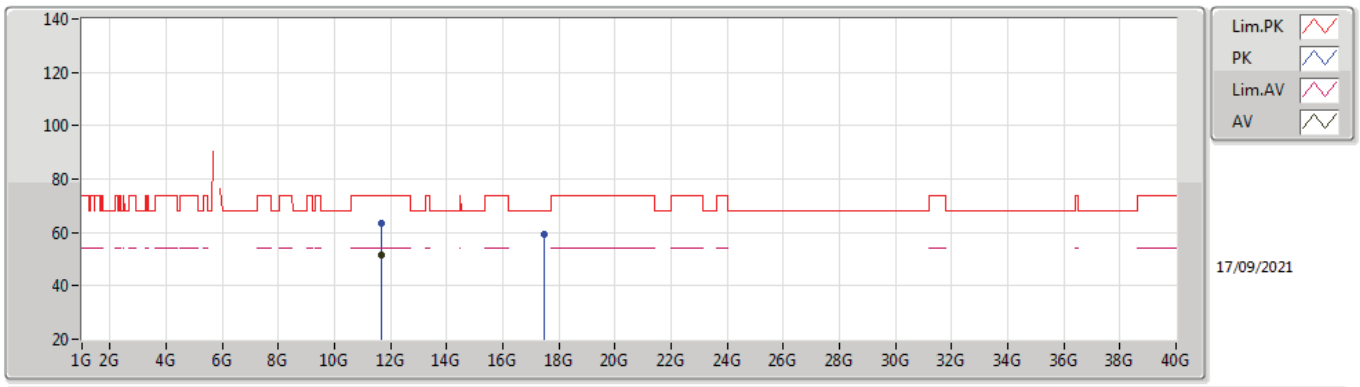

Type	Freq	Level	Limit	Margin	Factor	Dist	Condition	Azimuth	Height	Comment	Raw	AF	CL	PA
	(Hz)	(dBuV/m)	(dBuV/m)	(dB)	(dB)	(m)		(°)	(m)		(dBuV)	(dB)	(dB)	(dB)
AV	11.65018G	51.32	54.00	-2.68	15.48	3	Vertical	175	2.17	-	35.84	39.55	9.97	34.04
PK	11.6503G	63.53	74.00	-10.47	15.48	3	Vertical	175	2.17	-	48.05	39.55	9.97	34.04
PK	17.47734G	59.28	68.20	-8.92	19.21	3	Vertical	227	1.50	-	40.07	41.01	12.43	34.23

802.11a_Nss1,(6Mbps)_4TX

5825MHz_TX

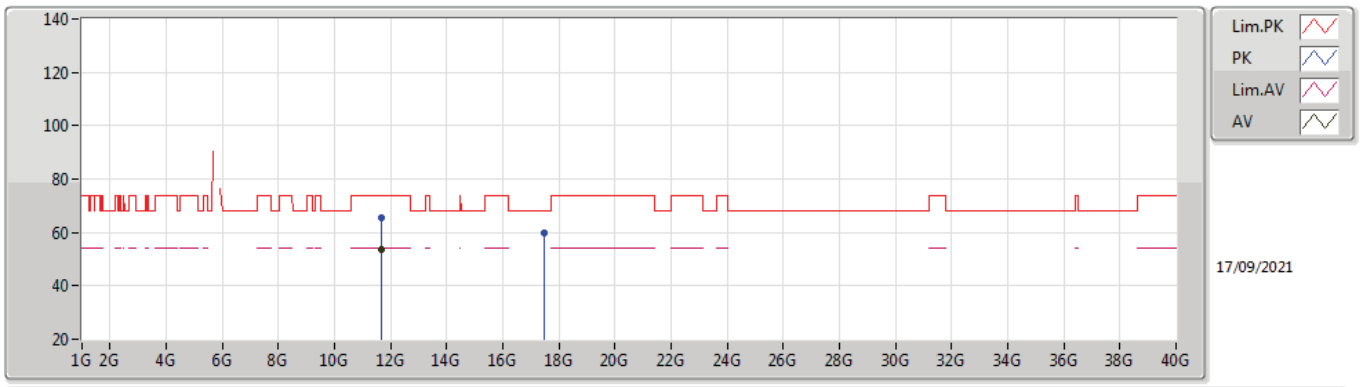

Type	Freq	Level	Limit	Margin	Factor	Dist	Condition	Azimuth	Height	Comment	Raw	AF	CL	PA
	(Hz)	(dBuV/m)	(dBuV/m)	(dB)	(dB)	(m)		(°)	(m)		(dBuV)	(dB)	(dB)	(dB)
AV	11.65006G	53.68	54.00	-0.32	15.48	3	Horizontal	306	1.00	-	38.20	39.55	9.97	34.04
PK	11.64982G	65.33	74.00	-8.67	15.48	3	Horizontal	306	1.00	-	49.85	39.55	9.97	34.04
PK	17.47278G	59.60	68.20	-8.60	19.19	3	Horizontal	244	1.68	-	40.41	40.99	12.43	34.23

802.11ax HEW20_Nss1,(MCS0)_4TX

5180MHz_TX

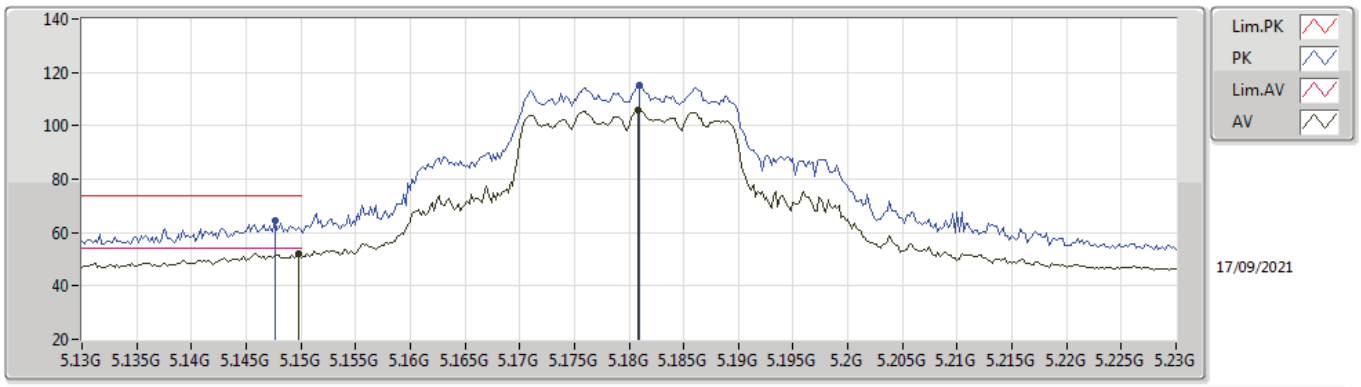

Type	Freq	Level	Limit	Margin	Factor	Dist	Condition	Azimuth	Height	Comment	Raw	AF	CL	PA
	(Hz)	(dBuV/m)	(dBuV/m)	(dB)	(dB)	(m)		(°)	(m)		(dBuV)	(dB)	(dB)	(dB)
AV	5.1498G	51.95	54.00	-2.05	4.05	3	Vertical	175	1.05	-	47.90	32.00	6.49	34.44
AV	5.1808G	106.09	Inf	-Inf	4.02	3	Vertical	175	1.05	-	102.07	31.94	6.52	34.44
PK	5.1476G	64.39	74.00	-9.61	4.05	3	Vertical	175	1.05	-	60.34	32.00	6.49	34.44
PK	5.181G	115.20	Inf	-Inf	4.02	3	Vertical	175	1.05	-	111.18	31.94	6.52	34.44

802.11ax HEW20_Nss1,(MCS0)_4TX

5180MHz_TX

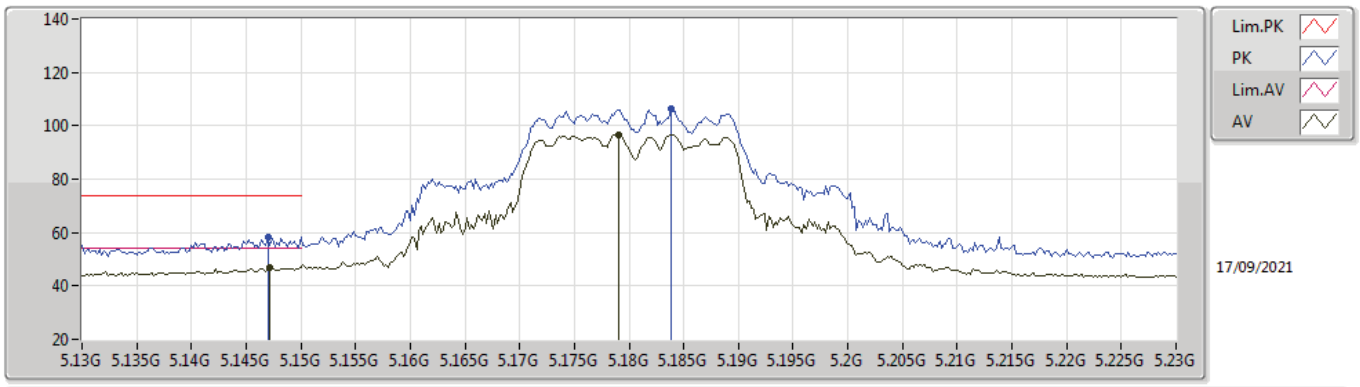

Type	Freq	Level	Limit	Margin	Factor	Dist	Condition	Azimuth	Height	Comment	Raw	AF	CL	PA
	(Hz)	(dBuV/m)	(dBuV/m)	(dB)	(dB)	(m)		(°)	(m)		(dBuV)	(dB)	(dB)	(dB)
AV	5.1472G	47.13	54.00	-6.87	4.05	3	Horizontal	101	1.63	-	43.08	32.00	6.49	34.44
AV	5.179G	96.76	Inf	-Inf	4.01	3	Horizontal	101	1.63	-	92.75	31.94	6.51	34.44
PK	5.147G	58.28	74.00	-15.72	4.05	3	Horizontal	101	1.63	-	54.23	32.00	6.49	34.44
PK	5.1838G	106.13	Inf	-Inf	4.01	3	Horizontal	101	1.63	-	102.12	31.93	6.52	34.44

802.11ax HEW20_Nss1,(MCS0)_4TX

5180MHz_TX

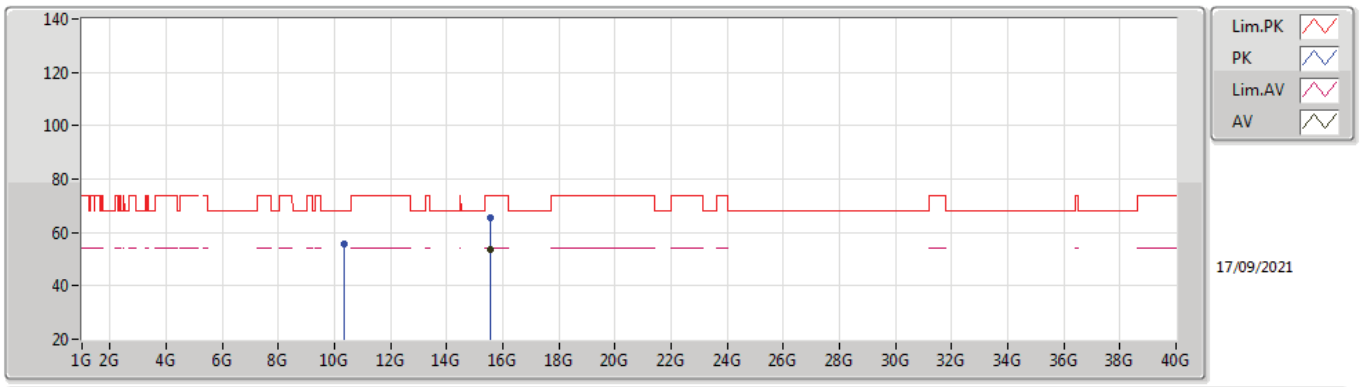

Type	Freq	Level	Limit	Margin	Factor	Dist	Condition	Azimuth	Height	Comment	Raw	AF	CL	PA
	(Hz)	(dBuV/m)	(dBuV/m)	(dB)	(dB)	(m)		(°)	(m)		(dBuV)	(dB)	(dB)	(dB)
AV	15.54528G	53.58	54.00	-0.42	15.19	3	Vertical	137	3.00	-	38.39	38.03	11.64	34.48
PK	10.3552G	55.66	68.20	-12.54	14.23	3	Vertical	143	3.00	-	41.43	39.42	9.51	34.70
PK	15.54048G	65.46	74.00	-8.54	15.21	3	Vertical	137	3.00	-	50.25	38.06	11.63	34.48

802.11ax HEW20_Nss1,(MCS0)_4TX

5180MHz_TX

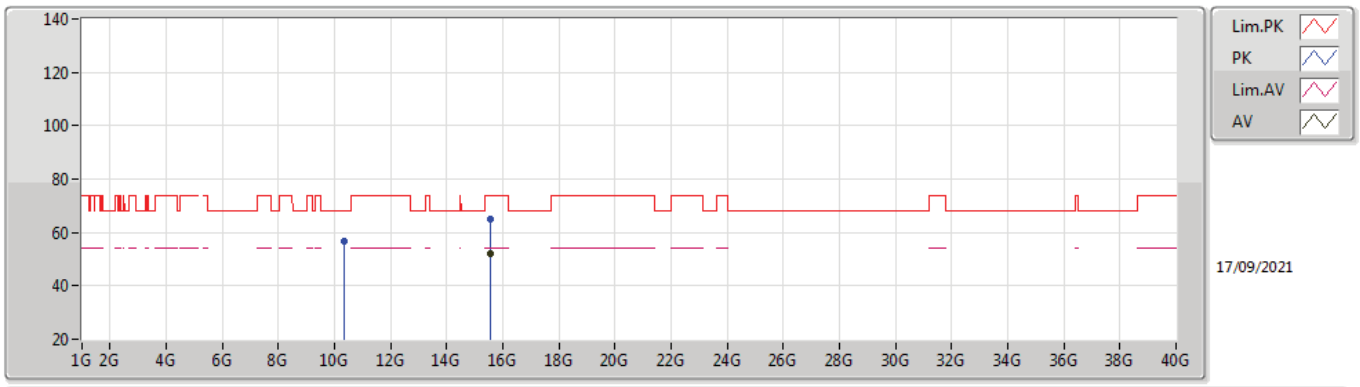

Type	Freq	Level	Limit	Margin	Factor	Dist	Condition	Azimuth	Height	Comment	Raw	AF	CL	PA
	(Hz)	(dBuV/m)	(dBuV/m)	(dB)	(dB)	(m)		(°)	(m)		(dBuV)	(dB)	(dB)	(dB)
AV	15.53802G	52.11	54.00	-1.89	15.23	3	Horizontal	16	2.29	-	36.88	38.07	11.63	34.47
PK	10.36144G	56.68	68.20	-11.52	14.27	3	Horizontal	165	3.00	-	42.41	39.45	9.51	34.69
PK	15.55242G	64.88	74.00	-9.12	15.15	3	Horizontal	16	2.29	-	49.73	37.99	11.64	34.48

802.11ax HEW20_Nss1,(MCS0)_4TX

5200MHz_TX

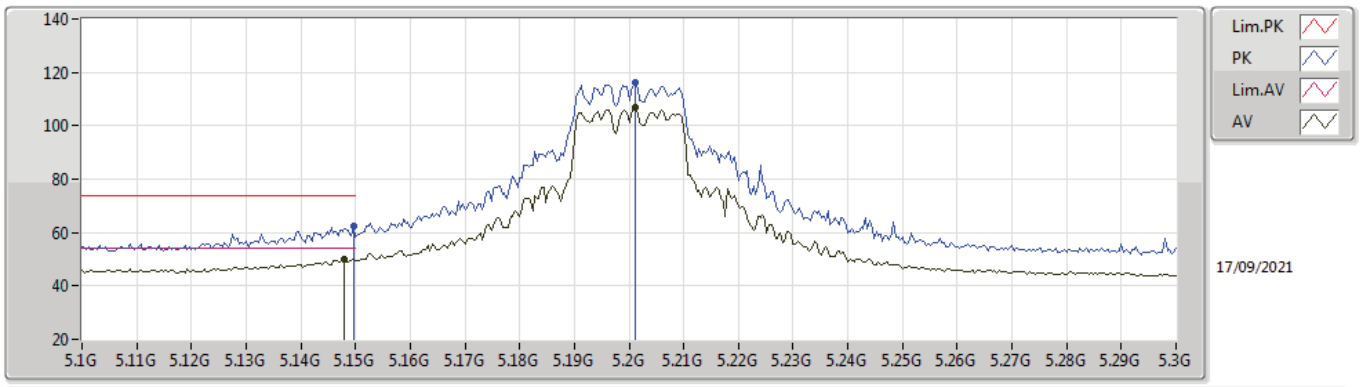

Type	Freq	Level	Limit	Margin	Factor	Dist	Condition	Azimuth	Height	Comment	Raw	AF	CL	PA
	(Hz)	(dBuV/m)	(dBuV/m)	(dB)	(dB)	(m)		(°)	(m)		(dBuV)	(dB)	(dB)	(dB)
AV	5.148G	50.16	54.00	-3.84	4.05	3	Vertical	283	1.26	-	46.11	32.00	6.49	34.44
AV	5.2012G	106.68	Inf	-Inf	3.98	3	Vertical	283	1.26	-	102.70	31.89	6.53	34.44
PK	5.1496G	62.24	74.00	-11.76	4.05	3	Vertical	283	1.26	-	58.19	32.00	6.49	34.44
PK	5.2012G	116.07	Inf	-Inf	3.98	3	Vertical	283	1.26	-	112.09	31.89	6.53	34.44

802.11ax HEW20_Nss1,(MCS0)_4TX

5200MHz_TX

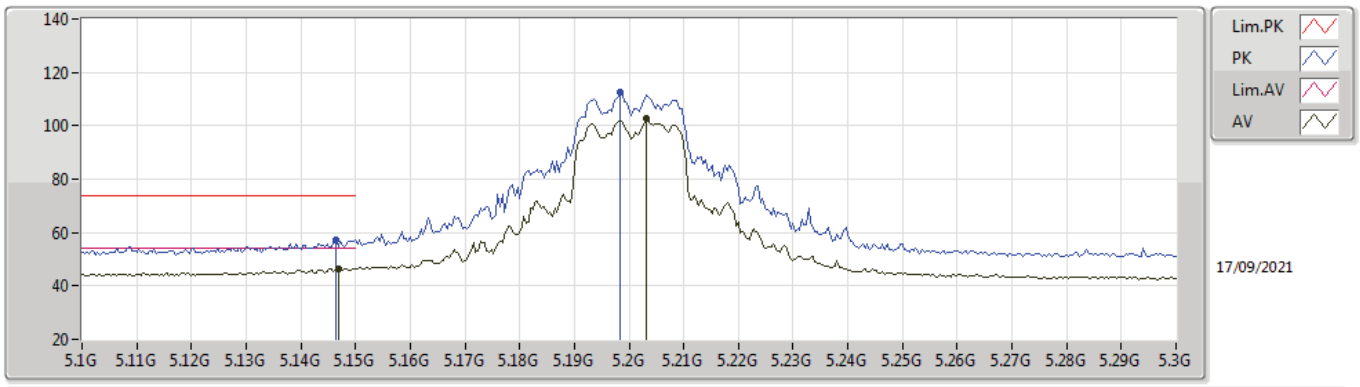

Type	Freq	Level	Limit	Margin	Factor	Dist	Condition	Azimuth	Height	Comment	Raw	AF	CL	PA
	(Hz)	(dBuV/m)	(dBuV/m)	(dB)	(dB)	(m)		(°)	(m)		(dBuV)	(dB)	(dB)	(dB)
AV	5.1468G	46.49	54.00	-7.51	4.05	3	Horizontal	301	1.01	-	42.44	32.00	6.49	34.44
AV	5.2032G	102.72	Inf	-Inf	3.96	3	Horizontal	301	1.01	-	98.76	31.87	6.53	34.44
PK	5.1464G	57.37	74.00	-16.63	4.05	3	Horizontal	301	1.01	-	53.32	32.00	6.49	34.44
PK	5.1984G	112.68	Inf	-Inf	3.99	3	Horizontal	301	1.01	-	108.69	31.90	6.53	34.44

802.11ax HEW20_Nss1,(MCS0)_4TX

5200MHz_TX

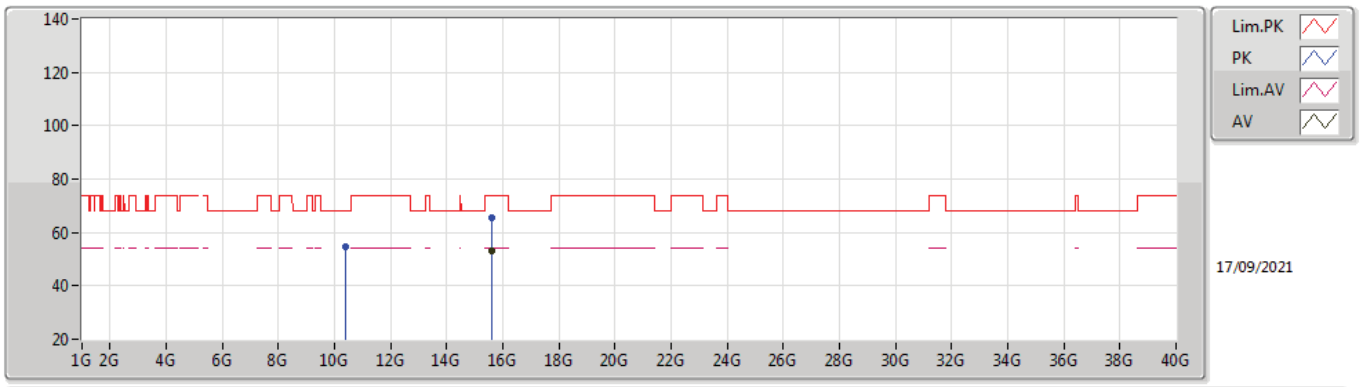

Type	Freq	Level	Limit	Margin	Factor	Dist	Condition	Azimuth	Height	Comment	Raw	AF	CL	PA
	(Hz)	(dBuV/m)	(dBuV/m)	(dB)	(dB)	(m)		(°)	(m)		(dBuV)	(dB)	(dB)	(dB)
AV	15.60216G	53.14	54.00	-0.86	14.83	3	Vertical	168	3.00	-	38.31	37.69	11.66	34.52
PK	10.38668G	54.73	68.20	-13.47	14.42	3	Vertical	318	3.00	-	40.31	39.55	9.52	34.65
PK	15.59928G	65.67	74.00	-8.33	14.85	3	Vertical	168	3.00	-	50.82	37.70	11.66	34.51

802.11ax HEW20_Nss1,(MCS0)_4TX

5200MHz_TX

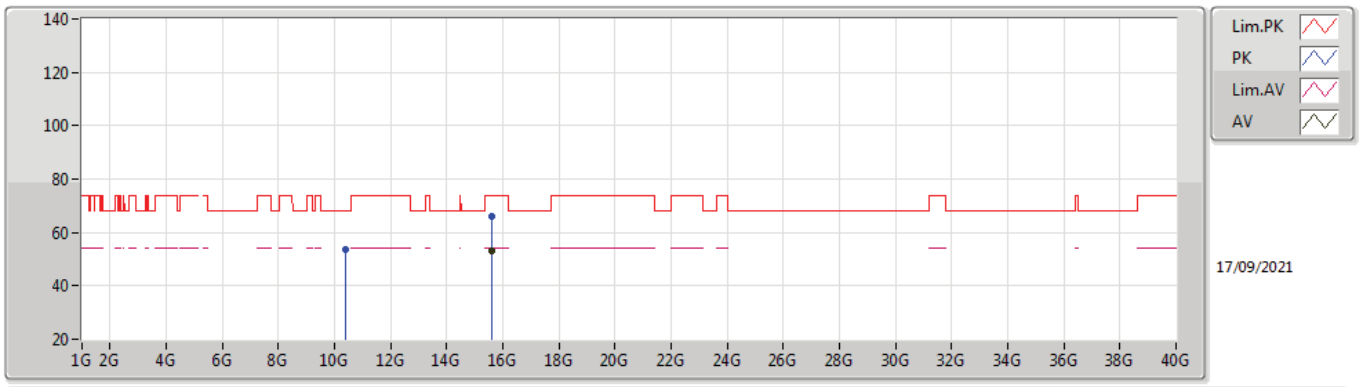

Type	Freq	Level	Limit	Margin	Factor	Dist	Condition	Azimuth	Height	Comment	Raw	AF	CL	PA
	(Hz)	(dBuV/m)	(dBuV/m)	(dB)	(dB)	(m)		(°)	(m)		(dBuV)	(dB)	(dB)	(dB)
AV	15.60276G	53.24	54.00	-0.76	14.83	3	Horizontal	323	1.10	-	38.41	37.69	11.66	34.52
PK	10.40108G	53.83	68.20	-14.37	14.49	3	Horizontal	360	1.47	-	39.34	39.60	9.52	34.63
PK	15.5991G	66.24	74.00	-7.76	14.86	3	Horizontal	323	1.10	-	51.38	37.71	11.66	34.51

802.11ax HEW20_Nss1,(MCS0)_4TX

5240MHz_TX

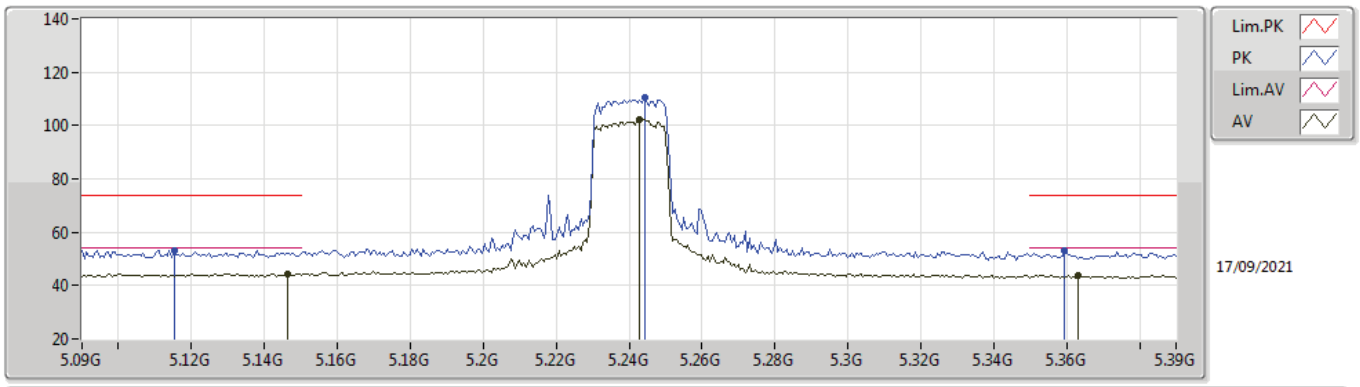

Type	Freq	Level	Limit	Margin	Factor	Dist	Condition	Azimuth	Height	Comment	Raw	AF	CL	PA
	(Hz)	(dBuV/m)	(dBuV/m)	(dB)	(dB)	(m)		(°)	(m)		(dBuV)	(dB)	(dB)	(dB)
AV	5.1464G	44.39	54.00	-9.61	4.05	3	Vertical	103	1.34	-	40.34	32.00	6.49	34.44
AV	5.243G	102.49	Inf	-Inf	3.70	3	Vertical	103	1.34	-	98.79	31.56	6.58	34.44
AV	5.363G	43.98	54.00	-10.02	3.47	3	Vertical	103	1.34	-	40.51	31.20	6.72	34.45
PK	5.1152G	53.14	74.00	-20.86	4.03	3	Vertical	103	1.34	-	49.11	32.00	6.47	34.44
PK	5.2442G	110.63	Inf	-Inf	3.69	3	Vertical	103	1.34	-	106.94	31.55	6.58	34.44
PK	5.3594G	53.18	74.00	-20.82	3.44	3	Vertical	103	1.34	-	49.74	31.18	6.71	34.45

802.11ax HEW20_Nss1,(MCS0)_4TX

5240MHz_TX

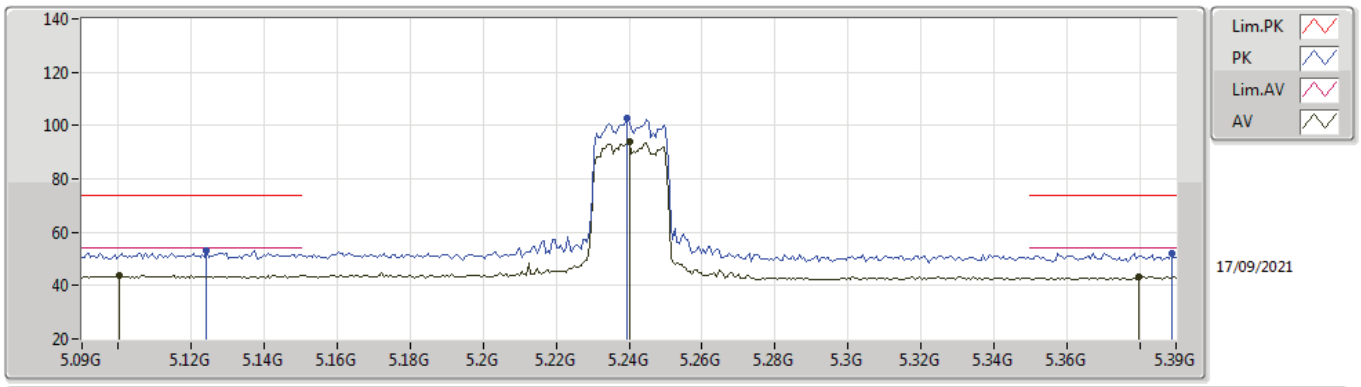

Type	Freq	Level	Limit	Margin	Factor	Dist	Condition	Azimuth	Height	Comment	Raw	AF	CL	PA
	(Hz)	(dBuV/m)	(dBuV/m)	(dB)	(dB)	(m)		(°)	(m)		(dBuV)	(dB)	(dB)	(dB)
AV	5.1002G	43.75	54.00	-10.25	4.02	3	Horizontal	102	1.49	-	39.73	32.00	6.46	34.44
AV	5.24G	94.07	Inf	-Inf	3.72	3	Horizontal	102	1.49	-	90.35	31.58	6.58	34.44
AV	5.3798G	43.30	54.00	-10.70	3.63	3	Horizontal	102	1.49	-	39.67	31.34	6.74	34.45
PK	5.1242G	53.34	74.00	-20.66	4.03	3	Horizontal	102	1.49	-	49.31	32.00	6.47	34.44
PK	5.2394G	103.00	Inf	-Inf	3.72	3	Horizontal	102	1.49	-	99.28	31.58	6.58	34.44
PK	5.3888G	52.22	74.00	-21.78	3.71	3	Horizontal	102	1.49	-	48.51	31.41	6.75	34.45

802.11ax HEW20_Nss1,(MCS0)_4TX

5240MHz_TX

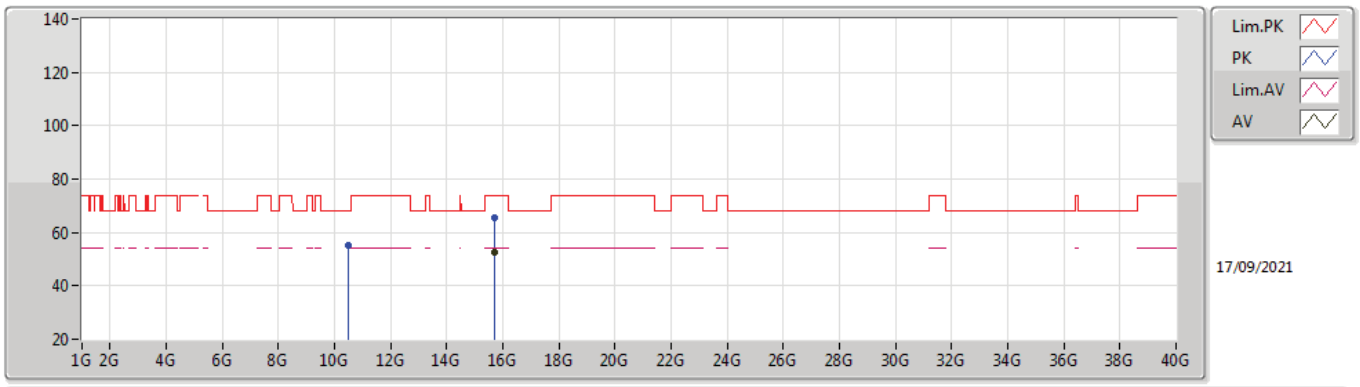

Type	Freq	Level	Limit	Margin	Factor	Dist	Condition	Azimuth	Height	Comment	Raw	AF	CL	PA
	(Hz)	(dBuV/m)	(dBuV/m)	(dB)	(dB)	(m)		(°)	(m)		(dBuV)	(dB)	(dB)	(dB)
AV	15.72396G	52.54	54.00	-1.46	14.50	3	Vertical	317	1.86	-	38.04	37.38	11.71	34.59
PK	10.47286G	55.08	68.20	-13.12	14.70	3	Vertical	230	1.50	-	40.38	39.67	9.55	34.52
PK	15.72246G	65.77	74.00	-8.23	14.50	3	Vertical	317	1.86	-	51.27	37.38	11.71	34.59

802.11ax HEW20_Nss1,(MCS0)_4TX

5240MHz_TX

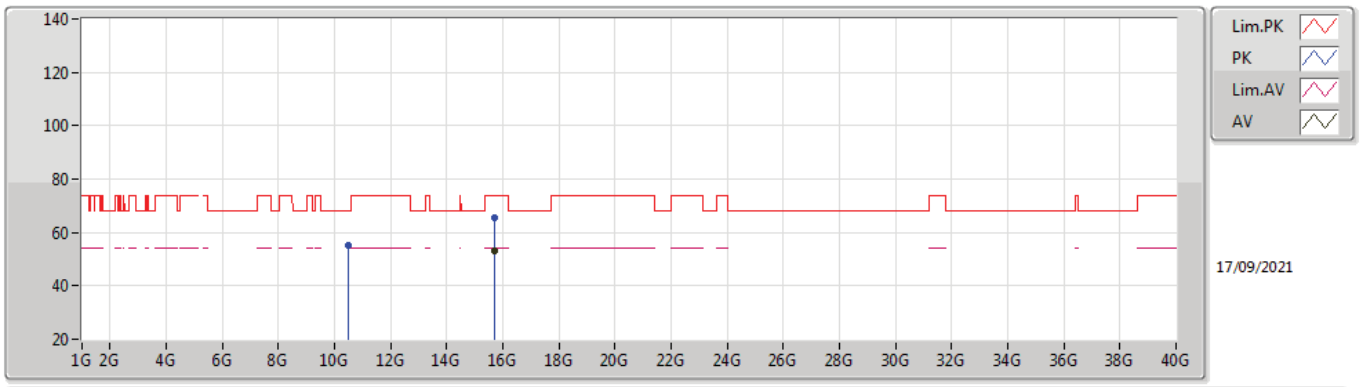

Type	Freq	Level	Limit	Margin	Factor	Dist	Condition	Azimuth	Height	Comment	Raw	AF	CL	PA
	(Hz)	(dBuV/m)	(dBuV/m)	(dB)	(dB)	(m)		(°)	(m)		(dBuV)	(dB)	(dB)	(dB)
AV	15.71748G	53.02	54.00	-0.98	14.50	3	Horizontal	305	2.01	-	38.52	37.38	11.71	34.59
PK	10.48036G	54.93	68.20	-13.27	14.72	3	Horizontal	135	1.50	-	40.21	39.68	9.55	34.51
PK	15.70938G	65.28	74.00	-8.72	14.52	3	Horizontal	305	2.01	-	50.76	37.39	11.71	34.58

802.11ax HEW20_Nss1,(MCS0)_4TX

5745MHz_TX

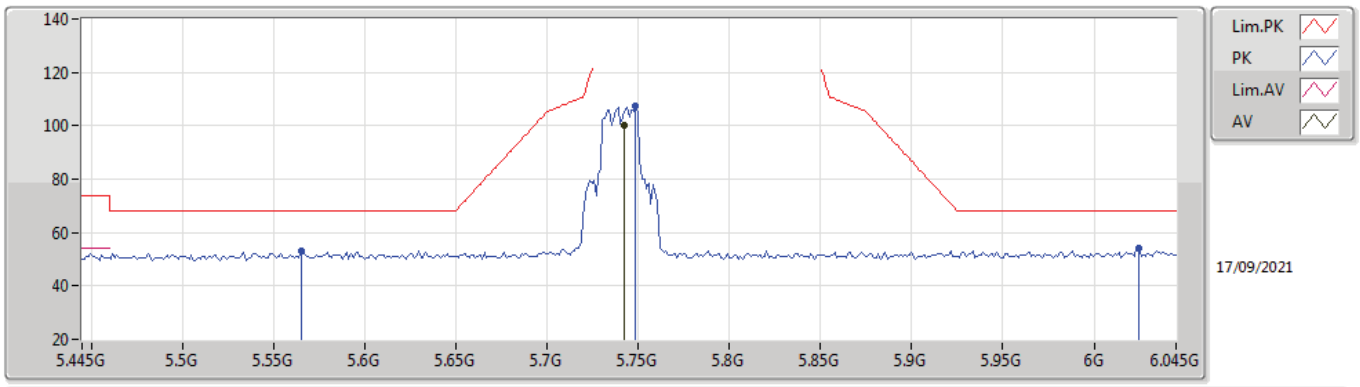

Type	Freq	Level	Limit	Margin	Factor	Dist	Condition	Azimuth	Height	Comment	Raw	AF	CL	PA
	(Hz)	(dBuV/m)	(dBuV/m)	(dB)	(dB)	(m)		(°)	(m)		(dBuV)	(dB)	(dB)	(dB)
AV	5.7426G	99.97	Inf	-Inf	4.31	3	Vertical	128	2.22	-	95.66	31.89	6.91	34.49
PK	5.565G	53.21	68.20	-14.99	4.07	3	Vertical	128	2.22	-	49.14	31.70	6.84	34.47
PK	5.7486G	107.24	Inf	-Inf	4.32	3	Vertical	128	2.22	-	102.92	31.90	6.91	34.49
PK	6.0246G	53.98	68.20	-14.22	4.99	3	Vertical	128	2.22	-	48.99	32.40	7.12	34.53

802.11ax HEW20_Nss1,(MCS0)_4TX

5745MHz_TX

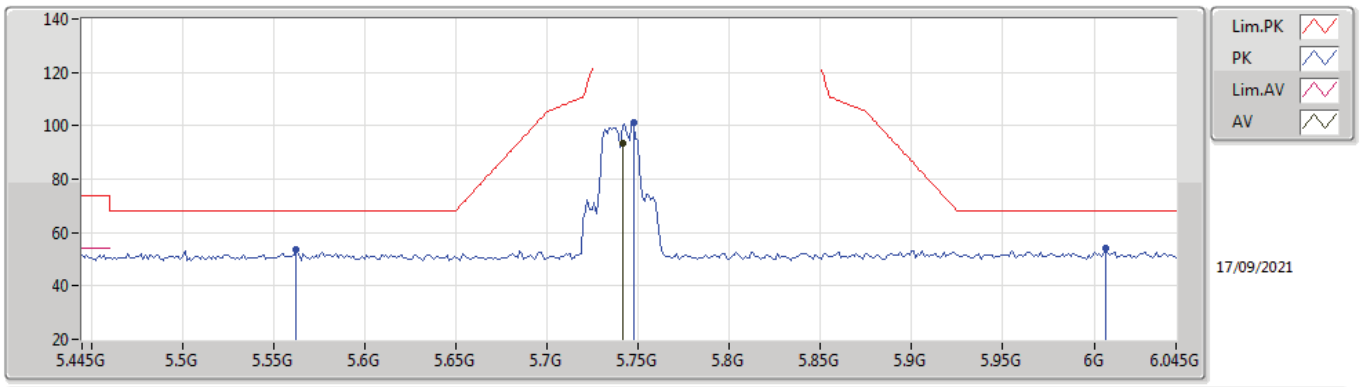

Type	Freq	Level	Limit	Margin	Factor	Dist	Condition	Azimuth	Height	Comment	Raw	AF	CL	PA
	(Hz)	(dBuV/m)	(dBuV/m)	(dB)	(dB)	(m)		(°)	(m)		(dBuV)	(dB)	(dB)	(dB)
AV	5.7414G	93.34	Inf	-Inf	4.30	3	Horizontal	260	1.34	-	89.04	31.88	6.91	34.49
PK	5.5626G	53.54	68.20	-14.66	4.07	3	Horizontal	260	1.34	-	49.47	31.70	6.84	34.47
PK	5.7474G	101.44	Inf	-Inf	4.31	3	Horizontal	260	1.34	-	97.13	31.89	6.91	34.49
PK	6.0066G	54.10	68.20	-14.10	4.92	3	Horizontal	260	1.34	-	49.18	32.33	7.11	34.52

802.11ax HEW20_Nss1,(MCS0)_4TX

5745MHz_TX

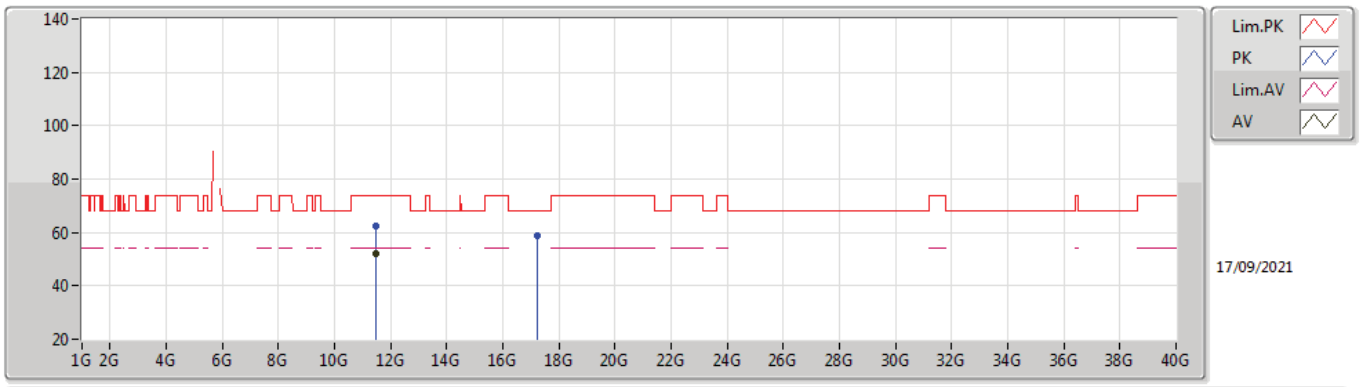

Type	Freq	Level	Limit	Margin	Factor	Dist	Condition	Azimuth	Height	Comment	Raw	AF	CL	PA
	(Hz)	(dBuV/m)	(dBuV/m)	(dB)	(dB)	(m)		(°)	(m)		(dBuV)	(dB)	(dB)	(dB)
AV	11.49006G	52.13	54.00	-1.87	15.86	3	Vertical	174	3.00	-	36.27	39.91	9.91	33.96
PK	11.49036G	62.54	74.00	-11.46	15.86	3	Vertical	174	3.00	-	46.68	39.91	9.91	33.96
PK	17.24658G	58.68	68.20	-9.52	18.18	3	Vertical	92	1.27	-	40.50	39.90	12.33	34.05

802.11ax HEW20_Nss1,(MCS0)_4TX

5745MHz_TX

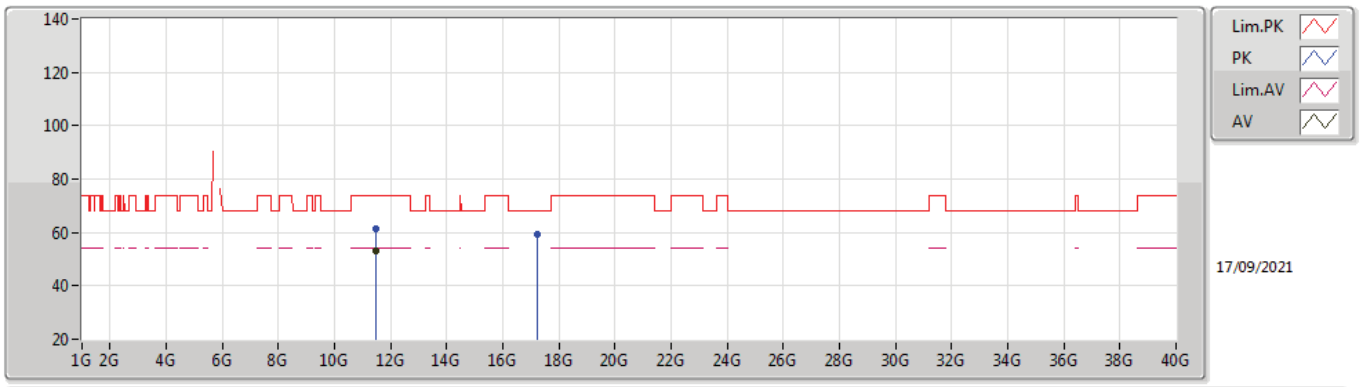

Type	Freq	Level	Limit	Margin	Factor	Dist	Condition	Azimuth	Height	Comment	Raw	AF	CL	PA
	(Hz)	(dBuV/m)	(dBuV/m)	(dB)	(dB)	(m)		(°)	(m)		(dBuV)	(dB)	(dB)	(dB)
AV	11.48988G	53.36	54.00	-0.64	15.86	3	Horizontal	312	1.08	-	37.50	39.91	9.91	33.96
PK	11.49G	61.55	74.00	-12.45	15.86	3	Horizontal	312	1.08	-	45.69	39.91	9.91	33.96
PK	17.23134G	59.38	68.20	-8.82	18.19	3	Horizontal	69	1.09	-	41.19	39.90	12.33	34.04

802.11ax HEW20_Nss1,(MCS0)_4TX

5785MHz_TX

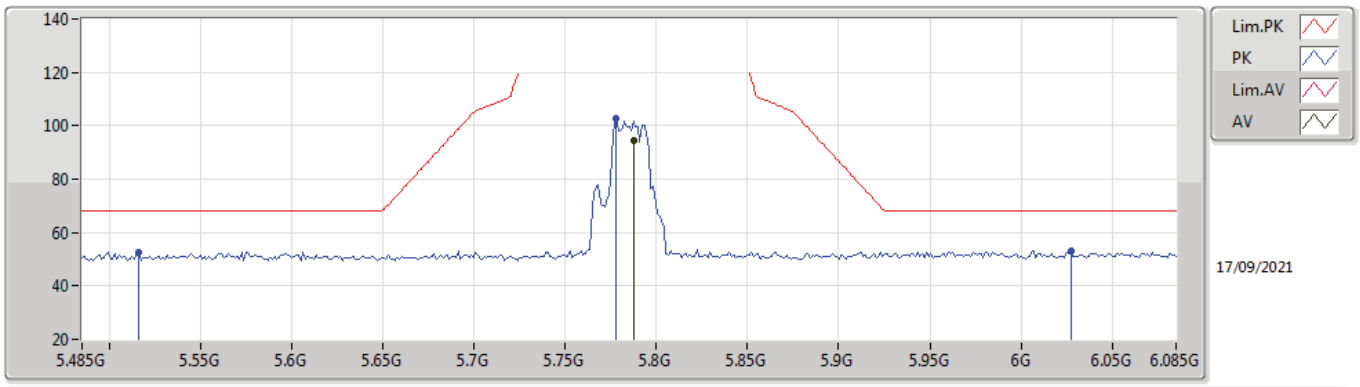

Type	Freq	Level	Limit	Margin	Factor	Dist	Condition	Azimuth	Height	Comment	Raw	AF	CL	PA
	(Hz)	(dBuV/m)	(dBuV/m)	(dB)	(dB)	(m)		(°)	(m)		(dBuV)	(dB)	(dB)	(dB)
AV	5.7874G	94.54	Inf	-Inf	4.34	3	Vertical	129	2.15	-	90.20	31.90	6.93	34.49
PK	5.5162G	52.84	68.20	-15.36	4.13	3	Vertical	129	2.15	-	48.71	31.77	6.82	34.46
PK	5.7778G	102.97	Inf	-Inf	4.33	3	Vertical	129	2.15	-	98.64	31.90	6.92	34.49
PK	6.0274G	53.19	68.20	-15.01	5.00	3	Vertical	129	2.15	-	48.19	32.41	7.12	34.53

802.11ax HEW20_Nss1,(MCS0)_4TX

5785MHz_TX

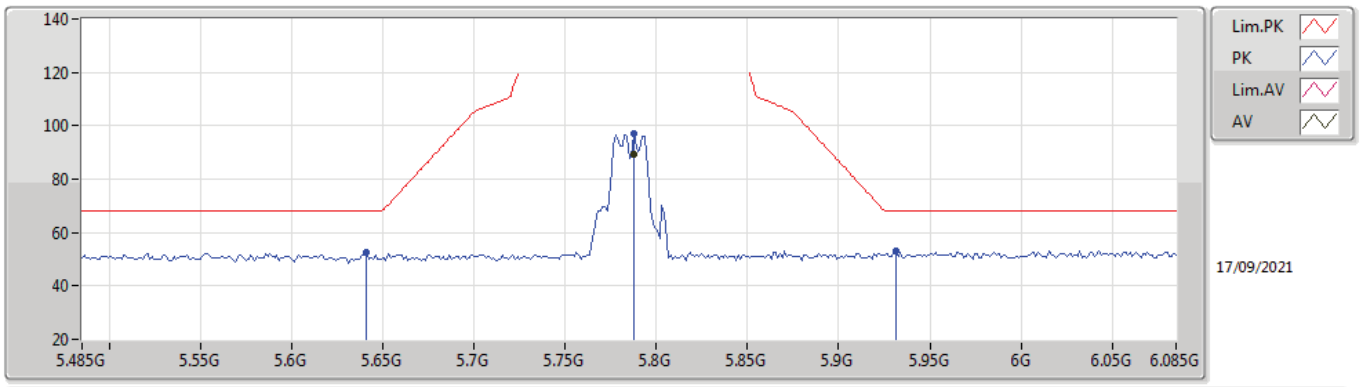

Type	Freq	Level	Limit	Margin	Factor	Dist	Condition	Azimuth	Height	Comment	Raw	AF	CL	PA
	(Hz)	(dBuV/m)	(dBuV/m)	(dB)	(dB)	(m)		(°)	(m)		(dBuV)	(dB)	(dB)	(dB)
AV	5.7874G	89.19	Inf	-Inf	4.34	3	Horizontal	258	1.35	-	84.85	31.90	6.93	34.49
PK	5.641G	52.45	68.20	-15.75	4.01	3	Horizontal	258	1.35	-	48.44	31.62	6.87	34.48
PK	5.7874G	97.31	Inf	-Inf	4.34	3	Horizontal	258	1.35	-	92.97	31.90	6.93	34.49
PK	5.9314G	53.20	68.20	-15.00	4.87	3	Horizontal	258	1.35	-	48.33	32.33	7.05	34.51

802.11ax HEW20_Nss1,(MCS0)_4TX

5785MHz_TX

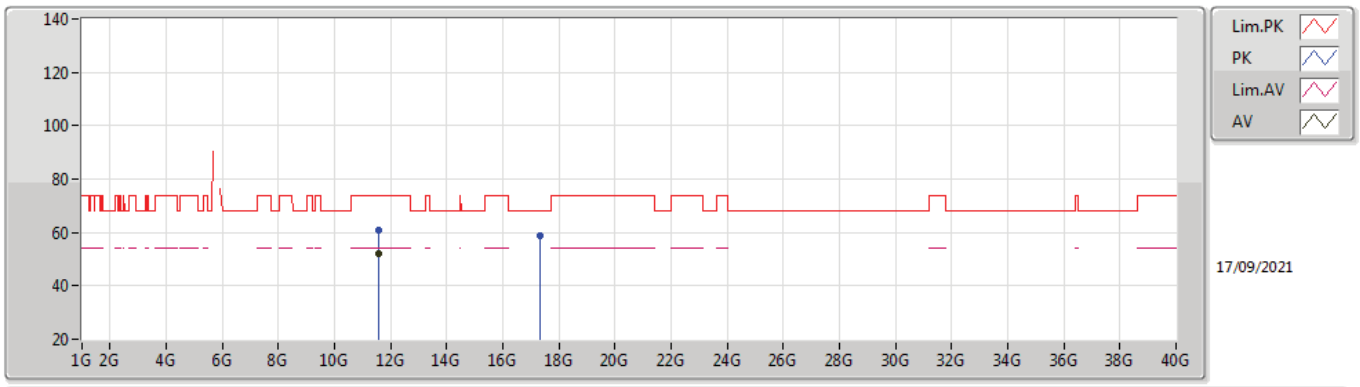

Type	Freq	Level	Limit	Margin	Factor	Dist	Condition	Azimuth	Height	Comment	Raw	AF	CL	PA
	(Hz)	(dBuV/m)	(dBuV/m)	(dB)	(dB)	(m)		(°)	(m)		(dBuV)	(dB)	(dB)	(dB)
AV	11.57G	52.26	54.00	-1.74	15.78	3	Vertical	174	3.00	-	36.48	39.83	9.94	33.99
PK	11.57024G	60.85	74.00	-13.15	15.78	3	Vertical	174	3.00	-	45.07	39.83	9.94	33.99
PK	17.35074G	59.05	68.20	-9.15	18.56	3	Vertical	289	1.88	-	40.49	40.31	12.38	34.13

802.11ax HEW20_Nss1,(MCS0)_4TX

5785MHz_TX

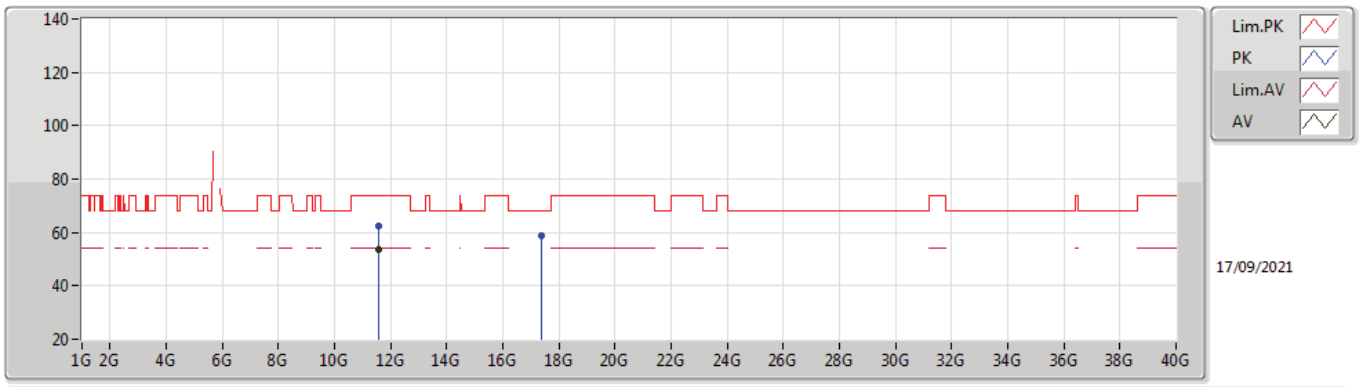

Type	Freq	Level	Limit	Margin	Factor	Dist	Condition	Azimuth	Height	Comment	Raw	AF	CL	PA
	(Hz)	(dBuV/m)	(dBuV/m)	(dB)	(dB)	(m)		(°)	(m)		(dBuV)	(dB)	(dB)	(dB)
AV	11.57018G	53.75	54.00	-0.25	15.78	3	Horizontal	305	1.14	-	37.97	39.83	9.94	33.99
PK	11.57036G	62.58	74.00	-11.42	15.78	3	Horizontal	305	1.14	-	46.80	39.83	9.94	33.99
PK	17.36142G	58.59	68.20	-9.61	18.63	3	Horizontal	180	2.43	-	39.96	40.39	12.38	34.14

802.11ax HEW20_Nss1,(MCS0)_4TX

5825MHz_TX

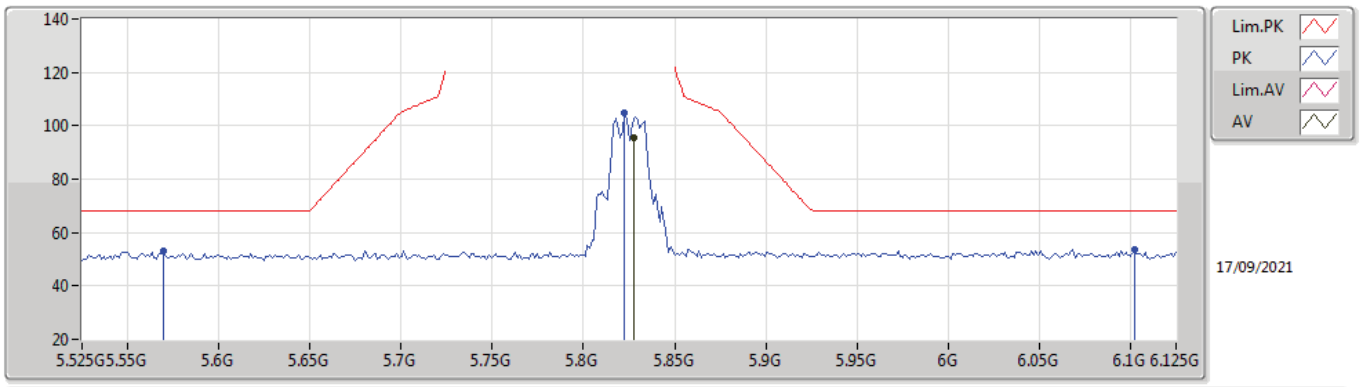

Type	Freq	Level	Limit	Margin	Factor	Dist	Condition	Azimuth	Height	Comment	Raw	AF	CL	PA
	(Hz)	(dBuV/m)	(dBuV/m)	(dB)	(dB)	(m)		(°)	(m)		(dBuV)	(dB)	(dB)	(dB)
AV	5.8274G	95.61	Inf	-Inf	4.46	3	Vertical	14	1.48	-	91.15	32.01	6.95	34.50
PK	5.5694G	53.08	68.20	-15.12	4.07	3	Vertical	14	1.48	-	49.01	31.70	6.84	34.47
PK	5.8226G	104.82	Inf	-Inf	4.44	3	Vertical	14	1.48	-	100.38	31.99	6.95	34.50
PK	6.1022G	53.59	68.20	-14.61	5.02	3	Vertical	14	1.48	-	48.57	32.41	7.15	34.54

802.11ax HEW20_Nss1,(MCS0)_4TX

5825MHz_TX

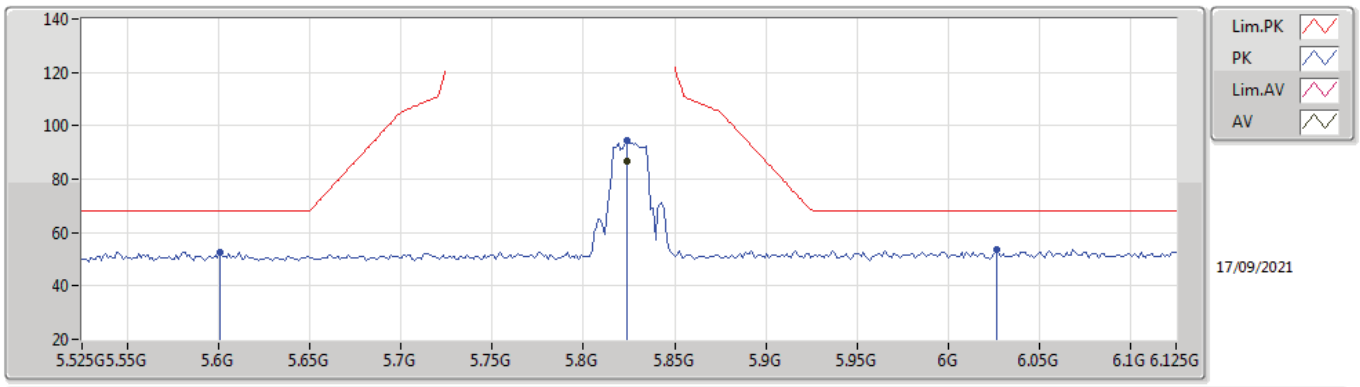

Type	Freq	Level	Limit	Margin	Factor	Dist	Condition	Azimuth	Height	Comment	Raw	AF	CL	PA
	(Hz)	(dBuV/m)	(dBuV/m)	(dB)	(dB)	(m)		(°)	(m)		(dBuV)	(dB)	(dB)	(dB)
AV	5.8238G	86.77	Inf	-Inf	4.45	3	Horizontal	78	1.02	-	82.32	32.00	6.95	34.50
PK	5.6006G	52.65	68.20	-15.55	4.09	3	Horizontal	78	1.02	-	48.56	31.70	6.86	34.47
PK	5.8238G	94.49	Inf	-Inf	4.45	3	Horizontal	78	1.02	-	90.04	32.00	6.95	34.50
PK	6.0266G	53.56	68.20	-14.64	5.00	3	Horizontal	78	1.02	-	48.56	32.41	7.12	34.53

802.11ax HEW20_Nss1,(MCS0)_4TX

5825MHz_TX

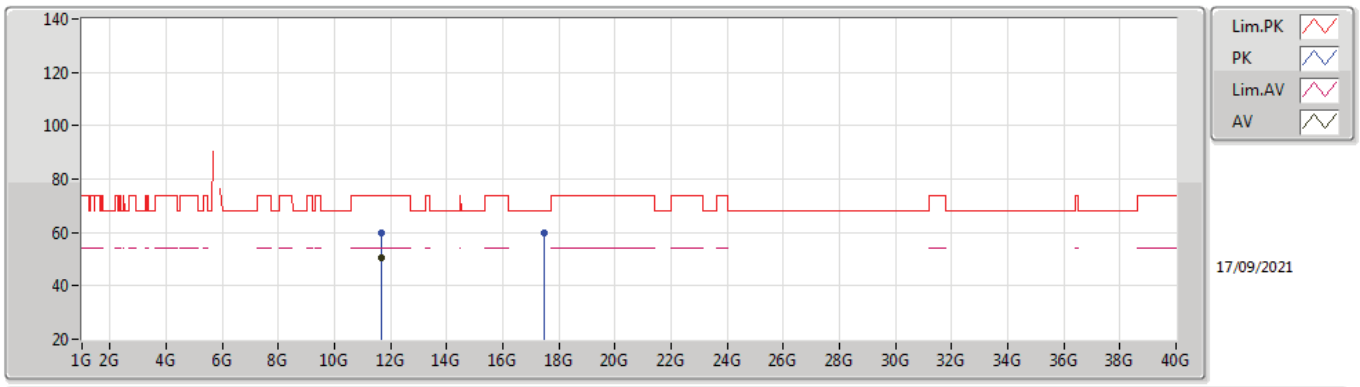

Type	Freq	Level	Limit	Margin	Factor	Dist	Condition	Azimuth	Height	Comment	Raw	AF	CL	PA
	(Hz)	(dBuV/m)	(dBuV/m)	(dB)	(dB)	(m)		(°)	(m)		(dBuV)	(dB)	(dB)	(dB)
AV	11.65018G	50.68	54.00	-3.32	15.48	3	Vertical	174	1.42	-	35.20	39.55	9.97	34.04
PK	11.65012G	59.87	74.00	-14.13	15.48	3	Vertical	174	1.42	-	44.39	39.55	9.97	34.04
PK	17.4735G	59.80	68.20	-8.40	19.19	3	Vertical	76	2.95	-	40.61	40.99	12.43	34.23

802.11ax HEW20_Nss1,(MCS0)_4TX

5825MHz_TX

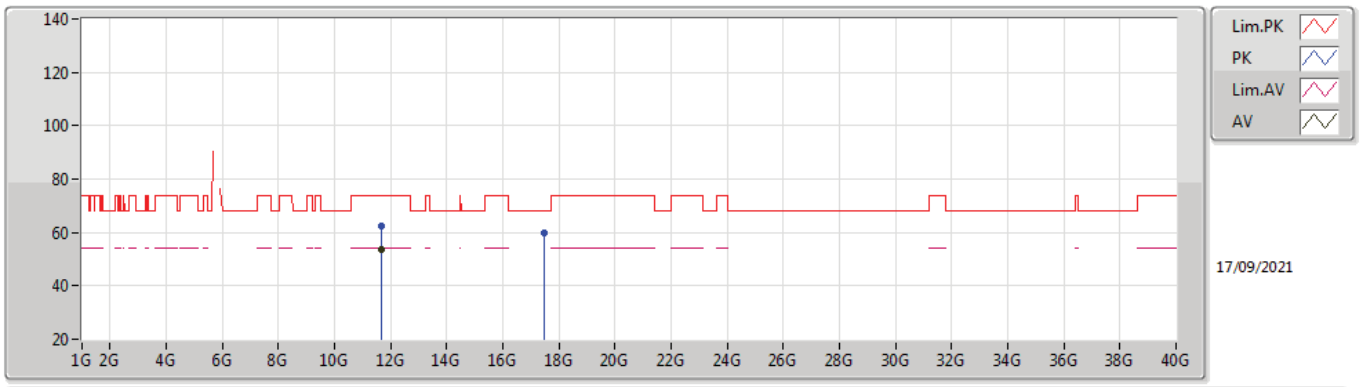

Type	Freq	Level	Limit	Margin	Factor	Dist	Condition	Azimuth	Height	Comment	Raw	AF	CL	PA
	(Hz)	(dBuV/m)	(dBuV/m)	(dB)	(dB)	(m)		(°)	(m)		(dBuV)	(dB)	(dB)	(dB)
AV	11.65018G	53.49	54.00	-0.51	15.48	3	Horizontal	307	1.12	-	38.01	39.55	9.97	34.04
PK	11.6503G	62.36	74.00	-11.64	15.48	3	Horizontal	307	1.12	-	46.88	39.55	9.97	34.04
PK	17.4711G	59.74	68.20	-8.46	19.18	3	Horizontal	116	1.44	-	40.56	40.98	12.43	34.23

802.11ax HEW40_Nss1,(MCS0)_4TX

5190MHz_TX

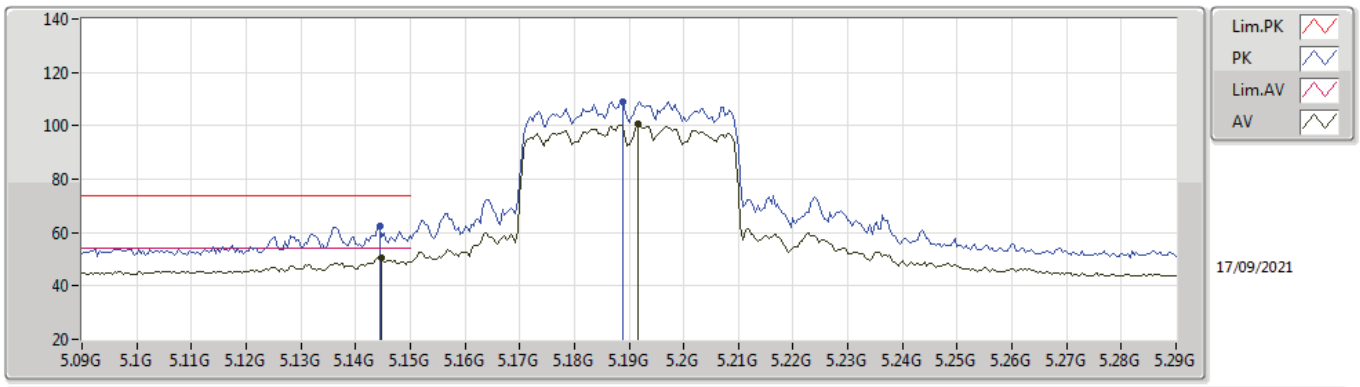

Type	Freq	Level	Limit	Margin	Factor	Dist	Condition	Azimuth	Height	Comment	Raw	AF	CL	PA
	(Hz)	(dBuV/m)	(dBuV/m)	(dB)	(dB)	(m)		(°)	(m)		(dBuV)	(dB)	(dB)	(dB)
AV	5.1448G	50.44	54.00	-3.56	4.05	3	Vertical	102	1.49	-	46.39	32.00	6.49	34.44
AV	5.1916G	100.77	Inf	-Inf	4.00	3	Vertical	102	1.49	-	96.77	31.92	6.52	34.44
PK	5.1444G	62.60	74.00	-11.40	4.05	3	Vertical	102	1.49	-	58.55	32.00	6.49	34.44
PK	5.1888G	109.07	Inf	-Inf	4.00	3	Vertical	102	1.49	-	105.07	31.92	6.52	34.44

802.11ax HEW40_Nss1,(MCS0)_4TX

5190MHz_TX

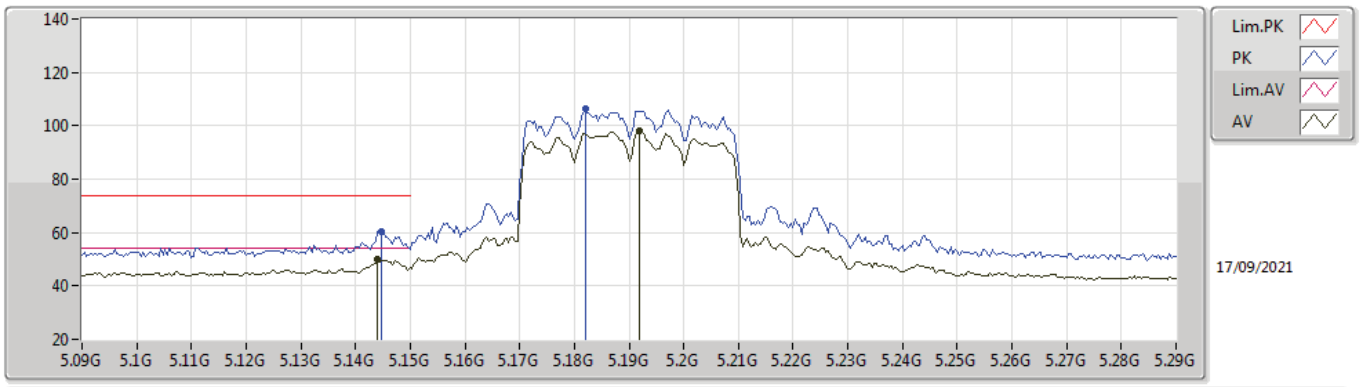

Type	Freq	Level	Limit	Margin	Factor	Dist	Condition	Azimuth	Height	Comment	Raw	AF	CL	PA
	(Hz)	(dBuV/m)	(dBuV/m)	(dB)	(dB)	(m)		(°)	(m)		(dBuV)	(dB)	(dB)	(dB)
AV	5.144G	49.82	54.00	-4.18	4.05	3	Horizontal	299	1.07	-	45.77	32.00	6.49	34.44
AV	5.192G	98.12	Inf	-Inf	4.00	3	Horizontal	299	1.07	-	94.12	31.92	6.52	34.44
PK	5.1448G	60.34	74.00	-13.66	4.05	3	Horizontal	299	1.07	-	56.29	32.00	6.49	34.44
PK	5.182G	106.16	Inf	-Inf	4.02	3	Horizontal	299	1.07	-	102.14	31.94	6.52	34.44

802.11ax HEW40_Nss1,(MCS0)_4TX

5190MHz_TX

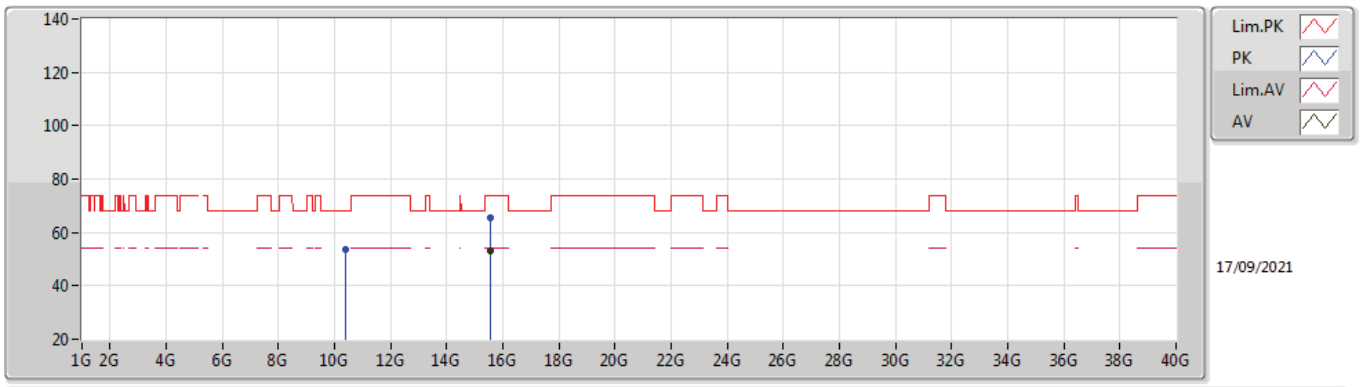

Type	Freq	Level	Limit	Margin	Factor	Dist	Condition	Azimuth	Height	Comment	Raw	AF	CL	PA
	(Hz)	(dBuV/m)	(dBuV/m)	(dB)	(dB)	(m)		(°)	(m)		(dBuV)	(dB)	(dB)	(dB)
AV	15.57498G	53.19	54.00	-0.81	15.00	3	Vertical	291	1.97	-	38.19	37.85	11.65	34.50
PK	10.3899G	53.69	68.20	-14.51	14.43	3	Vertical	25	1.50	-	39.26	39.56	9.52	34.65
PK	15.57516G	65.64	74.00	-8.36	15.00	3	Vertical	291	1.97	-	50.64	37.85	11.65	34.50

802.11ax HEW40_Nss1,(MCS0)_4TX

5190MHz_TX

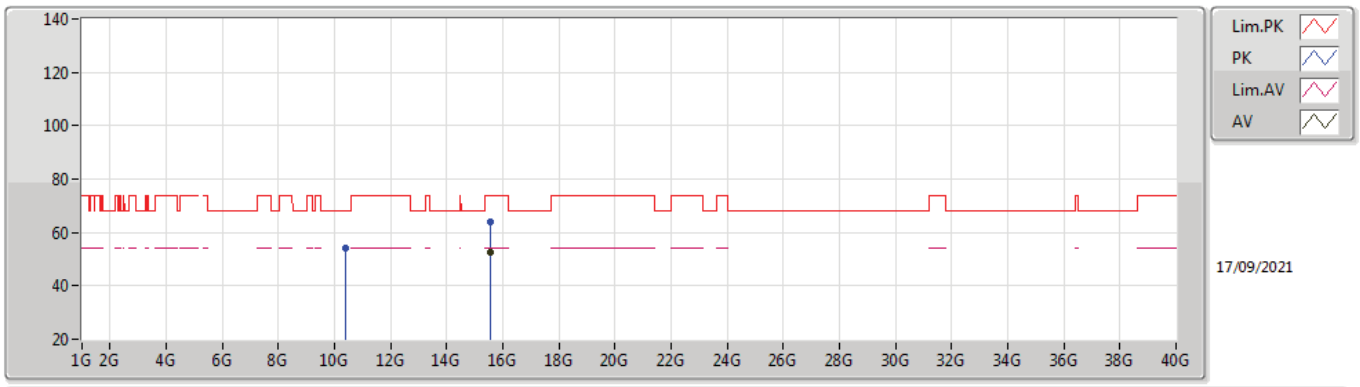

Type	Freq	Level	Limit	Margin	Factor	Dist	Condition	Azimuth	Height	Comment	Raw	AF	CL	PA
	(Hz)	(dBuV/m)	(dBuV/m)	(dB)	(dB)	(m)		(°)	(m)		(dBuV)	(dB)	(dB)	(dB)
AV	15.57522G	52.66	54.00	-1.34	15.00	3	Horizontal	323	1.17	-	37.66	37.85	11.65	34.50
PK	10.38528G	54.25	68.20	-13.95	14.40	3	Horizontal	234	1.17	-	39.85	39.54	9.52	34.66
PK	15.58104G	63.76	74.00	-10.24	14.96	3	Horizontal	323	1.17	-	48.80	37.81	11.65	34.50

802.11ax HEW40_Nss1,(MCS0)_4TX

5230MHz_TX

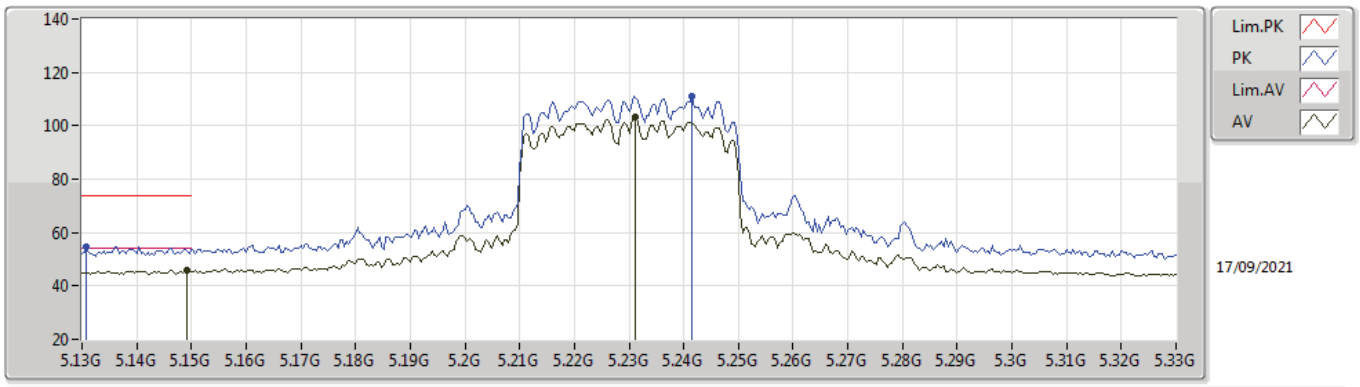

Type	Freq	Level	Limit	Margin	Factor	Dist	Condition	Azimuth	Height	Comment	Raw	AF	CL	PA
	(Hz)	(dBuV/m)	(dBuV/m)	(dB)	(dB)	(m)		(°)	(m)		(dBuV)	(dB)	(dB)	(dB)
AV	5.1492G	45.81	54.00	-8.19	4.05	3	Vertical	103	1.18	-	41.76	32.00	6.49	34.44
AV	5.2312G	103.23	Inf	-Inf	3.78	3	Vertical	103	1.18	-	99.45	31.65	6.57	34.44
PK	5.1308G	54.70	74.00	-19.30	4.04	3	Vertical	103	1.18	-	50.66	32.00	6.48	34.44
PK	5.2416G	111.03	Inf	-Inf	3.71	3	Vertical	103	1.18	-	107.32	31.57	6.58	34.44

802.11ax HEW40_Nss1,(MCS0)_4TX

5230MHz_TX

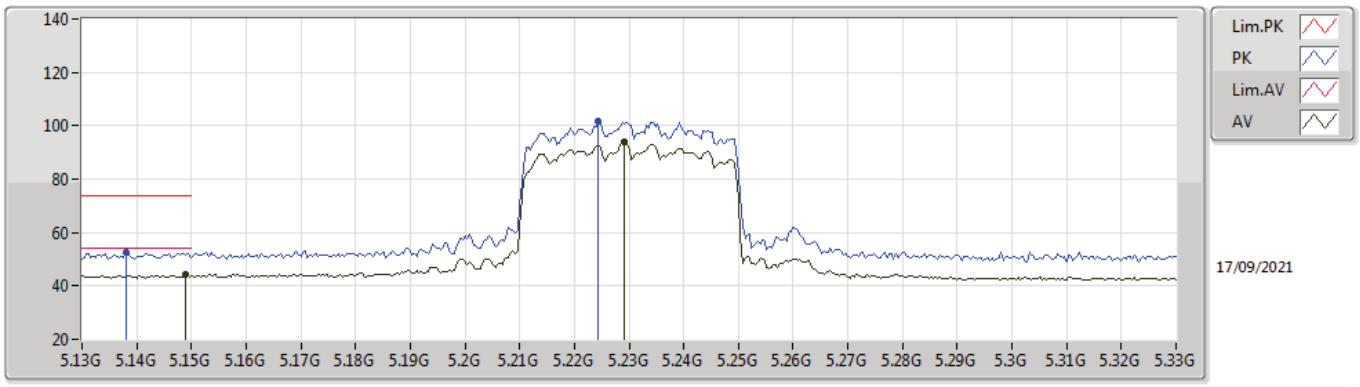

Type	Freq	Level	Limit	Margin	Factor	Dist	Condition	Azimuth	Height	Comment	Raw	AF	CL	PA
	(Hz)	(dBuV/m)	(dBuV/m)	(dB)	(dB)	(m)		(°)	(m)		(dBuV)	(dB)	(dB)	(dB)
AV	5.1488G	44.11	54.00	-9.89	4.05	3	Horizontal	103	3.00	-	40.06	32.00	6.49	34.44
AV	5.2292G	93.78	Inf	-Inf	3.79	3	Horizontal	103	3.00	-	89.99	31.67	6.56	34.44
PK	5.138G	52.39	74.00	-21.61	4.04	3	Horizontal	103	3.00	-	48.35	32.00	6.48	34.44
PK	5.2244G	101.53	Inf	-Inf	3.82	3	Horizontal	103	3.00	-	97.71	31.70	6.56	34.44

802.11ax HEW40_Nss1,(MCS0)_4TX

5230MHz_TX

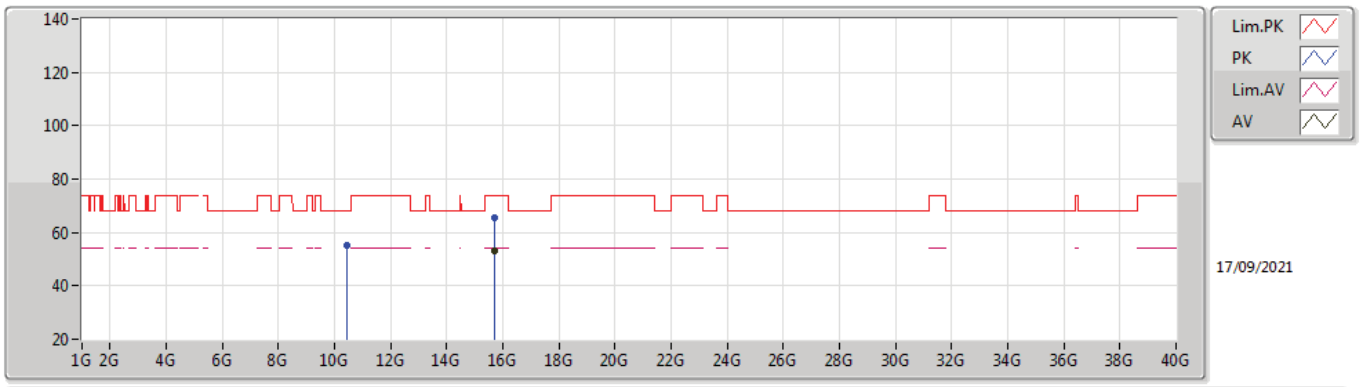

Type	Freq	Level	Limit	Margin	Factor	Dist	Condition	Azimuth	Height	Comment	Raw	AF	CL	PA
	(Hz)	(dBuV/m)	(dBuV/m)	(dB)	(dB)	(m)		(°)	(m)		(dBuV)	(dB)	(dB)	(dB)
AV	15.69834G	53.12	54.00	-0.88	14.52	3	Vertical	317	1.20	-	38.60	37.40	11.70	34.58
PK	10.46438G	54.94	68.20	-13.26	14.67	3	Vertical	106	1.67	-	40.27	39.66	9.54	34.53
PK	15.68244G	65.58	74.00	-8.42	14.58	3	Vertical	317	1.20	-	51.00	37.45	11.70	34.57

802.11ax HEW40_Nss1,(MCS0)_4TX

5230MHz_TX

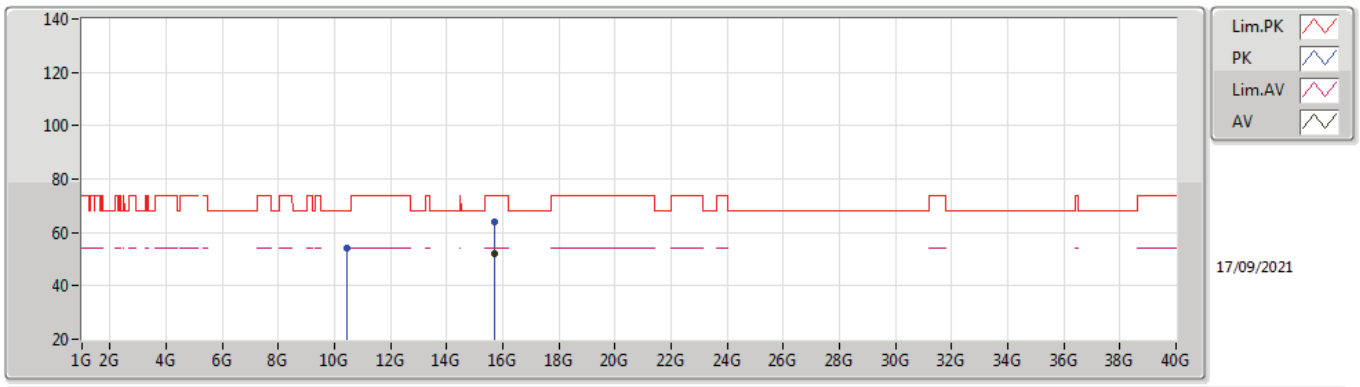

Type	Freq	Level	Limit	Margin	Factor	Dist	Condition	Azimuth	Height	Comment	Raw	AF	CL	PA
	(Hz)	(dBuV/m)	(dBuV/m)	(dB)	(dB)	(m)		(°)	(m)		(dBuV)	(dB)	(dB)	(dB)
AV	15.6933G	52.27	54.00	-1.73	14.55	3	Horizontal	303	1.21	-	37.72	37.42	11.70	34.57
PK	10.44512G	54.31	68.20	-13.89	14.63	3	Horizontal	172	1.50	-	39.68	39.65	9.54	34.56
PK	15.68874G	64.15	74.00	-9.85	14.56	3	Horizontal	303	1.21	-	49.59	37.43	11.70	34.57

802.11ax HEW40_Nss1,(MCS0)_4TX

5755MHz_TX

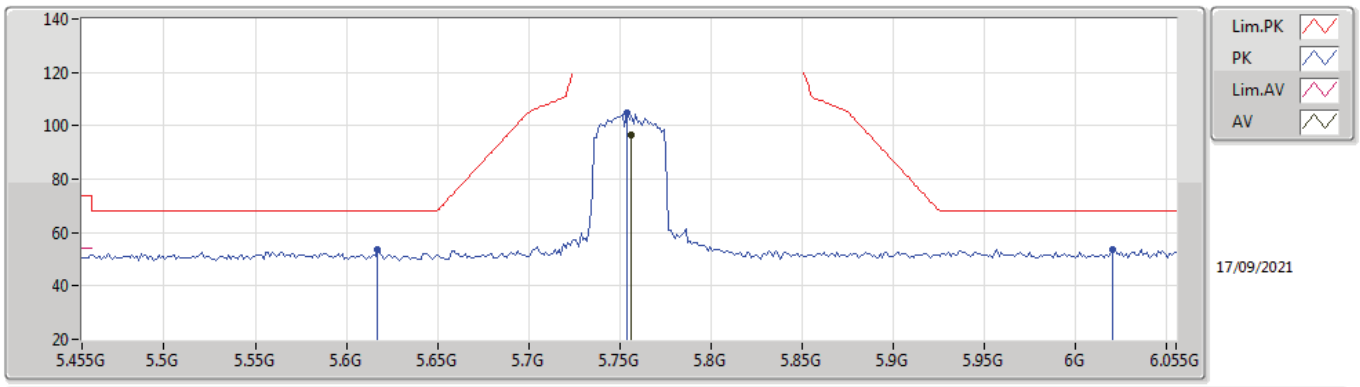

Type	Freq	Level	Limit	Margin	Factor	Dist	Condition	Azimuth	Height	Comment	Raw	AF	CL	PA
	(Hz)	(dBuV/m)	(dBuV/m)	(dB)	(dB)	(m)		(°)	(m)		(dBuV)	(dB)	(dB)	(dB)
AV	5.7562G	96.71	Inf	-Inf	4.32	3	Vertical	151	1.14	-	92.39	31.90	6.91	34.49
PK	5.617G	53.87	68.20	-14.33	4.07	3	Vertical	151	1.14	-	49.80	31.67	6.87	34.47
PK	5.7538G	104.92	Inf	-Inf	4.32	3	Vertical	151	1.14	-	100.60	31.90	6.91	34.49
PK	6.0202G	53.60	68.20	-14.60	4.98	3	Vertical	151	1.14	-	48.62	32.38	7.12	34.52

802.11ax HEW40_Nss1,(MCS0)_4TX

5755MHz_TX

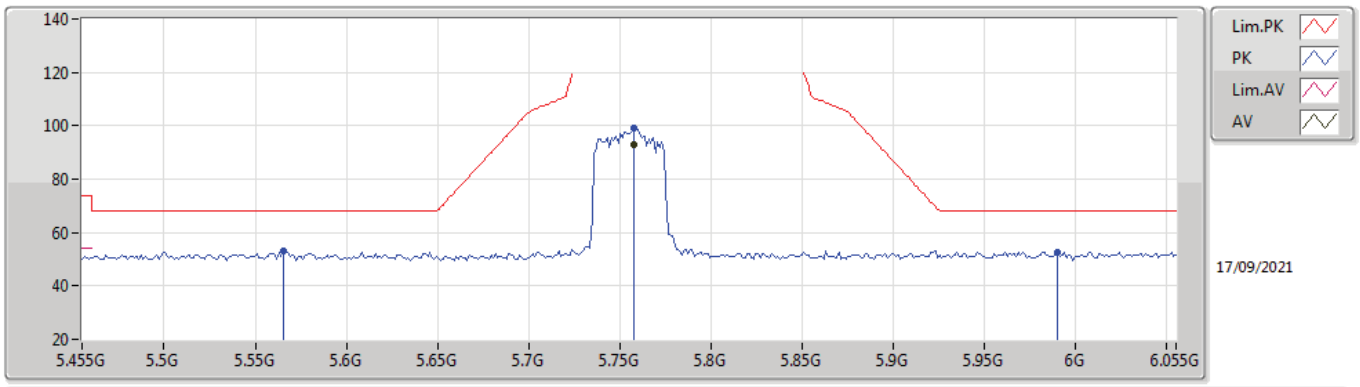

Type	Freq	Level	Limit	Margin	Factor	Dist	Condition	Azimuth	Height	Comment	Raw	AF	CL	PA
	(Hz)	(dBuV/m)	(dBuV/m)	(dB)	(dB)	(m)		(°)	(m)		(dBuV)	(dB)	(dB)	(dB)
AV	5.7574G	92.76	Inf	-Inf	4.33	3	Horizontal	79	1.31	-	88.43	31.90	6.92	34.49
PK	5.5654G	53.07	68.20	-15.13	4.07	3	Horizontal	79	1.31	-	49.00	31.70	6.84	34.47
PK	5.7574G	99.38	Inf	-Inf	4.33	3	Horizontal	79	1.31	-	95.05	31.90	6.92	34.49
PK	5.9902G	52.79	68.20	-15.41	4.90	3	Horizontal	79	1.31	-	47.89	32.32	7.10	34.52

802.11ax HEW40_Nss1,(MCS0)_4TX

5755MHz_TX

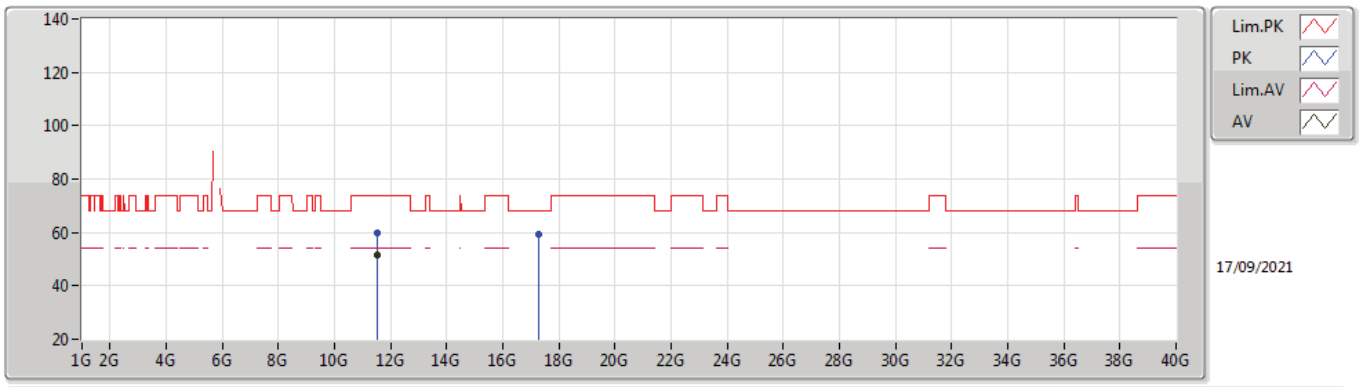

Type	Freq	Level	Limit	Margin	Factor	Dist	Condition	Azimuth	Height	Comment	Raw	AF	CL	PA
	(Hz)	(dBuV/m)	(dBuV/m)	(dB)	(dB)	(m)		(°)	(m)		(dBuV)	(dB)	(dB)	(dB)
AV	11.51012G	51.40	54.00	-2.60	15.85	3	Vertical	174	3.00	-	35.55	39.89	9.92	33.96
PK	11.51042G	60.08	74.00	-13.92	15.85	3	Vertical	174	3.00	-	44.23	39.89	9.92	33.96
PK	17.26662G	59.48	68.20	-8.72	18.17	3	Vertical	289	1.84	-	41.31	39.90	12.34	34.07

802.11ax HEW40_Nss1,(MCS0)_4TX

5755MHz_TX

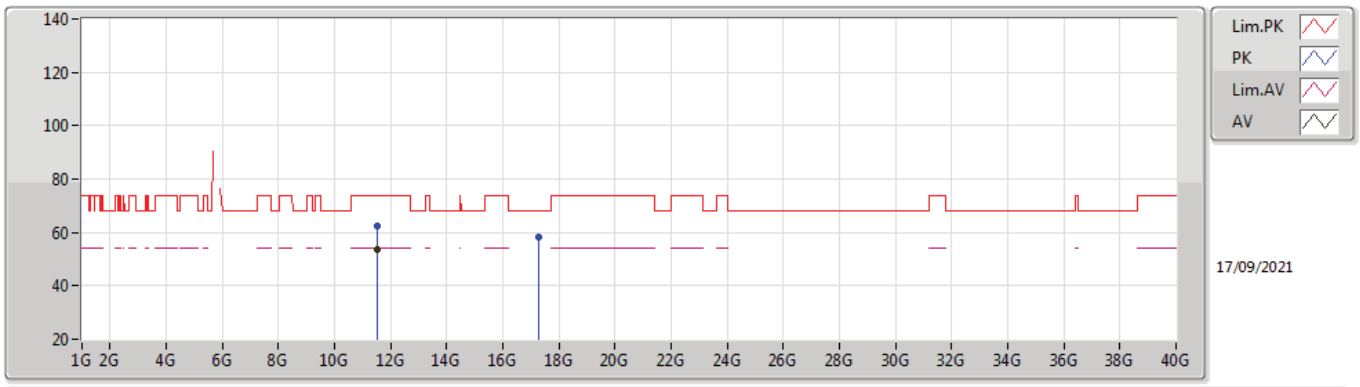

Type	Freq	Level	Limit	Margin	Factor	Dist	Condition	Azimuth	Height	Comment	Raw	AF	CL	PA
	(Hz)	(dBuV/m)	(dBuV/m)	(dB)	(dB)	(m)		(°)	(m)		(dBuV)	(dB)	(dB)	(dB)
AV	11.51024G	53.48	54.00	-0.52	15.85	3	Horizontal	306	1.06	-	37.63	39.89	9.92	33.96
PK	11.5151G	62.52	74.00	-11.48	15.84	3	Horizontal	306	1.06	-	46.68	39.88	9.92	33.96
PK	17.25906G	58.11	68.20	-10.09	18.18	3	Horizontal	197	2.07	-	39.93	39.90	12.34	34.06

802.11ax HEW40_Nss1,(MCS0)_4TX

5795MHz_TX

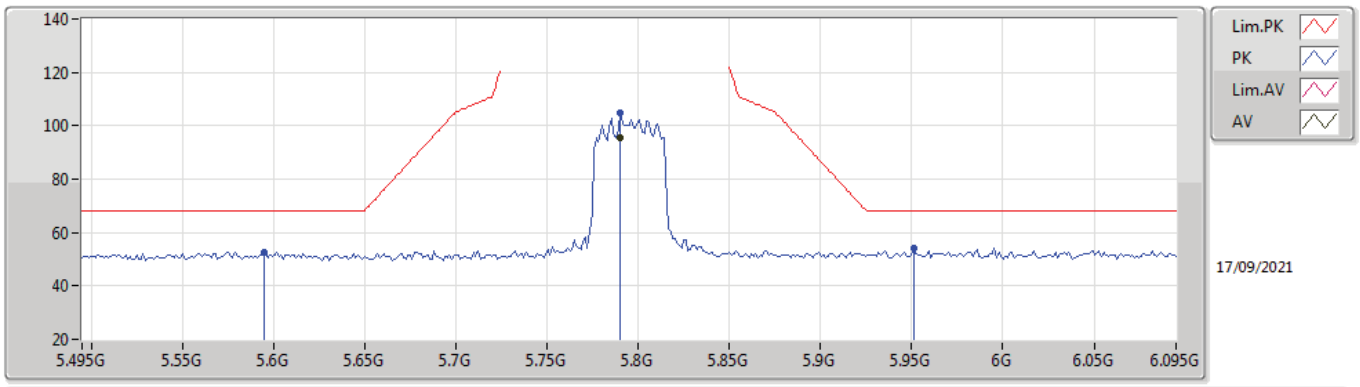

Type	Freq	Level	Limit	Margin	Factor	Dist	Condition	Azimuth	Height	Comment	Raw	AF	CL	PA
	(Hz)	(dBuV/m)	(dBuV/m)	(dB)	(dB)	(m)		(°)	(m)		(dBuV)	(dB)	(dB)	(dB)
AV	5.7902G	95.49	Inf	-Inf	4.34	3	Vertical	129	1.08	-	91.15	31.90	6.93	34.49
PK	5.5946G	52.74	68.20	-15.46	4.09	3	Vertical	129	1.08	-	48.65	31.70	6.86	34.47
PK	5.7902G	104.63	Inf	-Inf	4.34	3	Vertical	129	1.08	-	100.29	31.90	6.93	34.49
PK	5.951G	54.34	68.20	-13.86	4.96	3	Vertical	129	1.08	-	49.38	32.40	7.07	34.51

802.11ax HEW40_Nss1,(MCS0)_4TX

5795MHz_TX

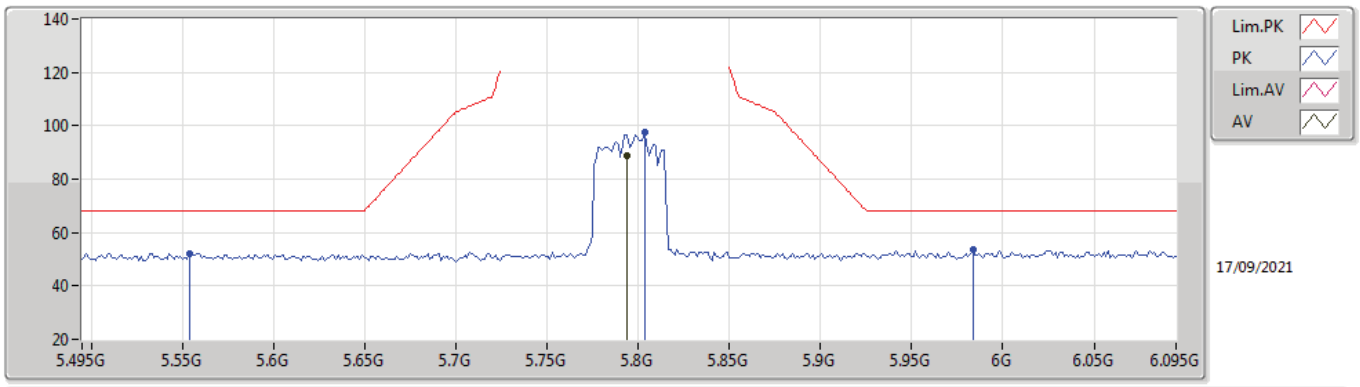

Type	Freq	Level	Limit	Margin	Factor	Dist	Condition	Azimuth	Height	Comment	Raw	AF	CL	PA
	(Hz)	(dBuV/m)	(dBuV/m)	(dB)	(dB)	(m)		(°)	(m)		(dBuV)	(dB)	(dB)	(dB)
AV	5.7938G	88.98	Inf	-Inf	4.33	3	Horizontal	258	1.22	-	84.65	31.90	6.93	34.50
PK	5.5538G	52.11	68.20	-16.09	4.07	3	Horizontal	258	1.22	-	48.04	31.70	6.84	34.47
PK	5.8034G	97.76	Inf	-Inf	4.34	3	Horizontal	258	1.22	-	93.42	31.91	6.93	34.50
PK	5.9834G	53.56	68.20	-14.64	4.91	3	Horizontal	258	1.22	-	48.65	32.33	7.10	34.52

802.11ax HEW40_Nss1,(MCS0)_4TX

5795MHz_TX

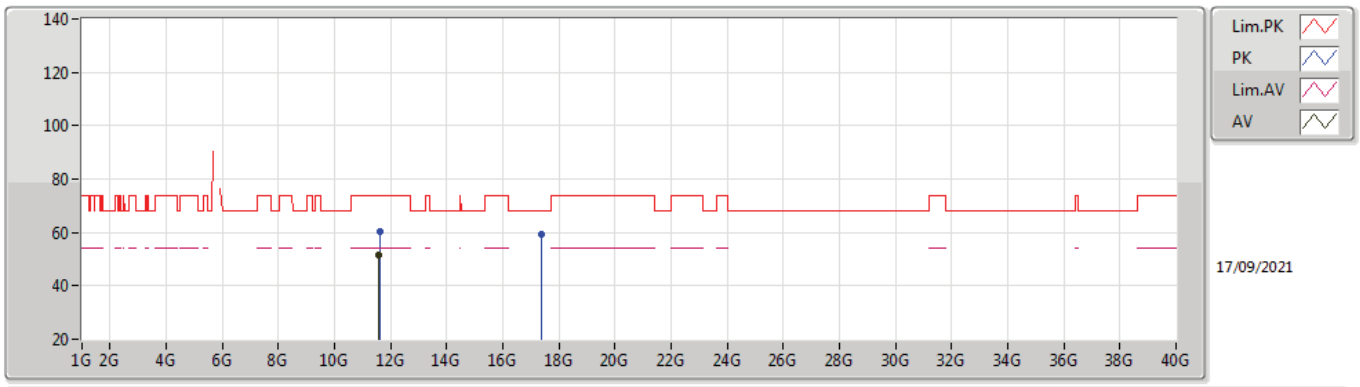

Type	Freq	Level	Limit	Margin	Factor	Dist	Condition	Azimuth	Height	Comment	Raw	AF	CL	PA
	(Hz)	(dBuV/m)	(dBuV/m)	(dB)	(dB)	(m)		(°)	(m)		(dBuV)	(dB)	(dB)	(dB)
AV	11.59036G	51.56	54.00	-2.44	15.74	3	Vertical	174	2.97	-	35.82	39.81	9.94	34.01
PK	11.60068G	60.16	74.00	-13.84	15.74	3	Vertical	174	2.97	-	44.42	39.80	9.95	34.01
PK	17.38608G	59.32	68.20	-8.88	18.82	3	Vertical	289	1.83	-	40.50	40.59	12.39	34.16

802.11ax HEW40_Nss1,(MCS0)_4TX

5795MHz_TX

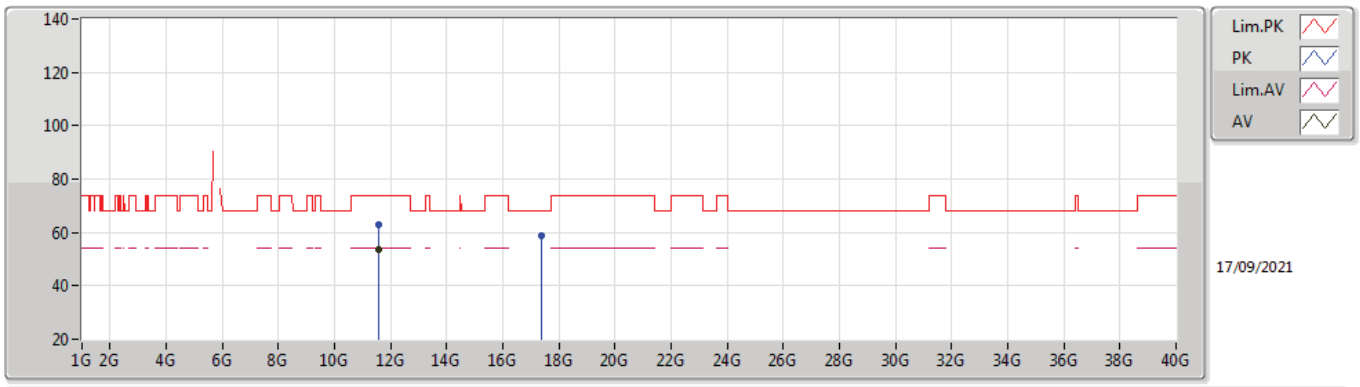

Type	Freq	Level	Limit	Margin	Factor	Dist	Condition	Azimuth	Height	Comment	Raw	AF	CL	PA
	(Hz)	(dBuV/m)	(dBuV/m)	(dB)	(dB)	(m)		(°)	(m)		(dBuV)	(dB)	(dB)	(dB)
AV	11.59024G	53.80	54.00	-0.20	15.74	3	Horizontal	307	1.14	-	38.06	39.81	9.94	34.01
PK	11.59036G	62.85	74.00	-11.15	15.74	3	Horizontal	307	1.14	-	47.11	39.81	9.94	34.01
PK	17.37078G	58.93	68.20	-9.27	18.71	3	Horizontal	95	1.14	-	40.22	40.47	12.39	34.15

802.11ax HEW80_Nss1,(MCS0)_4TX

5210MHz_TX

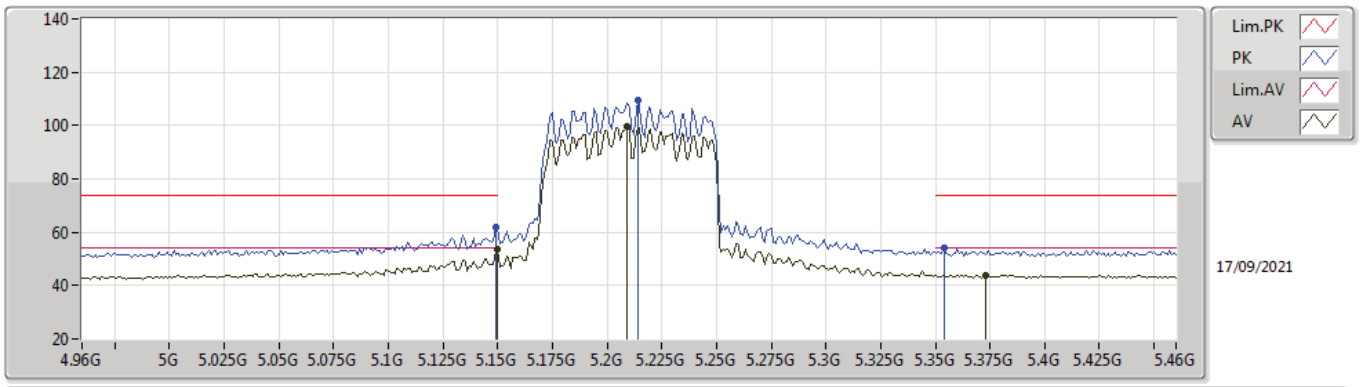

Type	Freq	Level	Limit	Margin	Factor	Dist	Condition	Azimuth	Height	Comment	Raw	AF	CL	PA
	(Hz)	(dBuV/m)	(dBuV/m)	(dB)	(dB)	(m)		(°)	(m)		(dBuV)	(dB)	(dB)	(dB)
AV	5.15G	53.81	54.00	-0.19	4.05	3	Vertical	316	2.29	-	49.76	32.00	6.49	34.44
AV	5.209G	99.63	Inf	-Inf	3.93	3	Vertical	316	2.29	-	95.70	31.83	6.54	34.44
AV	5.373G	44.05	54.00	-9.95	3.56	3	Vertical	316	2.29	-	40.49	31.28	6.73	34.45
PK	5.149G	61.64	74.00	-12.36	4.05	3	Vertical	316	2.29	-	57.59	32.00	6.49	34.44
PK	5.214G	109.65	Inf	-Inf	3.90	3	Vertical	316	2.29	-	105.75	31.79	6.55	34.44
PK	5.354G	53.95	74.00	-20.05	3.39	3	Vertical	316	2.29	-	50.56	31.13	6.71	34.45

802.11ax HEW80_Nss1,(MCS0)_4TX

5210MHz_TX

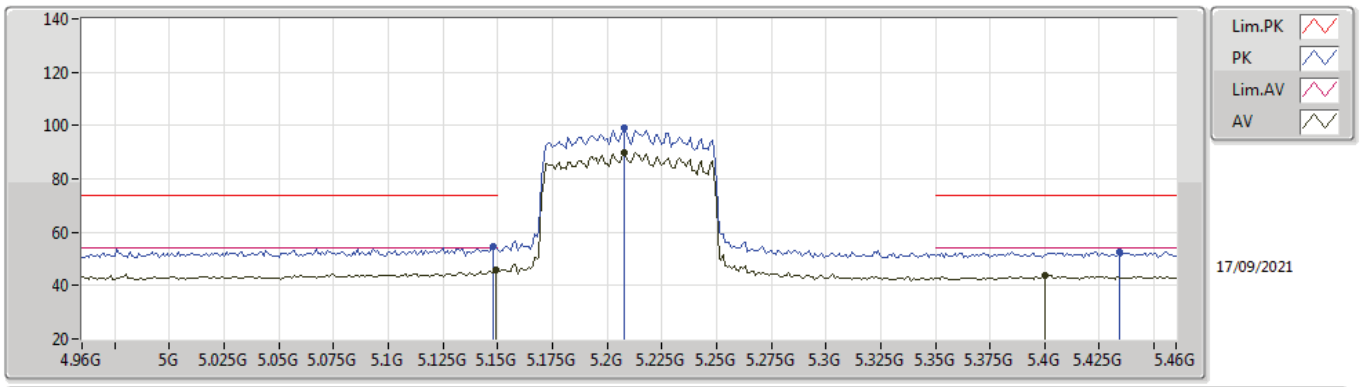

Type	Freq	Level	Limit	Margin	Factor	Dist	Condition	Azimuth	Height	Comment	Raw	AF	CL	PA
	(Hz)	(dBuV/m)	(dBuV/m)	(dB)	(dB)	(m)		(°)	(m)		(dBuV)	(dB)	(dB)	(dB)
AV	5.149G	45.76	54.00	-8.24	4.05	3	Horizontal	100	1.03	-	41.71	32.00	6.49	34.44
AV	5.208G	89.82	Inf	-Inf	3.94	3	Horizontal	100	1.03	-	85.88	31.84	6.54	34.44
AV	5.4G	43.62	54.00	-10.38	3.81	3	Horizontal	100	1.03	-	39.81	31.50	6.76	34.45
PK	5.148G	54.52	74.00	-19.48	4.05	3	Horizontal	100	1.03	-	50.47	32.00	6.49	34.44
PK	5.208G	99.16	Inf	-Inf	3.94	3	Horizontal	100	1.03	-	95.22	31.84	6.54	34.44
PK	5.434G	52.66	74.00	-21.34	3.89	3	Horizontal	100	1.03	-	48.77	31.57	6.78	34.46

802.11ax HEW80_Nss1,(MCS0)_4TX

5210MHz_TX

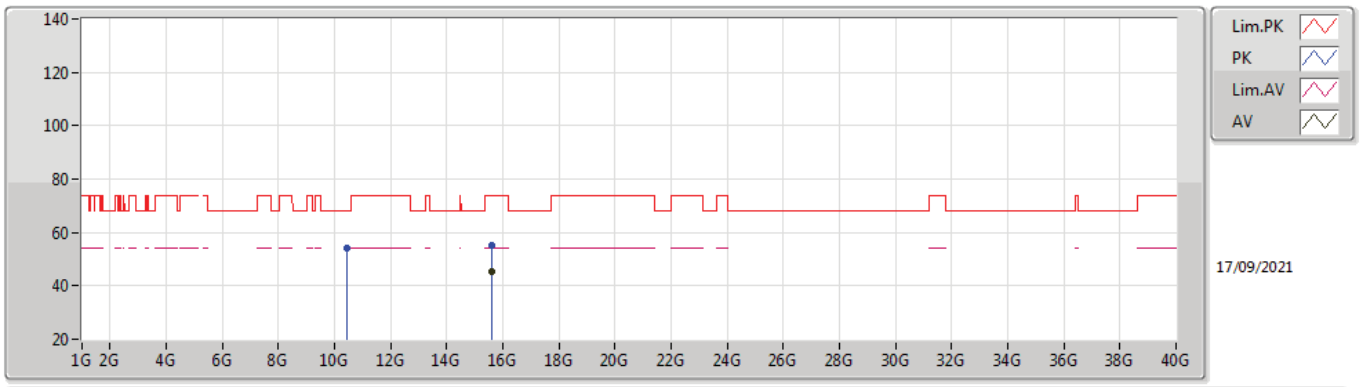

Type	Freq	Level	Limit	Margin	Factor	Dist	Condition	Azimuth	Height	Comment	Raw	AF	CL	PA
	(Hz)	(dBuV/m)	(dBuV/m)	(dB)	(dB)	(m)		(°)	(m)		(dBuV)	(dB)	(dB)	(dB)
AV	15.61932G	45.56	54.00	-8.44	14.78	3	Vertical	97	1.31	-	30.78	37.64	11.67	34.53
PK	10.43206G	54.19	68.20	-14.01	14.58	3	Vertical	82	1.37	-	39.61	39.63	9.53	34.58
PK	15.62544G	55.21	74.00	-18.79	14.76	3	Vertical	97	1.31	-	40.45	37.62	11.67	34.53

802.11ax HEW80_Nss1,(MCS0)_4TX

5210MHz_TX

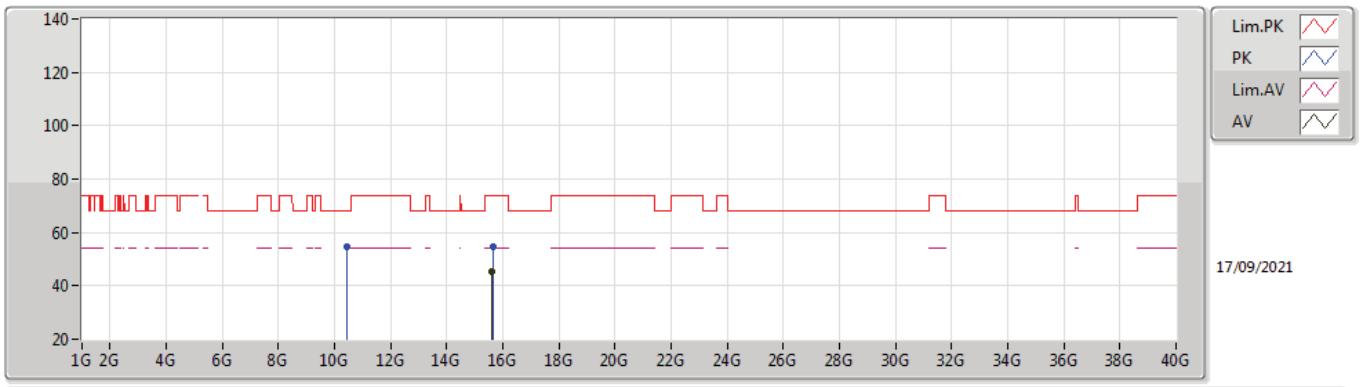

Type	Freq	Level	Limit	Margin	Factor	Dist	Condition	Azimuth	Height	Comment	Raw	AF	CL	PA
	(Hz)	(dBuV/m)	(dBuV/m)	(dB)	(dB)	(m)		(°)	(m)		(dBuV)	(dB)	(dB)	(dB)
AV	15.61782G	45.41	54.00	-8.59	14.79	3	Horizontal	129	1.92	-	30.62	37.65	11.67	34.53
PK	10.4296G	54.48	68.20	-13.72	14.57	3	Horizontal	154	2.27	-	39.91	39.63	9.53	34.59
PK	15.63222G	54.64	74.00	-19.36	14.74	3	Horizontal	129	1.92	-	39.90	37.60	11.67	34.53

802.11ax HEW80_Nss1,(MCS0)_4TX

5775MHz_TX

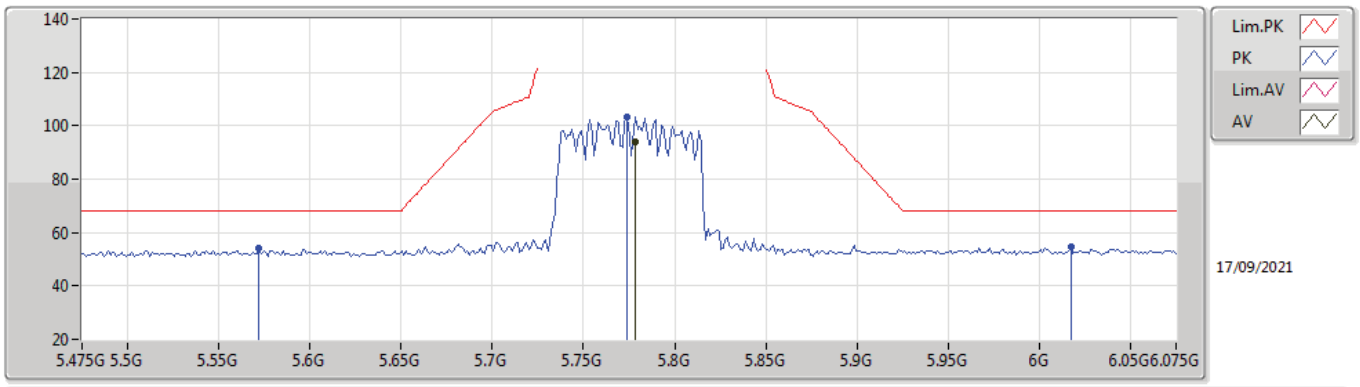

Type	Freq	Level	Limit	Margin	Factor	Dist	Condition	Azimuth	Height	Comment	Raw	AF	CL	PA
	(Hz)	(dBuV/m)	(dBuV/m)	(dB)	(dB)	(m)		(°)	(m)		(dBuV)	(dB)	(dB)	(dB)
AV	5.7786G	94.09	Inf	-Inf	4.33	3	Vertical	9	1.50	-	89.76	31.90	6.92	34.49
PK	5.5722G	53.93	68.20	-14.27	4.08	3	Vertical	9	1.50	-	49.85	31.70	6.85	34.47
PK	5.7738G	103.49	Inf	-Inf	4.33	3	Vertical	9	1.50	-	99.16	31.90	6.92	34.49
PK	6.0174G	54.50	68.20	-13.70	4.97	3	Vertical	9	1.50	-	49.53	32.37	7.12	34.52

802.11ax HEW80_Nss1,(MCS0)_4TX

5775MHz_TX

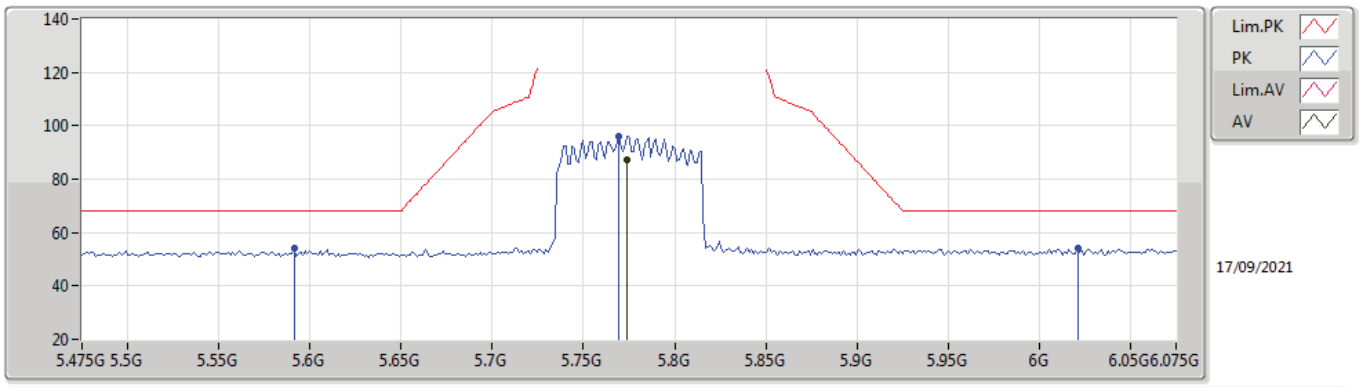

Type	Freq	Level	Limit	Margin	Factor	Dist	Condition	Azimuth	Height	Comment	Raw	AF	CL	PA
	(Hz)	(dBuV/m)	(dBuV/m)	(dB)	(dB)	(m)		(°)	(m)		(dBuV)	(dB)	(dB)	(dB)
AV	5.7738G	87.40	Inf	-Inf	4.33	3	Horizontal	307	1.20	-	83.07	31.90	6.92	34.49
PK	5.5914G	53.97	68.20	-14.23	4.09	3	Horizontal	307	1.20	-	49.88	31.70	6.86	34.47
PK	5.769G	96.17	Inf	-Inf	4.33	3	Horizontal	307	1.20	-	91.84	31.90	6.92	34.49
PK	6.021G	54.01	68.20	-14.19	4.97	3	Horizontal	307	1.20	-	49.04	32.38	7.12	34.53

802.11ax HEW80_Nss1,(MCS0)_4TX

5775MHz_TX

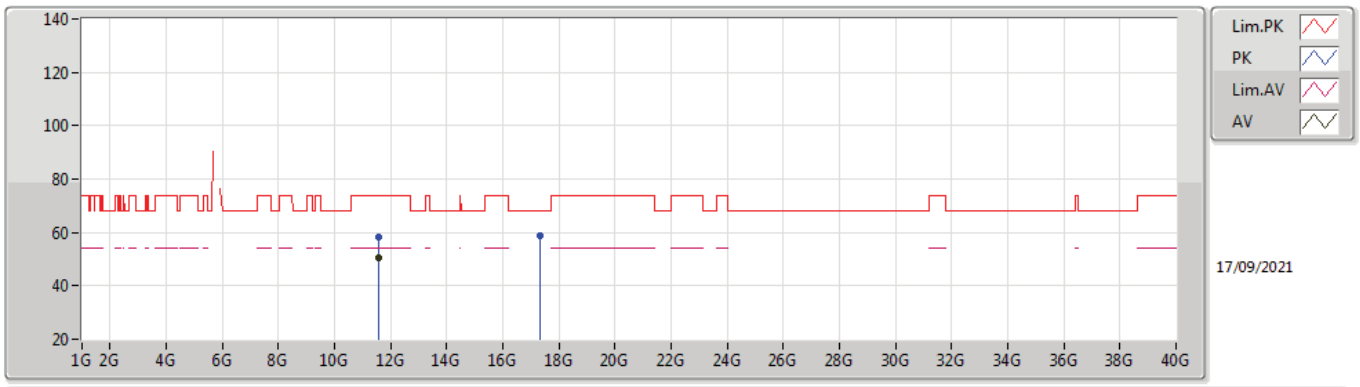

Type	Freq	Level	Limit	Margin	Factor	Dist	Condition	Azimuth	Height	Comment	Raw	AF	CL	PA
	(Hz)	(dBuV/m)	(dBuV/m)	(dB)	(dB)	(m)		(°)	(m)		(dBuV)	(dB)	(dB)	(dB)
AV	11.55006G	50.50	54.00	-3.50	15.80	3	Vertical	349	3.00	-	34.70	39.85	9.93	33.98
PK	11.56482G	58.31	74.00	-15.69	15.79	3	Vertical	349	3.00	-	42.52	39.84	9.94	33.99
PK	17.32992G	58.72	68.20	-9.48	18.39	3	Vertical	184	3.00	-	40.33	40.14	12.37	34.12

802.11ax HEW80_Nss1,(MCS0)_4TX

5775MHz_TX

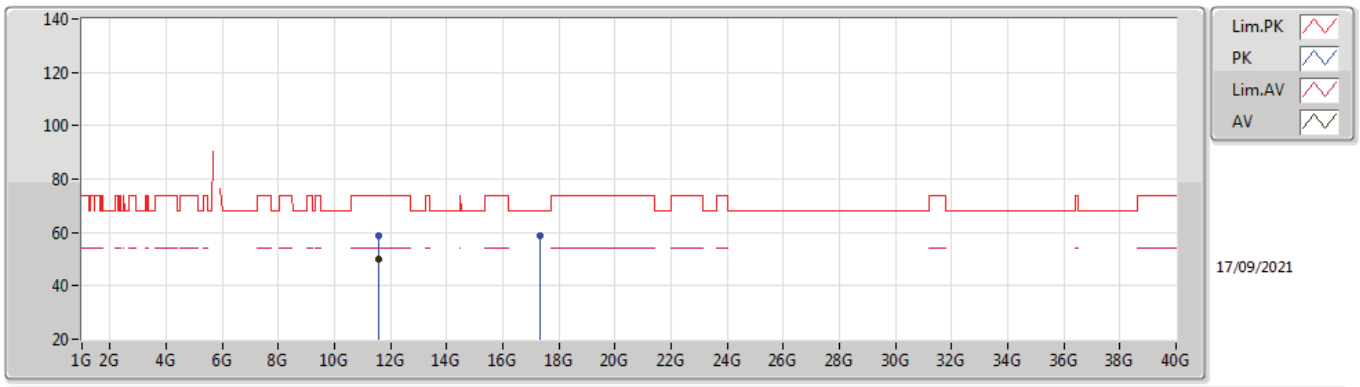

Type	Freq	Level	Limit	Margin	Factor	Dist	Condition	Azimuth	Height	Comment	Raw	AF	CL	PA
	(Hz)	(dBuV/m)	(dBuV/m)	(dB)	(dB)	(m)		(°)	(m)		(dBuV)	(dB)	(dB)	(dB)
AV	11.55012G	50.07	54.00	-3.93	15.80	3	Horizontal	306	1.00	-	34.27	39.85	9.93	33.98
PK	11.55006G	58.94	74.00	-15.06	15.80	3	Horizontal	306	1.00	-	43.14	39.85	9.93	33.98
PK	17.32614G	58.54	68.20	-9.66	18.37	3	Horizontal	204	1.18	-	40.17	40.11	12.37	34.11

802.11ax HEW80+80_Nss1,(MCS0)_4TX

#5210MHz,5775MHz_TX

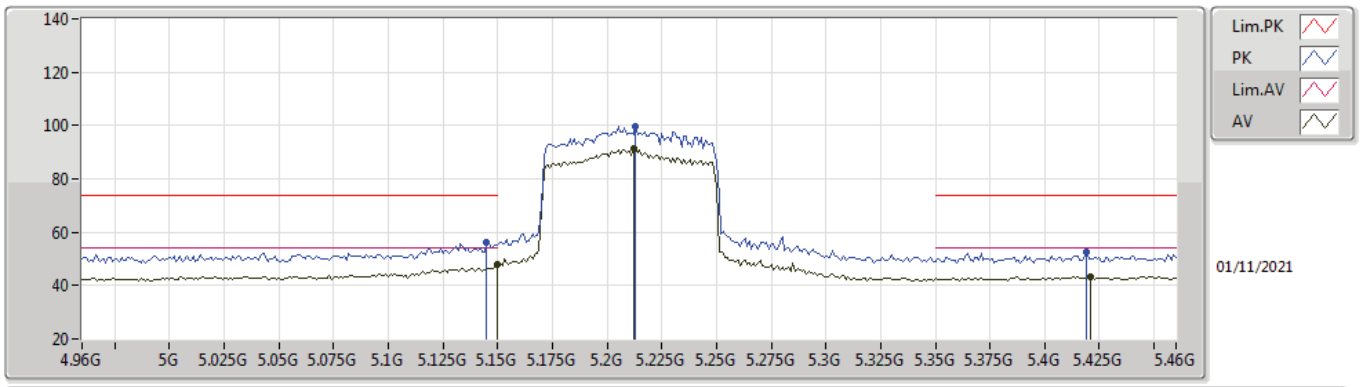

Type	Freq	Level	Limit	Margin	Factor	Dist	Condition	Azimuth	Height	Comment	Raw	AF	CL	PA
	(Hz)	(dBuV/m)	(dBuV/m)	(dB)	(dB)	(m)		(°)	(m)		(dBuV)	(dB)	(dB)	(dB)
AV	5.15G	48.02	54.00	-5.98	4.05	3	Vertical	144	1.38	-	43.97	32.00	6.49	34.44
AV	5.212G	91.46	Inf	-Inf	3.90	3	Vertical	144	1.38	-	87.56	31.80	6.54	34.44
AV	5.421G	43.17	54.00	-10.83	3.85	3	Vertical	144	1.38	-	39.32	31.54	6.77	34.46
PK	5.145G	56.35	74.00	-17.65	4.05	3	Vertical	144	1.38	-	52.30	32.00	6.49	34.44
PK	5.213G	99.46	Inf	-Inf	3.90	3	Vertical	144	1.38	-	95.56	31.80	6.54	34.44
PK	5.419G	52.58	74.00	-21.42	3.85	3	Vertical	144	1.38	-	48.73	31.54	6.77	34.46

802.11ax HEW80+80_Nss1,(MCS0)_4TX

#5210MHz,5775MHz_TX

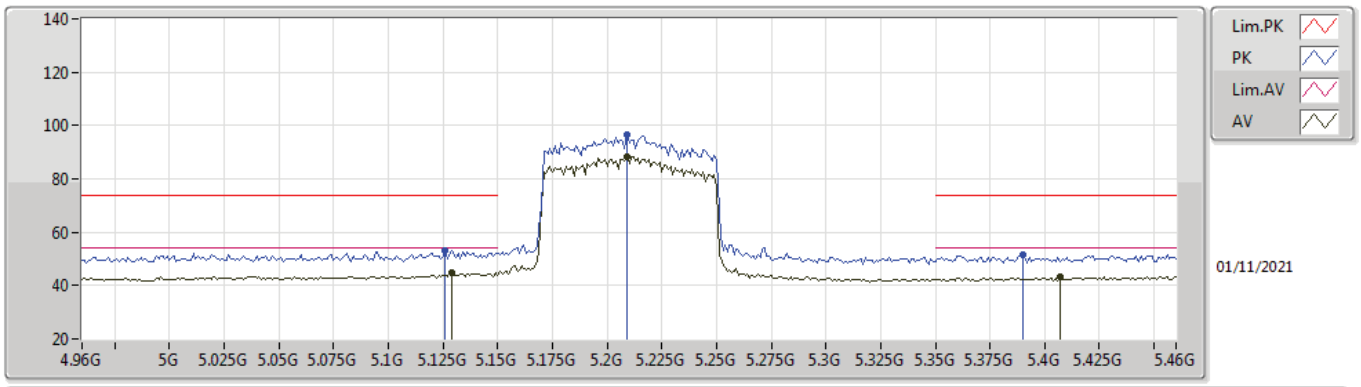

Type	Freq	Level	Limit	Margin	Factor	Dist	Condition	Azimuth	Height	Comment	Raw	AF	CL	PA
	(Hz)	(dBuV/m)	(dBuV/m)	(dB)	(dB)	(m)		(°)	(m)		(dBuV)	(dB)	(dB)	(dB)
AV	5.129G	44.77	54.00	-9.23	4.04	3	Horizontal	92	1.34	-	40.73	32.00	6.48	34.44
AV	5.209G	88.51	Inf	-Inf	3.93	3	Horizontal	92	1.34	-	84.58	31.83	6.54	34.44
AV	5.407G	43.39	54.00	-10.61	3.82	3	Horizontal	92	1.34	-	39.57	31.51	6.76	34.45
PK	5.126G	53.23	74.00	-20.77	4.03	3	Horizontal	92	1.34	-	49.20	32.00	6.47	34.44
PK	5.209G	96.75	Inf	-Inf	3.93	3	Horizontal	92	1.34	-	92.82	31.83	6.54	34.44
PK	5.39G	51.81	74.00	-22.19	3.72	3	Horizontal	92	1.34	-	48.09	31.42	6.75	34.45

802.11ax HEW80+80_Nss1,(MCS0)_4TX

#5210MHz,5775MHz_TX

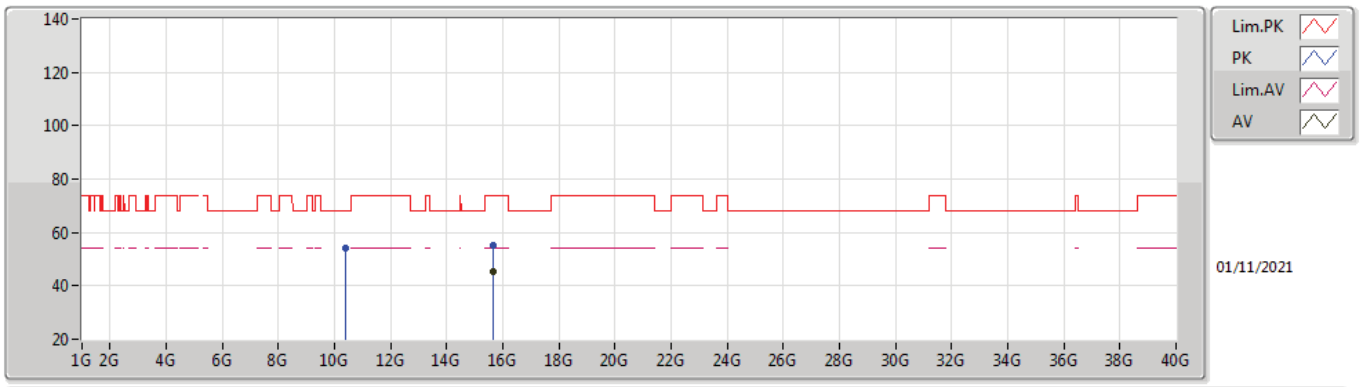

Type	Freq	Level	Limit	Margin	Factor	Dist	Condition	Azimuth	Height	Comment	Raw	AF	CL	PA
	(Hz)	(dBuV/m)	(dBuV/m)	(dB)	(dB)	(m)		(°)	(m)		(dBuV)	(dB)	(dB)	(dB)
AV	15.67032G	45.58	54.00	-8.42	14.62	3	Vertical	310	1.90	-	30.96	37.49	11.69	34.56
PK	10.40092G	54.22	68.20	-13.98	14.49	3	Vertical	125	2.40	-	39.73	39.60	9.52	34.63
PK	15.6696G	55.19	74.00	-18.81	14.62	3	Vertical	310	1.90	-	40.57	37.49	11.69	34.56

802.11ax HEW80+80_Nss1,(MCS0)_4TX

#5210MHz,5775MHz_TX

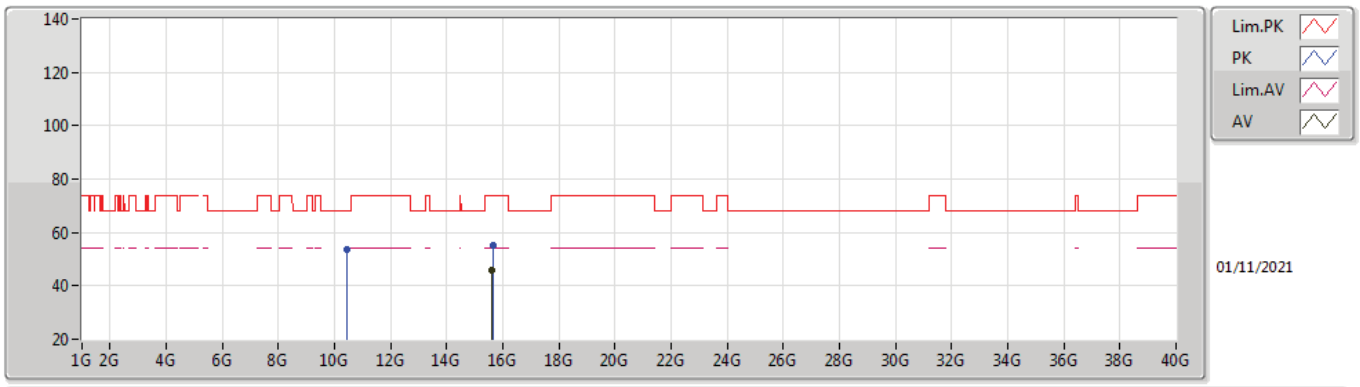

Type	Freq	Level	Limit	Margin	Factor	Dist	Condition	Azimuth	Height	Comment	Raw	AF	CL	PA
	(Hz)	(dBuV/m)	(dBuV/m)	(dB)	(dB)	(m)		(°)	(m)		(dBuV)	(dB)	(dB)	(dB)
AV	15.58644G	45.82	54.00	-8.18	14.92	3	Horizontal	170	1.96	-	30.90	37.78	11.65	34.51
PK	10.46176G	53.85	68.20	-14.35	14.66	3	Horizontal	42	2.03	-	39.19	39.66	9.54	34.54
PK	15.6489G	55.16	74.00	-18.84	14.68	3	Horizontal	170	1.96	-	40.48	37.55	11.68	34.55

802.11ax HEW80+80_Nss1,(MCS0)_4TX

5210MHz,#5775MHz_TX

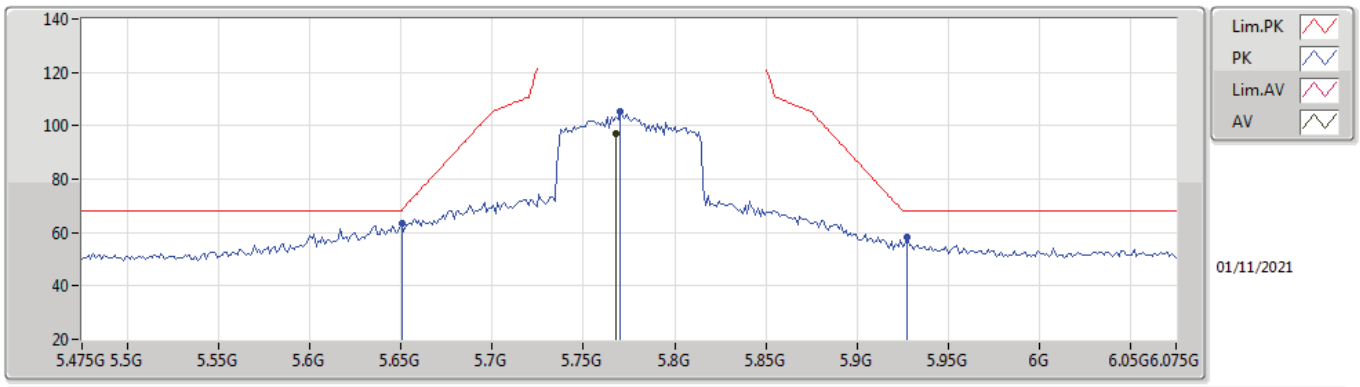

Type	Freq	Level	Limit	Margin	Factor	Dist	Condition	Azimuth	Height	Comment	Raw	AF	CL	PA
	(Hz)	(dBuV/m)	(dBuV/m)	(dB)	(dB)	(m)		(°)	(m)		(dBuV)	(dB)	(dB)	(dB)
AV	5.7678G	97.19	Inf	-Inf	4.33	3	Vertical	352	1.48	-	92.86	31.90	6.92	34.49
PK	5.6502G	63.21	68.35	-5.14	4.00	3	Vertical	352	1.48	-	59.21	31.60	6.88	34.48
PK	5.7702G	105.48	Inf	-Inf	4.33	3	Vertical	352	1.48	-	101.15	31.90	6.92	34.49
PK	5.9274G	58.05	68.20	-10.15	4.84	3	Vertical	352	1.48	-	53.21	32.31	7.04	34.51

802.11ax HEW80+80_Nss1,(MCS0)_4TX

5210MHz,#5775MHz_TX

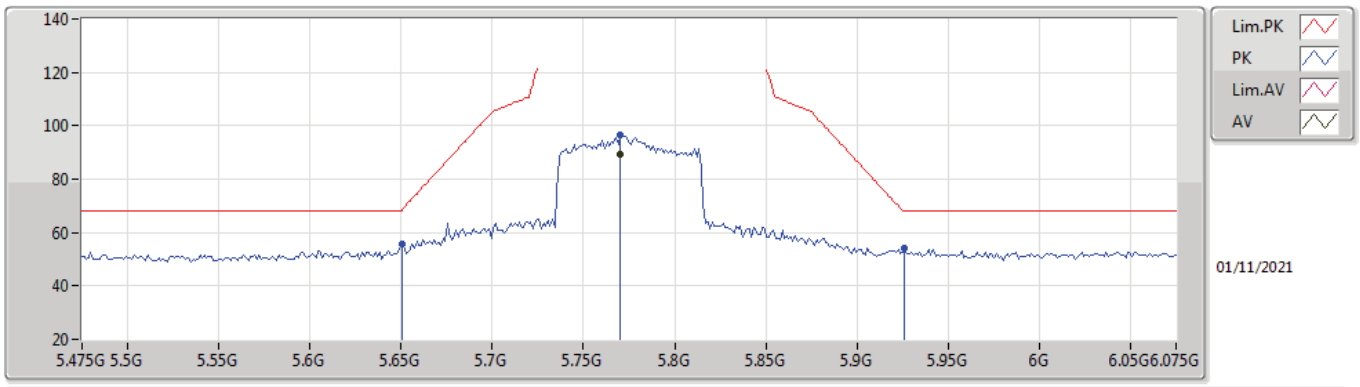

Type	Freq	Level	Limit	Margin	Factor	Dist	Condition	Azimuth	Height	Comment	Raw	AF	CL	PA
	(Hz)	(dBuV/m)	(dBuV/m)	(dB)	(dB)	(m)		(°)	(m)		(dBuV)	(dB)	(dB)	(dB)
AV	5.7702G	89.29	Inf	-Inf	4.33	3	Horizontal	246	1.34	-	84.96	31.90	6.92	34.49
PK	5.6502G	55.68	68.35	-12.67	4.00	3	Horizontal	246	1.34	-	51.68	31.60	6.88	34.48
PK	5.7702G	96.81	Inf	-Inf	4.33	3	Horizontal	246	1.34	-	92.48	31.90	6.92	34.49
PK	5.9262G	54.00	68.20	-14.20	4.83	3	Horizontal	246	1.34	-	49.17	32.30	7.04	34.51

802.11ax HEW80+80_Nss1,(MCS0)_4TX

5210MHz,#5775MHz_TX

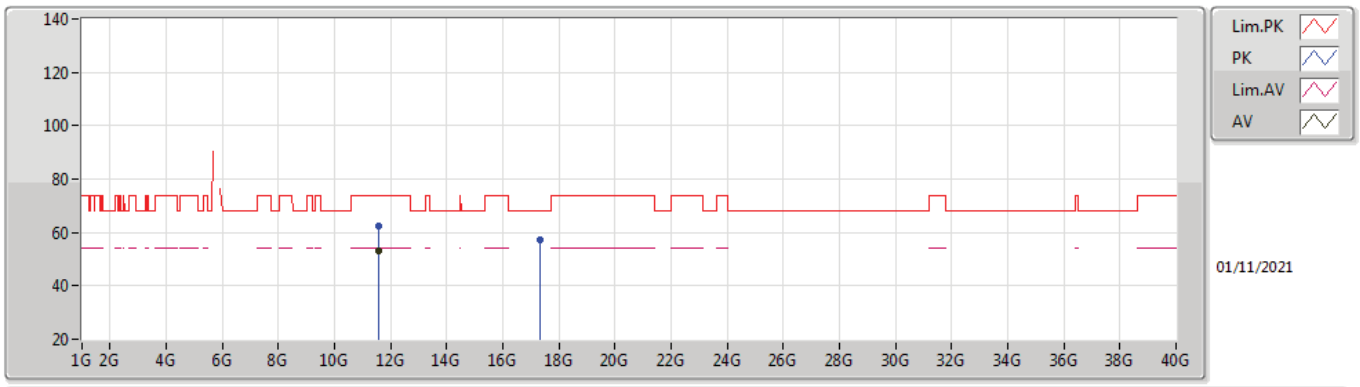

Type	Freq	Level	Limit	Margin	Factor	Dist	Condition	Azimuth	Height	Comment	Raw	AF	CL	PA
	(Hz)	(dBuV/m)	(dBuV/m)	(dB)	(dB)	(m)		(°)	(m)		(dBuV)	(dB)	(dB)	(dB)
AV	11.55648G	53.26	54.00	-0.74	15.78	3	Vertical	303	2.00	-	37.48	39.84	9.93	33.99
PK	11.57808G	62.54	74.00	-11.46	15.76	3	Vertical	303	2.00	-	46.78	39.82	9.94	34.00
PK	17.34372G	57.44	68.20	-10.76	18.49	3	Vertical	325	2.82	-	38.95	40.25	12.37	34.13

802.11ax HEW80+80_Nss1,(MCS0)_4TX

5210MHz,#5775MHz_TX

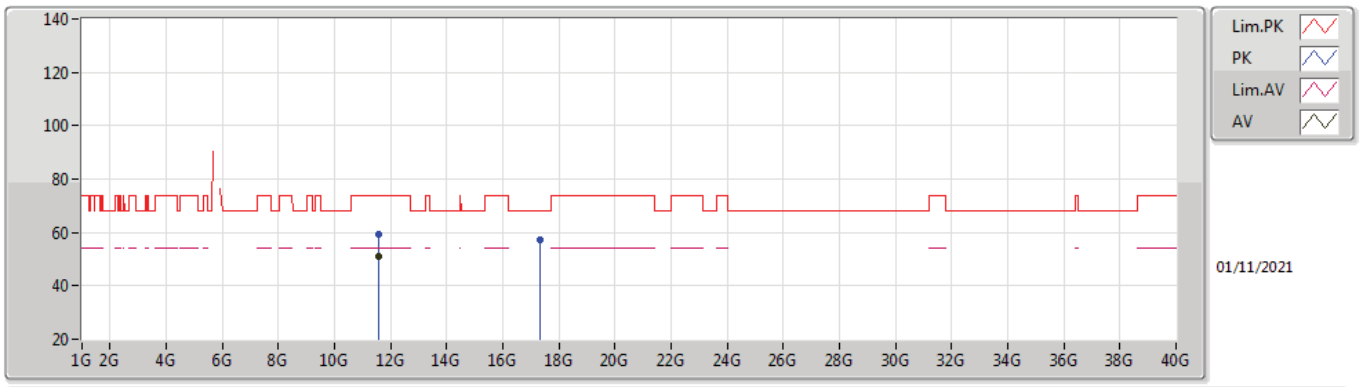

Type	Freq	Level	Limit	Margin	Factor	Dist	Condition	Azimuth	Height	Comment	Raw	AF	CL	PA
	(Hz)	(dBuV/m)	(dBuV/m)	(dB)	(dB)	(m)		(°)	(m)		(dBuV)	(dB)	(dB)	(dB)
AV	11.55864G	50.98	54.00	-3.02	15.78	3	Horizontal	323	2.13	-	35.20	39.84	9.93	33.99
PK	11.57772G	59.52	74.00	-14.48	15.76	3	Horizontal	323	2.13	-	43.76	39.82	9.94	34.00
PK	17.34318G	57.01	68.20	-11.19	18.49	3	Horizontal	86	1.16	-	38.52	40.25	12.37	34.13