1. Photographs of Conducted Emissions Test Configuration

PIFA Antenna

Front view

Side view

Under table view



PCB Antenna

Front view

Side view

Under table view



2. Photographs of Radiated Emissions Test Configuration

For radiated emissions 30MHz~1GHz

PIFA Antenna

Front view



Rear view



PCB Antenna

Front view



Rear view



For radiated emissions above 1GHz
PIFA Antenna

Front view



Rear view

PCB Antenna

Front view



Rear view

———THE END———