Testing Laboratory 3787

RADIO TEST REPORT

FCC ID	:	TLZ-XM9098
Equipment	:	IEEE 802.112X2 WiFi 6 SU and MU-MIMO DBC Wireless LAN + Bluetooth 5.1 Combo Module
Brand Name	:	AzureWave
Model Name	:	AW-XM458, AW-XM369, AW-XM458MA-XXX, AW-XM369MA-XXX
Applicant	:	AzureWave Technologies, Inc. 8F., No.94, Baozhong Rd. , Xindian Dist., New Taipei City , Taiwan 231
Manufacturer	:	AzureWave Technologies (Shanghai) Inc. No. 1355, Jiaxin Road, Malu Twon, Jiading District Shanghai, P.R. China
Standard	:	47 CFR FCC Part 15.407

The product was received on Apr. 13, 2021, and testing was started from May 28, 2021 and completed on Sep. 24, 2021. We, Sporton International Inc. Hsinchu Laboratory, would like to declare that the tested sample has been evaluated in accordance with the procedures given in ANSI C63.10-2013 and shown compliance with the applicable technical standards.

The test results in this report apply exclusively to the tested model / sample. Without written approval of Sporton International Inc. Hsinchu Laboratory, the test report shall not be reproduced except in full.

Approved by: Sam Chen

Sporton International Inc. Hsinchu Laboratory
No.8, Ln. 724, Bo'ai St., Zhubei City, Hsinchu County 302010, Taiwan (R.O.C.)

Table of Contents

History of this test report **3**

Summary of Test Result **4**

1 General Description **5**

1.1 Information 5
1.2 Applicable Standards 10
1.3 Testing Location Information 10
1.4 Measurement Uncertainty 11

2 Test Configuration of EUT **12**

2.1 Test Channel Mode 12
2.2 The Worst Case Measurement Configuration 15
2.3 EUT Operation during Test 17
2.4 Accessories 17
2.5 Support Equipment 17
2.6 Test Setup Diagram 18

3 Transmitter Test Result **21**

3.1 AC Power-line Conducted Emissions 21
3.2 Emission Bandwidth 23
3.3 Maximum Conducted Output Power 24
3.4 Peak Power Spectral Density 26
3.5 Unwanted Emissions 29

4 Test Equipment and Calibration Data **34**

Appendix A. Test Results of AC Power-line Conducted Emissions

Appendix B. Test Results of Emission Bandwidth

Appendix C. Test Results of Maximum Conducted Output Power

Appendix D. Test Results of Peak Power Spectral Density

Appendix E. Test Results of Unwanted Emissions

Appendix F. Test Results of Radiated Emission Co-location

Appendix G. Test Photos

Photographs of EUT v01

History of this test report

Report No.	Version	Description	Issued Date
FR132339AB	01	Initial issue of report	Sep. 29, 2021

Summary of Test Result

Report Clause	Ref Std. Clause	Test Items	Result (PASS/FAIL)	Remark
1.1.2	15.203	Antenna Requirement	PASS	-
3.1	15.207	AC Power-line Conducted Emissions	PASS	-
3.2	15.407(a)	Emission Bandwidth	PASS	-
3.3	15.407(a)	Maximum Conducted Output Power	PASS	-
3.4	15.407(a)	Peak Power Spectral Density	PASS	-
3.5	15.407(b)	Unwanted Emissions	PASS	-

Declaration of Conformity:
The test results with all measurement uncertainty excluded are presented in accordance with the regulation limits or requirements declared by manufacturers.
Comments and Explanations:
The declared of product specification for EUT presented in the report are provided by the manufacturer, and the manufacturer takes all the responsibilities for the accuracy of product specification.

Reviewed by: Sam Chen

Report Producer: Sandy Chuang

1 General Description

1.1 Information

1.1.1 RF General Information

Frequency Range (MHz)	IEEE Std. 802.11	Ch. Frequency (MHz)	Channel Number
5150-5250	a, n (HT20), ac (VHT20), ax (HEW20)	5180-5240	36-48 [4]
5250-5350		5260-5320	52-64 [4]
5470-5725		5500-5700	100-140 [11]
5725-5850		5745-5825	149-165 [5]
5150-5250	n (HT40), ac (VHT40), ax (HEW40)	5190-5230	38-46 [2]
5250-5350		5270-5310	54-62 [2]
5470-5725		5510-5670	102-134 [5]
5725-5850		5755-5795	151-159 [2]
5150-5250	ac (VHT80), ax (HEW80)	5210	42 [1]
5250-5350		5290	58 [1]
5470-5725		5530-5610	106-122 [2]
5725-5850		5775	155 [1]

Band	Mode	BWch (MHz)	Nant
5.15-5.25GHz	802.11a	20	2TX
5.15-5.25GHz	802.11n HT20	20	2TX
5.15-5.25GHz	802.11n HT20-BF	20	2TX
5.15-5.25GHz	802.11ac VHT20	20	2TX
5.15-5.25GHz	802.11ac VHT20-BF	20	2TX
5.15-5.25GHz	802.11ax HEW20	20	2TX
5.15-5.25GHz	802.11ax HEW20-BF	20	2TX
5.15-5.25GHz	802.11n HT40	40	2TX
5.15-5.25GHz	802.11n HT40-BF	40	2TX
5.15-5.25GHz	802.11ac VHT40	40	2TX
5.15-5.25GHz	802.11ac VHT40-BF	40	2TX
5.15-5.25GHz	802.11ax HEW40	40	2TX
5.15-5.25GHz	802.11ax HEW40-BF	40	2TX
5.15-5.25GHz	802.11ac VHT 80	80	2TX
5.15-5.25GHz	802.11ac VHT 80-BF	80	2TX
5.15-5.25GHz	802.11ax HEW80	80	2TX

Band	Mode	BWch (MHz)	Nant
5.15-5.25GHz	802.11ax HEW80-BF	80	2TX
5.25-5.35GHz	802.11a	20	2TX
5.25-5.35GHz	802.11n HT20	20	2TX
5.25-5.35GHz	802.11n HT20-BF	20	2TX
5.25-5.35GHz	802.11ac VHT20-BF	20	2TX
5.25-5.35GHz	802.11ac VHT20	20	2TX
5.25-5.35GHz	802.11ac VHT20-BF	20	2TX
5.25-5.35GHz	802.11ax HEW20	20	2TX
5.25-5.35GHz	802.11ax HEW20-BF	20	2TX
5.25-5.35GHz	802.11n HT40	40	2TX
5.25-5.35GHz	802.11n HT40-BF	40	2TX
5.25-5.35GHz	802.11ac VHT40	40	2TX
5.25-5.35GHz	802.11ac VHT40-BF	40	2TX
5.25-5.35GHz	802.11ax HEW40	40	2TX
5.25-5.35GHz	802.11ax HEW40-BF	40	2TX
5.25-5.35GHz	802.11ac VHT 80	80	2TX
5.25-5.35GHz	802.11ac VHT 80-BF	80	2TX
5.25-5.35GHz	802.11ax HEW80	80	2TX
5.25-5.35GHz	802.11ax HEW80-BF	80	2TX
5.47-5.725GHz	802.11a	20	2TX
5.47-5.725GHz	802.11n HT20	20	2TX
5.47-5.725GHz	802.11n HT20-BF	20	2TX
5.47-5.725GHz	802.11ac VHT20	20	2TX
5.47-5.725GHz	802.11ac VHT20-BF	20	2TX
5.47-5.725GHz	802.11ax HEW20	20	2TX
5.47-5.725GHz	802.11ax HEW20-BF	20	2TX
5.47-5.725GHz	802.11n HT40	40	2TX
5.47-5.725GHz	802.11n HT40-BF	40	2TX
5.47-5.725GHz	802.11ac VHT40	40	2TX
5.47-5.725GHz	802.11ac VHT40-BF	40	2TX
5.47-5.725GHz	802.11ax HEW40	40	2TX
5.47-5.725GHz	802.11ax HEW40-BF	40	2TX
5.47-5.725GHz	802.11ac VHT 80	80	2TX
5.47-5.725GHz	802.11ac VHT 80-BF	80	2TX
5.47-5.725GHz	802.11ax HEW80	80	2TX

Band	Mode	BWch (MHz)	Nant
5.47-5.725GHz	802.11ax HEW80-BF	80	2TX
5.47-5.725GHz	802.11a	20	2TX
5.725-5.85GHz	802.11n HT20	20	2TX
5.725-5.85GHz	802.11n HT20-BF	20	2TX
5.725-5.85GHz	802.11ac VHT20	20	2TX
5.725-5.85GHz	802.11ac VHT20-BF	20	2TX
5.47-5.725GHz	802.11ax HEW20	20	2TX
5.725-5.85GHz	802.11ax HEW20-BF	20	2TX
5.725-5.85GHz	802.11n HT40	40	2TX
5.725-5.85GHz	802.11n HT40-BF	40	2TX
5.725-5.85GHz	802.11ac VHT40	40	2TX
5.47-5.725GHz	802.11ac VHT40-BF	40	2TX
5.725-5.85GHz	802.11ax HEW40	40	2TX
5.725-5.85GHz	802.11ax HEW40-BF	40	2TX
5.725-5.85GHz	802.11ac VHT 80	80	2TX
5.725-5.85GHz	802.11ac VHT 80-BF	80	2TX
5.725-5.85GHz	802.11ax HEW80	80	2TX
5.725-5.85GHz	802.11ax HEW80-BF	80	2TX

Note:
- 11a, HT20 and HT40 use a combination of OFDM-BPSK, QPSK, 16QAM, 64QAM modulation.
- VHT20, VHT40, VHT80 use a combination of OFDM-BPSK, QPSK, 16QAM, 64QAM, 256QAM modulation.
- HEW20, HEW40, HEW80 use a combination of OFDMA-BPSK, QPSK, 16QAM, 64QAM, 256QAM, 1024QAM modulation.
- BWch is the nominal channel bandwidth.

1.1.2 Antenna Information

Ant.	Port		Brand	Model Name	Antenna Type	Connector	Gain (dBi)
	2.4GHz	5GHz					
1	1	1	MAG. LAYERS	MSA-4008-25GC1-A2	PIFA	I-PEX	Note 1
2	2	2	MAG. LAYERS	MSA-4008-25GC1-A2	PIFA	I-PEX	
3	1	1	MAG. LAYERS	MSA-4008-25GC1-A2	PIFA	I-PEX	

Note1:

Ant.	Port		Antenna Gain (dBi)		
	2.4GHz	5GHz	WLAN 2.4GHz	WLAN 5GHz	Bluetooth
1	1	1	2.98	5.16	-
2	2	2	2.98	5.16	-
3	1	1	-	-	2.98

Note2: The above information was declared by manufacturer.

Note3:

<WLAN 2.4GHz Function>

For IEEE 802.11b/g/n/ax (2TX/2RX):

Port 1 and Port 2 can be used as transmitting/receiving antenna.

Port 1 and Port 2 could transmit/receive simultaneously.

<WLAN 5GHz Function>

For IEEE 802.11a/n/ac/ax (2TX/2RX):

Port 1 and Port 2 can be used as transmitting/receiving antenna.

Port 1 and Port 2 could transmit/receive simultaneously.

<Bluetooth Function> (1TX/1RX)

Only Port 1 can be used as transmitting/receiving.

1.1.3 Mode Test Duty Cycle

Mode	DC	DCF(dB)	T(s)	VBW(Hz) ≥ 1/T
802.11a	0.834	0.79	1.394m	1k
802.11ax HEW20	0.945	0.25	3.876m	300
802.11ax HEW40	0.872	0.59	1.965m	1k
802.11ax HEW80	0.784	1.06	969.375u	3k

Note:
- DC is Duty Cycle.
- DCF is Duty Cycle Factor.

1.1.4 EUT Operational Condition

EUT Power Type	From host system			
Beamforming Function	☒	With beamforming	☐	Without beamforming
	The product has beamforming function for n/ac/ax in 5GHz.			
Weather Band	☒	With 5600~5650MHz	☐	Without 5600~5650MHz
Function	☐	Outdoor P2M	☐	Indoor P2M
	☐	Fixed P2P	☒	Client
TPC Function	☒	With TPC	☐	Without TPC
Test Software Version	DutApiMimoApApp (Version : 2.0.0.80)			

Note: The above information was declared by manufacturer.

1.1.5 Table for Multiple Listing

Model No.	GPIO	Description
AW-XM458	Without GPIO	All the model names are identical, the difference model names served as marketing strategy.
AW-XM369		
AW-XM458MA-XXX	With GPIO	All the model names are identical, the difference model names served as marketing strategy.
AW-XM369MA-XXX		

Note 1: From the above models, model: AW-XM458MA-XXX was selected as representative model for the test and its data was recorded in this report.

Note 2: The above information was declared by manufacturer.

1.2 Applicable Standards

According to the specifications of the manufacturer, the EUT must comply with the requirements of the following standards:

- 47 CFR FCC Part 15
- ANSI C63.10-2013
- FCC KDB 789033 D02 v02r01

The following reference test guidance is not within the scope of accreditation of TAF.

- FCC KDB 662911 D01 v02r01
- FCC KDB 412172 D01 v01r01
- FCC KDB 414788 D01 v01r01

1.3 Testing Location Information

Testing Location Information	
Test Lab.：Sporton International Inc. Hsinchu Laboratory	
Hsinchu	ADD: No.8, Ln. 724, Bo'ai St., Zhubei City, Hsinchu County 302010, Taiwan (R.O.C.)
(TAF: 3787)	TEL: 886-3-656-9065 FAX: 886-3-656-9085
	Test site Designation No. TW3787 with FCC.
	Conformity Assessment Body Identifier (CABID) TW3787 with ISED.

Test Condition	Test Site No.	Test Engineer	Test Environment (°C / %)	Test Date
RF Conducted	TH02-CB	Paul Chen	23.4-25.7 / 64-66	Jun. 02, 2021~ Aug. 19, 2021
Radiated (Below 1GHz)	10CH01-CB	Peter Wu	24~25 / 58~59	Sep. 24, 2021
Radiated (Above 1GHz)	03CH03-CB	JN Chang	24.6-25.7 / 55-58	May 28, 2021~ Jun. 03, 2021
Radiated (Emission Co-location)	03CH05-CB	JN Chang	24.4-25.5 / 56-59	Sep. 03, 2021
AC Conduction	CO01-CB	Wei Li	22~24 / 57~59	Sep. 24, 2021

1.4 Measurement Uncertainty

ISO/IEC 17025 requires that an estimate of the measurement uncertainties associated with the emissions test results be included in the report. The measurement uncertainties given below are based on a 95% confidence level (based on a coverage factor (k=2)

Test Items	Uncertainty	Remark
Conducted Emission (150kHz ~ 30MHz)	2.0 dB	Confidence levels of 95%
Radiated Emission (9kHz ~ 30MHz)	1.6 dB	Confidence levels of 95%
Radiated Emission (30MHz ~ 1,000MHz)	4.2 dB	Confidence levels of 95%
Radiated Emission (1GHz ~ 18GHz)	4.7 dB	Confidence levels of 95%
Radiated Emission (18GHz ~ 40GHz)	4.2 dB	Confidence levels of 95%
Conducted Emission	2.5 dB	Confidence levels of 95%
Output Power Measurement	1.3 dB	Confidence levels of 95%
Power Density Measurement	2.5 dB	Confidence levels of 95%
Bandwidth Measurement	0.9%	Confidence levels of 95%

2 Test Configuration of EUT

2.1 Test Channel Mode

<Non-beamforming mode>

Mode	Power Setting
802.11a_Nss1,(6Mbps)_2TX	-
5180MHz	19
5200MHz	19.5
5240MHz	19
5260MHz	18.5
5300MHz	18.5
5320MHz	18.5
5500MHz	17
5580MHz	19.5
5700MHz	19
5745MHz	24
5785MHz	24
5825MHz	24
802.11ax HEW20_Nss1,(MCS0)_2TX	-
5180MHz	19
5200MHz	20
5240MHz	19.5
5260MHz	19
5300MHz	19
5320MHz	19
5500MHz	16.5
5580MHz	20
5700MHz	13.5
5745MHz	24
5785MHz	24
5825MHz	24
802.11ax HEW40_Nss1,(MCS0)_2TX	-
5190MHz	13.5
5230MHz	21.5
5270MHz	22
5310MHz	15
5510MHz	12.5
5550MHz	21
5670MHz	21
5755MHz	23.5

Mode	Power Setting
5795MHz	24
802.11ax HEW80_Nss1,(MCS0)_2TX	-
5210MHz	11.5
5290MHz	13
5530MHz	12
5610MHz	19
5775MHz	14.5

<Beamforming mode>

Mode	Power Setting
802.11ax HEW20-BF_Nss1,(MCS0)_2TX	-
5180MHz	19
5200MHz	20
5240MHz	19.5
5260MHz	19
5300MHz	19
5320MHz	19
5500MHz	16.5
5580MHz	20
5700MHz	13.5
5745MHz	24
5785MHz	24
5825MHz	24
802.11ax HEW40-BF_Nss1,(MCS0)_2TX	-
5190MHz	13.5
5230MHz	20.5
5270MHz	20
5310MHz	15
5510MHz	12.5
5550MHz	20
5670MHz	21
5755MHz	23.5
5795MHz	24
802.11ax HEW80-BF_Nss1,(MCS0)_2TX	-
5210MHz	11.5
5290MHz	13
5530MHz	12
5610MHz	19
5775MHz	14.5

Note:

- Evaluated HEW20/HEW40/HEW80 mode only, due to similar modulation. The power setting of HT20/HT40/VHT20/VHT40/VHT80 mode are the same or lower than HEW20/HEW40/HEW80.
- The EUT supports non-beamforming and beamforming modes, after evaluating, the non-beamforming mode has been selected to execute all tests. The beamforming mode evaluates the output power only.

2.2 The Worst Case Measurement Configuration

The Worst Case Mode for Following Conformance Tests	
Tests Item	AC power-line conducted emissions
Condition	AC power-line conducted measurement for line and neutral
Operating Mode	Normal Link
1	EUT with GPIO + WLAN 2.4GHz + WLAN 5GHz + Bluetooth + Ant.

The Worst Case Mode for Following Conformance Tests	
Tests Item	Emission Bandwidth Maximum Conducted Output Power Peak Power Spectral Density
Test Condition	Conducted measurement at transmit chains

The Worst Case Mode for Following Conformance Tests	
Tests Item	Unwanted Emissions
Test Condition	Radiated measurement If EUT consist of multiple antenna assembly (multiple antenna are used in EUT regardless of spatial multiplexing MIMO configuration), the radiated test should be performed with highest antenna gain of each antenna type.
Operating Mode < 1GHz	Normal Link
1	EUT with GPIO in Z axis + WLAN 2.4GHz + WLAN 5GHz + Bluetooth + Ant.
2	EUT with GPIO in Y axis + WLAN 2.4GHz + WLAN 5GHz + Bluetooth + Ant.
For operating mode 2 is the worst case and it was record in this test report.	
Operating Mode > 1GHz	CTX
The EUT was performed at X axis, Y axis and Z axis position, and the worst case as below:	
1	EUT with GPIO in Z axis + Ant.

The Worst Case Mode for Following Conformance Tests	
Tests Item	Simultaneous Transmission Analysis - Radiated Emission Co-location
Test Condition	Radiated measurement
Operating Mode	Normal Link
The EUT was performed at X axis, Y axis and Z axis position. EUT X axis has been evaluated to be the worst case at Emissions in Restricted Frequency Bands <Above 1GHz> ; thus, the measurement will follow this same test configuration.	
1	EUT with GPIO in X axis / WLAN 2.4GHz+WLAN 5GHz
Refer to Appendix F for Radiated Emission Co-location.	

The Worst Case Mode for Following Conformance Tests	
Tests Item	Simultaneous Transmission Analysis - Co-location RF Exposure Evaluation
Operating Mode	
1	WLAN 2.4GHz + WLAN 5GHz + Bluetooth
Refer to Sporton Test Report No.: FA132339 for Co-location RF Exposure Evaluation.	

2.3 EUT Operation during Test

For CTX Mode:

The EUT was programmed to be in continuously transmitting mode.

For Normal Link Mode:

During the test, the EUT operation to normal function.

2.4 Accessories

N/A

2.5 Support Equipment

For AC Conduction:

Support Equipment				
No.	**Equipment**	**Brand Name**	**Model Name**	**FCC ID**
A	NB	DELL	E6430	N/A
B	Fixture	Azurewave	2460 I2	N/A
C	AP Router	ASUS	RP-N53	MSQ-RPN53
D	Earphone	SHYARO CHI	MIC-04	N/A
E	Mouse	HP	FM100	N/A
F	AP NB	DELL	E6430	N/A

For Radiated (below 1GHz):

Support Equipment				
No.	**Equipment**	**Brand Name**	**Model Name**	**FCC ID**
A	NB	Dell	V14-5490-R1528STW	N/A
B	Fixture	Azurewave	2460 I2	N/A
C	AP Router	ASUS	RP-N53	N/A
D	Earphone	SHYARO CHI	MIC-04	N/A
E	Mouse	HP	FM100	N/A
F	AP NB	DELL	E6430	N/A

For Radiated (above 1GHz) and RF Conducted:

Support Equipment				
No.	**Equipment**	**Brand Name**	**Model Name**	**FCC ID**
A	NB	DELL	E4300	N/A
B	NB	DELL	E4300	N/A
C	Fixture	Azurewave	AW-CB162NF I3	N/A
D	Fixture	Azurewave	2458 I2	N/A

2.6 Test Setup Diagram

Test Setup Diagram – AC Line Conducted Emission Test

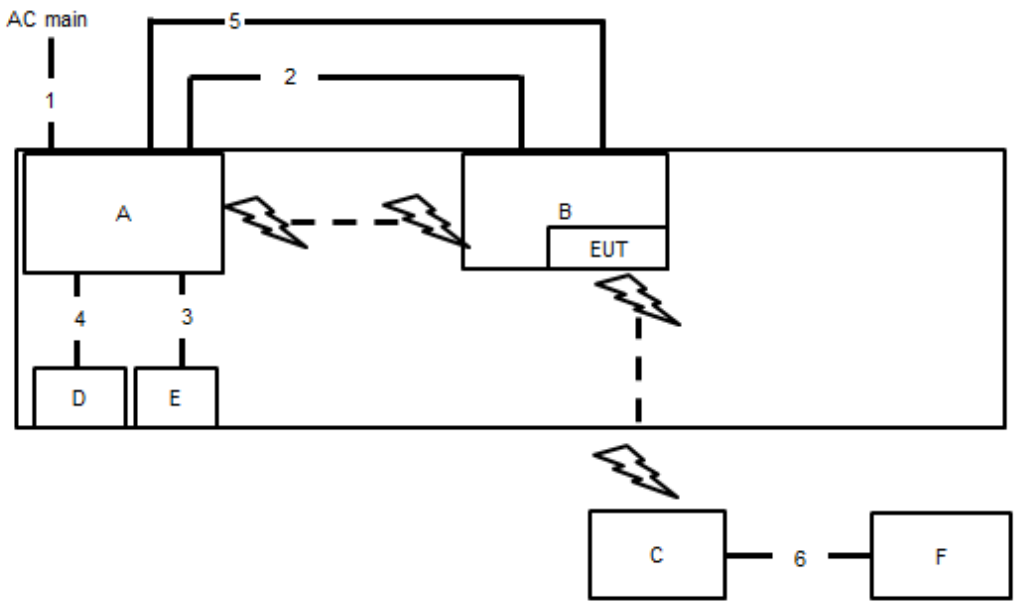

Item	Connection	Shielded	Length
1	Power cable	No	2.6m
2	USB cable	Yes	1m
3	USB cable	Yes	1.5m
4	Audio cable	No	1.5m
5	USB cable	Yes	0.5m
6	RJ-45 cable	No	1.5m

Test Setup Diagram - Radiated Test < 1GHz

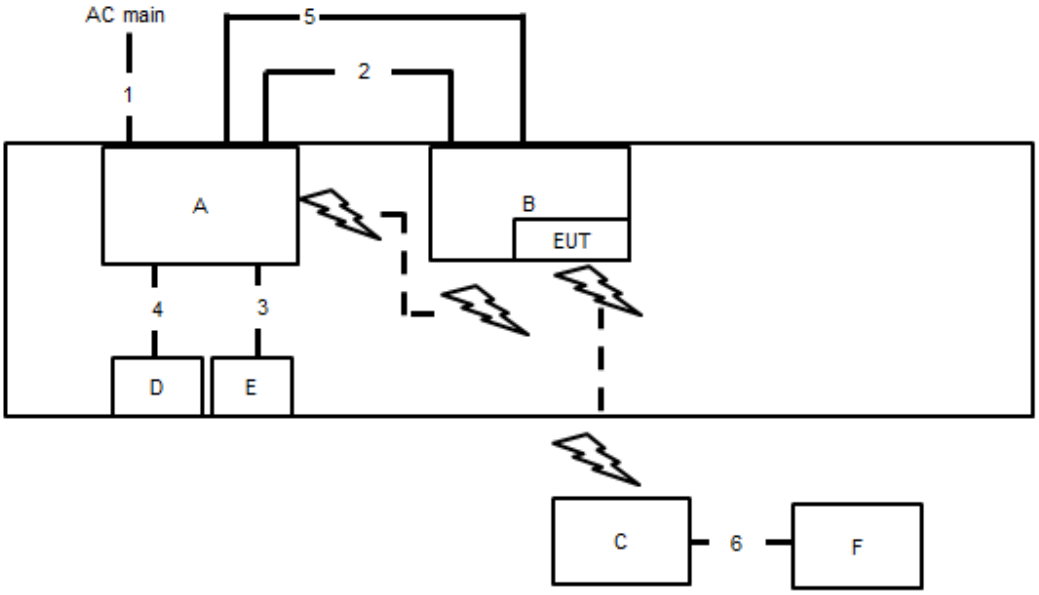

Item	Connection	Shielded	Length
1	Power cable	No	2.6m
2	USB cable	Yes	1m
3	USB cable	Yes	1.5m
4	Audio cable	No	1.5m
5	USB cable	Yes	0.5m
6	RJ-45 cable	No	1.5m

Test Setup Diagram - Radiated Test > 1GHz

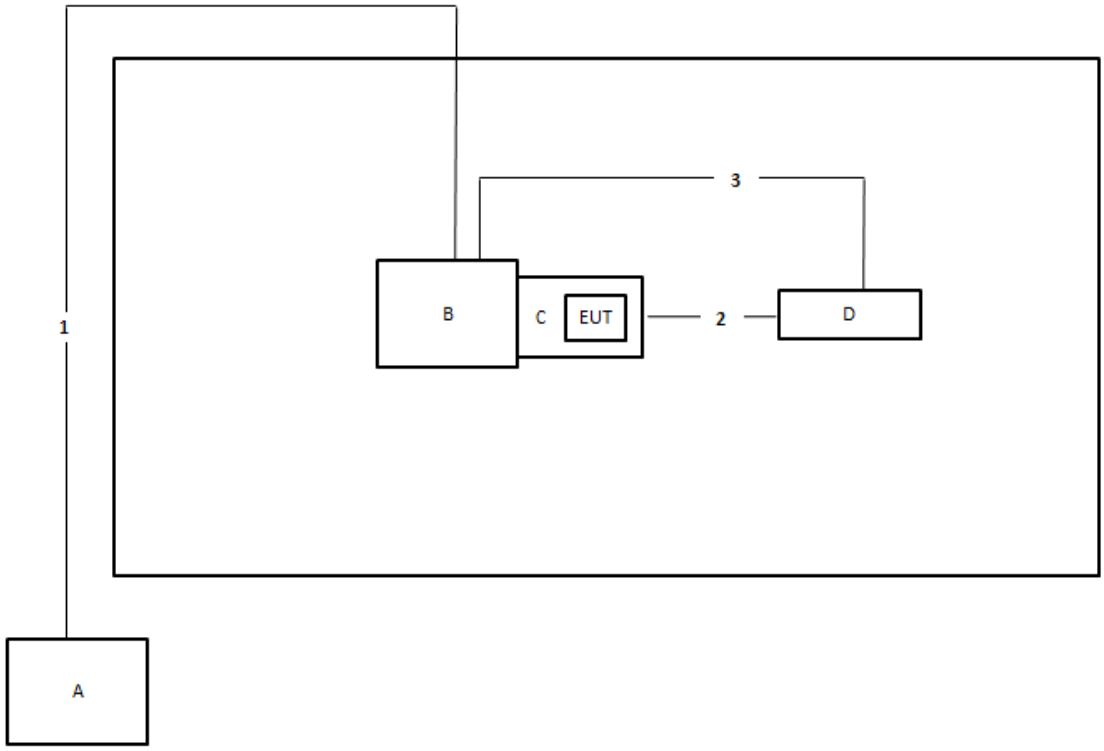

Item	Connection	Shielded	Length
1	RJ-45 cable	No	10m
2	Console cable	No	0.18m
3	USB cable	No	1.2m

3 Transmitter Test Result

3.1 AC Power-line Conducted Emissions

3.1.1 AC Power-line Conducted Emissions Limit

AC Power-line Conducted Emissions Limit		
Frequency Emission (MHz)	**Quasi-Peak**	**Average**
0.15-0.5	66 - 56 *	56 - 46 *
0.5-5	56	46
5-30	60	50
Note 1: * Decreases with the logarithm of the frequency.		

3.1.2 Measuring Instruments

Refer a test equipment and calibration data table in this test report.

3.1.3 Test Procedures

Test Method
☒ Refer as ANSI C63.10-2013, clause 6.2 for AC power-line conducted emissions.

3.1.4 Test Setup

AC Power-line Conducted Emissions

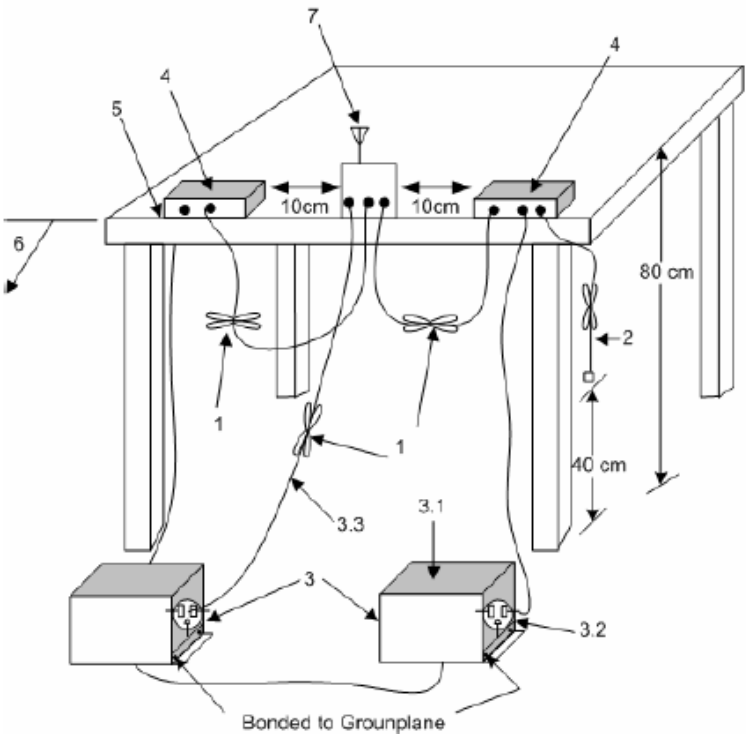

1—Interconnecting cables that hang closer than 40 cm to the ground plane shall be folded back and forth in the center forming a bundle 30 cm to 40 cm long.
2—The I/O cables that are not connected to an accessory shall be bundled in the center. The end of the cable may be terminated, if required, using the correct terminating impedance. The overall length shall not exceed 1 m.
3—EUT connected to one LISN. Unused LISN measuring port connectors shall be terminated in 50 Ω loads. LISN may be placed on top of, or immediately beneath, reference ground plane.
3.1—All other equipment powered from additional LISN(s).
3.2—A multiple-outlet strip may be used for multiple power cords of non-EUT equipment.
3.3—LISN at least 80 cm from nearest part of EUT chassis.
4—Non-EUT components of EUT system being tested.
5—Rear of EUT, including peripherals, shall all be aligned and flush with edge of tabletop.
6—Edge of tabletop shall be 40 cm removed from a vertical conducting plane that is bonded to the ground plane.
7—Antenna can be integral or detachable. If detachable, then the antenna shall be attached for this test.

3.1.5 Measurement Results Calculation

The measured Level is calculated using:

a. Corrected Reading: LISN Factor (LISN) + Attenuator (AT/AUX) + Cable Loss (CL) + Read Level (Raw) = Level

b. Margin = -Limit + Level

3.1.6 Test Result of AC Power-line Conducted Emissions

Refer as Appendix A

3.2 Emission Bandwidth

3.2.1 Emission Bandwidth Limit

Emission Bandwidth Limit	
UNII Devices	
☒	For the 5.15-5.25 GHz band, N/A
☒	For the 5.25-5.35 GHz band, the maximum conducted output power shall not exceed the lesser of 250 mW or 11 dBm + 10 log B, where B is the 26 dB emission bandwidth in MHz.
☒	For the 5.47-5.725 GHz band, the maximum conducted output power shall not exceed the lesser of 250 mW or 11 dBm + 10 log B, where B is the 26 dB emission bandwidth in MHz.
☒	For the 5.725-5.85 GHz band, 6 dB emission bandwidth ≥ 500kHz.
LE-LAN Devices	
☐	For the band 5.15-5.25 GHz, the maximum e.i.r.p. shall not exceed 200 mW or 10 + 10 log B, dBm, whichever power is less. B is the 99% emission bandwidth in MHz.
☐	For the 5.25-5.35 GHz band, the maximum e.i.r.p. shall not exceed 1.0 W or 17 + 10 log B, dBm, whichever power is less. B is the 99% emission bandwidth in MHz
☐	For the 5.47-5.6 GHz band and 5.65-5.725 GHz band, the maximum e.i.r.p. shall not exceed 1.0 W or 17 + 10 log B, dBm, whichever power is less. B is the 99% emission bandwidth in MHz
☐	For the 5.725-5.85 GHz band, 6 dB emission bandwidth ≥ 500kHz.

3.2.2 Measuring Instruments

Refer a test equipment and calibration data table in this test report.

3.2.3 Test Procedures

Test Method		
▪	For the emission bandwidth shall be measured using one of the options below:	
	☒	Refer as FCC KDB 789033, clause C for EBW and clause D for OBW measurement.
	☐	Refer as ANSI C63.10, clause 6.9.1 for occupied bandwidth testing.
	☐	Refer as IC RSS-Gen, clause 4.6 for bandwidth testing.

3.2.4 Test Setup

Emission Bandwidth



3.2.5 Test Result of Emission Bandwidth

Refer as Appendix B

3.3 Maximum Conducted Output Power

3.3.1 Maximum Conducted Output Power Limit

Maximum Conducted Output Power Limit	
UNII Devices	
☒	For the 5.15-5.25 GHz band:
	▪ Outdoor AP: the maximum conducted output power (P_{Out}) shall not exceed the lesser of 1 W. If G_{TX} > 6 dBi, then P_{Out} = 30 – (G_{TX} – 6). e.i.r.p. at any elevation angle above 30 degrees ≤ 125mW [21dBm]
	▪ Indoor AP: the maximum conducted output power (P_{Out}) shall not exceed the lesser of 1 W. If G_{TX} > 6 dBi, then P_{Out} = 30 – (G_{TX} – 6)
	▪ Point-to-point AP: the maximum conducted output power (P_{Out}) shall not exceed the lesser of 1 W If G_{TX} > 23 dBi, then P_{Out} = 30 – (G_{TX} – 23).
	▪ Mobile or Portable Client: the maximum conducted output power (P_{Out}) shall not exceed the lesser of 250 mW. If G_{TX} > 6 dBi, then P_{Out} = 24 – (G_{TX} – 6).
☒	For the 5.25-5.35 GHz band, the maximum conducted output power (P_{Out}) shall not exceed the lesser of 250 mW or 11 dBm + 10 log B, where B is the 26 dB emission bandwidth in MHz. If G_{TX} > 6 dBi, then P_{Out} = 24 – (G_{TX} – 6).
☒	For the 5.47-5.725 GHz band, the maximum conducted output power (P_{Out}) shall not exceed the lesser of 250 mW or 11 dBm + 10 log B, where B is the 26 dB emission bandwidth in MHz. If G_{TX} > 6 dBi, then P_{Out} = 24 – (G_{TX} – 6).
☒	For the 5.725-5.85 GHz band:
	▪ Point-to-multipoint systems (P2M): the maximum conducted output power (P_{Out}) shall not exceed the lesser of 1 W. If G_{TX} > 6 dBi, then P_{Out} = 30 – (G_{TX} – 6).
	▪ Point-to-point systems (P2P): the maximum conducted output power (P_{Out}) shall not exceed the lesser of 1 W.
LE-LAN Devices	
☐	For the 5.15-5.25 GHz band, the maximum e.i.r.p. shall not exceed 200 mW or 10 + 10 log B, dBm, whichever power is less. B is the 99% emission bandwidth in MHz.
☐	For the 5.25-5.35 GHz band, the maximum e.i.r.p. shall not exceed 1.0 W or 17 + 10 log B, dBm, whichever power is less. B is the 99% emission bandwidth in MHz
☐	For the 5.47-5.6 GHz band and 5.65-5.725 GHz band, the maximum e.i.r.p. shall not exceed 1.0 W or 17 + 10 log B, dBm, whichever power is less. B is the 99% emission bandwidth in MHz
☐	For the 5.725-5.85 GHz band:
	▪ Point-to-multipoint systems (P2M): the maximum conducted output power (P_{Out}) shall not exceed the lesser of 1 W. If G_{TX} > 6 dBi, then P_{Out} = 30 – (G_{TX} – 6).
	▪ Point-to-point systems (P2P): the maximum conducted output power (P_{Out}) shall not exceed the lesser of 1 W.
P_{Out} = maximum conducted output power in dBm, **G_{TX}** = the maximum transmitting antenna directional gain in dBi.	

3.3.2 Measuring Instruments

Refer a test equipment and calibration data table in this test report.

3.3.3 Test Procedures

Test Method	
▪ Maximum Conducted Output Power	
	Average over on/off periods with duty factor
	☐ Refer as FCC KDB 789033, clause E Method SA-2 (spectral trace averaging).
	☐ Refer as FCC KDB 789033, clause E Method SA-2 Alt. (RMS detection with slow sweep speed)
	Wideband RF power meter and average over on/off periods with duty factor
	☒ Refer as FCC KDB 789033, clause E Method PM-G (using an RF average power meter).
▪ For conducted measurement.	
	▪ If the EUT supports multiple transmit chains using options given below: Refer as FCC KDB 662911, In-band power measurements. Using the measure-and-sum approach, measured all transmit ports individually. Sum the power (in linear power units e.g., mW) of all ports for each individual sample and save them.
	▪ If multiple transmit chains, EIRP calculation could be following as methods: $P_{total} = P_1 + P_2 + \ldots + P_n$ (calculated in linear unit [mW] and transfer to log unit [dBm]) $EIRP_{total} = P_{total} + DG$

3.3.4 Test Setup

RF Output Power (Power Meter)

3.3.5 Test Result of Maximum Conducted Output Power

Refer as Appendix C

3.4 Peak Power Spectral Density

3.4.1 Peak Power Spectral Density Limit

Peak Power Spectral Density Limit	
UNII Devices	
☒	For the 5.15-5.25 GHz band:
	▪ Outdoor AP: the peak power spectral density (PPSD) shall not exceed the lesser of 17dBm/MHz. If G_{TX} > 6 dBi, then P_{Out} = 17 – (G_{TX} – 6).
	▪ Indoor AP: the peak power spectral density (PPSD) shall not exceed the lesser of 17dBm/MHz. If G_{TX} > 6 dBi, then P_{Out} = 17 – (G_{TX} – 6).
	▪ Point-to-point AP: the peak power spectral density (PPSD) shall not exceed the lesser of 17dBm/MHz. If G_{TX} > 23 dBi, then P_{Out} = 17 – (G_{TX} – 23).
	▪ Mobile or Portable Client: the peak power spectral density (PPSD) ≤ 11 dBm/MHz. If G_{TX} > 6 dBi, then PPSD= 11 – (G_{TX} – 6)..
☒	For the 5.25-5.35 GHz band, the peak power spectral density (PPSD) ≤ 11 dBm/MHz. If G_{TX} > 6 dBi, then PPSD= 11 – (G_{TX} – 6).
☒	For the 5.47-5.725 GHz band, the peak power spectral density (PPSD) ≤ 11 dBm/MHz. If G_{TX} > 6 dBi, then PPSD= 11 – (G_{TX} – 6).
☒	For the 5.725-5.85 GHz band:
	▪ Point-to-multipoint systems (P2M): the peak power spectral density (PPSD) ≤ 30 dBm/500kHz. If G_{TX} > 6 dBi, then PPSD= 30 – (G_{TX} – 6).
	▪ Point-to-point systems (P2P): the peak power spectral density (PPSD) ≤ 30 dBm/500kHz.
LE-LAN Devices	
☐	For the 5.15-5.25 GHz band, the e.i.r.p. peak power spectral density (PPSD) ≤ 10 dBm/MHz.
☐	For the 5.25-5.35 GHz band, the peak power spectral density (PPSD) ≤ 11 dBm/MHz.
	▪ e.i.r.p. greater than 200 mW shall comply with the following e.i.r.p. at different elevations, where θ is the angle above the local horizontal plane (of the Earth) as shown below: -13 dBW/MHz for 0° ≤ θ < 8° ; -13 − 0.716 (θ-8) dBW/MHz for 8° ≤ θ < 40° -35.9 − 1.22 (θ-40) dBW/MHz for 40° ≤ θ ≤ 45° ; -42 dBW/MHz for θ > 45°
☐	For the 5.47-5.6 GHz band and 5.65-5.725 GHz band, the peak power spectral density (PPSD) ≤ 11 dBm/MHz.
☐	For the 5.725-5.85 GHz band:
	▪ Point-to-multipoint systems (P2M): the peak power spectral density (PPSD) ≤ 30 dBm/500kHz. If G_{TX} > 6 dBi, then PPSD= 30 – (G_{TX} – 6).
	▪ Point-to-point systems (P2P): the peak power spectral density (PPSD) ≤ 30 dBm/500kHz.
PPSD = peak power spectral density that he same method as used to determine the conducted output power shall be used to determine the power spectral density. And power spectral density in dBm/MHz **G_{TX}** = the maximum transmitting antenna directional gain in dBi.	

3.4.2 Measuring Instruments

Refer a test equipment and calibration data table in this test report.

3.4.3 Test Procedures

Test Method		
▪ Peak power spectral density procedures that the same method as used to determine the conducted output power shall be used to determine the peak power spectral density and use the peak search function on the spectrum analyzer to find the peak of the spectrum. For the peak power spectral density shall be measured using below options:		
	☐ Refer as FCC KDB 789033, F)5) power spectral density can be measured using resolution bandwidths < 1 MHz provided that the results are integrated over 1 MHz bandwidth	
	[duty cycle ≥ 98% or external video / power trigger]	
	☒ Refer as FCC KDB 789033, clause E Method SA-1 (spectral trace averaging).	
	☐ Refer as FCC KDB 789033, clause E Method SA-1 Alt. (RMS detection with slow sweep speed)	
	duty cycle < 98% and average over on/off periods with duty factor	
	☒ Refer as FCC KDB 789033, clause E Method SA-2 (spectral trace averaging).	
	☐ Refer as FCC KDB 789033, clause E Method SA-2 Alt. (RMS detection with slow sweep speed)	
▪ For conducted measurement.		
	▪ If the EUT supports multiple transmit chains using options given below:	
		☐ Option 1: Measure and sum the spectra across the outputs. Refer as FCC KDB 662911, In-band power spectral density (PSD). Sample all transmit ports simultaneously using a spectrum analyzer for each transmit port. Where the trace bin-by-bin of each transmit port summing can be performed. (i.e., in the first spectral bin of output 1 is summed with that in the first spectral bin of output 2 and that from the first spectral bin of output 3, and so on up to the NTX output to obtain the value for the first frequency bin of the summed spectrum.). Add up the amplitude (power) values for the different transmit chains and use this as the new data trace.
		☐ Option 2: Measure and sum spectral maxima across the outputs. With this technique, spectra are measured at each output of the device at the required resolution bandwidth. The maximum value (peak) of each spectrum is determined. These maximum values are then summed mathematically in linear power units across the outputs. These operations shall be performed separately over frequency spans that have different out-of-band or spurious emission limits,
		☐ Option 3: Measure and add 10 log(N) dB, where N is the number of transmit chains. Refer as FCC KDB 662911, In-band power spectral density (PSD). Performed at each transmit chains and each transmit chains shall be compared with the limit have been reduced with 10 log(N). Or each transmit chains shall be add 10 log(N) to compared with the limit.
	▪	If multiple transmit chains, EIRP PPSD calculation could be following as methods: $PPSD_{total} = PPSD_1 + PPSD_2 + \ldots + PPSD_n$ (calculated in linear unit [mW] and transfer to log unit [dBm]) $EIRP_{total} = PPSD_{total} + DG$

3.4.4 Test Setup

Power Spectral Density

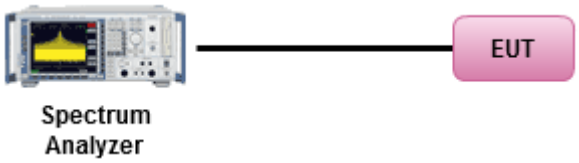

3.4.5 Test Result of Peak Power Spectral Density

Refer as Appendix D

3.5 Unwanted Emissions

3.5.1 Transmitter Unwanted Emissions Limit

Unwanted emissions below 1 GHz and restricted band emissions above 1GHz limit			
Frequency Range (MHz)	**Field Strength (uV/m)**	**Field Strength (dBuV/m)**	**Measure Distance (m)**
0.009~0.490	2400/F(kHz)	48.5 - 13.8	300
0.490~1.705	24000/F(kHz)	33.8 - 23	30
1.705~30.0	30	29	30
30~88	100	40	3
88~216	150	43.5	3
216~960	200	46	3
Above 960	500	54	3

Note 1: Test distance for frequencies at or above 30 MHz, measurements may be performed at a distance other than the limit distance provided they are not performed in the near field and the emissions to be measured can be detected by the measurement equipment. When performing measurements at a distance other than that specified, the results shall be extrapolated to the specified distance using an extrapolation factor of 20 dB/decade (inverse of linear distance for field-strength measurements, inverse of linear distance-squared for power-density measurements).

Note 2: Test distance for frequencies at below 30 MHz, measurements may be performed at a distance closer than the EUT limit distance; however, an attempt should be made to avoid making measurements in the near field. When performing measurements below 30 MHz at a closer distance than the limit distance, the results shall be extrapolated to the specified distance by either making measurements at a minimum of two or more distances on at least one radial to determine the proper extrapolation factor or by using the square of an inverse linear distance extrapolation factor (40 dB/decade). The test report shall specify the extrapolation method used to determine compliance of the EUT.

Note 3: Using the distance of 1m during the test for above 18 GHz, and the test value to correct for the distance factor at 3m.

Un-restricted band emissions above 1GHz Limit	
Operating Band	**Limit**
☒ 5.15 - 5.25 GHz	e.i.r.p. -27 dBm [68.2 dBuV/m@3m]
☒ 5.25 - 5.35 GHz	e.i.r.p. -27 dBm [68.2 dBuV/m@3m]
☒ 5.47 - 5.725 GHz	e.i.r.p. -27 dBm [68.2 dBuV/m@3m]
☒ 5.725 - 5.85 GHz	all emissions shall be limited to a level of -27 dBm/MHz at 75 MHz or more above or below the band edge increasing linearly to 10 dBm/MHz at 25 MHz above or below the band edge, and from 25 MHz above or below the band edge increasing linearly to a level of 15.6 dBm/MHz at 5 MHz above or below the band edge, and from 5 MHz above or below the band edge increasing linearly to a level of 27 dBm/MHz at the band edge.
Note 1: Measurements may be performed at a distance other than the limit distance provided they are not performed in the near field and the emissions to be measured can be detected by the measurement equipment. When performing measurements at a distance other than that specified, the results shall be extrapolated to the specified distance using an extrapolation factor of 20 dB/decade (inverse of linear distance for field-strength measurements, inverse of linear distance-squared for power-density measurements).	

3.5.2 Measuring Instruments

Refer a test equipment and calibration data table in this test report.

3.5.3 Test Procedures

Test Method			
▪ Measurements may be performed at a distance other than the limit distance provided they are not performed in the near field and the emissions to be measured can be detected by the measurement equipment. Measurements shall not be performed at a distance greater than 30 m for frequencies above 30 MHz, unless it can be further demonstrated that measurements at a distance of 30 m or less are impractical. When performing measurements at a distance other than that specified, the results shall be extrapolated to the specified distance using an extrapolation factor of 20 dB/decade (inverse of linear distance for field-strength measurements, inverse of linear distance-squared for power-density measurements).			
▪ The average emission levels shall be measured in [duty cycle ≥ 98 or duty factor].			
▪ For the transmitter unwanted emissions shall be measured using following options below:			
	▪ Refer as FCC KDB 789033, clause G)2) for unwanted emissions into non-restricted bands.		
	▪ Refer as FCC KDB 789033, clause G)1) for unwanted emissions into restricted bands.		
		☐	Refer as FCC KDB 789033, G)6) Method AD (Trace Averaging).
		☒	Refer as FCC KDB 789033, G)6) Method VB (Reduced VBW).
		☐	Refer as ANSI C63.10, clause 11.12.2.5.3 (Reduced VBW). VBW ≥ 1/T, where T is pulse time.
		☐	Refer as ANSI C63.10, clause 7.5 average value of pulsed emissions.
		☒	Refer as FCC KDB 789033, clause G)5) measurement procedure peak limit.
		☐	Refer as ANSI C63.10, clause 4.1.4.2.2 measurement procedure peak limit.
▪ For radiated measurement.			
	▪ Refer as ANSI C63.10, clause 6.4 for radiated emissions below 30 MHz and test distance is 3m.		
	▪ Refer as ANSI C63.10, clause 6.5 for radiated emissions 30 MHz to 1 GHz and test distance is 3m.		
	▪ Refer as ANSI C63.10, clause 6.6 for radiated emissions above 1GHz.		
▪ The any unwanted emissions level shall not exceed the fundamental emission level.			
▪ All amplitude of spurious emissions that are attenuated by more than 20 dB below the permissible value has no need to be reported.			

3.5.4 Test Setup

Transmitter Radiated Unwanted Emissions

9kHz ~30MHz

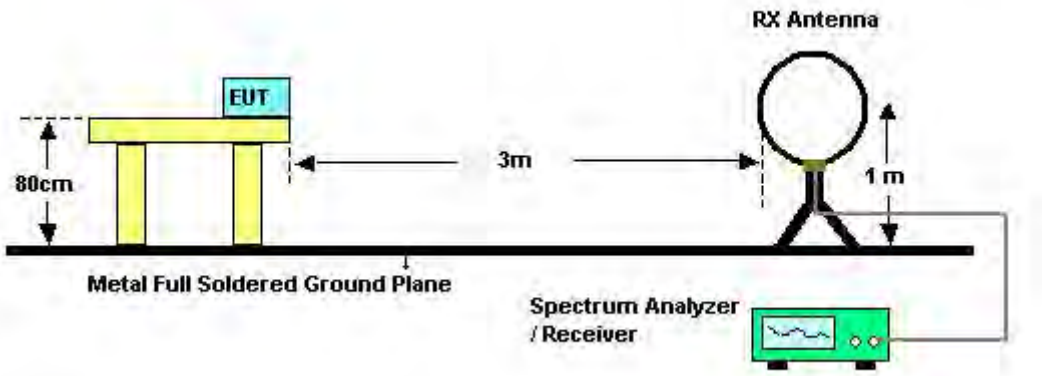

30MHz~1GHz

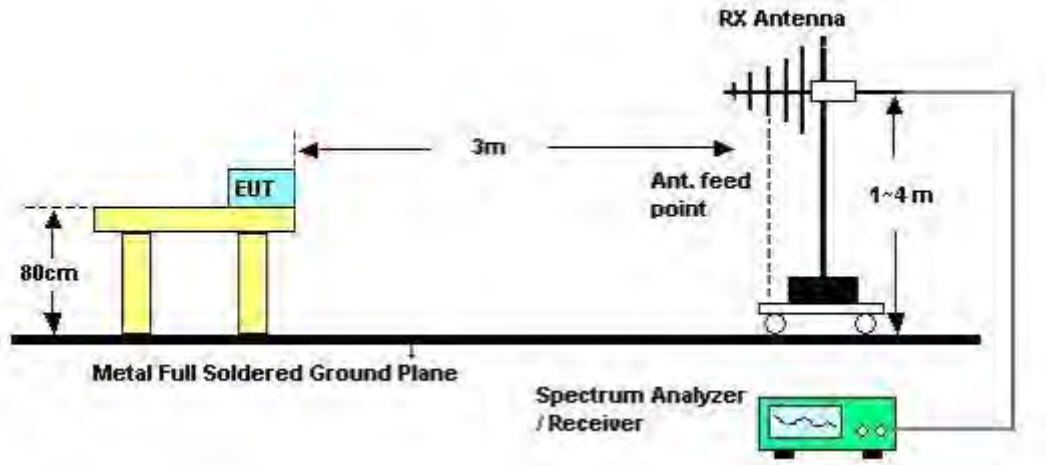

Above 1GHz

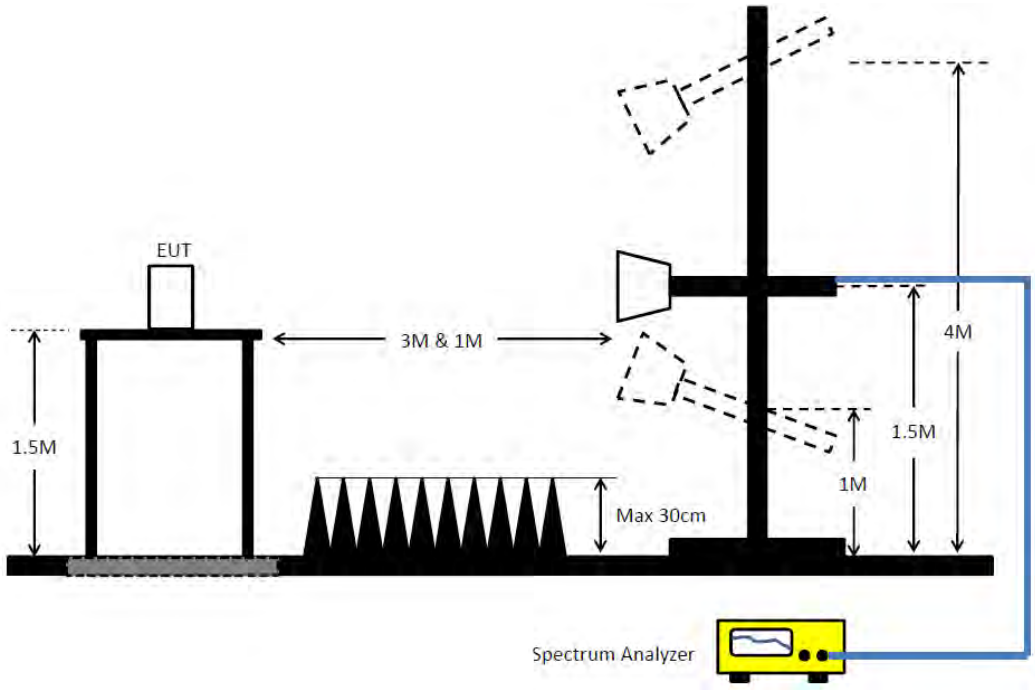

3.5.5 Measurement Results Calculation

The measured Level is calculated using:
Corrected Reading: Antenna factor (AF) + Cable loss (CL) + Read level (Raw) - Preamp factor (PA)(if applicable) = Level.

3.5.6 Transmitter Unwanted Emissions (Below 30MHz)

There is a comparison data of both open-field test site and alternative test site - semi-Anechoic chamber according to KDB414788 Radiated Test Site, and the result came out very similar.
All amplitude of spurious emissions that are attenuated by more than 20 dB below the permissible value has no need to be reported.
The radiated emissions were investigated from 9 kHz or the lowest frequency generated within the device, up to the 10th harmonic or 40 GHz, whichever is appropriate.

3.5.7 Test Result of Transmitter Unwanted Emissions

Refer as Appendix E

4 Test Equipment and Calibration Data

Instrument	Brand	Model No.	Serial No.	Characteristics	Calibration Date	Calibration Due Date	Remark
EMI Receiver	Agilent	N9038A	My52260123	9kHz ~ 8.4GHz	Mar. 03, 2021	Mar. 02, 2022	Conduction (CO01-CB)
LISN	F.C.C.	FCC-LISN-50-16-2	04083	150kHz ~ 100MHz	Jan. 06, 2021	Jan. 05, 2022	Conduction (CO01-CB)
LISN	Schwarzbeck	NSLK 8127	8127647	9kHz ~ 30MHz	Mar. 07, 2021	Mar. 06, 2022	Conduction (CO01-CB)
COND Cable	Woken	Cable	Low cable-CO01	9kHz ~ 30MHz	May 19, 2021	May 18, 2022	Conduction (CO01-CB)
Pulse Limiter	Rohde&Schwarz	ESH3-Z2	100430	9kHz ~ 30MHz	Jan. 30, 2021	Jan. 29, 2022	Conduction (CO01-CB)
Software	SPORTON	SENSE	V5.10	-	N.C.R.	N.C.R.	Conduction (CO01-CB)
Loop Antenna	Teseq	HLA 6120	24155	9kHz - 30 MHz	Apr. 14, 2021	Apr. 13, 2022	Radiation (10CH01-CB)
10m Semi Anechoic Chamber NSA	TDK	SAC-10M	10CH01-CB	30MHz~1GHz 10m,3m	Jan. 28, 2021	Jan. 27, 2022	Radiation (10CH01-CB)
Pre-Amplifier	Agilent	8447D	2944A10783	9kHz ~ 1.3GHz	Mar. 11, 2021	Mar. 10, 2022	Radiation (10CH01-CB)
Pre-Amplifier	Agilent	8447D	2944A10784	9kHz ~ 1.3GHz	Mar. 11, 2021	Mar. 10, 2022	Radiation (10CH01-CB)
Low Cable	Woken	SUCOFLEX 104	low cable-01	25MHz ~ 1GHz	Oct. 20, 2020	Oct. 19, 2021	Radiation (10CH01-CB)
High Cable	Woken	SUCOFLEX 104	low cable-02	25MHz ~ 1GHz	Oct. 20, 2020	Oct. 19, 2021	Radiation (10CH01-CB)
Bilog Antenna with 6dB Attenuator	Chase & EMCI	CBL6111A &N-6-06	1543 &AT-N0609	30MHz ~ 1GHz	Jul. 01, 2021	Jun. 30, 2022	Radiation (10CH01-CB)
EMI Receiver	Agilent	N9038A	MY52260140	9kHz ~ 8.4GHz	May 05, 2021	May 04, 2022	Radiation (10CH01-CB)
Software	SPORTON	SENSE	V5.10	-	N.C.R.	N.C.R.	Radiation (10CH01-CB)
3m Semi Anechoic Chamber VSWR	TDK	SAC-3M	03CH03-CB	1GHz ~18GHz 3m	May 06, 2021	May 05, 2022	Radiation (03CH03-CB)
Horn Antenna	ETS・Lindgren	3115	6821	750MHz~18GHz	Jan. 26, 2021	Jan. 25, 2022	Radiation (03CH03-CB)
Horn Antenna	Schwarzbeck	BBHA 9170	BBHA9170252	15GHz ~ 40GHz	Jul. 21, 2020	Jul. 20, 2021	Radiation (03CH03-CB)
Pre-Amplifier	Agilent	8449B	3008A02097	1GHz ~ 26.5GHz	Jul. 03, 2020	Jun. 02, 2021	Radiation (03CH03-CB)
Pre-Amplifier	MITEQ	TTA1840-35-HG	1864479	18GHz ~ 40GHz	Jul. 08, 2020	Jul. 07, 2021	Radiation (03CH03-CB)
Spectrum Analyzer	R&S	FSP40	100019	9kHz ~ 40GHz	Jun. 09, 2020	Jun. 08, 2021	Radiation (03CH03-CB)
RF Cable-high	Woken	RG402	High Cable-20+29	1GHz ~ 18GHz	Oct. 05, 2020	Oct. 04, 2021	Radiation (03CH03-CB)
RF Cable-high	Woken	RG402	High Cable-29	1GHz ~ 18GHz	Oct. 05, 2020	Oct. 04, 2021	Radiation (03CH03-CB)

Instrument	Brand	Model No.	Serial No.	Characteristics	Calibration Date	Calibration Due Date	Remark
RF Cable-high	Woken	RG402	High Cable-40G#1	18GHz ~ 40 GHz	Jul. 16, 2020	Jul. 15, 2021	Radiation (03CH03-CB)
RF Cable-high	Woken	RG402	High Cable-40G#2	18GHz ~ 40 GHz	Jul. 16, 2020	Jul. 15, 2021	Radiation (03CH03-CB)
Test Software	SPORTON	SENSE	V5.10	-	N.C.R.	N.C.R.	Radiation (03CH03-CB)
3m Semi Anechoic Chamber VSWR	TDK	SAC-3M	03CH05-CB	1GHz ~18GHz 3m	Nov. 08, 2020	Nov. 07, 2021	Radiation (03CH05-CB)
Horn Antenna	SCHWARZBECK	BBHA9120D	BBHA 9120 D-1291	1GHz~18GHz	Sep. 05, 2020	Sep. 04, 2021	Radiation (03CH05-CB)
Horn Antenna	SCHWARZBECK	BBHA 9170	BBHA9170507	15GHz ~ 40GHz	Jun. 18, 2021	Jun. 17, 2022	Radiation (03CH05-CB)
Pre-Amplifier	EMCI	EMC12630SE	980287	1GHz – 26.5GHz	Jul. 02, 2021	Jul. 01, 2022	Radiation (03CH05-CB)
Amplifier	-	-	TF-130N-R1	18GHz ~ 40GHz	Jun.15, 2021	Jun. 14, 2022	Radiation (03CH05-CB)
Spectrum Analyzer	R&S	FSP40	100304	9kHz ~ 40GHz	Nov. 10, 2020	Nov. 09, 2021	Radiation (03CH05-CB)
RF Cable-high	Woken	RG402	High Cable-28	1GHz~18GHz	Oct. 05, 2020	Oct. 04, 2021	Radiation (03CH05-CB)
RF Cable-high	Woken	RG402	High Cable-04+28	1GHz~18GHz	Oct. 05, 2020	Oct. 04, 2021	Radiation (03CH05-CB)
RF Cable-high	Woken	RG402	High Cable-40G#1	18GHz ~ 40 GHz	Jul. 16, 2020	Jul. 15, 2021	Radiation (03CH05-CB)
RF Cable-high	Woken	RG402	High Cable-40G#2	18GHz ~ 40 GHz	Jul. 16, 2020	Jul. 15, 2021	Radiation (03CH05-CB)
Test Software	SPORTON	SENSE	V5.10	-	N.C.R.	N.C.R.	Radiation (03CH05-CB)
Spectrum analyzer	R&S	FSV40	101028	9kHz~40GHz	Dec. 31, 2020	Dec. 30, 2021	Conducted (TH02-CB)
Power Sensor	Anritsu	MA2411B	1126203	300MHz~40GHz	Sep. 17, 2020	Sep. 16, 2021	Conducted (TH02-CB)
Power Meter	Anritsu	ML2495A	1210004	300MHz~40GHz	Sep. 17, 2020	Sep. 16, 2021	Conducted (TH02-CB)
RF Cable-high	Woken	RG402	High Cable-01	1 GHz – 18 GHz	Oct. 05, 2020	Oct. 04, 2021	Conducted (TH02-CB)
RF Cable-high	Woken	RG402	High Cable-02	1 GHz – 18 GHz	Oct. 05, 2020	Oct. 04, 2021	Conducted (TH02-CB)
RF Cable-high	Woken	RG402	High Cable-03	1 GHz – 18 GHz	Oct. 05, 2020	Oct. 04, 2021	Conducted (TH02-CB)
RF Cable-high	Woken	RG402	High Cable-04	1 GHz – 18 GHz	Oct. 05, 2020	Oct. 04, 2021	Conducted (TH02-CB)
RF Cable-high	Woken	RG402	High Cable-05	1 GHz – 18 GHz	Oct. 05, 2020	Oct. 04, 2021	Conducted (TH02-CB)
Test Software	SPORTON	SENSE	V5.10	-	N.C.R.	N.C.R.	Conducted (TH02-CB)

Note: Calibration Interval of instruments listed above is one year.

N.C.R. means Non-Calibration required.

Summary

Mode	Result	Type	Freq (Hz)	Level (dBuV)	Limit (dBuV)	Margin (dB)	Condition
Mode 1	Pass	AV	429k	34.14	47.28	-13.14	Neutral

Mode 1

24/09/2021

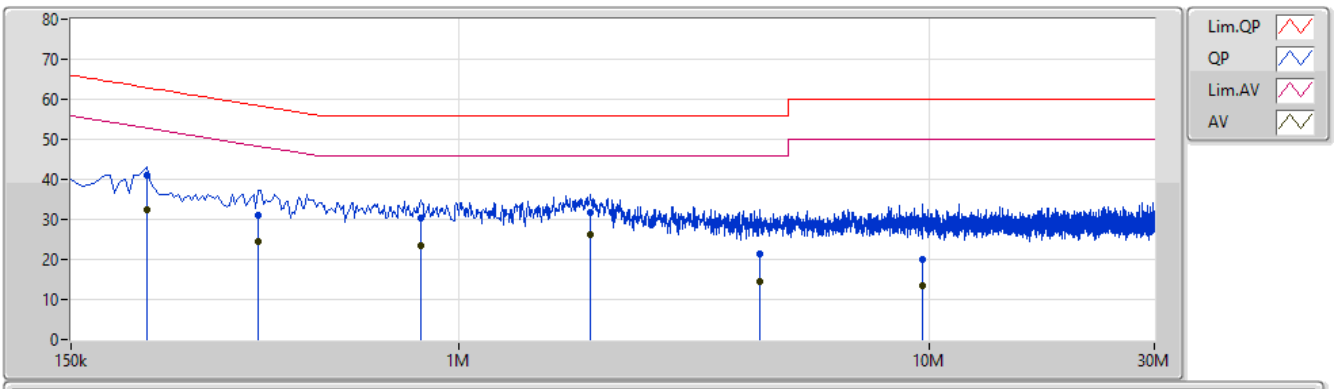

Type	Freq	Level	Limit	Margin	Factor	Condition	Comment	Raw	LISN	CL	AT
	(Hz)	(dBuV)	(dBuV)	(dB)	(dB)			(dBuV)	(dB)	(dB)	(dB)
QP	217.5k	40.98	62.92	-21.94	9.89	Line	-	31.09	0.04	0.04	9.81
AV	217.5k	32.51	52.92	-20.41	9.89	Line	-	22.62	0.04	0.04	9.81
QP	375k	30.97	58.39	-27.42	9.90	Line	-	21.07	0.04	0.04	9.82
AV	375k	24.56	48.39	-23.83	9.90	Line	-	14.66	0.04	0.04	9.82
QP	829.5k	30.19	56.00	-25.81	9.93	Line	-	20.26	0.06	0.04	9.83
AV	829.5k	23.58	46.00	-22.42	9.93	Line	-	13.65	0.06	0.04	9.83
QP	1.905M	31.71	56.00	-24.29	9.98	Line	-	21.73	0.09	0.07	9.82
AV	1.905M	26.05	46.00	-19.95	9.98	Line	"Worst"	16.07	0.09	0.07	9.82
QP	4.353M	21.33	56.00	-34.67	10.13	Line	-	11.20	0.14	0.12	9.87
AV	4.353M	14.38	46.00	-31.62	10.13	Line	-	4.25	0.14	0.12	9.87
QP	9.636M	19.92	60.00	-40.08	10.28	Line	-	9.64	0.22	0.16	9.90
AV	9.636M	13.31	50.00	-36.69	10.28	Line	-	3.03	0.22	0.16	9.90

Mode 1

24/09/2021

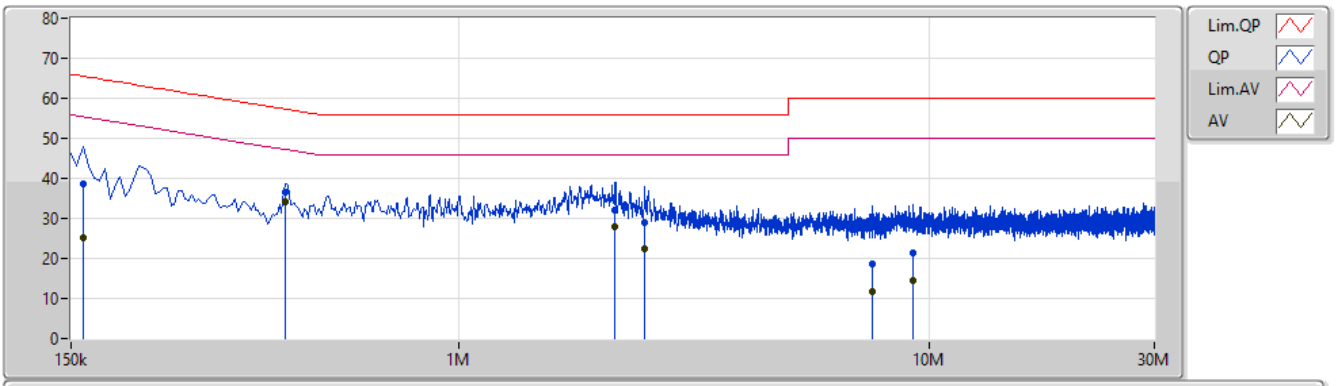

Type	Freq	Level	Limit	Margin	Factor	Condition	Comment	Raw	LISN	CL	AT
	(Hz)	(dBuV)	(dBuV)	(dB)	(dB)			(dBuV)	(dB)	(dB)	(dB)
QP	159k	38.57	65.52	-26.95	9.88	Neutral	-	28.69	0.03	0.04	9.81
AV	159k	25.06	55.52	-30.46	9.88	Neutral	-	15.18	0.03	0.04	9.81
QP	429k	36.49	57.28	-20.79	9.89	Neutral	-	26.60	0.03	0.04	9.82
AV	429k	34.14	47.28	-13.14	9.89	Neutral	"Worst"	24.25	0.03	0.04	9.82
QP	2.148M	32.21	56.00	-23.79	9.98	Neutral	-	22.23	0.07	0.08	9.83
AV	2.148M	27.85	46.00	-18.15	9.98	Neutral	-	17.87	0.07	0.08	9.83
QP	2.481M	29.06	56.00	-26.94	10.01	Neutral	-	19.05	0.08	0.09	9.84
AV	2.481M	22.43	46.00	-23.57	10.01	Neutral	-	12.42	0.08	0.09	9.84
QP	7.535M	18.72	60.00	-41.28	10.21	Neutral	-	8.51	0.17	0.15	9.89
AV	7.535M	11.79	50.00	-38.21	10.21	Neutral	-	1.58	0.17	0.15	9.89
QP	9.204M	21.25	60.00	-38.75	10.25	Neutral	-	11.00	0.19	0.16	9.90
AV	9.204M	14.40	50.00	-35.60	10.25	Neutral	-	4.15	0.19	0.16	9.90

Summary

Mode	Max-N dB (Hz)	Max-OBW (Hz)	ITU-Code	Min-N dB (Hz)	Min-OBW (Hz)
5.15-5.25GHz	-	-	-	-	-
802.11a_Nss1,(6Mbps)_2TX	31.44M	16.912M	16M9D1D	19.5M	16.582M
802.11ax HEW20_Nss1,(MCS0)_2TX	37.86M	18.951M	19M0D1D	20.37M	18.801M
802.11ax HEW40_Nss1,(MCS0)_2TX	69.12M	37.841M	37M8D1D	40.38M	37.541M
802.11ax HEW80_Nss1,(MCS0)_2TX	80.88M	77.601M	77M6D1D	80.88M	77.601M
5.25-5.35GHz	-	-	-	-	-
802.11a_Nss1,(6Mbps)_2TX	19.68M	16.612M	16M6D1D	19.38M	16.552M
802.11ax HEW20_Nss1,(MCS0)_2TX	24.03M	18.831M	18M8D1D	20.43M	18.771M
802.11ax HEW40_Nss1,(MCS0)_2TX	83.7M	38.081M	38M1D1D	40.14M	37.541M
802.11ax HEW80_Nss1,(MCS0)_2TX	81M	77.721M	77M7D1D	80.76M	77.481M
5.47-5.725GHz	-	-	-	-	-
802.11a_Nss1,(6Mbps)_2TX	20.7M	16.672M	16M7D1D	19.5M	16.522M
802.11ax HEW20_Nss1,(MCS0)_2TX	23.61M	18.861M	18M9D1D	20.16M	18.771M
802.11ax HEW40_Nss1,(MCS0)_2TX	60.3M	37.841M	37M8D1D	40.44M	37.541M
802.11ax HEW80_Nss1,(MCS0)_2TX	118.56M	77.961M	78M0D1D	80.88M	77.601M
5.725-5.85GHz	-	-	-	-	-
802.11a_Nss1,(6Mbps)_2TX	16.32M	19.01M	19M0D1D	16.32M	17.421M
802.11ax HEW20_Nss1,(MCS0)_2TX	18.33M	21.799M	21M8D1D	17.46M	19.4M
802.11ax HEW40_Nss1,(MCS0)_2TX	36.06M	41.019M	41M0D1D	35.22M	38.141M
802.11ax HEW80_Nss1,(MCS0)_2TX	77.88M	77.841M	77M8D1D	77.64M	77.721M

Max-N dB = Maximum 6dB down bandwidth for 5.725-5.85GHz band / Maximum 26dB down bandwidth for other band;
Max-OBW = Maximum99% occupied bandwidth;
Min-N dB = Minimum 6dB down bandwidth for 5.725-5.85GHz band / Maximum 26dB down bandwidth for other band;
Min-OBW = Minimum 99% occupied bandwidth;

Result

Mode	Result	Limit (Hz)	Port 1-N dB (Hz)	Port 1-OBW (Hz)	Port 2-N dB (Hz)	Port 2-OBW (Hz)
802.11a_Nss1,(6Mbps)_2TX	-	-	-	-	-	-
5180MHz	Pass	Inf	19.92M	16.582M	20.55M	16.672M
5200MHz	Pass	Inf	19.5M	16.582M	31.44M	16.912M
5240MHz	Pass	Inf	19.62M	16.582M	23.61M	16.822M
5260MHz	Pass	Inf	19.56M	16.552M	19.59M	16.612M
5300MHz	Pass	Inf	19.38M	16.582M	19.38M	16.582M
5320MHz	Pass	Inf	19.47M	16.552M	19.68M	16.612M
5500MHz	Pass	Inf	19.5M	16.522M	19.74M	16.642M
5580MHz	Pass	Inf	19.53M	16.582M	20.7M	16.672M
5700MHz	Pass	Inf	19.62M	16.552M	19.53M	16.642M
5745MHz	Pass	500k	16.32M	17.511M	16.32M	19.01M
5785MHz	Pass	500k	16.32M	17.421M	16.32M	18.891M
5825MHz	Pass	500k	16.32M	18.051M	16.32M	18.021M
802.11ax HEW20_Nss1,(MCS0)_2TX	-	-	-	-	-	-
5180MHz	Pass	Inf	20.4M	18.801M	20.61M	18.801M
5200MHz	Pass	Inf	22.68M	18.831M	37.86M	18.951M
5240MHz	Pass	Inf	20.37M	18.801M	30.24M	18.921M
5260MHz	Pass	Inf	24.03M	18.801M	21.15M	18.801M
5300MHz	Pass	Inf	20.43M	18.771M	20.64M	18.771M
5320MHz	Pass	Inf	22.56M	18.831M	22.41M	18.771M
5500MHz	Pass	Inf	20.28M	18.771M	20.46M	18.801M
5580MHz	Pass	Inf	23.61M	18.801M	23.49M	18.861M
5700MHz	Pass	Inf	20.31M	18.771M	20.16M	18.801M
5745MHz	Pass	500k	17.79M	19.61M	17.88M	21.799M
5785MHz	Pass	500k	17.49M	19.4M	18.12M	20.99M
5825MHz	Pass	500k	17.46M	19.61M	18.33M	19.82M
802.11ax HEW40_Nss1,(MCS0)_2TX	-	-	-	-	-	-
5190MHz	Pass	Inf	40.38M	37.601M	40.92M	37.541M
5230MHz	Pass	Inf	60.12M	37.721M	69.12M	37.841M
5270MHz	Pass	Inf	83.7M	38.081M	78.12M	38.081M
5310MHz	Pass	Inf	40.14M	37.541M	40.68M	37.541M
5510MHz	Pass	Inf	40.5M	37.601M	40.74M	37.541M
5550MHz	Pass	Inf	47.4M	37.721M	60.3M	37.841M
5670MHz	Pass	Inf	40.44M	37.601M	52.8M	37.661M
5755MHz	Pass	500k	35.76M	38.141M	35.52M	40.06M
5795MHz	Pass	500k	35.22M	38.501M	36.06M	41.019M
802.11ax HEW80_Nss1,(MCS0)_2TX	-	-	-	-	-	-
5210MHz	Pass	Inf	80.88M	77.601M	80.88M	77.601M
5290MHz	Pass	Inf	80.76M	77.721M	81M	77.481M
5530MHz	Pass	Inf	81.12M	77.601M	80.88M	77.601M
5610MHz	Pass	Inf	81.36M	77.841M	118.56M	77.961M
5775MHz	Pass	500k	77.88M	77.841M	77.64M	77.721M

Port X-N dB = Port **X** 6dB down bandwidth for 5.725-5.85GHz band / 26dB down bandwidth for other band
Port X-OBW = Port **X** 99% occupied bandwidth;

802.11a_Nss1,(6Mbps)_2TX EBW

5180MHz

02/06/2021

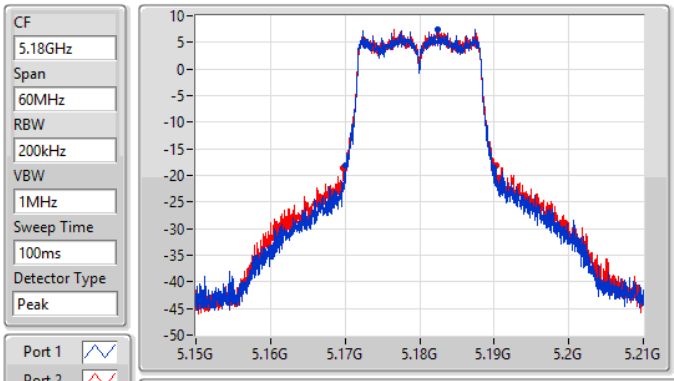

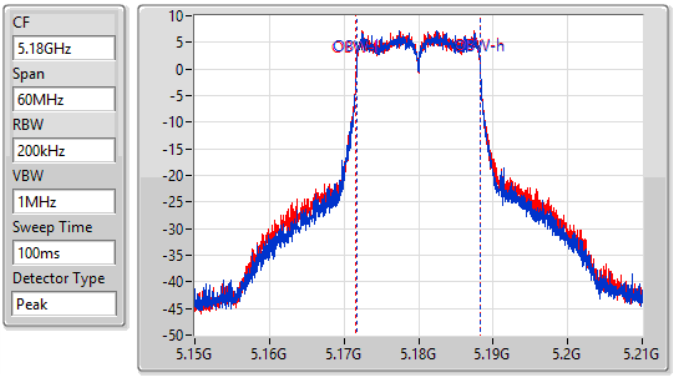

26dB(Hz)	Fl-26dB(Hz)	Fh-26dB(Hz)	OBW(Hz)	Fl-OBW(Hz)	Fh-OBW(Hz)	Limit(Hz)	Port
19.92M	5.17007G	5.18999G	16.582M	5.171694G	5.188276G	Inf	1
20.55M	5.16974G	5.19029G	16.672M	5.171634G	5.188306G	Inf	2

802.11a_Nss1,(6Mbps)_2TX EBW

5200MHz

03/06/2021

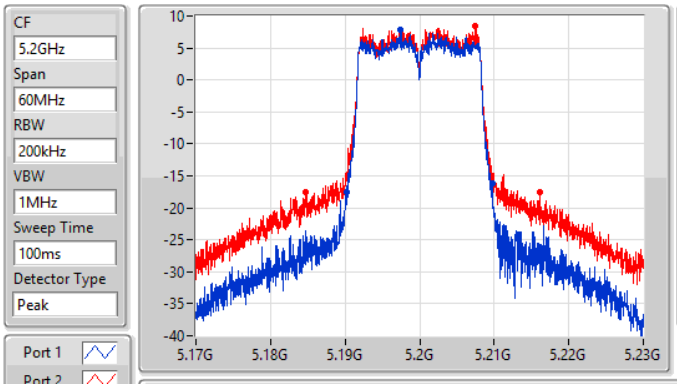

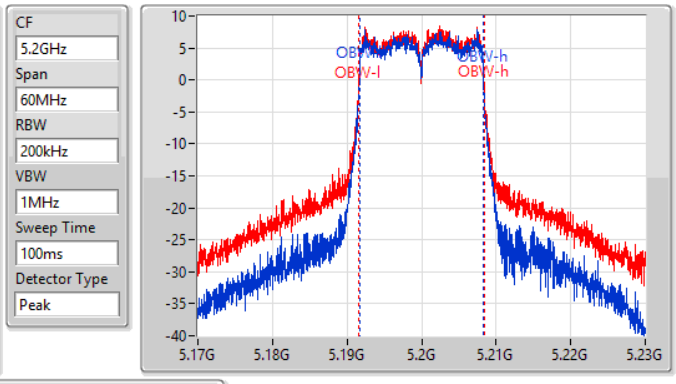

26dB(Hz)	Fl-26dB(Hz)	Fh-26dB(Hz)	OBW(Hz)	Fl-OBW(Hz)	Fh-OBW(Hz)	Limit(Hz)	Port
19.5M	5.19022G	5.20972G	16.582M	5.191694G	5.208276G	Inf	1
31.44M	5.18473G	5.21617G	16.912M	5.191514G	5.208426G	Inf	2

802.11a_Nss1,(6Mbps)_2TX EBW

5240MHz

03/06/2021

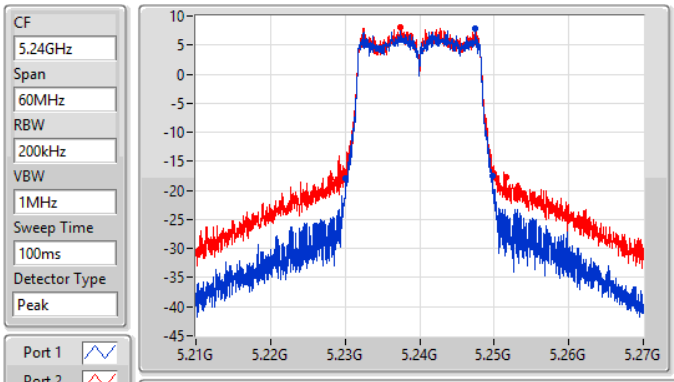

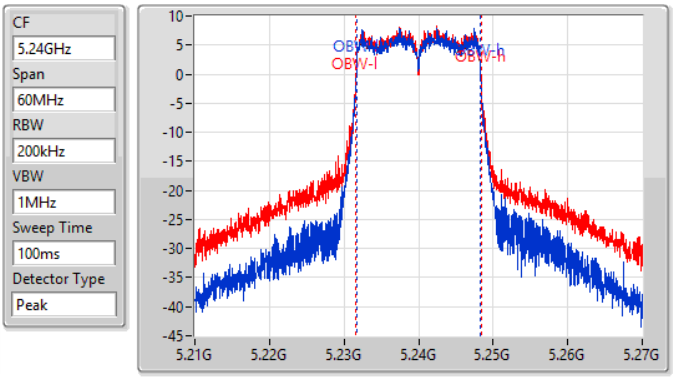

26dB(Hz)	Fl-26dB(Hz)	Fh-26dB(Hz)	OBW(Hz)	Fl-OBW(Hz)	Fh-OBW(Hz)	Limit(Hz)	Port
19.62M	5.2301G	5.24972G	16.582M	5.231694G	5.248276G	Inf	1
23.61M	5.22806G	5.25167G	16.822M	5.231544G	5.248366G	Inf	2

802.11a_Nss1,(6Mbps)_2TX EBW

5260MHz

02/06/2021

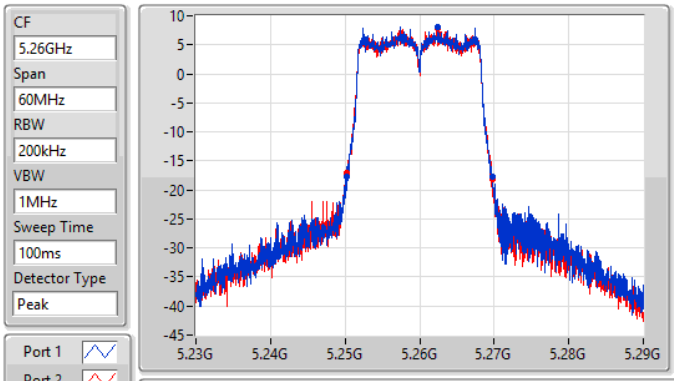

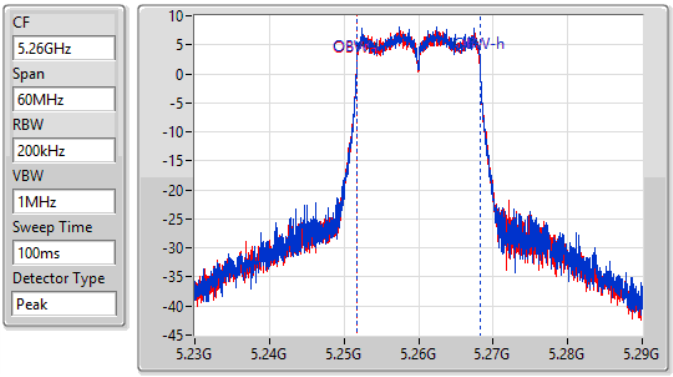

26dB(Hz)	Fl-26dB(Hz)	Fh-26dB(Hz)	OBW(Hz)	Fl-OBW(Hz)	Fh-OBW(Hz)	Limit(Hz)	Port
19.56M	5.25022G	5.26978G	16.552M	5.251694G	5.268246G	Inf	1
19.59M	5.25019G	5.26978G	16.612M	5.251664G	5.268276G	Inf	2

802.11a_Nss1,(6Mbps)_2TX EBW

5300MHz

02/06/2021

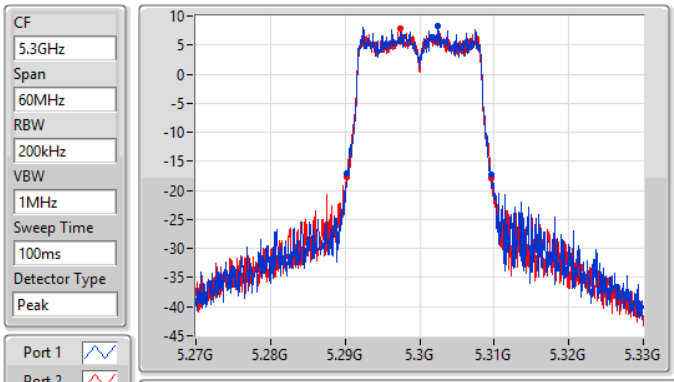

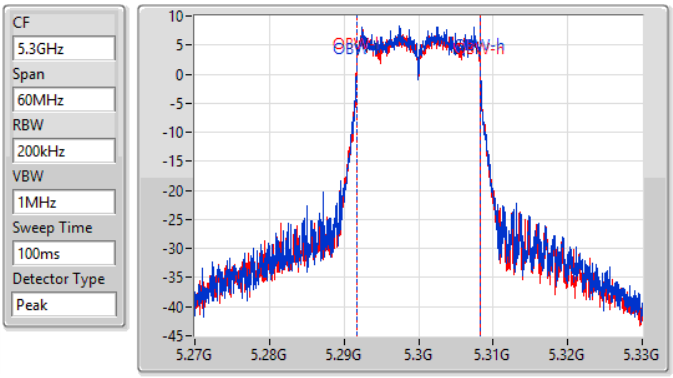

26dB(Hz)	Fl-26dB(Hz)	Fh-26dB(Hz)	OBW(Hz)	Fl-OBW(Hz)	Fh-OBW(Hz)	Limit(Hz)	Port
19.38M	5.29025G	5.30963G	16.582M	5.291694G	5.308276G	Inf	1
19.38M	5.29022G	5.3096G	16.582M	5.291694G	5.308276G	Inf	2

802.11a_Nss1,(6Mbps)_2TX EBW

5320MHz

02/06/2021

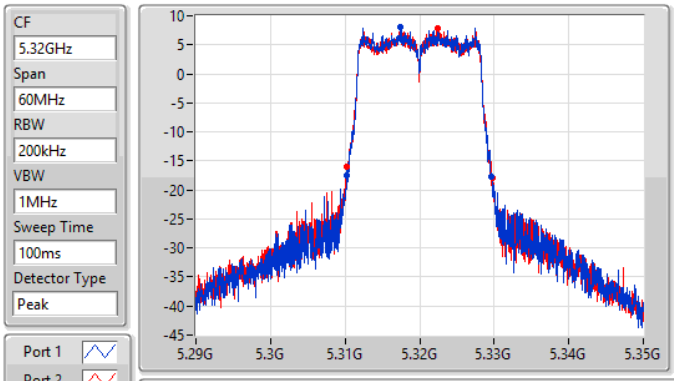

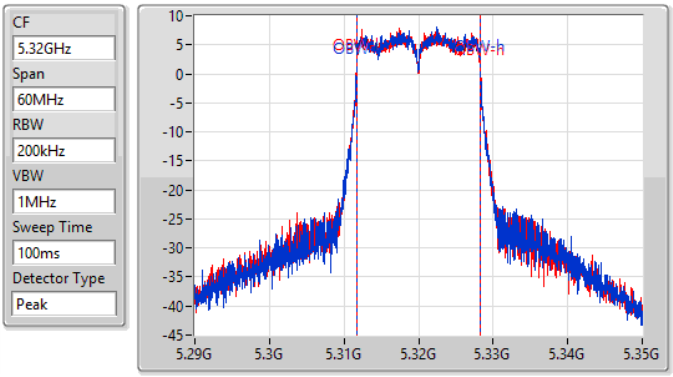

26dB(Hz)	Fl-26dB(Hz)	Fh-26dB(Hz)	OBW(Hz)	Fl-OBW(Hz)	Fh-OBW(Hz)	Limit(Hz)	Port
19.47M	5.31022G	5.32969G	16.552M	5.311694G	5.328246G	Inf	1
19.68M	5.31016G	5.32984G	16.612M	5.311664G	5.328276G	Inf	2

802.11a_Nss1,(6Mbps)_2TX EBW

5500MHz

02/06/2021

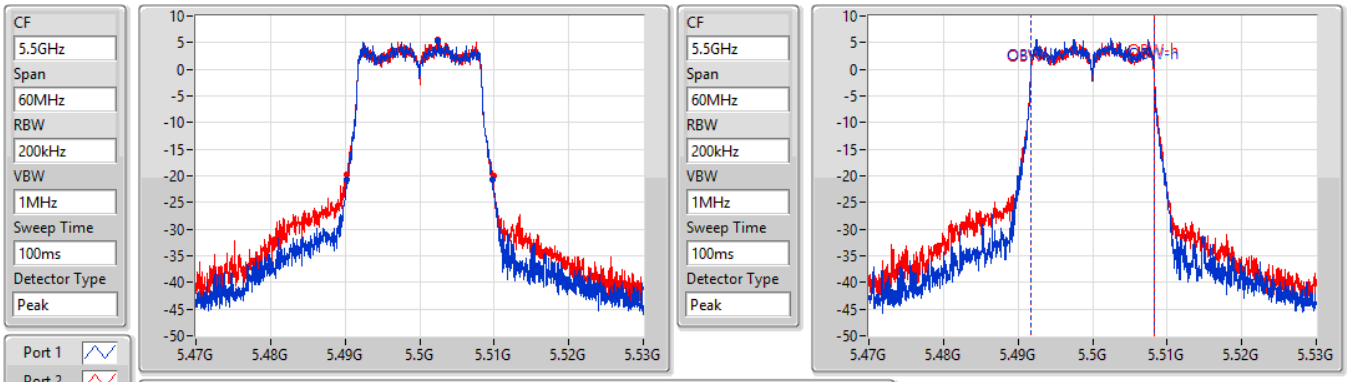

26dB(Hz)	Fl-26dB(Hz)	Fh-26dB(Hz)	OBW(Hz)	Fl-OBW(Hz)	Fh-OBW(Hz)	Limit(Hz)	Port
19.5M	5.49028G	5.50978G	16.522M	5.491724G	5.508246G	Inf	1
19.74M	5.49022G	5.50996G	16.642M	5.491664G	5.508306G	Inf	2

802.11a_Nss1,(6Mbps)_2TX EBW

5580MHz

02/06/2021

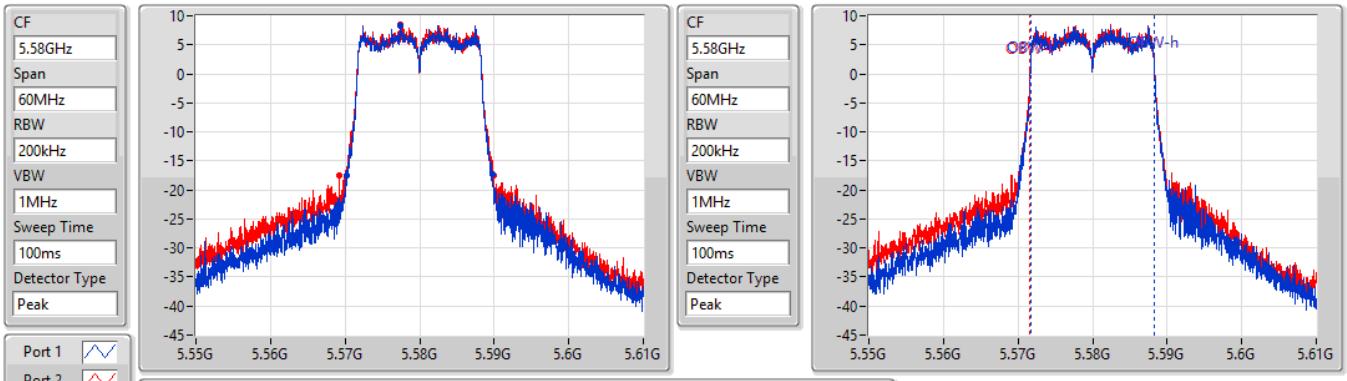

26dB(Hz)	Fl-26dB(Hz)	Fh-26dB(Hz)	OBW(Hz)	Fl-OBW(Hz)	Fh-OBW(Hz)	Limit(Hz)	Port
19.53M	5.57022G	5.58975G	16.582M	5.571694G	5.588276G	Inf	1
20.7M	5.5692G	5.5899G	16.672M	5.571634G	5.588306G	Inf	2

802.11a_Nss1,(6Mbps)_2TX EBW

5700MHz

02/06/2021

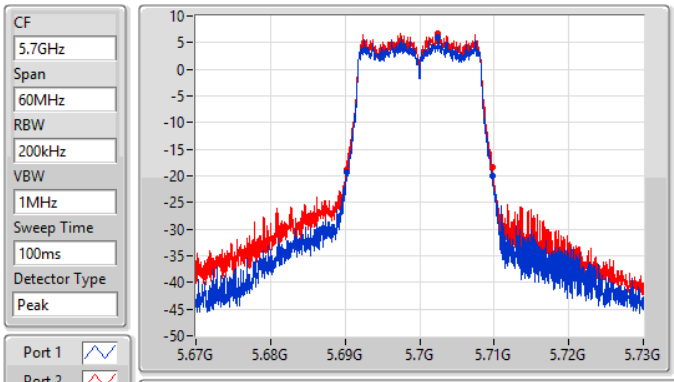

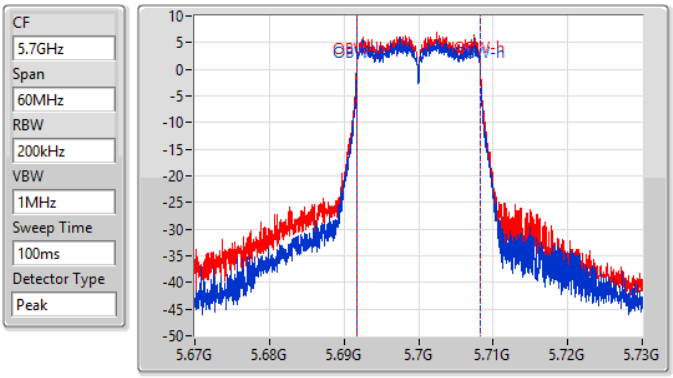

26dB(Hz)	Fl-26dB(Hz)	Fh-26dB(Hz)	OBW(Hz)	Fl-OBW(Hz)	Fh-OBW(Hz)	Limit(Hz)	Port
19.62M	5.69016G	5.70978G	16.552M	5.691694G	5.708246G	Inf	1
19.53M	5.69022G	5.70975G	16.642M	5.691664G	5.708306G	Inf	2

802.11a_Nss1,(6Mbps)_2TX EBW

5745MHz

02/06/2021

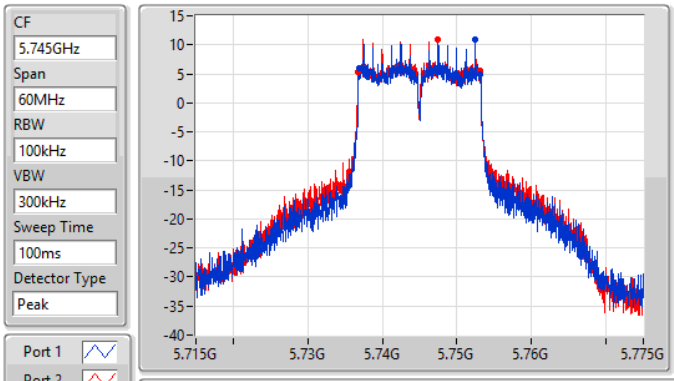

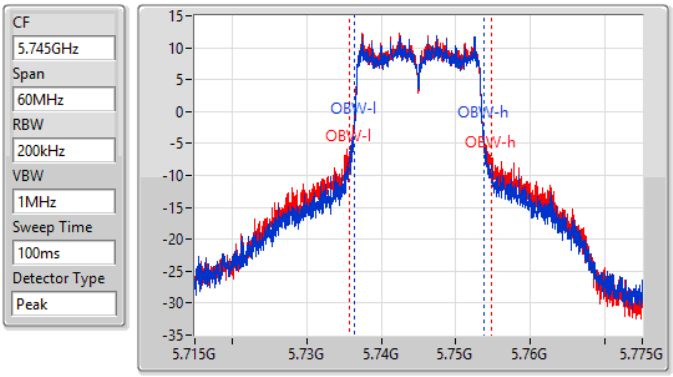

6dB(Hz)	Fl-6dB(Hz)	Fh-6dB(Hz)	OBW(Hz)	Fl-OBW(Hz)	Fh-OBW(Hz)	Limit(Hz)	Port
16.32M	5.73684G	5.75316G	17.511M	5.736334G	5.753846G	500k	1
16.32M	5.73681G	5.75313G	19.01M	5.735735G	5.754745G	500k	2

802.11a_Nss1,(6Mbps)_2TX EBW

5785MHz

02/06/2021

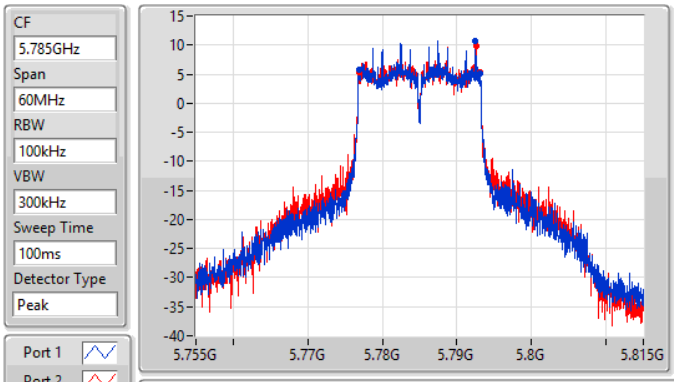

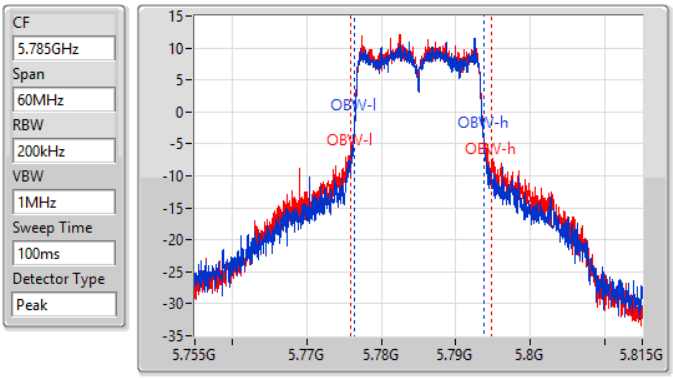

6dB(Hz)	Fl-6dB(Hz)	Fh-6dB(Hz)	OBW(Hz)	Fl-OBW(Hz)	Fh-OBW(Hz)	Limit(Hz)	Port
16.32M	5.77684G	5.79316G	17.421M	5.776334G	5.793756G	500k	1
16.32M	5.77684G	5.79316G	18.891M	5.775825G	5.794715G	500k	2

802.11a_Nss1,(6Mbps)_2TX EBW

5825MHz

02/06/2021

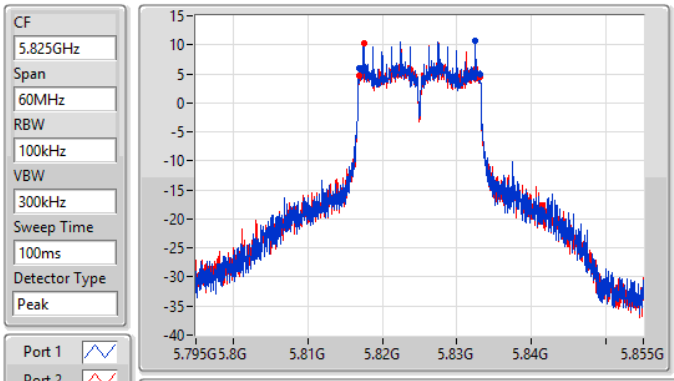

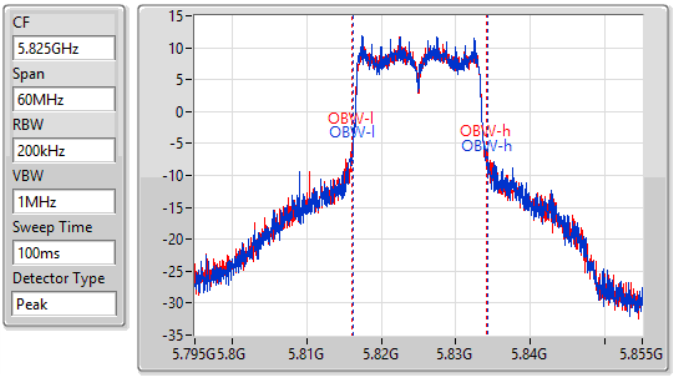

6dB(Hz)	Fl-6dB(Hz)	Fh-6dB(Hz)	OBW(Hz)	Fl-OBW(Hz)	Fh-OBW(Hz)	Limit(Hz)	Port
16.32M	5.81684G	5.83316G	18.051M	5.816184G	5.834235G	500k	1
16.32M	5.81684G	5.83316G	18.021M	5.816124G	5.834145G	500k	2

802.11ax HEW20_Nss1,(MCS0)_2TX EBW

5180MHz

02/06/2021

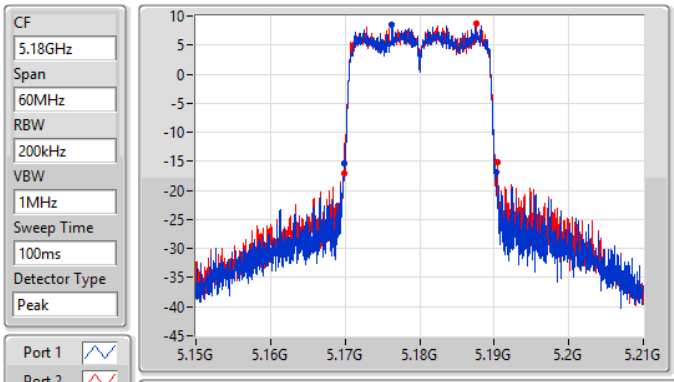

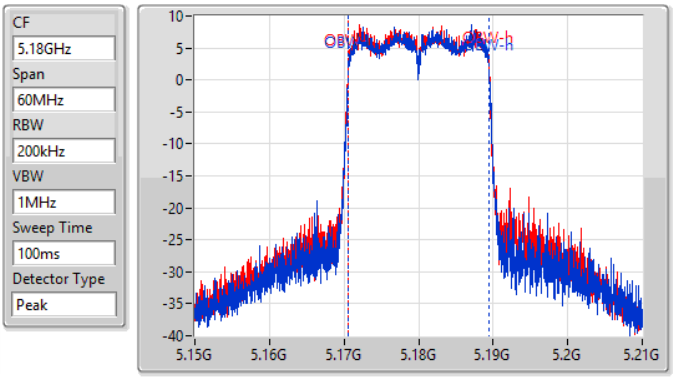

26dB(Hz)	Fl-26dB(Hz)	Fh-26dB(Hz)	OBW(Hz)	Fl-OBW(Hz)	Fh-OBW(Hz)	Limit(Hz)	Port
20.4M	5.16983G	5.19023G	18.801M	5.170615G	5.189415G	Inf	1
20.61M	5.16983G	5.19044G	18.801M	5.170615G	5.189415G	Inf	2

802.11ax HEW20_Nss1,(MCS0)_2TX EBW

5200MHz

03/06/2021

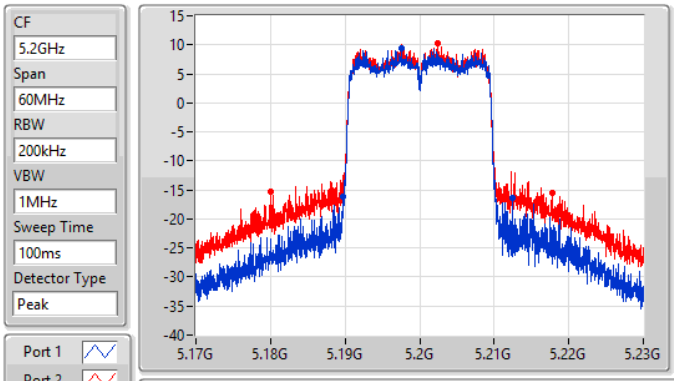

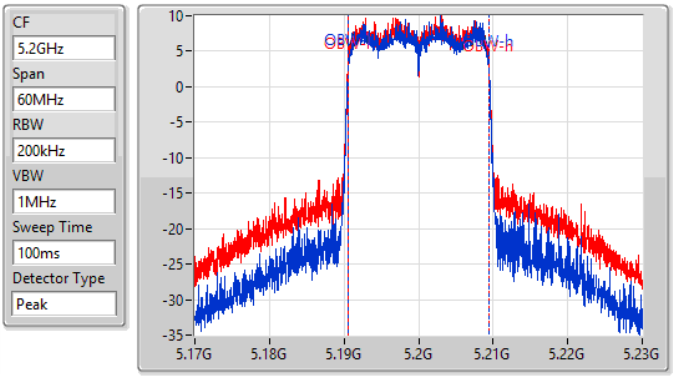

26dB(Hz)	Fl-26dB(Hz)	Fh-26dB(Hz)	OBW(Hz)	Fl-OBW(Hz)	Fh-OBW(Hz)	Limit(Hz)	Port
22.68M	5.18977G	5.21245G	18.831M	5.190585G	5.209415G	Inf	1
37.86M	5.17996G	5.21782G	18.951M	5.190525G	5.209475G	Inf	2

802.11ax HEW20_Nss1,(MCS0)_2TX EBW

5240MHz

03/06/2021

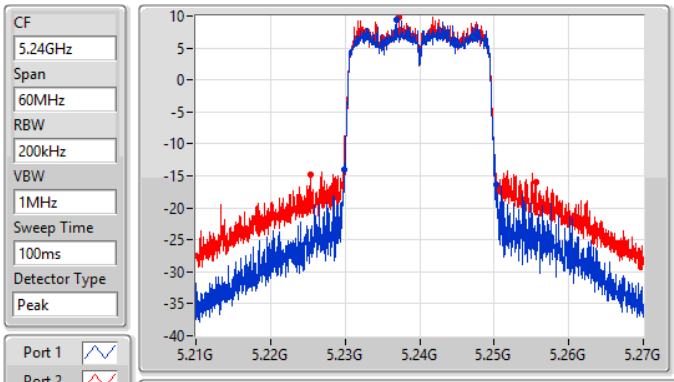

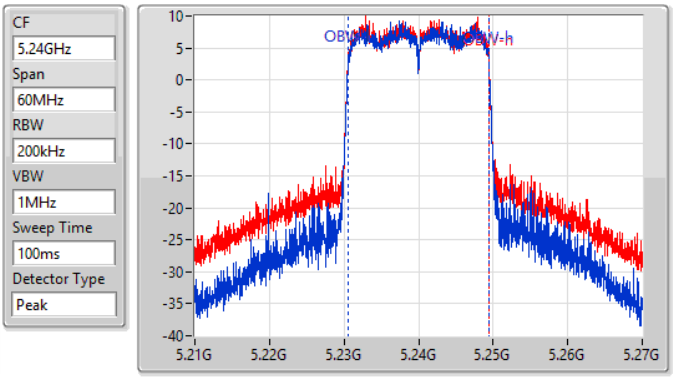

26dB(Hz)	Fl-26dB(Hz)	Fh-26dB(Hz)	OBW(Hz)	Fl-OBW(Hz)	Fh-OBW(Hz)	Limit(Hz)	Port
20.37M	5.22989G	5.25026G	18.801M	5.230585G	5.249385G	Inf	1
30.24M	5.22536G	5.2556G	18.921M	5.230525G	5.249445G	Inf	2

802.11ax HEW20_Nss1,(MCS0)_2TX EBW

5260MHz

02/06/2021

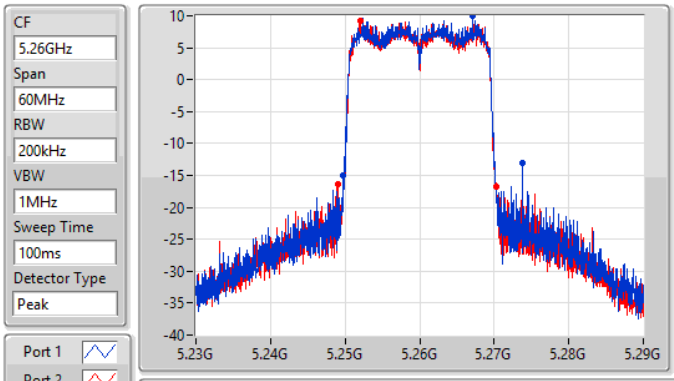

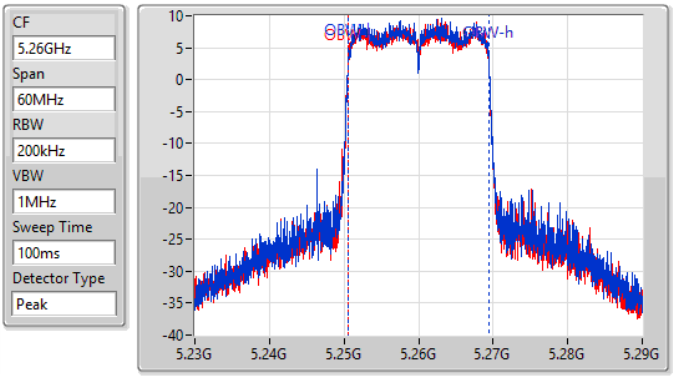

26dB(Hz)	Fl-26dB(Hz)	Fh-26dB(Hz)	OBW(Hz)	Fl-OBW(Hz)	Fh-OBW(Hz)	Limit(Hz)	Port
24.03M	5.2498G	5.27383G	18.801M	5.250585G	5.269385G	Inf	1
21.15M	5.24905G	5.2702G	18.801M	5.250585G	5.269385G	Inf	2

802.11ax HEW20_Nss1,(MCS0)_2TX EBW

5300MHz

02/06/2021

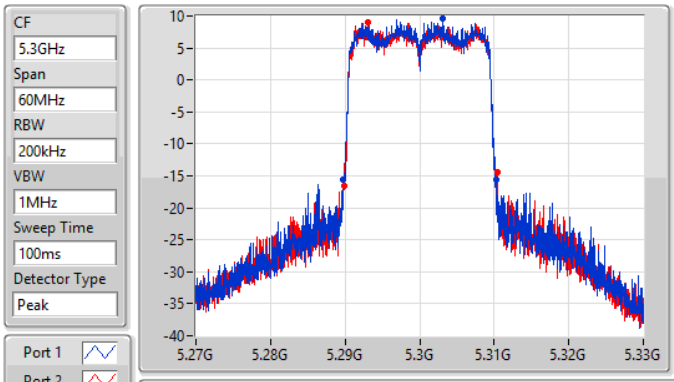

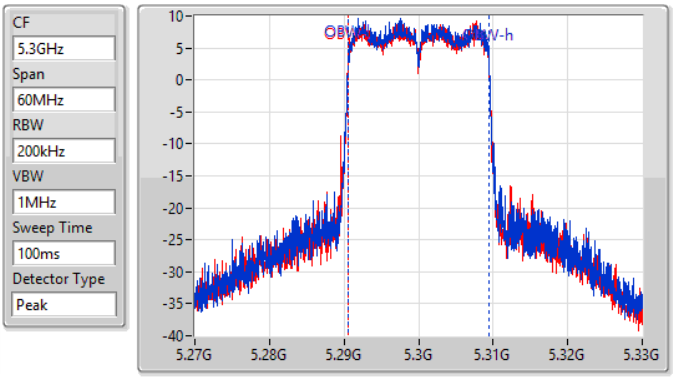

26dB(Hz)	Fl-26dB(Hz)	Fh-26dB(Hz)	OBW(Hz)	Fl-OBW(Hz)	Fh-OBW(Hz)	Limit(Hz)	Port
20.43M	5.2898G	5.31023G	18.771M	5.290615G	5.309385G	Inf	1
20.64M	5.28983G	5.31047G	18.771M	5.290615G	5.309385G	Inf	2

802.11ax HEW20_Nss1,(MCS0)_2TX EBW

5320MHz

02/06/2021

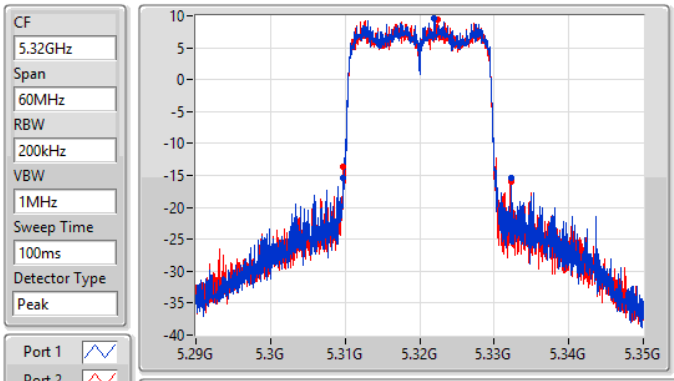

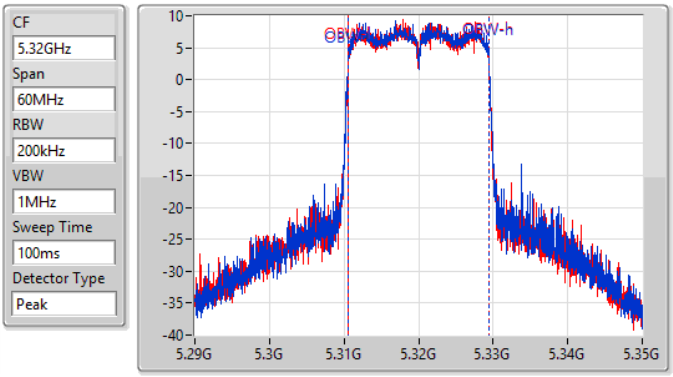

26dB(Hz)	Fl-26dB(Hz)	Fh-26dB(Hz)	OBW(Hz)	Fl-OBW(Hz)	Fh-OBW(Hz)	Limit(Hz)	Port
22.56M	5.3098G	5.33236G	18.831M	5.310585G	5.329415G	Inf	1
22.41M	5.3098G	5.33221G	18.771M	5.310615G	5.329385G	Inf	2

802.11ax HEW20_Nss1,(MCS0)_2TX EBW

5500MHz

02/06/2021

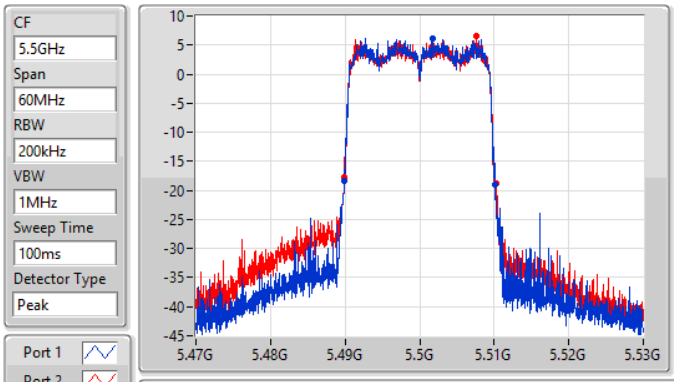

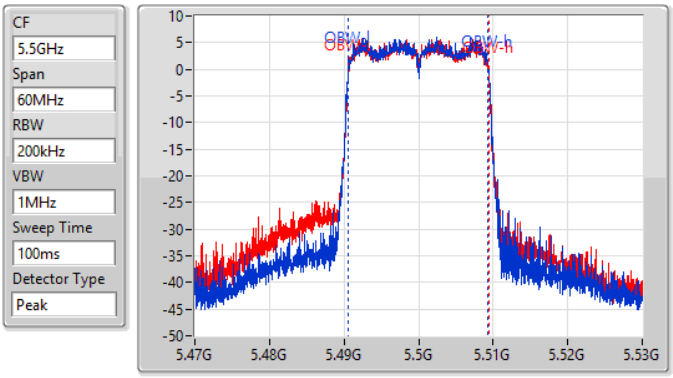

26dB(Hz)	Fl-26dB(Hz)	Fh-26dB(Hz)	OBW(Hz)	Fl-OBW(Hz)	Fh-OBW(Hz)	Limit(Hz)	Port
20.28M	5.48989G	5.51017G	18.771M	5.490585G	5.509355G	Inf	1
20.46M	5.48989G	5.51035G	18.801M	5.490585G	5.509385G	Inf	2

802.11ax HEW20_Nss1,(MCS0)_2TX EBW

5580MHz

02/06/2021

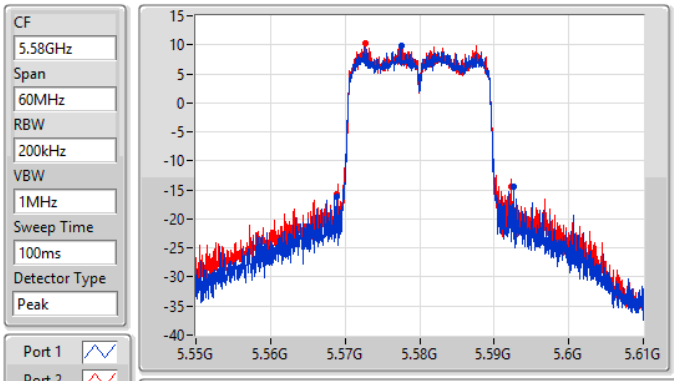

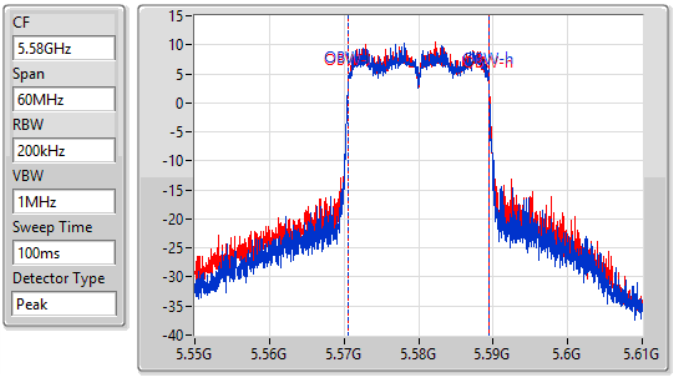

26dB(Hz)	Fl-26dB(Hz)	Fh-26dB(Hz)	OBW(Hz)	Fl-OBW(Hz)	Fh-OBW(Hz)	Limit(Hz)	Port
23.61M	5.56896G	5.59257G	18.801M	5.570585G	5.589385G	Inf	1
23.49M	5.56884G	5.59233G	18.861M	5.570555G	5.589415G	Inf	2

802.11ax HEW20_Nss1,(MCS0)_2TX EBW

5700MHz

02/06/2021

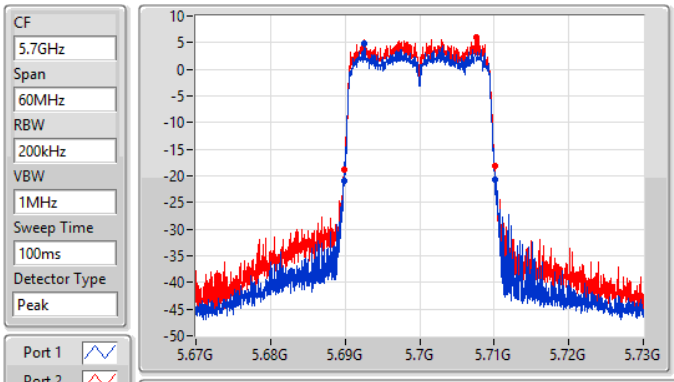

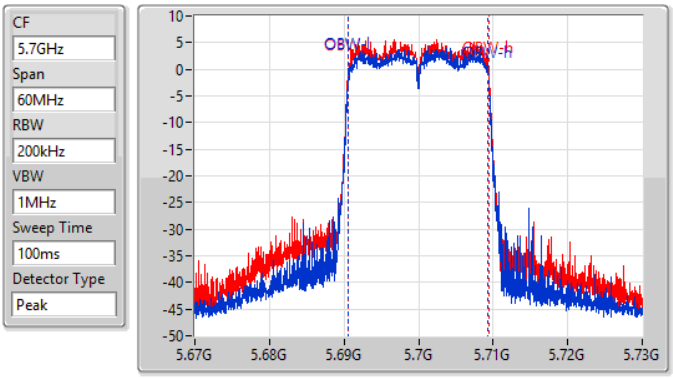

26dB(Hz)	Fl-26dB(Hz)	Fh-26dB(Hz)	OBW(Hz)	Fl-OBW(Hz)	Fh-OBW(Hz)	Limit(Hz)	Port
20.31M	5.68983G	5.71014G	18.771M	5.690585G	5.709355G	Inf	1
20.16M	5.68992G	5.71008G	18.801M	5.690585G	5.709385G	Inf	2

802.11ax HEW20_Nss1,(MCS0)_2TX EBW

5745MHz

02/06/2021

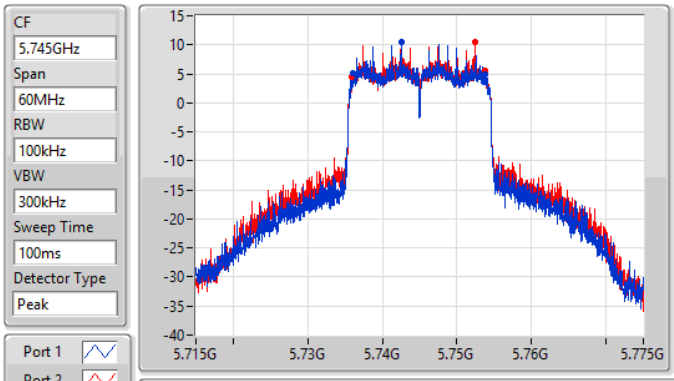

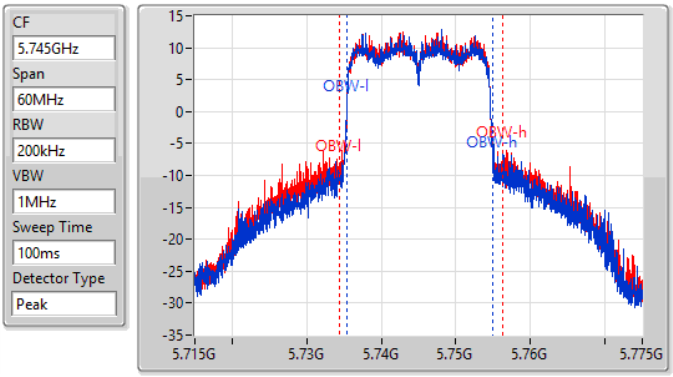

6dB(Hz)	Fl-6dB(Hz)	Fh-6dB(Hz)	OBW(Hz)	Fl-OBW(Hz)	Fh-OBW(Hz)	Limit(Hz)	Port
17.79M	5.73603G	5.75382G	19.61M	5.735375G	5.754985G	500k	1
17.88M	5.73591G	5.75379G	21.799M	5.734415G	5.756214G	500k	2

802.11ax HEW20_Nss1,(MCS0)_2TX EBW

5785MHz

02/06/2021

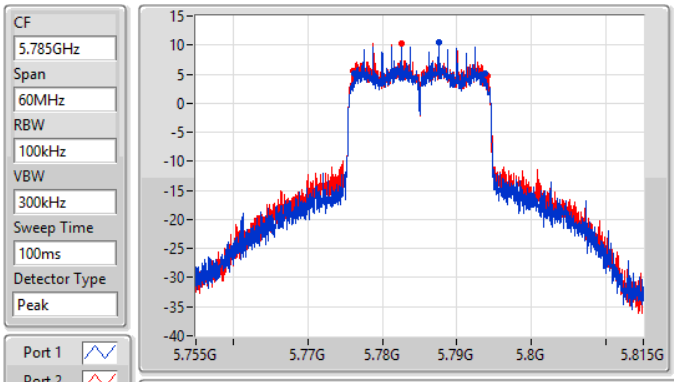

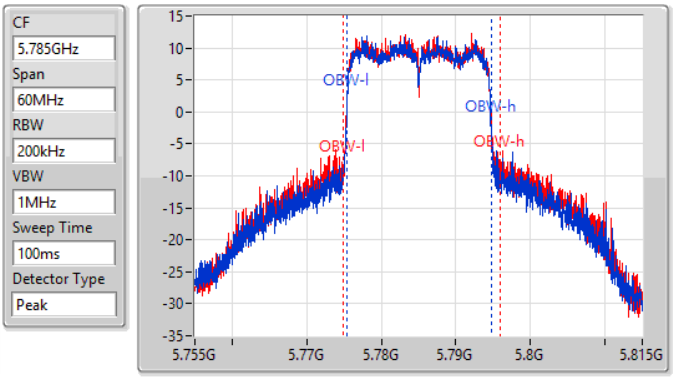

6dB(Hz)	Fl-6dB(Hz)	Fh-6dB(Hz)	OBW(Hz)	Fl-OBW(Hz)	Fh-OBW(Hz)	Limit(Hz)	Port
17.49M	5.77621G	5.7937G	19.4M	5.775375G	5.794775G	500k	1
18.12M	5.776G	5.79412G	20.99M	5.774955G	5.795945G	500k	2

802.11ax HEW20_Nss1,(MCS0)_2TX EBW

5825MHz

02/06/2021

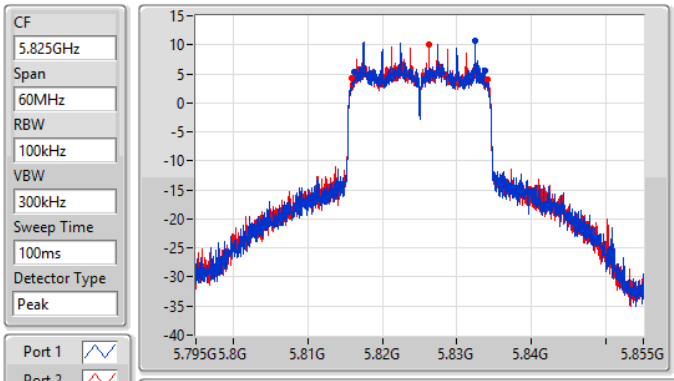

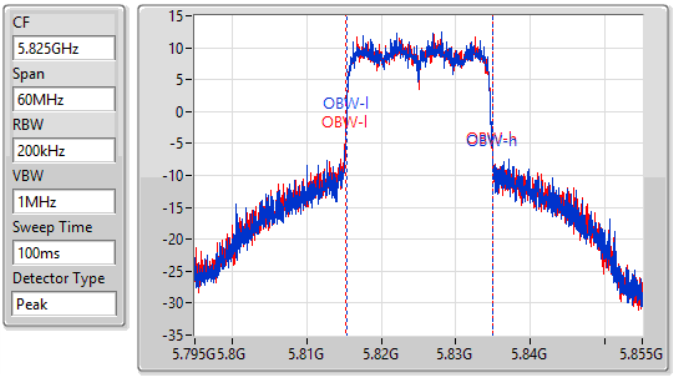

6dB(Hz)	Fl-6dB(Hz)	Fh-6dB(Hz)	OBW(Hz)	Fl-OBW(Hz)	Fh-OBW(Hz)	Limit(Hz)	Port
17.46M	5.81624G	5.8337G	19.61M	5.815315G	5.834925G	500k	1
18.33M	5.81585G	5.83418G	19.82M	5.815195G	5.835015G	500k	2

802.11ax HEW40_Nss1,(MCS0)_2TX EBW

5190MHz

02/06/2021

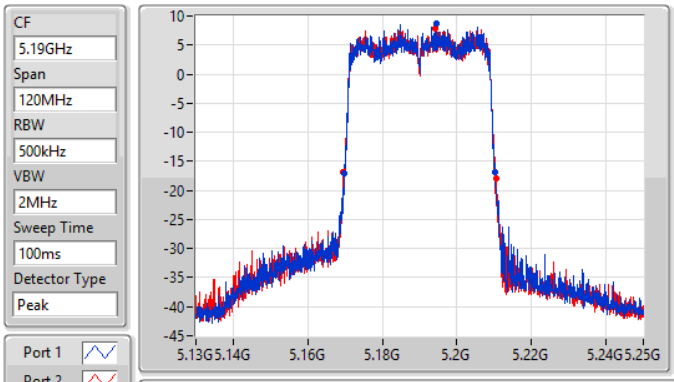

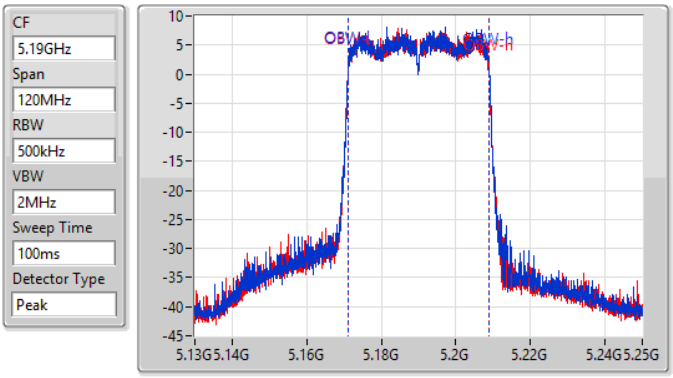

26dB(Hz)	Fl-26dB(Hz)	Fh-26dB(Hz)	OBW(Hz)	Fl-OBW(Hz)	Fh-OBW(Hz)	Limit(Hz)	Port
40.38M	5.16984G	5.21022G	37.601M	5.171229G	5.208831G	Inf	1
40.92M	5.16954G	5.21046G	37.541M	5.171229G	5.208771G	Inf	2

802.11ax HEW40_Nss1,(MCS0)_2TX EBW

5230MHz

02/06/2021

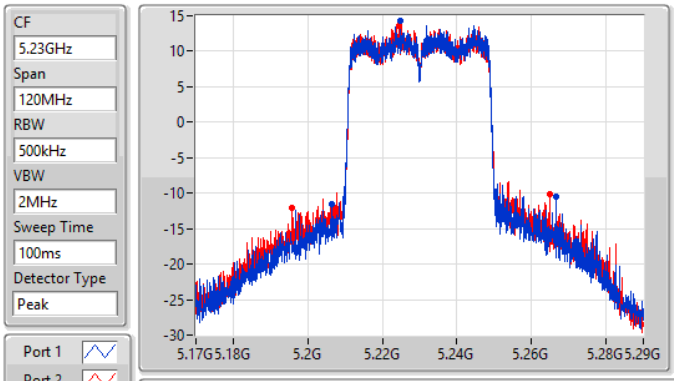

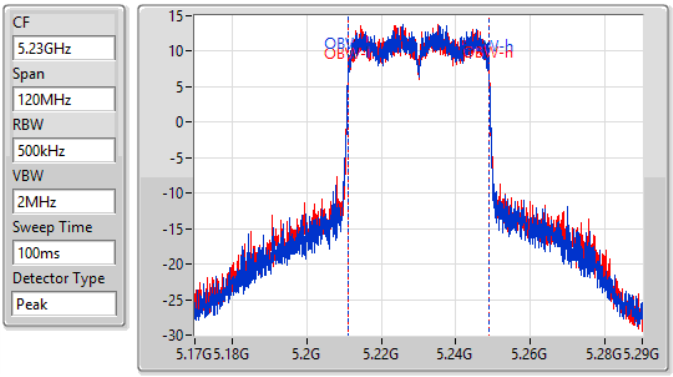

26dB(Hz)	Fl-26dB(Hz)	Fh-26dB(Hz)	OBW(Hz)	Fl-OBW(Hz)	Fh-OBW(Hz)	Limit(Hz)	Port
60.12M	5.20654G	5.26666G	37.721M	5.211169G	5.248891G	Inf	1
69.12M	5.19586G	5.26498G	37.841M	5.211109G	5.248951G	Inf	2

802.11ax HEW40_Nss1,(MCS0)_2TX EBW

5270MHz

02/06/2021

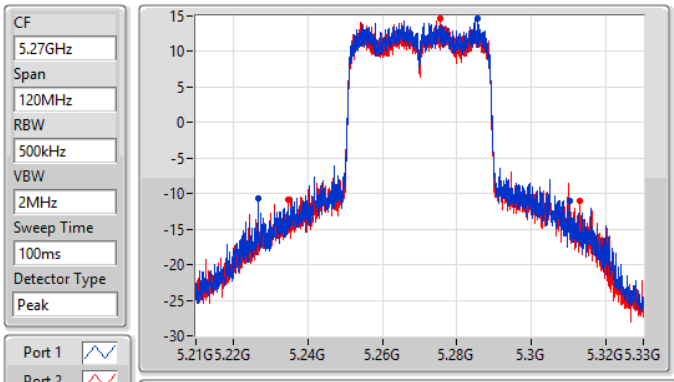

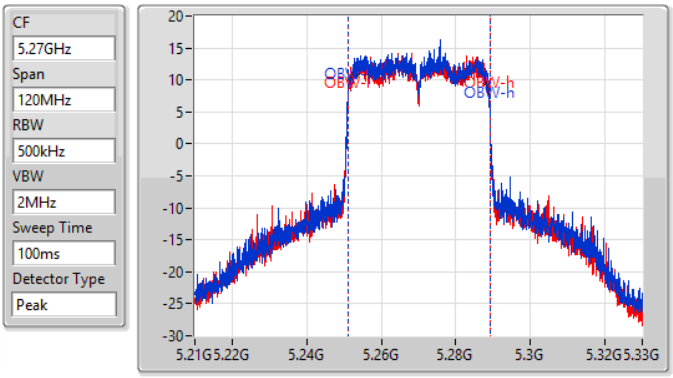

26dB(Hz)	Fl-26dB(Hz)	Fh-26dB(Hz)	OBW(Hz)	Fl-OBW(Hz)	Fh-OBW(Hz)	Limit(Hz)	Port
83.7M	5.22656G	5.31026G	38.081M	5.25099G	5.28907G	Inf	1
78.12M	5.23478G	5.3129G	38.081M	5.25099G	5.28907G	Inf	2

802.11ax HEW40_Nss1,(MCS0)_2TX EBW

5310MHz

02/06/2021

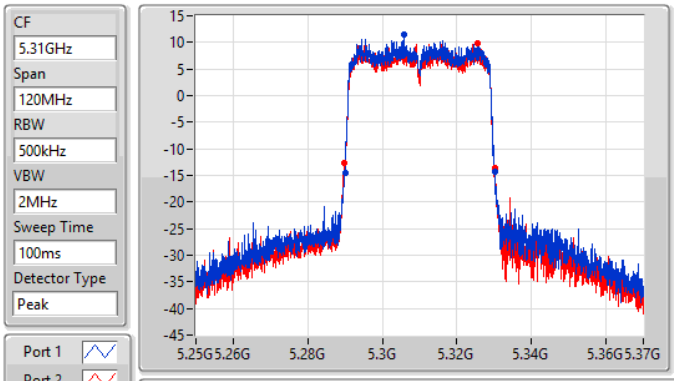

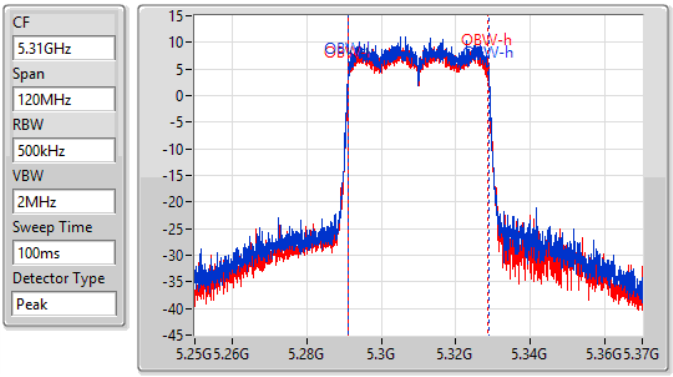

26dB(Hz)	Fl-26dB(Hz)	Fh-26dB(Hz)	OBW(Hz)	Fl-OBW(Hz)	Fh-OBW(Hz)	Limit(Hz)	Port
40.14M	5.28996G	5.3301G	37.541M	5.291229G	5.328771G	Inf	1
40.68M	5.28966G	5.33034G	37.541M	5.291169G	5.328711G	Inf	2

802.11ax HEW40_Nss1,(MCS0)_2TX EBW

5510MHz

02/06/2021

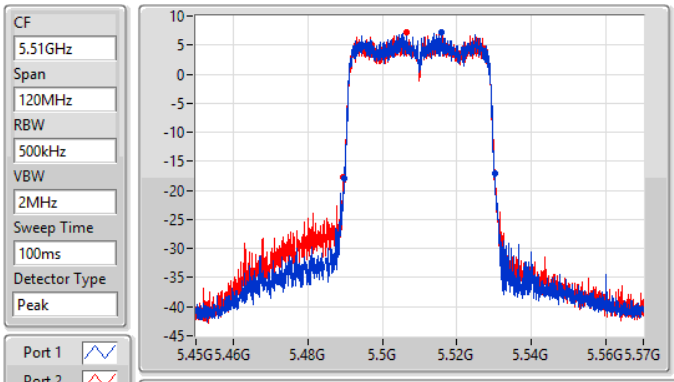

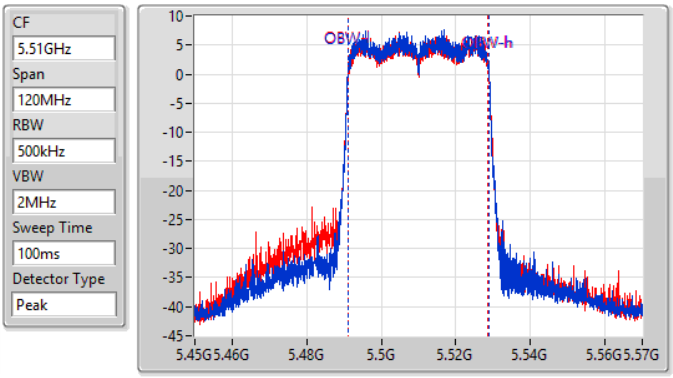

26dB(Hz)	Fl-26dB(Hz)	Fh-26dB(Hz)	OBW(Hz)	Fl-OBW(Hz)	Fh-OBW(Hz)	Limit(Hz)	Port
40.5M	5.48978G	5.53028G	37.601M	5.491169G	5.528771G	Inf	1
40.74M	5.48954G	5.53028G	37.541M	5.491169G	5.528711G	Inf	2

802.11ax HEW40_Nss1,(MCS0)_2TX EBW

5550MHz

02/06/2021

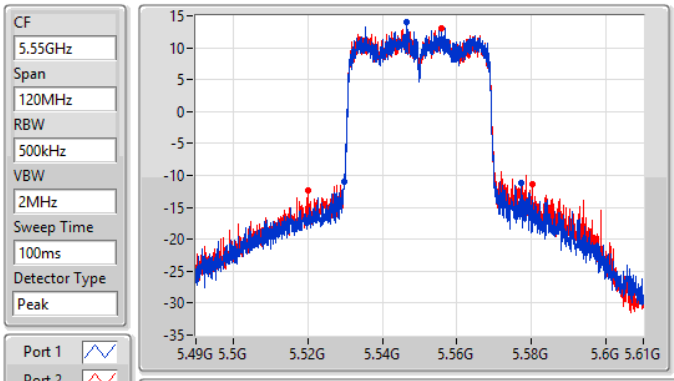

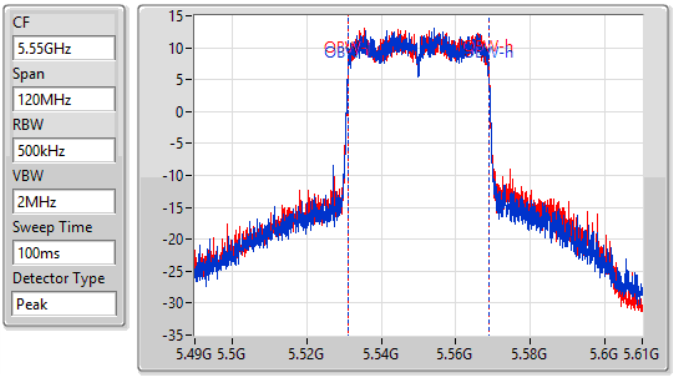

26dB(Hz)	Fl-26dB(Hz)	Fh-26dB(Hz)	OBW(Hz)	Fl-OBW(Hz)	Fh-OBW(Hz)	Limit(Hz)	Port
47.4M	5.52978G	5.57718G	37.721M	5.531109G	5.568831G	Inf	1
60.3M	5.51994G	5.58024G	37.841M	5.531049G	5.568891G	Inf	2

802.11ax HEW40_Nss1,(MCS0)_2TX EBW

5670MHz

02/06/2021

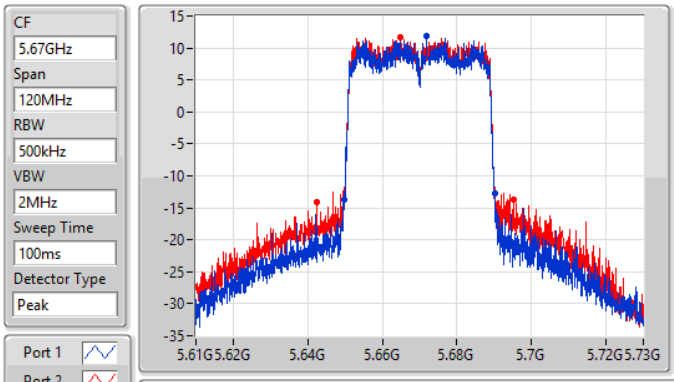

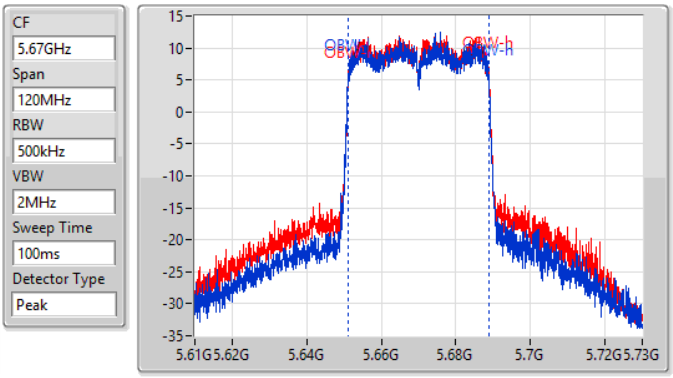

26dB(Hz)	Fl-26dB(Hz)	Fh-26dB(Hz)	OBW(Hz)	Fl-OBW(Hz)	Fh-OBW(Hz)	Limit(Hz)	Port
40.44M	5.64972G	5.69016G	37.601M	5.651169G	5.688771G	Inf	1
52.8M	5.64246G	5.69526G	37.661M	5.651169G	5.688831G	Inf	2

802.11ax HEW40_Nss1,(MCS0)_2TX EBW

5755MHz

02/06/2021

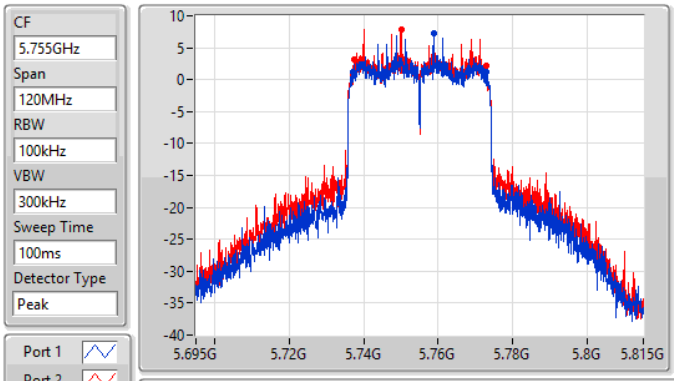

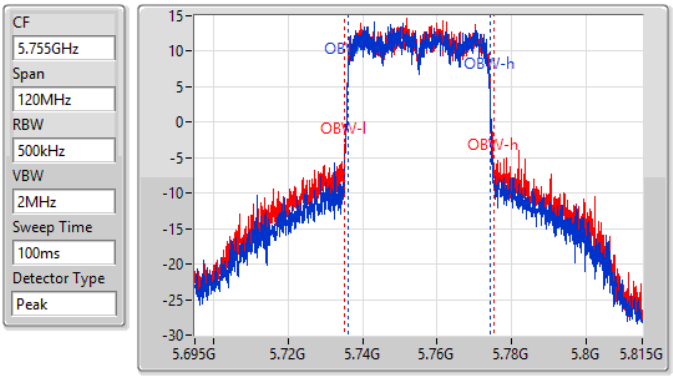

6dB(Hz)	Fl-6dB(Hz)	Fh-6dB(Hz)	OBW(Hz)	Fl-OBW(Hz)	Fh-OBW(Hz)	Limit(Hz)	Port
35.76M	5.73718G	5.77294G	38.141M	5.73599G	5.77413G	500k	1
35.52M	5.7373G	5.77282G	40.06M	5.73521G	5.77527G	500k	2

802.11ax HEW40_Nss1,(MCS0)_2TX EBW

5795MHz

02/06/2021

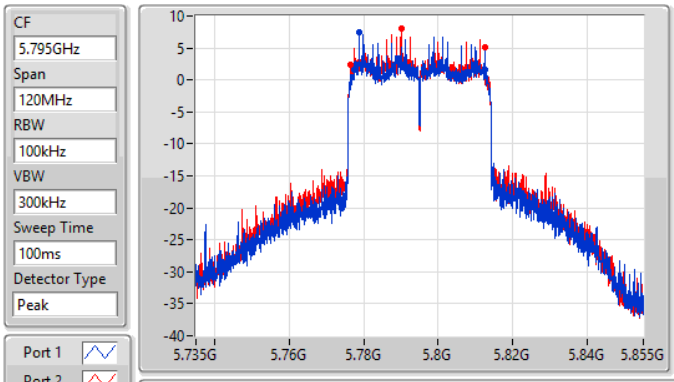

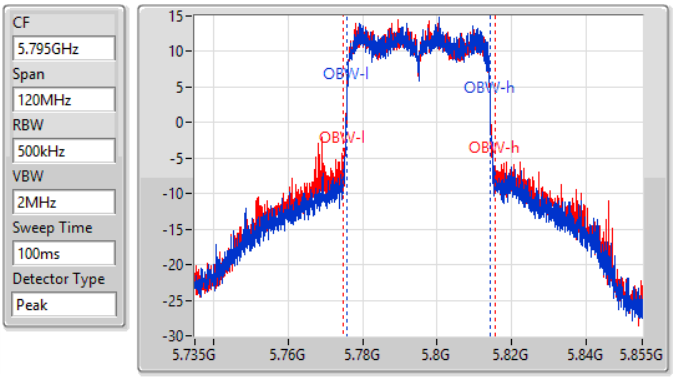

6dB(Hz)	Fl-6dB(Hz)	Fh-6dB(Hz)	OBW(Hz)	Fl-OBW(Hz)	Fh-OBW(Hz)	Limit(Hz)	Port
35.22M	5.77736G	5.81258G	38.501M	5.77581G	5.81431G	500k	1
36.06M	5.77646G	5.81252G	41.019M	5.77467G	5.81569G	500k	2

802.11ax HEW80_Nss1,(MCS0)_2TX EBW

5210MHz

02/06/2021

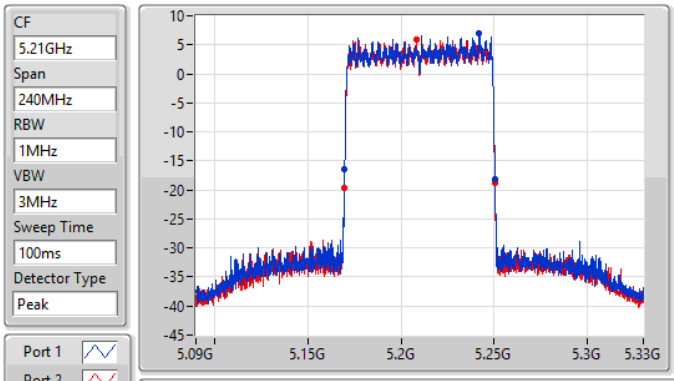

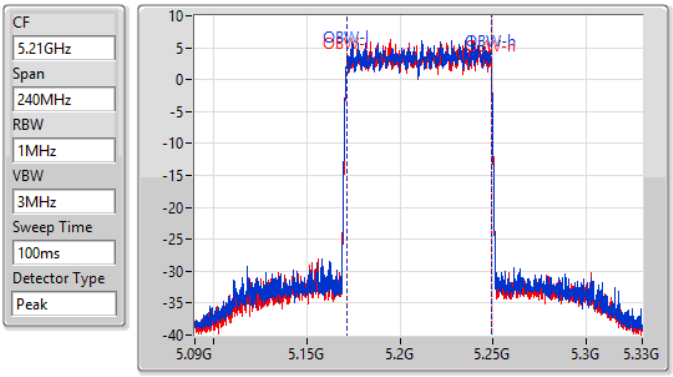

26dB(Hz)	Fl-26dB(Hz)	Fh-26dB(Hz)	OBW(Hz)	Fl-OBW(Hz)	Fh-OBW(Hz)	Limit(Hz)	Port
80.88M	5.16956G	5.25044G	77.601M	5.171259G	5.248861G	Inf	1
80.88M	5.16956G	5.25044G	77.601M	5.171259G	5.248861G	Inf	2

802.11ax HEW80_Nss1,(MCS0)_2TX EBW

5290MHz

02/06/2021

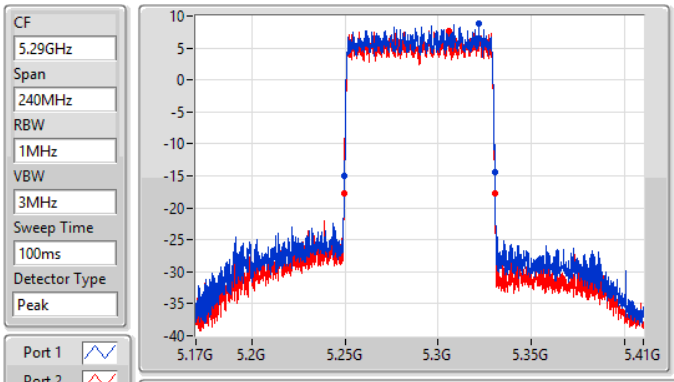

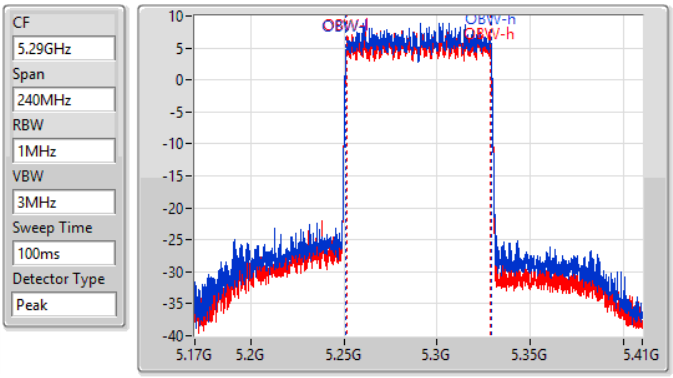

26dB(Hz)	Fl-26dB(Hz)	Fh-26dB(Hz)	OBW(Hz)	Fl-OBW(Hz)	Fh-OBW(Hz)	Limit(Hz)	Port
80.76M	5.24956G	5.33032G	77.721M	5.251139G	5.328861G	Inf	1
81M	5.24956G	5.33056G	77.481M	5.251259G	5.328741G	Inf	2

802.11ax HEW80_Nss1,(MCS0)_2TX EBW

5530MHz

02/06/2021

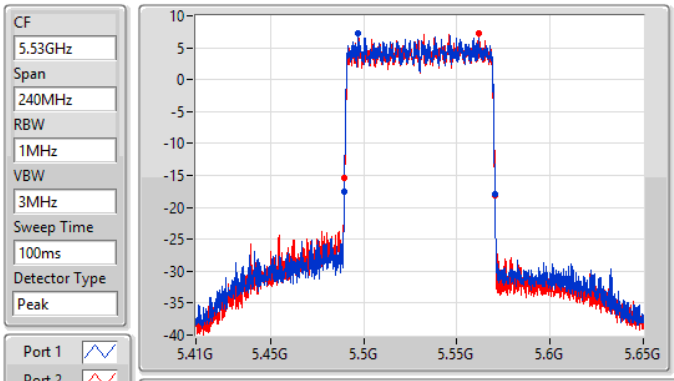

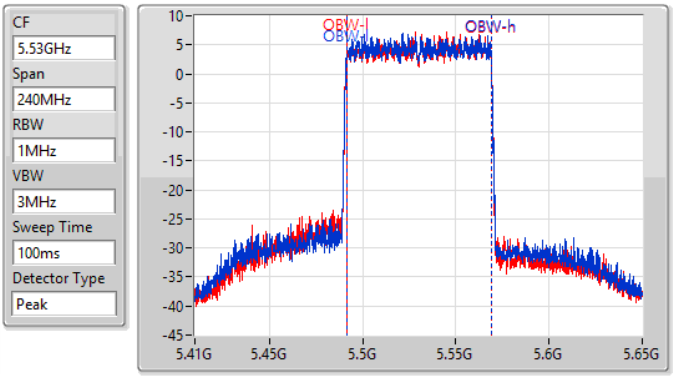

26dB(Hz)	Fl-26dB(Hz)	Fh-26dB(Hz)	OBW(Hz)	Fl-OBW(Hz)	Fh-OBW(Hz)	Limit(Hz)	Port
81.12M	5.48944G	5.57056G	77.601M	5.491259G	5.568861G	Inf	1
80.88M	5.48956G	5.57044G	77.601M	5.491259G	5.568861G	Inf	2

802.11ax HEW80_Nss1,(MCS0)_2TX EBW

5610MHz

02/06/2021

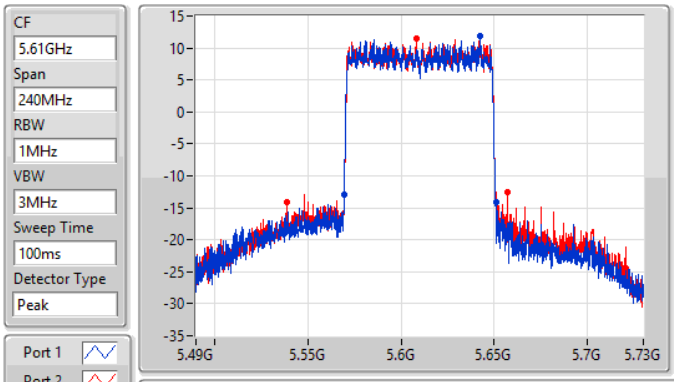

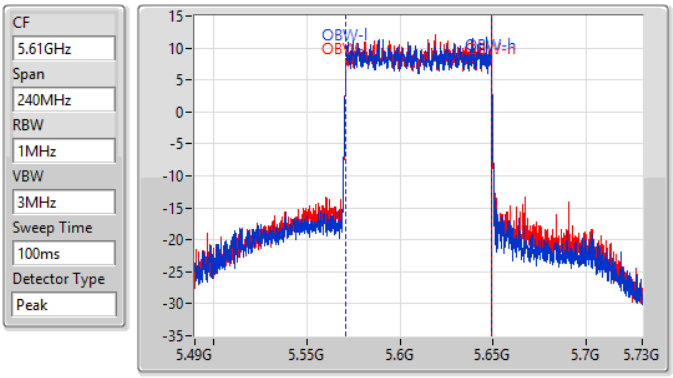

26dB(Hz)	Fl-26dB(Hz)	Fh-26dB(Hz)	OBW(Hz)	Fl-OBW(Hz)	Fh-OBW(Hz)	Limit(Hz)	Port
81.36M	5.56944G	5.6508G	77.841M	5.571019G	5.648861G	Inf	1
118.56M	5.5386G	5.65716G	77.961M	5.571019G	5.648981G	Inf	2

802.11ax HEW80_Nss1,(MCS0)_2TX EBW

5775MHz

02/06/2021

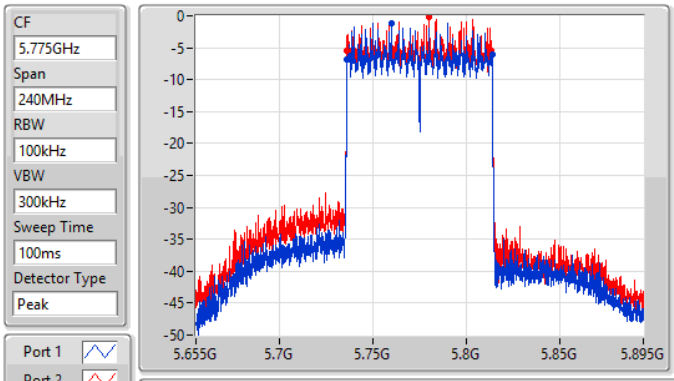

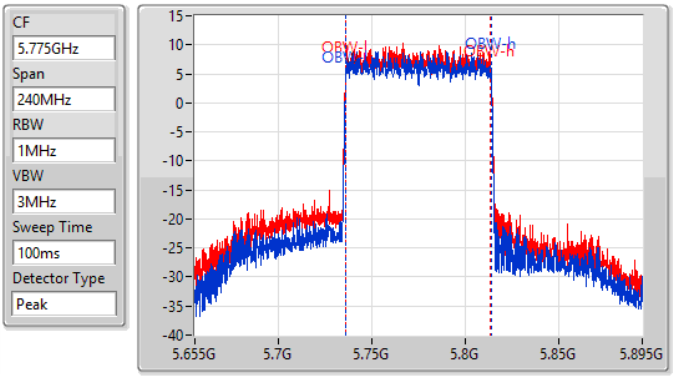

6dB(Hz)	Fl-6dB(Hz)	Fh-6dB(Hz)	OBW(Hz)	Fl-OBW(Hz)	Fh-OBW(Hz)	Limit(Hz)	Port
77.88M	5.73612G	5.814G	77.841M	5.736019G	5.813861G	500k	1
77.64M	5.736G	5.81364G	77.721M	5.736019G	5.813741G	500k	2

Summary

Mode	Total Power (dBm)	Total Power (W)
5.15-5.25GHz	-	-
802.11a_Nss1,(6Mbps)_2TX	20.53	0.11298
802.11ax HEW20_Nss1,(MCS0)_2TX	21.16	0.13062
802.11ax HEW40_Nss1,(MCS0)_2TX	22.73	0.18750
802.11ax HEW80_Nss1,(MCS0)_2TX	15.55	0.03589
5.25-5.35GHz	-	-
802.11a_Nss1,(6Mbps)_2TX	20.11	0.10257
802.11ax HEW20_Nss1,(MCS0)_2TX	20.83	0.12106
802.11ax HEW40_Nss1,(MCS0)_2TX	23.44	0.22080
802.11ax HEW80_Nss1,(MCS0)_2TX	17.43	0.05534
5.47-5.725GHz	-	-
802.11a_Nss1,(6Mbps)_2TX	20.78	0.11967
802.11ax HEW20_Nss1,(MCS0)_2TX	21.44	0.13932
802.11ax HEW40_Nss1,(MCS0)_2TX	22.20	0.16596
802.11ax HEW80_Nss1,(MCS0)_2TX	20.66	0.11641
5.725-5.85GHz	-	-
802.11a_Nss1,(6Mbps)_2TX	23.54	0.22594
802.11ax HEW20_Nss1,(MCS0)_2TX	23.64	0.23121
802.11ax HEW40_Nss1,(MCS0)_2TX	23.51	0.22439
802.11ax HEW80_Nss1,(MCS0)_2TX	18.90	0.07762

Result

Mode	Result	DG (dBi)	Port 1 (dBm)	Port 2 (dBm)	Total Power (dBm)	Power Limit (dBm)
802.11a_Nss1,(6Mbps)_2TX	-	-	-	-	-	-
5180MHz	Pass	5.16	16.70	16.87	19.80	23.98
5200MHz	Pass	5.16	17.27	17.75	20.53	23.98
5240MHz	Pass	5.16	17.05	17.34	20.21	23.98
5260MHz	Pass	5.16	17.19	16.86	20.04	23.91
5300MHz	Pass	5.16	17.22	16.91	20.08	23.87
5320MHz	Pass	5.16	17.22	16.97	20.11	23.89
5500MHz	Pass	5.16	15.18	14.92	18.06	23.90
5580MHz	Pass	5.16	17.71	17.83	20.78	23.91
5700MHz	Pass	5.16	15.26	16.17	18.75	23.91
5745MHz	Pass	5.16	20.42	20.63	23.54	30.00
5785MHz	Pass	5.16	20.25	20.61	23.44	30.00
5825MHz	Pass	5.16	20.40	20.39	23.41	30.00
802.11ax HEW20_Nss1,(MCS0)_2TX	-	-	-	-	-	-
5180MHz	Pass	5.16	17.17	17.15	20.17	23.98
5200MHz	Pass	5.16	17.90	18.39	21.16	23.98
5240MHz	Pass	5.16	17.70	17.99	20.86	23.98
5260MHz	Pass	5.16	17.93	17.43	20.70	23.98
5300MHz	Pass	5.16	17.73	17.60	20.68	23.98
5320MHz	Pass	5.16	17.99	17.65	20.83	23.98
5500MHz	Pass	5.16	14.96	14.70	17.84	23.98
5580MHz	Pass	5.16	18.39	18.46	21.44	23.98
5700MHz	Pass	5.16	13.32	14.44	16.93	23.98
5745MHz	Pass	5.16	20.58	20.68	23.64	30.00
5785MHz	Pass	5.16	20.48	20.57	23.54	30.00
5825MHz	Pass	5.16	20.55	20.46	23.52	30.00
802.11ax HEW40_Nss1,(MCS0)_2TX	-	-	-	-	-	-
5190MHz	Pass	5.16	14.15	14.02	17.10	23.98
5230MHz	Pass	5.16	19.78	19.65	22.73	23.98
5270MHz	Pass	5.16	20.61	20.25	23.44	23.98
5310MHz	Pass	5.16	16.57	15.89	19.25	23.98
5510MHz	Pass	5.16	13.62	13.47	16.56	23.98
5550MHz	Pass	5.16	19.18	19.20	22.20	23.98
5670MHz	Pass	5.16	17.63	18.20	20.93	23.98
5755MHz	Pass	5.16	20.27	20.60	23.45	30.00
5795MHz	Pass	5.16	20.41	20.59	23.51	30.00
802.11ax HEW80_Nss1,(MCS0)_2TX	-	-	-	-	-	-
5210MHz	Pass	5.16	12.64	12.43	15.55	23.98
5290MHz	Pass	5.16	14.71	14.11	17.43	23.98
5530MHz	Pass	5.16	13.52	13.28	16.41	23.98
5610MHz	Pass	5.16	17.51	17.79	20.66	23.98
5775MHz	Pass	5.16	15.31	16.40	18.90	30.00

DG = Directional Gain; **Port X** = Port X output power

Summary

Mode	Total Power (dBm)	Total Power (W)
5.15-5.25GHz	-	-
802.11ax HEW20-BF_Nss1,(MCS0)_2TX	21.16	0.13062
802.11ax HEW40-BF_Nss1,(MCS0)_2TX	21.75	0.14962
802.11ax HEW80-BF_Nss1,(MCS0)_2TX	15.55	0.03589
5.25-5.35GHz	-	-
802.11ax HEW20-BF_Nss1,(MCS0)_2TX	20.83	0.12106
802.11ax HEW40-BF_Nss1,(MCS0)_2TX	21.61	0.14488
802.11ax HEW80-BF_Nss1,(MCS0)_2TX	17.43	0.05534
5.47-5.725GHz	-	-
802.11ax HEW20-BF_Nss1,(MCS0)_2TX	21.44	0.13932
802.11ax HEW40-BF_Nss1,(MCS0)_2TX	21.70	0.14791
802.11ax HEW80-BF_Nss1,(MCS0)_2TX	20.66	0.11641
5.725-5.85GHz	-	-
802.11ax HEW20-BF_Nss1,(MCS0)_2TX	23.64	0.23121
802.11ax HEW40-BF_Nss1,(MCS0)_2TX	23.51	0.22439
802.11ax HEW80-BF_Nss1,(MCS0)_2TX	18.90	0.07762

Result

Mode	Result	DG (dBi)	Port 1 (dBm)	Port 2 (dBm)	Total Power (dBm)	Power Limit (dBm)
802.11ax HEW20-BF_Nss1,(MCS0)_2TX	-	-	-	-	-	-
5180MHz	Pass	8.17	17.17	17.15	20.17	21.81
5200MHz	Pass	8.17	17.9	18.39	21.16	21.81
5240MHz	Pass	8.17	17.7	17.99	20.86	21.81
5260MHz	Pass	8.17	17.93	17.43	20.70	21.81
5300MHz	Pass	8.17	17.73	17.6	20.68	21.81
5320MHz	Pass	8.17	17.99	17.65	20.83	21.81
5500MHz	Pass	8.17	14.96	14.7	17.84	21.81
5580MHz	Pass	8.17	18.39	18.46	21.44	21.81
5700MHz	Pass	8.17	13.32	14.44	16.93	21.81
5745MHz	Pass	8.17	20.58	20.68	23.64	27.83
5785MHz	Pass	8.17	20.48	20.57	23.54	27.83
5825MHz	Pass	8.17	20.55	20.46	23.52	27.83
802.11ax HEW40-BF_Nss1,(MCS0)_2TX	-	-	-	-	-	-
5190MHz	Pass	8.17	14.15	14.02	17.10	21.81
5230MHz	Pass	8.17	18.76	18.72	21.75	21.81
5270MHz	Pass	8.17	18.43	18.77	21.61	21.81
5310MHz	Pass	8.17	16.57	15.89	19.25	21.81
5510MHz	Pass	8.17	13.62	13.47	16.56	21.81
5550MHz	Pass	8.17	18.66	18.72	21.70	21.81
5670MHz	Pass	8.17	17.63	18.2	20.93	21.81
5755MHz	Pass	8.17	20.27	20.6	23.45	27.83
5795MHz	Pass	8.17	20.41	20.59	23.51	27.83
802.11ax HEW80-BF_Nss1,(MCS0)_2TX	-	-	-	-	-	-
5210MHz	Pass	8.17	12.64	12.43	15.55	21.81
5290MHz	Pass	8.17	14.71	14.11	17.43	21.81
5530MHz	Pass	8.17	13.52	13.28	16.41	21.81
5610MHz	Pass	8.17	17.51	17.79	20.66	21.81
5775MHz	Pass	8.17	15.31	16.4	18.90	27.83

DG = Directional Gain; **Port X** = Port X output power

Summary

Mode	PD (dBm/RBW)
5.15-5.25GHz	-
802.11a_Nss1,(6Mbps)_2TX	8.63
802.11ax HEW20_Nss1,(MCS0)_2TX	8.72
802.11ax HEW40_Nss1,(MCS0)_2TX	7.46
802.11ax HEW80_Nss1,(MCS0)_2TX	-2.94
5.25-5.35GHz	-
802.11a_Nss1,(6Mbps)_2TX	8.49
802.11ax HEW20_Nss1,(MCS0)_2TX	8.44
802.11ax HEW40_Nss1,(MCS0)_2TX	8.31
802.11ax HEW80_Nss1,(MCS0)_2TX	-0.87
5.47-5.725GHz	-
802.11a_Nss1,(6Mbps)_2TX	8.74
802.11ax HEW20_Nss1,(MCS0)_2TX	8.72
802.11ax HEW40_Nss1,(MCS0)_2TX	6.95
802.11ax HEW80_Nss1,(MCS0)_2TX	1.97
5.725-5.85GHz	-
802.11a_Nss1,(6Mbps)_2TX	10.16
802.11ax HEW20_Nss1,(MCS0)_2TX	9.57
802.11ax HEW40_Nss1,(MCS0)_2TX	6.82
802.11ax HEW80_Nss1,(MCS0)_2TX	-1.08

RBW = 500 kHz for 5.725-5.85GHz band / 1MHz for other band;

Result

Mode	Result	DG (dBi)	Port 1 (dBm/RBW)	Port 2 (dBm/RBW)	PD (dBm/RBW)	PD Limit (dBm/RBW)
802.11a_Nss1,(6Mbps)_2TX	-	-	-	-	-	-
5180MHz	Pass	8.17	4.72	4.82	7.66	8.83
5200MHz	Pass	8.17	5.47	5.94	8.63	8.83
5240MHz	Pass	8.17	5.36	5.97	8.42	8.83
5260MHz	Pass	8.17	5.59	5.47	8.49	8.83
5300MHz	Pass	8.17	5.57	5.27	8.38	8.83
5320MHz	Pass	8.17	5.52	5.36	8.40	8.83
5500MHz	Pass	8.17	3.61	3.24	6.26	8.83
5580MHz	Pass	8.17	5.93	5.91	8.74	8.83
5700MHz	Pass	8.17	3.51	4.25	6.83	8.83
5745MHz	Pass	8.17	7.07	7.31	10.16	27.83
5785MHz	Pass	8.17	6.98	7.18	10.04	27.83
5825MHz	Pass	8.17	6.93	7.05	9.84	27.83
802.11ax HEW20_Nss1,(MCS0)_2TX	-	-	-	-	-	-
5180MHz	Pass	8.17	4.63	4.55	7.55	8.83
5200MHz	Pass	8.17	5.44	6.09	8.72	8.83
5240MHz	Pass	8.17	5.46	5.64	8.53	8.83
5260MHz	Pass	8.17	5.73	5.46	8.44	8.83
5300MHz	Pass	8.17	5.57	5.26	8.37	8.83
5320MHz	Pass	8.17	5.56	5.31	8.34	8.83
5500MHz	Pass	8.17	2.38	2.05	5.16	8.83
5580MHz	Pass	8.17	5.69	5.85	8.72	8.83
5700MHz	Pass	8.17	0.68	1.80	4.26	8.83
5745MHz	Pass	8.17	6.60	6.65	9.57	27.83
5785MHz	Pass	8.17	6.33	6.47	9.38	27.83
5825MHz	Pass	8.17	6.28	6.22	9.19	27.83
802.11ax HEW40_Nss1,(MCS0)_2TX	-	-	-	-	-	-
5190MHz	Pass	8.17	-1.22	-1.31	1.56	8.83
5230MHz	Pass	8.17	4.54	4.42	7.46	8.83
5270MHz	Pass	8.17	5.44	5.23	8.31	8.83
5310MHz	Pass	8.17	1.36	0.66	4.02	8.83
5510MHz	Pass	8.17	-1.76	-2.18	0.97	8.83
5550MHz	Pass	8.17	3.86	4.02	6.95	8.83
5670MHz	Pass	8.17	2.72	3.32	6.00	8.83
5755MHz	Pass	8.17	3.87	4.07	6.77	27.83
5795MHz	Pass	8.17	3.82	3.85	6.82	27.83
802.11ax HEW80_Nss1,(MCS0)_2TX	-	-	-	-	-	-
5210MHz	Pass	8.17	-5.54	-6.03	-2.94	8.83
5290MHz	Pass	8.17	-3.38	-4.30	-0.87	8.83
5530MHz	Pass	8.17	-5.27	-5.27	-2.33	8.83
5610MHz	Pass	8.17	-1.07	-0.99	1.97	8.83
5775MHz	Pass	8.17	-4.54	-3.43	-1.08	27.83

DG = Directional Gain; **RBW** = 500 kHz for 5.725-5.85GHz band / 1MHz for other band;
PD = trace bin-by-bin of each transmits port summing can be performed maximum power density; **Port X** = Port X power density;

802.11a_Nss1,(6Mbps)_2TX PSD

5180MHz

02/06/2021

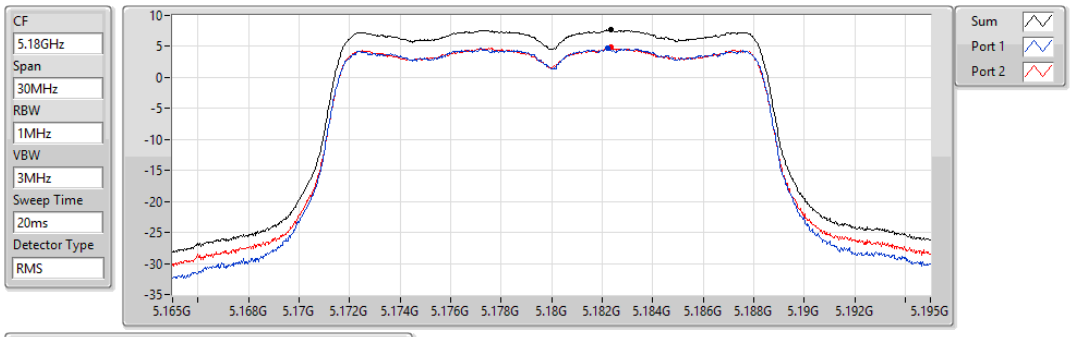

Sum	PD	Port 1	Port 2
(dBm/RBW)	(dBm/RBW)	(dBm/RBW)	(dBm/RBW)
7.66	7.66	4.72	4.82

802.11a_Nss1,(6Mbps)_2TX PSD

5200MHz

03/06/2021

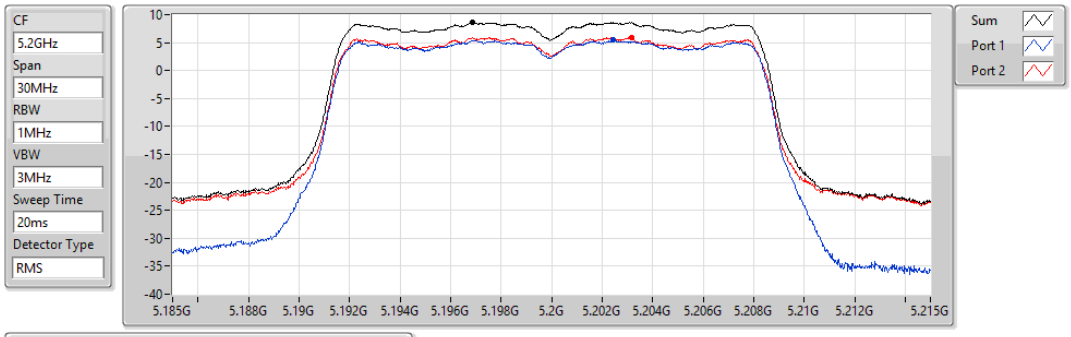

Sum	PD	Port 1	Port 2
(dBm/RBW)	(dBm/RBW)	(dBm/RBW)	(dBm/RBW)
8.63	8.63	5.47	5.94

802.11a_Nss1,(6Mbps)_2TX PSD

5240MHz

03/06/2021

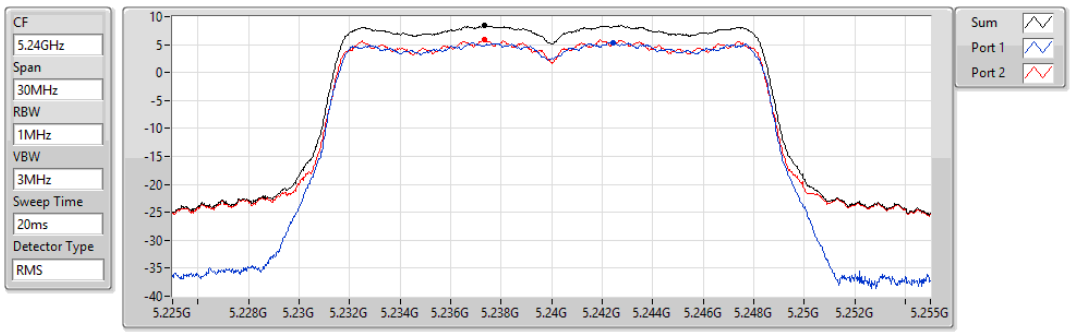

Sum	PD	Port 1	Port 2
(dBm/RBW)	(dBm/RBW)	(dBm/RBW)	(dBm/RBW)
8.42	8.42	5.36	5.97

802.11a_Nss1,(6Mbps)_2TX PSD

5260MHz

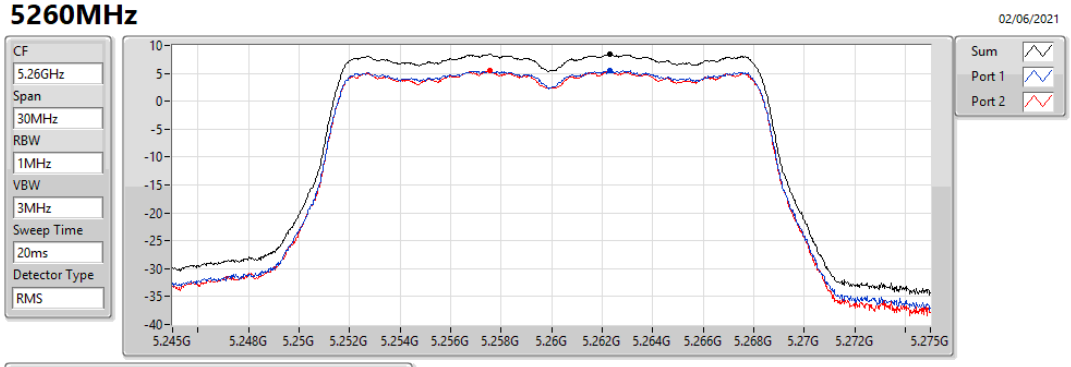

Sum	PD	Port 1	Port 2
(dBm/RBW)	(dBm/RBW)	(dBm/RBW)	(dBm/RBW)
8.49	8.49	5.59	5.47

802.11a_Nss1,(6Mbps)_2TX PSD

5300MHz

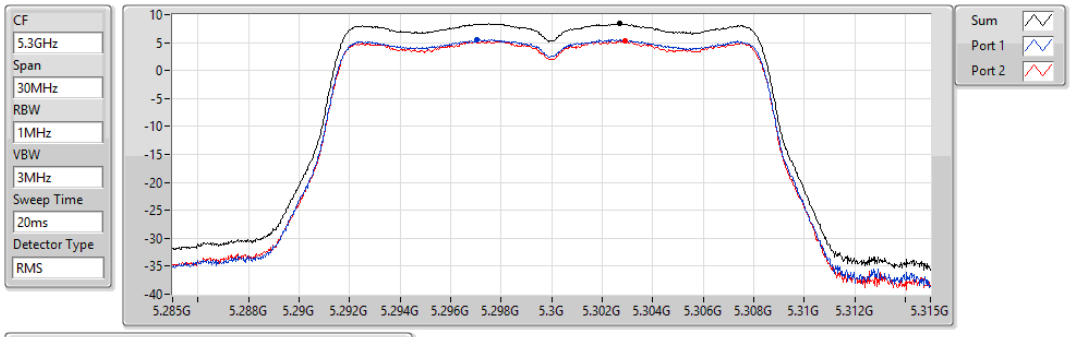

Sum	PD	Port 1	Port 2
(dBm/RBW)	(dBm/RBW)	(dBm/RBW)	(dBm/RBW)
8.38	8.38	5.57	5.27

802.11a_Nss1,(6Mbps)_2TX PSD

5320MHz

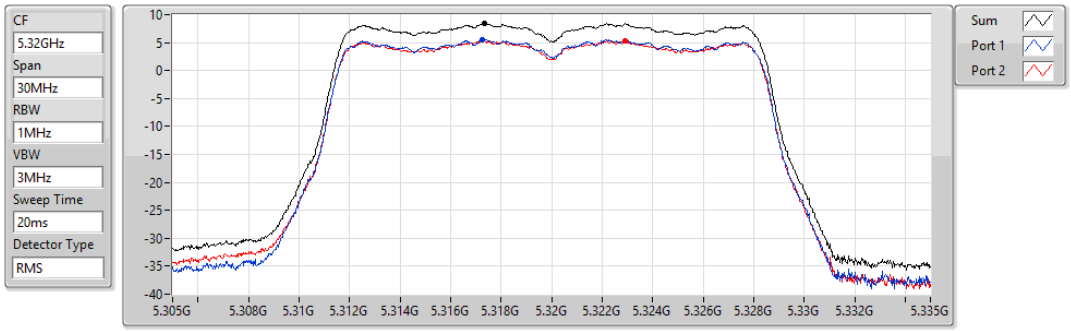

Sum	PD	Port 1	Port 2
(dBm/RBW)	(dBm/RBW)	(dBm/RBW)	(dBm/RBW)
8.40	8.40	5.52	5.36

802.11a_Nss1,(6Mbps)_2TX PSD

5500MHz

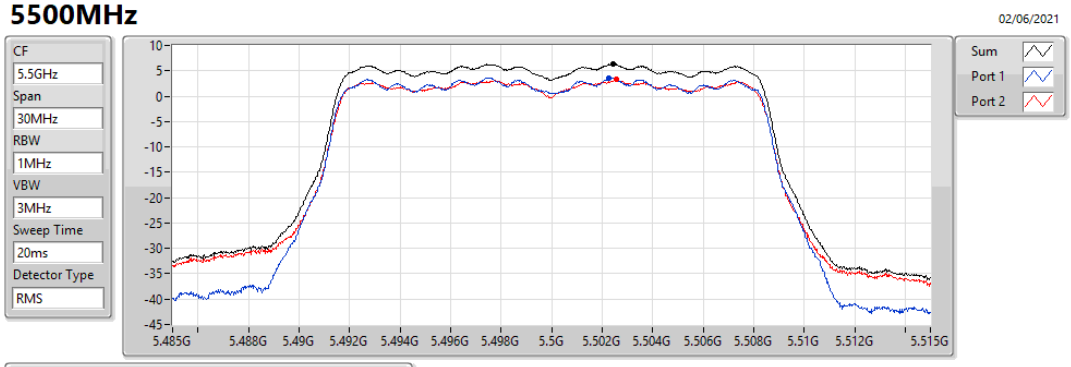

Sum	PD	Port 1	Port 2
(dBm/RBW)	(dBm/RBW)	(dBm/RBW)	(dBm/RBW)
6.26	6.26	3.61	3.24

802.11a_Nss1,(6Mbps)_2TX PSD

5580MHz

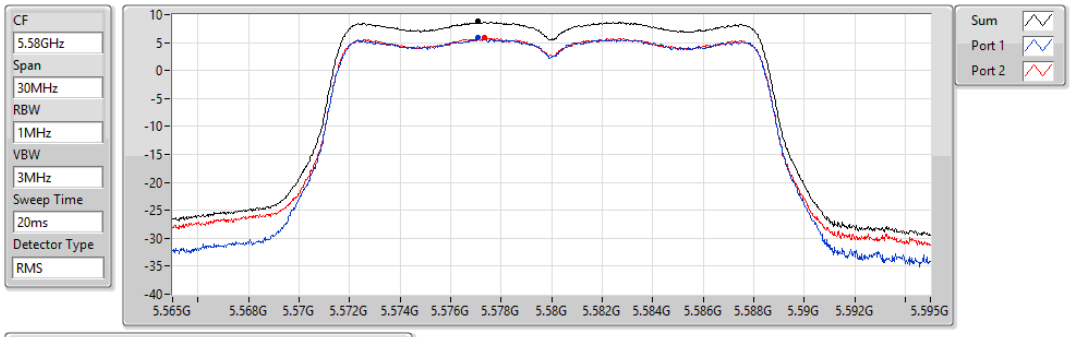

Sum	PD	Port 1	Port 2
(dBm/RBW)	(dBm/RBW)	(dBm/RBW)	(dBm/RBW)
8.74	8.74	5.93	5.91

802.11a_Nss1,(6Mbps)_2TX PSD

5700MHz

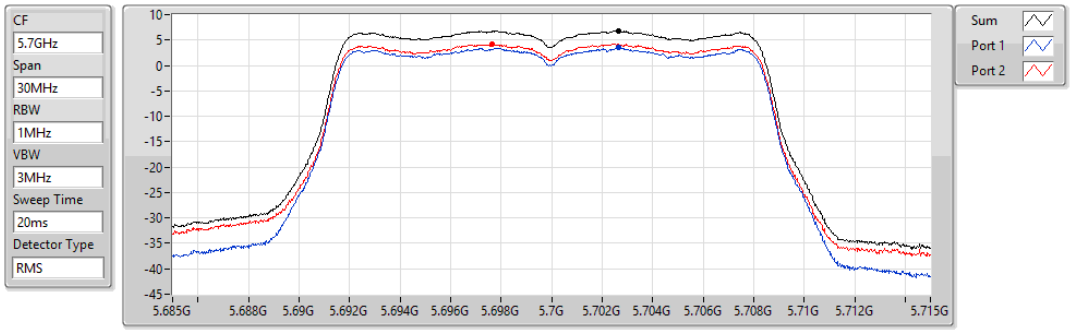

Sum	PD	Port 1	Port 2
(dBm/RBW)	(dBm/RBW)	(dBm/RBW)	(dBm/RBW)
6.83	6.83	3.51	4.25

802.11a_Nss1,(6Mbps)_2TX PSD

5745MHz

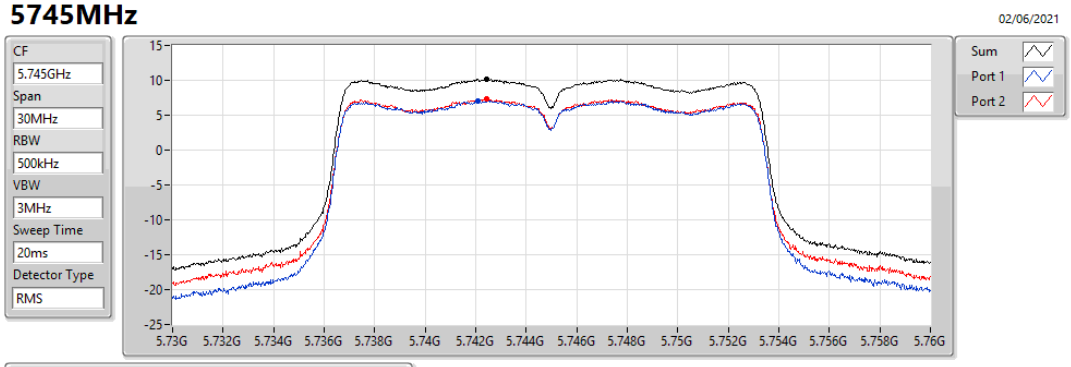

Sum	PD	Port 1	Port 2
(dBm/RBW)	(dBm/RBW)	(dBm/RBW)	(dBm/RBW)
10.16	10.16	7.07	7.31

802.11a_Nss1,(6Mbps)_2TX PSD

5785MHz

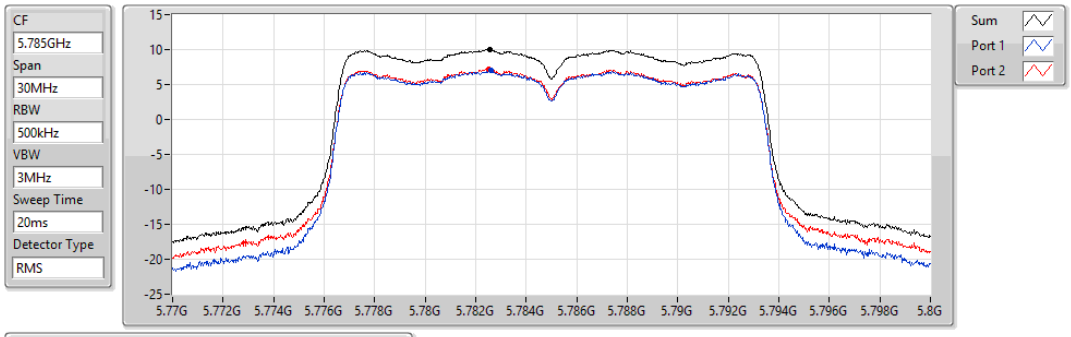

Sum	PD	Port 1	Port 2
(dBm/RBW)	(dBm/RBW)	(dBm/RBW)	(dBm/RBW)
10.04	10.04	6.98	7.18

802.11a_Nss1,(6Mbps)_2TX PSD

5825MHz

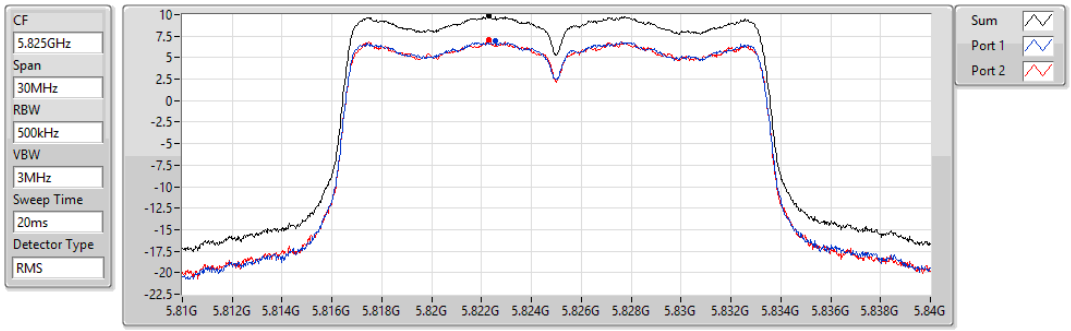

Sum	PD	Port 1	Port 2
(dBm/RBW)	(dBm/RBW)	(dBm/RBW)	(dBm/RBW)
9.84	9.84	6.93	7.05

802.11ax HEW20_Nss1,(MCS0)_2TX PSD

5180MHz

02/06/2021

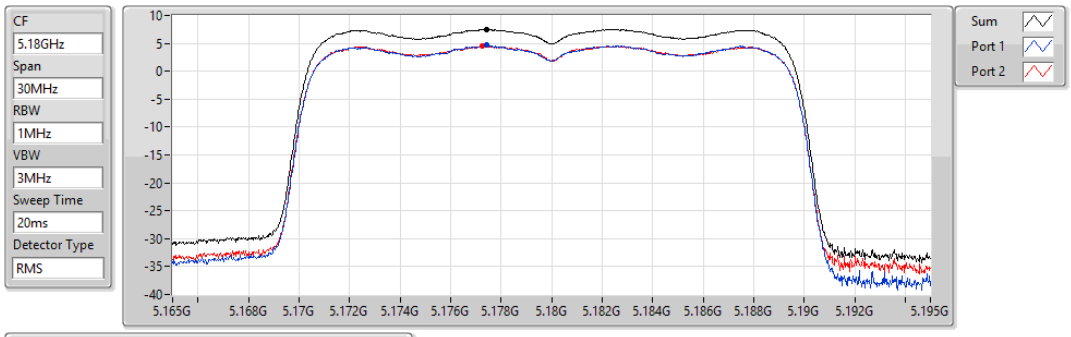

Sum	PD	Port 1	Port 2
(dBm/RBW)	(dBm/RBW)	(dBm/RBW)	(dBm/RBW)
7.55	7.55	4.63	4.55

802.11ax HEW20_Nss1,(MCS0)_2TX PSD

5200MHz

03/06/2021

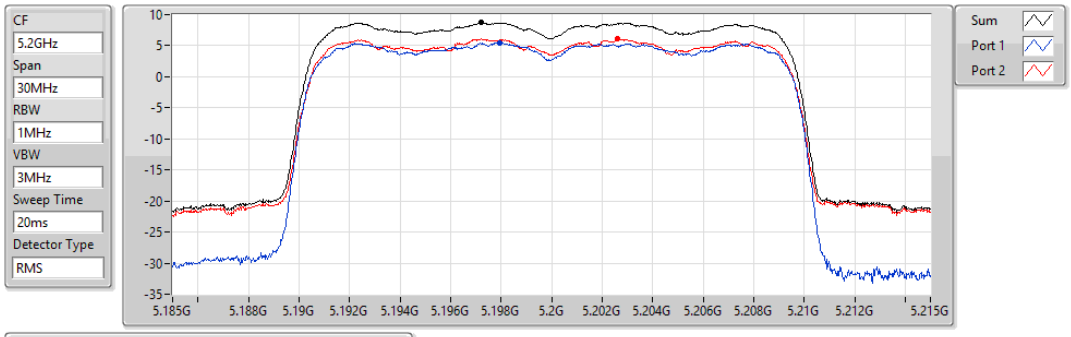

Sum	PD	Port 1	Port 2
(dBm/RBW)	(dBm/RBW)	(dBm/RBW)	(dBm/RBW)
8.72	8.72	5.44	6.09

802.11ax HEW20_Nss1,(MCS0)_2TX PSD

5240MHz

03/06/2021

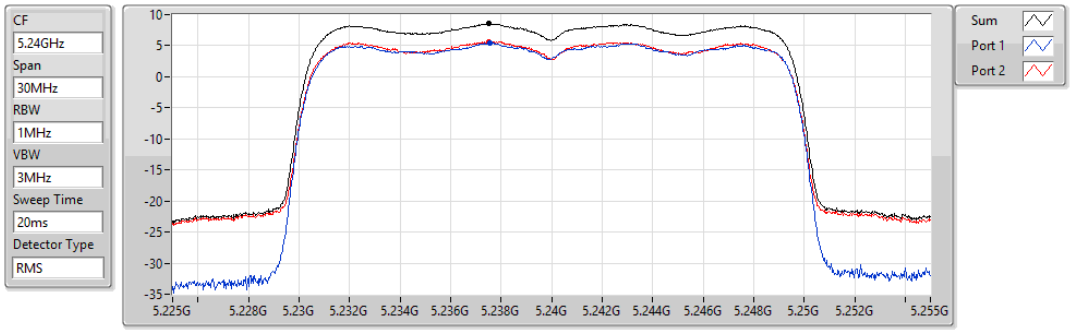

Sum	PD	Port 1	Port 2
(dBm/RBW)	(dBm/RBW)	(dBm/RBW)	(dBm/RBW)
8.53	8.53	5.46	5.64

802.11ax HEW20_Nss1,(MCS0)_2TX PSD

5260MHz

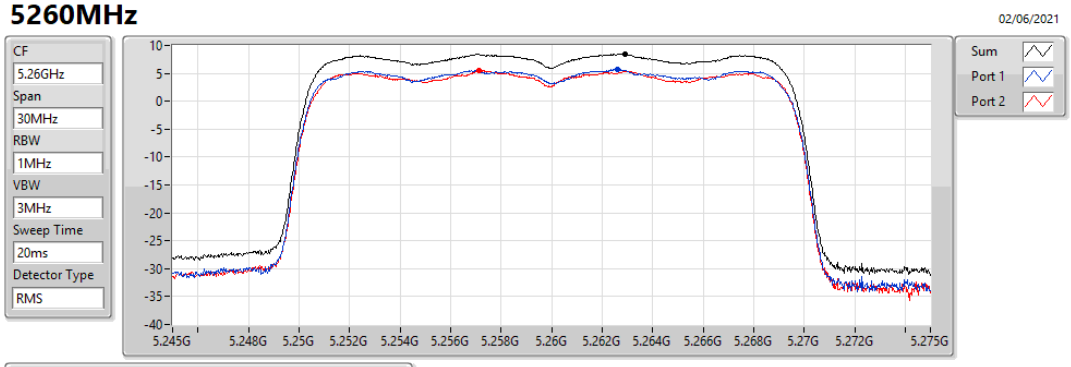

Sum	PD	Port 1	Port 2
(dBm/RBW)	(dBm/RBW)	(dBm/RBW)	(dBm/RBW)
8.44	8.44	5.73	5.46

802.11ax HEW20_Nss1,(MCS0)_2TX PSD

5300MHz

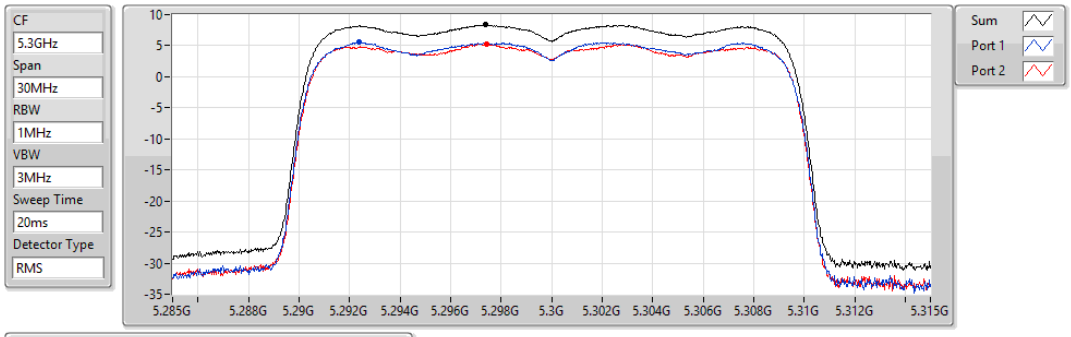

Sum	PD	Port 1	Port 2
(dBm/RBW)	(dBm/RBW)	(dBm/RBW)	(dBm/RBW)
8.37	8.37	5.57	5.26

802.11ax HEW20_Nss1,(MCS0)_2TX PSD

5320MHz

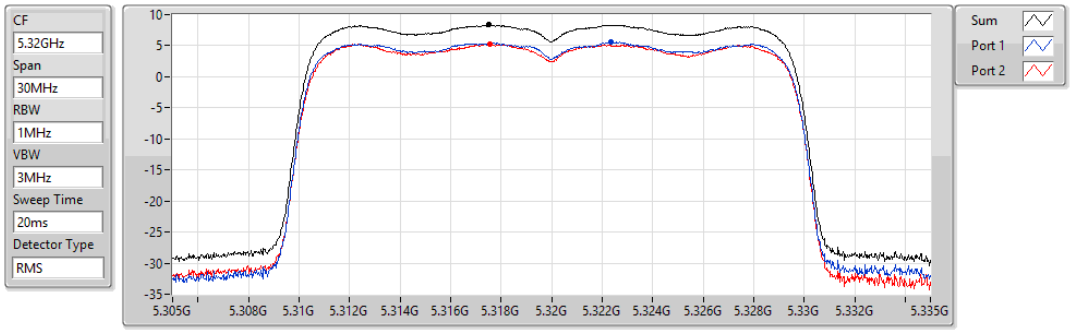

Sum	PD	Port 1	Port 2
(dBm/RBW)	(dBm/RBW)	(dBm/RBW)	(dBm/RBW)
8.34	8.34	5.56	5.31

802.11ax HEW20_Nss1,(MCS0)_2TX PSD

5500MHz

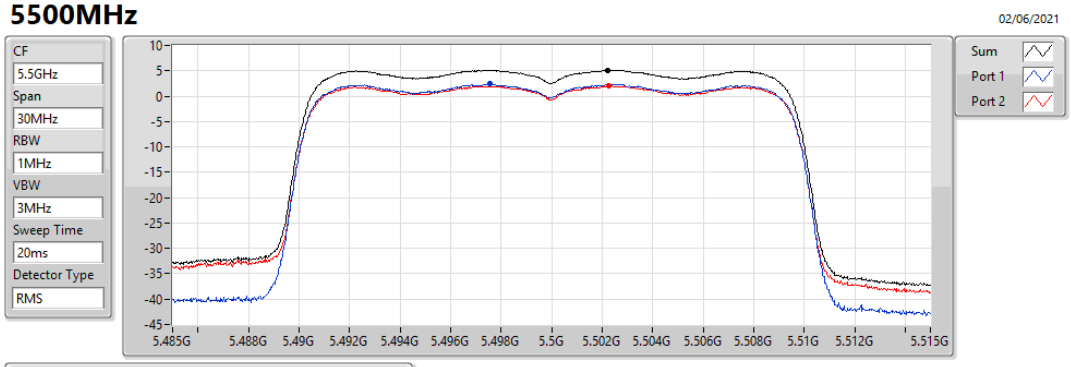

Sum	PD	Port 1	Port 2
(dBm/RBW)	(dBm/RBW)	(dBm/RBW)	(dBm/RBW)
5.16	5.16	2.38	2.05

802.11ax HEW20_Nss1,(MCS0)_2TX PSD

5580MHz

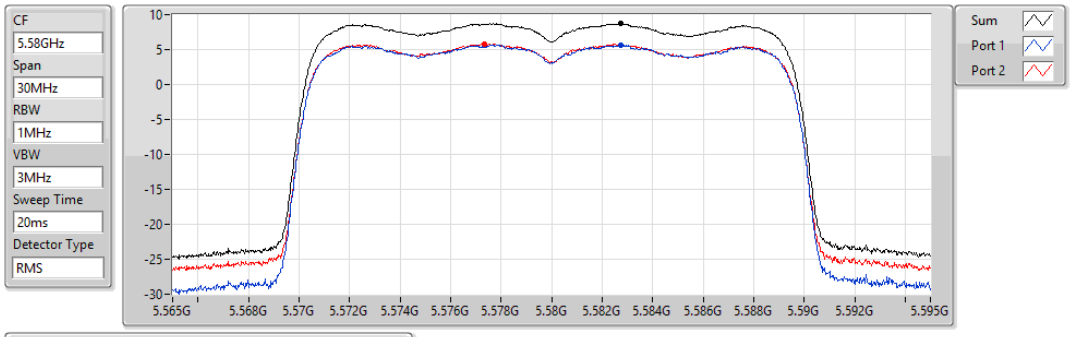

Sum	PD	Port 1	Port 2
(dBm/RBW)	(dBm/RBW)	(dBm/RBW)	(dBm/RBW)
8.72	8.72	5.69	5.85

802.11ax HEW20_Nss1,(MCS0)_2TX PSD

5700MHz

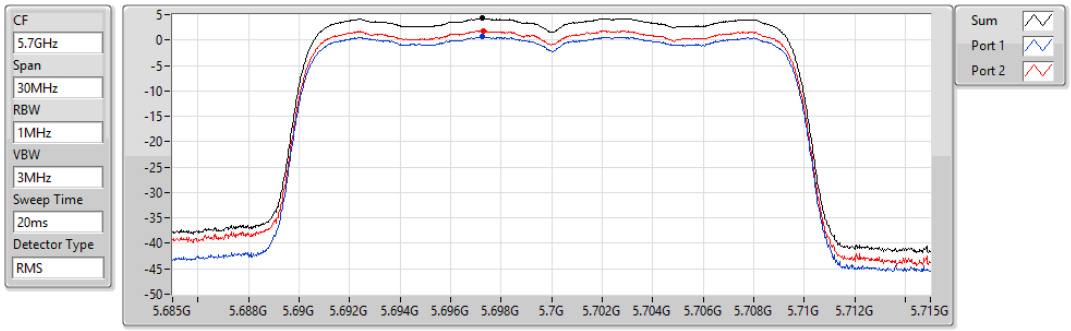

Sum	PD	Port 1	Port 2
(dBm/RBW)	(dBm/RBW)	(dBm/RBW)	(dBm/RBW)
4.26	4.26	0.68	1.80

802.11ax HEW20_Nss1,(MCS0)_2TX PSD

5745MHz

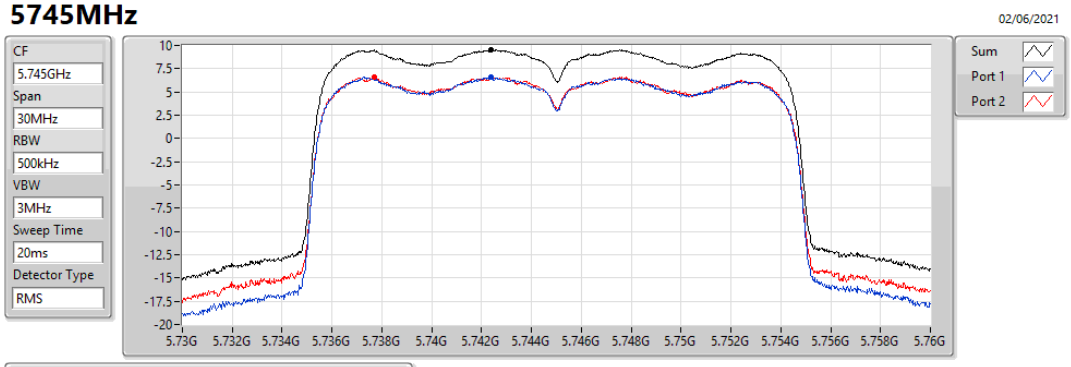

Sum	PD	Port 1	Port 2
(dBm/RBW)	(dBm/RBW)	(dBm/RBW)	(dBm/RBW)
9.57	9.57	6.60	6.65

802.11ax HEW20_Nss1,(MCS0)_2TX PSD

5785MHz

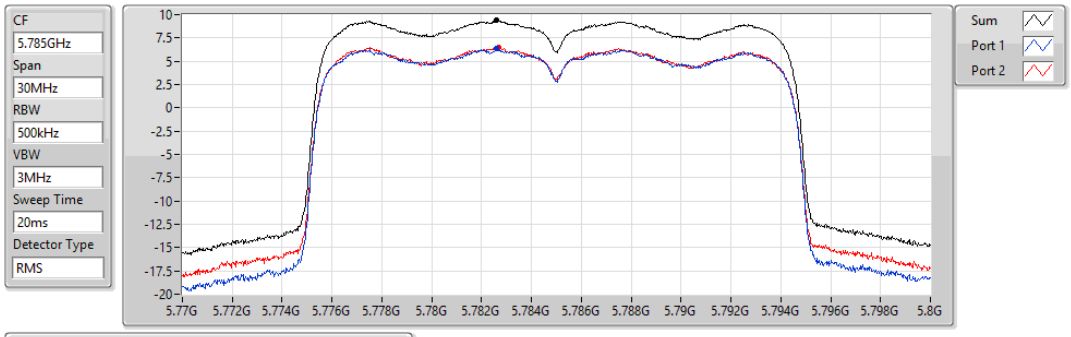

Sum	PD	Port 1	Port 2
(dBm/RBW)	(dBm/RBW)	(dBm/RBW)	(dBm/RBW)
9.38	9.38	6.33	6.47

802.11ax HEW20_Nss1,(MCS0)_2TX PSD

5825MHz

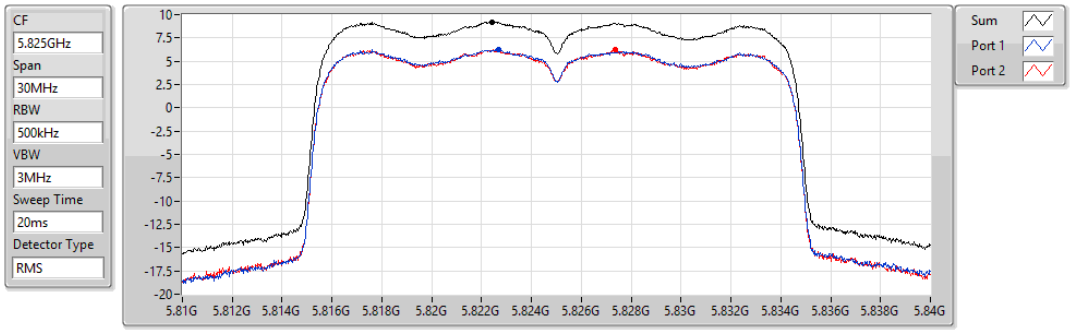

Sum	PD	Port 1	Port 2
(dBm/RBW)	(dBm/RBW)	(dBm/RBW)	(dBm/RBW)
9.19	9.19	6.28	6.22

802.11ax HEW40_Nss1,(MCS0)_2TX PSD

5190MHz

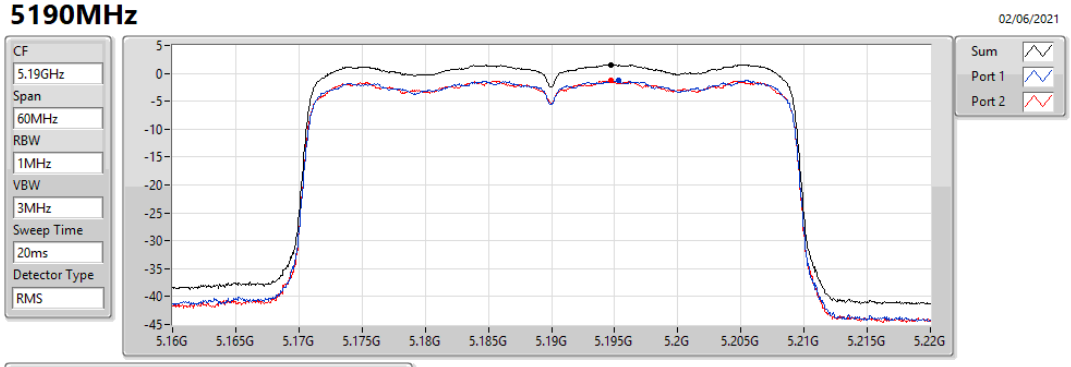

Sum	PD	Port 1	Port 2
(dBm/RBW)	(dBm/RBW)	(dBm/RBW)	(dBm/RBW)
1.56	1.56	-1.22	-1.31

802.11ax HEW40_Nss1,(MCS0)_2TX PSD

5230MHz

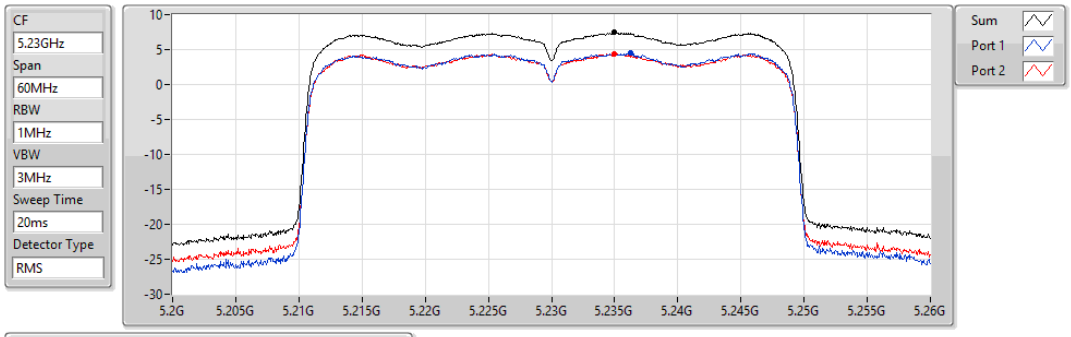

Sum	PD	Port 1	Port 2
(dBm/RBW)	(dBm/RBW)	(dBm/RBW)	(dBm/RBW)
7.46	7.46	4.54	4.42

802.11ax HEW40_Nss1,(MCS0)_2TX PSD

5270MHz

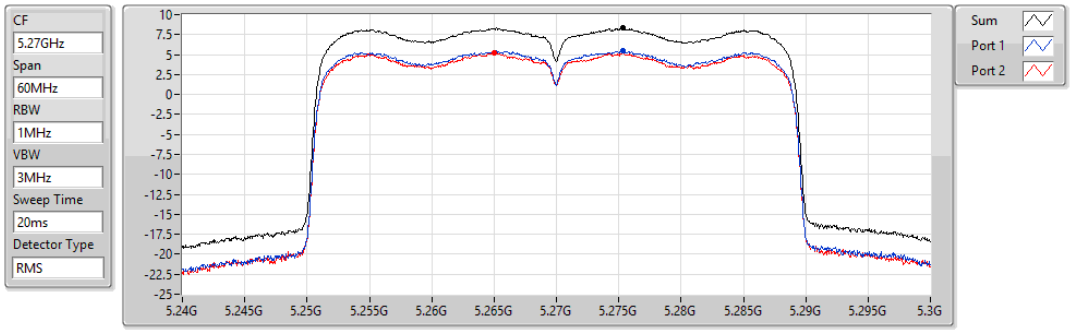

Sum	PD	Port 1	Port 2
(dBm/RBW)	(dBm/RBW)	(dBm/RBW)	(dBm/RBW)
8.31	8.31	5.44	5.23

802.11ax HEW40_Nss1,(MCS0)_2TX PSD

5310MHz

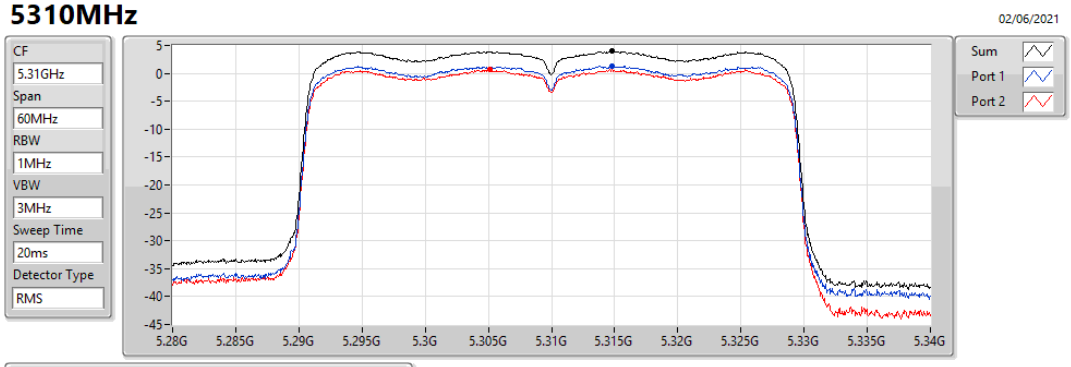

Sum	PD	Port 1	Port 2
(dBm/RBW)	(dBm/RBW)	(dBm/RBW)	(dBm/RBW)
4.02	4.02	1.36	0.66

802.11ax HEW40_Nss1,(MCS0)_2TX PSD

5510MHz

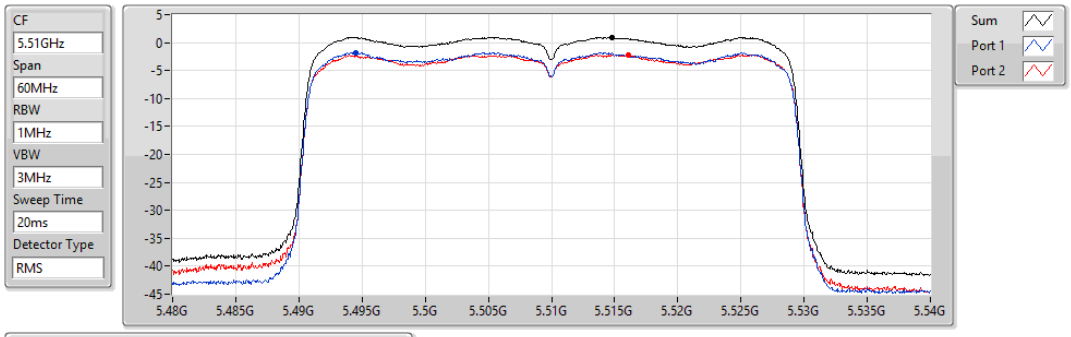

Sum	PD	Port 1	Port 2
(dBm/RBW)	(dBm/RBW)	(dBm/RBW)	(dBm/RBW)
0.97	0.97	-1.76	-2.18

802.11ax HEW40_Nss1,(MCS0)_2TX PSD

5550MHz

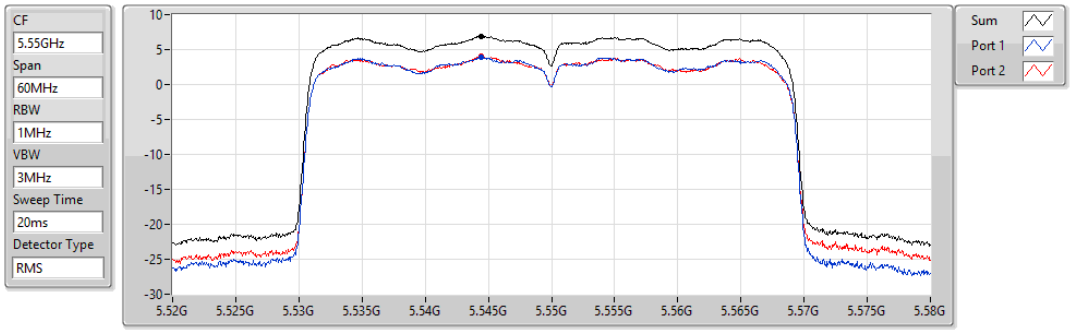

Sum	PD	Port 1	Port 2
(dBm/RBW)	(dBm/RBW)	(dBm/RBW)	(dBm/RBW)
6.95	6.95	3.86	4.02

802.11ax HEW40_Nss1,(MCS0)_2TX PSD

5670MHz

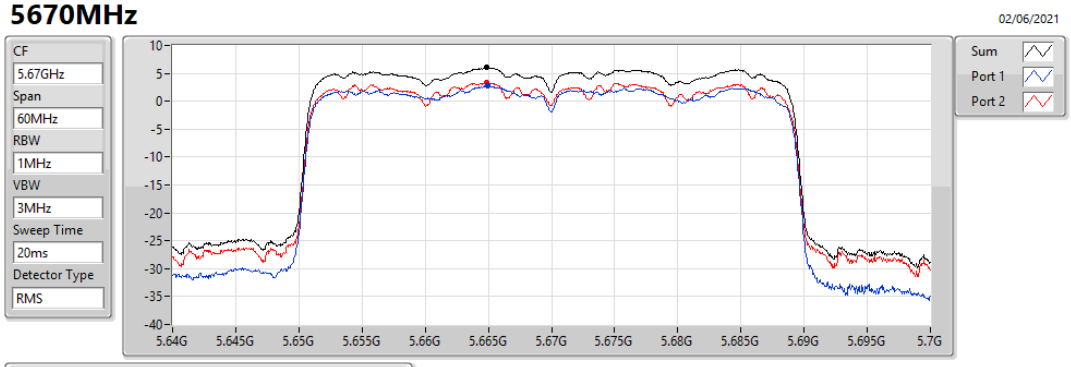

Sum	PD	Port 1	Port 2
(dBm/RBW)	(dBm/RBW)	(dBm/RBW)	(dBm/RBW)
6.00	6.00	2.72	3.32

802.11ax HEW40_Nss1,(MCS0)_2TX PSD

5755MHz

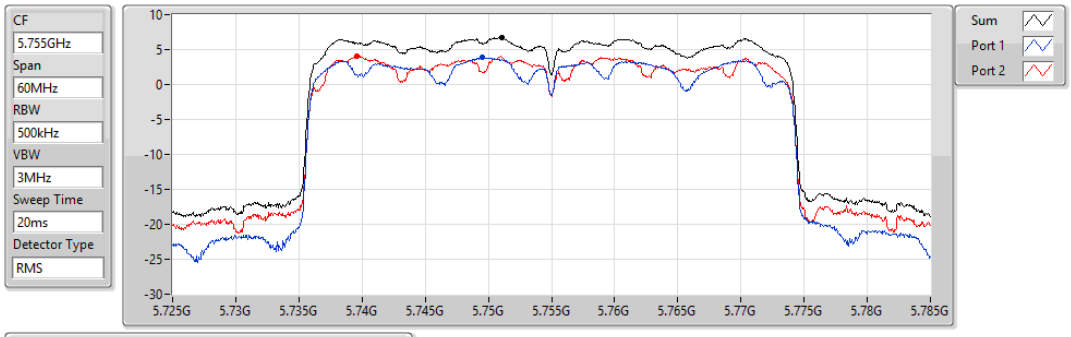

Sum	PD	Port 1	Port 2
(dBm/RBW)	(dBm/RBW)	(dBm/RBW)	(dBm/RBW)
6.77	6.77	3.87	4.07

802.11ax HEW40_Nss1,(MCS0)_2TX PSD

5795MHz

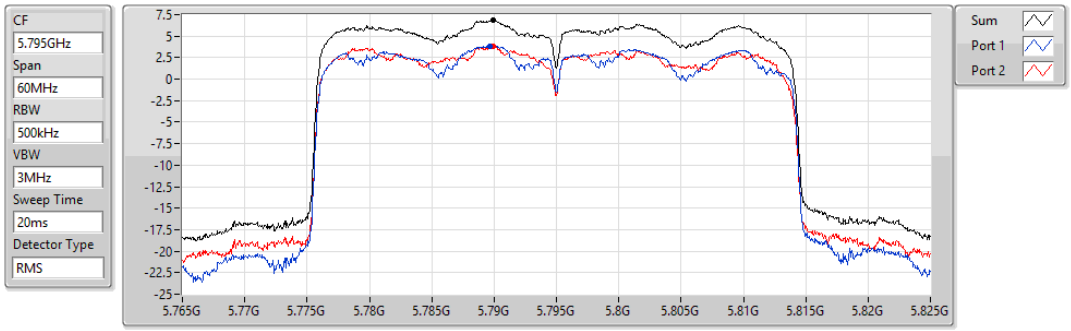

Sum	PD	Port 1	Port 2
(dBm/RBW)	(dBm/RBW)	(dBm/RBW)	(dBm/RBW)
6.82	6.82	3.82	3.85

802.11ax HEW80_Nss1,(MCS0)_2TX PSD

5210MHz

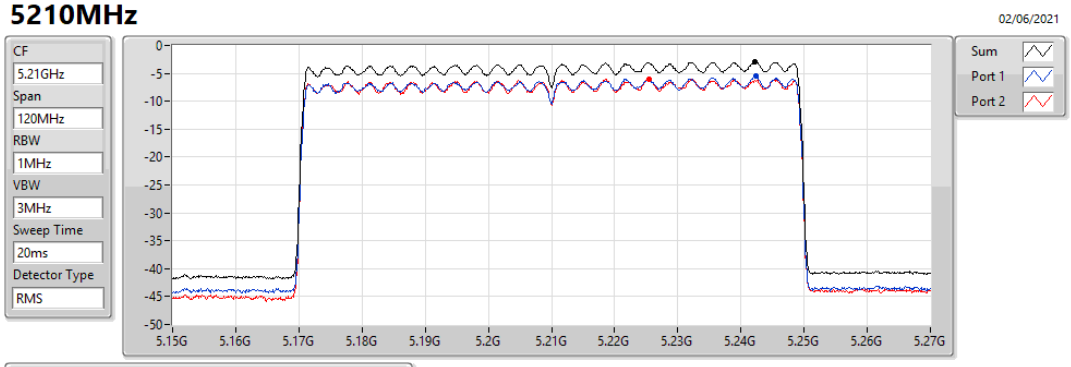

Sum	PD	Port 1	Port 2
(dBm/RBW)	(dBm/RBW)	(dBm/RBW)	(dBm/RBW)
-2.94	-2.94	-5.54	-6.03

802.11ax HEW80_Nss1,(MCS0)_2TX PSD

5290MHz

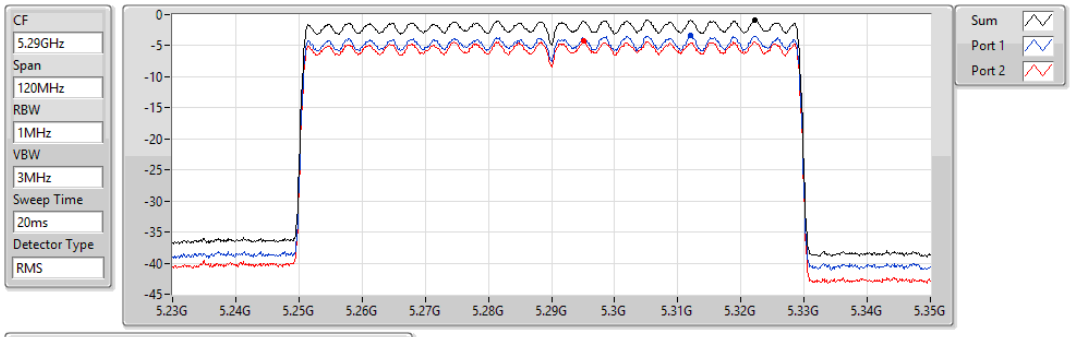

Sum	PD	Port 1	Port 2
(dBm/RBW)	(dBm/RBW)	(dBm/RBW)	(dBm/RBW)
-0.87	-0.87	-3.38	-4.30

802.11ax HEW80_Nss1,(MCS0)_2TX PSD

5530MHz

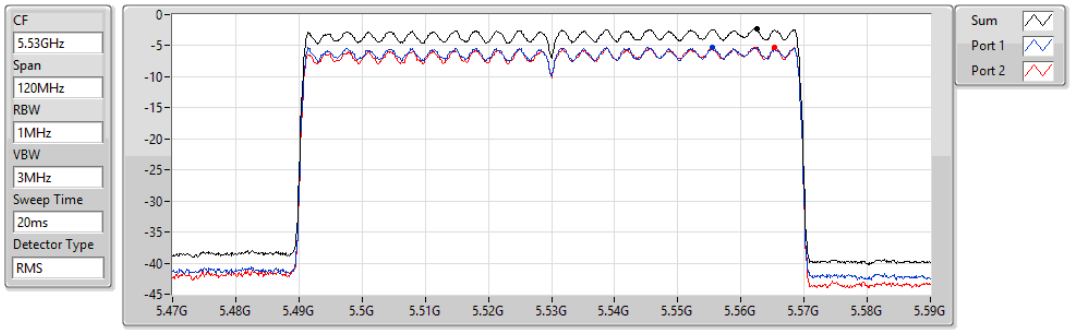

Sum	PD	Port 1	Port 2
(dBm/RBW)	(dBm/RBW)	(dBm/RBW)	(dBm/RBW)
-2.33	-2.33	-5.27	-5.27

802.11ax HEW80_Nss1,(MCS0)_2TX PSD

5610MHz

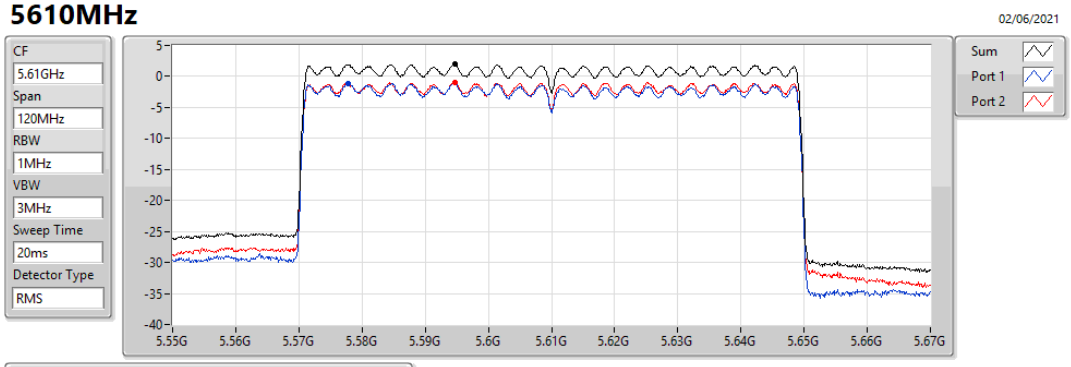

Sum	PD	Port 1	Port 2
(dBm/RBW)	(dBm/RBW)	(dBm/RBW)	(dBm/RBW)
1.97	1.97	-1.07	-0.99

802.11ax HEW80_Nss1,(MCS0)_2TX PSD

5775MHz

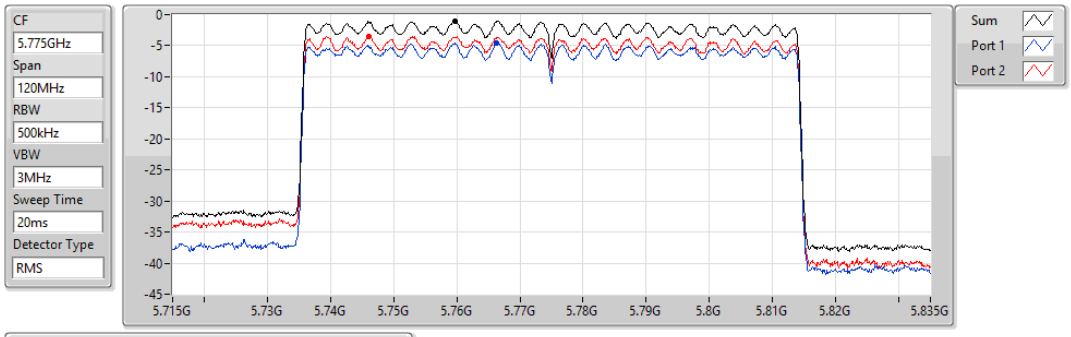

Sum	PD	Port 1	Port 2
(dBm/RBW)	(dBm/RBW)	(dBm/RBW)	(dBm/RBW)
-1.08	-1.08	-4.54	-3.43

Summary

Mode	Result	Type	Freq (Hz)	Level (dBuV/m)	Limit (dBuV/m)	Margin (dB)	Condition
Mode 2	Pass	PK	90.18M	38.76	43.50	-4.74	Vertical

Mode 2

24/09/2021

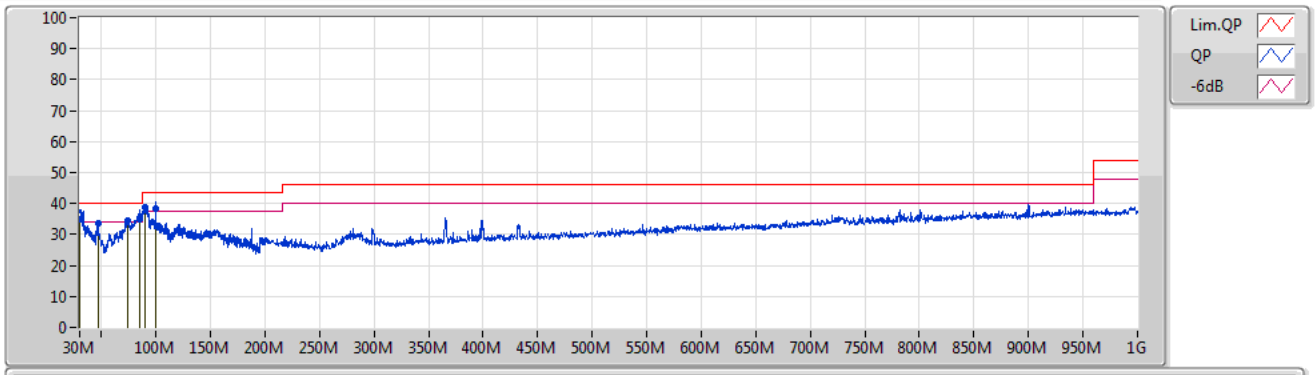

Type	Freq	Level	Limit	Margin	Factor	Dist	Condition	Azimuth	Height	Comment	Raw	AF	CL	PA
	(Hz)	(dBuV/m)	(dBuV/m)	(dB)	(dB)	(m)		(°)	(m)		(dBuV)	(dB)	(dB)	(dB)
QP	30.51M	34.86	40.00	-5.14	-3.21	3	Vertical	17	1.00	-	38.07	23.65	1.02	27.88
PK	46.58M	33.77	40.00	-6.23	-11.51	3	Vertical	44	1.00	-	45.28	15.00	1.43	27.94
PK	73.44M	34.51	40.00	-5.49	-13.62	3	Vertical	96	1.00	-	48.13	12.19	1.97	27.78
QP	84.91M	34.76	40.00	-5.24	-11.97	3	Vertical	350	2.00	-	46.73	13.68	2.20	27.85
PK	90.18M	38.76	43.50	-4.74	-10.78	3	Vertical	301	4.00	"Worst"	49.54	14.87	2.20	27.85
QP	99.96M	38.32	43.50	-5.18	-8.43	3	Vertical	279	1.00	-	46.75	16.98	2.40	27.81

Mode 2

24/09/2021

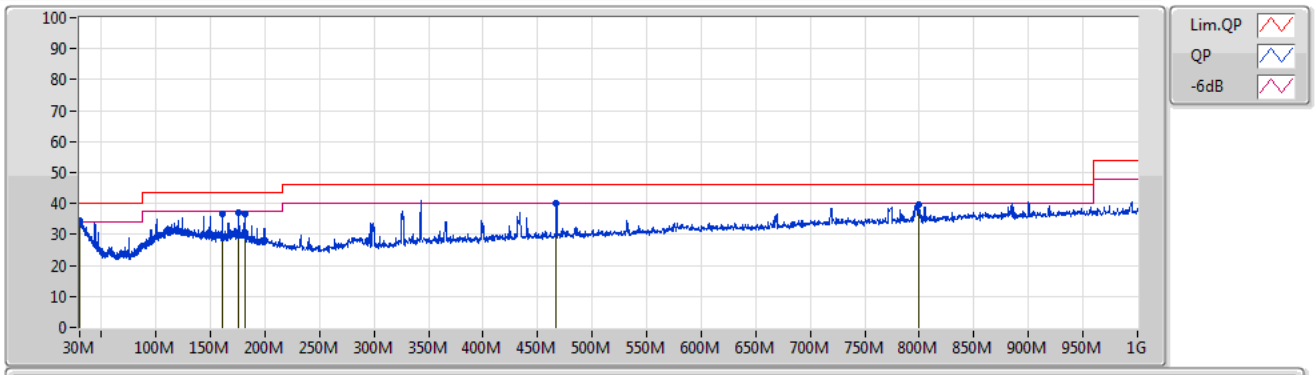

Type	Freq	Level	Limit	Margin	Factor	Dist	Condition	Azimuth	Height	Comment	Raw	AF	CL	PA
	(Hz)	(dBuV/m)	(dBuV/m)	(dB)	(dB)	(m)		(°)	(m)		(dBuV)	(dB)	(dB)	(dB)
PK	30.43M	34.66	40.00	-5.34	-3.19	3	Horizontal	28	2.00	"Worst"	37.85	23.67	1.02	27.88
PK	176.03M	37.25	43.50	-6.25	-8.53	3	Horizontal	3	2.00	-	45.78	15.43	3.44	27.40
PK	181.22M	36.85	43.50	-6.65	-8.60	3	Horizontal	81	2.00	-	45.45	15.25	3.51	27.36
PK	467.2M	39.94	46.00	-6.06	-6.09	3	Horizontal	102	1.00	-	46.03	17.01	4.67	27.77
PK	799.2M	39.83	46.00	-6.17	-0.24	3	Horizontal	354	2.00	-	40.07	20.59	6.30	27.13
PK	160.82M	36.51	43.50	-6.99	-8.36	3	Horizontal	208	2.00	-	44.87	15.94	3.21	27.51

Summary

Mode	Result	Type	Freq (Hz)	Level (dBuV/m)	Limit (dBuV/m)	Margin (dB)	Dist (m)	Condition	Azimuth (°)	Height (m)	Comments
5.25-5.35GHz	-	-	-	-	-	-	-	-	-	-	-
802.11ax HEW80_Nss1,(MCS0)_2TX	Pass	AV	5.3556G	53.00	54.00	-1.00	3	Vertical	264	2.47	-

802.11a_Nss1,(6Mbps)_2TX

5180MHz_TX

31/05/2021

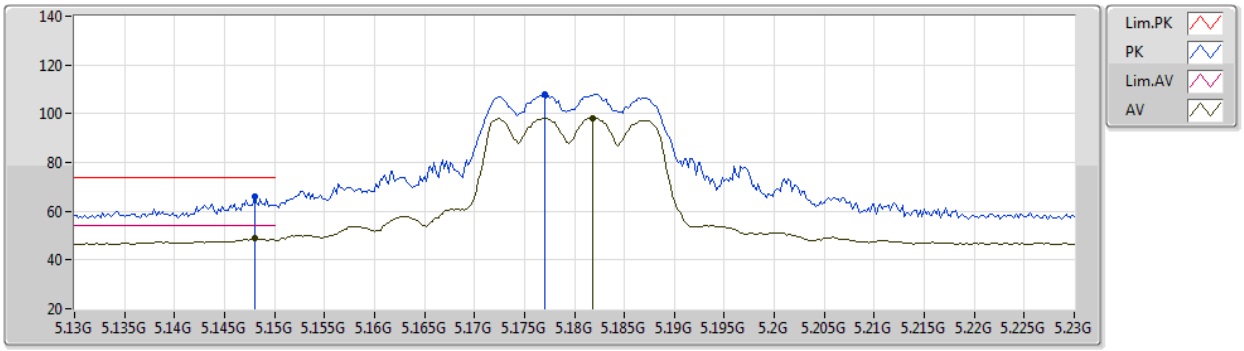

EUT Z_2TX
Setting 19
03-C-K-5-10

Type	Freq	Level	Limit	Margin	Raw	Dist	Condition	Azimuth	Height	Comment	AF	CL	PA
	(Hz)	(dBuV/m)	(dBuV/m)	(dB)	(dBuV)	(m)		(°)	(m)		(dB)	(dB)	(dB)
PK	5.148G	65.91	74.00	-8.09	60.72	3	Vertical	45	2.38	-	34.09	6.43	35.33
AV	5.148G	48.71	54.00	-5.29	43.52	3	Vertical	45	2.38	-	34.09	6.43	35.33
PK	5.177G	108.13	Inf	-Inf	102.97	3	Vertical	45	2.38	-	34.05	6.41	35.30
AV	5.1818G	98.31	Inf	-Inf	93.15	3	Vertical	45	2.38	-	34.04	6.41	35.29

802.11a_Nss1,(6Mbps)_2TX

5180MHz_TX

31/05/2021

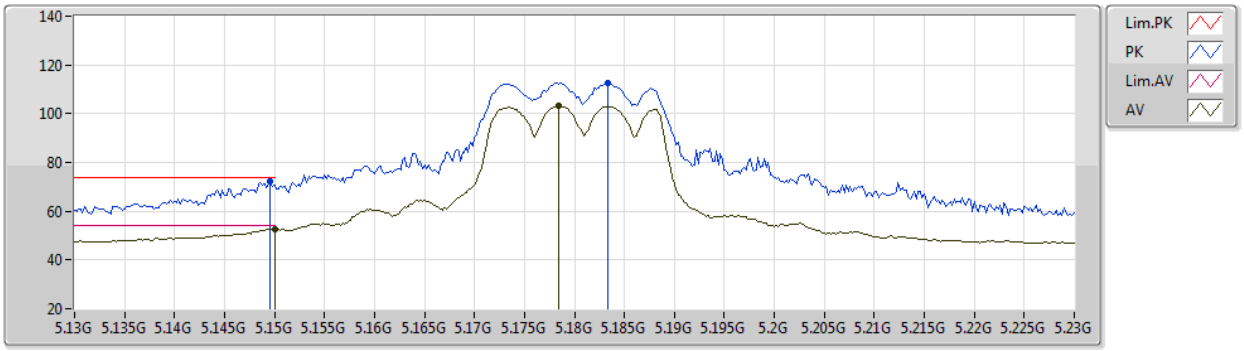

EUT Z_2TX
Setting 19
03-C-K-5-10

Type	Freq	Level	Limit	Margin	Raw	Dist	Condition	Azimuth	Height	Comment	AF	CL	PA
	(Hz)	(dBuV/m)	(dBuV/m)	(dB)	(dBuV)	(m)		(°)	(m)		(dB)	(dB)	(dB)
PK	5.1496G	72.05	74.00	-1.95	66.85	3	Horizontal	354	2.40	-	34.10	6.43	35.33
AV	5.15G	52.65	54.00	-1.35	47.45	3	Horizontal	354	2.40	-	34.10	6.43	35.33
PK	5.1834G	112.48	Inf	-Inf	107.33	3	Horizontal	354	2.40	-	34.03	6.41	35.29
AV	5.1784G	103.38	Inf	-Inf	98.23	3	Horizontal	354	2.40	-	34.04	6.41	35.30

802.11a_Nss1,(6Mbps)_2TX

5180MHz_TX

31/05/2021

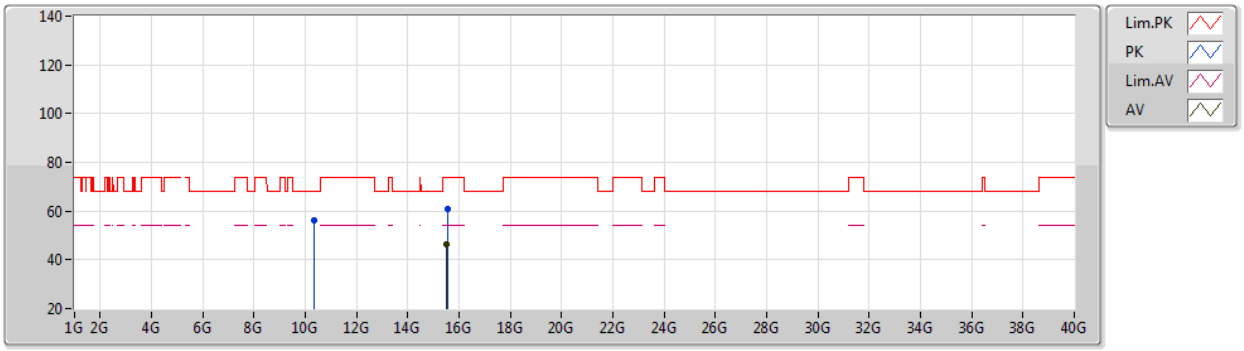

EUT Z_2TX
Setting 19
03-C-K-5

Type	Freq	Level	Limit	Margin	Raw	Dist	Condition	Azimuth	Height	Comment	AF	CL	PA
	(Hz)	(dBuV/m)	(dBuV/m)	(dB)	(dBuV)	(m)		(°)	(m)		(dB)	(dB)	(dB)
PK	10.36128G	56.12	68.20	-12.08	43.10	3	Vertical	225	2.19	-	38.30	9.67	34.95
PK	15.54008G	60.74	74.00	-13.26	45.66	3	Vertical	17	1.03	-	38.34	11.77	35.03
AV	15.53176G	46.43	54.00	-7.57	31.27	3	Vertical	17	1.03	-	38.41	11.77	35.02

802.11a_Nss1,(6Mbps)_2TX

5180MHz_TX

31/05/2021

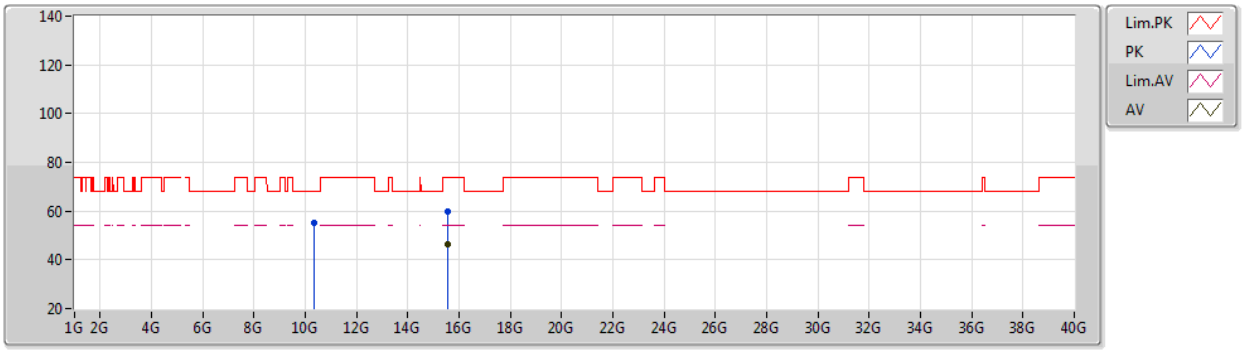

EUT Z_2TX
Setting 19
03-C-K-5

Type	Freq	Level	Limit	Margin	Raw	Dist	Condition	Azimuth	Height	Comment	AF	CL	PA
	(Hz)	(dBuV/m)	(dBuV/m)	(dB)	(dBuV)	(m)		(°)	(m)		(dB)	(dB)	(dB)
PK	10.35044G	55.43	68.20	-12.77	42.42	3	Horizontal	138	2.36	-	38.30	9.67	34.96
PK	15.53508G	59.77	74.00	-14.23	44.64	3	Horizontal	293	1.80	-	38.38	11.77	35.02
AV	15.53812G	46.24	54.00	-7.76	31.13	3	Horizontal	293	1.80	-	38.36	11.77	35.02

802.11a_Nss1,(6Mbps)_2TX

5200MHz_TX

31/05/2021

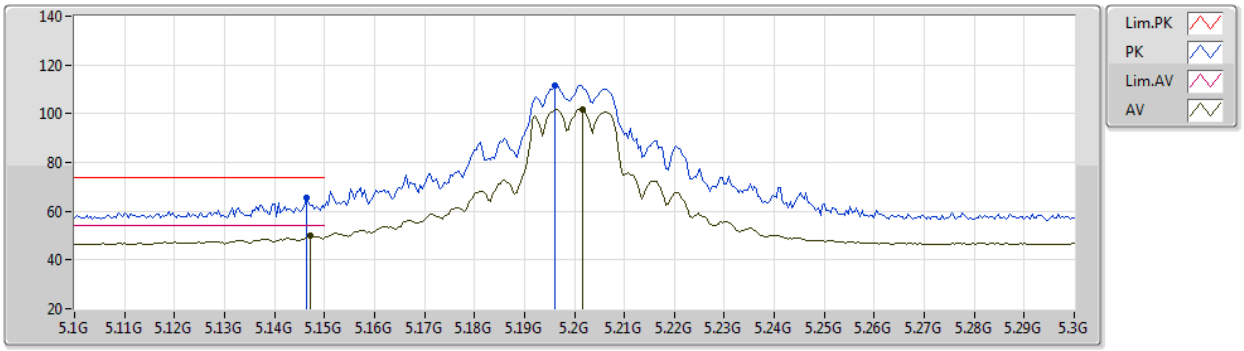

EUT Z_2TX
Setting 22.5
03-C-K-5-10

Type	Freq	Level	Limit	Margin	Raw	Dist	Condition	Azimuth	Height	Comment	AF	CL	PA
	(Hz)	(dBuV/m)	(dBuV/m)	(dB)	(dBuV)	(m)		(°)	(m)		(dB)	(dB)	(dB)
PK	5.1464G	65.64	74.00	-8.36	60.45	3	Vertical	263	2.69	-	34.09	6.43	35.33
AV	5.1472G	49.77	54.00	-4.23	44.58	3	Vertical	263	2.69	-	34.09	6.43	35.33
PK	5.196G	111.54	Inf	-Inf	106.41	3	Vertical	263	2.69	-	34.01	6.40	35.28
AV	5.2016G	101.72	Inf	-Inf	96.58	3	Vertical	263	2.69	-	34.01	6.40	35.27

802.11a_Nss1,(6Mbps)_2TX

5200MHz_TX

31/05/2021

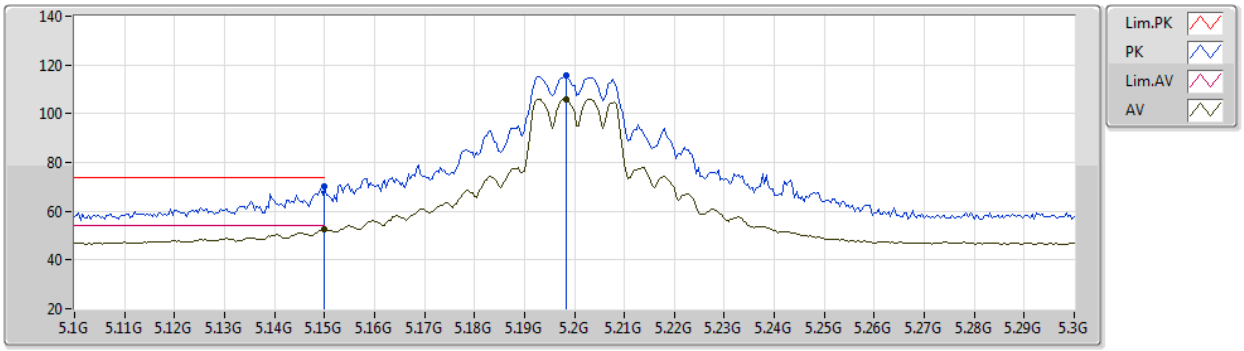

EUT Z_2TX
Setting 22.5
03-C-K-5-10

Type	Freq	Level	Limit	Margin	Raw	Dist	Condition	Azimuth	Height	Comment	AF	CL	PA
	(Hz)	(dBuV/m)	(dBuV/m)	(dB)	(dBuV)	(m)		(°)	(m)		(dB)	(dB)	(dB)
PK	5.15G	69.93	74.00	-4.07	64.73	3	Horizontal	349	2.39	-	34.10	6.43	35.33
AV	5.15G	52.41	54.00	-1.59	47.21	3	Horizontal	349	2.39	-	34.10	6.43	35.33
PK	5.1984G	115.44	Inf	-Inf	110.32	3	Horizontal	349	2.39	-	34.00	6.40	35.28
AV	5.1984G	106.06	Inf	-Inf	100.94	3	Horizontal	349	2.39	-	34.00	6.40	35.28

802.11a_Nss1,(6Mbps)_2TX

5200MHz_TX

31/05/2021

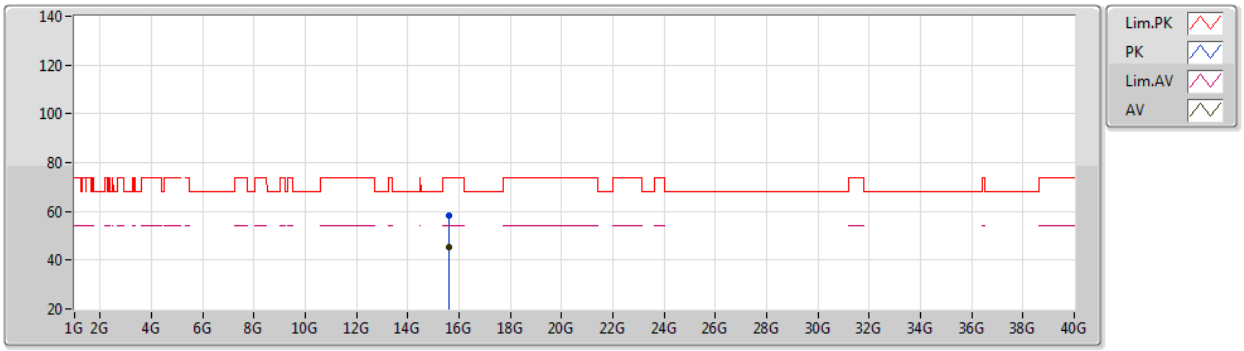

EUT Z_2TX
Setting 22.5
03-C-K-5

Type	Freq	Level	Limit	Margin	Raw	Dist	Condition	Azimuth	Height	Comment	AF	CL	PA
	(Hz)	(dBuV/m)	(dBuV/m)	(dB)	(dBuV)	(m)		(°)	(m)		(dB)	(dB)	(dB)
PK	15.60264G	58.34	74.00	-15.66	43.80	3	Vertical	180	1.04	-	37.81	11.80	35.07
AV	15.59988G	45.49	54.00	-8.51	30.95	3	Vertical	180	1.04	-	37.80	11.80	35.06

802.11a_Nss1,(6Mbps)_2TX

5200MHz_TX

31/05/2021

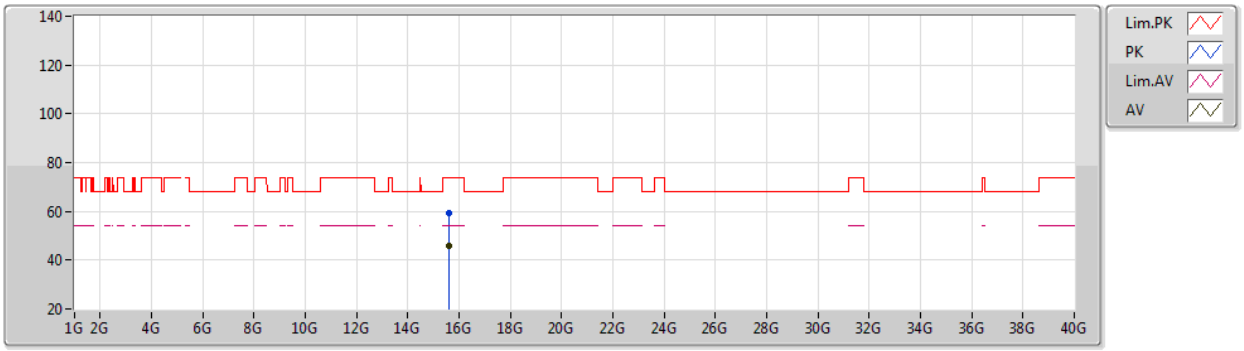

EUT Z_2TX
Setting 22.5
03-C-K-5

Type	Freq	Level	Limit	Margin	Raw	Dist	Condition	Azimuth	Height	Comment	AF	CL	PA
	(Hz)	(dBuV/m)	(dBuV/m)	(dB)	(dBuV)	(m)		(°)	(m)		(dB)	(dB)	(dB)
PK	15.60896G	59.07	74.00	-14.93	44.52	3	Horizontal	353	2.25	-	37.82	11.80	35.07
AV	15.60948G	45.65	54.00	-8.35	31.10	3	Horizontal	353	2.25	-	37.82	11.80	35.07

802.11a_Nss1,(6Mbps)_2TX

5240MHz_TX

31/05/2021

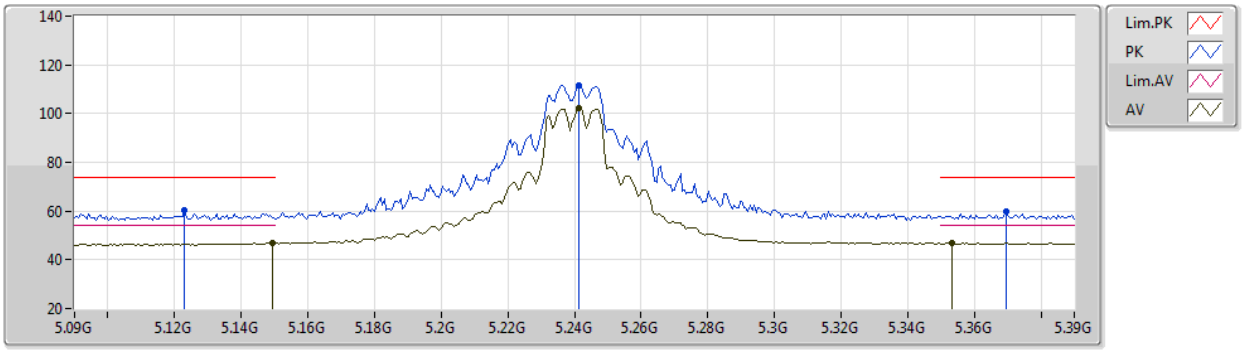

EUT Z_2TX
Setting 24
03-C-K-5-10

Type	Freq	Level	Limit	Margin	Raw	Dist	Condition	Azimuth	Height	Comment	AF	CL	PA
	(Hz)	(dBuV/m)	(dBuV/m)	(dB)	(dBuV)	(m)		(°)	(m)		(dB)	(dB)	(dB)
PK	5.123G	60.24	74.00	-13.76	55.17	3	Vertical	247	2.65	-	33.99	6.44	35.36
AV	5.1494G	46.78	54.00	-7.22	41.58	3	Vertical	247	2.65	-	34.10	6.43	35.33
PK	5.2412G	111.50	Inf	-Inf	106.15	3	Vertical	247	2.65	-	34.16	6.42	35.23
AV	5.2412G	102.05	Inf	-Inf	96.70	3	Vertical	247	2.65	-	34.16	6.42	35.23
PK	5.3696G	60.01	74.00	-13.99	54.06	3	Vertical	247	2.65	-	34.56	6.48	35.09
AV	5.3534G	46.81	54.00	-7.19	40.85	3	Vertical	247	2.65	-	34.59	6.48	35.11

802.11a_Nss1,(6Mbps)_2TX

5240MHz_TX

31/05/2021

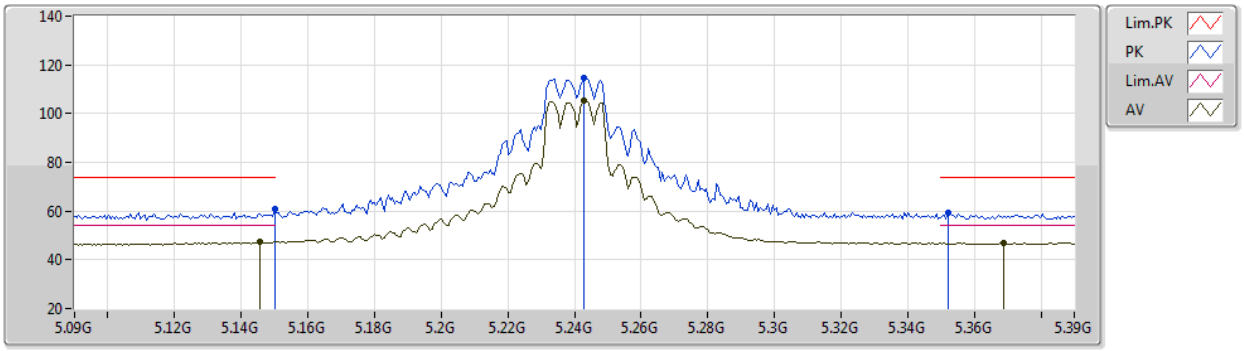

EUT Z_2TX
Setting 24
03-C-K-5-10

Type	Freq	Level	Limit	Margin	Raw	Dist	Condition	Azimuth	Height	Comment	AF	CL	PA
	(Hz)	(dBuV/m)	(dBuV/m)	(dB)	(dBuV)	(m)		(°)	(m)		(dB)	(dB)	(dB)
PK	5.15G	60.77	74.00	-13.23	55.57	3	Horizontal	349	2.36	-	34.10	6.43	35.33
AV	5.1458G	47.23	54.00	-6.77	42.05	3	Horizontal	349	2.36	-	34.08	6.43	35.33
PK	5.243G	114.74	Inf	-Inf	109.38	3	Horizontal	349	2.36	-	34.17	6.42	35.23
AV	5.243G	105.46	Inf	-Inf	100.10	3	Horizontal	349	2.36	-	34.17	6.42	35.23
PK	5.3522G	59.55	74.00	-14.45	53.58	3	Horizontal	349	2.36	-	34.60	6.48	35.11
AV	5.369G	46.92	54.00	-7.08	40.97	3	Horizontal	349	2.36	-	34.56	6.48	35.09

802.11a_Nss1,(6Mbps)_2TX

5240MHz_TX

31/05/2021

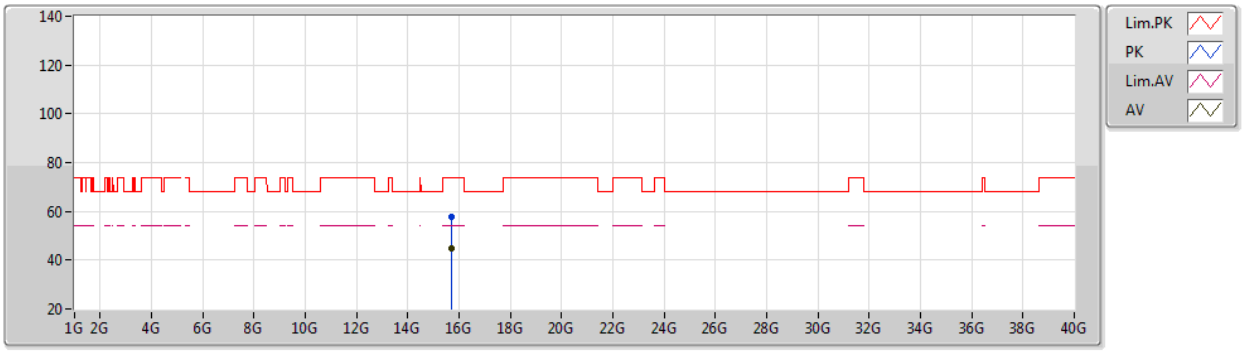

EUT Z_2TX
Setting 24
03-C-K-5

Type	Freq	Level	Limit	Margin	Raw	Dist	Condition	Azimuth	Height	Comment	AF	CL	PA
	(Hz)	(dBuV/m)	(dBuV/m)	(dB)	(dBuV)	(m)		(°)	(m)		(dB)	(dB)	(dB)
PK	15.72904G	57.84	74.00	-16.16	43.16	3	Vertical	234	2.25	-	37.97	11.86	35.15
AV	15.71524G	44.96	54.00	-9.04	30.26	3	Vertical	234	2.25	-	37.98	11.86	35.14

802.11a_Nss1,(6Mbps)_2TX

5240MHz_TX

31/05/2021

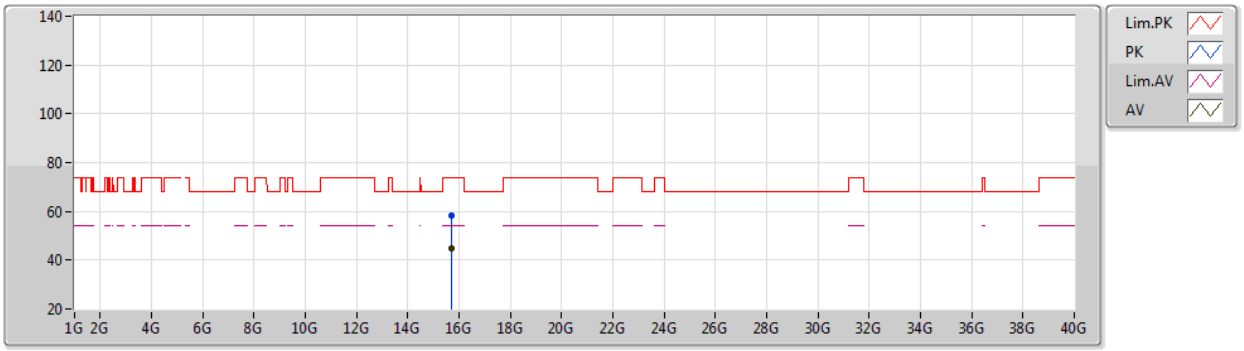

EUT Z_2TX
Setting 24
03-C-K-5

Type	Freq	Level	Limit	Margin	Raw	Dist	Condition	Azimuth	Height	Comment	AF	CL	PA
	(Hz)	(dBuV/m)	(dBuV/m)	(dB)	(dBuV)	(m)		(°)	(m)		(dB)	(dB)	(dB)
PK	15.71032G	58.05	74.00	-15.95	43.33	3	Horizontal	323	1.16	-	37.99	11.86	35.13
AV	15.71844G	44.72	54.00	-9.28	30.02	3	Horizontal	323	1.16	-	37.98	11.86	35.14

802.11a_Nss1,(6Mbps)_2TX

5260MHz_TX

31/05/2021

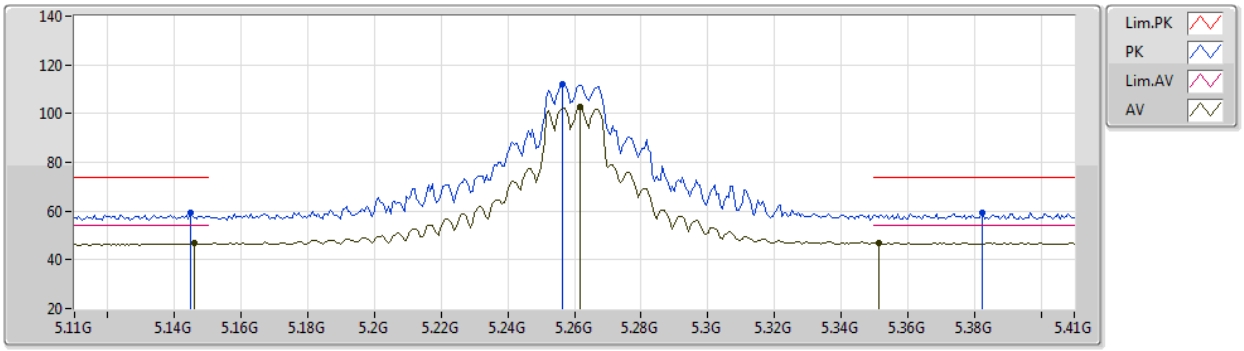

EUT Z_2TX
Setting 24
03-C-K-5-10

Type	Freq	Level	Limit	Margin	Raw	Dist	Condition	Azimuth	Height	Comment	AF	CL	PA
	(Hz)	(dBuV/m)	(dBuV/m)	(dB)	(dBuV)	(m)		(°)	(m)		(dB)	(dB)	(dB)
PK	5.1448G	59.07	74.00	-14.93	53.89	3	Vertical	236	2.59	-	34.08	6.43	35.33
AV	5.146G	46.73	54.00	-7.27	41.55	3	Vertical	236	2.59	-	34.08	6.43	35.33
PK	5.2564G	111.82	Inf	-Inf	106.37	3	Vertical	236	2.59	-	34.23	6.43	35.21
AV	5.2618G	102.54	Inf	-Inf	97.07	3	Vertical	236	2.59	-	34.25	6.43	35.21
PK	5.3824G	59.15	74.00	-14.85	53.20	3	Vertical	236	2.59	-	34.54	6.49	35.08
AV	5.3512G	46.89	54.00	-7.11	40.92	3	Vertical	236	2.59	-	34.60	6.48	35.11

802.11a_Nss1,(6Mbps)_2TX

5260MHz_TX

31/05/2021

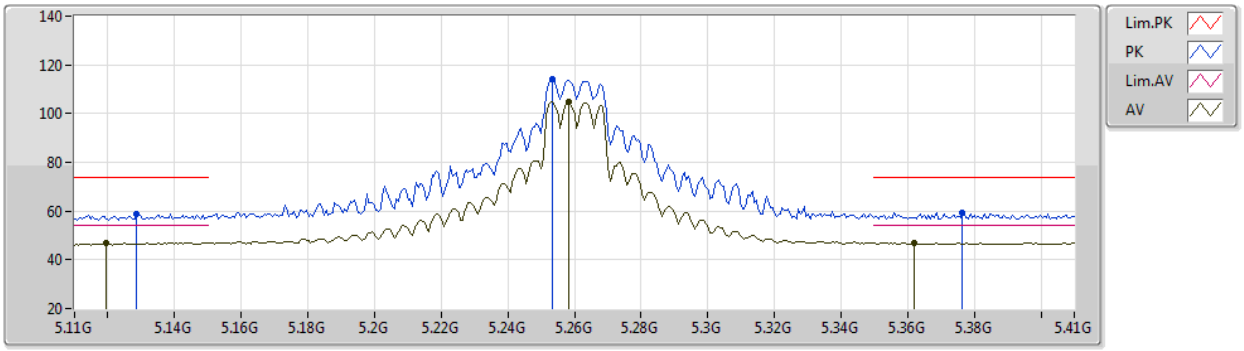

EUT Z_2TX
Setting 24
03-C-K-5-10

Type	Freq	Level	Limit	Margin	Raw	Dist	Condition	Azimuth	Height	Comment	AF	CL	PA
	(Hz)	(dBuV/m)	(dBuV/m)	(dB)	(dBuV)	(m)		(°)	(m)		(dB)	(dB)	(dB)
PK	5.1286G	59.05	74.00	-14.95	53.95	3	Horizontal	350	2.36	-	34.01	6.44	35.35
AV	5.1196G	47.02	54.00	-6.98	41.96	3	Horizontal	350	2.36	-	33.98	6.44	35.36
PK	5.2534G	114.02	Inf	-Inf	108.60	3	Horizontal	350	2.36	-	34.21	6.43	35.22
AV	5.2582G	104.78	Inf	-Inf	99.33	3	Horizontal	350	2.36	-	34.23	6.43	35.21
PK	5.3764G	59.41	74.00	-14.59	53.45	3	Horizontal	350	2.36	-	34.55	6.49	35.08
AV	5.362G	46.84	54.00	-7.16	40.88	3	Horizontal	350	2.36	-	34.58	6.48	35.10

802.11a_Nss1,(6Mbps)_2TX

5260MHz_TX

31/05/2021

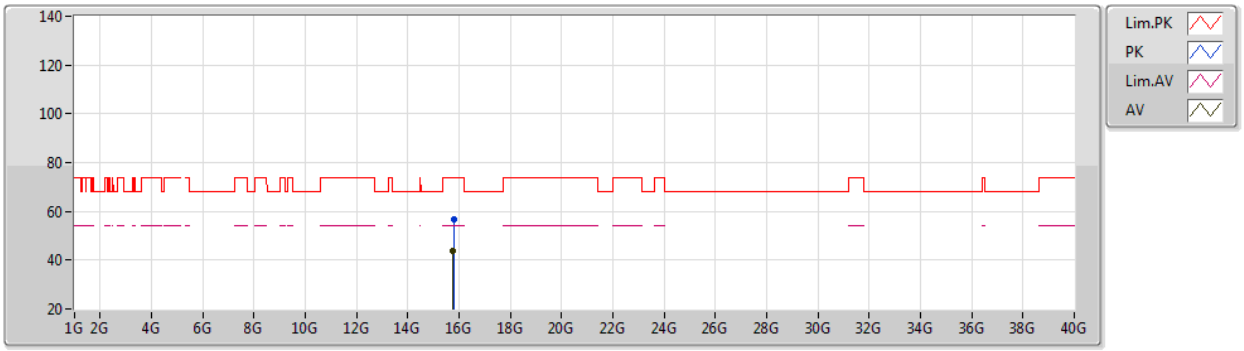

EUT Z_2TX
Setting 24
03-C-K-5

Type	Freq	Level	Limit	Margin	Raw	Dist	Condition	Azimuth	Height	Comment	AF	CL	PA
	(Hz)	(dBuV/m)	(dBuV/m)	(dB)	(dBuV)	(m)		(°)	(m)		(dB)	(dB)	(dB)
PK	15.78944G	56.73	74.00	-17.27	42.12	3	Vertical	203	2.83	-	37.91	11.89	35.19
AV	15.7772G	43.77	54.00	-10.23	29.14	3	Vertical	203	2.83	-	37.92	11.89	35.18

802.11a_Nss1,(6Mbps)_2TX

5260MHz_TX

31/05/2021

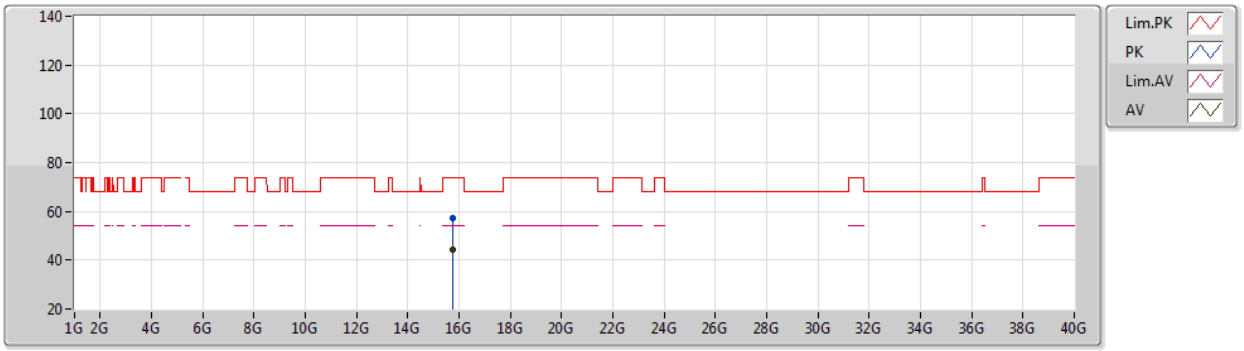

EUT Z_2TX
Setting 24
03-C-K-5

Type	Freq	Level	Limit	Margin	Raw	Dist	Condition	Azimuth	Height	Comment	AF	CL	PA
	(Hz)	(dBuV/m)	(dBuV/m)	(dB)	(dBuV)	(m)		(°)	(m)		(dB)	(dB)	(dB)
PK	15.77G	57.30	74.00	-16.70	42.66	3	Horizontal	345	1.10	-	37.93	11.88	35.17
AV	15.77776G	44.07	54.00	-9.93	29.44	3	Horizontal	345	1.10	-	37.92	11.89	35.18

802.11a_Nss1,(6Mbps)_2TX

5300MHz_TX

31/05/2021

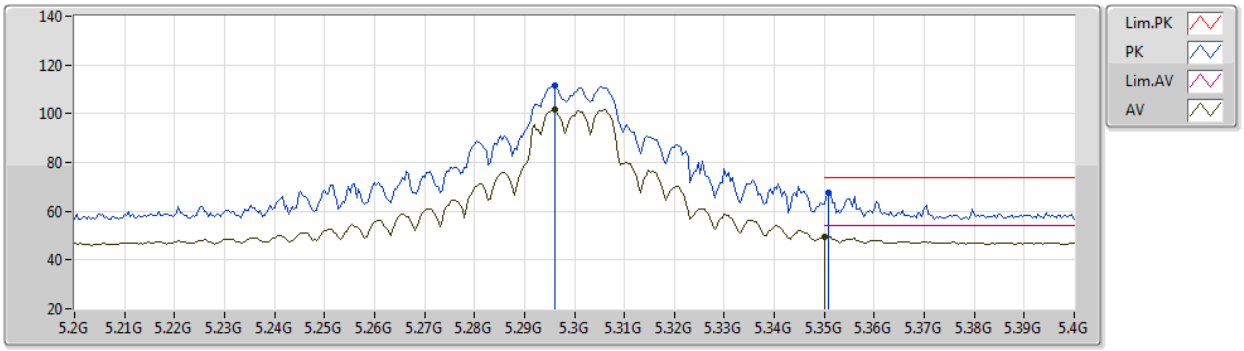

EUT Z_2TX
Setting 24
03-C-K-5-10

Type	Freq	Level	Limit	Margin	Raw	Dist	Condition	Azimuth	Height	Comment	AF	CL	PA
	(Hz)	(dBuV/m)	(dBuV/m)	(dB)	(dBuV)	(m)		(°)	(m)		(dB)	(dB)	(dB)
PK	5.296G	111.48	Inf	-Inf	105.82	3	Vertical	259	2.60	-	34.38	6.45	35.17
AV	5.296G	101.65	Inf	-Inf	95.99	3	Vertical	259	2.60	-	34.38	6.45	35.17
PK	5.3508G	67.55	74.00	-6.45	61.58	3	Vertical	259	2.60	-	34.60	6.48	35.11
AV	5.35G	49.56	54.00	-4.44	43.59	3	Vertical	259	2.60	-	34.60	6.48	35.11

802.11a_Nss1,(6Mbps)_2TX

5300MHz_TX

31/05/2021

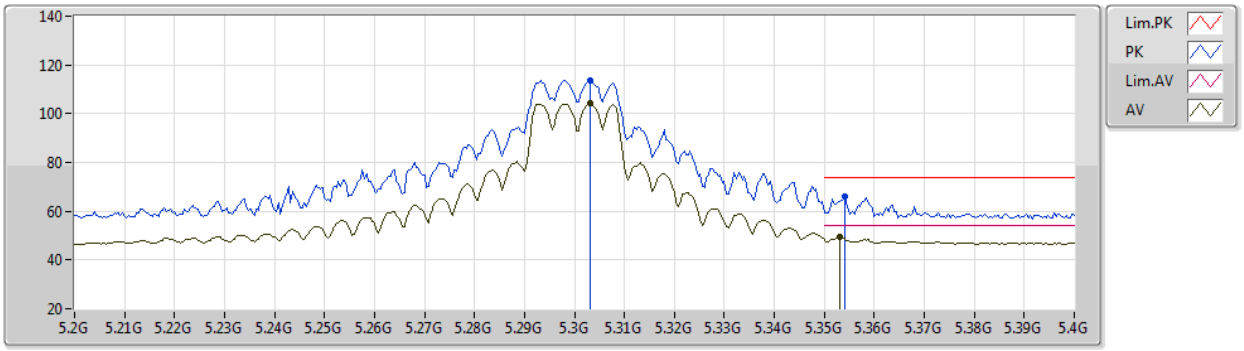

EUT Z_2TX
Setting 24
03-C-K-5-10

Type	Freq	Level	Limit	Margin	Raw	Dist	Condition	Azimuth	Height	Comment	AF	CL	PA
	(Hz)	(dBuV/m)	(dBuV/m)	(dB)	(dBuV)	(m)		(°)	(m)		(dB)	(dB)	(dB)
PK	5.3032G	113.59	Inf	-Inf	107.89	3	Horizontal	350	2.31	-	34.41	6.45	35.16
AV	5.3032G	104.12	Inf	-Inf	98.42	3	Horizontal	350	2.31	-	34.41	6.45	35.16
PK	5.354G	65.87	74.00	-8.13	59.91	3	Horizontal	350	2.31	-	34.59	6.48	35.11
AV	5.3532G	49.58	54.00	-4.42	43.62	3	Horizontal	350	2.31	-	34.59	6.48	35.11

802.11a_Nss1,(6Mbps)_2TX

5300MHz_TX

31/05/2021

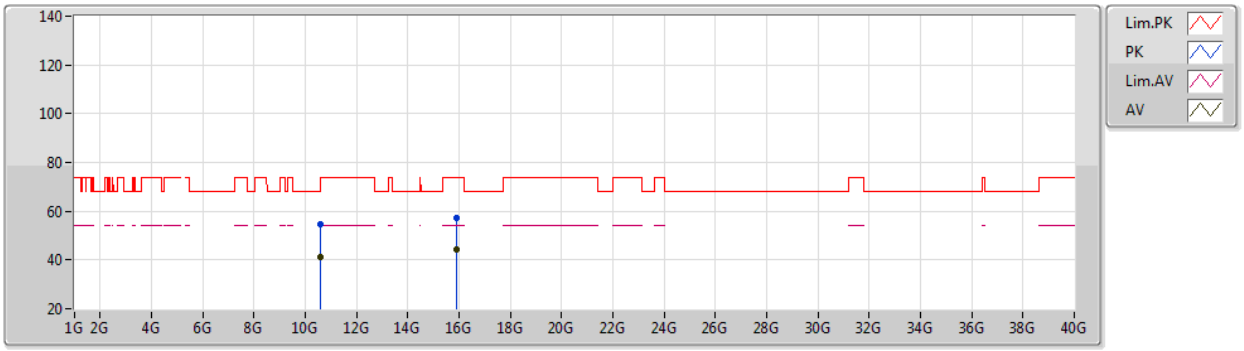

EUT Z_2TX
Setting 24
03-C-K-5

Type	Freq	Level	Limit	Margin	Raw	Dist	Condition	Azimuth	Height	Comment	AF	CL	PA
	(Hz)	(dBuV/m)	(dBuV/m)	(dB)	(dBuV)	(m)		(°)	(m)		(dB)	(dB)	(dB)
PK	10.6068G	54.87	74.00	-19.13	41.52	3	Vertical	225	2.72	-	38.40	9.72	34.77
AV	10.6014G	41.45	54.00	-12.55	28.10	3	Vertical	225	2.72	-	38.40	9.72	34.77
PK	15.8974G	57.25	74.00	-16.75	43.14	3	Vertical	243	1.67	-	37.41	11.95	35.25
AV	15.90976G	44.07	54.00	-9.93	29.97	3	Vertical	243	1.67	-	37.41	11.95	35.26

802.11a_Nss1,(6Mbps)_2TX

5300MHz_TX

31/05/2021

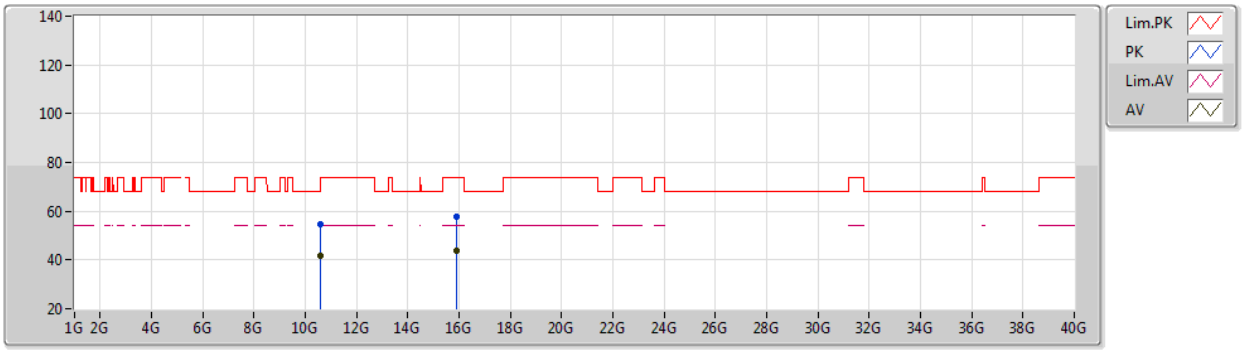

EUT Z_2TX
Setting 24
03-C-K-5

Type	Freq	Level	Limit	Margin	Raw	Dist	Condition	Azimuth	Height	Comment	AF	CL	PA
	(Hz)	(dBuV/m)	(dBuV/m)	(dB)	(dBuV)	(m)		(°)	(m)		(dB)	(dB)	(dB)
PK	10.60096G	54.53	74.00	-19.47	41.19	3	Horizontal	140	2.22	-	38.40	9.72	34.78
AV	10.60108G	41.61	54.00	-12.39	28.27	3	Horizontal	140	2.22	-	38.40	9.72	34.78
PK	15.90192G	57.75	74.00	-16.25	43.66	3	Horizontal	14	2.31	-	37.40	11.95	35.26
AV	15.898G	44.00	54.00	-10.00	29.89	3	Horizontal	14	2.31	-	37.41	11.95	35.25

802.11a_Nss1,(6Mbps)_2TX

5320MHz_TX

31/05/2021

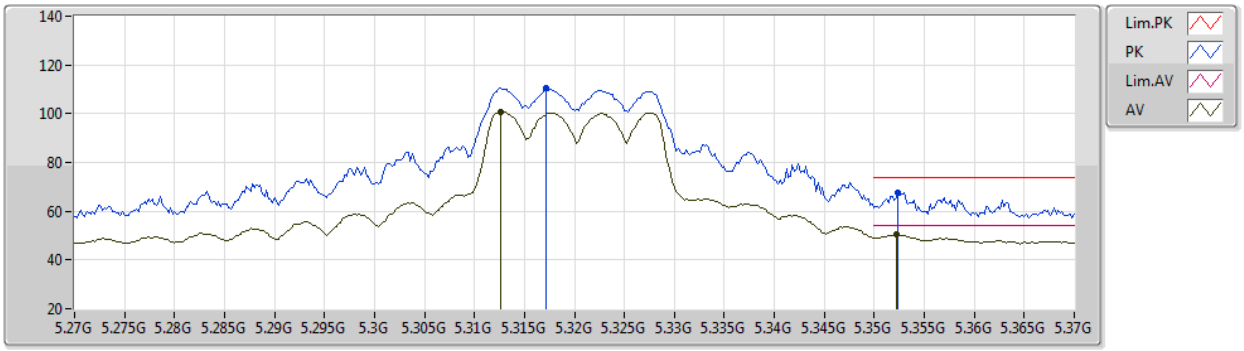

EUT Z_2TX
Setting 20
03-C-K-5-10

Type	Freq	Level	Limit	Margin	Raw	Dist	Condition	Azimuth	Height	Comment	AF	CL	PA
	(Hz)	(dBuV/m)	(dBuV/m)	(dB)	(dBuV)	(m)		(°)	(m)		(dB)	(dB)	(dB)
PK	5.3172G	110.31	Inf	-Inf	104.53	3	Vertical	266	2.48	-	34.47	6.46	35.15
AV	5.3126G	100.93	Inf	-Inf	95.17	3	Vertical	266	2.48	-	34.45	6.46	35.15
PK	5.3524G	67.81	74.00	-6.19	61.84	3	Vertical	266	2.48	-	34.60	6.48	35.11
AV	5.3522G	50.27	54.00	-3.73	44.30	3	Vertical	266	2.48	-	34.60	6.48	35.11

802.11a_Nss1,(6Mbps)_2TX

5320MHz_TX

31/05/2021

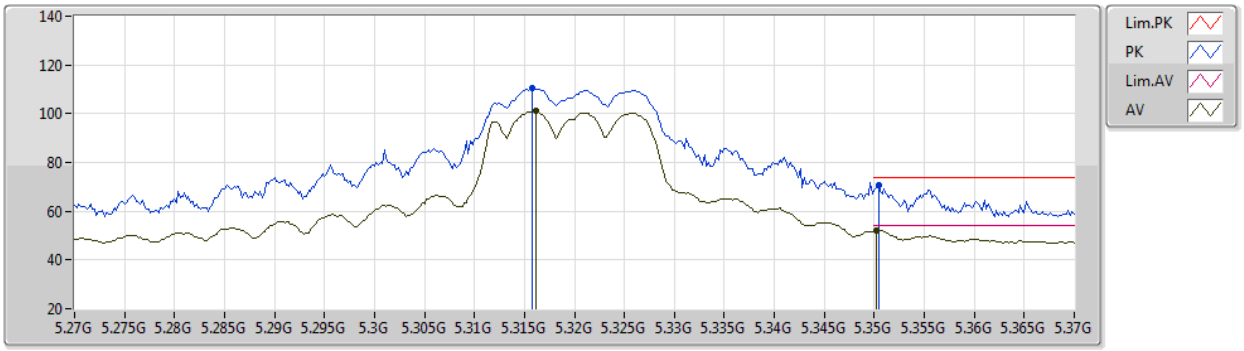

EUT Z_2TX
Setting 20
03-C-K-5-10

Type	Freq	Level	Limit	Margin	Raw	Dist	Condition	Azimuth	Height	Comment	AF	CL	PA
	(Hz)	(dBuV/m)	(dBuV/m)	(dB)	(dBuV)	(m)		(°)	(m)		(dB)	(dB)	(dB)
PK	5.3158G	110.27	Inf	-Inf	104.50	3	Horizontal	350	2.40	-	34.46	6.46	35.15
AV	5.3162G	100.99	Inf	-Inf	95.22	3	Horizontal	350	2.40	-	34.46	6.46	35.15
PK	5.3504G	70.58	74.00	-3.42	64.61	3	Horizontal	350	2.40	-	34.60	6.48	35.11
AV	5.3502G	52.15	54.00	-1.85	46.18	3	Horizontal	350	2.40	-	34.60	6.48	35.11

802.11a_Nss1,(6Mbps)_2TX

5320MHz_TX

31/05/2021

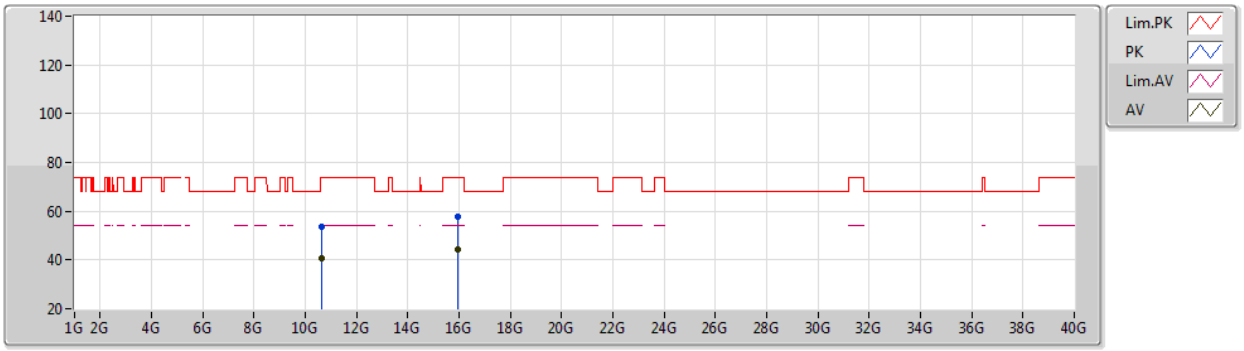

EUT Z_2TX
Setting 20
03-C-K-5

Type	Freq	Level	Limit	Margin	Raw	Dist	Condition	Azimuth	Height	Comment	AF	CL	PA
	(Hz)	(dBuV/m)	(dBuV/m)	(dB)	(dBuV)	(m)		(°)	(m)		(dB)	(dB)	(dB)
PK	10.63564G	53.85	74.00	-20.15	40.47	3	Vertical	63	2.93	-	38.40	9.73	34.75
AV	10.6306G	40.75	54.00	-13.25	27.37	3	Vertical	63	2.93	-	38.40	9.73	34.75
PK	15.96504G	57.77	74.00	-16.23	43.62	3	Vertical	271	1.14	-	37.47	11.98	35.30
AV	15.9626G	44.50	54.00	-9.50	30.36	3	Vertical	271	1.14	-	37.46	11.98	35.30

802.11a_Nss1,(6Mbps)_2TX

5320MHz_TX

31/05/2021

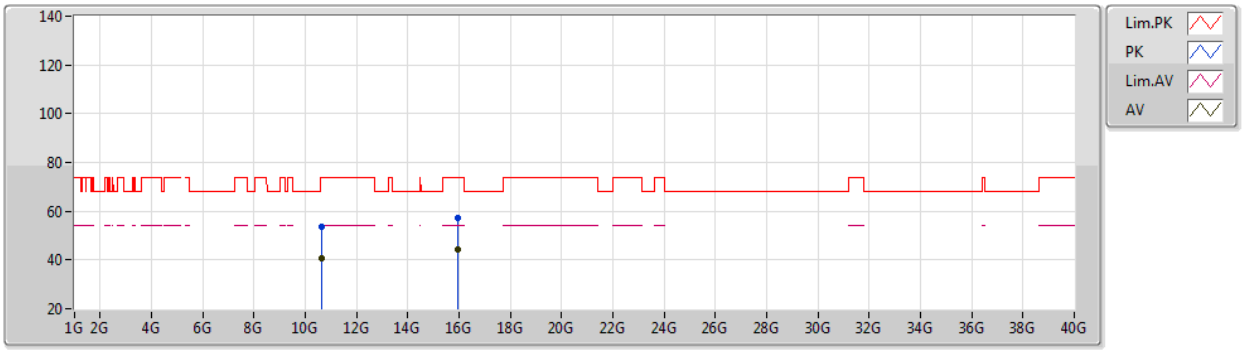

EUT Z_2TX
Setting 20
03-C-K-5

Type	Freq	Level	Limit	Margin	Raw	Dist	Condition	Azimuth	Height	Comment	AF	CL	PA
	(Hz)	(dBuV/m)	(dBuV/m)	(dB)	(dBuV)	(m)		(°)	(m)		(dB)	(dB)	(dB)
PK	10.63896G	53.75	74.00	-20.25	40.37	3	Horizontal	226	1.41	-	38.40	9.73	34.75
AV	10.63244G	40.69	54.00	-13.31	27.31	3	Horizontal	226	1.41	-	38.40	9.73	34.75
PK	15.9678G	57.30	74.00	-16.70	43.15	3	Horizontal	18	1.80	-	37.47	11.98	35.30
AV	15.96136G	44.30	54.00	-9.70	30.16	3	Horizontal	18	1.80	-	37.46	11.98	35.30

802.11a_Nss1,(6Mbps)_2TX

5500MHz_TX

31/05/2021

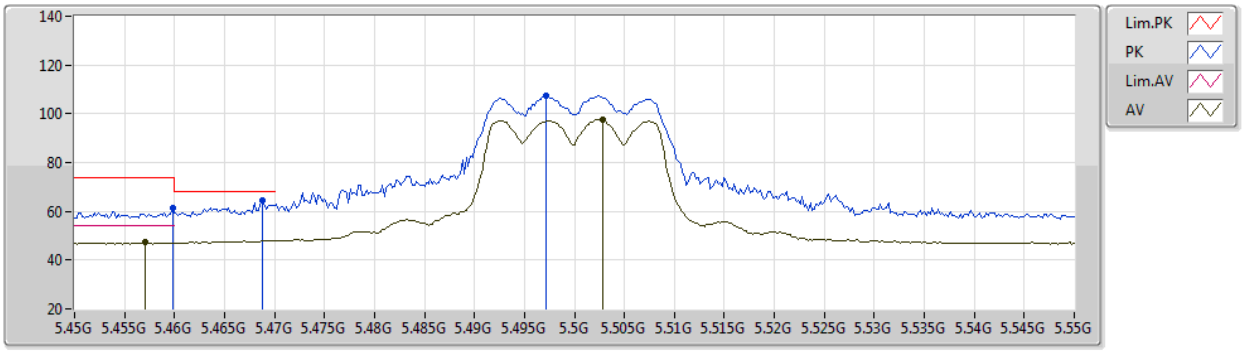

EUT Z_2TX
Setting 17
03-C-K-5-10

Type	Freq	Level	Limit	Margin	Raw	Dist	Condition	Azimuth	Height	Comment	AF	CL	PA
	(Hz)	(dBuV/m)	(dBuV/m)	(dB)	(dBuV)	(m)		(°)	(m)		(dB)	(dB)	(dB)
PK	5.4598G	61.25	74.00	-12.75	54.97	3	Vertical	48	2.17	-	34.68	6.59	34.99
AV	5.457G	47.29	54.00	-6.71	41.01	3	Vertical	48	2.17	-	34.69	6.59	35.00
PK	5.4688G	64.47	68.20	-3.73	58.19	3	Vertical	48	2.17	-	34.66	6.60	34.98
PK	5.4972G	107.34	Inf	-Inf	101.03	3	Vertical	48	2.17	-	34.61	6.65	34.95
AV	5.5028G	97.50	Inf	-Inf	91.20	3	Vertical	48	2.17	-	34.60	6.65	34.95

802.11a_Nss1,(6Mbps)_2TX

5500MHz_TX

31/05/2021

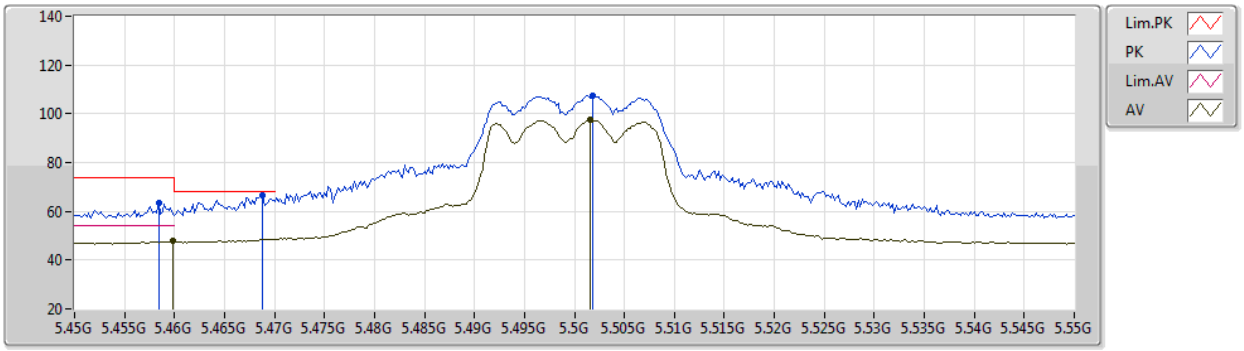

EUT Z_2TX
Setting 17
03-C-K-5-10

Type	Freq	Level	Limit	Margin	Raw	Dist	Condition	Azimuth	Height	Comment	AF	CL	PA
	(Hz)	(dBuV/m)	(dBuV/m)	(dB)	(dBuV)	(m)		(°)	(m)		(dB)	(dB)	(dB)
PK	5.4584G	63.33	74.00	-10.67	57.05	3	Horizontal	39	2.70	-	34.68	6.59	34.99
AV	5.4598G	47.76	54.00	-6.24	41.48	3	Horizontal	39	2.70	-	34.68	6.59	34.99
PK	5.4688G	66.44	68.20	-1.76	60.16	3	Horizontal	39	2.70	-	34.66	6.60	34.98
PK	5.5018G	107.38	Inf	-Inf	101.08	3	Horizontal	39	2.70	-	34.60	6.65	34.95
AV	5.5016G	97.41	Inf	-Inf	91.11	3	Horizontal	39	2.70	-	34.60	6.65	34.95

802.11a_Nss1,(6Mbps)_2TX

5500MHz_TX

31/05/2021

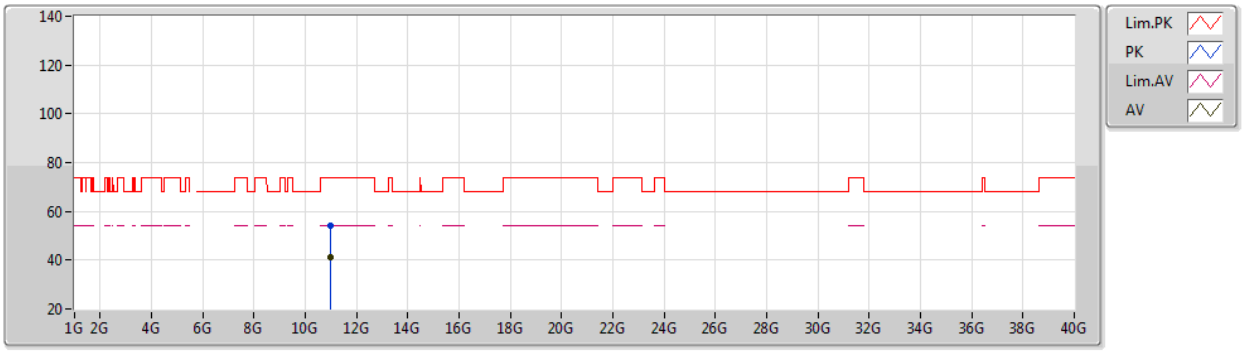

EUT Z_2TX
Setting 17
03-C-K-5

Type	Freq	Level	Limit	Margin	Raw	Dist	Condition	Azimuth	Height	Comment	AF	CL	PA
	(Hz)	(dBuV/m)	(dBuV/m)	(dB)	(dBuV)	(m)		(°)	(m)		(dB)	(dB)	(dB)
PK	11.00104G	54.29	74.00	-19.71	40.37	3	Vertical	251	2.18	-	38.60	9.80	34.48
AV	10.99788G	41.39	54.00	-12.61	27.47	3	Vertical	251	2.18	-	38.60	9.80	34.48

802.11a_Nss1,(6Mbps)_2TX

5500MHz_TX

31/05/2021

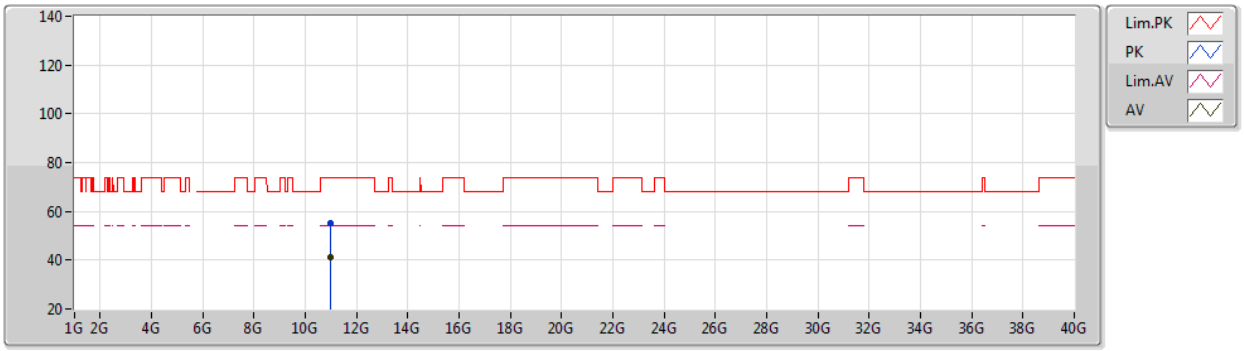

EUT Z_2TX
Setting 17
03-C-K-5

Type	Freq	Level	Limit	Margin	Raw	Dist	Condition	Azimuth	Height	Comment	AF	CL	PA
	(Hz)	(dBuV/m)	(dBuV/m)	(dB)	(dBuV)	(m)		(°)	(m)		(dB)	(dB)	(dB)
PK	11.00072G	55.14	74.00	-18.86	41.22	3	Horizontal	108	1.63	-	38.60	9.80	34.48
AV	10.99776G	41.39	54.00	-12.61	27.47	3	Horizontal	108	1.63	-	38.60	9.80	34.48

802.11a_Nss1,(6Mbps)_2TX

5580MHz_TX

31/05/2021

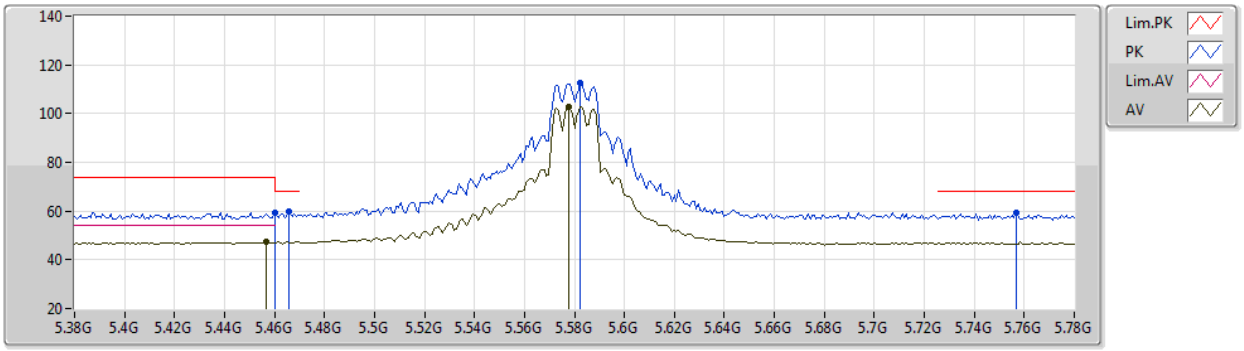

EUT Z_2TX
Setting 24
03-C-K-5-10

Type	Freq	Level	Limit	Margin	Raw	Dist	Condition	Azimuth	Height	Comment	AF	CL	PA
	(Hz)	(dBuV/m)	(dBuV/m)	(dB)	(dBuV)	(m)		(°)	(m)		(dB)	(dB)	(dB)
PK	5.46G	59.46	74.00	-14.54	53.18	3	Vertical	253	2.22	-	34.68	6.59	34.99
AV	5.4568G	47.19	54.00	-6.81	40.91	3	Vertical	253	2.22	-	34.69	6.59	35.00
PK	5.4656G	59.97	68.20	-8.23	53.69	3	Vertical	253	2.22	-	34.67	6.60	34.99
PK	5.5824G	112.40	Inf	-Inf	106.11	3	Vertical	253	2.22	-	34.47	6.77	34.95
AV	5.5776G	102.81	Inf	-Inf	96.50	3	Vertical	253	2.22	-	34.49	6.77	34.95
PK	5.7568G	59.35	68.20	-8.85	53.00	3	Vertical	253	2.22	-	34.40	6.88	34.93

802.11a_Nss1,(6Mbps)_2TX

5580MHz_TX

31/05/2021

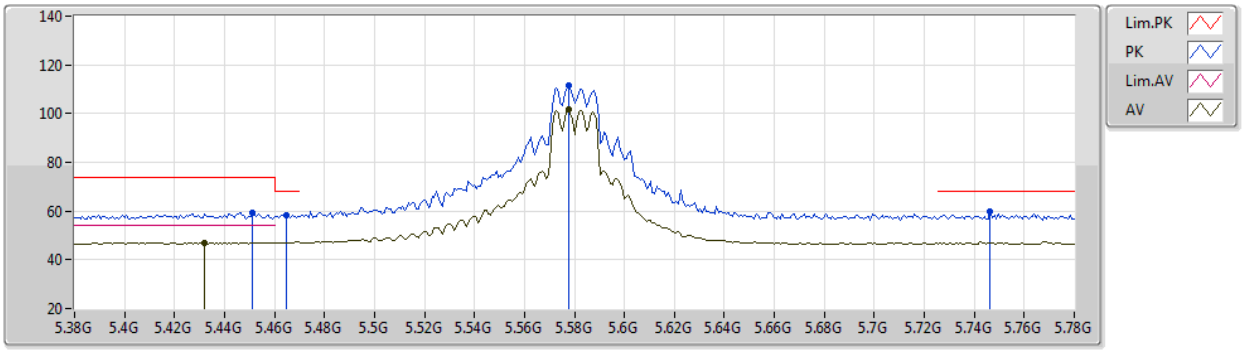

EUT Z_2TX
Setting 24
03-C-K-5-10

Type	Freq	Level	Limit	Margin	Raw	Dist	Condition	Azimuth	Height	Comment	AF	CL	PA
	(Hz)	(dBuV/m)	(dBuV/m)	(dB)	(dBuV)	(m)		(°)	(m)		(dB)	(dB)	(dB)
PK	5.4512G	59.49	74.00	-14.51	53.21	3	Horizontal	271	1.00	-	34.70	6.58	35.00
AV	5.432G	47.09	54.00	-6.91	40.93	3	Horizontal	271	1.00	-	34.63	6.55	35.02
PK	5.4648G	58.50	68.20	-9.70	52.22	3	Horizontal	271	1.00	-	34.67	6.60	34.99
PK	5.5776G	111.57	Inf	-Inf	105.26	3	Horizontal	271	1.00	-	34.49	6.77	34.95
AV	5.5776G	101.70	Inf	-Inf	95.39	3	Horizontal	271	1.00	-	34.49	6.77	34.95
PK	5.7464G	59.62	68.20	-8.58	53.29	3	Horizontal	271	1.00	-	34.40	6.87	34.94

802.11a_Nss1,(6Mbps)_2TX

5580MHz_TX

31/05/2021

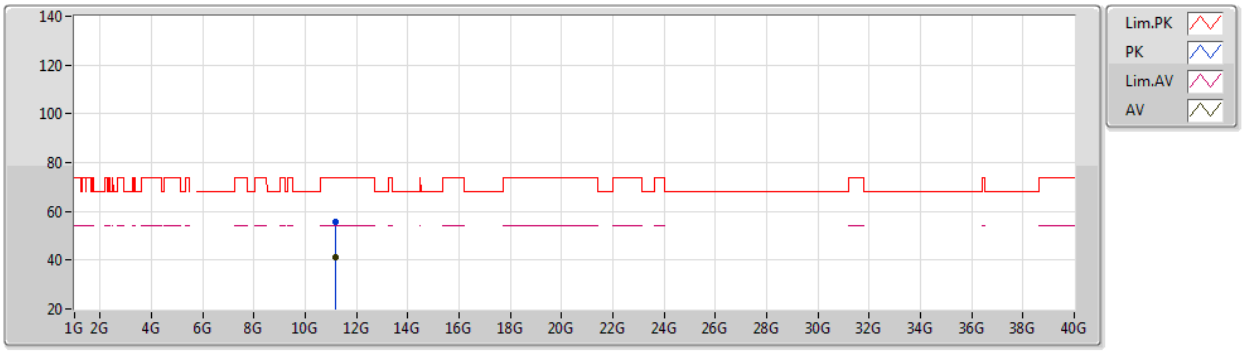

EUT Z_2TX
Setting 24
03-C-K-5

Type	Freq	Level	Limit	Margin	Raw	Dist	Condition	Azimuth	Height	Comment	AF	CL	PA
	(Hz)	(dBuV/m)	(dBuV/m)	(dB)	(dBuV)	(m)		(°)	(m)		(dB)	(dB)	(dB)
PK	11.15996G	55.61	74.00	-18.39	41.55	3	Vertical	0	1.30	-	38.76	9.83	34.53
AV	11.16968G	41.23	54.00	-12.77	27.17	3	Vertical	0	1.30	-	38.77	9.83	34.54

802.11a_Nss1,(6Mbps)_2TX

5580MHz_TX

31/05/2021

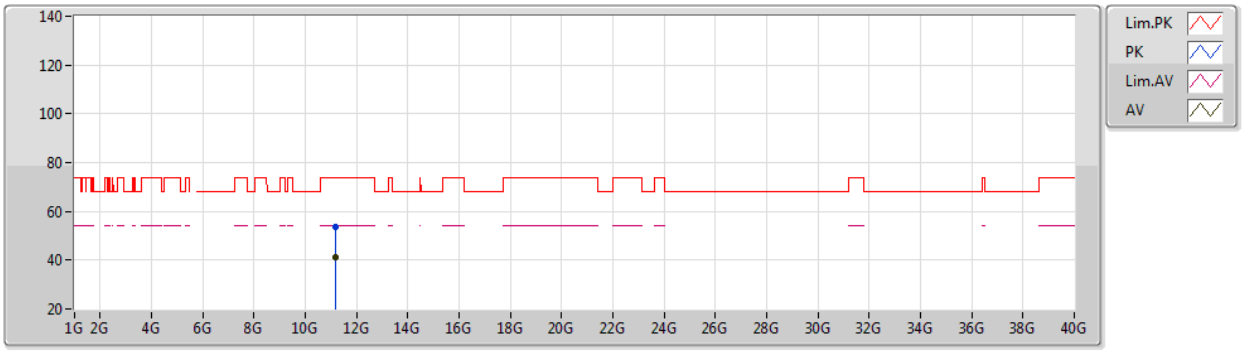

EUT Z_2TX
Setting 24
03-C-K-5

Type	Freq	Level	Limit	Margin	Raw	Dist	Condition	Azimuth	Height	Comment	AF	CL	PA
	(Hz)	(dBuV/m)	(dBuV/m)	(dB)	(dBuV)	(m)		(°)	(m)		(dB)	(dB)	(dB)
PK	11.1688G	53.65	74.00	-20.35	39.59	3	Horizontal	347	1.20	-	38.77	9.83	34.54
AV	11.16888G	41.19	54.00	-12.81	27.13	3	Horizontal	347	1.20	-	38.77	9.83	34.54

802.11a_Nss1,(6Mbps)_2TX

5700MHz_TX

31/05/2021

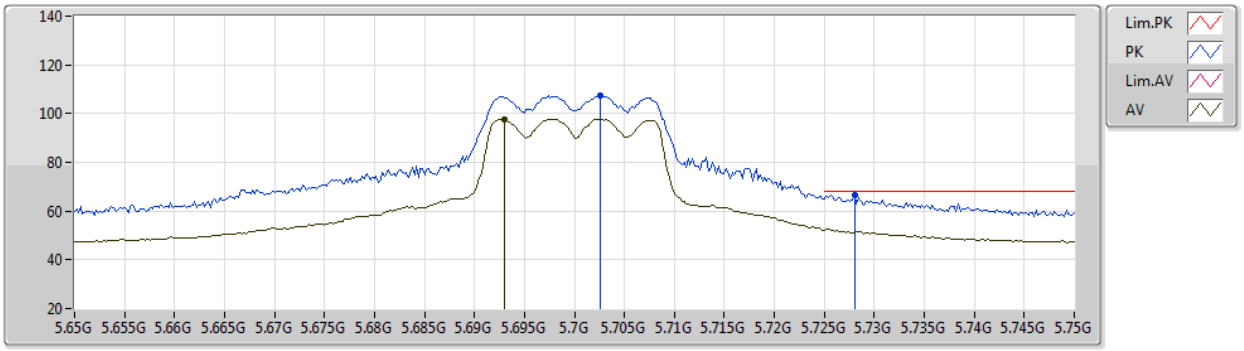

EUT Z_2TX
Setting 19
03-C-K-5-10

Type	Freq	Level	Limit	Margin	Raw	Dist	Condition	Azimuth	Height	Comment	AF	CL	PA
	(Hz)	(dBuV/m)	(dBuV/m)	(dB)	(dBuV)	(m)		(°)	(m)		(dB)	(dB)	(dB)
PK	5.7026G	107.23	Inf	-Inf	100.92	3	Vertical	54	2.36	-	34.40	6.85	34.94
AV	5.693G	97.82	Inf	-Inf	91.51	3	Vertical	54	2.36	-	34.40	6.85	34.94
PK	5.728G	66.40	68.20	-1.80	60.08	3	Vertical	54	2.36	-	34.40	6.86	34.94

802.11a_Nss1,(6Mbps)_2TX

5700MHz_TX

31/05/2021

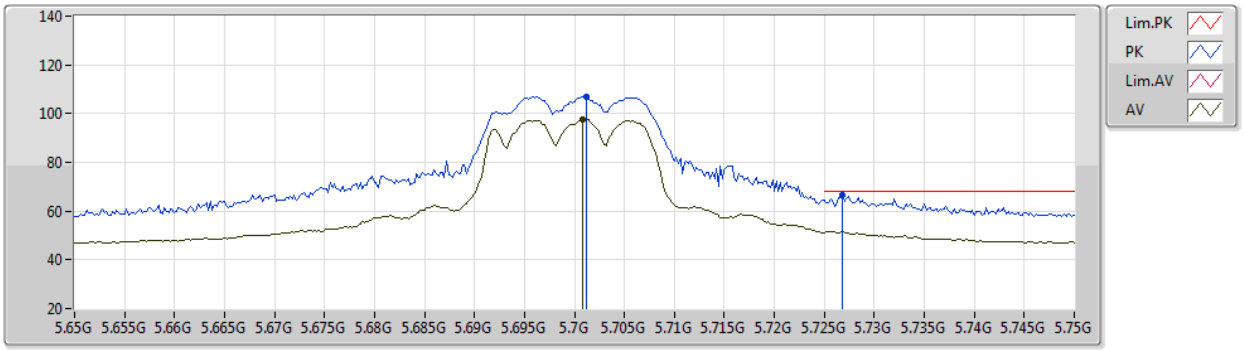

EUT Z_2TX
Setting 19
03-C-K-5-10

Type	Freq	Level	Limit	Margin	Raw	Dist	Condition	Azimuth	Height	Comment	AF	CL	PA
	(Hz)	(dBuV/m)	(dBuV/m)	(dB)	(dBuV)	(m)		(°)	(m)		(dB)	(dB)	(dB)
PK	5.7012G	107.05	Inf	-Inf	100.74	3	Horizontal	24	2.62	-	34.40	6.85	34.94
AV	5.7008G	97.74	Inf	-Inf	91.43	3	Horizontal	24	2.62	-	34.40	6.85	34.94
PK	5.7268G	66.32	68.20	-1.88	60.00	3	Horizontal	24	2.62	-	34.40	6.86	34.94

802.11a_Nss1,(6Mbps)_2TX

5700MHz_TX

31/05/2021

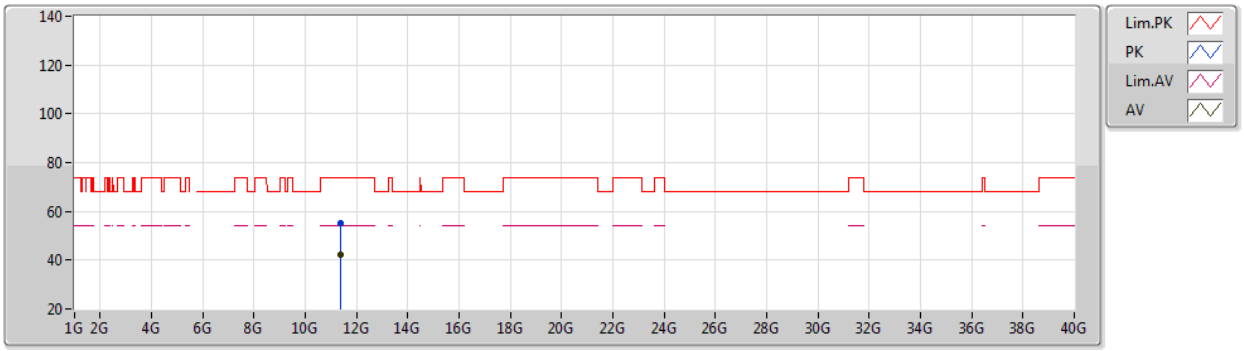

EUT Z_2TX
Setting 19
03-C-K-5

Type	Freq	Level	Limit	Margin	Raw	Dist	Condition	Azimuth	Height	Comment	AF	CL	PA
	(Hz)	(dBuV/m)	(dBuV/m)	(dB)	(dBuV)	(m)		(°)	(m)		(dB)	(dB)	(dB)
PK	11.39532G	54.93	74.00	-19.07	40.67	3	Vertical	37	1.56	-	38.99	9.88	34.61
AV	11.39876G	42.10	54.00	-11.90	27.84	3	Vertical	37	1.56	-	39.00	9.88	34.62

802.11a_Nss1,(6Mbps)_2TX

5700MHz_TX

31/05/2021

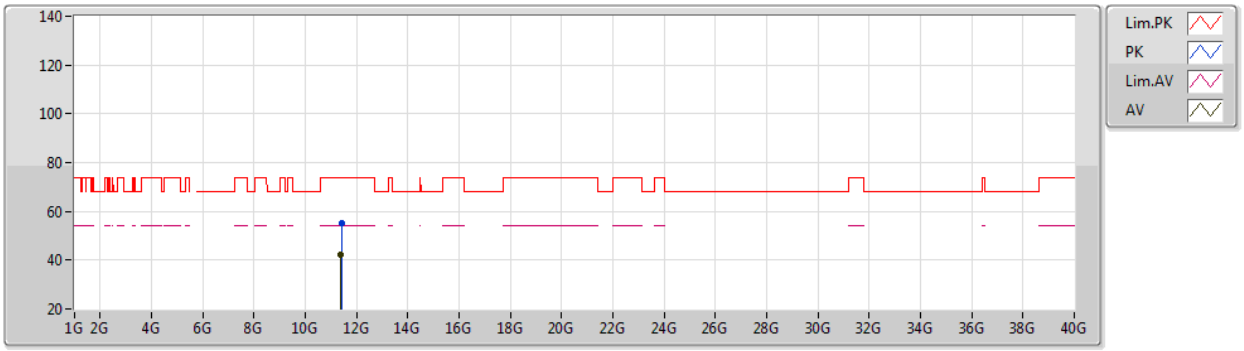

EUT Z_2TX
Setting 19
03-C-K-5

Type	Freq	Level	Limit	Margin	Raw	Dist	Condition	Azimuth	Height	Comment	AF	CL	PA
	(Hz)	(dBuV/m)	(dBuV/m)	(dB)	(dBuV)	(m)		(°)	(m)		(dB)	(dB)	(dB)
PK	11.40764G	55.24	74.00	-18.76	40.96	3	Horizontal	172	2.65	-	39.02	9.88	34.62
AV	11.39484G	42.18	54.00	-11.82	27.92	3	Horizontal	172	2.65	-	38.99	9.88	34.61

802.11a_Nss1,(6Mbps)_2TX

5745MHz_TX

31/05/2021

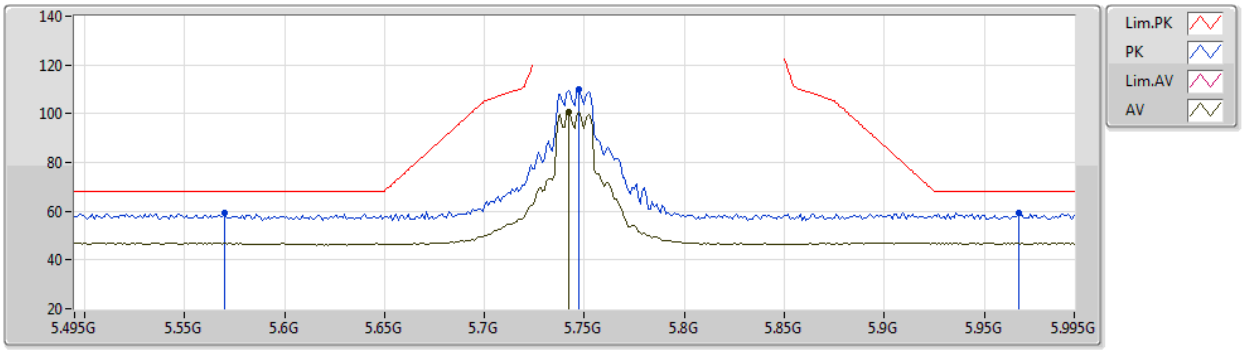

EUT Z_2TX
Setting 24
03-C-K-5-10

Type	Freq	Level	Limit	Margin	Raw	Dist	Condition	Azimuth	Height	Comment	AF	CL	PA
	(Hz)	(dBuV/m)	(dBuV/m)	(dB)	(dBuV)	(m)		(°)	(m)		(dB)	(dB)	(dB)
PK	5.57G	59.29	68.20	-8.91	52.97	3	Vertical	360	1.07	-	34.52	6.75	34.95
PK	5.747G	110.01	Inf	-Inf	103.68	3	Vertical	360	1.07	-	34.40	6.87	34.94
AV	5.742G	100.44	Inf	-Inf	94.11	3	Vertical	360	1.07	-	34.40	6.87	34.94
PK	5.967G	59.55	68.20	-8.65	52.86	3	Vertical	360	1.07	-	34.63	6.98	34.92

802.11a_Nss1,(6Mbps)_2TX

5745MHz_TX

31/05/2021

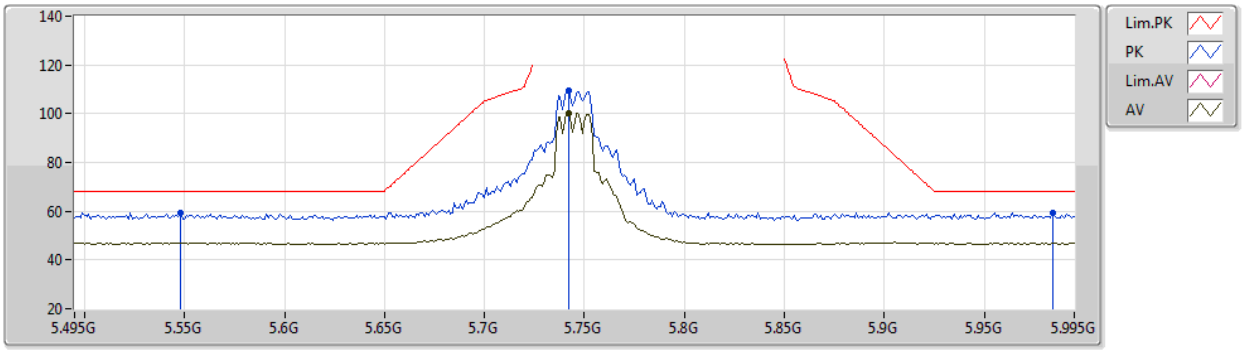

EUT Z_2TX
Setting 24
03-C-K-5-10

Type	Freq	Level	Limit	Margin	Raw	Dist	Condition	Azimuth	Height	Comment	AF	CL	PA
	(Hz)	(dBuV/m)	(dBuV/m)	(dB)	(dBuV)	(m)		(°)	(m)		(dB)	(dB)	(dB)
PK	5.548G	59.54	68.20	-8.66	53.17	3	Horizontal	264	1.00	-	34.60	6.72	34.95
PK	5.742G	109.43	Inf	-Inf	103.10	3	Horizontal	264	1.00	-	34.40	6.87	34.94
AV	5.742G	100.35	Inf	-Inf	94.02	3	Horizontal	264	1.00	-	34.40	6.87	34.94
PK	5.984G	59.30	68.20	-8.90	52.56	3	Horizontal	264	1.00	-	34.67	6.99	34.92

802.11a_Nss1,(6Mbps)_2TX

5745MHz_TX

31/05/2021

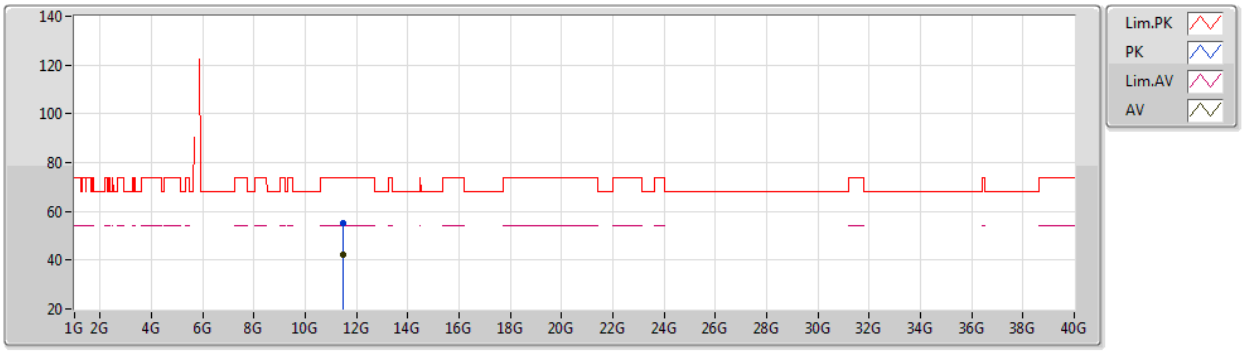

EUT Z_2TX
Setting 24
03-C-K-5

Type	Freq	Level	Limit	Margin	Raw	Dist	Condition	Azimuth	Height	Comment	AF	CL	PA
	(Hz)	(dBuV/m)	(dBuV/m)	(dB)	(dBuV)	(m)		(°)	(m)		(dB)	(dB)	(dB)
PK	11.49744G	55.33	74.00	-18.67	40.89	3	Vertical	0	1.80	-	39.19	9.90	34.65
AV	11.49572G	42.01	54.00	-11.99	27.57	3	Vertical	0	1.80	-	39.19	9.90	34.65

802.11a_Nss1,(6Mbps)_2TX

5745MHz_TX

31/05/2021

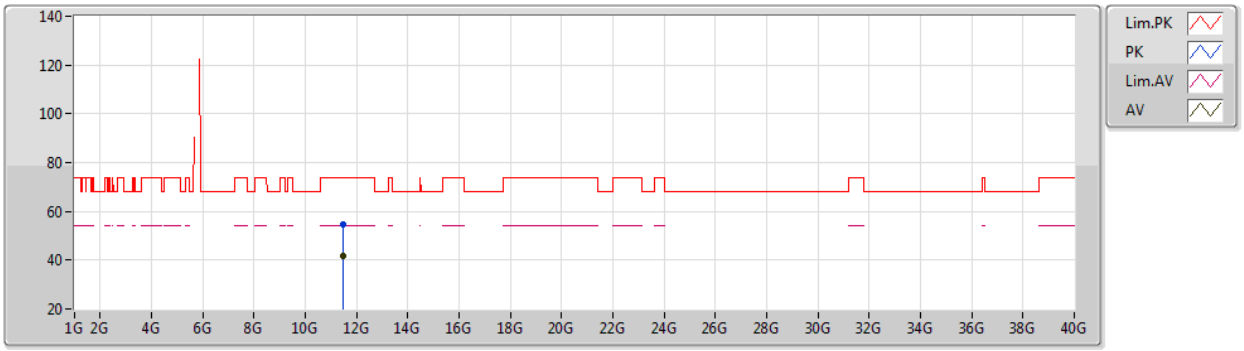

EUT Z_2TX
Setting 24
03-C-K-5

Type	Freq	Level	Limit	Margin	Raw	Dist	Condition	Azimuth	Height	Comment	AF	CL	PA
	(Hz)	(dBuV/m)	(dBuV/m)	(dB)	(dBuV)	(m)		(°)	(m)		(dB)	(dB)	(dB)
PK	11.4844G	54.54	74.00	-19.46	40.11	3	Horizontal	255	2.22	-	39.17	9.90	34.64
AV	11.49456G	41.86	54.00	-12.14	27.42	3	Horizontal	255	2.22	-	39.19	9.90	34.65

802.11a_Nss1,(6Mbps)_2TX

5785MHz_TX

31/05/2021

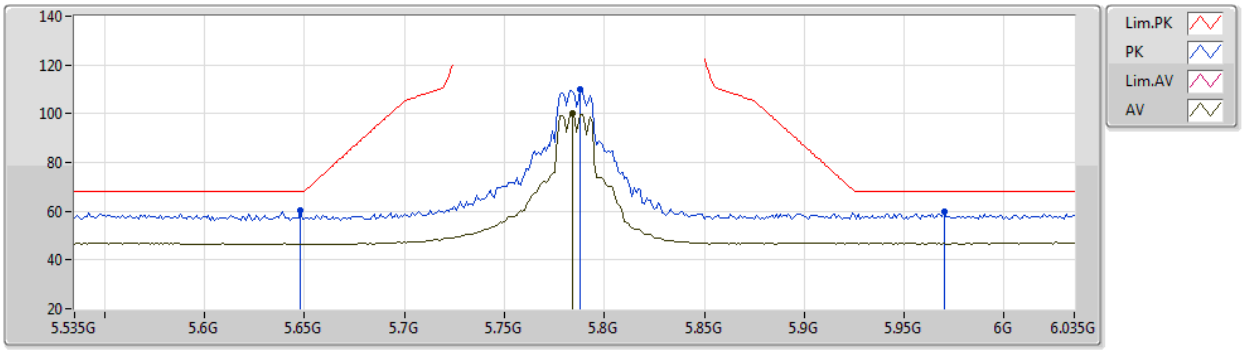

EUT Z_2TX
Setting 24
03-C-K-5-10

Type	Freq	Level	Limit	Margin	Raw	Dist	Condition	Azimuth	Height	Comment	AF	CL	PA
	(Hz)	(dBuV/m)	(dBuV/m)	(dB)	(dBuV)	(m)		(°)	(m)		(dB)	(dB)	(dB)
PK	5.648G	60.33	68.20	-7.87	54.05	3	Vertical	68	2.25	-	34.40	6.82	34.94
PK	5.788G	109.94	Inf	-Inf	103.58	3	Vertical	68	2.25	-	34.40	6.89	34.93
AV	5.784G	99.92	Inf	-Inf	93.56	3	Vertical	68	2.25	-	34.40	6.89	34.93
PK	5.97G	59.83	68.20	-8.37	53.12	3	Vertical	68	2.25	-	34.64	6.99	34.92

802.11a_Nss1,(6Mbps)_2TX

5785MHz_TX

31/05/2021

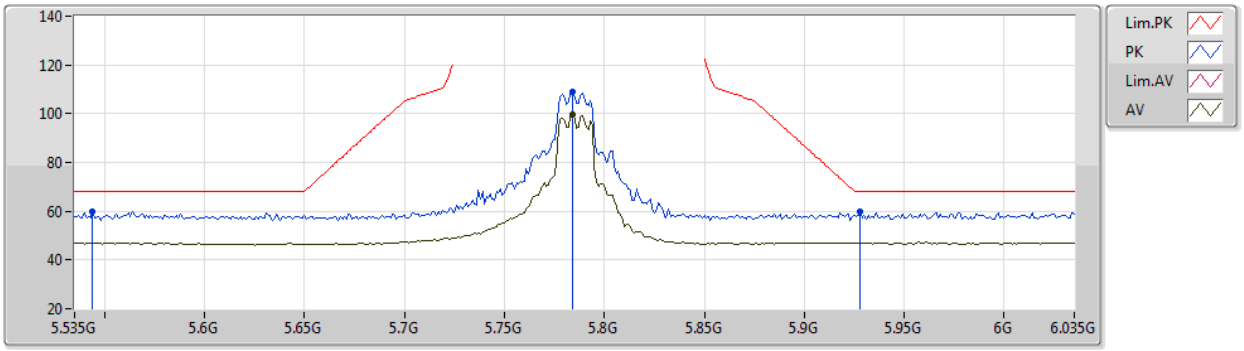

EUT Z_2TX
Setting 24
03-C-K-5-10

Type	Freq	Level	Limit	Margin	Raw	Dist	Condition	Azimuth	Height	Comment	AF	CL	PA
	(Hz)	(dBuV/m)	(dBuV/m)	(dB)	(dBuV)	(m)		(°)	(m)		(dB)	(dB)	(dB)
PK	5.544G	60.08	68.20	-8.12	53.71	3	Horizontal	265	1.00	-	34.60	6.72	34.95
PK	5.784G	109.13	Inf	-Inf	102.77	3	Horizontal	265	1.00	-	34.40	6.89	34.93
AV	5.784G	99.41	Inf	-Inf	93.05	3	Horizontal	265	1.00	-	34.40	6.89	34.93
PK	5.928G	60.00	68.20	-8.20	53.32	3	Horizontal	265	1.00	-	34.64	6.96	34.92

802.11a_Nss1,(6Mbps)_2TX

5785MHz_TX

31/05/2021

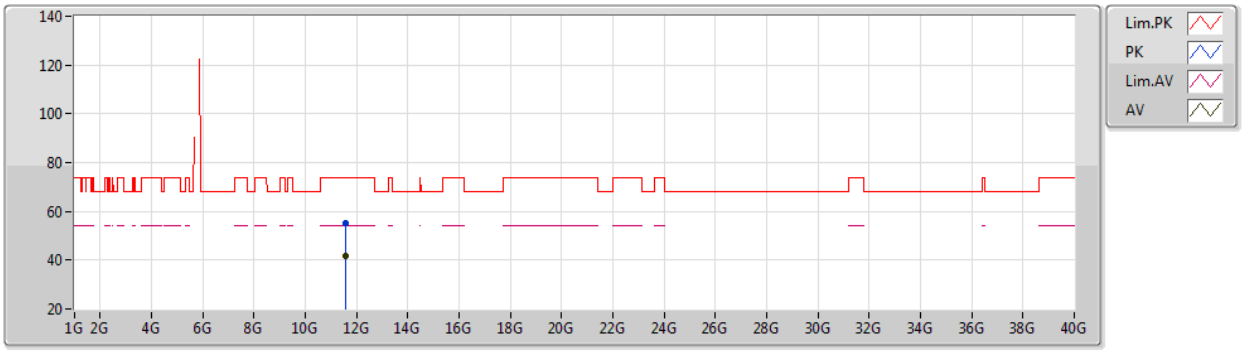

EUT Z_2TX
Setting 24
03-C-K-5

Type	Freq	Level	Limit	Margin	Raw	Dist	Condition	Azimuth	Height	Comment	AF	CL	PA
	(Hz)	(dBuV/m)	(dBuV/m)	(dB)	(dBuV)	(m)		(°)	(m)		(dB)	(dB)	(dB)
PK	11.56848G	55.18	74.00	-18.82	40.47	3	Vertical	168	1.17	-	39.47	9.91	34.67
AV	11.56348G	41.77	54.00	-12.23	27.08	3	Vertical	168	1.17	-	39.45	9.91	34.67

802.11a_Nss1,(6Mbps)_2TX

5785MHz_TX

31/05/2021

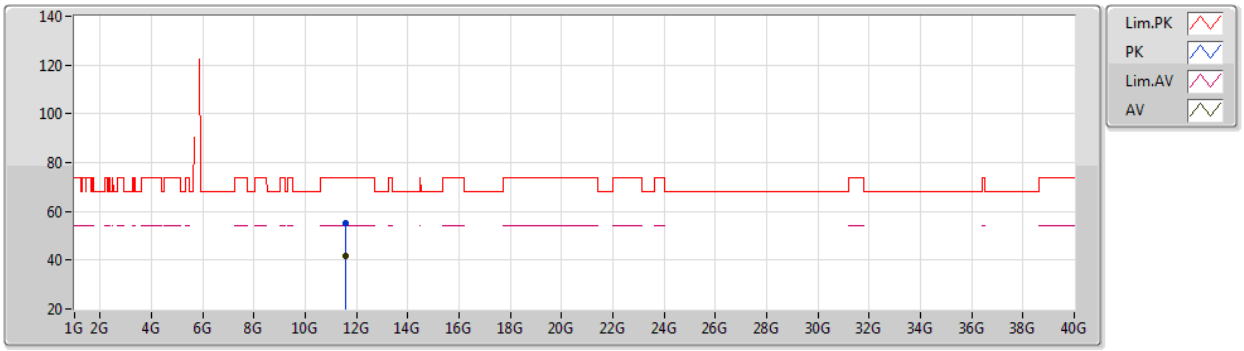

EUT Z_2TX
Setting 24
03-C-K-5

Type	Freq	Level	Limit	Margin	Raw	Dist	Condition	Azimuth	Height	Comment	AF	CL	PA
	(Hz)	(dBuV/m)	(dBuV/m)	(dB)	(dBuV)	(m)		(°)	(m)		(dB)	(dB)	(dB)
PK	11.57236G	54.92	74.00	-19.08	40.19	3	Horizontal	337	1.25	-	39.49	9.91	34.67
AV	11.5656G	41.90	54.00	-12.10	27.20	3	Horizontal	337	1.25	-	39.46	9.91	34.67

802.11a_Nss1,(6Mbps)_2TX

5825MHz_TX

31/05/2021

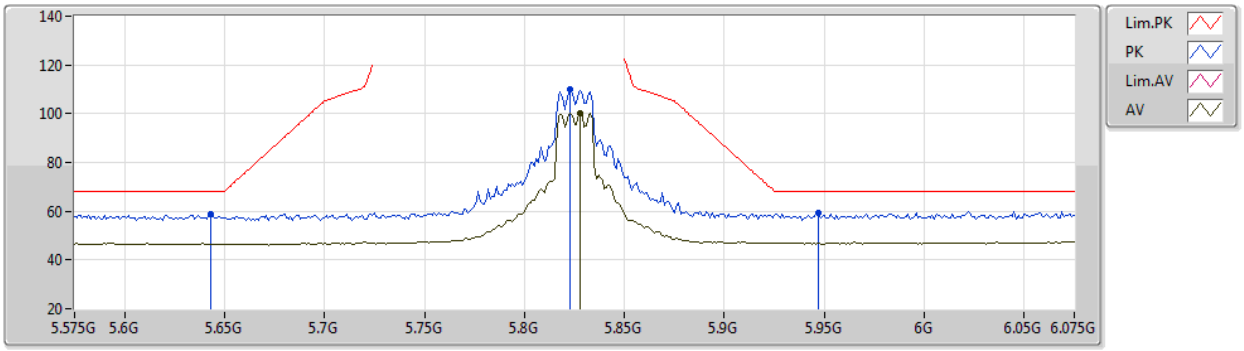

EUT Z_2TX
Setting 24
03-C-K-5-10

Type	Freq	Level	Limit	Margin	Raw	Dist	Condition	Azimuth	Height	Comment	AF	CL	PA
	(Hz)	(dBuV/m)	(dBuV/m)	(dB)	(dBuV)	(m)		(°)	(m)		(dB)	(dB)	(dB)
PK	5.643G	58.91	68.20	-9.29	52.63	3	Vertical	340	1.02	-	34.40	6.82	34.94
PK	5.823G	109.97	Inf	-Inf	103.59	3	Vertical	340	1.02	-	34.40	6.91	34.93
AV	5.828G	100.38	Inf	-Inf	94.00	3	Vertical	340	1.02	-	34.40	6.91	34.93
PK	5.947G	59.15	68.20	-9.05	52.49	3	Vertical	340	1.02	-	34.61	6.97	34.92

802.11a_Nss1,(6Mbps)_2TX

5825MHz_TX

31/05/2021

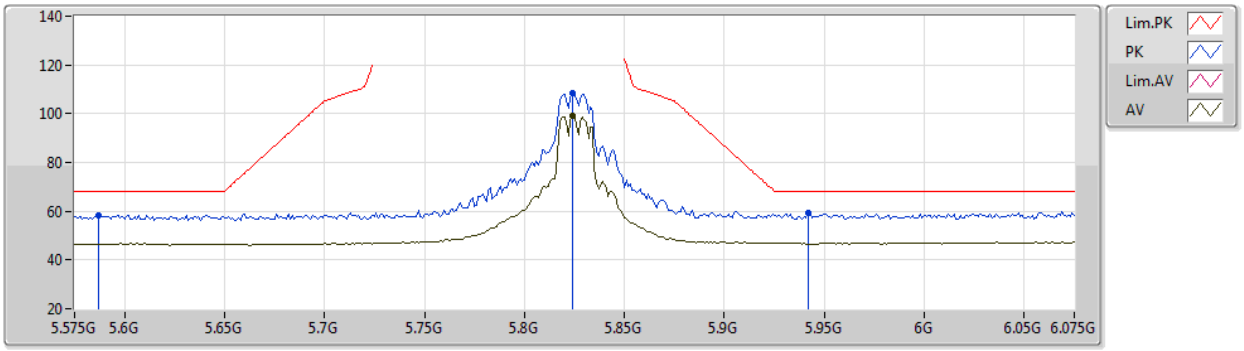

EUT Z_2TX
Setting 24
03-C-K-5-10

Type	Freq	Level	Limit	Margin	Raw	Dist	Condition	Azimuth	Height	Comment	AF	CL	PA
	(Hz)	(dBuV/m)	(dBuV/m)	(dB)	(dBuV)	(m)		(°)	(m)		(dB)	(dB)	(dB)
PK	5.587G	58.48	68.20	-9.72	52.19	3	Horizontal	258	1.00	-	34.45	6.78	34.94
PK	5.824G	108.34	Inf	-Inf	101.96	3	Horizontal	258	1.00	-	34.40	6.91	34.93
AV	5.824G	99.17	Inf	-Inf	92.79	3	Horizontal	258	1.00	-	34.40	6.91	34.93
PK	5.942G	59.10	68.20	-9.10	52.43	3	Horizontal	258	1.00	-	34.62	6.97	34.92

802.11a_Nss1,(6Mbps)_2TX

5825MHz_TX

31/05/2021

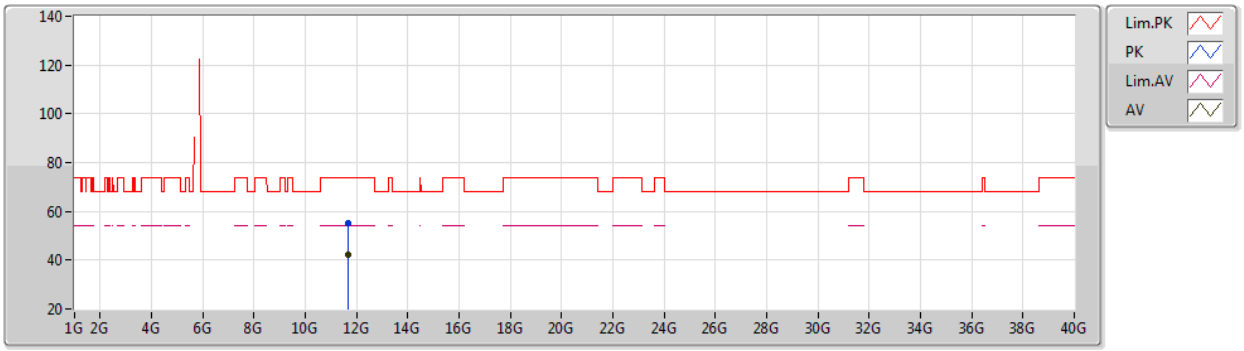

EUT Z_2TX
Setting 24
03-C-K-5

Type	Freq	Level	Limit	Margin	Raw	Dist	Condition	Azimuth	Height	Comment	AF	CL	PA
	(Hz)	(dBuV/m)	(dBuV/m)	(dB)	(dBuV)	(m)		(°)	(m)		(dB)	(dB)	(dB)
PK	11.65268G	55.33	74.00	-18.67	40.49	3	Vertical	0	1.08	-	39.60	9.93	34.69
AV	11.65744G	42.07	54.00	-11.93	27.23	3	Vertical	0	1.08	-	39.60	9.93	34.69

802.11a_Nss1,(6Mbps)_2TX

5825MHz_TX

31/05/2021

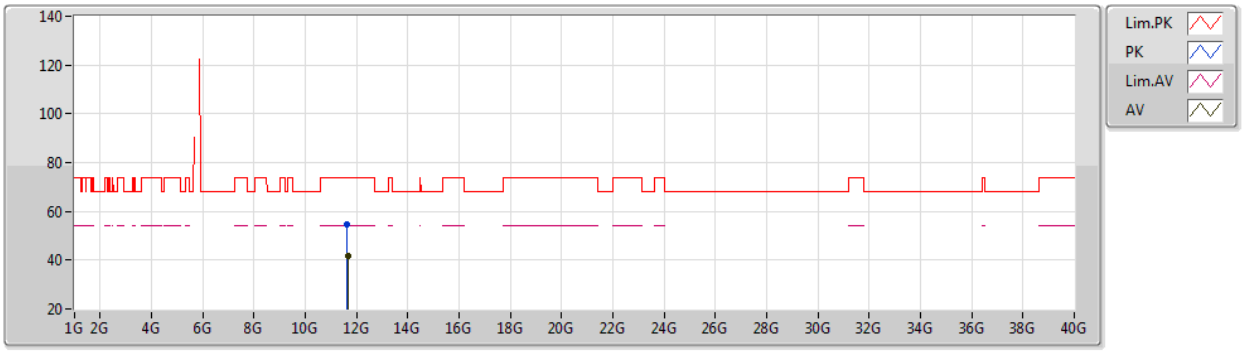

EUT Z_2TX
Setting 24
03-C-K-5

Type	Freq	Level	Limit	Margin	Raw	Dist	Condition	Azimuth	Height	Comment	AF	CL	PA
	(Hz)	(dBuV/m)	(dBuV/m)	(dB)	(dBuV)	(m)		(°)	(m)		(dB)	(dB)	(dB)
PK	11.64464G	54.58	74.00	-19.42	39.73	3	Horizontal	88	2.31	-	39.60	9.93	34.68
AV	11.65076G	41.55	54.00	-12.45	26.71	3	Horizontal	88	2.31	-	39.60	9.93	34.69

802.11ax HEW20_Nss1,(MCS0)_2TX

5180MHz_TX

31/05/2021

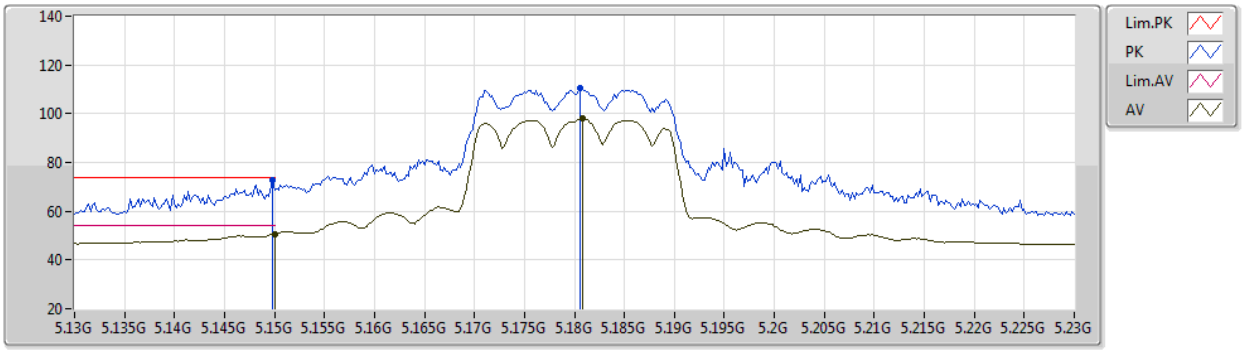

EUT Z_2TX
Setting 19
03-C-K-5-10

Type	Freq	Level	Limit	Margin	Raw	Dist	Condition	Azimuth	Height	Comment	AF	CL	PA
	(Hz)	(dBuV/m)	(dBuV/m)	(dB)	(dBuV)	(m)		(°)	(m)		(dB)	(dB)	(dB)
PK	5.1498G	72.76	74.00	-1.24	67.56	3	Vertical	254	2.34	-	34.10	6.43	35.33
AV	5.15G	50.67	54.00	-3.33	45.47	3	Vertical	254	2.34	-	34.10	6.43	35.33
PK	5.1806G	110.39	Inf	-Inf	105.23	3	Vertical	254	2.34	-	34.04	6.41	35.29
AV	5.1808G	98.02	Inf	-Inf	92.86	3	Vertical	254	2.34	-	34.04	6.41	35.29

802.11ax HEW20_Nss1,(MCS0)_2TX

5180MHz_TX

31/05/2021

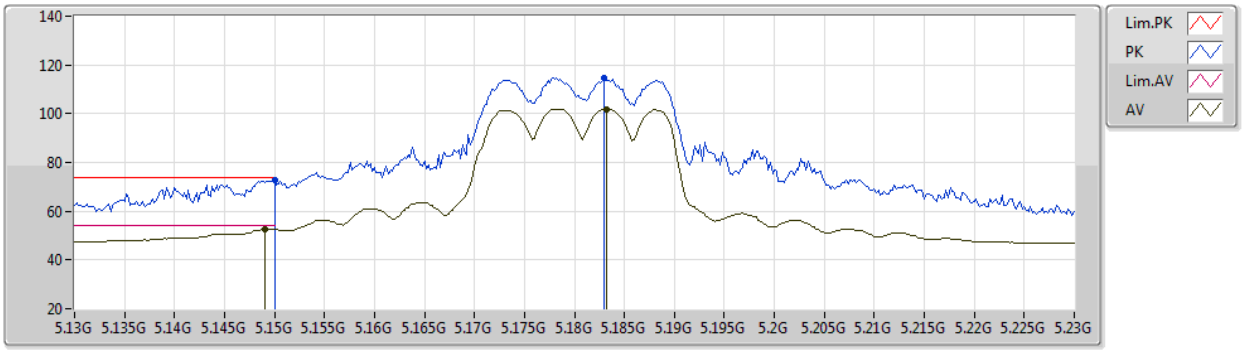

EUT Z_2TX
Setting 19
03-C-K-5-10

Type	Freq	Level	Limit	Margin	Raw	Dist	Condition	Azimuth	Height	Comment	AF	CL	PA
	(Hz)	(dBuV/m)	(dBuV/m)	(dB)	(dBuV)	(m)		(°)	(m)		(dB)	(dB)	(dB)
PK	5.15G	72.92	74.00	-1.08	67.72	3	Horizontal	355	2.40	-	34.10	6.43	35.33
AV	5.149G	52.72	54.00	-1.28	47.52	3	Horizontal	355	2.40	-	34.10	6.43	35.33
PK	5.183G	114.68	Inf	-Inf	109.53	3	Horizontal	355	2.40	-	34.03	6.41	35.29
AV	5.1832G	101.86	Inf	-Inf	96.71	3	Horizontal	355	2.40	-	34.03	6.41	35.29

802.11ax HEW20_Nss1,(MCS0)_2TX

5180MHz_TX

31/05/2021

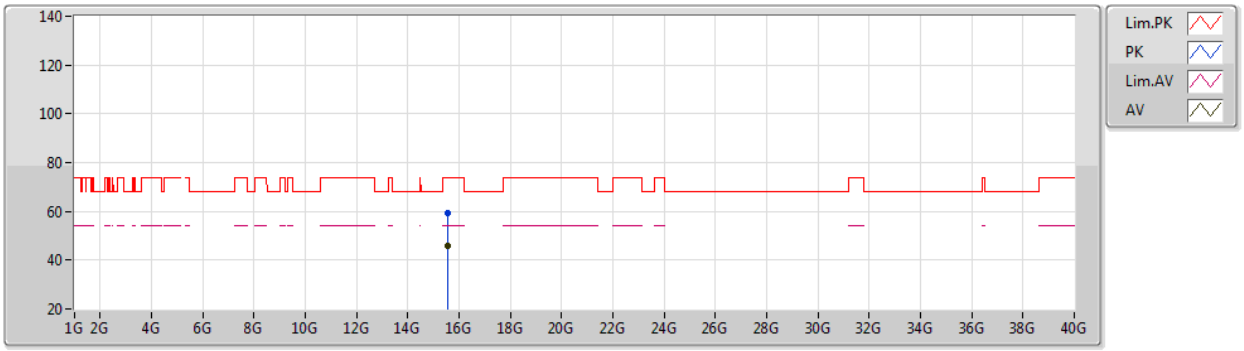

EUT Z_2TX
Setting 19
03-C-K-5

Type	Freq	Level	Limit	Margin	Raw	Dist	Condition	Azimuth	Height	Comment	AF	CL	PA
	(Hz)	(dBuV/m)	(dBuV/m)	(dB)	(dBuV)	(m)		(°)	(m)		(dB)	(dB)	(dB)
PK	15.5348G	59.27	74.00	-14.73	44.13	3	Vertical	253	2.09	-	38.39	11.77	35.02
AV	15.53872G	46.08	54.00	-7.92	30.98	3	Vertical	253	2.09	-	38.35	11.77	35.02

802.11ax HEW20_Nss1,(MCS0)_2TX

5180MHz_TX

31/05/2021

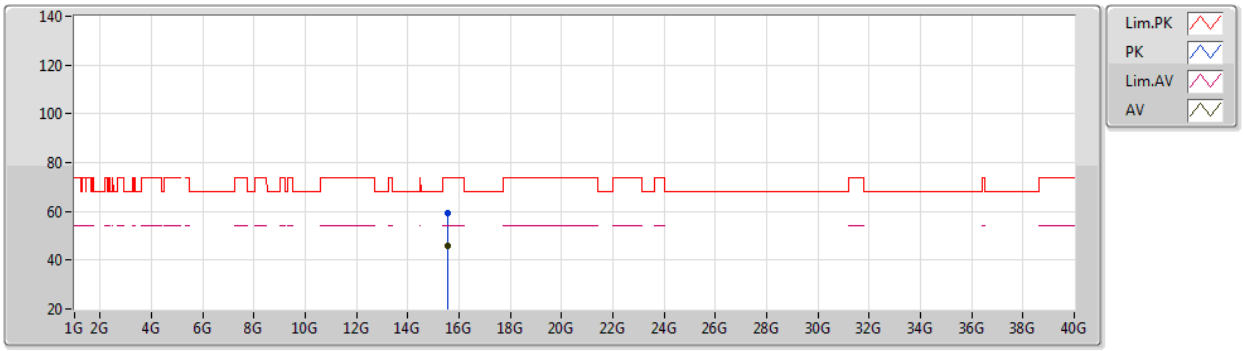

EUT Z_2TX
Setting 19
03-C-K-5

Type	Freq	Level	Limit	Margin	Raw	Dist	Condition	Azimuth	Height	Comment	AF	CL	PA
	(Hz)	(dBuV/m)	(dBuV/m)	(dB)	(dBuV)	(m)		(°)	(m)		(dB)	(dB)	(dB)
PK	15.54136G	59.41	74.00	-14.59	44.34	3	Horizontal	137	1.04	-	38.33	11.77	35.03
AV	15.53308G	46.07	54.00	-7.93	30.92	3	Horizontal	137	1.04	-	38.40	11.77	35.02

802.11ax HEW20_Nss1,(MCS0)_2TX

5200MHz_TX

31/05/2021

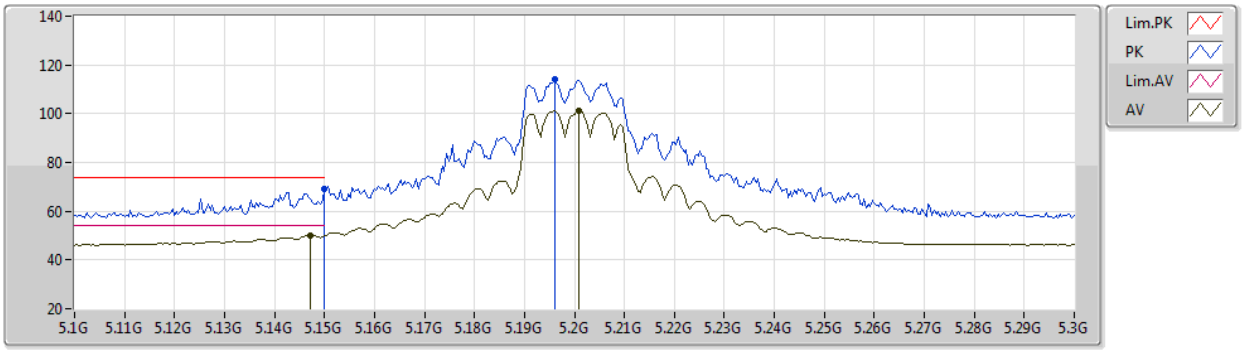

EUT Z_2TX
Setting 22.5
03-C-K-5-10

Type	Freq	Level	Limit	Margin	Raw	Dist	Condition	Azimuth	Height	Comment	AF	CL	PA
	(Hz)	(dBuV/m)	(dBuV/m)	(dB)	(dBuV)	(m)		(°)	(m)		(dB)	(dB)	(dB)
PK	5.15G	69.09	74.00	-4.91	63.89	3	Vertical	249	2.56	-	34.10	6.43	35.33
AV	5.1472G	50.17	54.00	-3.83	44.98	3	Vertical	249	2.56	-	34.09	6.43	35.33
PK	5.196G	114.28	Inf	-Inf	109.15	3	Vertical	249	2.56	-	34.01	6.40	35.28
AV	5.2008G	101.21	Inf	-Inf	96.08	3	Vertical	249	2.56	-	34.00	6.40	35.27

802.11ax HEW20_Nss1,(MCS0)_2TX

5200MHz_TX

31/05/2021

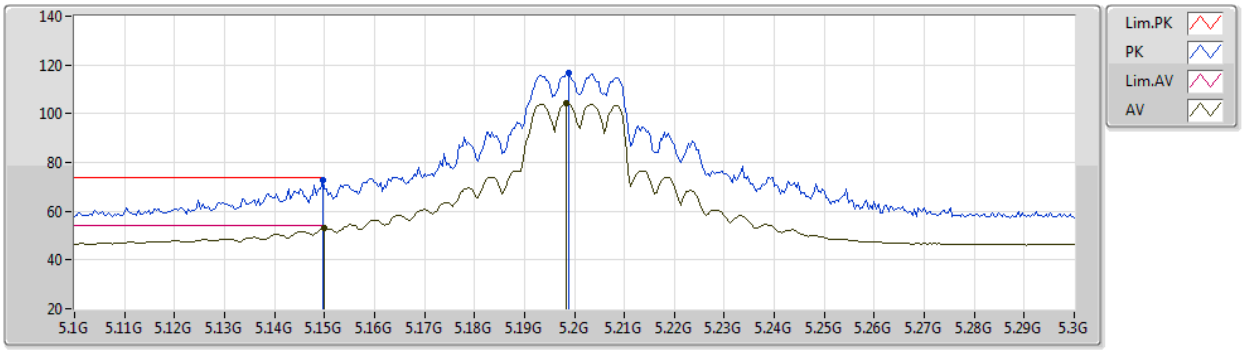

EUT Z_2TX
Setting 22.5
03-C-K-5-10

Type	Freq	Level	Limit	Margin	Raw	Dist	Condition	Azimuth	Height	Comment	AF	CL	PA
	(Hz)	(dBuV/m)	(dBuV/m)	(dB)	(dBuV)	(m)		(°)	(m)		(dB)	(dB)	(dB)
PK	5.1496G	72.71	74.00	-1.29	67.51	3	Horizontal	357	2.39	-	34.10	6.43	35.33
AV	5.15G	52.90	54.00	-1.10	47.70	3	Horizontal	357	2.39	-	34.10	6.43	35.33
PK	5.1988G	116.47	Inf	-Inf	111.35	3	Horizontal	357	2.39	-	34.00	6.40	35.28
AV	5.1984G	104.20	Inf	-Inf	99.08	3	Horizontal	357	2.39	-	34.00	6.40	35.28

802.11ax HEW20_Nss1,(MCS0)_2TX

5200MHz_TX

31/05/2021

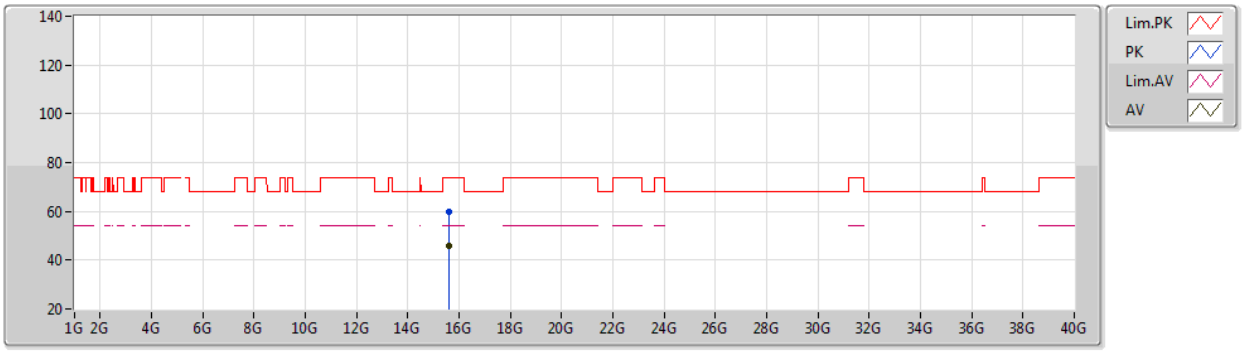

EUT Z_2TX
Setting 22.5
03-C-K-5

Type	Freq	Level	Limit	Margin	Raw	Dist	Condition	Azimuth	Height	Comment	AF	CL	PA
	(Hz)	(dBuV/m)	(dBuV/m)	(dB)	(dBuV)	(m)		(°)	(m)		(dB)	(dB)	(dB)
PK	15.59788G	59.73	74.00	-14.27	45.17	3	Vertical	288	2.16	-	37.82	11.80	35.06
AV	15.59092G	45.85	54.00	-8.15	31.23	3	Vertical	288	2.16	-	37.88	11.80	35.06

802.11ax HEW20_Nss1,(MCS0)_2TX

5200MHz_TX

31/05/2021

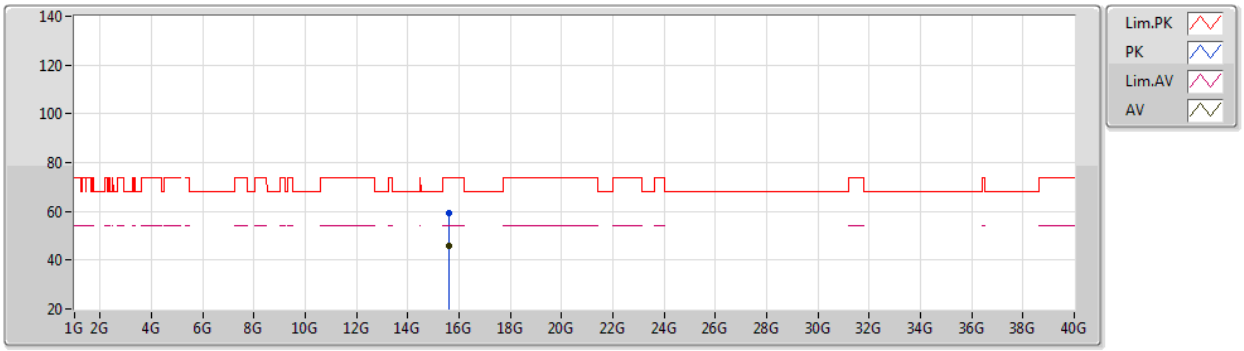

EUT Z_2TX
Setting 22.5
03-C-K-5

Type	Freq	Level	Limit	Margin	Raw	Dist	Condition	Azimuth	Height	Comment	AF	CL	PA
	(Hz)	(dBuV/m)	(dBuV/m)	(dB)	(dBuV)	(m)		(°)	(m)		(dB)	(dB)	(dB)
PK	15.60904G	59.13	74.00	-14.87	44.58	3	Horizontal	97	1.88	-	37.82	11.80	35.07
AV	15.59136G	45.78	54.00	-8.22	31.16	3	Horizontal	97	1.88	-	37.88	11.80	35.06

802.11ax HEW20_Nss1,(MCS0)_2TX

5240MHz_TX

31/05/2021

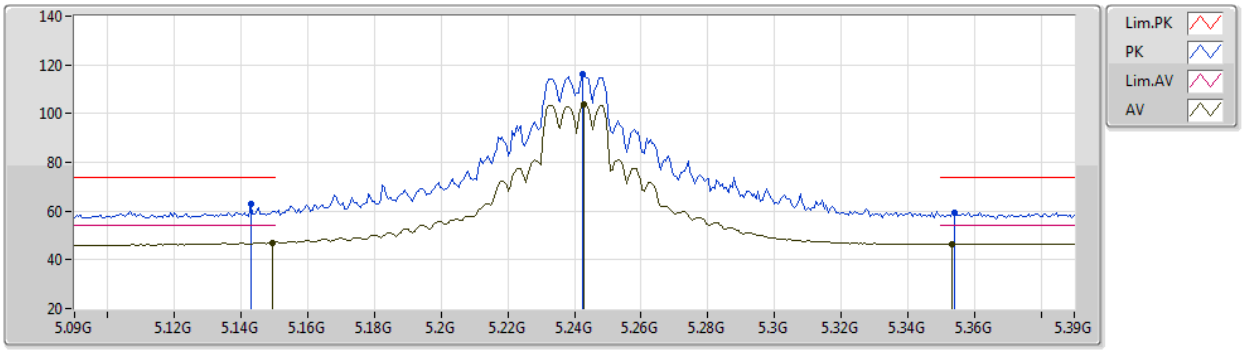

EUT Z_2TX
Setting 24
03-C-K-5-10

Type	Freq	Level	Limit	Margin	Raw	Dist	Condition	Azimuth	Height	Comment	AF	CL	PA
	(Hz)	(dBuV/m)	(dBuV/m)	(dB)	(dBuV)	(m)		(°)	(m)		(dB)	(dB)	(dB)
PK	5.1428G	62.79	74.00	-11.21	57.63	3	Vertical	256	2.68	-	34.07	6.43	35.34
AV	5.1494G	47.14	54.00	-6.86	41.94	3	Vertical	256	2.68	-	34.10	6.43	35.33
PK	5.2424G	116.06	Inf	-Inf	110.70	3	Vertical	256	2.68	-	34.17	6.42	35.23
AV	5.243G	103.75	Inf	-Inf	98.39	3	Vertical	256	2.68	-	34.17	6.42	35.23
PK	5.354G	59.37	74.00	-14.63	53.41	3	Vertical	256	2.68	-	34.59	6.48	35.11
AV	5.3534G	46.52	54.00	-7.48	40.56	3	Vertical	256	2.68	-	34.59	6.48	35.11

802.11ax HEW20_Nss1,(MCS0)_2TX

5240MHz_TX

31/05/2021

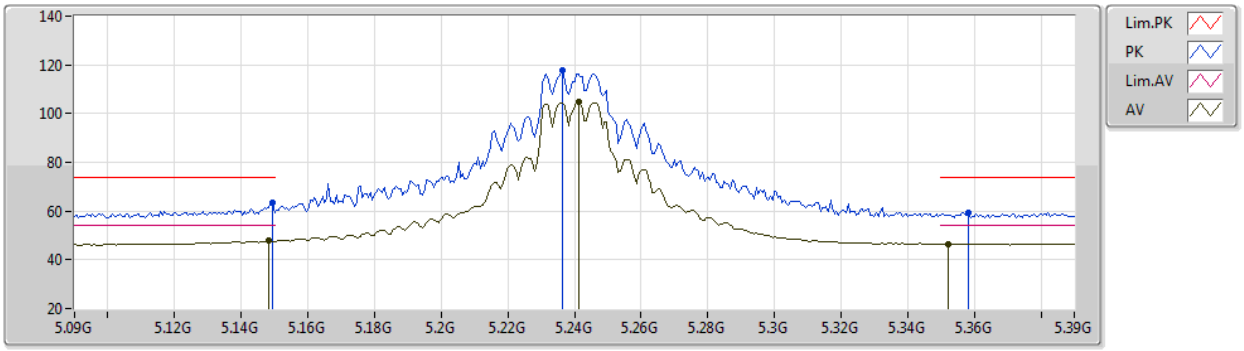

EUT Z_2TX
Setting 24
03-C-K-5-10

Type	Freq	Level	Limit	Margin	Raw	Dist	Condition	Azimuth	Height	Comment	AF	CL	PA
	(Hz)	(dBuV/m)	(dBuV/m)	(dB)	(dBuV)	(m)		(°)	(m)		(dB)	(dB)	(dB)
PK	5.1494G	63.37	74.00	-10.63	58.17	3	Horizontal	349	2.36	-	34.10	6.43	35.33
AV	5.1482G	47.75	54.00	-6.25	42.56	3	Horizontal	349	2.36	-	34.09	6.43	35.33
PK	5.2364G	117.76	Inf	-Inf	112.42	3	Horizontal	349	2.36	-	34.15	6.42	35.23
AV	5.2412G	104.89	Inf	-Inf	99.54	3	Horizontal	349	2.36	-	34.16	6.42	35.23
PK	5.3582G	59.41	74.00	-14.59	53.45	3	Horizontal	349	2.36	-	34.58	6.48	35.10
AV	5.3522G	46.56	54.00	-7.44	40.59	3	Horizontal	349	2.36	-	34.60	6.48	35.11

802.11ax HEW20_Nss1,(MCS0)_2TX

5240MHz_TX

31/05/2021

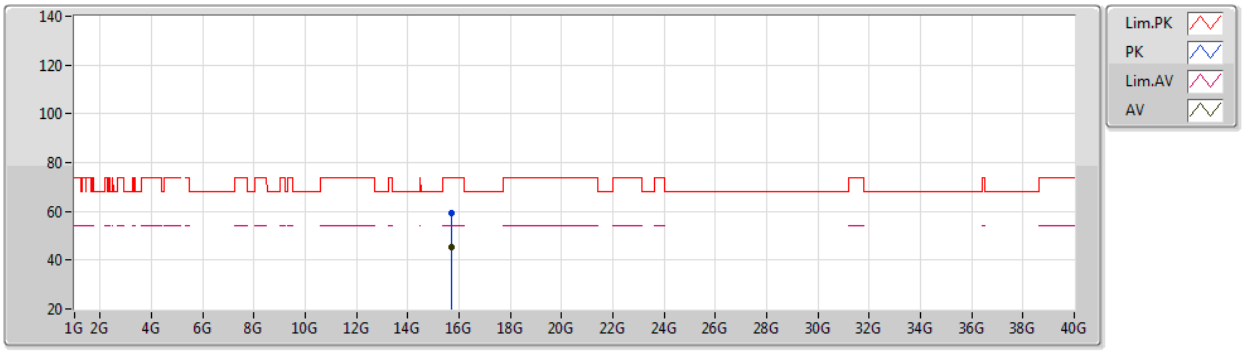

EUT Z_2TX
Setting 24
03-C-K-5

Type	Freq	Level	Limit	Margin	Raw	Dist	Condition	Azimuth	Height	Comment	AF	CL	PA
	(Hz)	(dBuV/m)	(dBuV/m)	(dB)	(dBuV)	(m)		(°)	(m)		(dB)	(dB)	(dB)
PK	15.7136G	59.06	74.00	-14.94	44.35	3	Vertical	146	1.74	-	37.99	11.86	35.14
AV	15.71204G	45.22	54.00	-8.78	30.51	3	Vertical	146	1.74	-	37.99	11.86	35.14

802.11ax HEW20_Nss1,(MCS0)_2TX

5240MHz_TX

31/05/2021

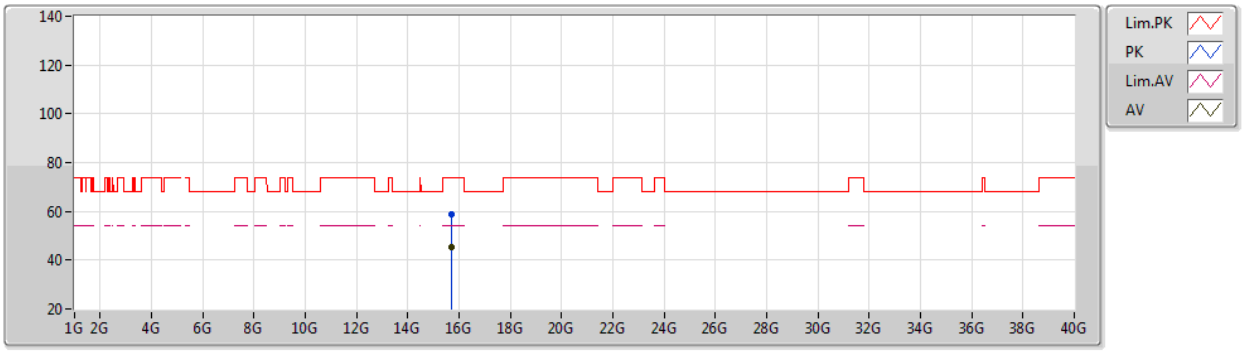

EUT Z_2TX
Setting 24
03-C-K-5

Type	Freq	Level	Limit	Margin	Raw	Dist	Condition	Azimuth	Height	Comment	AF	CL	PA
	(Hz)	(dBuV/m)	(dBuV/m)	(dB)	(dBuV)	(m)		(°)	(m)		(dB)	(dB)	(dB)
PK	15.72304G	59.02	74.00	-14.98	44.32	3	Horizontal	79	2.36	-	37.98	11.86	35.14
AV	15.71588G	45.29	54.00	-8.71	30.59	3	Horizontal	79	2.36	-	37.98	11.86	35.14

802.11ax HEW20_Nss1,(MCS0)_2TX

5260MHz_TX

31/05/2021

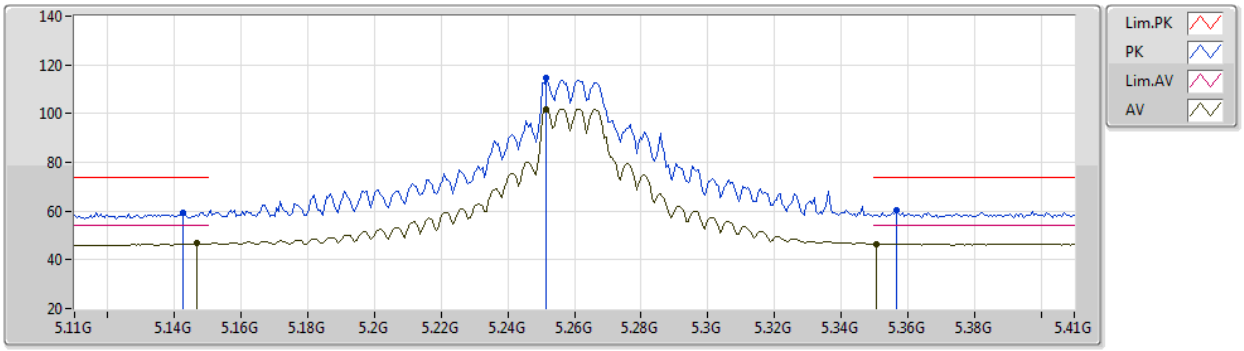

EUT Z_2TX
Setting 24
03-C-K-5-10

Type	Freq	Level	Limit	Margin	Raw	Dist	Condition	Azimuth	Height	Comment	AF	CL	PA
	(Hz)	(dBuV/m)	(dBuV/m)	(dB)	(dBuV)	(m)		(°)	(m)		(dB)	(dB)	(dB)
PK	5.1424G	59.52	74.00	-14.48	54.36	3	Vertical	234	2.60	-	34.07	6.43	35.34
AV	5.1466G	46.64	54.00	-7.36	41.45	3	Vertical	234	2.60	-	34.09	6.43	35.33
PK	5.2516G	114.67	Inf	-Inf	109.25	3	Vertical	234	2.60	-	34.21	6.43	35.22
AV	5.2516G	101.98	Inf	-Inf	96.56	3	Vertical	234	2.60	-	34.21	6.43	35.22
PK	5.3566G	60.55	74.00	-13.45	54.58	3	Vertical	234	2.60	-	34.59	6.48	35.10
AV	5.3506G	46.58	54.00	-7.42	40.61	3	Vertical	234	2.60	-	34.60	6.48	35.11

802.11ax HEW20_Nss1,(MCS0)_2TX

5260MHz_TX

31/05/2021

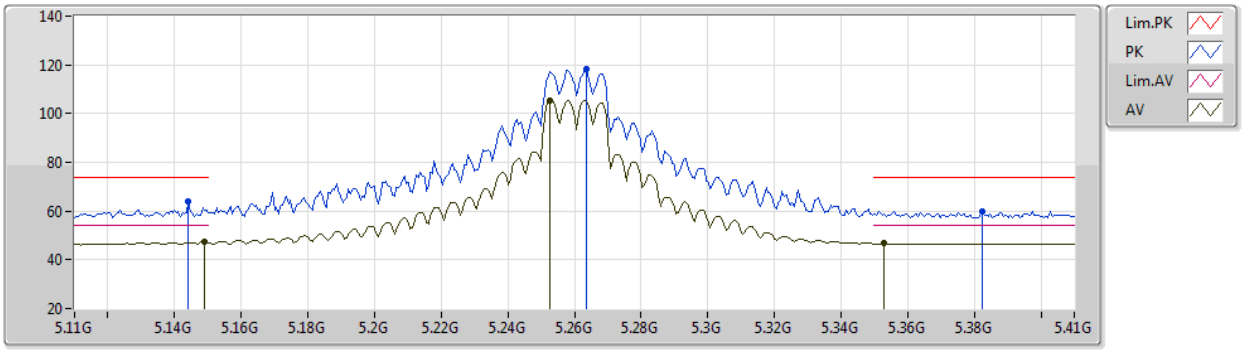

EUT Z_2TX
Setting 24
03-C-K-5-10

Type	Freq	Level	Limit	Margin	Raw	Dist	Condition	Azimuth	Height	Comment	AF	CL	PA
	(Hz)	(dBuV/m)	(dBuV/m)	(dB)	(dBuV)	(m)		(°)	(m)		(dB)	(dB)	(dB)
PK	5.1442G	64.08	74.00	-9.92	58.90	3	Horizontal	348	2.75	-	34.08	6.43	35.33
AV	5.149G	47.53	54.00	-6.47	42.33	3	Horizontal	348	2.75	-	34.10	6.43	35.33
PK	5.2636G	118.40	Inf	-Inf	112.93	3	Horizontal	348	2.75	-	34.25	6.43	35.21
AV	5.2528G	105.53	Inf	-Inf	100.11	3	Horizontal	348	2.75	-	34.21	6.43	35.22
PK	5.3824G	60.01	74.00	-13.99	54.06	3	Horizontal	348	2.75	-	34.54	6.49	35.08
AV	5.353G	46.67	54.00	-7.33	40.71	3	Horizontal	348	2.75	-	34.59	6.48	35.11

802.11ax HEW20_Nss1,(MCS0)_2TX

5260MHz_TX

31/05/2021

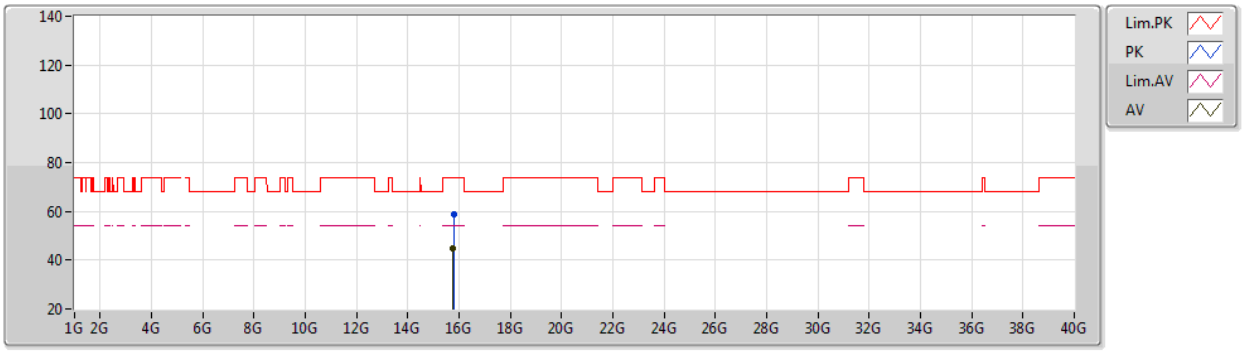

EUT Z_2TX
Setting 24
03-C-K-5

Type	Freq	Level	Limit	Margin	Raw	Dist	Condition	Azimuth	Height	Comment	AF	CL	PA
	(Hz)	(dBuV/m)	(dBuV/m)	(dB)	(dBuV)	(m)		(°)	(m)		(dB)	(dB)	(dB)
PK	15.78096G	58.77	74.00	-15.23	44.14	3	Vertical	280	2.75	-	37.92	11.89	35.18
AV	15.7768G	44.73	54.00	-9.27	30.10	3	Vertical	280	2.75	-	37.92	11.89	35.18

802.11ax HEW20_Nss1,(MCS0)_2TX

5260MHz_TX

31/05/2021

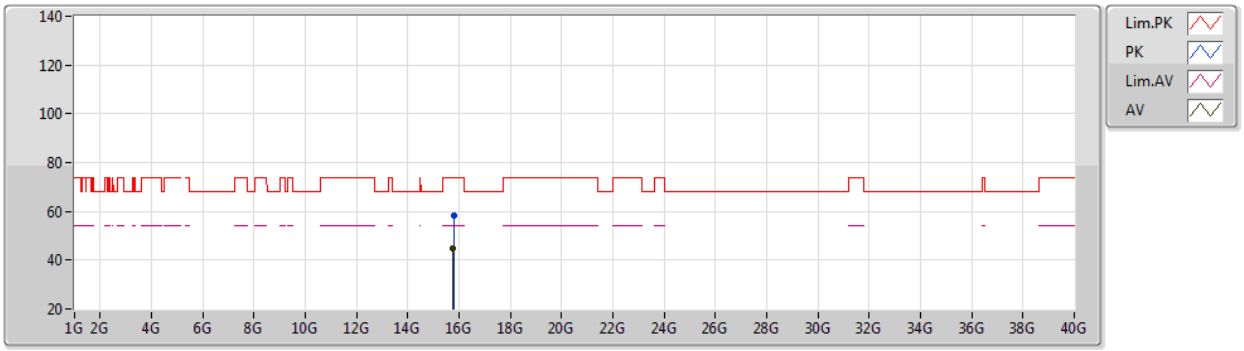

EUT Z_2TX
Setting 24
03-C-K-5

Type	Freq	Level	Limit	Margin	Raw	Dist	Condition	Azimuth	Height	Comment	AF	CL	PA
	(Hz)	(dBuV/m)	(dBuV/m)	(dB)	(dBuV)	(m)		(°)	(m)		(dB)	(dB)	(dB)
PK	15.77976G	58.13	74.00	-15.87	43.50	3	Horizontal	206	2.47	-	37.92	11.89	35.18
AV	15.7764G	44.62	54.00	-9.38	29.99	3	Horizontal	206	2.47	-	37.92	11.89	35.18

802.11ax HEW20_Nss1,(MCS0)_2TX

5300MHz_TX

31/05/2021

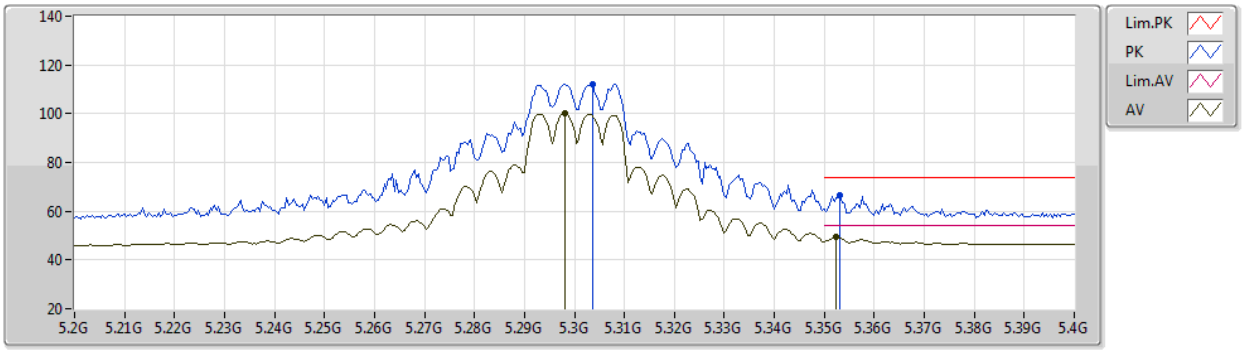

EUT Z_2TX
Setting 24
03-C-K-5-10

Type	Freq	Level	Limit	Margin	Raw	Dist	Condition	Azimuth	Height	Comment	AF	CL	PA
	(Hz)	(dBuV/m)	(dBuV/m)	(dB)	(dBuV)	(m)		(°)	(m)		(dB)	(dB)	(dB)
PK	5.3036G	112.26	Inf	-Inf	106.56	3	Vertical	3	2.71	-	34.41	6.45	35.16
AV	5.298G	100.02	Inf	-Inf	94.35	3	Vertical	3	2.71	-	34.39	6.45	35.17
PK	5.3532G	66.66	74.00	-7.34	60.70	3	Vertical	3	2.71	-	34.59	6.48	35.11
AV	5.3524G	49.26	54.00	-4.74	43.29	3	Vertical	3	2.71	-	34.60	6.48	35.11

802.11ax HEW20_Nss1,(MCS0)_2TX

5300MHz_TX

31/05/2021

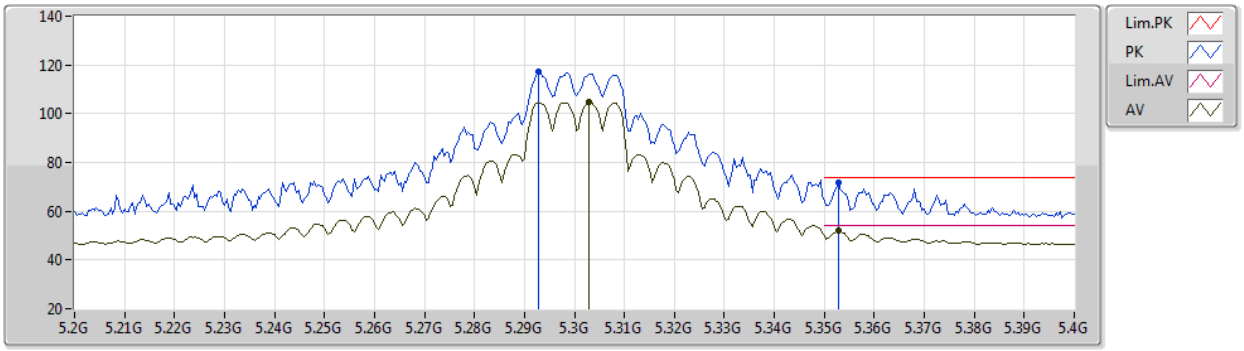

EUT Z_2TX
Setting 24
03-C-K-5-10

Type	Freq	Level	Limit	Margin	Raw	Dist	Condition	Azimuth	Height	Comment	AF	CL	PA
	(Hz)	(dBuV/m)	(dBuV/m)	(dB)	(dBuV)	(m)		(°)	(m)		(dB)	(dB)	(dB)
PK	5.2928G	117.34	Inf	-Inf	111.69	3	Horizontal	351	2.30	-	34.37	6.45	35.17
AV	5.3028G	104.71	Inf	-Inf	99.01	3	Horizontal	351	2.30	-	34.41	6.45	35.16
PK	5.3528G	71.93	74.00	-2.07	65.97	3	Horizontal	351	2.30	-	34.59	6.48	35.11
AV	5.3528G	51.84	54.00	-2.16	45.88	3	Horizontal	351	2.30	-	34.59	6.48	35.11

802.11ax HEW20_Nss1,(MCS0)_2TX

5300MHz_TX

31/05/2021

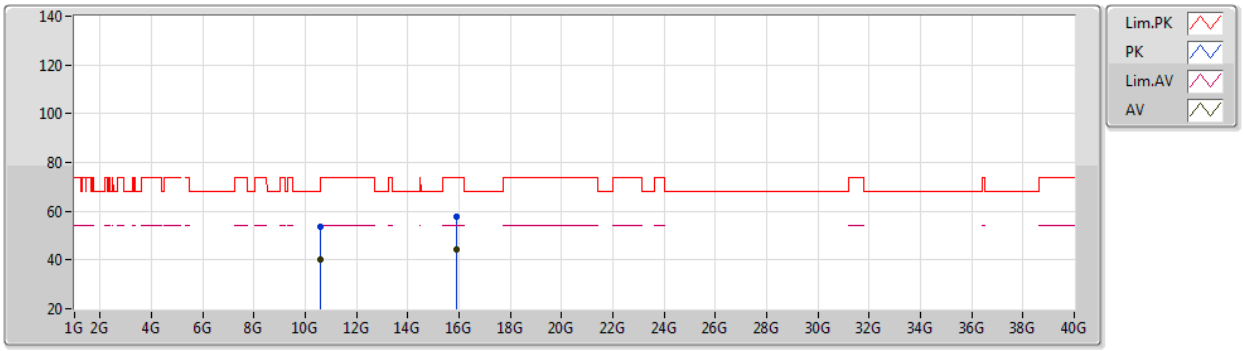

EUT Z_2TX
Setting 24
03-C-K-5

Type	Freq	Level	Limit	Margin	Raw	Dist	Condition	Azimuth	Height	Comment	AF	CL	PA
	(Hz)	(dBuV/m)	(dBuV/m)	(dB)	(dBuV)	(m)		(°)	(m)		(dB)	(dB)	(dB)
PK	10.60456G	53.71	74.00	-20.29	40.36	3	Vertical	52	1.04	-	38.40	9.72	34.77
AV	10.60796G	40.32	54.00	-13.68	26.97	3	Vertical	52	1.04	-	38.40	9.72	34.77
PK	15.89708G	58.01	74.00	-15.99	43.90	3	Vertical	67	1.73	-	37.41	11.95	35.25
AV	15.89692G	44.09	54.00	-9.91	29.97	3	Vertical	67	1.73	-	37.42	11.95	35.25

802.11ax HEW20_Nss1,(MCS0)_2TX

5300MHz_TX

31/05/2021

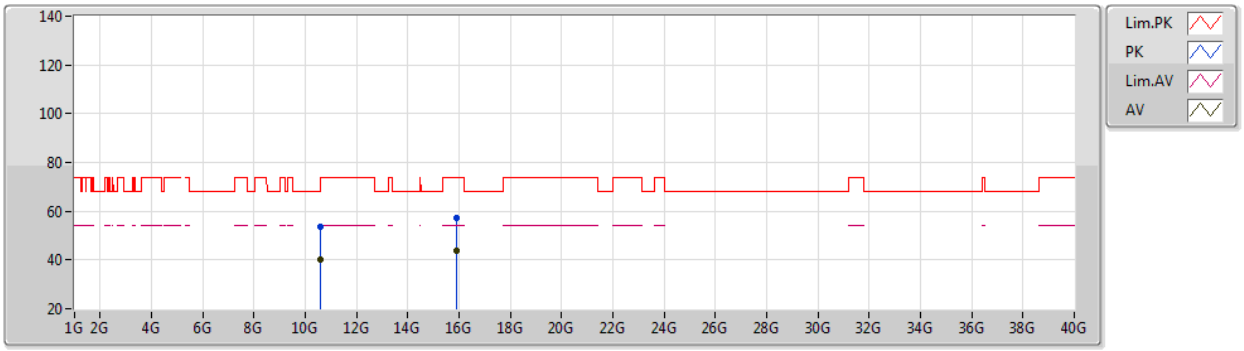

EUT Z_2TX
Setting 24
03-C-K-5

Type	Freq	Level	Limit	Margin	Raw	Dist	Condition	Azimuth	Height	Comment	AF	CL	PA
	(Hz)	(dBuV/m)	(dBuV/m)	(dB)	(dBuV)	(m)		(°)	(m)		(dB)	(dB)	(dB)
PK	10.60584G	53.37	74.00	-20.63	40.02	3	Horizontal	27	1.27	-	38.40	9.72	34.77
AV	10.60544G	40.00	54.00	-14.00	26.65	3	Horizontal	27	1.27	-	38.40	9.72	34.77
PK	15.90504G	57.37	74.00	-16.63	43.27	3	Horizontal	346	1.18	-	37.41	11.95	35.26
AV	15.90988G	43.94	54.00	-10.06	29.84	3	Horizontal	346	1.18	-	37.41	11.95	35.26

802.11ax HEW20_Nss1,(MCS0)_2TX

5320MHz_TX

31/05/2021

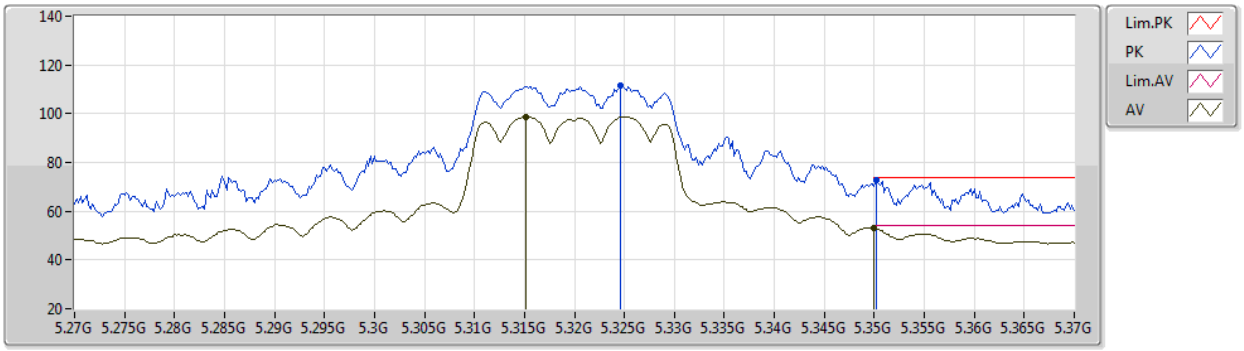

EUT Z_2TX
Setting 19.5
03-C-K-5-10

Type	Freq	Level	Limit	Margin	Raw	Dist	Condition	Azimuth	Height	Comment	AF	CL	PA
	(Hz)	(dBuV/m)	(dBuV/m)	(dB)	(dBuV)	(m)		(°)	(m)		(dB)	(dB)	(dB)
PK	5.3246G	111.51	Inf	-Inf	105.69	3	Vertical	255	2.39	-	34.50	6.46	35.14
AV	5.3152G	98.85	Inf	-Inf	93.08	3	Vertical	255	2.39	-	34.46	6.46	35.15
PK	5.3502G	72.52	74.00	-1.48	66.55	3	Vertical	255	2.39	-	34.60	6.48	35.11
AV	5.35G	52.97	54.00	-1.03	47.00	3	Vertical	255	2.39	-	34.60	6.48	35.11

802.11ax HEW20_Nss1,(MCS0)_2TX

5320MHz_TX

31/05/2021

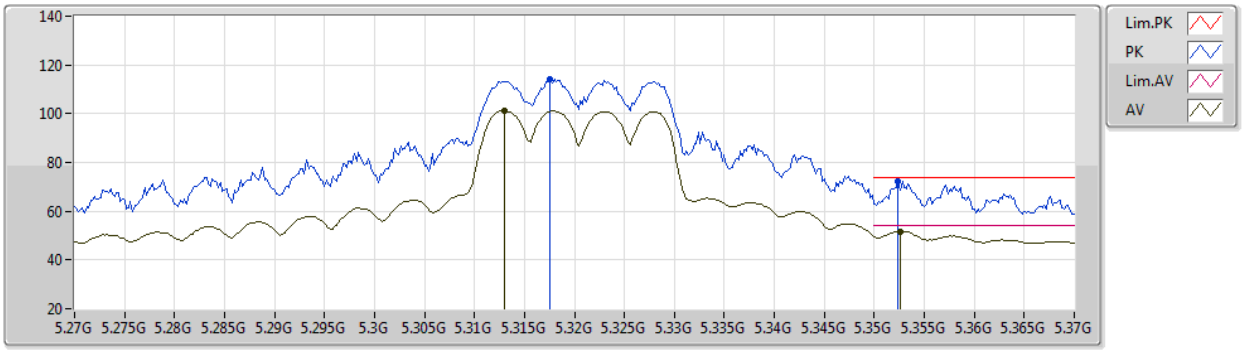

EUT Z_2TX
Setting 19.5
03-C-K-5-10

Type	Freq	Level	Limit	Margin	Raw	Dist	Condition	Azimuth	Height	Comment	AF	CL	PA
	(Hz)	(dBuV/m)	(dBuV/m)	(dB)	(dBuV)	(m)		(°)	(m)		(dB)	(dB)	(dB)
PK	5.3176G	113.98	Inf	-Inf	108.20	3	Horizontal	349	2.29	-	34.47	6.46	35.15
AV	5.313G	101.30	Inf	-Inf	95.54	3	Horizontal	349	2.29	-	34.45	6.46	35.15
PK	5.3524G	72.39	74.00	-1.61	66.42	3	Horizontal	349	2.29	-	34.60	6.48	35.11
AV	5.3526G	51.78	54.00	-2.22	45.82	3	Horizontal	349	2.29	-	34.59	6.48	35.11

802.11ax HEW20_Nss1,(MCS0)_2TX

5320MHz_TX

31/05/2021

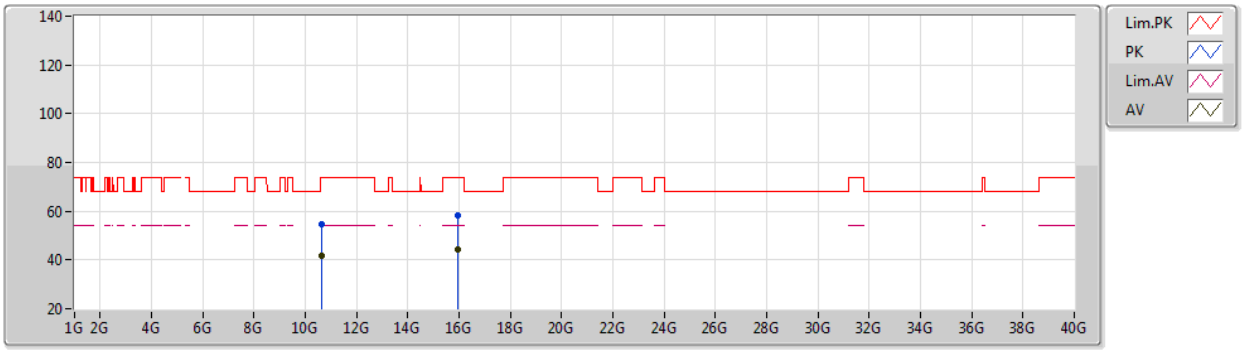

EUT Z_2TX
Setting 19.5
03-C-K-5

Type	Freq	Level	Limit	Margin	Raw	Dist	Condition	Azimuth	Height	Comment	AF	CL	PA
	(Hz)	(dBuV/m)	(dBuV/m)	(dB)	(dBuV)	(m)		(°)	(m)		(dB)	(dB)	(dB)
PK	10.63996G	54.82	74.00	-19.18	41.44	3	Vertical	219	2.92	-	38.40	9.73	34.75
AV	10.64048G	41.58	54.00	-12.42	28.20	3	Vertical	219	2.92	-	38.40	9.73	34.75
PK	15.96704G	58.38	74.00	-15.62	44.23	3	Vertical	352	1.80	-	37.47	11.98	35.30
AV	15.96512G	44.32	54.00	-9.68	30.17	3	Vertical	352	1.80	-	37.47	11.98	35.30

802.11ax HEW20_Nss1,(MCS0)_2TX

5320MHz_TX

31/05/2021

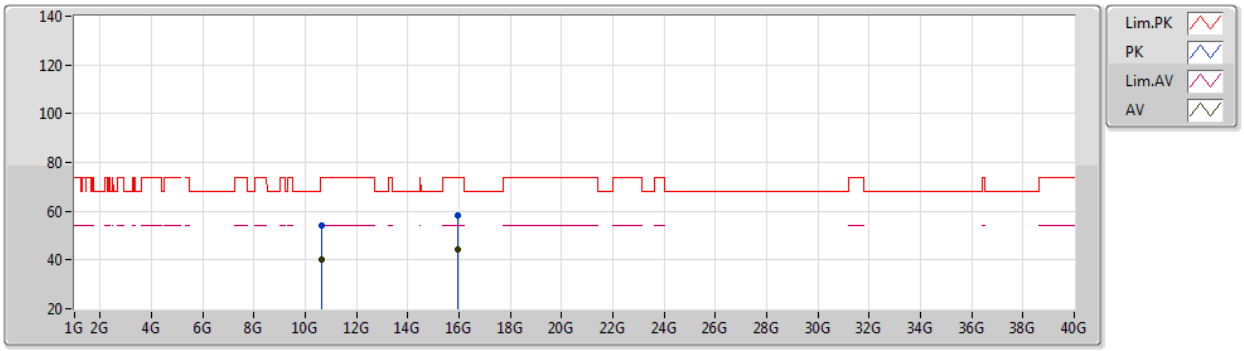

EUT Z_2TX
Setting 19.5
03-C-K-5

Type	Freq	Level	Limit	Margin	Raw	Dist	Condition	Azimuth	Height	Comment	AF	CL	PA
	(Hz)	(dBuV/m)	(dBuV/m)	(dB)	(dBuV)	(m)		(°)	(m)		(dB)	(dB)	(dB)
PK	10.64988G	54.01	74.00	-19.99	40.62	3	Horizontal	186	2.01	-	38.40	9.73	34.74
AV	10.63676G	40.31	54.00	-13.69	26.93	3	Horizontal	186	2.01	-	38.40	9.73	34.75
PK	15.95812G	58.05	74.00	-15.95	43.90	3	Horizontal	135	2.60	-	37.46	11.98	35.29
AV	15.965G	44.30	54.00	-9.70	30.15	3	Horizontal	135	2.60	-	37.47	11.98	35.30

802.11ax HEW20_Nss1,(MCS0)_2TX

5500MHz_TX

31/05/2021

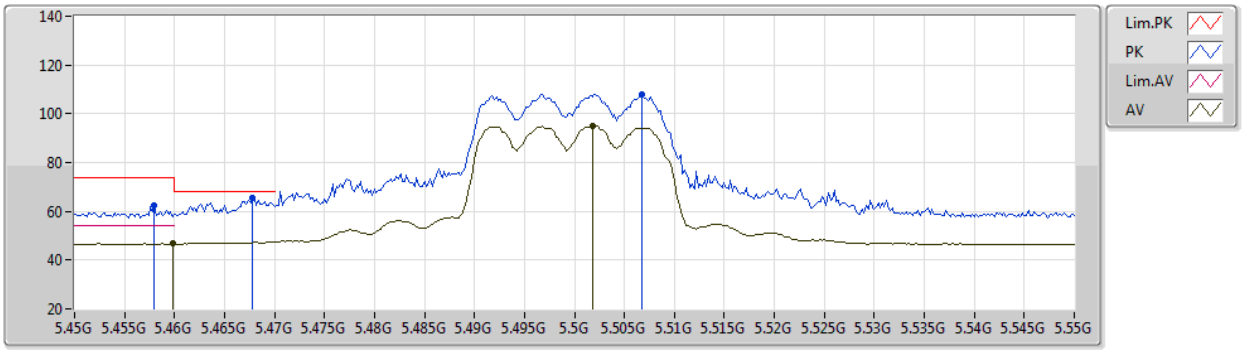

EUT Z_2TX
Setting 16.5
03-C-K-5-10

Type	Freq	Level	Limit	Margin	Raw	Dist	Condition	Azimuth	Height	Comment	AF	CL	PA
	(Hz)	(dBuV/m)	(dBuV/m)	(dB)	(dBuV)	(m)		(°)	(m)		(dB)	(dB)	(dB)
PK	5.458G	62.51	74.00	-11.49	56.24	3	Vertical	43	1.06	-	34.68	6.59	35.00
AV	5.4598G	46.70	54.00	-7.30	40.42	3	Vertical	43	1.06	-	34.68	6.59	34.99
PK	5.4678G	65.41	68.20	-2.79	59.13	3	Vertical	43	1.06	-	34.66	6.60	34.98
PK	5.5068G	108.14	Inf	-Inf	101.83	3	Vertical	43	1.06	-	34.60	6.66	34.95
AV	5.5018G	95.11	Inf	-Inf	88.81	3	Vertical	43	1.06	-	34.60	6.65	34.95

802.11ax HEW20_Nss1,(MCS0)_2TX

5500MHz_TX

31/05/2021

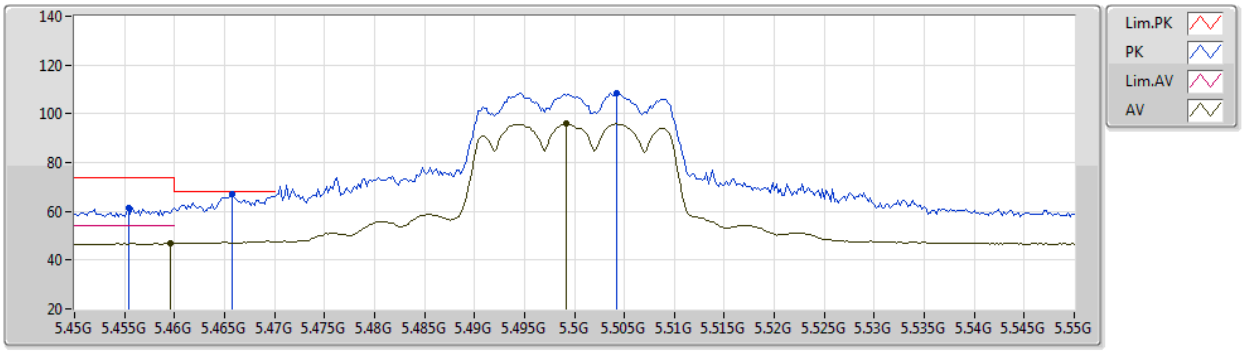

EUT Z_2TX
Setting 16.5
03-C-K-5-10

Type	Freq	Level	Limit	Margin	Raw	Dist	Condition	Azimuth	Height	Comment	AF	CL	PA
	(Hz)	(dBuV/m)	(dBuV/m)	(dB)	(dBuV)	(m)		(°)	(m)		(dB)	(dB)	(dB)
PK	5.4554G	61.60	74.00	-12.40	55.33	3	Horizontal	12	2.31	-	34.69	6.58	35.00
AV	5.4596G	47.01	54.00	-6.99	40.73	3	Horizontal	12	2.31	-	34.68	6.59	34.99
PK	5.4658G	67.12	68.20	-1.08	60.84	3	Horizontal	12	2.31	-	34.67	6.60	34.99
PK	5.5042G	108.58	Inf	-Inf	102.27	3	Horizontal	12	2.31	-	34.60	6.66	34.95
AV	5.4992G	96.00	Inf	-Inf	89.70	3	Horizontal	12	2.31	-	34.60	6.65	34.95

802.11ax HEW20_Nss1,(MCS0)_2TX

5500MHz_TX

31/05/2021

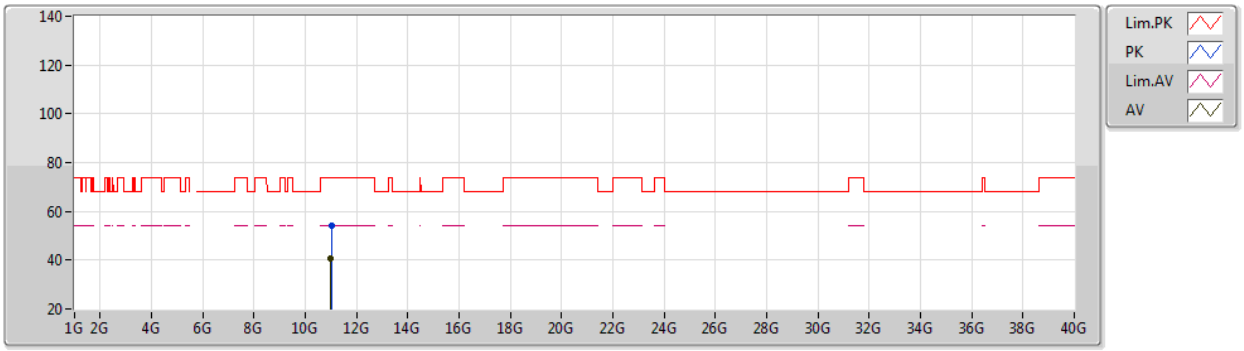

EUT Z_2TX
Setting 16.5
03-C-K-5

Type	Freq	Level	Limit	Margin	Raw	Dist	Condition	Azimuth	Height	Comment	AF	CL	PA
	(Hz)	(dBuV/m)	(dBuV/m)	(dB)	(dBuV)	(m)		(°)	(m)		(dB)	(dB)	(dB)
PK	11.0086G	53.90	74.00	-20.10	39.97	3	Vertical	328	1.42	-	38.61	9.80	34.48
AV	10.99188G	40.73	54.00	-13.27	26.83	3	Vertical	328	1.42	-	38.59	9.80	34.49

802.11ax HEW20_Nss1,(MCS0)_2TX

5500MHz_TX

31/05/2021

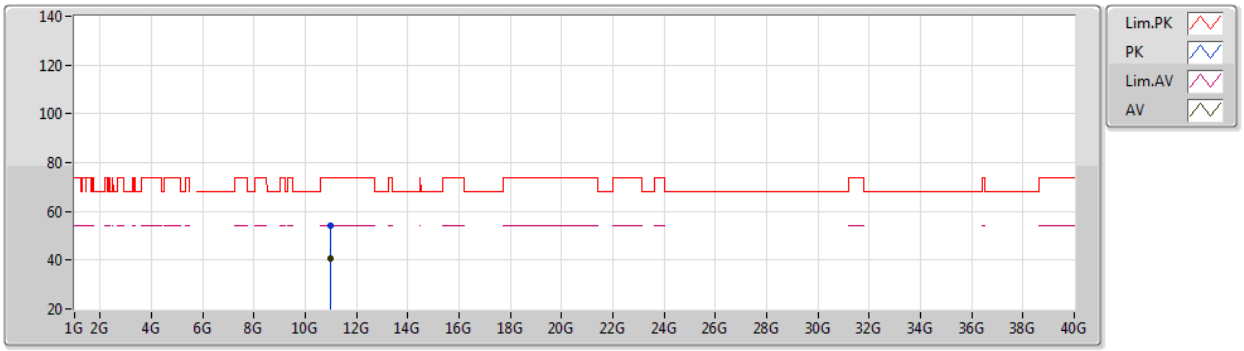

EUT Z_2TX
Setting 16.5
03-C-K-5

Type	Freq	Level	Limit	Margin	Raw	Dist	Condition	Azimuth	Height	Comment	AF	CL	PA
	(Hz)	(dBuV/m)	(dBuV/m)	(dB)	(dBuV)	(m)		(°)	(m)		(dB)	(dB)	(dB)
PK	10.99068G	54.12	74.00	-19.88	40.22	3	Horizontal	72	1.48	-	38.59	9.80	34.49
AV	10.99836G	40.63	54.00	-13.37	26.71	3	Horizontal	72	1.48	-	38.60	9.80	34.48

802.11ax HEW20_Nss1,(MCS0)_2TX

5580MHz_TX

31/05/2021

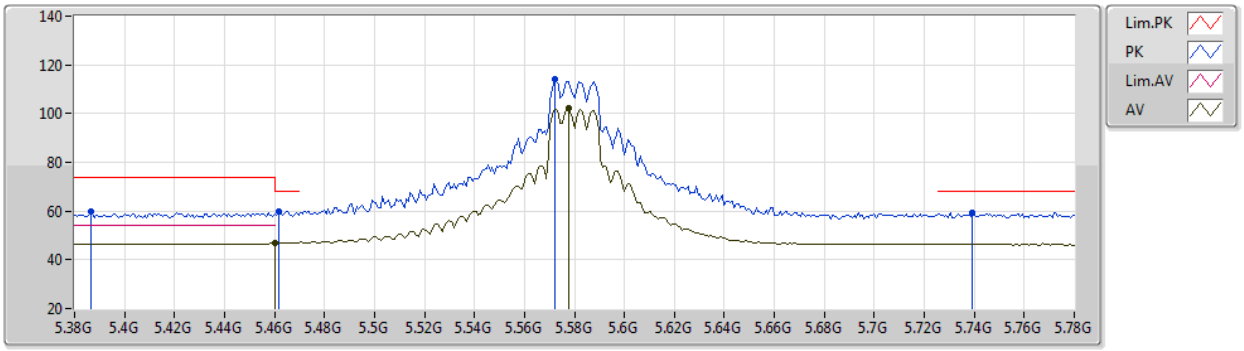

EUT Z_2TX
Setting 24
03-C-K-5-10

Type	Freq	Level	Limit	Margin	Raw	Dist	Condition	Azimuth	Height	Comment	AF	CL	PA
	(Hz)	(dBuV/m)	(dBuV/m)	(dB)	(dBuV)	(m)		(°)	(m)		(dB)	(dB)	(dB)
PK	5.3864G	59.93	74.00	-14.07	53.98	3	Vertical	48	2.23	-	34.53	6.49	35.07
PK	5.4616G	60.05	68.20	-8.15	53.77	3	Vertical	48	2.23	-	34.68	6.59	34.99
AV	5.46G	46.80	54.00	-7.20	40.52	3	Vertical	48	2.23	-	34.68	6.59	34.99
PK	5.572G	114.06	Inf	-Inf	107.74	3	Vertical	48	2.23	-	34.51	6.76	34.95
AV	5.5776G	102.09	Inf	-Inf	95.78	3	Vertical	48	2.23	-	34.49	6.77	34.95
PK	5.7392G	59.47	68.20	-8.73	53.14	3	Vertical	48	2.23	-	34.40	6.87	34.94

802.11ax HEW20_Nss1,(MCS0)_2TX

5580MHz_TX

31/05/2021

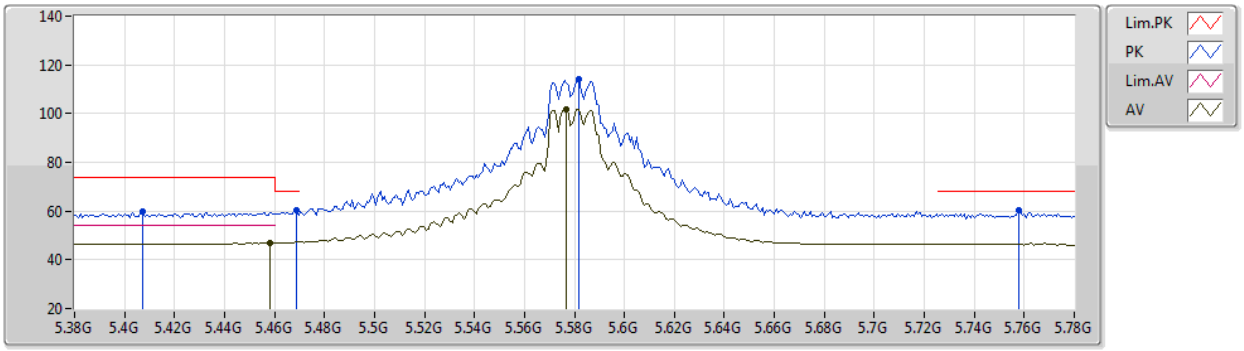

EUT Z_2TX
Setting 24
03-C-K-5-10

Type	Freq	Level	Limit	Margin	Raw	Dist	Condition	Azimuth	Height	Comment	AF	CL	PA
	(Hz)	(dBuV/m)	(dBuV/m)	(dB)	(dBuV)	(m)		(°)	(m)		(dB)	(dB)	(dB)
PK	5.4072G	59.65	74.00	-14.35	53.66	3	Horizontal	31	2.70	-	34.53	6.51	35.05
PK	5.4688G	60.53	68.20	-7.67	54.25	3	Horizontal	31	2.70	-	34.66	6.60	34.98
AV	5.4584G	46.92	54.00	-7.08	40.64	3	Horizontal	31	2.70	-	34.68	6.59	34.99
PK	5.5816G	114.21	Inf	-Inf	107.92	3	Horizontal	31	2.70	-	34.47	6.77	34.95
AV	5.5768G	101.80	Inf	-Inf	95.49	3	Horizontal	31	2.70	-	34.49	6.77	34.95
PK	5.7576G	60.19	68.20	-8.01	53.84	3	Horizontal	31	2.70	-	34.40	6.88	34.93

802.11ax HEW20_Nss1,(MCS0)_2TX

5580MHz_TX

31/05/2021

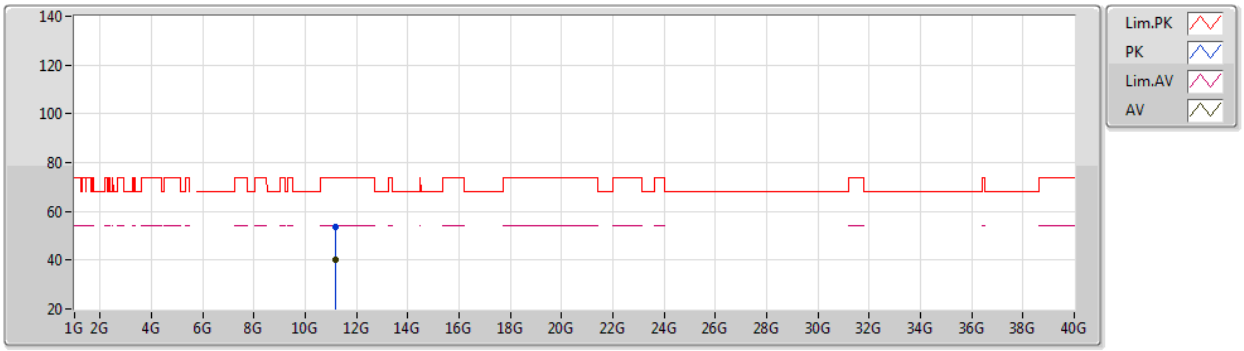

EUT Z_2TX
Setting 24
03-C-K-5

Type	Freq	Level	Limit	Margin	Raw	Dist	Condition	Azimuth	Height	Comment	AF	CL	PA
	(Hz)	(dBuV/m)	(dBuV/m)	(dB)	(dBuV)	(m)		(°)	(m)		(dB)	(dB)	(dB)
PK	11.16808G	53.67	74.00	-20.33	39.61	3	Vertical	59	1.08	-	38.77	9.83	34.54
AV	11.16324G	40.37	54.00	-13.63	26.32	3	Vertical	59	1.08	-	38.76	9.83	34.54

802.11ax HEW20_Nss1,(MCS0)_2TX

5580MHz_TX

31/05/2021

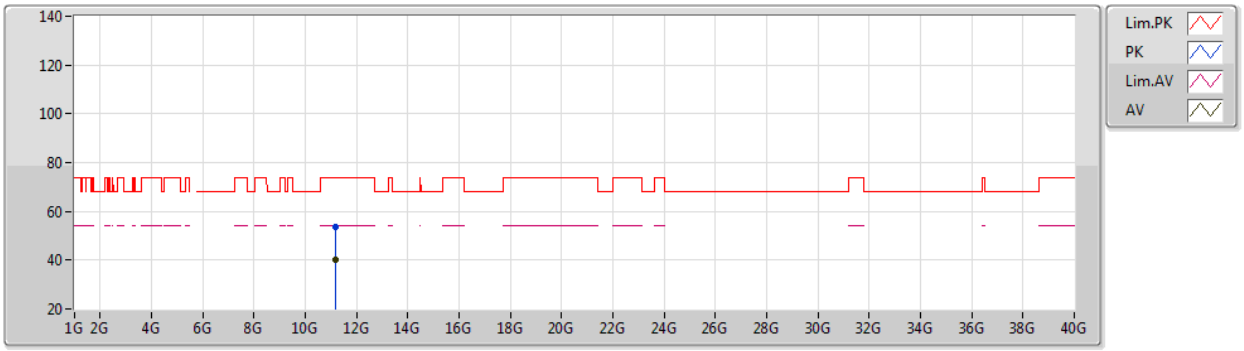

EUT Z_2TX
Setting 24
03-C-K-5

Type	Freq	Level	Limit	Margin	Raw	Dist	Condition	Azimuth	Height	Comment	AF	CL	PA
	(Hz)	(dBuV/m)	(dBuV/m)	(dB)	(dBuV)	(m)		(°)	(m)		(dB)	(dB)	(dB)
PK	11.16176G	53.80	74.00	-20.20	39.74	3	Horizontal	95	1.30	-	38.76	9.83	34.53
AV	11.16684G	40.39	54.00	-13.61	26.33	3	Horizontal	95	1.30	-	38.77	9.83	34.54

802.11ax HEW20_Nss1,(MCS0)_2TX

5700MHz_TX

31/05/2021

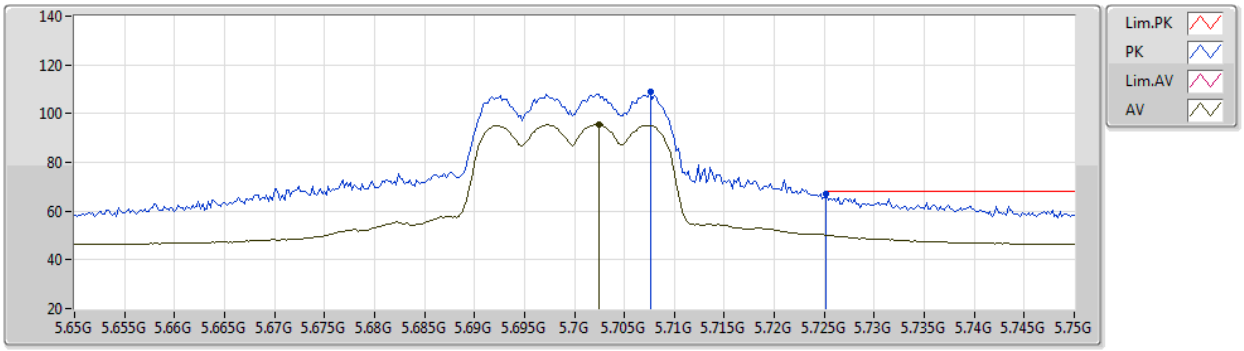

EUT Z_2TX
Setting 13.5
03-C-K-5-10

Type	Freq	Level	Limit	Margin	Raw	Dist	Condition	Azimuth	Height	Comment	AF	CL	PA
	(Hz)	(dBuV/m)	(dBuV/m)	(dB)	(dBuV)	(m)		(°)	(m)		(dB)	(dB)	(dB)
PK	5.7076G	108.99	Inf	-Inf	102.68	3	Vertical	51	2.30	-	34.40	6.85	34.94
AV	5.7024G	95.60	Inf	-Inf	89.29	3	Vertical	51	2.30	-	34.40	6.85	34.94
PK	5.7252G	67.05	68.20	-1.15	60.73	3	Vertical	51	2.30	-	34.40	6.86	34.94

802.11ax HEW20_Nss1,(MCS0)_2TX

5700MHz_TX

31/05/2021

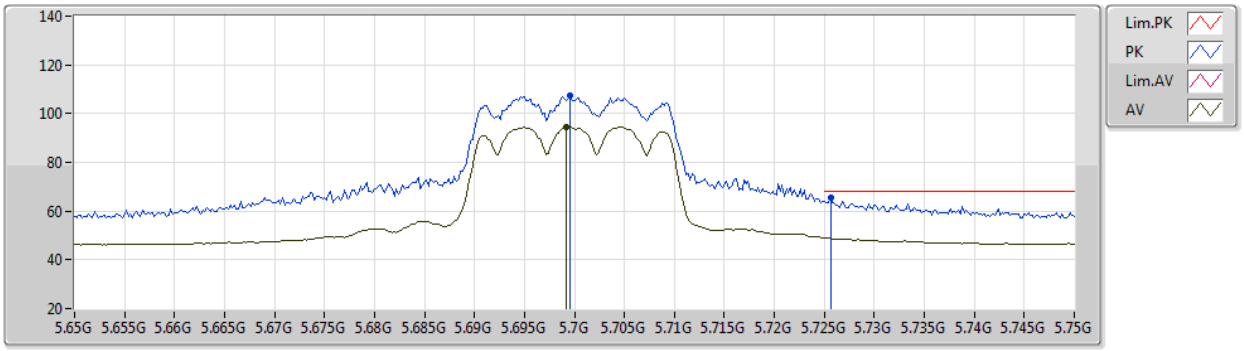

EUT Z_2TX
Setting 13.5
03-C-K-5-10

Type	Freq	Level	Limit	Margin	Raw	Dist	Condition	Azimuth	Height	Comment	AF	CL	PA
	(Hz)	(dBuV/m)	(dBuV/m)	(dB)	(dBuV)	(m)		(°)	(m)		(dB)	(dB)	(dB)
PK	5.6996G	107.55	Inf	-Inf	101.24	3	Horizontal	15	2.62	-	34.40	6.85	34.94
AV	5.6992G	94.61	Inf	-Inf	88.30	3	Horizontal	15	2.62	-	34.40	6.85	34.94
PK	5.7256G	65.40	68.20	-2.80	59.08	3	Horizontal	15	2.62	-	34.40	6.86	34.94

802.11ax HEW20_Nss1,(MCS0)_2TX

5700MHz_TX

31/05/2021

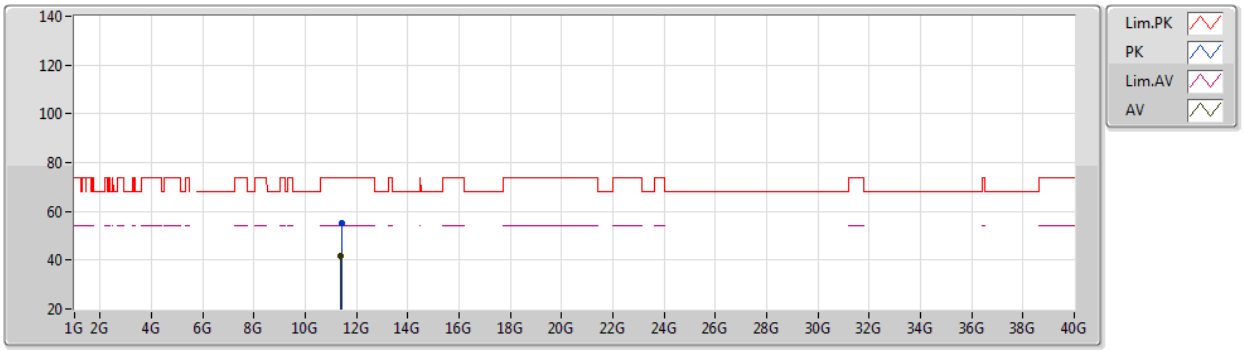

EUT Z_2TX
Setting 13.5
03-C-K-5

Type	Freq	Level	Limit	Margin	Raw	Dist	Condition	Azimuth	Height	Comment	AF	CL	PA
	(Hz)	(dBuV/m)	(dBuV/m)	(dB)	(dBuV)	(m)		(°)	(m)		(dB)	(dB)	(dB)
PK	11.40352G	54.99	74.00	-19.01	40.72	3	Vertical	330	2.55	-	39.01	9.88	34.62
AV	11.39556G	41.59	54.00	-12.41	27.33	3	Vertical	330	2.55	-	38.99	9.88	34.61

802.11ax HEW20_Nss1,(MCS0)_2TX

5700MHz_TX

31/05/2021

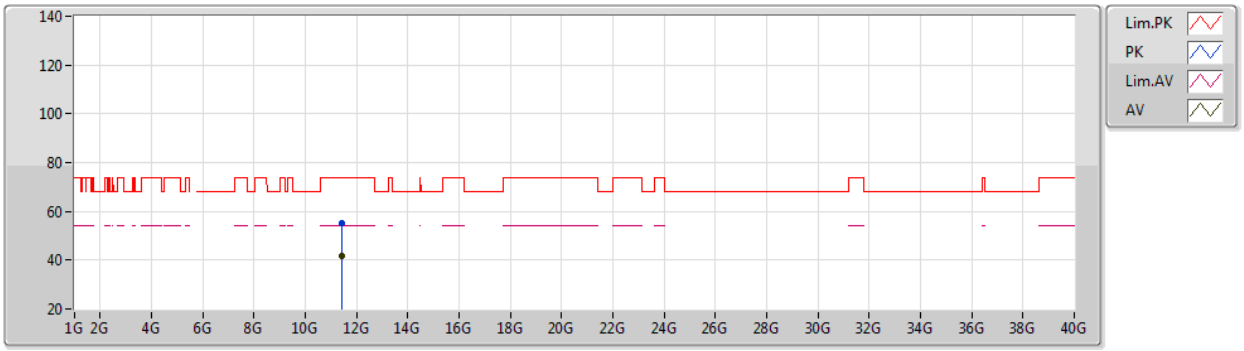

EUT Z_2TX
Setting 13.5
03-C-K-5

Type	Freq	Level	Limit	Margin	Raw	Dist	Condition	Azimuth	Height	Comment	AF	CL	PA
	(Hz)	(dBuV/m)	(dBuV/m)	(dB)	(dBuV)	(m)		(°)	(m)		(dB)	(dB)	(dB)
PK	11.40788G	55.25	74.00	-18.75	40.97	3	Horizontal	162	1.02	-	39.02	9.88	34.62
AV	11.40696G	41.52	54.00	-12.48	27.25	3	Horizontal	162	1.02	-	39.01	9.88	34.62

802.11ax HEW20_Nss1,(MCS0)_2TX

5745MHz_TX

31/05/2021

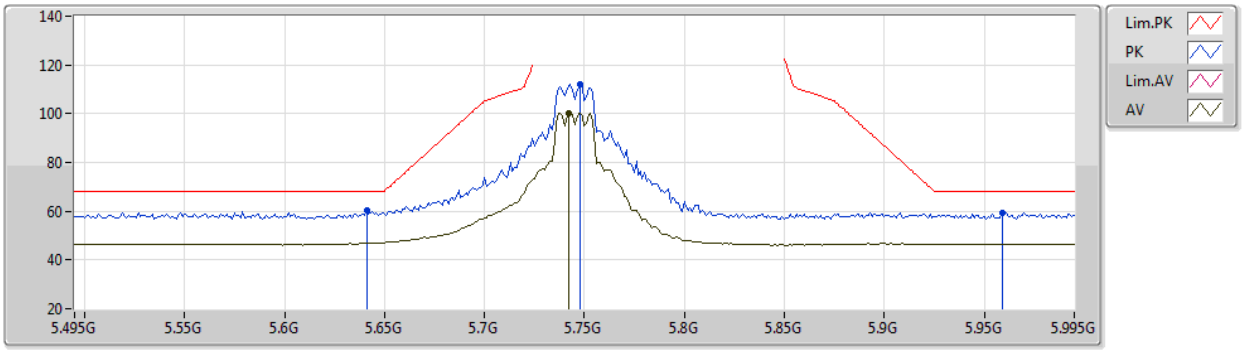

EUT Z_2TX
Setting 24
03-C-K-5-10

Type	Freq	Level	Limit	Margin	Raw	Dist	Condition	Azimuth	Height	Comment	AF	CL	PA
	(Hz)	(dBuV/m)	(dBuV/m)	(dB)	(dBuV)	(m)		(°)	(m)		(dB)	(dB)	(dB)
PK	5.641G	60.35	68.20	-7.85	54.07	3	Vertical	25	1.07	-	34.40	6.82	34.94
PK	5.748G	112.00	Inf	-Inf	105.67	3	Vertical	25	1.07	-	34.40	6.87	34.94
AV	5.742G	100.42	Inf	-Inf	94.09	3	Vertical	25	1.07	-	34.40	6.87	34.94
PK	5.959G	59.19	68.20	-9.01	52.51	3	Vertical	25	1.07	-	34.62	6.98	34.92

802.11ax HEW20_Nss1,(MCS0)_2TX

5745MHz_TX

31/05/2021

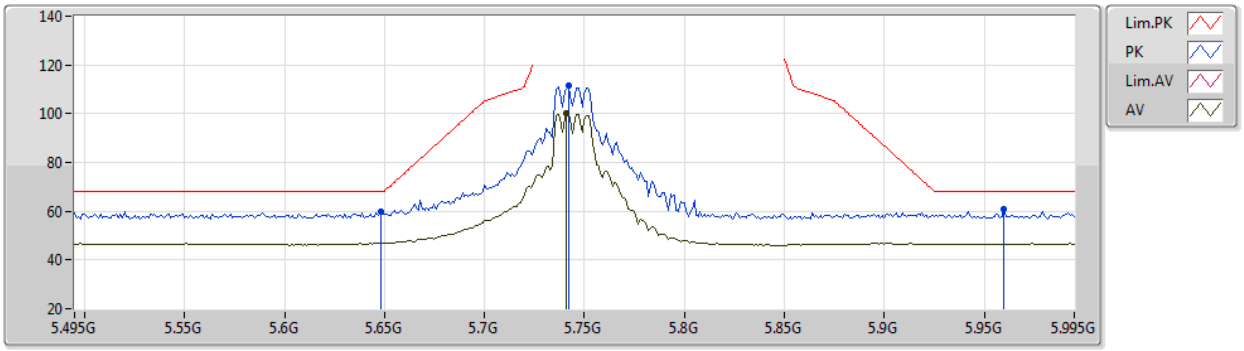

EUT Z_2TX
Setting 24
03-C-K-5-10

Type	Freq	Level	Limit	Margin	Raw	Dist	Condition	Azimuth	Height	Comment	AF	CL	PA
	(Hz)	(dBuV/m)	(dBuV/m)	(dB)	(dBuV)	(m)		(°)	(m)		(dB)	(dB)	(dB)
PK	5.648G	59.82	68.20	-8.38	53.54	3	Horizontal	267	1.00	-	34.40	6.82	34.94
PK	5.742G	111.74	Inf	-Inf	105.41	3	Horizontal	267	1.00	-	34.40	6.87	34.94
AV	5.741G	100.15	Inf	-Inf	93.82	3	Horizontal	267	1.00	-	34.40	6.87	34.94
PK	5.96G	60.97	68.20	-7.23	54.29	3	Horizontal	267	1.00	-	34.62	6.98	34.92

802.11ax HEW20_Nss1,(MCS0)_2TX

5745MHz_TX

31/05/2021

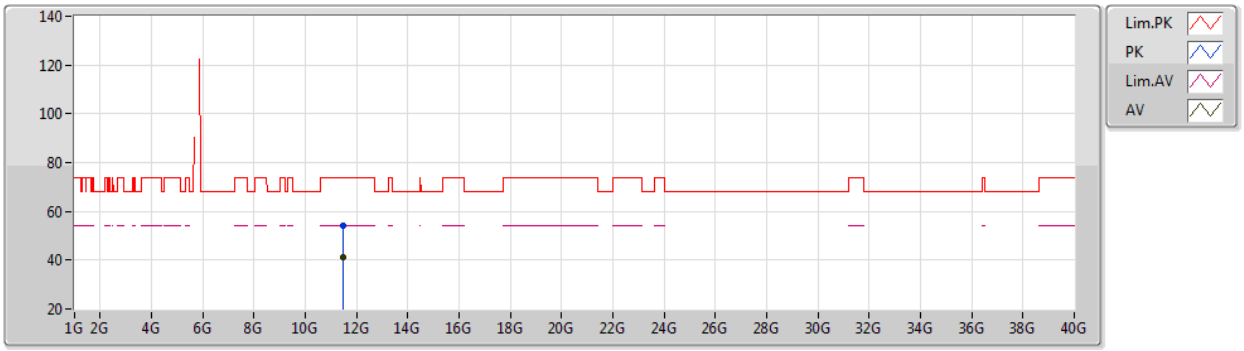

EUT Z_2TX
Setting 24
03-C-K-5

Type	Freq	Level	Limit	Margin	Raw	Dist	Condition	Azimuth	Height	Comment	AF	CL	PA
	(Hz)	(dBuV/m)	(dBuV/m)	(dB)	(dBuV)	(m)		(°)	(m)		(dB)	(dB)	(dB)
PK	11.49072G	54.16	74.00	-19.84	39.73	3	Vertical	175	2.92	-	39.18	9.90	34.65
AV	11.48252G	41.41	54.00	-12.59	26.98	3	Vertical	175	2.92	-	39.17	9.90	34.64

802.11ax HEW20_Nss1,(MCS0)_2TX

5745MHz_TX

31/05/2021

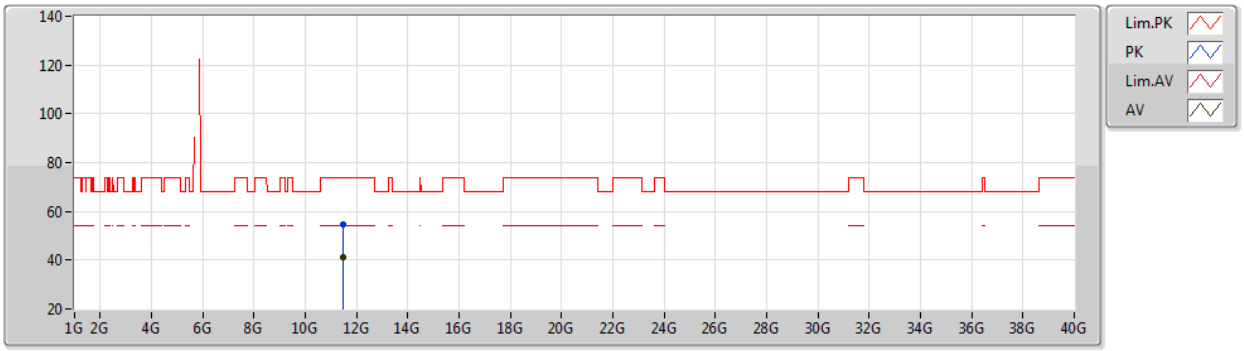

EUT Z_2TX
Setting 24
03-C-K-5

Type	Freq	Level	Limit	Margin	Raw	Dist	Condition	Azimuth	Height	Comment	AF	CL	PA
	(Hz)	(dBuV/m)	(dBuV/m)	(dB)	(dBuV)	(m)		(°)	(m)		(dB)	(dB)	(dB)
PK	11.4932G	54.44	74.00	-19.56	40.00	3	Horizontal	71	2.53	-	39.19	9.90	34.65
AV	11.49204G	41.30	54.00	-12.70	26.87	3	Horizontal	71	2.53	-	39.18	9.90	34.65

802.11ax HEW20_Nss1,(MCS0)_2TX

5785MHz_TX

31/05/2021

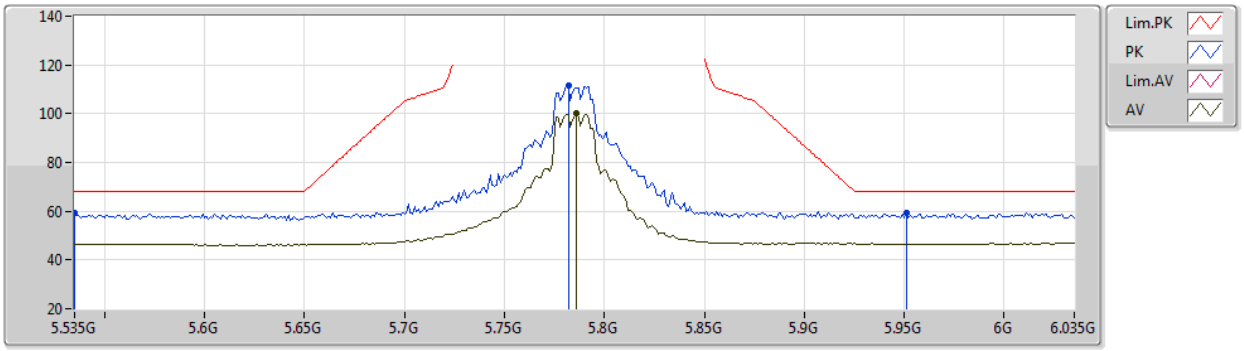

EUT Z_2TX
Setting 24
03-C-K-5-10

Type	Freq	Level	Limit	Margin	Raw	Dist	Condition	Azimuth	Height	Comment	AF	CL	PA
	(Hz)	(dBuV/m)	(dBuV/m)	(dB)	(dBuV)	(m)		(°)	(m)		(dB)	(dB)	(dB)
PK	5.535G	59.26	68.20	-8.94	52.91	3	Vertical	26	2.31	-	34.60	6.70	34.95
PK	5.782G	111.52	Inf	-Inf	105.16	3	Vertical	26	2.31	-	34.40	6.89	34.93
AV	5.786G	99.96	Inf	-Inf	93.60	3	Vertical	26	2.31	-	34.40	6.89	34.93
PK	5.951G	59.12	68.20	-9.08	52.46	3	Vertical	26	2.31	-	34.60	6.98	34.92

802.11ax HEW20_Nss1,(MCS0)_2TX

5785MHz_TX

31/05/2021

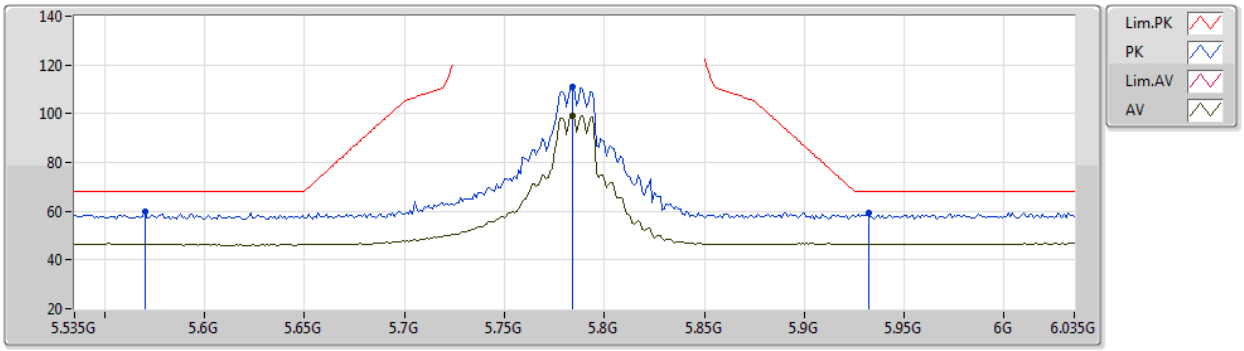

EUT Z_2TX
Setting 24
03-C-K-5-10

Type	Freq	Level	Limit	Margin	Raw	Dist	Condition	Azimuth	Height	Comment	AF	CL	PA
	(Hz)	(dBuV/m)	(dBuV/m)	(dB)	(dBuV)	(m)		(°)	(m)		(dB)	(dB)	(dB)
PK	5.57G	59.61	68.20	-8.59	53.29	3	Horizontal	268	1.00	-	34.52	6.75	34.95
PK	5.784G	111.27	Inf	-Inf	104.91	3	Horizontal	268	1.00	-	34.40	6.89	34.93
AV	5.784G	99.32	Inf	-Inf	92.96	3	Horizontal	268	1.00	-	34.40	6.89	34.93
PK	5.932G	59.36	68.20	-8.84	52.67	3	Horizontal	268	1.00	-	34.64	6.97	34.92

802.11ax HEW20_Nss1,(MCS0)_2TX

5785MHz_TX

31/05/2021

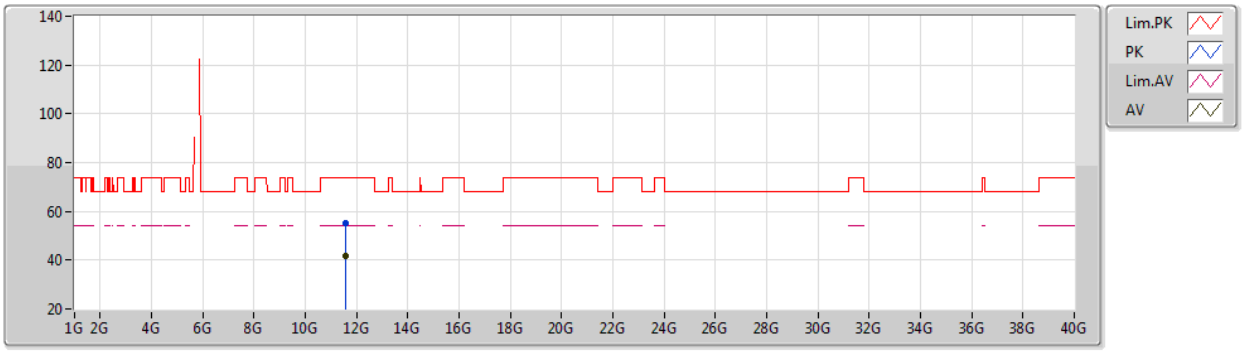

EUT Z_2TX
Setting 24
03-C-K-5

Type	Freq	Level	Limit	Margin	Raw	Dist	Condition	Azimuth	Height	Comment	AF	CL	PA
	(Hz)	(dBuV/m)	(dBuV/m)	(dB)	(dBuV)	(m)		(°)	(m)		(dB)	(dB)	(dB)
PK	11.57732G	55.37	74.00	-18.63	40.61	3	Vertical	49	1.21	-	39.51	9.92	34.67
AV	11.56112G	41.63	54.00	-12.37	26.94	3	Vertical	49	1.21	-	39.44	9.91	34.66

802.11ax HEW20_Nss1,(MCS0)_2TX

5785MHz_TX

31/05/2021

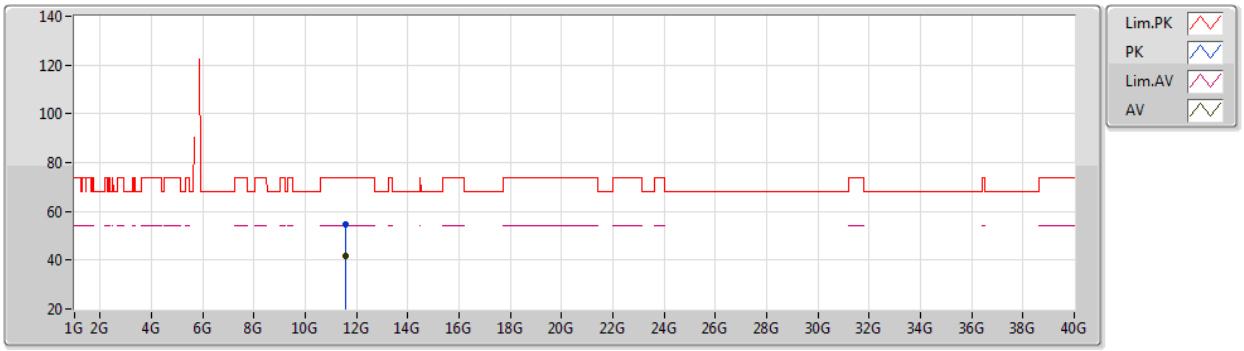

EUT Z_2TX
Setting 24
03-C-K-5

Type	Freq	Level	Limit	Margin	Raw	Dist	Condition	Azimuth	Height	Comment	AF	CL	PA
	(Hz)	(dBuV/m)	(dBuV/m)	(dB)	(dBuV)	(m)		(°)	(m)		(dB)	(dB)	(dB)
PK	11.57568G	54.72	74.00	-19.28	39.97	3	Horizontal	270	2.47	-	39.50	9.92	34.67
AV	11.56132G	41.67	54.00	-12.33	26.97	3	Horizontal	270	2.47	-	39.45	9.91	34.66

802.11ax HEW20_Nss1,(MCS0)_2TX

5825MHz_TX

31/05/2021

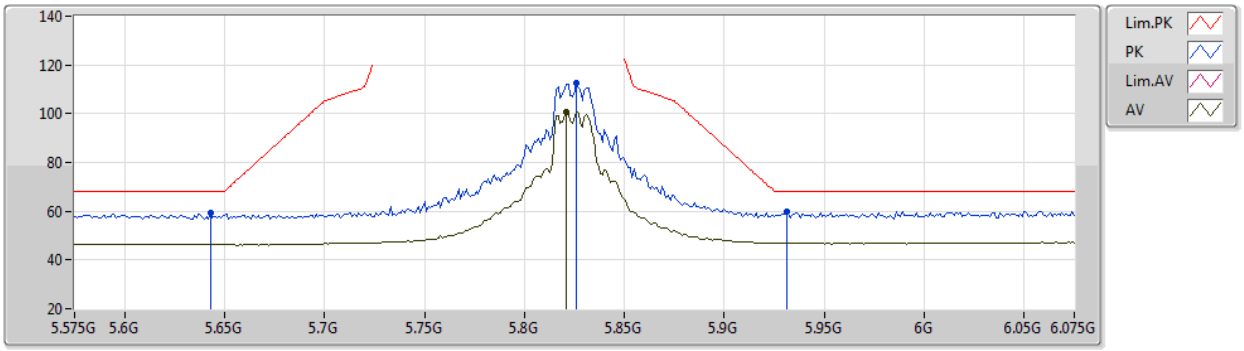

EUT Z_2TX
Setting 24
03-C-K-5-10

Type	Freq	Level	Limit	Margin	Raw	Dist	Condition	Azimuth	Height	Comment	AF	CL	PA
	(Hz)	(dBuV/m)	(dBuV/m)	(dB)	(dBuV)	(m)		(°)	(m)		(dB)	(dB)	(dB)
PK	5.643G	59.20	68.20	-9.00	52.92	3	Vertical	31	2.41	-	34.40	6.82	34.94
PK	5.826G	112.35	Inf	-Inf	105.97	3	Vertical	31	2.41	-	34.40	6.91	34.93
AV	5.821G	100.51	Inf	-Inf	94.13	3	Vertical	31	2.41	-	34.40	6.91	34.93
PK	5.931G	60.03	68.20	-8.17	53.34	3	Vertical	31	2.41	-	34.64	6.97	34.92

802.11ax HEW20_Nss1,(MCS0)_2TX

5825MHz_TX

31/05/2021

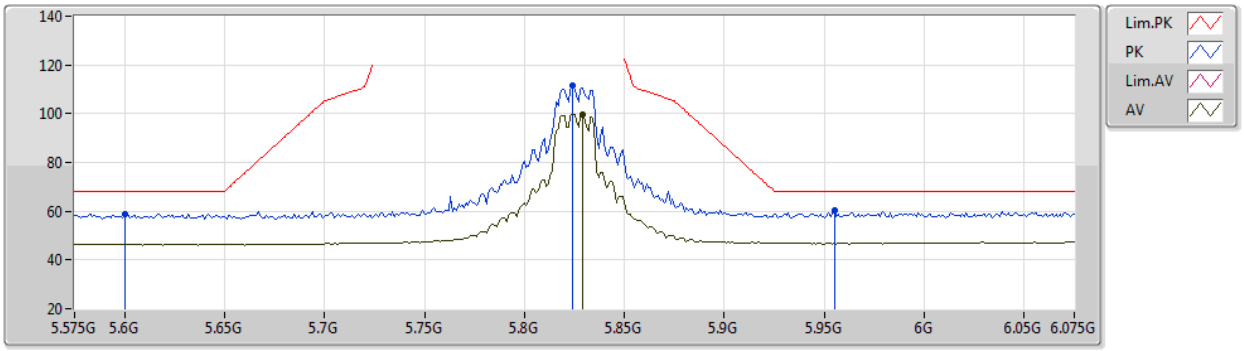

EUT Z_2TX
Setting 24
03-C-K-5-10

Type	Freq	Level	Limit	Margin	Raw	Dist	Condition	Azimuth	Height	Comment	AF	CL	PA
	(Hz)	(dBuV/m)	(dBuV/m)	(dB)	(dBuV)	(m)		(°)	(m)		(dB)	(dB)	(dB)
PK	5.6G	58.86	68.20	-9.34	52.60	3	Horizontal	263	2.27	-	34.40	6.80	34.94
PK	5.824G	111.35	Inf	-Inf	104.97	3	Horizontal	263	2.27	-	34.40	6.91	34.93
AV	5.829G	99.78	Inf	-Inf	93.40	3	Horizontal	263	2.27	-	34.40	6.91	34.93
PK	5.955G	60.52	68.20	-7.68	53.85	3	Horizontal	263	2.27	-	34.61	6.98	34.92

802.11ax HEW20_Nss1,(MCS0)_2TX

5825MHz_TX

31/05/2021

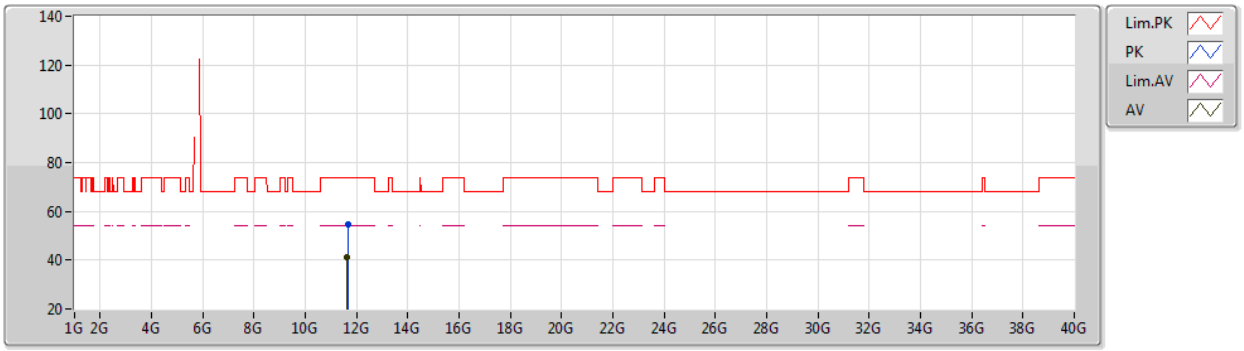

EUT Z_2TX
Setting 24
03-C-K-5

Type	Freq	Level	Limit	Margin	Raw	Dist	Condition	Azimuth	Height	Comment	AF	CL	PA
	(Hz)	(dBuV/m)	(dBuV/m)	(dB)	(dBuV)	(m)		(°)	(m)		(dB)	(dB)	(dB)
PK	11.649G	54.81	74.00	-19.19	39.97	3	Vertical	83	2.15	-	39.60	9.93	34.69
AV	11.6414G	41.45	54.00	-12.55	26.60	3	Vertical	83	2.15	-	39.60	9.93	34.68

802.11ax HEW20_Nss1,(MCS0)_2TX

5825MHz_TX

31/05/2021

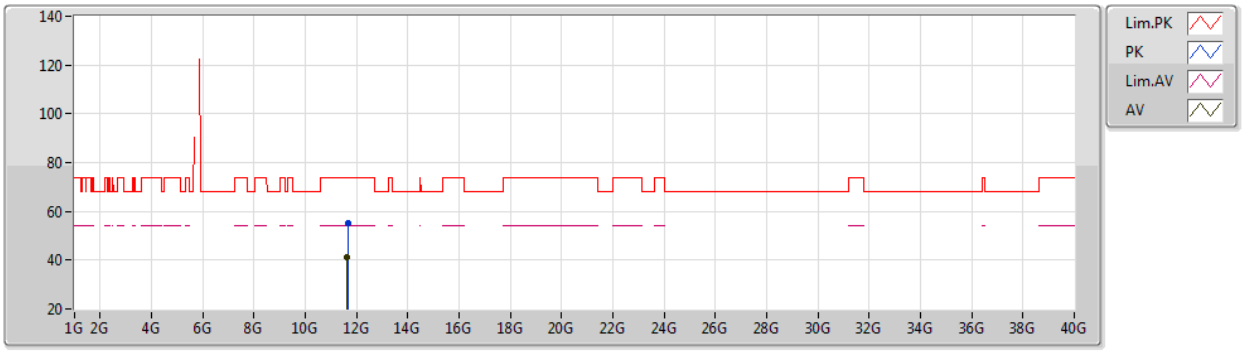

EUT Z_2TX
Setting 24
03-C-K-5

Type	Freq	Level	Limit	Margin	Raw	Dist	Condition	Azimuth	Height	Comment	AF	CL	PA
	(Hz)	(dBuV/m)	(dBuV/m)	(dB)	(dBuV)	(m)		(°)	(m)		(dB)	(dB)	(dB)
PK	11.65176G	55.03	74.00	-18.97	40.19	3	Horizontal	234	2.53	-	39.60	9.93	34.69
AV	11.64164G	41.34	54.00	-12.66	26.49	3	Horizontal	234	2.53	-	39.60	9.93	34.68

802.11ax HEW40_Nss1,(MCS0)_2TX

5190MHz_TX

31/05/2021

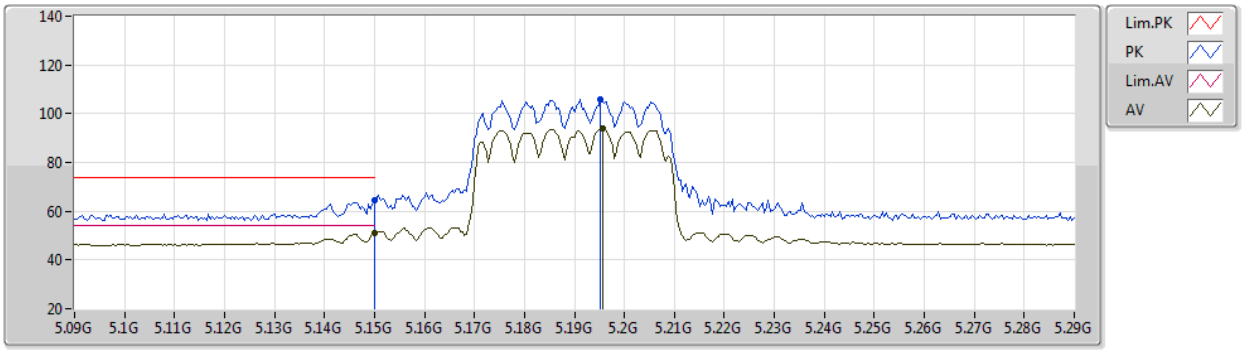

EUT Z_2TX
Setting 13.5
03-C-K-5-10

Type	Freq	Level	Limit	Margin	Raw	Dist	Condition	Azimuth	Height	Comment	AF	CL	PA
	(Hz)	(dBuV/m)	(dBuV/m)	(dB)	(dBuV)	(m)		(°)	(m)		(dB)	(dB)	(dB)
PK	5.15G	64.68	74.00	-9.32	59.48	3	Vertical	265	2.67	-	34.10	6.43	35.33
AV	5.15G	50.93	54.00	-3.07	45.73	3	Vertical	265	2.67	-	34.10	6.43	35.33
PK	5.1952G	106.12	Inf	-Inf	100.99	3	Vertical	265	2.67	-	34.01	6.40	35.28
AV	5.1956G	94.14	Inf	-Inf	89.01	3	Vertical	265	2.67	-	34.01	6.40	35.28

802.11ax HEW40_Nss1,(MCS0)_2TX

5190MHz_TX

31/05/2021

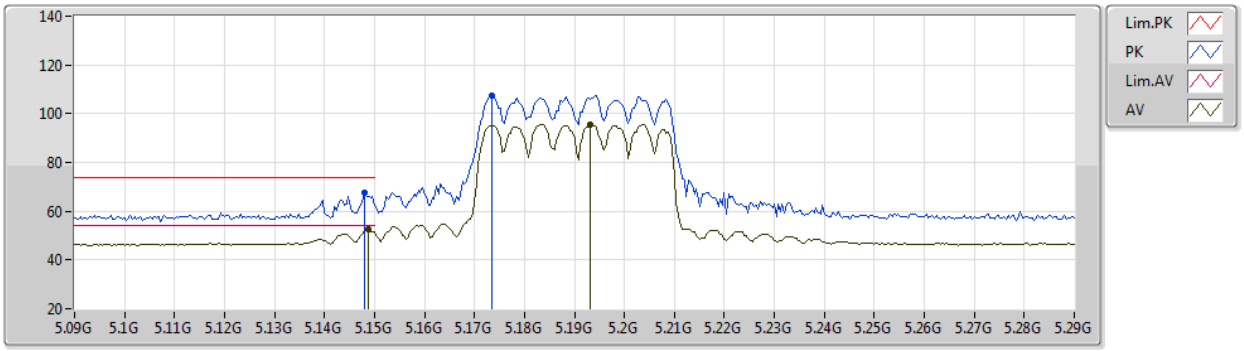

EUT Z_2TX
Setting 13.5
03-C-K-5-10

Type	Freq	Level	Limit	Margin	Raw	Dist	Condition	Azimuth	Height	Comment	AF	CL	PA
	(Hz)	(dBuV/m)	(dBuV/m)	(dB)	(dBuV)	(m)		(°)	(m)		(dB)	(dB)	(dB)
PK	5.148G	67.43	74.00	-6.57	62.24	3	Horizontal	351	2.38	-	34.09	6.43	35.33
AV	5.1488G	52.55	54.00	-1.45	47.35	3	Horizontal	351	2.38	-	34.10	6.43	35.33
PK	5.1736G	107.22	Inf	-Inf	102.06	3	Horizontal	351	2.38	-	34.05	6.41	35.30
AV	5.1932G	95.70	Inf	-Inf	90.57	3	Horizontal	351	2.38	-	34.01	6.40	35.28

802.11ax HEW40_Nss1,(MCS0)_2TX

5190MHz_TX

31/05/2021

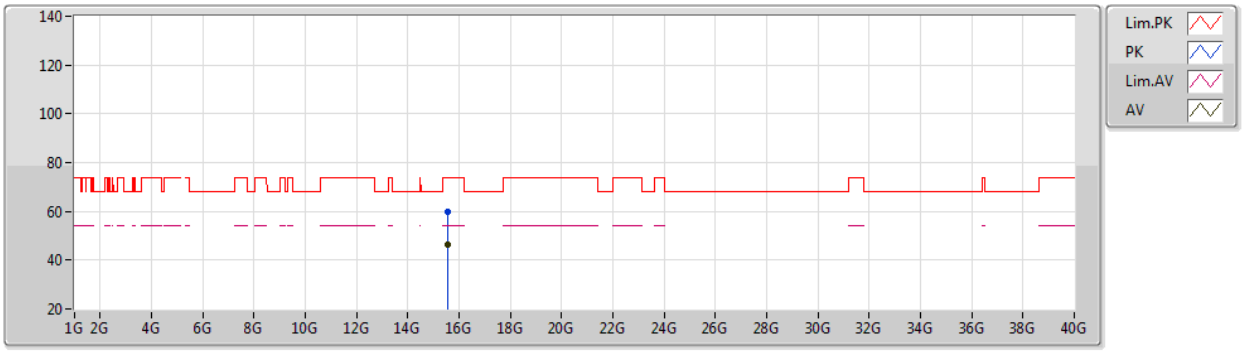

EUT Z_2TX
Setting 13.5
03-F-J-7

Type	Freq	Level	Limit	Margin	Raw	Dist	Condition	Azimuth	Height	Comment	AF	CL	PA
	(Hz)	(dBuV/m)	(dBuV/m)	(dB)	(dBuV)	(m)		(°)	(m)		(dB)	(dB)	(dB)
PK	15.57208G	59.79	74.00	-14.21	45.00	3	Vertical	330	2.97	-	38.05	11.79	35.05
AV	15.56766G	46.35	54.00	-7.65	31.52	3	Vertical	330	2.97	-	38.09	11.78	35.04

802.11ax HEW40_Nss1,(MCS0)_2TX

5190MHz_TX

31/05/2021

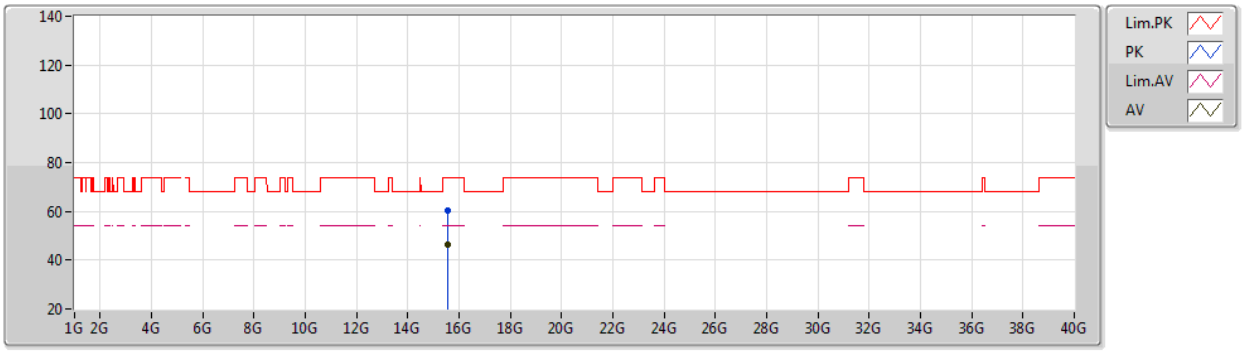

EUT Z_2TX
Setting 13.5
03-F-J-7

Type	Freq	Level	Limit	Margin	Raw	Dist	Condition	Azimuth	Height	Comment	AF	CL	PA
	(Hz)	(dBuV/m)	(dBuV/m)	(dB)	(dBuV)	(m)		(°)	(m)		(dB)	(dB)	(dB)
PK	15.57138G	60.22	74.00	-13.78	45.42	3	Horizontal	29	2.42	-	38.06	11.79	35.05
AV	15.56574G	46.25	54.00	-7.75	31.40	3	Horizontal	29	2.42	-	38.11	11.78	35.04

802.11ax HEW40_Nss1,(MCS0)_2TX

5230MHz_TX

31/05/2021

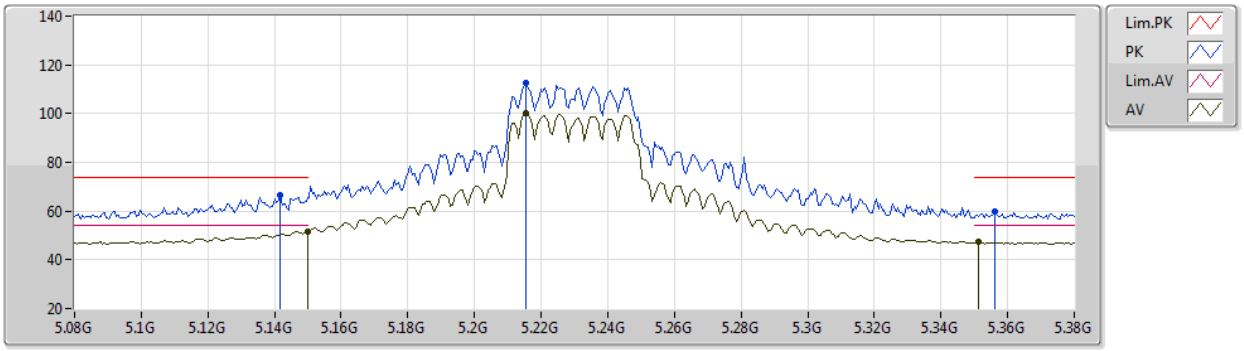

EUT Z_2TX
Setting 21.5
03-C-K-5-10

Type	Freq	Level	Limit	Margin	Raw	Dist	Condition	Azimuth	Height	Comment	AF	CL	PA
	(Hz)	(dBuV/m)	(dBuV/m)	(dB)	(dBuV)	(m)		(°)	(m)		(dB)	(dB)	(dB)
PK	5.1418G	66.81	74.00	-7.19	61.65	3	Vertical	260	3.00	-	34.07	6.43	35.34
AV	5.15G	51.69	54.00	-2.31	46.49	3	Vertical	260	3.00	-	34.10	6.43	35.33
PK	5.2156G	112.47	Inf	-Inf	107.26	3	Vertical	260	3.00	-	34.06	6.41	35.26
AV	5.2156G	100.27	Inf	-Inf	95.06	3	Vertical	260	3.00	-	34.06	6.41	35.26
PK	5.356G	59.82	74.00	-14.18	53.86	3	Vertical	260	3.00	-	34.59	6.48	35.11
AV	5.3512G	47.30	54.00	-6.70	41.33	3	Vertical	260	3.00	-	34.60	6.48	35.11

802.11ax HEW40_Nss1,(MCS0)_2TX

5230MHz_TX

31/05/2021

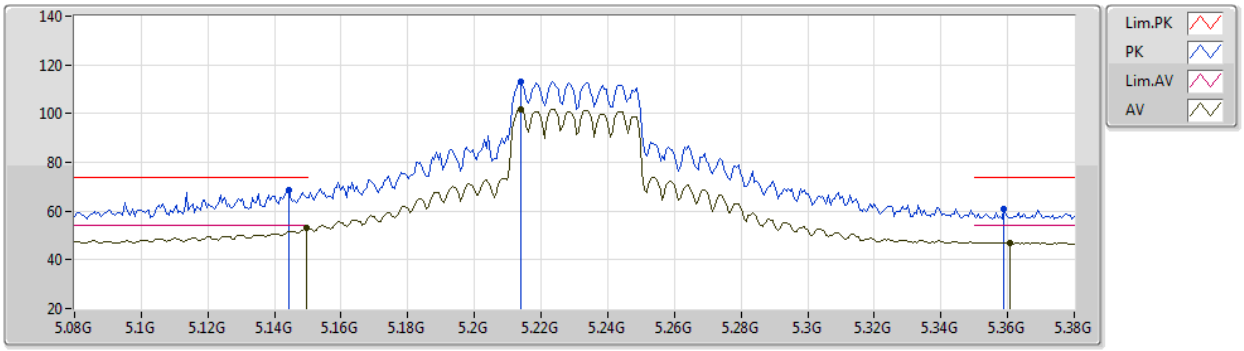

EUT Z_2TX
Setting 21.5
03-C-K-5-10

Type	Freq	Level	Limit	Margin	Raw	Dist	Condition	Azimuth	Height	Comment	AF	CL	PA
	(Hz)	(dBuV/m)	(dBuV/m)	(dB)	(dBuV)	(m)		(°)	(m)		(dB)	(dB)	(dB)
PK	5.1442G	68.69	74.00	-5.31	63.51	3	Horizontal	351	2.78	-	34.08	6.43	35.33
AV	5.1496G	52.92	54.00	-1.08	47.72	3	Horizontal	351	2.78	-	34.10	6.43	35.33
PK	5.2138G	113.13	Inf	-Inf	107.92	3	Horizontal	351	2.78	-	34.06	6.41	35.26
AV	5.2138G	101.88	Inf	-Inf	96.67	3	Horizontal	351	2.78	-	34.06	6.41	35.26
PK	5.359G	60.65	74.00	-13.35	54.69	3	Horizontal	351	2.78	-	34.58	6.48	35.10
AV	5.3608G	47.05	54.00	-6.95	41.09	3	Horizontal	351	2.78	-	34.58	6.48	35.10

802.11ax HEW40_Nss1,(MCS0)_2TX

5230MHz_TX

31/05/2021

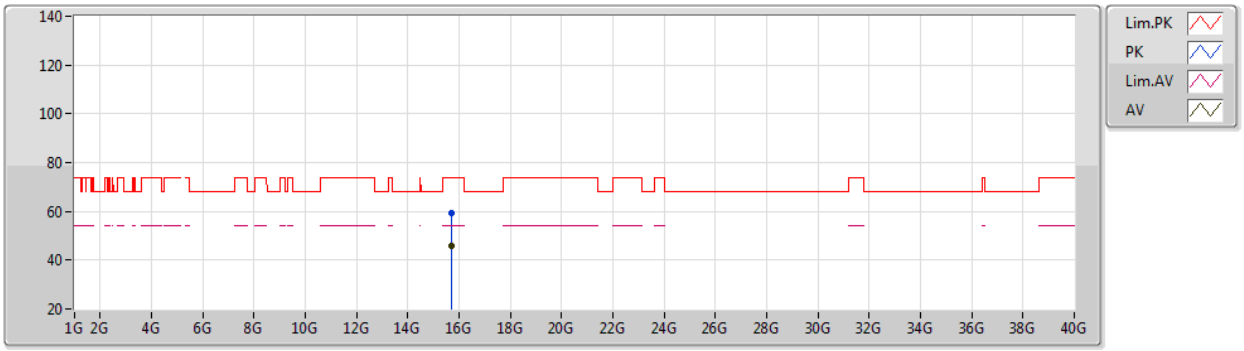

EUT Z_2TX
Setting 21.5
03-F-J-7

Type	Freq	Level	Limit	Margin	Raw	Dist	Condition	Azimuth	Height	Comment	AF	CL	PA
	(Hz)	(dBuV/m)	(dBuV/m)	(dB)	(dBuV)	(m)		(°)	(m)		(dB)	(dB)	(dB)
PK	15.68942G	59.36	74.00	-14.64	44.66	3	Vertical	186	1.78	-	37.98	11.84	35.12
AV	15.69198G	45.81	54.00	-8.19	31.10	3	Vertical	186	1.78	-	37.98	11.85	35.12

802.11ax HEW40_Nss1,(MCS0)_2TX

5230MHz_TX

31/05/2021

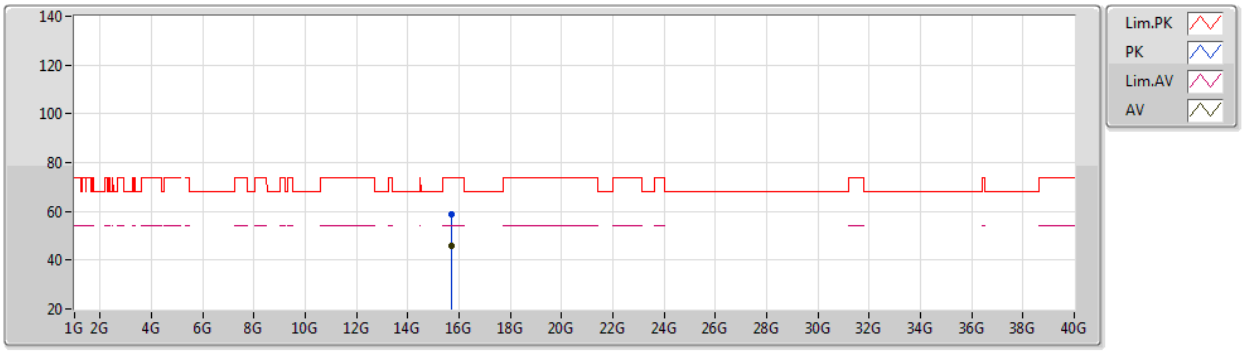

EUT Z_2TX
Setting 21.5
03-F-J-7

Type	Freq	Level	Limit	Margin	Raw	Dist	Condition	Azimuth	Height	Comment	AF	CL	PA
	(Hz)	(dBuV/m)	(dBuV/m)	(dB)	(dBuV)	(m)		(°)	(m)		(dB)	(dB)	(dB)
PK	15.68754G	58.75	74.00	-15.25	44.05	3	Horizontal	306	1.80	-	37.98	11.84	35.12
AV	15.68674G	45.71	54.00	-8.29	31.02	3	Horizontal	306	1.80	-	37.97	11.84	35.12

802.11ax HEW40_Nss1,(MCS0)_2TX

5270MHz_TX

31/05/2021

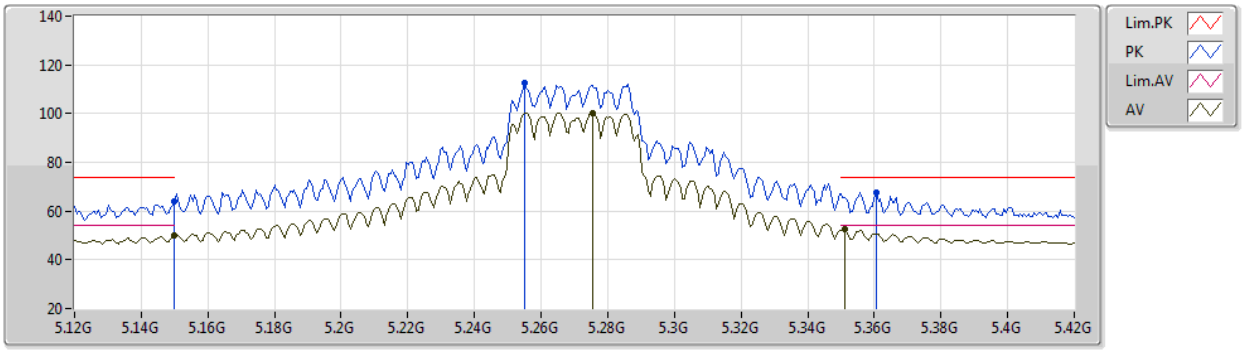

EUT Z_2TX
Setting 22
03-C-K-5-10

Type	Freq	Level	Limit	Margin	Raw	Dist	Condition	Azimuth	Height	Comment	AF	CL	PA
	(Hz)	(dBuV/m)	(dBuV/m)	(dB)	(dBuV)	(m)		(°)	(m)		(dB)	(dB)	(dB)
PK	5.15G	64.03	74.00	-9.97	58.83	3	Vertical	265	2.80	-	34.10	6.43	35.33
AV	5.15G	49.83	54.00	-4.17	44.63	3	Vertical	265	2.80	-	34.10	6.43	35.33
PK	5.255G	112.50	Inf	-Inf	107.06	3	Vertical	265	2.80	-	34.22	6.43	35.21
AV	5.2754G	100.39	Inf	-Inf	94.84	3	Vertical	265	2.80	-	34.30	6.44	35.19
PK	5.3606G	67.46	74.00	-6.54	61.50	3	Vertical	265	2.80	-	34.58	6.48	35.10
AV	5.351G	52.64	54.00	-1.36	46.67	3	Vertical	265	2.80	-	34.60	6.48	35.11

802.11ax HEW40_Nss1,(MCS0)_2TX

5270MHz_TX

31/05/2021

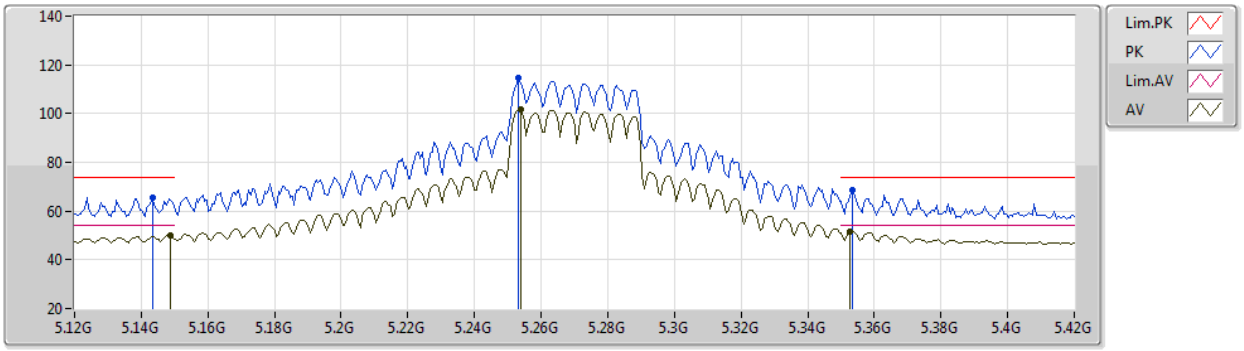

EUT Z_2TX
Setting 22
03-C-K-5-10

Type	Freq	Level	Limit	Margin	Raw	Dist	Condition	Azimuth	Height	Comment	AF	CL	PA
	(Hz)	(dBuV/m)	(dBuV/m)	(dB)	(dBuV)	(m)		(°)	(m)		(dB)	(dB)	(dB)
PK	5.1434G	65.67	74.00	-8.33	60.51	3	Horizontal	349	2.75	-	34.07	6.43	35.34
AV	5.1488G	49.99	54.00	-4.01	44.79	3	Horizontal	349	2.75	-	34.10	6.43	35.33
PK	5.2532G	114.62	Inf	-Inf	109.20	3	Horizontal	349	2.75	-	34.21	6.43	35.22
AV	5.2538G	101.57	Inf	-Inf	96.14	3	Horizontal	349	2.75	-	34.22	6.43	35.22
PK	5.3534G	68.46	74.00	-5.54	62.50	3	Horizontal	349	2.75	-	34.59	6.48	35.11
AV	5.3528G	51.67	54.00	-2.33	45.71	3	Horizontal	349	2.75	-	34.59	6.48	35.11

802.11ax HEW40_Nss1,(MCS0)_2TX

5270MHz_TX

31/05/2021

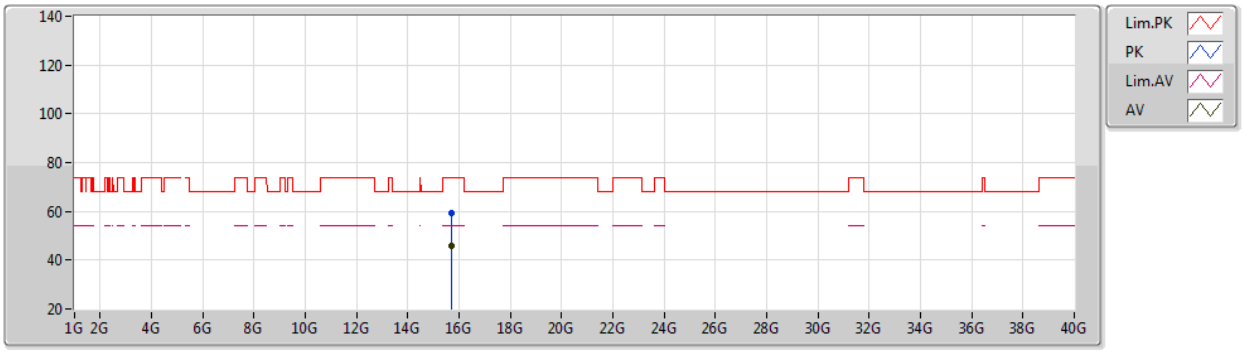

EUT Z_2TX
Setting 22
03-F-J-7

Type	Freq	Level	Limit	Margin	Raw	Dist	Condition	Azimuth	Height	Comment	AF	CL	PA
	(Hz)	(dBuV/m)	(dBuV/m)	(dB)	(dBuV)	(m)		(°)	(m)		(dB)	(dB)	(dB)
PK	15.68688G	59.06	74.00	-14.94	44.37	3	Vertical	274	1.80	-	37.97	11.84	35.12
AV	15.68674G	45.68	54.00	-8.32	30.99	3	Vertical	274	1.80	-	37.97	11.84	35.12

802.11ax HEW40_Nss1,(MCS0)_2TX

5270MHz_TX

31/05/2021

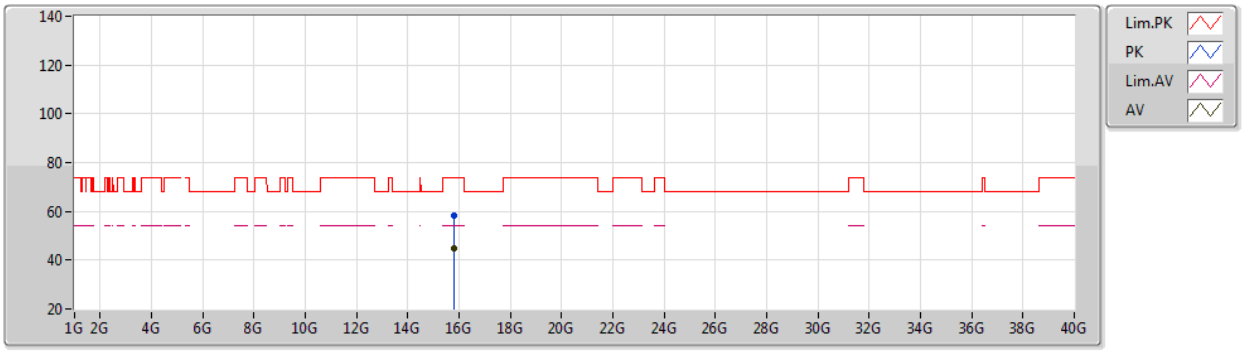

EUT Z_2TX
Setting 22
03-F-J-7

Type	Freq	Level	Limit	Margin	Raw	Dist	Condition	Azimuth	Height	Comment	AF	CL	PA
	(Hz)	(dBuV/m)	(dBuV/m)	(dB)	(dBuV)	(m)		(°)	(m)		(dB)	(dB)	(dB)
PK	15.8089G	58.37	74.00	-15.63	43.81	3	Horizontal	290	1.80	-	37.86	11.90	35.20
AV	15.81174G	45.06	54.00	-8.94	30.51	3	Horizontal	290	1.80	-	37.84	11.91	35.20

802.11ax HEW40_Nss1,(MCS0)_2TX

5310MHz_TX

31/05/2021

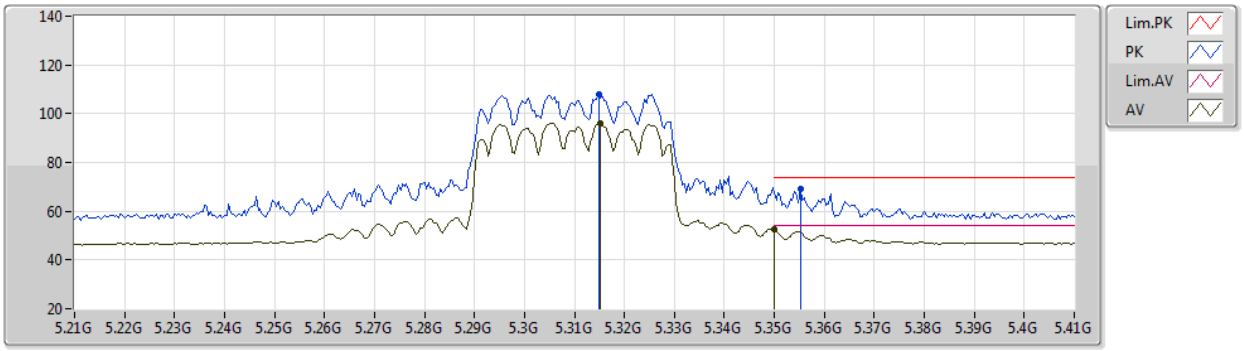

EUT Z_2TX
Setting 15
03-C-K-5-10

Type	Freq	Level	Limit	Margin	Raw	Dist	Condition	Azimuth	Height	Comment	AF	CL	PA
	(Hz)	(dBuV/m)	(dBuV/m)	(dB)	(dBuV)	(m)		(°)	(m)		(dB)	(dB)	(dB)
PK	5.3148G	108.03	Inf	-Inf	102.26	3	Vertical	258	2.77	-	34.46	6.46	35.15
AV	5.3152G	96.13	Inf	-Inf	90.36	3	Vertical	258	2.77	-	34.46	6.46	35.15
PK	5.3552G	69.39	74.00	-4.61	63.43	3	Vertical	258	2.77	-	34.59	6.48	35.11
AV	5.35G	52.60	54.00	-1.40	46.63	3	Vertical	258	2.77	-	34.60	6.48	35.11

802.11ax HEW40_Nss1,(MCS0)_2TX

5310MHz_TX

31/05/2021

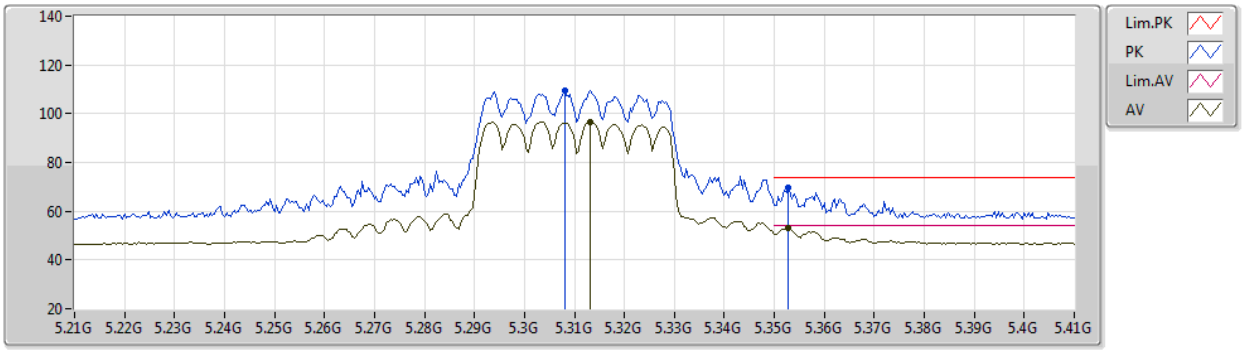

EUT Z_2TX
Setting 15
03-C-K-5-10

Type	Freq	Level	Limit	Margin	Raw	Dist	Condition	Azimuth	Height	Comment	AF	CL	PA
	(Hz)	(dBuV/m)	(dBuV/m)	(dB)	(dBuV)	(m)		(°)	(m)		(dB)	(dB)	(dB)
PK	5.308G	109.72	Inf	-Inf	104.00	3	Horizontal	349	2.42	-	34.43	6.45	35.16
AV	5.3132G	96.79	Inf	-Inf	91.03	3	Horizontal	349	2.42	-	34.45	6.46	35.15
PK	5.3528G	69.53	74.00	-4.47	63.57	3	Horizontal	349	2.42	-	34.59	6.48	35.11
AV	5.3528G	52.99	54.00	-1.01	47.03	3	Horizontal	349	2.42	-	34.59	6.48	35.11

802.11ax HEW40_Nss1,(MCS0)_2TX

5310MHz_TX

31/05/2021

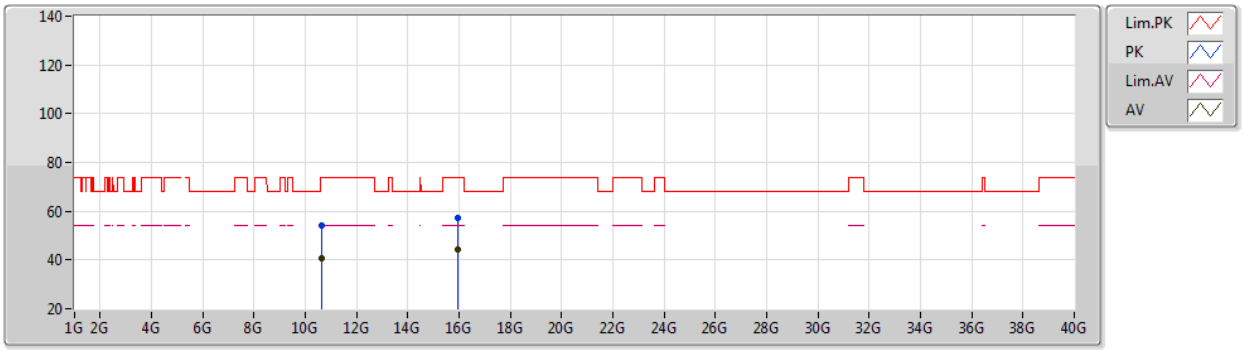

EUT Z_2TX
Setting 15
03-F-J-7

Type	Freq	Level	Limit	Margin	Raw	Dist	Condition	Azimuth	Height	Comment	AF	CL	PA
	(Hz)	(dBuV/m)	(dBuV/m)	(dB)	(dBuV)	(m)		(°)	(m)		(dB)	(dB)	(dB)
PK	10.6208G	53.96	74.00	-20.04	40.60	3	Vertical	152	1.80	-	38.40	9.72	34.76
AV	10.61634G	40.64	54.00	-13.36	27.28	3	Vertical	152	1.80	-	38.40	9.72	34.76
PK	15.93142G	57.18	74.00	-16.82	43.06	3	Vertical	32	1.63	-	37.43	11.97	35.28
AV	15.9306G	44.46	54.00	-9.54	30.34	3	Vertical	32	1.63	-	37.43	11.97	35.28

802.11ax HEW40_Nss1,(MCS0)_2TX

5310MHz_TX

31/05/2021

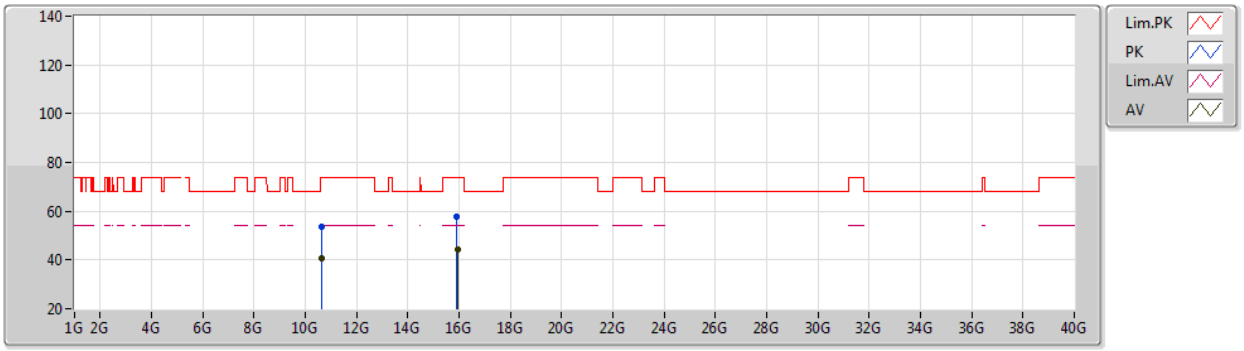

EUT Z_2TX
Setting 15
03-F-J-7

Type	Freq	Level	Limit	Margin	Raw	Dist	Condition	Azimuth	Height	Comment	AF	CL	PA
	(Hz)	(dBuV/m)	(dBuV/m)	(dB)	(dBuV)	(m)		(°)	(m)		(dB)	(dB)	(dB)
PK	10.6207G	53.76	74.00	-20.24	40.40	3	Horizontal	248	2.64	-	38.40	9.72	34.76
AV	10.61996G	40.61	54.00	-13.39	27.25	3	Horizontal	248	2.64	-	38.40	9.72	34.76
PK	15.9254G	57.77	74.00	-16.23	43.65	3	Horizontal	1	1.80	-	37.43	11.96	35.27
AV	15.92988G	44.46	54.00	-9.54	30.35	3	Horizontal	1	1.80	-	37.43	11.96	35.28

802.11ax HEW40_Nss1,(MCS0)_2TX

5510MHz_TX

31/05/2021

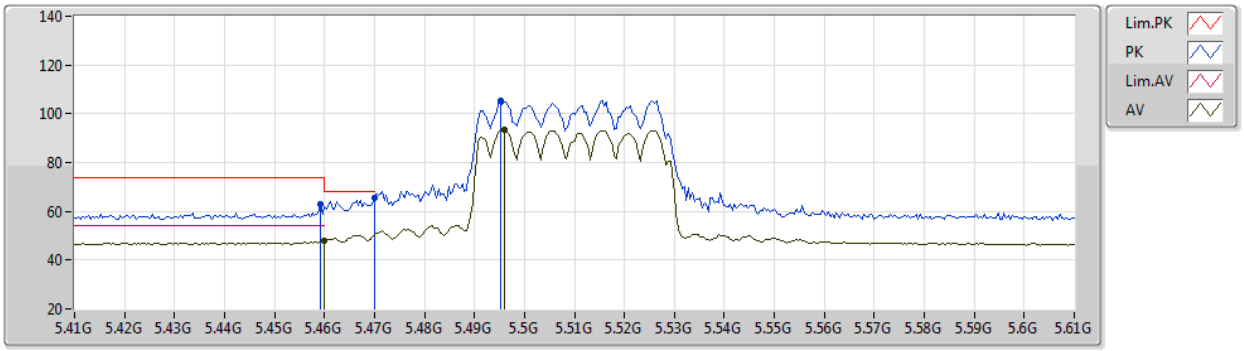

EUT Z_2TX
Setting 12.5
03-C-K-5-10

Type	Freq	Level	Limit	Margin	Raw	Dist	Condition	Azimuth	Height	Comment	AF	CL	PA
	(Hz)	(dBuV/m)	(dBuV/m)	(dB)	(dBuV)	(m)		(°)	(m)		(dB)	(dB)	(dB)
PK	5.4592G	62.87	74.00	-11.13	56.59	3	Vertical	245	3.00	-	34.68	6.59	34.99
AV	5.46G	48.02	54.00	-5.98	41.74	3	Vertical	245	3.00	-	34.68	6.59	34.99
PK	5.47G	65.34	68.20	-2.86	59.05	3	Vertical	245	3.00	-	34.66	6.61	34.98
PK	5.4952G	105.48	Inf	-Inf	99.19	3	Vertical	245	3.00	-	34.61	6.64	34.96
AV	5.496G	93.63	Inf	-Inf	87.33	3	Vertical	245	3.00	-	34.61	6.64	34.95

802.11ax HEW40_Nss1,(MCS0)_2TX

5510MHz_TX

31/05/2021

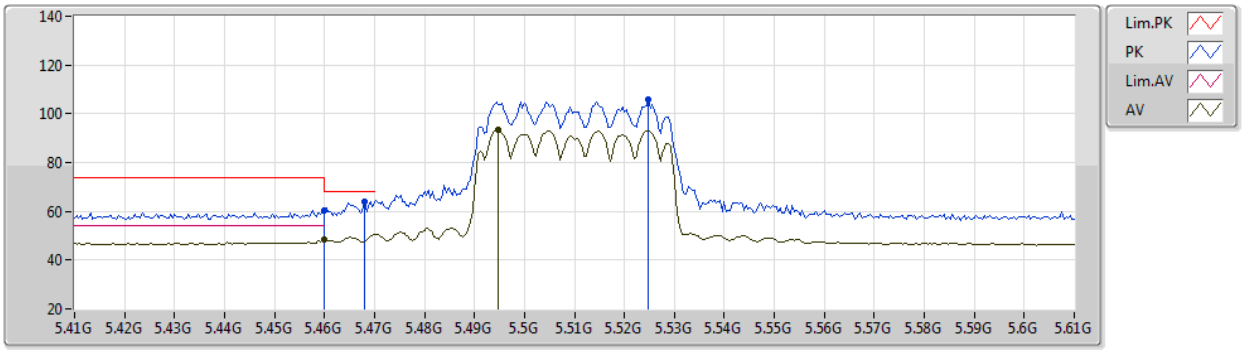

EUT Z_2TX
Setting 12.5
03-C-K-5-10

Type	Freq	Level	Limit	Margin	Raw	Dist	Condition	Azimuth	Height	Comment	AF	CL	PA
	(Hz)	(dBuV/m)	(dBuV/m)	(dB)	(dBuV)	(m)		(°)	(m)		(dB)	(dB)	(dB)
PK	5.46G	60.54	74.00	-13.46	54.26	3	Horizontal	13	2.42	-	34.68	6.59	34.99
AV	5.46G	48.43	54.00	-5.57	42.15	3	Horizontal	13	2.42	-	34.68	6.59	34.99
PK	5.468G	64.08	68.20	-4.12	57.80	3	Horizontal	13	2.42	-	34.66	6.60	34.98
AV	5.4948G	93.32	Inf	-Inf	87.03	3	Horizontal	13	2.42	-	34.61	6.64	34.96
PK	5.5248G	105.82	Inf	-Inf	99.48	3	Horizontal	13	2.42	-	34.60	6.69	34.95

802.11ax HEW40_Nss1,(MCS0)_2TX

5510MHz_TX

31/05/2021

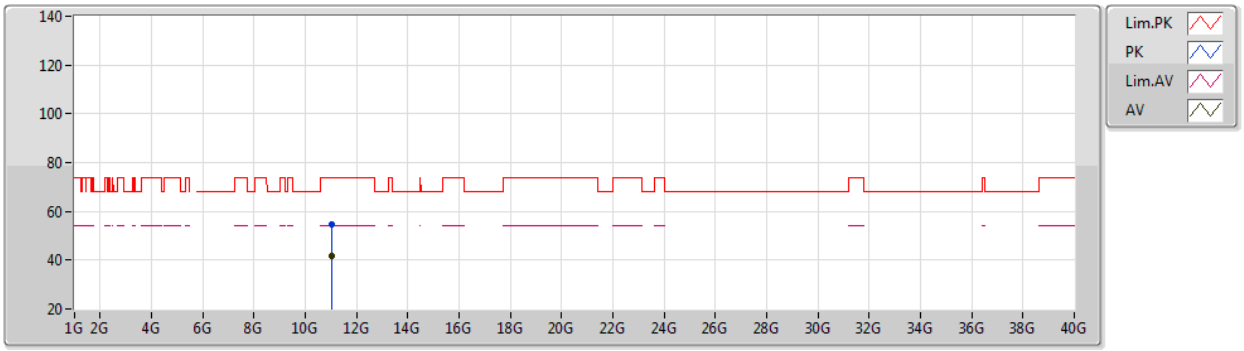

EUT Z_2TX
Setting 12.5
03-F-J-7

Type	Freq	Level	Limit	Margin	Raw	Dist	Condition	Azimuth	Height	Comment	AF	CL	PA
	(Hz)	(dBuV/m)	(dBuV/m)	(dB)	(dBuV)	(m)		(°)	(m)		(dB)	(dB)	(dB)
PK	11.01906G	54.62	74.00	-19.38	40.69	3	Vertical	254	1.79	-	38.62	9.80	34.49
AV	11.0152G	41.61	54.00	-12.39	27.68	3	Vertical	254	1.79	-	38.62	9.80	34.49

802.11ax HEW40_Nss1,(MCS0)_2TX

5510MHz_TX

31/05/2021

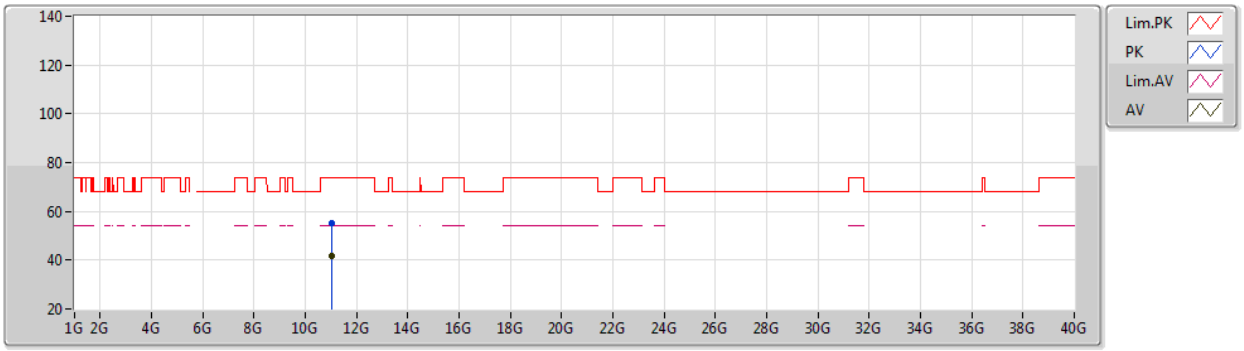

EUT Z_2TX
Setting 12.5
03-F-J-7

Type	Freq	Level	Limit	Margin	Raw	Dist	Condition	Azimuth	Height	Comment	AF	CL	PA
	(Hz)	(dBuV/m)	(dBuV/m)	(dB)	(dBuV)	(m)		(°)	(m)		(dB)	(dB)	(dB)
PK	11.02298G	55.34	74.00	-18.66	41.41	3	Horizontal	285	1.80	-	38.62	9.80	34.49
AV	11.02238G	41.47	54.00	-12.53	27.54	3	Horizontal	285	1.80	-	38.62	9.80	34.49

802.11ax HEW40_Nss1,(MCS0)_2TX

5550MHz_TX

31/05/2021

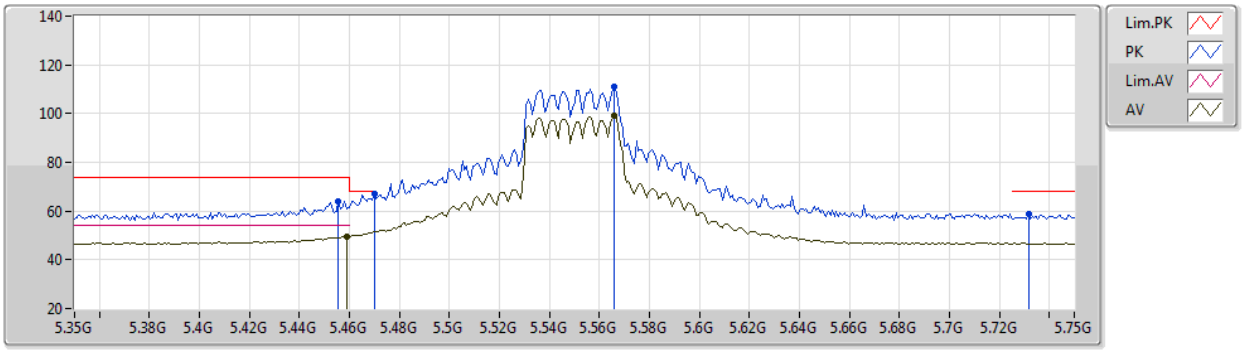

EUT Z_2TX
Setting 21
03-C-K-5-10

Type	Freq	Level	Limit	Margin	Raw	Dist	Condition	Azimuth	Height	Comment	AF	CL	PA
	(Hz)	(dBuV/m)	(dBuV/m)	(dB)	(dBuV)	(m)		(°)	(m)		(dB)	(dB)	(dB)
PK	5.4556G	63.98	74.00	-10.02	57.71	3	Vertical	242	2.93	-	34.69	6.58	35.00
AV	5.4588G	49.36	54.00	-4.64	43.08	3	Vertical	242	2.93	-	34.68	6.59	34.99
PK	5.47G	67.11	68.20	-1.09	60.82	3	Vertical	242	2.93	-	34.66	6.61	34.98
PK	5.566G	111.03	Inf	-Inf	104.69	3	Vertical	242	2.93	-	34.54	6.75	34.95
AV	5.566G	99.00	Inf	-Inf	92.66	3	Vertical	242	2.93	-	34.54	6.75	34.95
PK	5.7316G	58.59	68.20	-9.61	52.26	3	Vertical	242	2.93	-	34.40	6.87	34.94

802.11ax HEW40_Nss1,(MCS0)_2TX

5550MHz_TX

31/05/2021

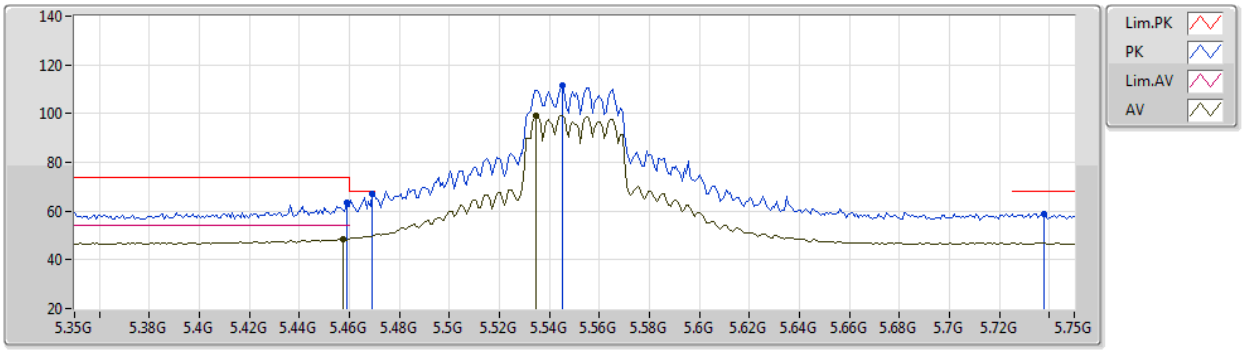

EUT Z_2TX
Setting 21
03-C-K-5-10

Type	Freq	Level	Limit	Margin	Raw	Dist	Condition	Azimuth	Height	Comment	AF	CL	PA
	(Hz)	(dBuV/m)	(dBuV/m)	(dB)	(dBuV)	(m)		(°)	(m)		(dB)	(dB)	(dB)
PK	5.4588G	63.62	74.00	-10.38	57.34	3	Horizontal	14	2.76	-	34.68	6.59	34.99
AV	5.4572G	48.69	54.00	-5.31	42.41	3	Horizontal	14	2.76	-	34.69	6.59	35.00
PK	5.4692G	66.94	68.20	-1.26	60.66	3	Horizontal	14	2.76	-	34.66	6.60	34.98
PK	5.5452G	111.32	Inf	-Inf	104.95	3	Horizontal	14	2.76	-	34.60	6.72	34.95
AV	5.5348G	99.00	Inf	-Inf	92.65	3	Horizontal	14	2.76	-	34.60	6.70	34.95
PK	5.738G	59.00	68.20	-9.20	52.67	3	Horizontal	14	2.76	-	34.40	6.87	34.94

802.11ax HEW40_Nss1,(MCS0)_2TX

5550MHz_TX

31/05/2021

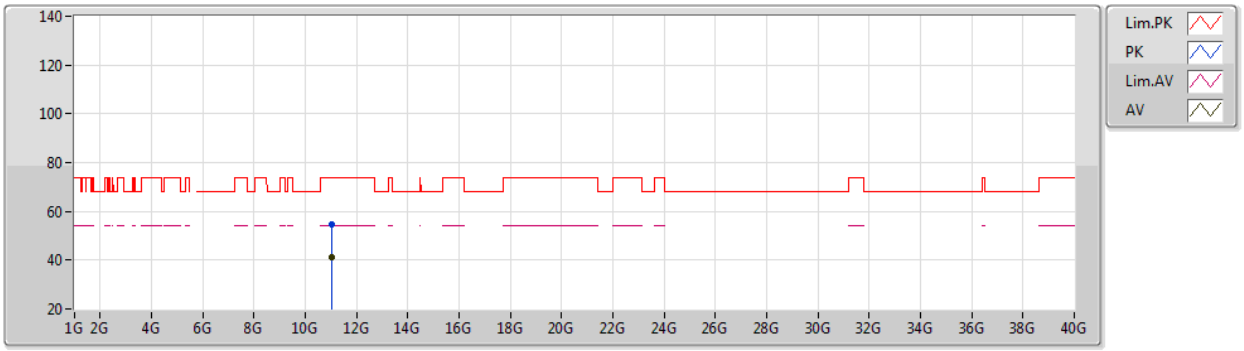

EUT Z_2TX
Setting 21
03-F-J-7

Type	Freq	Level	Limit	Margin	Raw	Dist	Condition	Azimuth	Height	Comment	AF	CL	PA
	(Hz)	(dBuV/m)	(dBuV/m)	(dB)	(dBuV)	(m)		(°)	(m)		(dB)	(dB)	(dB)
PK	11.01947G	54.88	74.00	-19.12	40.95	3	Vertical	332	1.58	-	38.62	9.80	34.49
AV	11.01932G	41.37	54.00	-12.63	27.44	3	Vertical	332	1.58	-	38.62	9.80	34.49

802.11ax HEW40_Nss1,(MCS0)_2TX

5550MHz_TX

31/05/2021

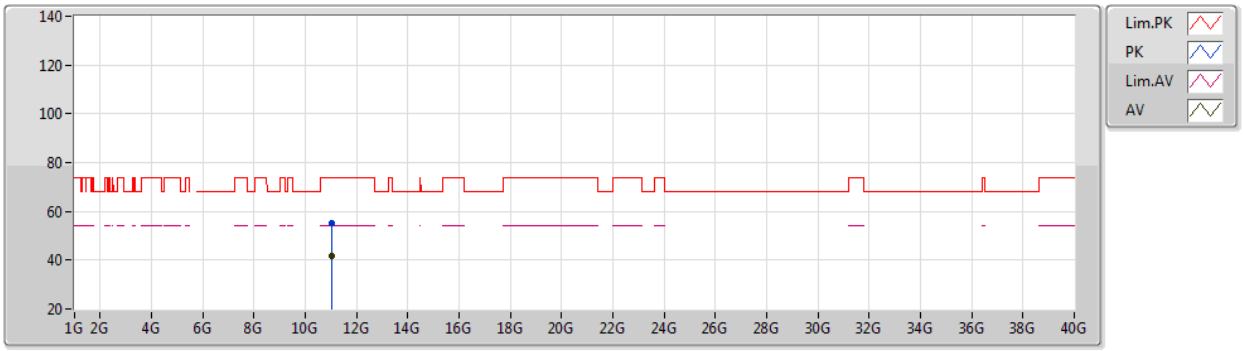

EUT Z_2TX
Setting 21
03-F-J-7

Type	Freq	Level	Limit	Margin	Raw	Dist	Condition	Azimuth	Height	Comment	AF	CL	PA
	(Hz)	(dBuV/m)	(dBuV/m)	(dB)	(dBuV)	(m)		(°)	(m)		(dB)	(dB)	(dB)
PK	11.02032G	55.16	74.00	-18.84	41.23	3	Horizontal	52	1.80	-	38.62	9.80	34.49
AV	11.02064G	41.60	54.00	-12.40	27.67	3	Horizontal	52	1.80	-	38.62	9.80	34.49

802.11ax HEW40_Nss1,(MCS0)_2TX

5670MHz_TX

31/05/2021

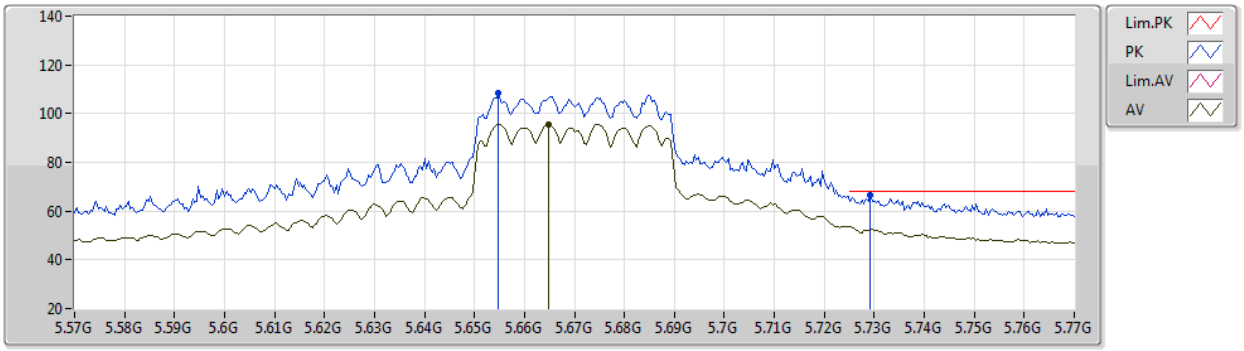

EUT Z_2TX
Setting 21
03-C-K-5-10

Type	Freq	Level	Limit	Margin	Raw	Dist	Condition	Azimuth	Height	Comment	AF	CL	PA
	(Hz)	(dBuV/m)	(dBuV/m)	(dB)	(dBuV)	(m)		(°)	(m)		(dB)	(dB)	(dB)
PK	5.6548G	108.35	Inf	-Inf	102.06	3	Vertical	52	2.27	-	34.40	6.83	34.94
AV	5.6648G	95.62	Inf	-Inf	89.33	3	Vertical	52	2.27	-	34.40	6.83	34.94
PK	5.7292G	66.60	68.20	-1.60	60.28	3	Vertical	52	2.27	-	34.40	6.86	34.94

802.11ax HEW40_Nss1,(MCS0)_2TX

5670MHz_TX

31/05/2021

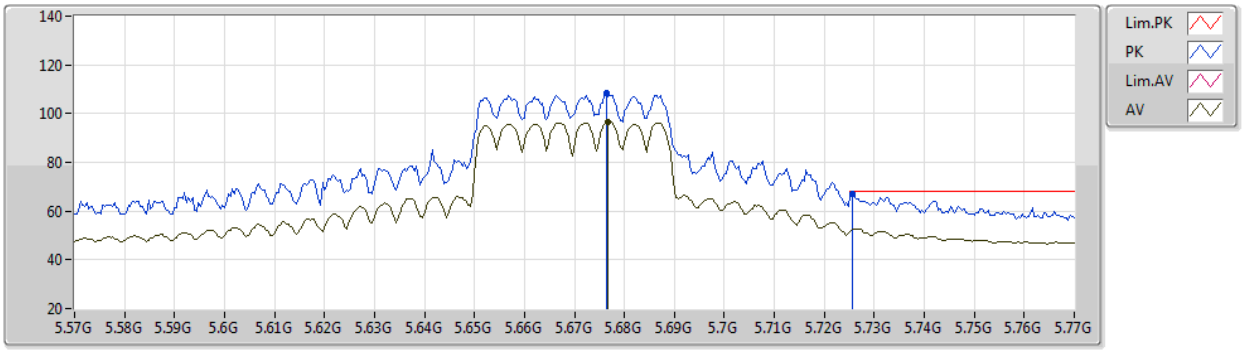

EUT Z_2TX
Setting 21
03-C-K-5-10

Type	Freq	Level	Limit	Margin	Raw	Dist	Condition	Azimuth	Height	Comment	AF	CL	PA
	(Hz)	(dBuV/m)	(dBuV/m)	(dB)	(dBuV)	(m)		(°)	(m)		(dB)	(dB)	(dB)
PK	5.6764G	108.34	Inf	-Inf	102.04	3	Horizontal	11	2.64	-	34.40	6.84	34.94
AV	5.6768G	96.59	Inf	-Inf	90.29	3	Horizontal	11	2.64	-	34.40	6.84	34.94
PK	5.7256G	66.87	68.20	-1.33	60.55	3	Horizontal	11	2.64	-	34.40	6.86	34.94

802.11ax HEW40_Nss1,(MCS0)_2TX

5670MHz_TX

31/05/2021

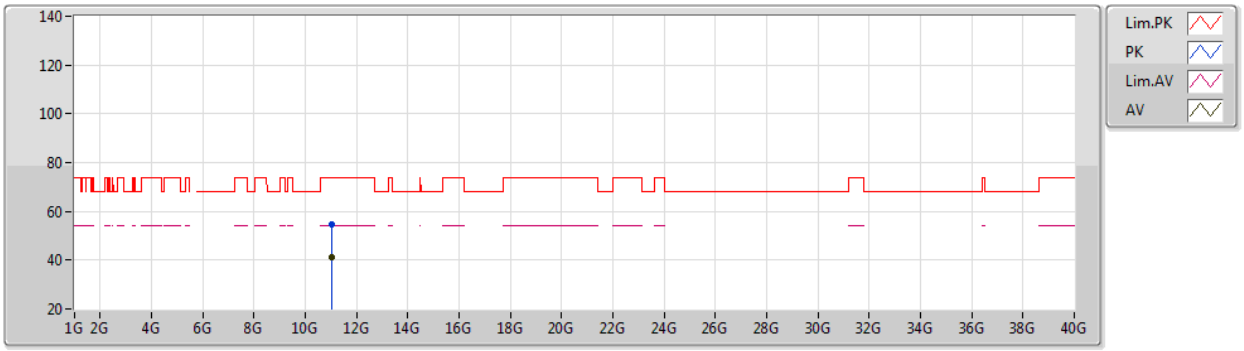

EUT Z_2TX
Setting 21
03-F-J-7

Type	Freq	Level	Limit	Margin	Raw	Dist	Condition	Azimuth	Height	Comment	AF	CL	PA
	(Hz)	(dBuV/m)	(dBuV/m)	(dB)	(dBuV)	(m)		(°)	(m)		(dB)	(dB)	(dB)
PK	11.01979G	54.69	74.00	-19.31	40.76	3	Vertical	284	1.80	-	38.62	9.80	34.49
AV	11.01972G	41.45	54.00	-12.55	27.52	3	Vertical	284	1.80	-	38.62	9.80	34.49

802.11ax HEW40_Nss1,(MCS0)_2TX

5670MHz_TX

31/05/2021

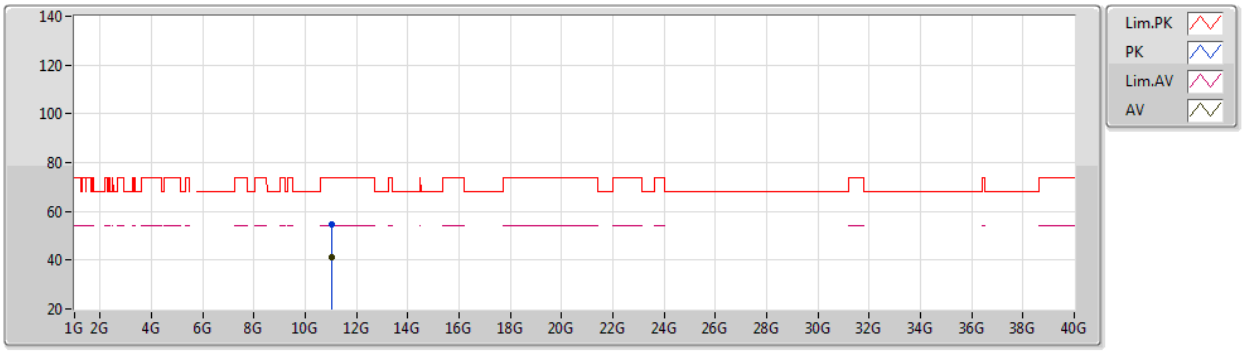

EUT Z_2TX
Setting 21
03-F-J-7

Type	Freq	Level	Limit	Margin	Raw	Dist	Condition	Azimuth	Height	Comment	AF	CL	PA
	(Hz)	(dBuV/m)	(dBuV/m)	(dB)	(dBuV)	(m)		(°)	(m)		(dB)	(dB)	(dB)
PK	11.02005G	54.77	74.00	-19.23	40.84	3	Horizontal	195	2.97	-	38.62	9.80	34.49
AV	11.01932G	41.43	54.00	-12.57	27.50	3	Horizontal	195	2.97	-	38.62	9.80	34.49

802.11ax HEW40_Nss1,(MCS0)_2TX

5755MHz_TX

31/05/2021

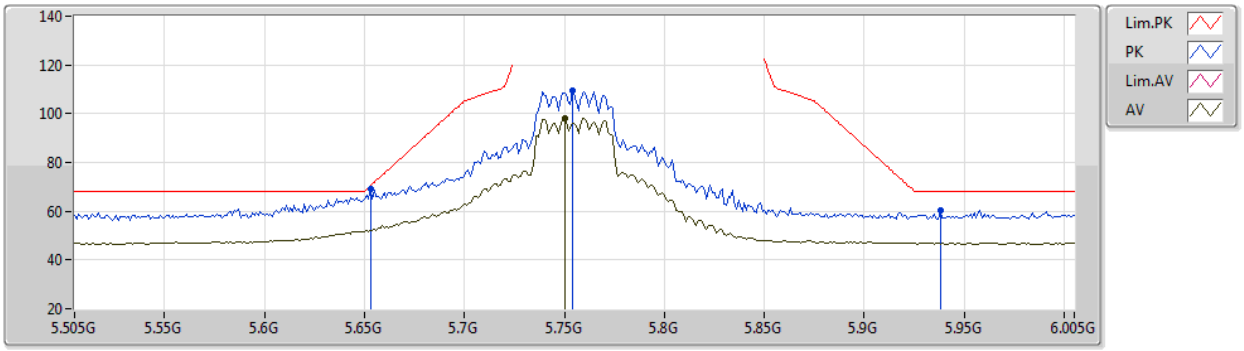

EUT Z_2TX
Setting 23.5
03-C-K-5-10

Type	Freq	Level	Limit	Margin	Raw	Dist	Condition	Azimuth	Height	Comment	AF	CL	PA
	(Hz)	(dBuV/m)	(dBuV/m)	(dB)	(dBuV)	(m)		(°)	(m)		(dB)	(dB)	(dB)
PK	5.653G	69.29	70.42	-1.13	63.00	3	Vertical	50	2.30	-	34.40	6.83	34.94
PK	5.754G	109.74	Inf	-Inf	103.39	3	Vertical	50	2.30	-	34.40	6.88	34.93
AV	5.75G	98.23	Inf	-Inf	91.90	3	Vertical	50	2.30	-	34.40	6.87	34.94
PK	5.938G	60.19	68.20	-8.01	53.52	3	Vertical	50	2.30	-	34.62	6.97	34.92

802.11ax HEW40_Nss1,(MCS0)_2TX

5755MHz_TX

31/05/2021

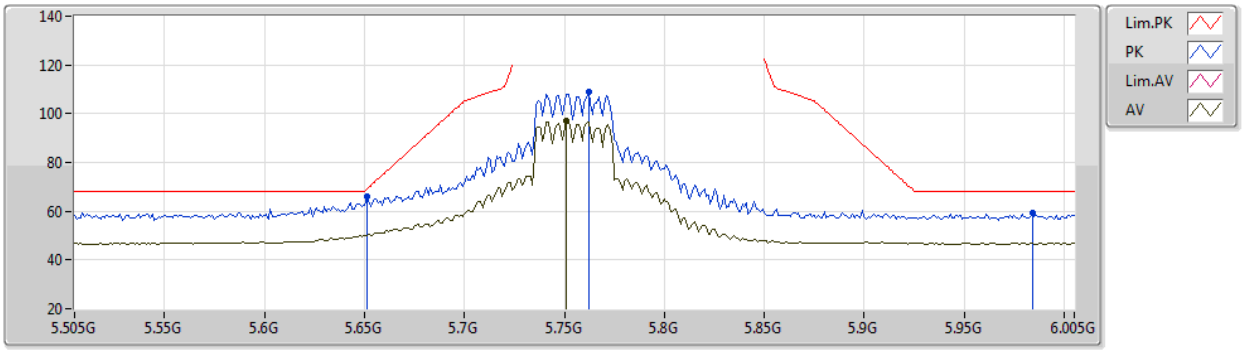

EUT Z_2TX
Setting 23.5
03-C-K-5-10

Type	Freq	Level	Limit	Margin	Raw	Dist	Condition	Azimuth	Height	Comment	AF	CL	PA
	(Hz)	(dBuV/m)	(dBuV/m)	(dB)	(dBuV)	(m)		(°)	(m)		(dB)	(dB)	(dB)
PK	5.651G	66.24	68.94	-2.70	59.95	3	Horizontal	265	2.32	-	34.40	6.83	34.94
PK	5.762G	109.16	Inf	-Inf	102.81	3	Horizontal	265	2.32	-	34.40	6.88	34.93
AV	5.751G	97.01	Inf	-Inf	90.66	3	Horizontal	265	2.32	-	34.40	6.88	34.93
PK	5.984G	59.12	68.20	-9.08	52.38	3	Horizontal	265	2.32	-	34.67	6.99	34.92

802.11ax HEW40_Nss1,(MCS0)_2TX

5755MHz_TX

31/05/2021

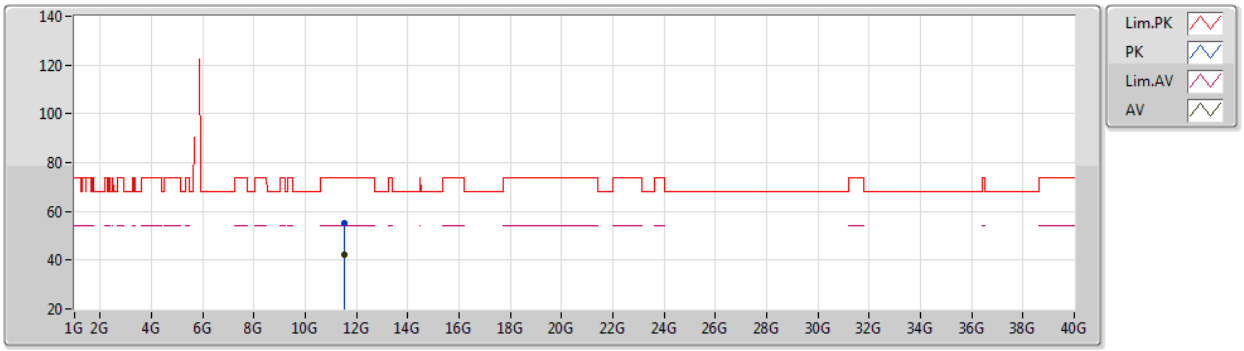

EUT Z_2TX
Setting 23.5
03-F-J-7

Type	Freq	Level	Limit	Margin	Raw	Dist	Condition	Azimuth	Height	Comment	AF	CL	PA
	(Hz)	(dBuV/m)	(dBuV/m)	(dB)	(dBuV)	(m)		(°)	(m)		(dB)	(dB)	(dB)
PK	11.51054G	55.38	74.00	-18.62	40.89	3	Vertical	313	2.30	-	39.24	9.90	34.65
AV	11.50959G	42.37	54.00	-11.63	27.88	3	Vertical	313	2.30	-	39.24	9.90	34.65

802.11ax HEW40_Nss1,(MCS0)_2TX

5755MHz_TX

31/05/2021

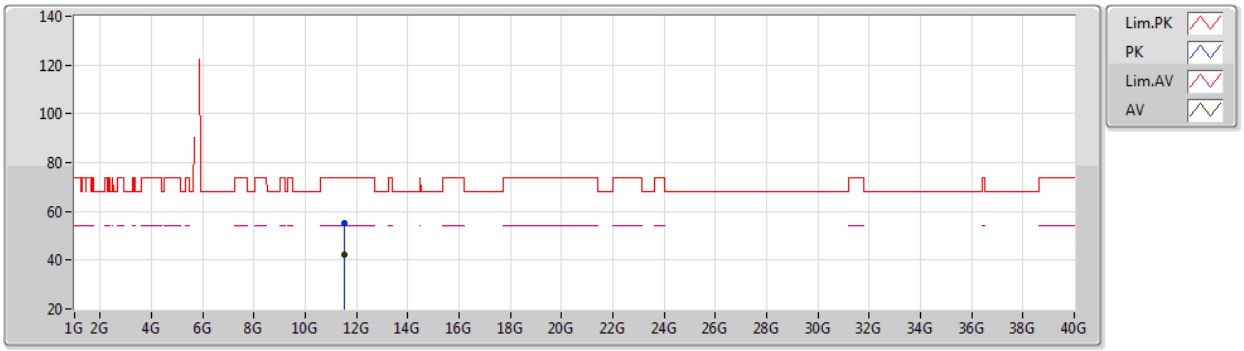

EUT Z_2TX
Setting 23.5
03-F-J-7

Type	Freq	Level	Limit	Margin	Raw	Dist	Condition	Azimuth	Height	Comment	AF	CL	PA
	(Hz)	(dBuV/m)	(dBuV/m)	(dB)	(dBuV)	(m)		(°)	(m)		(dB)	(dB)	(dB)
PK	11.51091G	55.01	74.00	-18.99	40.52	3	Horizontal	24	1.80	-	39.24	9.90	34.65
AV	11.5107G	42.19	54.00	-11.81	27.70	3	Horizontal	24	1.80	-	39.24	9.90	34.65

802.11ax HEW40_Nss1,(MCS0)_2TX

5795MHz_TX

31/05/2021

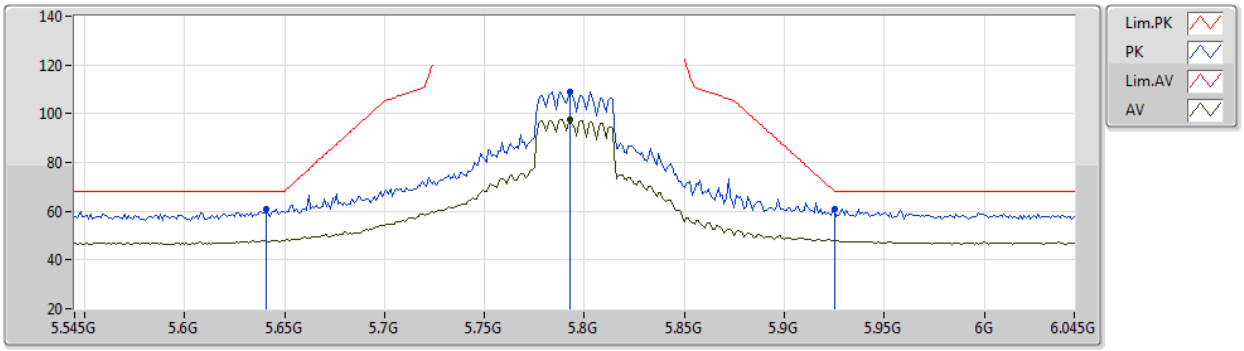

EUT Z_2TX
Setting 24
03-C-K-5-10

Type	Freq	Level	Limit	Margin	Raw	Dist	Condition	Azimuth	Height	Comment	AF	CL	PA
	(Hz)	(dBuV/m)	(dBuV/m)	(dB)	(dBuV)	(m)		(°)	(m)		(dB)	(dB)	(dB)
PK	5.641G	61.04	68.20	-7.16	54.76	3	Vertical	27	2.32	-	34.40	6.82	34.94
PK	5.793G	109.13	Inf	-Inf	102.76	3	Vertical	27	2.32	-	34.40	6.90	34.93
AV	5.793G	97.67	Inf	-Inf	91.30	3	Vertical	27	2.32	-	34.40	6.90	34.93
PK	5.925G	60.90	68.20	-7.30	54.21	3	Vertical	27	2.32	-	34.65	6.96	34.92

802.11ax HEW40_Nss1,(MCS0)_2TX

5795MHz_TX

31/05/2021

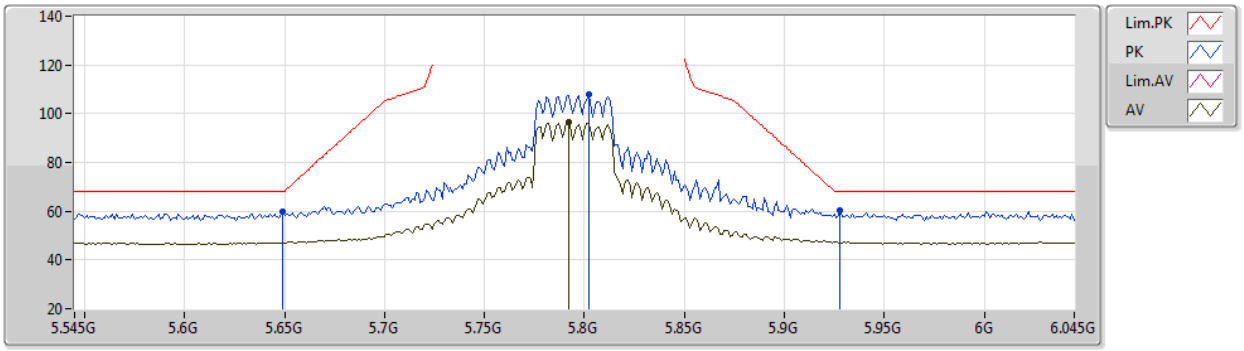

EUT Z_2TX
Setting 24
03-C-K-5-10

Type	Freq	Level	Limit	Margin	Raw	Dist	Condition	Azimuth	Height	Comment	AF	CL	PA
	(Hz)	(dBuV/m)	(dBuV/m)	(dB)	(dBuV)	(m)		(°)	(m)		(dB)	(dB)	(dB)
PK	5.649G	59.72	68.20	-8.48	53.44	3	Horizontal	261	2.22	-	34.40	6.82	34.94
PK	5.802G	107.75	Inf	-Inf	101.38	3	Horizontal	261	2.22	-	34.40	6.90	34.93
AV	5.792G	96.72	Inf	-Inf	90.35	3	Horizontal	261	2.22	-	34.40	6.90	34.93
PK	5.928G	60.29	68.20	-7.91	53.61	3	Horizontal	261	2.22	-	34.64	6.96	34.92

802.11ax HEW40_Nss1,(MCS0)_2TX

5795MHz_TX

31/05/2021

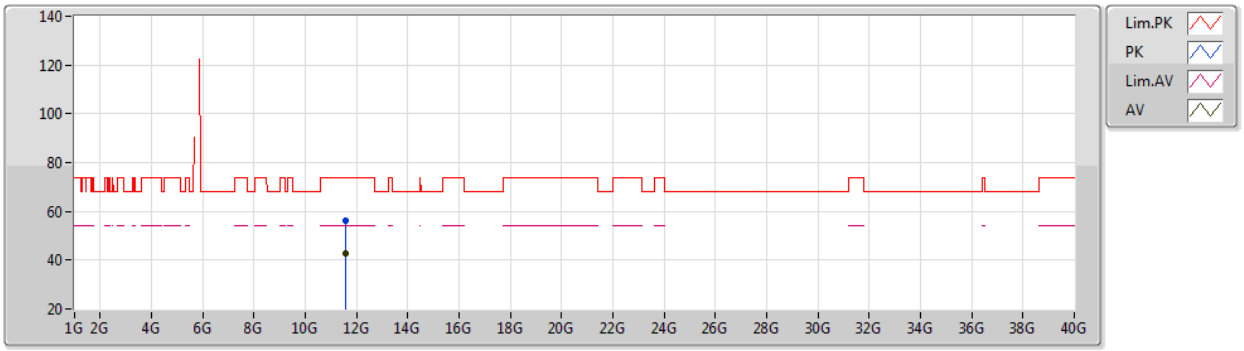

EUT Z_2TX
Setting 24
03-F-J-7

Type	Freq	Level	Limit	Margin	Raw	Dist	Condition	Azimuth	Height	Comment	AF	CL	PA
	(Hz)	(dBuV/m)	(dBuV/m)	(dB)	(dBuV)	(m)		(°)	(m)		(dB)	(dB)	(dB)
PK	11.59094G	56.28	74.00	-17.72	41.47	3	Vertical	4	1.45	-	39.56	9.92	34.67
AV	11.59094G	42.72	54.00	-11.28	27.91	3	Vertical	4	1.45	-	39.56	9.92	34.67

802.11ax HEW40_Nss1,(MCS0)_2TX

5795MHz_TX

31/05/2021

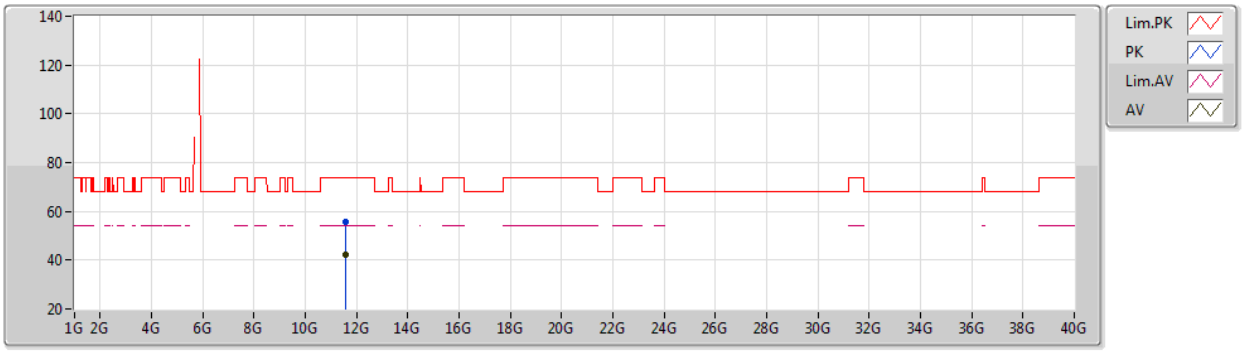

EUT Z_2TX
Setting 24
03-F-J-7

Type	Freq	Level	Limit	Margin	Raw	Dist	Condition	Azimuth	Height	Comment	AF	CL	PA
	(Hz)	(dBuV/m)	(dBuV/m)	(dB)	(dBuV)	(m)		(°)	(m)		(dB)	(dB)	(dB)
PK	11.59029G	55.60	74.00	-18.40	40.79	3	Horizontal	360	1.80	-	39.56	9.92	34.67
AV	11.58932G	42.44	54.00	-11.56	27.63	3	Horizontal	360	1.80	-	39.56	9.92	34.67

802.11ax HEW80_Nss1,(MCS0)_2TX

5210MHz_TX

31/05/2021

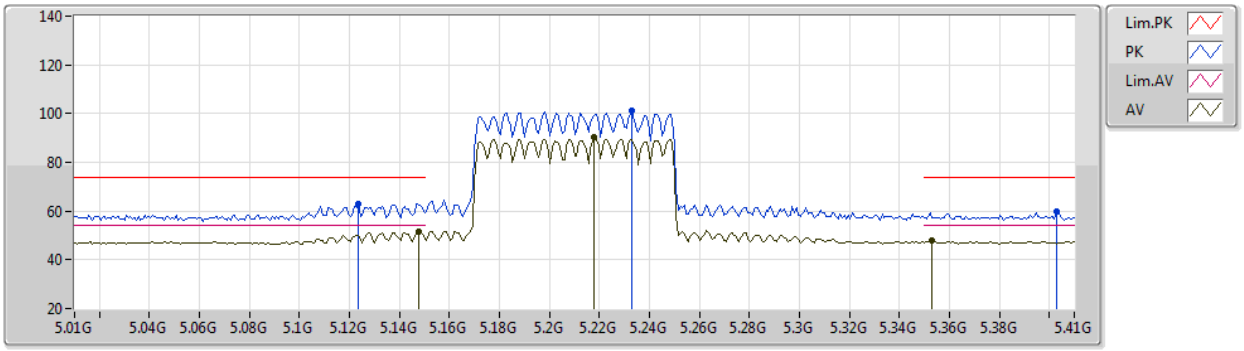

EUT Z_2TX
Setting 11.5
03-C-K-5-10

Type	Freq	Level	Limit	Margin	Raw	Dist	Condition	Azimuth	Height	Comment	AF	CL	PA
	(Hz)	(dBuV/m)	(dBuV/m)	(dB)	(dBuV)	(m)		(°)	(m)		(dB)	(dB)	(dB)
PK	5.1236G	63.11	74.00	-10.89	58.04	3	Vertical	258	2.97	-	33.99	6.44	35.36
AV	5.1476G	51.69	54.00	-2.31	46.50	3	Vertical	258	2.97	-	34.09	6.43	35.33
PK	5.2332G	101.28	Inf	-Inf	95.97	3	Vertical	258	2.97	-	34.13	6.42	35.24
AV	5.218G	90.19	Inf	-Inf	84.96	3	Vertical	258	2.97	-	34.07	6.41	35.25
PK	5.4028G	59.67	74.00	-14.33	53.71	3	Vertical	258	2.97	-	34.51	6.50	35.05
AV	5.3532G	47.69	54.00	-6.31	41.73	3	Vertical	258	2.97	-	34.59	6.48	35.11

802.11ax HEW80_Nss1,(MCS0)_2TX

5210MHz_TX

31/05/2021

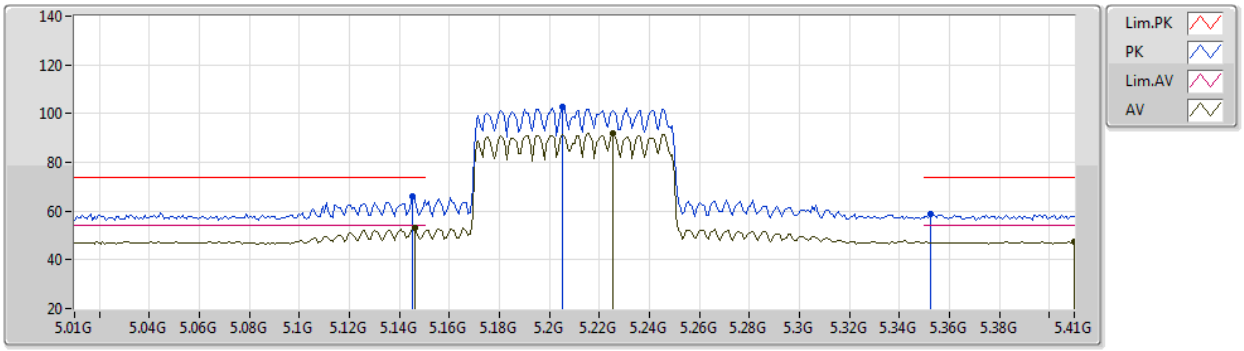

EUT Z_2TX
Setting 11.5
03-C-K-5-10

Type	Freq	Level	Limit	Margin	Raw	Dist	Condition	Azimuth	Height	Comment	AF	CL	PA
	(Hz)	(dBuV/m)	(dBuV/m)	(dB)	(dBuV)	(m)		(°)	(m)		(dB)	(dB)	(dB)
PK	5.1452G	66.12	74.00	-7.88	60.94	3	Horizontal	350	2.37	-	34.08	6.43	35.33
AV	5.146G	52.93	54.00	-1.07	47.75	3	Horizontal	350	2.37	-	34.08	6.43	35.33
PK	5.2052G	102.71	Inf	-Inf	97.56	3	Horizontal	350	2.37	-	34.02	6.40	35.27
AV	5.2252G	91.98	Inf	-Inf	86.72	3	Horizontal	350	2.37	-	34.10	6.41	35.25
PK	5.3524G	58.77	74.00	-15.23	52.80	3	Horizontal	350	2.37	-	34.60	6.48	35.11
AV	5.41G	47.30	54.00	-6.70	41.29	3	Horizontal	350	2.37	-	34.54	6.52	35.05

802.11ax HEW80_Nss1,(MCS0)_2TX

5210MHz_TX

31/05/2021

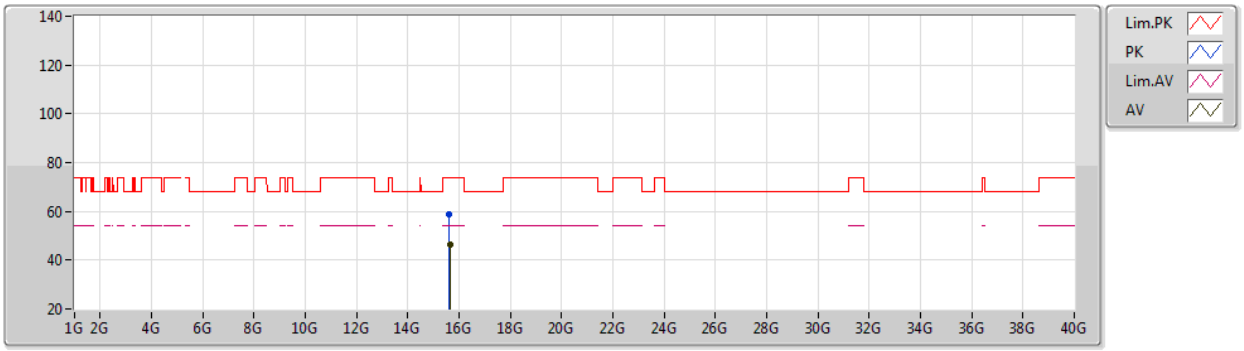

EUT Z_2TX
Setting 11.5
03-F-J-7

Type	Freq	Level	Limit	Margin	Raw	Dist	Condition	Azimuth	Height	Comment	AF	CL	PA
	(Hz)	(dBuV/m)	(dBuV/m)	(dB)	(dBuV)	(m)		(°)	(m)		(dB)	(dB)	(dB)
PK	15.62728G	58.74	74.00	-15.26	44.16	3	Vertical	17	2.15	-	37.85	11.81	35.08
AV	15.63364G	46.55	54.00	-7.45	31.95	3	Vertical	17	2.15	-	37.87	11.82	35.09

802.11ax HEW80_Nss1,(MCS0)_2TX

5210MHz_TX

31/05/2021

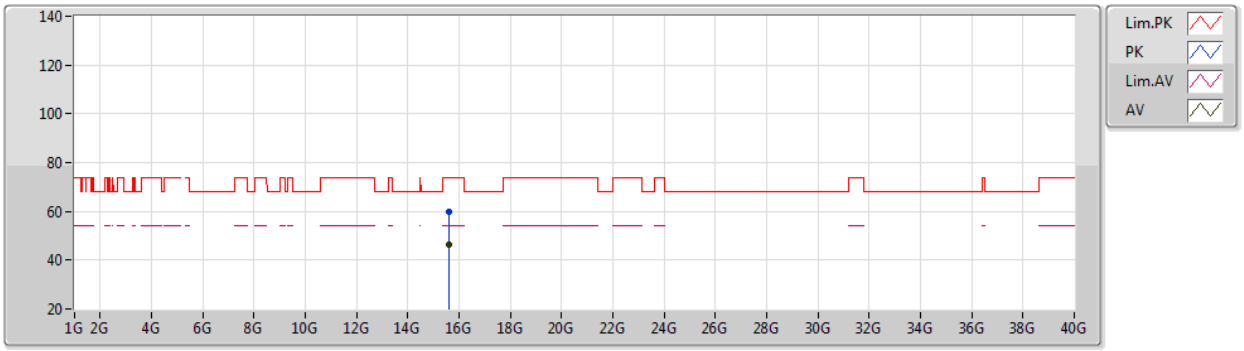

EUT Z_2TX
Setting 11.5
03-F-J-7

Type	Freq	Level	Limit	Margin	Raw	Dist	Condition	Azimuth	Height	Comment	AF	CL	PA
	(Hz)	(dBuV/m)	(dBuV/m)	(dB)	(dBuV)	(m)		(°)	(m)		(dB)	(dB)	(dB)
PK	15.62934G	59.75	74.00	-14.25	45.16	3	Horizontal	341	2.67	-	37.86	11.81	35.08
AV	15.63026G	46.51	54.00	-7.49	31.91	3	Horizontal	341	2.67	-	37.86	11.82	35.08

802.11ax HEW80_Nss1,(MCS0)_2TX

5290MHz_TX

31/05/2021

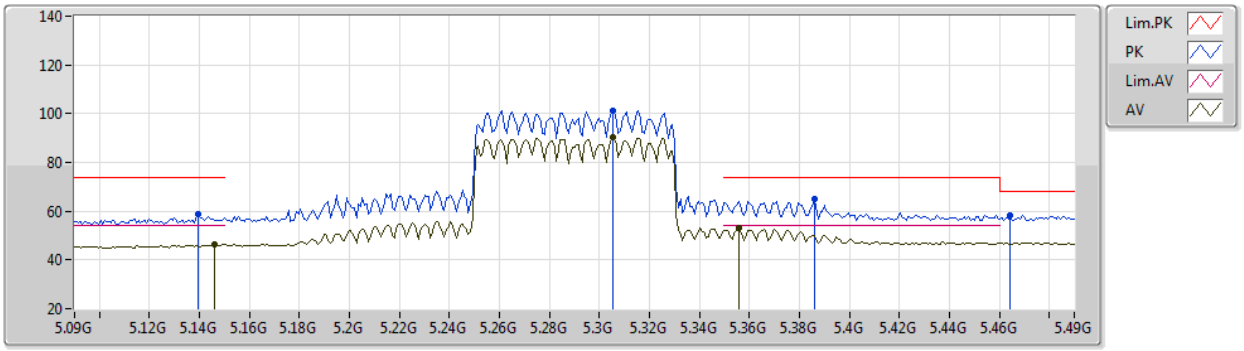

EUT Z_2TX
Setting 13
03-F-K-5-10

Type	Freq	Level	Limit	Margin	Raw	Dist	Condition	Azimuth	Height	Comment	AF	CL	PA
	(Hz)	(dBuV/m)	(dBuV/m)	(dB)	(dBuV)	(m)		(°)	(m)		(dB)	(dB)	(dB)
PK	5.1396G	58.55	74.00	-15.45	53.40	3	Vertical	264	2.47	-	34.06	6.43	35.34
AV	5.146G	46.36	54.00	-7.64	41.18	3	Vertical	264	2.47	-	34.08	6.43	35.33
PK	5.3052G	101.42	Inf	-Inf	95.71	3	Vertical	264	2.47	-	34.42	6.45	35.16
AV	5.3052G	90.31	Inf	-Inf	84.60	3	Vertical	264	2.47	-	34.42	6.45	35.16
PK	5.386G	64.85	74.00	-9.15	58.90	3	Vertical	264	2.47	-	34.53	6.49	35.07
AV	5.3556G	53.00	54.00	-1.00	47.04	3	Vertical	264	2.47	-	34.59	6.48	35.11
PK	5.4644G	58.05	68.20	-10.15	51.77	3	Vertical	264	2.47	-	34.67	6.60	34.99

802.11ax HEW80_Nss1,(MCS0)_2TX

5290MHz_TX

31/05/2021

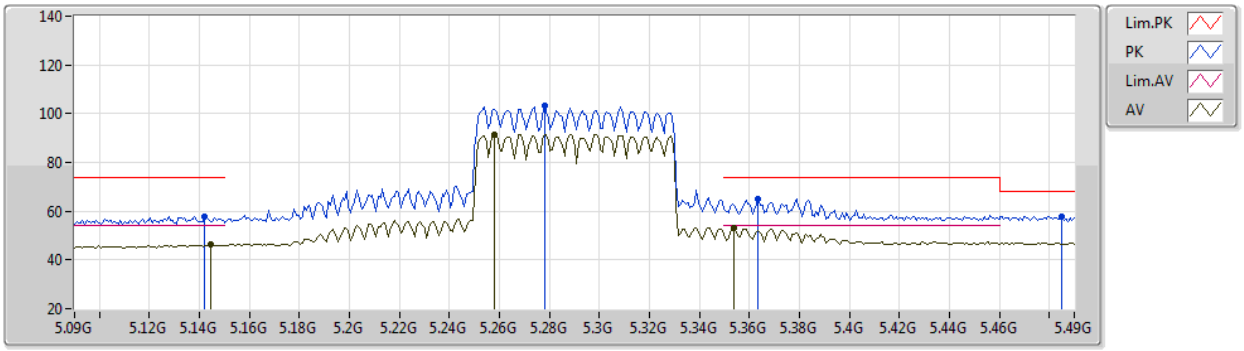

EUT Z_2TX
Setting 13
03-F-K-5-10

Type	Freq	Level	Limit	Margin	Raw	Dist	Condition	Azimuth	Height	Comment	AF	CL	PA
	(Hz)	(dBuV/m)	(dBuV/m)	(dB)	(dBuV)	(m)		(°)	(m)		(dB)	(dB)	(dB)
PK	5.142G	57.99	74.00	-16.01	52.83	3	Horizontal	351	2.31	-	34.07	6.43	35.34
AV	5.1444G	46.17	54.00	-7.83	40.99	3	Horizontal	351	2.31	-	34.08	6.43	35.33
PK	5.278G	103.40	Inf	-Inf	97.84	3	Horizontal	351	2.31	-	34.31	6.44	35.19
AV	5.258G	91.63	Inf	-Inf	86.18	3	Horizontal	351	2.31	-	34.23	6.43	35.21
PK	5.3636G	65.20	74.00	-8.80	59.25	3	Horizontal	351	2.31	-	34.57	6.48	35.10
AV	5.354G	52.88	54.00	-1.12	46.92	3	Horizontal	351	2.31	-	34.59	6.48	35.11
PK	5.4852G	57.99	68.20	-10.21	51.70	3	Horizontal	351	2.31	-	34.63	6.63	34.97

802.11ax HEW80_Nss1,(MCS0)_2TX

5290MHz_TX

31/05/2021

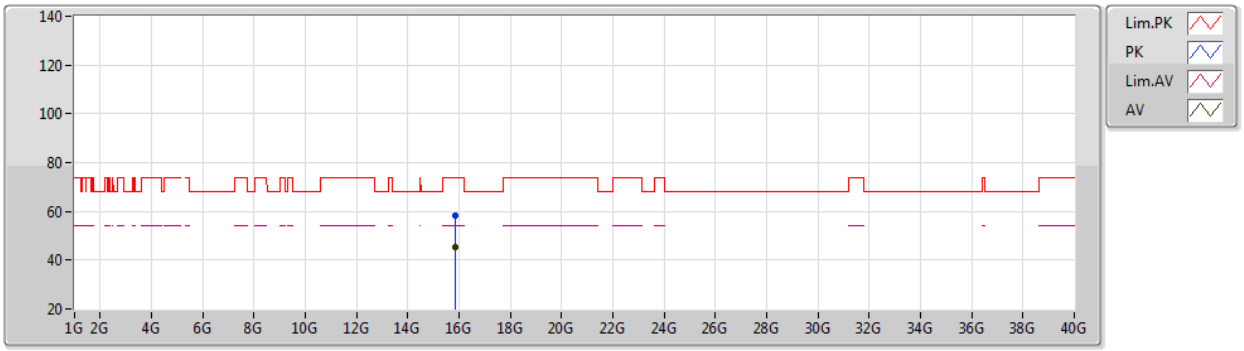

EUT Z_2TX
Setting 13
03-F-J-7

Type	Freq	Level	Limit	Margin	Raw	Dist	Condition	Azimuth	Height	Comment	AF	CL	PA
	(Hz)	(dBuV/m)	(dBuV/m)	(dB)	(dBuV)	(m)		(°)	(m)		(dB)	(dB)	(dB)
PK	15.87128G	58.30	74.00	-15.70	44.06	3	Vertical	301	1.00	-	37.54	11.94	35.24
AV	15.86738G	45.25	54.00	-8.75	31.00	3	Vertical	301	1.00	-	37.56	11.93	35.24

802.11ax HEW80_Nss1,(MCS0)_2TX

5290MHz_TX

31/05/2021

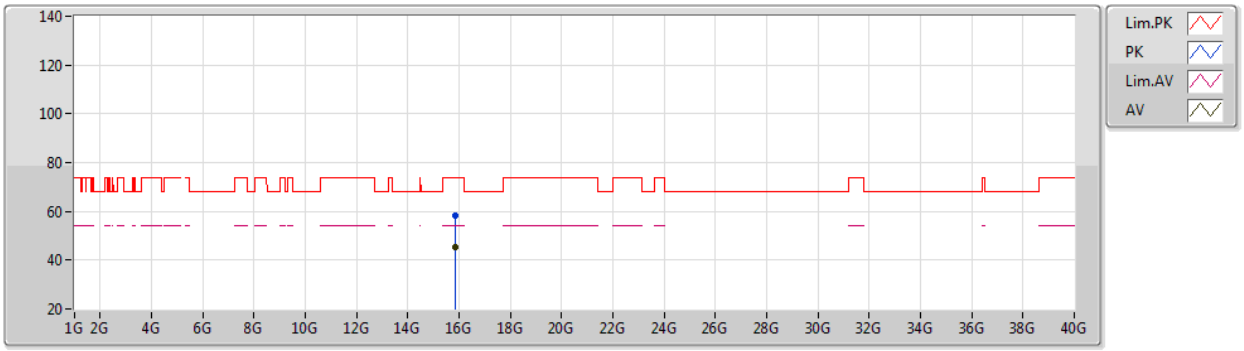

EUT Z_2TX
Setting 13
03-F-J-7

Type	Freq	Level	Limit	Margin	Raw	Dist	Condition	Azimuth	Height	Comment	AF	CL	PA
	(Hz)	(dBuV/m)	(dBuV/m)	(dB)	(dBuV)	(m)		(°)	(m)		(dB)	(dB)	(dB)
PK	15.86968G	58.44	74.00	-15.56	44.20	3	Horizontal	13	1.43	-	37.55	11.93	35.24
AV	15.86738G	45.37	54.00	-8.63	31.12	3	Horizontal	13	1.43	-	37.56	11.93	35.24

802.11ax HEW80_Nss1,(MCS0)_2TX

5530MHz_TX

31/05/2021

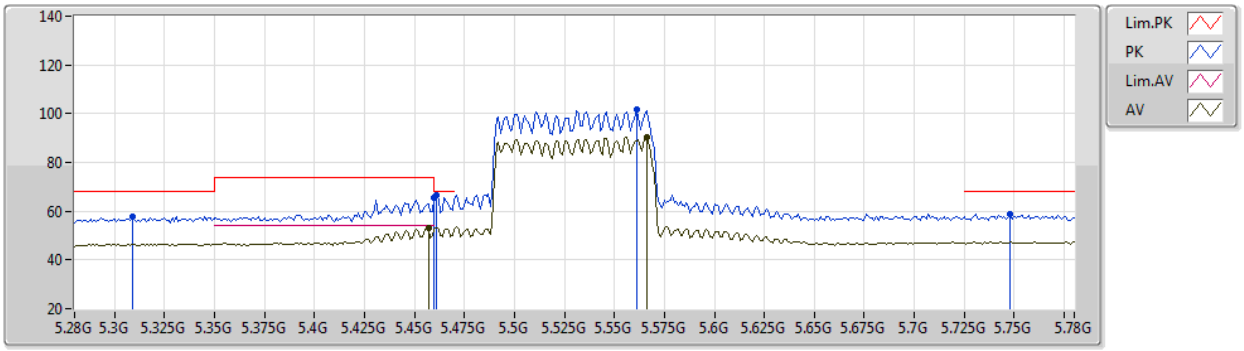

EUT Z_2TX
Setting 12
03-F-K-5-10

Type	Freq	Level	Limit	Margin	Raw	Dist	Condition	Azimuth	Height	Comment	AF	CL	PA
	(Hz)	(dBuV/m)	(dBuV/m)	(dB)	(dBuV)	(m)		(°)	(m)		(dB)	(dB)	(dB)
PK	5.309G	57.85	68.20	-10.35	52.12	3	Vertical	246	2.91	-	34.44	6.45	35.16
PK	5.46G	65.44	74.00	-8.56	59.16	3	Vertical	246	2.91	-	34.68	6.59	34.99
AV	5.457G	52.88	54.00	-1.12	46.60	3	Vertical	246	2.91	-	34.69	6.59	35.00
PK	5.461G	66.62	68.20	-1.58	60.34	3	Vertical	246	2.91	-	34.68	6.59	34.99
PK	5.561G	101.75	Inf	-Inf	95.40	3	Vertical	246	2.91	-	34.56	6.74	34.95
AV	5.566G	90.31	Inf	-Inf	83.97	3	Vertical	246	2.91	-	34.54	6.75	34.95
PK	5.748G	58.82	68.20	-9.38	52.49	3	Vertical	246	2.91	-	34.40	6.87	34.94

802.11ax HEW80_Nss1,(MCS0)_2TX

5530MHz_TX

31/05/2021

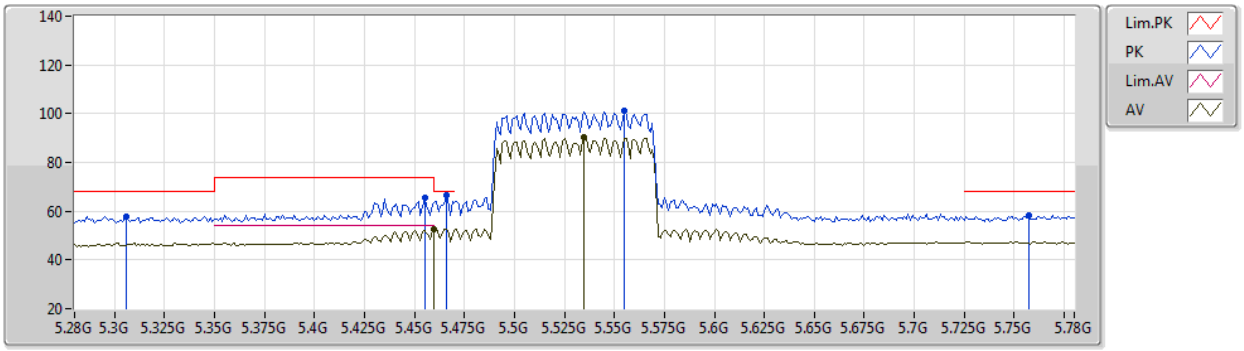

EUT Z_2TX
Setting 12
03-F-K-5-10

Type	Freq	Level	Limit	Margin	Raw	Dist	Condition	Azimuth	Height	Comment	AF	CL	PA
	(Hz)	(dBuV/m)	(dBuV/m)	(dB)	(dBuV)	(m)		(°)	(m)		(dB)	(dB)	(dB)
PK	5.306G	57.68	68.20	-10.52	51.97	3	Horizontal	16	2.35	-	34.42	6.45	35.16
PK	5.455G	65.30	74.00	-8.70	59.03	3	Horizontal	16	2.35	-	34.69	6.58	35.00
AV	5.46G	52.70	54.00	-1.30	46.42	3	Horizontal	16	2.35	-	34.68	6.59	34.99
PK	5.466G	66.43	68.20	-1.77	60.15	3	Horizontal	16	2.35	-	34.67	6.60	34.99
PK	5.555G	101.00	Inf	-Inf	94.64	3	Horizontal	16	2.35	-	34.58	6.73	34.95
AV	5.535G	90.21	Inf	-Inf	83.86	3	Horizontal	16	2.35	-	34.60	6.70	34.95
PK	5.757G	58.34	68.20	-9.86	51.99	3	Horizontal	16	2.35	-	34.40	6.88	34.93

802.11ax HEW80_Nss1,(MCS0)_2TX

5530MHz_TX

31/05/2021

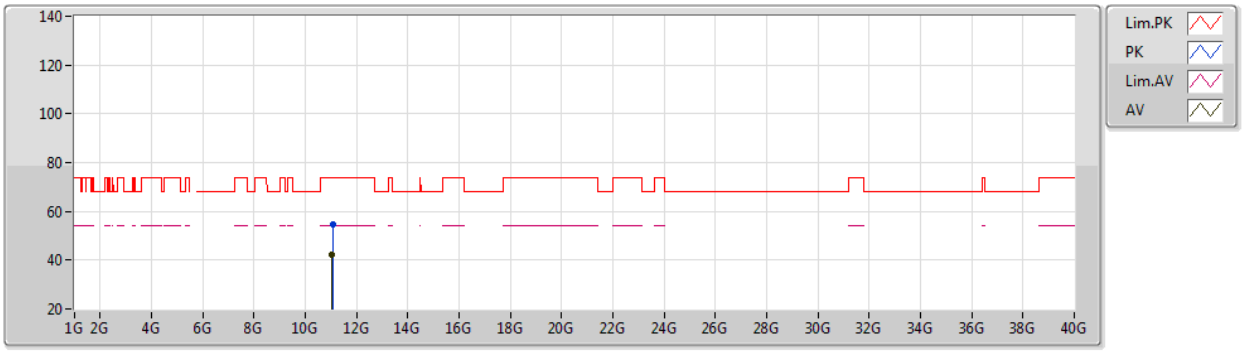

EUT Z_2TX
Setting 12
03-F-J-7

Type	Freq	Level	Limit	Margin	Raw	Dist	Condition	Azimuth	Height	Comment	AF	CL	PA
	(Hz)	(dBuV/m)	(dBuV/m)	(dB)	(dBuV)	(m)		(°)	(m)		(dB)	(dB)	(dB)
PK	11.06178G	54.68	74.00	-19.32	40.71	3	Vertical	180	1.80	-	38.66	9.81	34.50
AV	11.05526G	42.32	54.00	-11.68	28.35	3	Vertical	180	1.80	-	38.66	9.81	34.50

802.11ax HEW80_Nss1,(MCS0)_2TX

5530MHz_TX

31/05/2021

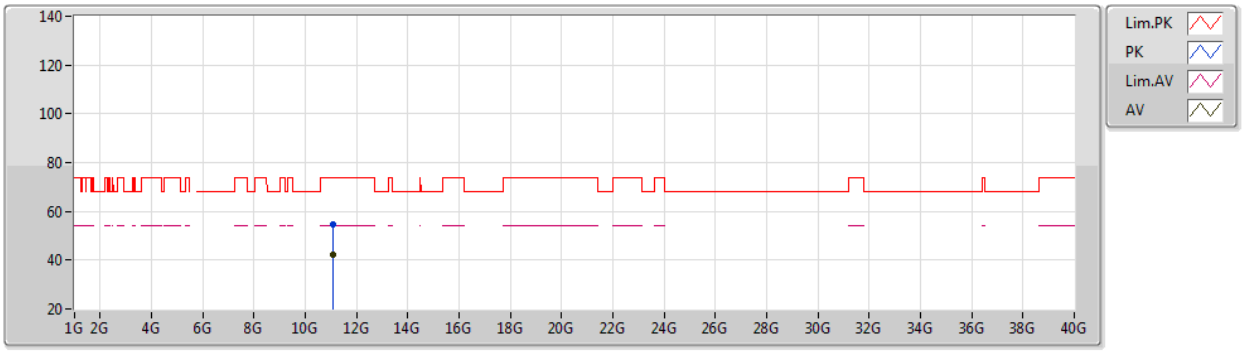

EUT Z_2TX
Setting 12
03-F-J-7

Type	Freq	Level	Limit	Margin	Raw	Dist	Condition	Azimuth	Height	Comment	AF	CL	PA
	(Hz)	(dBuV/m)	(dBuV/m)	(dB)	(dBuV)	(m)		(°)	(m)		(dB)	(dB)	(dB)
PK	11.05792G	54.77	74.00	-19.23	40.80	3	Horizontal	229	1.62	-	38.66	9.81	34.50
AV	11.06066G	42.29	54.00	-11.71	28.32	3	Horizontal	229	1.62	-	38.66	9.81	34.50

802.11ax HEW80_Nss1,(MCS0)_2TX

5610MHz_TX

31/05/2021

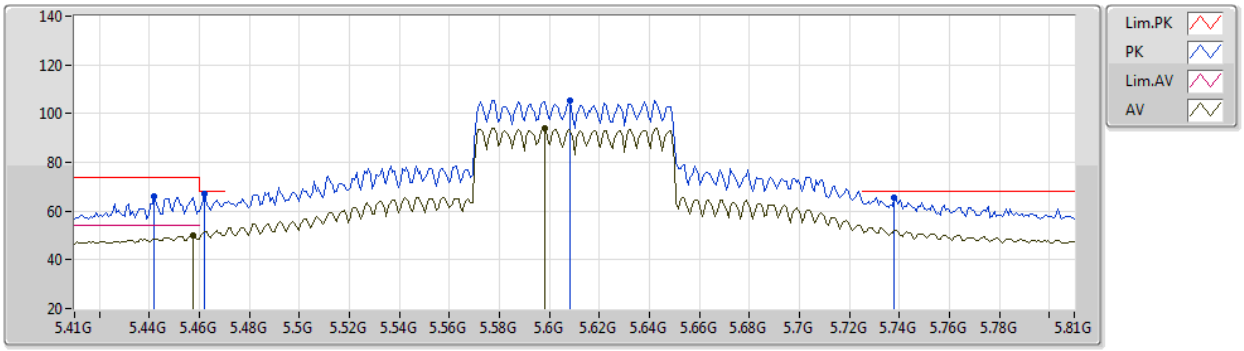

EUT Z_2TX
Setting 19
03-F-J-7-10

Type	Freq	Level	Limit	Margin	Raw	Dist	Condition	Azimuth	Height	Comment	AF	CL	PA
	(Hz)	(dBuV/m)	(dBuV/m)	(dB)	(dBuV)	(m)		(°)	(m)		(dB)	(dB)	(dB)
PK	5.442G	66.09	74.00	-7.91	59.87	3	Vertical	47	2.38	-	34.67	6.56	35.01
PK	5.462G	67.11	68.20	-1.09	60.83	3	Vertical	47	2.38	-	34.68	6.59	34.99
AV	5.4572G	50.17	54.00	-3.83	43.89	3	Vertical	47	2.38	-	34.69	6.59	35.00
PK	5.6084G	105.51	Inf	-Inf	99.25	3	Vertical	47	2.38	-	34.40	6.80	34.94
AV	5.598G	94.04	Inf	-Inf	87.77	3	Vertical	47	2.38	-	34.41	6.80	34.94
PK	5.738G	65.67	68.20	-2.53	59.34	3	Vertical	47	2.38	-	34.40	6.87	34.94

802.11ax HEW80_Nss1,(MCS0)_2TX

5610MHz_TX

31/05/2021

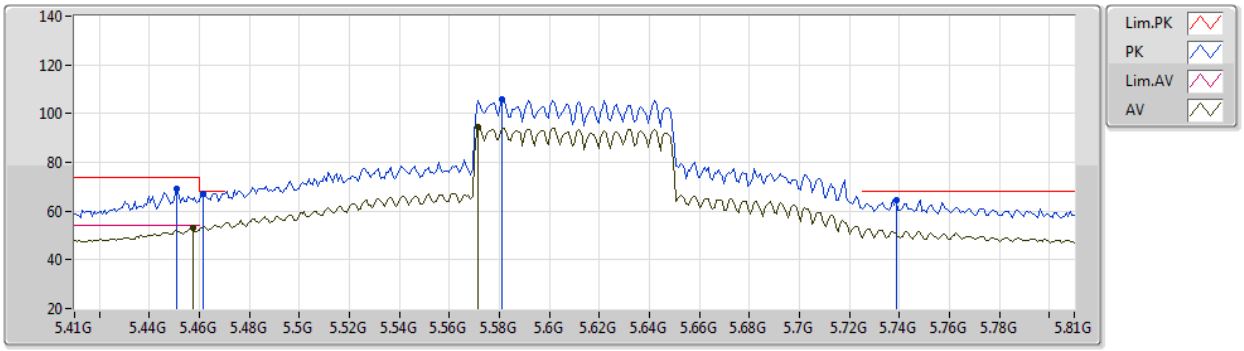

EUT Z_2TX
Setting 19
03-F-J-7-10

Type	Freq	Level	Limit	Margin	Raw	Dist	Condition	Azimuth	Height	Comment	AF	CL	PA
	(Hz)	(dBuV/m)	(dBuV/m)	(dB)	(dBuV)	(m)		(°)	(m)		(dB)	(dB)	(dB)
PK	5.4508G	68.97	74.00	-5.03	62.69	3	Horizontal	32	2.67	-	34.70	6.58	35.00
PK	5.4612G	66.97	68.20	-1.23	60.69	3	Horizontal	32	2.67	-	34.68	6.59	34.99
AV	5.4572G	52.85	54.00	-1.15	46.57	3	Horizontal	32	2.67	-	34.69	6.59	35.00
PK	5.5812G	105.89	Inf	-Inf	99.59	3	Horizontal	32	2.67	-	34.48	6.77	34.95
AV	5.5716G	94.48	Inf	-Inf	88.16	3	Horizontal	32	2.67	-	34.51	6.76	34.95
PK	5.7388G	64.73	68.20	-3.47	58.40	3	Horizontal	32	2.67	-	34.40	6.87	34.94

802.11ax HEW80_Nss1,(MCS0)_2TX

5610MHz_TX

31/05/2021

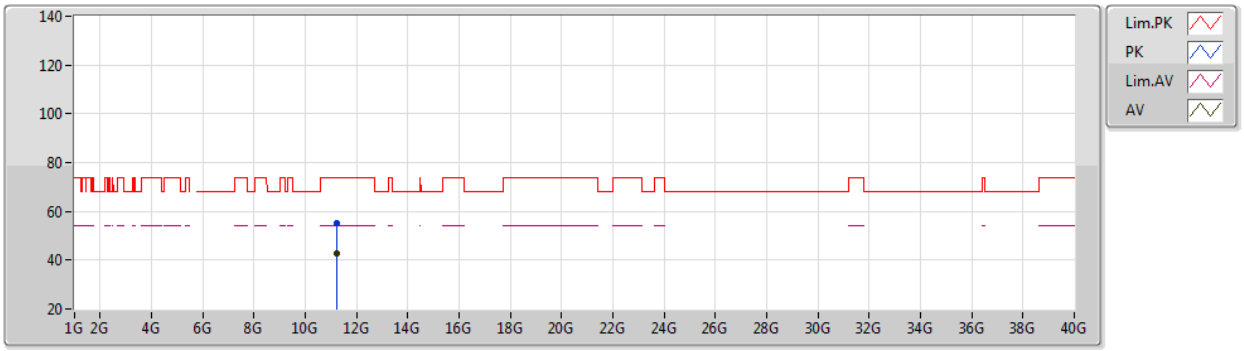

EUT Z_2TX
Setting 19
03-F-J-7

Type	Freq	Level	Limit	Margin	Raw	Dist	Condition	Azimuth	Height	Comment	AF	CL	PA
	(Hz)	(dBuV/m)	(dBuV/m)	(dB)	(dBuV)	(m)		(°)	(m)		(dB)	(dB)	(dB)
PK	11.2155G	55.41	74.00	-18.59	41.32	3	Vertical	297	2.44	-	38.80	9.84	34.55
AV	11.22178G	42.69	54.00	-11.31	28.61	3	Vertical	297	2.44	-	38.80	9.84	34.56

802.11ax HEW80_Nss1,(MCS0)_2TX

5610MHz_TX

31/05/2021

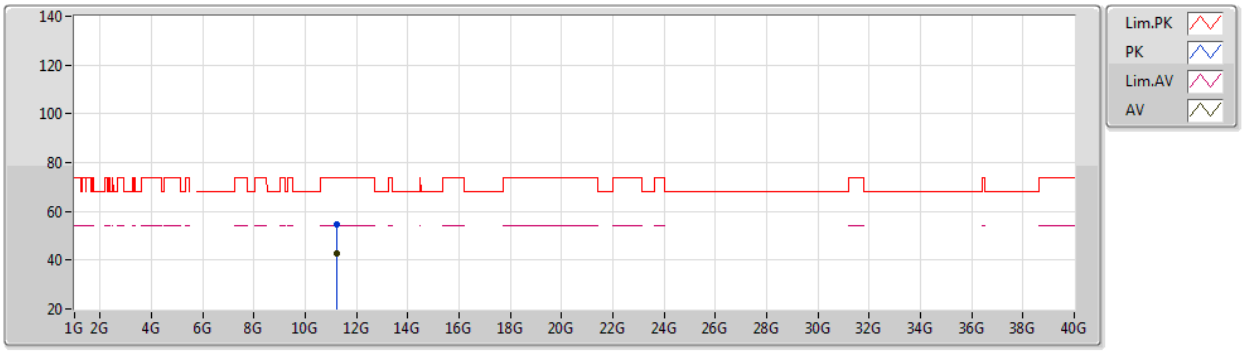

EUT Z_2TX
Setting 19
03-F-J-7

Type	Freq	Level	Limit	Margin	Raw	Dist	Condition	Azimuth	Height	Comment	AF	CL	PA
	(Hz)	(dBuV/m)	(dBuV/m)	(dB)	(dBuV)	(m)		(°)	(m)		(dB)	(dB)	(dB)
PK	11.22142G	54.66	74.00	-19.34	40.58	3	Horizontal	90	2.17	-	38.80	9.84	34.56
AV	11.22102G	42.58	54.00	-11.42	28.50	3	Horizontal	90	2.17	-	38.80	9.84	34.56

802.11ax HEW80_Nss1,(MCS0)_2TX

5775MHz_TX

31/05/2021

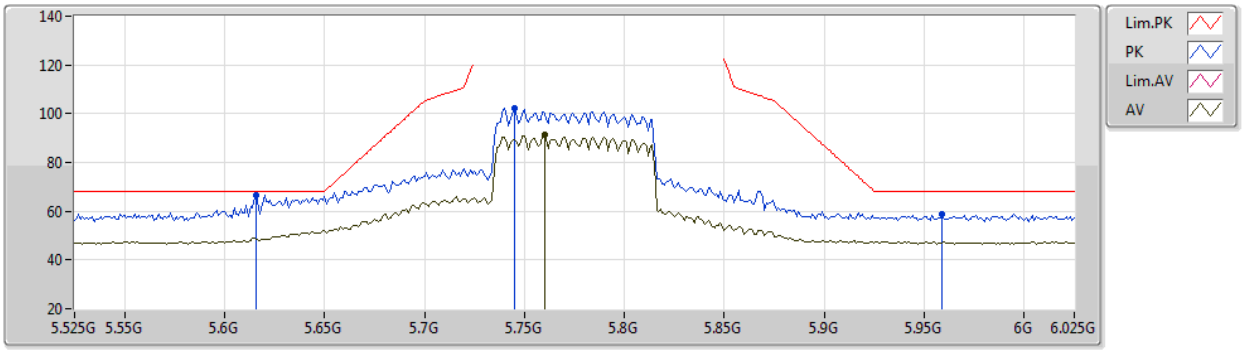

EUT Z_2TX
Setting 14.5
03-F-K-5-10

Type	Freq	Level	Limit	Margin	Raw	Dist	Condition	Azimuth	Height	Comment	AF	CL	PA
	(Hz)	(dBuV/m)	(dBuV/m)	(dB)	(dBuV)	(m)		(°)	(m)		(dB)	(dB)	(dB)
PK	5.616G	66.57	68.20	-1.63	60.30	3	Vertical	48	2.27	-	34.40	6.81	34.94
PK	5.745G	102.38	Inf	-Inf	96.05	3	Vertical	48	2.27	-	34.40	6.87	34.94
AV	5.76G	91.35	Inf	-Inf	85.00	3	Vertical	48	2.27	-	34.40	6.88	34.93
PK	5.959G	58.72	68.20	-9.48	52.04	3	Vertical	48	2.27	-	34.62	6.98	34.92

802.11ax HEW80_Nss1,(MCS0)_2TX

5775MHz_TX

31/05/2021

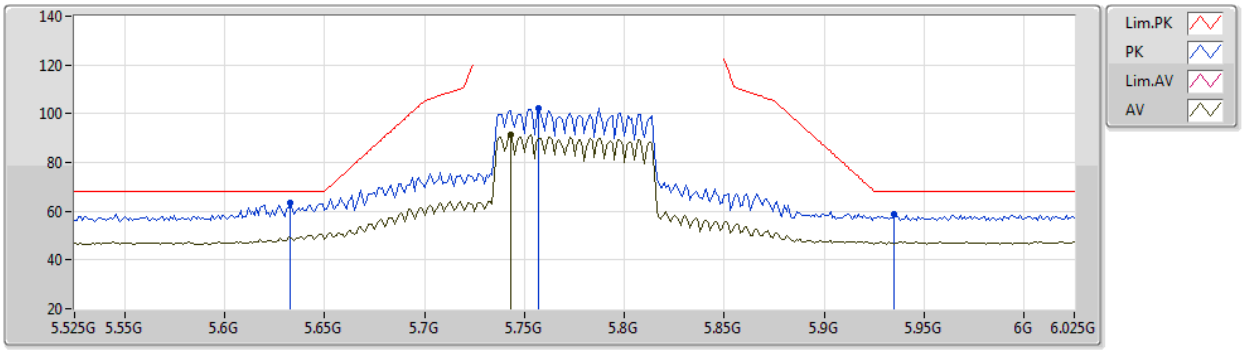

EUT Z_2TX
Setting 14.5
03-F-K-5-10

Type	Freq	Level	Limit	Margin	Raw	Dist	Condition	Azimuth	Height	Comment	AF	CL	PA
	(Hz)	(dBuV/m)	(dBuV/m)	(dB)	(dBuV)	(m)		(°)	(m)		(dB)	(dB)	(dB)
PK	5.633G	63.61	68.20	-4.59	57.33	3	Horizontal	18	2.27	-	34.40	6.82	34.94
PK	5.757G	102.44	Inf	-Inf	96.09	3	Horizontal	18	2.27	-	34.40	6.88	34.93
AV	5.743G	91.55	Inf	-Inf	85.22	3	Horizontal	18	2.27	-	34.40	6.87	34.94
PK	5.935G	59.00	68.20	-9.20	52.32	3	Horizontal	18	2.27	-	34.63	6.97	34.92

802.11ax HEW80_Nss1,(MCS0)_2TX

5775MHz_TX

31/05/2021

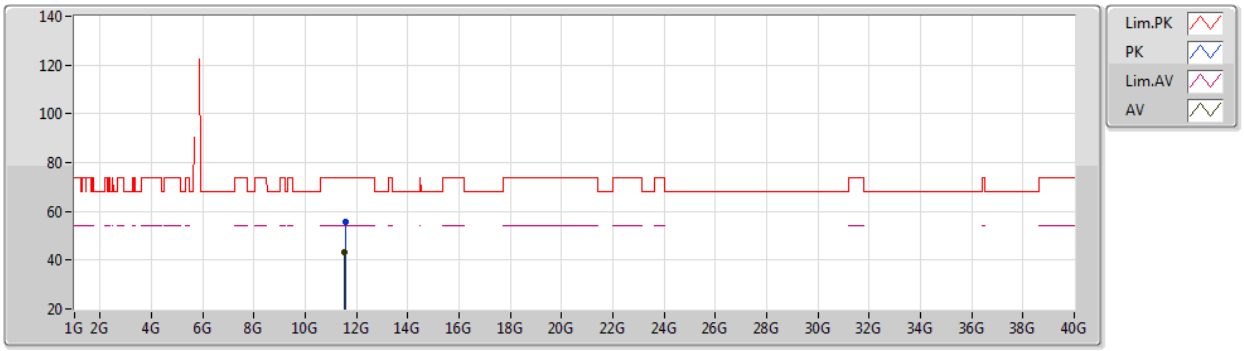

EUT Z_2TX
Setting 14.5
03-F-K-5

Type	Freq	Level	Limit	Margin	Raw	Dist	Condition	Azimuth	Height	Comment	AF	CL	PA
	(Hz)	(dBuV/m)	(dBuV/m)	(dB)	(dBuV)	(m)		(°)	(m)		(dB)	(dB)	(dB)
PK	11.55266G	55.58	74.00	-18.42	40.92	3	Vertical	28	1.80	-	39.41	9.91	34.66
AV	11.545G	43.26	54.00	-10.74	28.63	3	Vertical	28	1.80	-	39.38	9.91	34.66

802.11ax HEW80_Nss1,(MCS0)_2TX

5775MHz_TX

31/05/2021

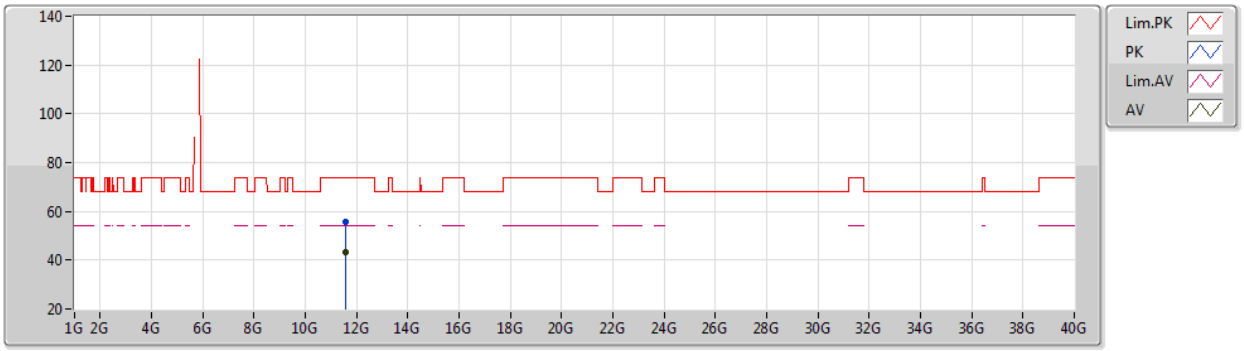

EUT Z_2TX
Setting 14.5
03-F-K-5

Type	Freq	Level	Limit	Margin	Raw	Dist	Condition	Azimuth	Height	Comment	AF	CL	PA
	(Hz)	(dBuV/m)	(dBuV/m)	(dB)	(dBuV)	(m)		(°)	(m)		(dB)	(dB)	(dB)
PK	11.55284G	55.54	74.00	-18.46	40.88	3	Horizontal	163	1.28	-	39.41	9.91	34.66
AV	11.54986G	43.24	54.00	-10.76	28.59	3	Horizontal	163	1.28	-	39.40	9.91	34.66

Summary

Mode	Result	Type	Freq (Hz)	Level (dBuV/m)	Limit (dBuV/m)	Margin (dB)	Condition
Mode 1	Pass	AV	1.53492G	44.86	54.00	-9.14	Horizontal

Mode 1

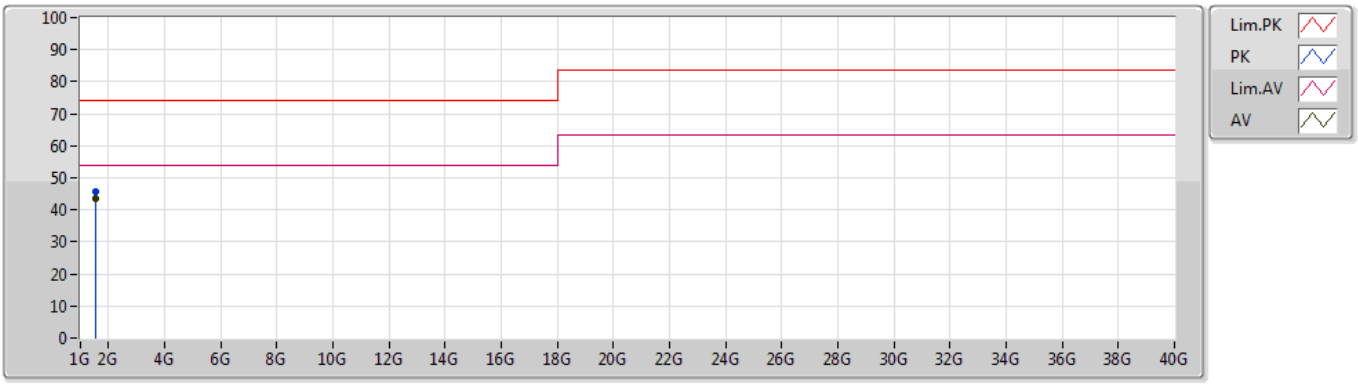

Type	Freq	Level	Limit	Margin	Factor	Dist	Condition	Azimuth	Height	Comment	Raw	AF	CL	PA
	(Hz)	(dBuV/m)	(dBuV/m)	(dB)	(dB/m)	(m)		(°)	(m)		(dBuV/m)	(dB/m)	(dB)	(dB)
PK	1.53494G	45.77	74.00	-28.23	-8.98	3	Vertical	134	1.00	-	54.75	25.16	3.27	37.41
AV	1.53495G	43.53	54.00	-10.47	-8.98	3	Vertical	134	1.00	"Worst"	52.51	25.16	3.27	37.41

Mode 1

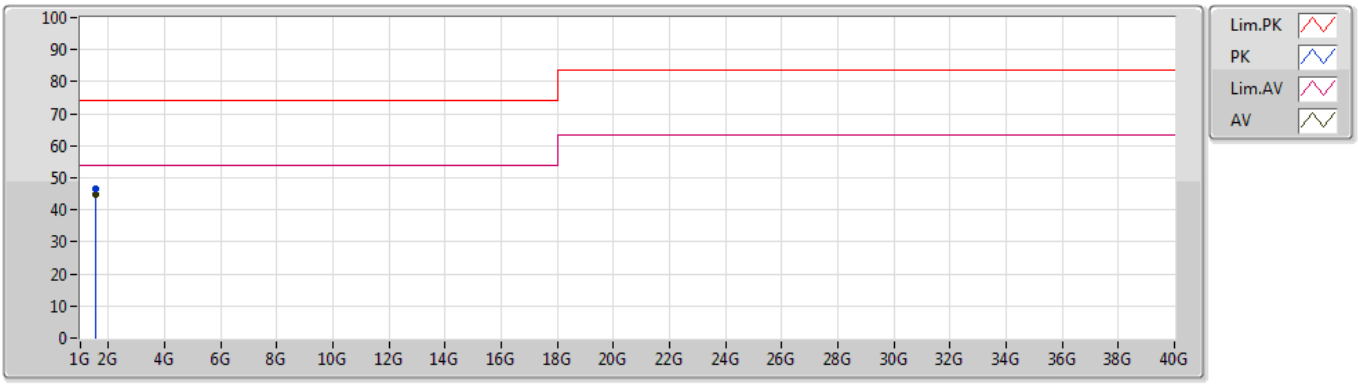

Type	Freq	Level	Limit	Margin	Factor	Dist	Condition	Azimuth	Height	Comment	Raw	AF	CL	PA
	(Hz)	(dBuV/m)	(dBuV/m)	(dB)	(dB/m)	(m)		(°)	(m)		(dBuV/m)	(dB/m)	(dB)	(dB)
PK	1.5349G	46.37	74.00	-27.63	-8.98	3	Horizontal	186	1.00	-	55.35	25.16	3.27	37.41
AV	1.53492G	44.86	54.00	-9.14	-8.98	3	Horizontal	186	1.00	"Worst"	53.84	25.16	3.27	37.41