SAR TEST REPORT

The following samples were submitted and identified on behalf of the client as:

Equipment Under Test	Blood Glucose Plus Blood Pressure Monitoring System
Model No.	TD-3261G
Series Model No.	TD-3261X(X=0~9,A~Z and blank for different product exterior color,logo and market)
Company Name	TaiDoc Technology Corp
Company Address	6F, No.127, Wugong 2nd Road, 24888 Wugu Dist , New Taipei City , Taiwan
Standards	IEEE/ANSI C95.1-1992, IEEE 1528-2013, KDB865664D01v01r04,KDB865664D02v01r02, KDB941225D05v02r05,KDB447498D01v06
FCC ID	TM73261G01
Date of Receipt	Mar. 04, 2019
Date of Test(s)	May. 27, 2019 ~ May. 30, 2019
Date of Issue	Jun. 26, 2019

In the configuration tested, the EUT complied with the standards specified above.

Remarks:

This report details the results of the testing carried out on one sample, the results contained in this test report do not relate to other samples of the same product. The manufacturer should ensure that all products in series production are in conformity with the product sample detailed in this report.

This report may only be reproduced and distributed in full. If the product in this report is used in any configuration other than that detailed in the report, the manufacturer must ensure the new system complies with all relevant standards. Any mention of SGS Taiwan Electronic & Communication Laboratory or testing done by SGS Taiwan Electronic & Communication Laboratory in connection with distribution or use of the product described in this report must be approved by SGS Taiwan Electronic & Communication Laboratory in writing.

Signed on behalf of SGS

Clerk / Ruby Ou	Engineer / Jay Tseng	Asst. Manager / John Yeh
Ruby Ou	Jay Tseng	John Yeh

Date: Jun. 26, 2019

Unless otherwise stated the results shown in this test report refer only to the sample(s) tested and such sample(s) are retained for 90 days only.
除非另有說明，此報告結果僅對測試之樣品負責，同時此樣品僅保留90天。本報告未經本公司書面許可，不可部份複製。
This document is issued by the Company subject to its General Conditions of Service printed overleaf, available on request or accessible at www.sgs.com/terms_and_conditions.htm and for electronic format documents, subject to Terms and Conditions for Electronic Documents at www.sgs.com/terms_e-document.htm. Attention is drawn to the limitation of liability, indemnification and jurisdiction issues defined therein. Any holder of this document is advised that information contained hereon reflects the Company's findings at the time of its intervention only and within the limits of Client's instructions, if any. The Company's sole responsibility is to its Client and this document does not exonerate parties to a transaction from exercising all their rights and obligations under the transaction documents. This document cannot be reproduced except in full, without prior written approval of the Company. Any unauthorized alteration, forgery or falsification of the content or appearance of this document is unlawful and offenders may be prosecuted to the fullest extent of the law.

Revision History

Report Number	Revision	Description	Issue Date
ES/2019/30001	Rev.00	Initial creation of document	Jun. 12, 2019
ES/2019/30001	Rev.02	Modify page 6	Jun. 26, 2019

Unless otherwise stated the results shown in this test report refer only to the sample(s) tested and such sample(s) are retained for 90 days only.
除非另有說明，此報告結果僅對測試之樣品負責，同時此樣品僅保留90天。本報告未經本公司書面許可，不可部份複製。
This document is issued by the Company subject to its General Conditions of Service printed overleaf, available on request or accessible at www.sgs.com/terms_and_conditions.htm and for electronic format documents, subject to Terms and Conditions for Electronic Documents at www.sgs.com/terms_e-document.htm. Attention is drawn to the limitation of liability, indemnification and jurisdiction issues defined therein. Any holder of this document is advised that information contained hereon reflects the Company's findings at the time of its intervention only and within the limits of Client's instructions, if any. The Company's sole responsibility is to its Client and this document does not exonerate parties to a transaction from exercising all their rights and obligations under the transaction documents. This document cannot be reproduced except in full, without prior written approval of the Company. Any unauthorized alteration, forgery or falsification of the content or appearance of this document is unlawful and offenders may be prosecuted to the fullest extent of the law.

Contents

1. General Information 4
1.1 Testing Laboratory 4
1.2 Details of Applicant 4
1.3 Description of EUT 5
1.4 Test Environment 27
1.5 Operation Description 27
1.6 The SAR Measurement System 30
1.7 System Components 32
1.8 SAR System Verification 34
1.9 Tissue Simulant Fluid for the Frequency Band 36
1.10 Evaluation Procedures 38
1.11 Probe Calibration Procedures 39
1.12 Test Standards and Limits 42
2. Summary of Results 44
2.1 Decision rules 44
2.2 Summary of Results 44
2.3 Reporting statements of conformity 47
3. Instruments List 48
4. Measurements 49
5.SAR System Performance Verification 53
6. Uncertainty Budget 57
Appendixes 58
ES201930001 SAR_Appendix A Photographs 58
ES201930001 SAR_Appendix B DAE & Probe Cal. Certificate 58
ES201930001 SAR_Appendix C Phantom Description & Dipole Cal. Certificate 58

Unless otherwise stated the results shown in this test report refer only to the sample(s) tested and such sample(s) are retained for 90 days only.
除非另有說明，此報告結果僅對測試之樣品負責，同時此樣品僅保留90天。本報告未經本公司書面許可，不可部份複製。
This document is issued by the Company subject to its General Conditions of Service printed overleaf, available on request or accessible at www.sgs.com/terms_and_conditions.htm and for electronic format documents, subject to Terms and Conditions for Electronic Documents at www.sgs.com/terms_e-document.htm. Attention is drawn to the limitation of liability, indemnification and jurisdiction issues defined therein. Any holder of this document is advised that information contained hereon reflects the Company's findings at the time of its intervention only and within the limits of Client's instructions, if any. The Company's sole responsibility is to its Client and this document does not exonerate parties to a transaction from exercising all their rights and obligations under the transaction documents. This document cannot be reproduced except in full, without prior written approval of the Company. Any unauthorized alteration, forgery or falsification of the content or appearance of this document is unlawful and offenders may be prosecuted to the fullest extent of the law.

1. General Information

1.1 Testing Laboratory

SGS Taiwan Ltd. Electronics & Communication Laboratory	
1F, No. 8, Alley 15, Lane 120, Sec. 1, NeiHu Rd., NeiHu Dist., Taipei City, Taiwan, 11493.	
Tel	+886-2-2299-3279
Fax	+886-2-2298-0488
Internet	http://www.tw.sgs.com/

1.2 Details of Applicant

Company Name	TaiDoc Technology Corp
Company Address	6F, No.127, Wugong 2nd Road, 24888 Wugu Dist , New Taipei City , Taiwan

Unless otherwise stated the results shown in this test report refer only to the sample(s) tested and such sample(s) are retained for 90 days only.
除非另有說明，此報告結果僅對測試之樣品負責，同時此樣品僅保留90天。本報告未經本公司書面許可，不可部份複製。
This document is issued by the Company subject to its General Conditions of Service printed overleaf, available on request or accessible at www.sgs.com/terms_and_conditions.htm and for electronic format documents, subject to Terms and Conditions for Electronic Documents at www.sgs.com/terms_e-document.htm. Attention is drawn to the limitation of liability, indemnification and jurisdiction issues defined therein. Any holder of this document is advised that information contained hereon reflects the Company's findings at the time of its intervention only and within the limits of Client's instructions, if any. The Company's sole responsibility is to its Client and this document does not exonerate parties to a transaction from exercising all their rights and obligations under the transaction documents. This document cannot be reproduced except in full, without prior written approval of the Company. Any unauthorized alteration, forgery or falsification of the content or appearance of this document is unlawful and offenders may be prosecuted to the fullest extent of the law.

1.3 Description of EUT

Equipment Under Test	Blood Glucose Plus Blood Pressure Monitoring System			
Model No.	TD-3261G			
Series Model No.	TD-3261X(X=0~9,A~Z and blank for different product exterior color,logo and market)			
FCC ID	TM73261G01			
Mode of Operation	☒LTE FDD			
Duty Cycle	LTE FDD	1		
TX Frequency Range (MHz)	LTE FDD Band 2	1850	–	1910
	LTE FDD Band 4	1710	–	1755
	LTE FDD Band 5	824	–	849
	LTE FDD Band 12	699	–	716
Channel Number (ARFCN)	LTE FDD Band 2	18607	–	19193
	LTE FDD Band 4	19957	–	20393
	LTE FDD Band 5	20407	–	20643
	LTE FDD Band 12	23017	–	23173

Unless otherwise stated the results shown in this test report refer only to the sample(s) tested and such sample(s) are retained for 90 days only.
除非另有說明，此報告結果僅對測試之樣品負責，同時此樣品僅保留90天。本報告未經本公司書面許可，不可部份複製。
This document is issued by the Company subject to its General Conditions of Service printed overleaf, available on request or accessible at www.sgs.com/terms_and_conditions.htm and for electronic format documents, subject to Terms and Conditions for Electronic Documents at www.sgs.com/terms_e-document.htm. Attention is drawn to the limitation of liability, indemnification and jurisdiction issues defined therein. Any holder of this document is advised that information contained hereon reflects the Company's findings at the time of its intervention only and within the limits of Client's instructions, if any. The Company's sole responsibility is to its Client and this document does not exonerate parties to a transaction from exercising all their rights and obligations under the transaction documents. This document cannot be reproduced except in full, without prior written approval of the Company. Any unauthorized alteration, forgery or falsification of the content or appearance of this document is unlawful and offenders may be prosecuted to the fullest extent of the law.

Max. SAR (10 g) (Unit: W/Kg)				
Band	Measured	Reported	Channel	Position
LTE FDD Band 2	1.22	1.67	18700	Right side
LTE FDD Band 4	1.34	1.82	20050	Right side
LTE FDD Band 5	0.23	0.32	20450	Right side
LTE FDD Band 12	0.21	0.29	23130	Right side

This device complies with SAR for general population/uncontrolled exposure limits (extremity, 4.0W/Kg) specified in FCC 47 CFR part 2 (2.1093) and ANSI/IEEE C95.1-1992, and had been tested in accordance with FCC's guidance.

Unless otherwise stated the results shown in this test report refer only to the sample(s) tested and such sample(s) are retained for 90 days only.
除非另有說明，此報告結果僅對測試之樣品負責，同時此樣品僅保留90天。本報告未經本公司書面許可，不可部份複製。
This document is issued by the Company subject to its General Conditions of Service printed overleaf, available on request or accessible at www.sgs.com/terms_and_conditions.htm and for electronic format documents, subject to Terms and Conditions for Electronic Documents at www.sgs.com/terms_e-document.htm. Attention is drawn to the limitation of liability, indemnification and jurisdiction issues defined therein. Any holder of this document is advised that information contained hereon reflects the Company's findings at the time of its intervention only and within the limits of Client's instructions, if any. The Company's sole responsibility is to its Client and this document does not exonerate parties to a transaction from exercising all their rights and obligations under the transaction documents. This document cannot be reproduced except in full, without prior written approval of the Company. Any unauthorized alteration, forgery or falsification of the content or appearance of this document is unlawful and offenders may be prosecuted to the fullest extent of the law.
SGS Taiwan Ltd. 台灣檢驗科技股份有限公司
No.134,Wu Kung Road, New Taipei Industrial Park, Wuku District, New Taipei City, Taiwan 24803/新北市五股區新北產業園區五工路 134 號
t (886-2) 2299-3279 f (886-2) 2298-0488 www.tw.sgs.com
Member of SGS Group

LTE FDD Band 2 / Band 4 / Band 5 / Band 12 power table:

FDD Band 2								
BW(Mhz)	Modulation	RB Size	RB Offset	Frequency (MHz)	Channel	Conducted pow er (dBm)	Target Power + Max. Tolerance (dBm)	MPR Allow ed per 3GPP(dB)
20	QPSK	1 RB	0	1860	18700	23.63	25	0
				1880	18900	23.61	25	0
				1900	19100	23.67	25	0
			50	1860	18700	23.55	25	0
				1880	18900	23.54	25	0
				1900	19100	23.60	25	0
			99	1860	18700	23.43	25	0
				1880	18900	23.39	25	0
				1900	19100	23.36	25	0
		50 RB	0	1860	18700	22.56	24	0-1
				1880	18900	22.60	24	0-1
				1900	19100	22.58	24	0-1
			25	1860	18700	22.52	24	0-1
				1880	18900	22.67	24	0-1
				1900	19100	22.56	24	0-1
			50	1860	18700	22.62	24	0-1
				1880	18900	22.56	24	0-1
				1900	19100	22.70	24	0-1
		100RB		1860	18700	22.52	24	0-1
				1880	18900	22.57	24	0-1
				1900	19100	22.70	24	0-1
	16-QAM	1 RB	0	1860	18700	22.69	24	0-1
				1880	18900	22.60	24	0-1
				1900	19100	22.70	24	0-1
			50	1860	18700	22.54	24	0-1
				1880	18900	22.52	24	0-1
				1900	19100	22.70	24	0-1
			99	1860	18700	22.58	24	0-1
				1880	18900	22.70	24	0-1
				1900	19100	22.63	24	0-1
		50 RB	0	1860	18700	21.69	23	0-2
				1880	18900	21.62	23	0-2
				1900	19100	21.63	23	0-2
			25	1860	18700	21.52	23	0-2
				1880	18900	21.58	23	0-2
				1900	19100	21.64	23	0-2
			50	1860	18700	21.61	23	0-2
				1880	18900	21.65	23	0-2
				1900	19100	21.53	23	0-2
		100RB		1860	18700	21.70	23	0-2
				1880	18900	21.56	23	0-2
				1900	19100	21.69	23	0-2

Unless otherwise stated the results shown in this test report refer only to the sample(s) tested and such sample(s) are retained for 90 days only.
除非另有說明，此報告結果僅對測試之樣品負責，同時此樣品僅保留90天。本報告未經本公司書面許可，不可部份複製。
This document is issued by the Company subject to its General Conditions of Service printed overleaf, available on request or accessible at www.sgs.com/terms_and_conditions.htm and for electronic format documents, subject to Terms and Conditions for Electronic Documents at www.sgs.com/terms_e-document.htm. Attention is drawn to the limitation of liability, indemnification and jurisdiction issues defined therein. Any holder of this document is advised that information contained hereon reflects the Company's findings at the time of its intervention only and within the limits of Client's instructions, if any. The Company's sole responsibility is to its Client and this document does not exonerate parties to a transaction from exercising all their rights and obligations under the transaction documents. This document cannot be reproduced except in full, without prior written approval of the Company. Any unauthorized alteration, forgery or falsification of the content or appearance of this document is unlawful and offenders may be prosecuted to the fullest extent of the law.

FDD Band 2								
BW(Mhz)	Modulation	RB Size	RB Offset	Frequency (MHz)	Channel	Conducted pow er (dBm)	Target Power + Max. Tolerance (dBm)	MPR Allow ed per 3GPP(dB)
15	QPSK	1 RB	0	1857.5	18675	23.47	25	0
				1880	18900	23.51	25	0
				1902.5	19125	23.54	25	0
			36	1857.5	18675	23.48	25	0
				1880	18900	23.52	25	0
				1902.5	19125	23.54	25	0
			74	1857.5	18675	23.57	25	0
				1880	18900	23.54	25	0
				1902.5	19125	23.54	25	0
		36 RB	0	1857.5	18675	22.57	24	0-1
				1880	18900	22.54	24	0-1
				1902.5	19125	22.59	24	0-1
			18	1857.5	18675	22.64	24	0-1
				1880	18900	22.60	24	0-1
				1902.5	19125	22.58	24	0-1
			37	1857.5	18675	22.62	24	0-1
				1880	18900	22.59	24	0-1
				1902.5	19125	22.60	24	0-1
		75RB		1857.5	18675	22.70	24	0-1
				1880	18900	22.63	24	0-1
				1902.5	19125	22.68	24	0-1
	16-QAM	1 RB	0	1857.5	18675	22.54	24	0-1
				1880	18900	22.63	24	0-1
				1902.5	19125	22.62	24	0-1
			36	1857.5	18675	22.60	24	0-1
				1880	18900	22.69	24	0-1
				1902.5	19125	22.64	24	0-1
			74	1857.5	18675	22.57	24	0-1
				1880	18900	22.68	24	0-1
				1902.5	19125	22.55	24	0-1
		36 RB	0	1857.5	18675	21.51	23	0-2
				1880	18900	21.59	23	0-2
				1902.5	19125	21.60	23	0-2
			18	1857.5	18675	21.58	23	0-2
				1880	18900	21.61	23	0-2
				1902.5	19125	21.64	23	0-2
			37	1857.5	18675	21.53	23	0-2
				1880	18900	21.51	23	0-2
				1902.5	19125	21.58	23	0-2
		75RB		1857.5	18675	21.65	23	0-2
				1880	18900	21.59	23	0-2
				1902.5	19125	21.70	23	0-2

Unless otherwise stated the results shown in this test report refer only to the sample(s) tested and such sample(s) are retained for 90 days only.
除非另有說明，此報告結果僅對測試之樣品負責，同時此樣品僅保留90天。本報告未經本公司書面許可，不可部份複製。
This document is issued by the Company subject to its General Conditions of Service printed overleaf, available on request or accessible at www.sgs.com/terms_and_conditions.htm and for electronic format documents, subject to Terms and Conditions for Electronic Documents at www.sgs.com/terms_e-document.htm. Attention is drawn to the limitation of liability, indemnification and jurisdiction issues defined therein. Any holder of this document is advised that information contained hereon reflects the Company's findings at the time of its intervention only and within the limits of Client's instructions, if any. The Company's sole responsibility is to its Client and this document does not exonerate parties to a transaction from exercising all their rights and obligations under the transaction documents. This document cannot be reproduced except in full, without prior written approval of the Company. Any unauthorized alteration, forgery or falsification of the content or appearance of this document is unlawful and offenders may be prosecuted to the fullest extent of the law.

FDD Band 2								
BW(Mhz)	Modulation	RB Size	RB Offset	Frequency (MHz)	Channel	Conducted pow er (dBm)	Target Power + Max. Tolerance (dBm)	MPR Allow ed per 3GPP(dB)
10	QPSK	1 RB	0	1855	18650	23.49	25	0
				1880	18900	23.53	25	0
				1905	19150	23.55	25	0
			25	1855	18650	23.37	25	0
				1880	18900	23.53	25	0
				1905	19150	23.52	25	0
			49	1855	18650	23.53	25	0
				1880	18900	23.48	25	0
				1905	19150	23.51	25	0
		25 RB	0	1855	18650	22.54	24	0-1
				1880	18900	22.59	24	0-1
				1905	19150	22.56	24	0-1
			12	1855	18650	22.66	24	0-1
				1880	18900	22.51	24	0-1
				1905	19150	22.58	24	0-1
			25	1855	18650	22.63	24	0-1
				1880	18900	22.69	24	0-1
				1905	19150	22.69	24	0-1
		50RB		1855	18650	22.61	24	0-1
				1880	18900	22.52	24	0-1
				1905	19150	22.61	24	0-1
	16-QAM	1 RB	0	1855	18650	22.67	24	0-1
				1880	18900	22.51	24	0-1
				1905	19150	22.68	24	0-1
			25	1855	18650	22.64	24	0-1
				1880	18900	22.61	24	0-1
				1905	19150	22.63	24	0-1
			49	1855	18650	22.52	24	0-1
				1880	18900	22.64	24	0-1
				1905	19150	22.59	24	0-1
		25 RB	0	1855	18650	21.53	23	0-2
				1880	18900	21.69	23	0-2
				1905	19150	21.61	23	0-2
			12	1855	18650	21.69	23	0-2
				1880	18900	21.52	23	0-2
				1905	19150	21.62	23	0-2
			25	1855	18650	21.51	23	0-2
				1880	18900	21.66	23	0-2
				1905	19150	21.51	23	0-2
		50RB		1855	18650	21.69	23	0-2
				1880	18900	21.62	23	0-2
				1905	19150	21.52	23	0-2

Unless otherwise stated the results shown in this test report refer only to the sample(s) tested and such sample(s) are retained for 90 days only.
除非另有說明，此報告結果僅對測試之樣品負責，同時此樣品僅保留90天。本報告未經本公司書面許可，不可部份複製。
This document is issued by the Company subject to its General Conditions of Service printed overleaf, available on request or accessible at www.sgs.com/terms_and_conditions.htm and for electronic format documents, subject to Terms and Conditions for Electronic Documents at www.sgs.com/terms_e-document.htm. Attention is drawn to the limitation of liability, indemnification and jurisdiction issues defined therein. Any holder of this document is advised that information contained hereon reflects the Company's findings at the time of its intervention only and within the limits of Client's instructions, if any. The Company's sole responsibility is to its Client and this document does not exonerate parties to a transaction from exercising all their rights and obligations under the transaction documents. This document cannot be reproduced except in full, without prior written approval of the Company. Any unauthorized alteration, forgery or falsification of the content or appearance of this document is unlawful and offenders may be prosecuted to the fullest extent of the law.

FDD Band 2								
BW(Mhz)	Modulation	RB Size	RB Offset	Frequency (MHz)	Channel	Conducted pow er (dBm)	Target Power + Max. Tolerance (dBm)	MPR Allow ed per 3GPP(dB)
5	QPSK	1 RB	0	1852.5	18625	23.51	25	0
				1880	18900	23.53	25	0
				1907.5	19175	23.53	25	0
			12	1852.5	18625	23.42	25	0
				1880	18900	23.44	25	0
				1907.5	19175	23.51	25	0
			24	1852.5	18625	23.47	25	0
				1880	18900	23.51	25	0
				1907.5	19175	23.49	25	0
		12 RB	0	1852.5	18625	22.69	24	0-1
				1880	18900	22.70	24	0-1
				1907.5	19175	22.53	24	0-1
			6	1852.5	18625	22.56	24	0-1
				1880	18900	22.63	24	0-1
				1907.5	19175	22.66	24	0-1
			13	1852.5	18625	22.61	24	0-1
				1880	18900	22.53	24	0-1
				1907.5	19175	22.58	24	0-1
		25RB		1852.5	18625	22.57	24	0-1
				1880	18900	22.60	24	0-1
				1907.5	19175	22.63	24	0-1
	16-QAM	1 RB	0	1852.5	18625	22.59	24	0-1
				1880	18900	22.68	24	0-1
				1907.5	19175	22.65	24	0-1
			12	1852.5	18625	22.69	24	0-1
				1880	18900	22.67	24	0-1
				1907.5	19175	22.60	24	0-1
			24	1852.5	18625	22.56	24	0-1
				1880	18900	22.59	24	0-1
				1907.5	19175	22.65	24	0-1
		12 RB	0	1852.5	18625	21.60	23	0-2
				1880	18900	21.52	23	0-2
				1907.5	19175	21.64	23	0-2
			6	1852.5	18625	21.63	23	0-2
				1880	18900	21.58	23	0-2
				1907.5	19175	21.62	23	0-2
			13	1852.5	18625	21.65	23	0-2
				1880	18900	21.69	23	0-2
				1907.5	19175	21.53	23	0-2
		25RB		1852.5	18625	21.53	23	0-2
				1880	18900	21.64	23	0-2
				1907.5	19175	21.51	23	0-2

Unless otherwise stated the results shown in this test report refer only to the sample(s) tested and such sample(s) are retained for 90 days only.
除非另有說明，此報告結果僅對測試之樣品負責，同時此樣品僅保留90天。本報告未經本公司書面許可，不可部份複製。
This document is issued by the Company subject to its General Conditions of Service printed overleaf, available on request or accessible at www.sgs.com/terms_and_conditions.htm and for electronic format documents, subject to Terms and Conditions for Electronic Documents at www.sgs.com/terms_e-document.htm. Attention is drawn to the limitation of liability, indemnification and jurisdiction issues defined therein. Any holder of this document is advised that information contained hereon reflects the Company's findings at the time of its intervention only and within the limits of Client's instructions, if any. The Company's sole responsibility is to its Client and this document does not exonerate parties to a transaction from exercising all their rights and obligations under the transaction documents. This document cannot be reproduced except in full, without prior written approval of the Company. Any unauthorized alteration, forgery or falsification of the content or appearance of this document is unlawful and offenders may be prosecuted to the fullest extent of the law.

FDD Band 2								
BW(Mhz)	Modulation	RB Size	RB Offset	Frequency (MHz)	Channel	Conducted pow er (dBm)	Target Power + Max. Tolerance (dBm)	MPR Allow ed per 3GPP(dB)
3	QPSK	1 RB	0	1851.5	18615	23.43	25	0
				1880	18900	23.53	25	0
				1908.5	19185	23.49	25	0
			7	1851.5	18615	23.51	25	0
				1880	18900	23.52	25	0
				1908.5	19185	23.54	25	0
			14	1851.5	18615	23.55	25	0
				1880	18900	23.46	25	0
				1908.5	19185	23.48	25	0
		8 RB	0	1851.5	18615	22.64	24	0-1
				1880	18900	22.59	24	0-1
				1908.5	19185	22.66	24	0-1
			4	1851.5	18615	22.55	24	0-1
				1880	18900	22.59	24	0-1
				1908.5	19185	22.63	24	0-1
			7	1851.5	18615	22.59	24	0-1
				1880	18900	22.69	24	0-1
				1908.5	19185	22.57	24	0-1
		15RB		1851.5	18615	22.65	24	0-1
				1880	18900	22.69	24	0-1
				1908.5	19185	22.68	24	0-1
	16-QAM	1 RB	0	1851.5	18615	22.51	24	0-1
				1880	18900	22.51	24	0-1
				1908.5	19185	22.64	24	0-1
			7	1851.5	18615	22.55	24	0-1
				1880	18900	22.67	24	0-1
				1908.5	19185	22.64	24	0-1
			14	1851.5	18615	22.54	24	0-1
				1880	18900	22.65	24	0-1
				1908.5	19185	22.67	24	0-1
		8 RB	0	1851.5	18615	21.62	23	0-2
				1880	18900	21.55	23	0-2
				1908.5	19185	21.66	23	0-2
			4	1851.5	18615	21.65	23	0-2
				1880	18900	21.59	23	0-2
				1908.5	19185	21.68	23	0-2
			7	1851.5	18615	21.53	23	0-2
				1880	18900	21.56	23	0-2
				1908.5	19185	21.66	23	0-2
		15RB		1851.5	18615	21.57	23	0-2
				1880	18900	21.60	23	0-2
				1908.5	19185	21.68	23	0-2

Unless otherwise stated the results shown in this test report refer only to the sample(s) tested and such sample(s) are retained for 90 days only.
除非另有說明，此報告結果僅對測試之樣品負責，同時此樣品僅保留90天。本報告未經本公司書面許可，不可部份複製。
This document is issued by the Company subject to its General Conditions of Service printed overleaf, available on request or accessible at www.sgs.com/terms_and_conditions.htm and for electronic format documents, subject to Terms and Conditions for Electronic Documents at www.sgs.com/terms_e-document.htm. Attention is drawn to the limitation of liability, indemnification and jurisdiction issues defined therein. Any holder of this document is advised that information contained hereon reflects the Company's findings at the time of its intervention only and within the limits of Client's instructions, if any. The Company's sole responsibility is to its Client and this document does not exonerate parties to a transaction from exercising all their rights and obligations under the transaction documents. This document cannot be reproduced except in full, without prior written approval of the Company. Any unauthorized alteration, forgery or falsification of the content or appearance of this document is unlawful and offenders may be prosecuted to the fullest extent of the law.

FDD Band 2								
BW(Mhz)	Modulation	RB Size	RB Offset	Frequency (MHz)	Channel	Conducted pow er (dBm)	Target Power + Max. Tolerance (dBm)	MPR Allow ed per 3GPP(dB)
1.4	QPSK	1 RB	0	1850.7	18607	23.51	25	0
				1880	18900	23.46	25	0
				1909.3	19193	23.51	25	0
			2	1850.7	18607	23.56	25	0
				1880	18900	23.57	25	0
				1909.3	19193	23.54	25	0
			5	1850.7	18607	23.56	25	0
				1880	18900	23.60	25	0
				1909.3	19193	23.56	25	0
		3 RB	0	1850.7	18607	23.57	25	0-1
				1880	18900	23.53	25	0-1
				1909.3	19193	23.55	25	0-1
			2	1850.7	18607	23.61	25	0-1
				1880	18900	23.46	25	0-1
				1909.3	19193	23.51	25	0-1
			3	1850.7	18607	23.53	25	0-1
				1880	18900	23.52	25	0-1
				1909.3	19193	23.55	25	0-1
		6RB		1850.7	18607	22.57	24	0-1
				1880	18900	22.69	24	0-1
				1909.3	19193	22.53	24	0-1
	16-QAM	1 RB	0	1850.7	18607	22.54	24	0-1
				1880	18900	22.58	24	0-1
				1909.3	19193	22.68	24	0-1
			2	1850.7	18607	22.66	24	0-1
				1880	18900	22.51	24	0-1
				1909.3	19193	22.69	24	0-1
			5	1850.7	18607	22.68	24	0-1
				1880	18900	22.67	24	0-1
				1909.3	19193	22.64	24	0-1
		3 RB	0	1850.7	18607	22.61	24	0-1
				1880	18900	22.52	24	0-1
				1909.3	19193	22.58	24	0-1
			2	1850.7	18607	22.66	24	0-1
				1880	18900	22.64	24	0-1
				1909.3	19193	22.59	24	0-1
			3	1850.7	18607	22.67	24	0-1
				1880	18900	22.63	24	0-1
				1909.3	19193	22.66	24	0-1
		6RB		1850.7	18607	21.56	23	0-2
				1880	18900	21.52	23	0-2
				1909.3	19193	21.52	23	0-2

Unless otherwise stated the results shown in this test report refer only to the sample(s) tested and such sample(s) are retained for 90 days only.
除非另有說明，此報告結果僅對測試之樣品負責，同時此樣品僅保留90天。本報告未經本公司書面許可，不可部份複製。
This document is issued by the Company subject to its General Conditions of Service printed overleaf, available on request or accessible at www.sgs.com/terms_and_conditions.htm and for electronic format documents, subject to Terms and Conditions for Electronic Documents at www.sgs.com/terms_e-document.htm. Attention is drawn to the limitation of liability, indemnification and jurisdiction issues defined therein. Any holder of this document is advised that information contained hereon reflects the Company's findings at the time of its intervention only and within the limits of Client's instructions, if any. The Company's sole responsibility is to its Client and this document does not exonerate parties to a transaction from exercising all their rights and obligations under the transaction documents. This document cannot be reproduced except in full, without prior written approval of the Company. Any unauthorized alteration, forgery or falsification of the content or appearance of this document is unlawful and offenders may be prosecuted to the fullest extent of the law.

FDD Band 4								
BW(Mhz)	Modulation	RB Size	RB Offset	Frequency (MHz)	Channel	Conducted pow er (dBm)	Target Power + Max. Tolerance (dBm)	MPR Allow ed per 3GPP(dB)
20	QPSK	1 RB	0	1720	20050	23.66	25	0
				1732.5	20175	23.69	25	0
				1745	20300	23.65	25	0
			50	1720	20050	23.59	25	0
				1732.5	20175	23.61	25	0
				1745	20300	23.63	25	0
			99	1720	20050	23.53	25	0
				1732.5	20175	23.63	25	0
				1745	20300	23.57	25	0
		50 RB	0	1720	20050	22.58	24	0-1
				1732.5	20175	22.57	24	0-1
				1745	20300	22.56	24	0-1
			25	1720	20050	22.69	24	0-1
				1732.5	20175	22.58	24	0-1
				1745	20300	22.62	24	0-1
			50	1720	20050	22.68	24	0-1
				1732.5	20175	22.53	24	0-1
				1745	20300	22.54	24	0-1
		100RB		1720	20050	22.56	24	0-1
				1732.5	20175	22.60	24	0-1
				1745	20300	22.66	24	0-1
	16-QAM	1 RB	0	1720	20050	22.69	24	0-1
				1732.5	20175	22.58	24	0-1
				1745	20300	22.62	24	0-1
			50	1720	20050	22.69	24	0-1
				1732.5	20175	22.65	24	0-1
				1745	20300	22.58	24	0-1
			99	1720	20050	22.61	24	0-1
				1732.5	20175	22.58	24	0-1
				1745	20300	22.54	24	0-1
		50 RB	0	1720	20050	21.67	23	0-2
				1732.5	20175	21.65	23	0-2
				1745	20300	21.55	23	0-2
			25	1720	20050	21.64	23	0-2
				1732.5	20175	21.60	23	0-2
				1745	20300	21.53	23	0-2
			50	1720	20050	21.69	23	0-2
				1732.5	20175	21.57	23	0-2
				1745	20300	21.67	23	0-2
		100RB		1720	20050	21.53	23	0-2
				1732.5	20175	21.64	23	0-2
				1745	20300	21.51	23	0-2

Unless otherwise stated the results shown in this test report refer only to the sample(s) tested and such sample(s) are retained for 90 days only.
除非另有說明，此報告結果僅對測試之樣品負責，同時此樣品僅保留90天。本報告未經本公司書面許可，不可部份複製。
This document is issued by the Company subject to its General Conditions of Service printed overleaf, available on request or accessible at www.sgs.com/terms_and_conditions.htm and for electronic format documents, subject to Terms and Conditions for Electronic Documents at www.sgs.com/terms_e-document.htm. Attention is drawn to the limitation of liability, indemnification and jurisdiction issues defined therein. Any holder of this document is advised that information contained hereon reflects the Company's findings at the time of its intervention only and within the limits of Client's instructions, if any. The Company's sole responsibility is to its Client and this document does not exonerate parties to a transaction from exercising all their rights and obligations under the transaction documents. This document cannot be reproduced except in full, without prior written approval of the Company. Any unauthorized alteration, forgery or falsification of the content or appearance of this document is unlawful and offenders may be prosecuted to the fullest extent of the law.

FDD Band 4								
BW(Mhz)	Modulation	RB Size	RB Offset	Frequency (MHz)	Channel	Conducted pow er (dBm)	Target Power + Max. Tolerance (dBm)	MPR Allow ed per 3GPP(dB)
15	QPSK	1 RB	0	1717.5	20025	23.54	25	0
				1732.5	20175	23.62	25	0
				1747.5	20325	23.58	25	0
			36	1717.5	20025	23.60	25	0
				1732.5	20175	23.58	25	0
				1747.5	20325	23.59	25	0
			74	1717.5	20025	23.54	25	0
				1732.5	20175	23.56	25	0
				1747.5	20325	23.53	25	0
		36 RB	0	1717.5	20025	22.64	24	0-1
				1732.5	20175	22.55	24	0-1
				1747.5	20325	22.56	24	0-1
			18	1717.5	20025	22.53	24	0-1
				1732.5	20175	22.64	24	0-1
				1747.5	20325	22.67	24	0-1
			37	1717.5	20025	22.51	24	0-1
				1732.5	20175	22.51	24	0-1
				1747.5	20325	22.69	24	0-1
		75RB		1717.5	20025	22.66	24	0-1
				1732.5	20175	22.54	24	0-1
				1747.5	20325	22.63	24	0-1
	16-QAM	1 RB	0	1717.5	20025	22.65	24	0-1
				1732.5	20175	22.51	24	0-1
				1747.5	20325	22.57	24	0-1
			36	1717.5	20025	22.68	24	0-1
				1732.5	20175	22.52	24	0-1
				1747.5	20325	22.53	24	0-1
			74	1717.5	20025	22.66	24	0-1
				1732.5	20175	22.56	24	0-1
				1747.5	20325	22.53	24	0-1
		36 RB	0	1717.5	20025	21.66	23	0-2
				1732.5	20175	21.62	23	0-2
				1747.5	20325	21.66	23	0-2
			18	1717.5	20025	21.55	23	0-2
				1732.5	20175	21.57	23	0-2
				1747.5	20325	21.64	23	0-2
			37	1717.5	20025	21.69	23	0-2
				1732.5	20175	21.57	23	0-2
				1747.5	20325	21.51	23	0-2
		75RB		1717.5	20025	21.68	23	0-2
				1732.5	20175	21.60	23	0-2
				1747.5	20325	21.65	23	0-2

Unless otherwise stated the results shown in this test report refer only to the sample(s) tested and such sample(s) are retained for 90 days only.
除非另有說明，此報告結果僅對測試之樣品負責，同時此樣品僅保留90天。本報告未經本公司書面許可，不可部份複製。
This document is issued by the Company subject to its General Conditions of Service printed overleaf, available on request or accessible at www.sgs.com/terms_and_conditions.htm and for electronic format documents, subject to Terms and Conditions for Electronic Documents at www.sgs.com/terms_e-document.htm. Attention is drawn to the limitation of liability, indemnification and jurisdiction issues defined therein. Any holder of this document is advised that information contained hereon reflects the Company's findings at the time of its intervention only and within the limits of Client's instructions, if any. The Company's sole responsibility is to its Client and this document does not exonerate parties to a transaction from exercising all their rights and obligations under the transaction documents. This document cannot be reproduced except in full, without prior written approval of the Company. Any unauthorized alteration, forgery or falsification of the content or appearance of this document is unlawful and offenders may be prosecuted to the fullest extent of the law.

FDD Band 4								
BW(Mhz)	Modulation	RB Size	RB Offset	Frequency (MHz)	Channel	Conducted pow er (dBm)	Target Power + Max. Tolerance (dBm)	MPR Allow ed per 3GPP(dB)
10	QPSK	1 RB	0	1715	20000	23.57	25	0
				1732.5	20175	23.57	25	0
				1750	20350	23.61	25	0
			25	1715	20000	23.62	25	0
				1732.5	20175	23.61	25	0
				1750	20350	23.51	25	0
			49	1715	20000	23.58	25	0
				1732.5	20175	23.63	25	0
				1750	20350	23.60	25	0
		25 RB	0	1715	20000	22.66	24	0-1
				1732.5	20175	22.65	24	0-1
				1750	20350	22.69	24	0-1
			12	1715	20000	22.56	24	0-1
				1732.5	20175	22.64	24	0-1
				1750	20350	22.53	24	0-1
			25	1715	20000	22.66	24	0-1
				1732.5	20175	22.67	24	0-1
				1750	20350	22.55	24	0-1
		50RB		1715	20000	22.67	24	0-1
				1732.5	20175	22.57	24	0-1
				1750	20350	22.53	24	0-1
	16-QAM	1 RB	0	1715	20000	22.69	24	0-1
				1732.5	20175	22.62	24	0-1
				1750	20350	22.66	24	0-1
			25	1715	20000	22.58	24	0-1
				1732.5	20175	22.59	24	0-1
				1750	20350	22.58	24	0-1
			49	1715	20000	22.67	24	0-1
				1732.5	20175	22.68	24	0-1
				1750	20350	22.55	24	0-1
		25 RB	0	1715	20000	21.57	23	0-2
				1732.5	20175	21.58	23	0-2
				1750	20350	21.57	23	0-2
			12	1715	20000	21.53	23	0-2
				1732.5	20175	21.61	23	0-2
				1750	20350	21.60	23	0-2
			25	1715	20000	21.64	23	0-2
				1732.5	20175	21.51	23	0-2
				1750	20350	21.53	23	0-2
		50RB		1715	20000	21.57	23	0-2
				1732.5	20175	21.69	23	0-2
				1750	20350	21.61	23	0-2

Unless otherwise stated the results shown in this test report refer only to the sample(s) tested and such sample(s) are retained for 90 days only.
除非另有說明，此報告結果僅對測試之樣品負責，同時此樣品僅保留90天。本報告未經本公司書面許可，不可部份複製。
This document is issued by the Company subject to its General Conditions of Service printed overleaf, available on request or accessible at www.sgs.com/terms_and_conditions.htm and for electronic format documents, subject to Terms and Conditions for Electronic Documents at www.sgs.com/terms_e-document.htm. Attention is drawn to the limitation of liability, indemnification and jurisdiction issues defined therein. Any holder of this document is advised that information contained hereon reflects the Company's findings at the time of its intervention only and within the limits of Client's instructions, if any. The Company's sole responsibility is to its Client and this document does not exonerate parties to a transaction from exercising all their rights and obligations under the transaction documents. This document cannot be reproduced except in full, without prior written approval of the Company. Any unauthorized alteration, forgery or falsification of the content or appearance of this document is unlawful and offenders may be prosecuted to the fullest extent of the law.

FDD Band 4								
BW(Mhz)	Modulation	RB Size	RB Offset	Frequency (MHz)	Channel	Conducted pow er (dBm)	Target Power + Max. Tolerance (dBm)	MPR Allow ed per 3GPP(dB)
5	QPSK	1 RB	0	1712.5	19975	23.53	25	0
				1732.5	20175	23.51	25	0
				1752.5	20375	23.61	25	0
			12	1712.5	19975	23.57	25	0
				1732.5	20175	23.58	25	0
				1752.5	20375	23.55	25	0
			24	1712.5	19975	23.58	25	0
				1732.5	20175	23.62	25	0
				1752.5	20375	23.58	25	0
		12 RB	0	1712.5	19975	22.53	24	0-1
				1732.5	20175	22.59	24	0-1
				1752.5	20375	22.58	24	0-1
			6	1712.5	19975	22.60	24	0-1
				1732.5	20175	22.55	24	0-1
				1752.5	20375	22.66	24	0-1
			13	1712.5	19975	22.57	24	0-1
				1732.5	20175	22.52	24	0-1
				1752.5	20375	22.63	24	0-1
		25RB		1712.5	19975	22.59	24	0-1
				1732.5	20175	22.58	24	0-1
				1752.5	20375	22.55	24	0-1
	16-QAM	1 RB	0	1712.5	19975	22.54	24	0-1
				1732.5	20175	22.63	24	0-1
				1752.5	20375	22.53	24	0-1
			12	1712.5	19975	22.70	24	0-1
				1732.5	20175	22.52	24	0-1
				1752.5	20375	22.52	24	0-1
			24	1712.5	19975	22.52	24	0-1
				1732.5	20175	22.53	24	0-1
				1752.5	20375	22.51	24	0-1
		12 RB	0	1712.5	19975	21.57	23	0-2
				1732.5	20175	21.70	23	0-2
				1752.5	20375	21.55	23	0-2
			6	1712.5	19975	21.58	23	0-2
				1732.5	20175	21.53	23	0-2
				1752.5	20375	21.60	23	0-2
			13	1712.5	19975	21.55	23	0-2
				1732.5	20175	21.64	23	0-2
				1752.5	20375	21.56	23	0-2
		25RB		1712.5	19975	21.63	23	0-2
				1732.5	20175	21.51	23	0-2
				1752.5	20375	21.60	23	0-2

Unless otherwise stated the results shown in this test report refer only to the sample(s) tested and such sample(s) are retained for 90 days only.
除非另有說明，此報告結果僅對測試之樣品負責，同時此樣品僅保留90天。本報告未經本公司書面許可，不可部份複製。
This document is issued by the Company subject to its General Conditions of Service printed overleaf, available on request or accessible at www.sgs.com/terms_and_conditions.htm and for electronic format documents, subject to Terms and Conditions for Electronic Documents at www.sgs.com/terms_e-document.htm. Attention is drawn to the limitation of liability, indemnification and jurisdiction issues defined therein. Any holder of this document is advised that information contained hereon reflects the Company's findings at the time of its intervention only and within the limits of Client's instructions, if any. The Company's sole responsibility is to its Client and this document does not exonerate parties to a transaction from exercising all their rights and obligations under the transaction documents. This document cannot be reproduced except in full, without prior written approval of the Company. Any unauthorized alteration, forgery or falsification of the content or appearance of this document is unlawful and offenders may be prosecuted to the fullest extent of the law.

FDD Band 4								
BW(Mhz)	Modulation	RB Size	RB Offset	Frequency (MHz)	Channel	Conducted pow er (dBm)	Target Power + Max. Tolerance (dBm)	MPR Allow ed per 3GPP(dB)
3	QPSK	1 RB	0	1711.5	19965	23.58	25	0
				1732.5	20175	23.61	25	0
				1753.5	20385	23.51	25	0
			7	1711.5	19965	23.53	25	0
				1732.5	20175	23.55	25	0
				1753.5	20385	23.58	25	0
			14	1711.5	19965	23.53	25	0
				1732.5	20175	23.55	25	0
				1753.5	20385	23.54	25	0
		8 RB	0	1711.5	19965	22.60	24	0-1
				1732.5	20175	22.55	24	0-1
				1753.5	20385	22.57	24	0-1
			4	1711.5	19965	22.62	24	0-1
				1732.5	20175	22.67	24	0-1
				1753.5	20385	22.66	24	0-1
			7	1711.5	19965	22.59	24	0-1
				1732.5	20175	22.61	24	0-1
				1753.5	20385	22.65	24	0-1
		15RB		1711.5	19965	22.63	24	0-1
				1732.5	20175	22.68	24	0-1
				1753.5	20385	22.51	24	0-1
	16-QAM	1 RB	0	1711.5	19965	22.70	24	0-1
				1732.5	20175	22.53	24	0-1
				1753.5	20385	22.69	24	0-1
			7	1711.5	19965	22.63	24	0-1
				1732.5	20175	22.60	24	0-1
				1753.5	20385	22.70	24	0-1
			14	1711.5	19965	22.59	24	0-1
				1732.5	20175	22.70	24	0-1
				1753.5	20385	22.62	24	0-1
		8 RB	0	1711.5	19965	21.58	23	0-2
				1732.5	20175	21.56	23	0-2
				1753.5	20385	21.70	23	0-2
			4	1711.5	19965	21.54	23	0-2
				1732.5	20175	21.69	23	0-2
				1753.5	20385	21.56	23	0-2
			7	1711.5	19965	21.56	23	0-2
				1732.5	20175	21.52	23	0-2
				1753.5	20385	21.54	23	0-2
		15RB		1711.5	19965	21.66	23	0-2
				1732.5	20175	21.52	23	0-2
				1753.5	20385	21.69	23	0-2

Unless otherwise stated the results shown in this test report refer only to the sample(s) tested and such sample(s) are retained for 90 days only.
除非另有說明，此報告結果僅對測試之樣品負責，同時此樣品僅保留90天。本報告未經本公司書面許可，不可部份複製。
This document is issued by the Company subject to its General Conditions of Service printed overleaf, available on request or accessible at www.sgs.com/terms_and_conditions.htm and for electronic format documents, subject to Terms and Conditions for Electronic Documents at www.sgs.com/terms_e-document.htm. Attention is drawn to the limitation of liability, indemnification and jurisdiction issues defined therein. Any holder of this document is advised that information contained hereon reflects the Company's findings at the time of its intervention only and within the limits of Client's instructions, if any. The Company's sole responsibility is to its Client and this document does not exonerate parties to a transaction from exercising all their rights and obligations under the transaction documents. This document cannot be reproduced except in full, without prior written approval of the Company. Any unauthorized alteration, forgery or falsification of the content or appearance of this document is unlawful and offenders may be prosecuted to the fullest extent of the law.

FDD Band 4								
BW(Mhz)	Modulation	RB Size	RB Offset	Frequency (MHz)	Channel	Conducted pow er (dBm)	Target Power + Max. Tolerance (dBm)	MPR Allow ed per 3GPP(dB)
1.4	QPSK	1 RB	0	1710.7	19957	23.59	25	0
				1732.5	20175	23.52	25	0
				1754.3	20393	23.53	25	0
			2	1710.7	19957	23.54	25	0
				1732.5	20175	23.61	25	0
				1754.3	20393	23.59	25	0
			5	1710.7	19957	23.52	25	0
				1732.5	20175	23.51	25	0
				1754.3	20393	23.58	25	0
		3 RB	0	1710.7	19957	23.57	25	0-1
				1732.5	20175	23.60	25	0-1
				1754.3	20393	23.61	25	0-1
			2	1710.7	19957	23.62	25	0-1
				1732.5	20175	23.60	25	0-1
				1754.3	20393	23.54	25	0-1
			3	1710.7	19957	23.58	25	0-1
				1732.5	20175	23.51	25	0-1
				1754.3	20393	23.60	25	0-1
		6RB		1710.7	19957	22.52	24	0-1
				1732.5	20175	22.58	24	0-1
				1754.3	20393	22.57	24	0-1
	16-QAM	1 RB	0	1710.7	19957	22.70	24	0-1
				1732.5	20175	22.63	24	0-1
				1754.3	20393	22.67	24	0-1
			2	1710.7	19957	22.53	24	0-1
				1732.5	20175	22.54	24	0-1
				1754.3	20393	22.65	24	0-1
			5	1710.7	19957	22.60	24	0-1
				1732.5	20175	22.63	24	0-1
				1754.3	20393	22.56	24	0-1
		3 RB	0	1710.7	19957	22.58	24	0-1
				1732.5	20175	22.53	24	0-1
				1754.3	20393	22.69	24	0-1
			2	1710.7	19957	22.66	24	0-1
				1732.5	20175	22.69	24	0-1
				1754.3	20393	22.52	24	0-1
			3	1710.7	19957	22.57	24	0-1
				1732.5	20175	22.62	24	0-1
				1754.3	20393	22.61	24	0-1
		6RB		1710.7	19957	21.70	23	0-2
				1732.5	20175	21.63	23	0-2
				1754.3	20393	21.67	23	0-2

Unless otherwise stated the results shown in this test report refer only to the sample(s) tested and such sample(s) are retained for 90 days only.
除非另有說明，此報告結果僅對測試之樣品負責，同時此樣品僅保留90天。本報告未經本公司書面許可，不可部份複製。
This document is issued by the Company subject to its General Conditions of Service printed overleaf, available on request or accessible at www.sgs.com/terms_and_conditions.htm and for electronic format documents, subject to Terms and Conditions for Electronic Documents at www.sgs.com/terms_e-document.htm. Attention is drawn to the limitation of liability, indemnification and jurisdiction issues defined therein. Any holder of this document is advised that information contained hereon reflects the Company's findings at the time of its intervention only and within the limits of Client's instructions, if any. The Company's sole responsibility is to its Client and this document does not exonerate parties to a transaction from exercising all their rights and obligations under the transaction documents. This document cannot be reproduced except in full, without prior written approval of the Company. Any unauthorized alteration, forgery or falsification of the content or appearance of this document is unlawful and offenders may be prosecuted to the fullest extent of the law.

FDD Band 5								
BW(Mhz)	Modulation	RB Size	RB Offset	Frequency (MHz)	Channel	Conducted pow er (dBm)	Target Power + Max. Tolerance (dBm)	MPR Allow ed per 3GPP(dB)
10	QPSK	1 RB	0	829	20450	23.70	25	0
				836.5	20525	23.68	25	0
				844	20600	23.66	25	0
			25	829	20450	23.62	25	0
				836.5	20525	23.53	25	0
				844	20600	23.53	25	0
			49	829	20450	23.53	25	0
				836.5	20525	23.56	25	0
				844	20600	23.62	25	0
		25 RB	0	829	20450	22.58	24	0-1
				836.5	20525	22.53	24	0-1
				844	20600	22.52	24	0-1
			12	829	20450	22.61	24	0-1
				836.5	20525	22.62	24	0-1
				844	20600	22.62	24	0-1
			25	829	20450	22.52	24	0-1
				836.5	20525	22.64	24	0-1
				844	20600	22.52	24	0-1
		50RB		829	20450	22.69	24	0-1
				836.5	20525	22.62	24	0-1
				844	20600	22.55	24	0-1
	16-QAM	1 RB	0	829	20450	22.56	24	0-1
				836.5	20525	22.60	24	0-1
				844	20600	22.57	24	0-1
			25	829	20450	22.68	24	0-1
				836.5	20525	22.53	24	0-1
				844	20600	22.65	24	0-1
			49	829	20450	22.68	24	0-1
				836.5	20525	22.58	24	0-1
				844	20600	22.66	24	0-1
		25 RB	0	829	20450	21.65	23	0-2
				836.5	20525	21.59	23	0-2
				844	20600	21.68	23	0-2
			12	829	20450	21.58	23	0-2
				836.5	20525	21.70	23	0-2
				844	20600	21.54	23	0-2
			25	829	20450	21.64	23	0-2
				836.5	20525	21.57	23	0-2
				844	20600	21.64	23	0-2
		500RB		829	20450	21.66	23	0-2
				836.5	20525	21.52	23	0-2
				844	20600	21.52	23	0-2

Unless otherwise stated the results shown in this test report refer only to the sample(s) tested and such sample(s) are retained for 90 days only.
除非另有說明，此報告結果僅對測試之樣品負責，同時此樣品僅保留90天。本報告未經本公司書面許可，不可部份複製。
This document is issued by the Company subject to its General Conditions of Service printed overleaf, available on request or accessible at www.sgs.com/terms_and_conditions.htm and for electronic format documents, subject to Terms and Conditions for Electronic Documents at www.sgs.com/terms_e-document.htm. Attention is drawn to the limitation of liability, indemnification and jurisdiction issues defined therein. Any holder of this document is advised that information contained hereon reflects the Company's findings at the time of its intervention only and within the limits of Client's instructions, if any. The Company's sole responsibility is to its Client and this document does not exonerate parties to a transaction from exercising all their rights and obligations under the transaction documents. This document cannot be reproduced except in full, without prior written approval of the Company. Any unauthorized alteration, forgery or falsification of the content or appearance of this document is unlawful and offenders may be prosecuted to the fullest extent of the law.

FDD Band 5								
BW(Mhz)	Modulation	RB Size	RB Offset	Frequency (MHz)	Channel	Conducted pow er (dBm)	Target Power + Max. Tolerance (dBm)	MPR Allow ed per 3GPP(dB)
5	QPSK	1 RB	0	826.5	20425	23.60	25	0
				836.5	20525	23.64	25	0
				846.5	20625	23.61	25	0
			12	826.5	20425	23.51	25	0
				836.5	20525	23.56	25	0
				846.5	20625	23.57	25	0
			24	826.5	20425	23.58	25	0
				836.5	20525	23.52	25	0
				846.5	20625	23.61	25	0
		12 RB	0	826.5	20425	22.66	24	0-1
				836.5	20525	22.68	24	0-1
				846.5	20625	22.57	24	0-1
			6	826.5	20425	22.64	24	0-1
				836.5	20525	22.55	24	0-1
				846.5	20625	22.59	24	0-1
			13	826.5	20425	22.69	24	0-1
				836.5	20525	22.65	24	0-1
				846.5	20625	22.68	24	0-1
		25RB		826.5	20425	22.60	24	0-1
				836.5	20525	22.65	24	0-1
				846.5	20625	22.64	24	0-1
	16-QAM	1 RB	0	826.5	20425	22.57	24	0-1
				836.5	20525	22.60	24	0-1
				846.5	20625	22.60	24	0-1
			12	826.5	20425	22.67	24	0-1
				836.5	20525	22.66	24	0-1
				846.5	20625	22.61	24	0-1
			24	826.5	20425	22.57	24	0-1
				836.5	20525	22.58	24	0-1
				846.5	20625	22.58	24	0-1
		12 RB	0	826.5	20425	21.62	23	0-2
				836.5	20525	21.67	23	0-2
				846.5	20625	21.69	23	0-2
			6	826.5	20425	21.64	23	0-2
				836.5	20525	21.51	23	0-2
				846.5	20625	21.67	23	0-2
			13	826.5	20425	21.60	23	0-2
				836.5	20525	21.63	23	0-2
				846.5	20625	21.66	23	0-2
		25RB		826.5	20425	21.68	23	0-2
				836.5	20525	21.56	23	0-2
				846.5	20625	21.63	23	0-2

Unless otherwise stated the results shown in this test report refer only to the sample(s) tested and such sample(s) are retained for 90 days only.
除非另有說明，此報告結果僅對測試之樣品負責，同時此樣品僅保留90天。本報告未經本公司書面許可，不可部份複製。
This document is issued by the Company subject to its General Conditions of Service printed overleaf, available on request or accessible at www.sgs.com/terms_and_conditions.htm and for electronic format documents, subject to Terms and Conditions for Electronic Documents at www.sgs.com/terms_e-document.htm. Attention is drawn to the limitation of liability, indemnification and jurisdiction issues defined therein. Any holder of this document is advised that information contained hereon reflects the Company's findings at the time of its intervention only and within the limits of Client's instructions, if any. The Company's sole responsibility is to its Client and this document does not exonerate parties to a transaction from exercising all their rights and obligations under the transaction documents. This document cannot be reproduced except in full, without prior written approval of the Company. Any unauthorized alteration, forgery or falsification of the content or appearance of this document is unlawful and offenders may be prosecuted to the fullest extent of the law.

FDD Band 5								
BW(Mhz)	Modulation	RB Size	RB Offset	Frequency (MHz)	Channel	Conducted pow er (dBm)	Target Power + Max. Tolerance (dBm)	MPR Allow ed per 3GPP(dB)
3	QPSK	1 RB	0	825.5	20415	23.52	25	0
				836.5	20525	23.60	25	0
				847.5	20635	23.53	25	0
			7	825.5	20415	23.61	25	0
				836.5	20525	23.62	25	0
				847.5	20635	23.57	25	0
			14	825.5	20415	23.58	25	0
				836.5	20525	23.51	25	0
				847.5	20635	23.55	25	0
		8 RB	0	825.5	20415	22.51	24	0-1
				836.5	20525	22.54	24	0-1
				847.5	20635	22.65	24	0-1
			4	825.5	20415	22.57	24	0-1
				836.5	20525	22.63	24	0-1
				847.5	20635	22.54	24	0-1
			7	825.5	20415	22.53	24	0-1
				836.5	20525	22.57	24	0-1
				847.5	20635	22.60	24	0-1
		15RB		825.5	20415	22.70	24	0-1
				836.5	20525	22.67	24	0-1
				847.5	20635	22.52	24	0-1
	16-QAM	1 RB	0	825.5	20415	22.61	24	0-1
				836.5	20525	22.52	24	0-1
				847.5	20635	22.66	24	0-1
			7	825.5	20415	22.61	24	0-1
				836.5	20525	22.58	24	0-1
				847.5	20635	22.54	24	0-1
			14	825.5	20415	22.58	24	0-1
				836.5	20525	22.52	24	0-1
				847.5	20635	22.55	24	0-1
		8 RB	0	825.5	20415	21.64	23	0-2
				836.5	20525	21.51	23	0-2
				847.5	20635	21.52	23	0-2
			4	825.5	20415	21.55	23	0-2
				836.5	20525	21.67	23	0-2
				847.5	20635	21.68	23	0-2
			7	825.5	20415	21.63	23	0-2
				836.5	20525	21.56	23	0-2
				847.5	20635	21.58	23	0-2
		15RB		825.5	20415	21.54	23	0-2
				836.5	20525	21.54	23	0-2
				847.5	20635	21.62	23	0-2

Unless otherwise stated the results shown in this test report refer only to the sample(s) tested and such sample(s) are retained for 90 days only.
除非另有說明，此報告結果僅對測試之樣品負責，同時此樣品僅保留90天。本報告未經本公司書面許可，不可部份複製。
This document is issued by the Company subject to its General Conditions of Service printed overleaf, available on request or accessible at www.sgs.com/terms_and_conditions.htm and for electronic format documents, subject to Terms and Conditions for Electronic Documents at www.sgs.com/terms_e-document.htm. Attention is drawn to the limitation of liability, indemnification and jurisdiction issues defined therein. Any holder of this document is advised that information contained hereon reflects the Company's findings at the time of its intervention only and within the limits of Client's instructions, if any. The Company's sole responsibility is to its Client and this document does not exonerate parties to a transaction from exercising all their rights and obligations under the transaction documents. This document cannot be reproduced except in full, without prior written approval of the Company. Any unauthorized alteration, forgery or falsification of the content or appearance of this document is unlawful and offenders may be prosecuted to the fullest extent of the law.

FDD Band 5								
BW(Mhz)	Modulation	RB Size	RB Offset	Frequency (MHz)	Channel	Conducted pow er (dBm)	Target Power + Max. Tolerance (dBm)	MPR Allow ed per 3GPP(dB)
1.4	QPSK	1 RB	0	824.7	20407	23.60	25	0
				836.5	20525	23.55	25	0
				848.3	20643	23.61	25	0
			2	824.7	20407	23.61	25	0
				836.5	20525	23.56	25	0
				848.3	20643	23.58	25	0
			5	824.7	20407	23.59	25	0
				836.5	20525	23.52	25	0
				848.3	20643	23.53	25	0
		3 RB	0	824.7	20407	23.62	25	0-1
				836.5	20525	23.51	25	0-1
				848.3	20643	23.55	25	0-1
			2	824.7	20407	23.58	25	0-1
				836.5	20525	23.52	25	0-1
				848.3	20643	23.56	25	0-1
			3	824.7	20407	23.56	25	0-1
				836.5	20525	23.49	25	0-1
				848.3	20643	23.56	25	0-1
		6RB		824.7	20407	22.56	24	0-1
				836.5	20525	22.55	24	0-1
				848.3	20643	22.51	24	0-1
	16-QAM	1 RB	0	824.7	20407	22.62	24	0-1
				836.5	20525	22.66	24	0-1
				848.3	20643	22.62	24	0-1
			2	824.7	20407	22.56	24	0-1
				836.5	20525	22.62	24	0-1
				848.3	20643	22.55	24	0-1
			5	824.7	20407	22.70	24	0-1
				836.5	20525	22.61	24	0-1
				848.3	20643	22.69	24	0-1
		3 RB	0	824.7	20407	22.57	24	0-1
				836.5	20525	22.60	24	0-1
				848.3	20643	22.70	24	0-1
			2	824.7	20407	22.60	24	0-1
				836.5	20525	22.52	24	0-1
				848.3	20643	22.68	24	0-1
			3	824.7	20407	22.56	24	0-1
				836.5	20525	22.66	24	0-1
				848.3	20643	22.68	24	0-1
		6RB		824.7	20407	21.51	23	0-2
				836.5	20525	21.58	23	0-2
				848.3	20643	21.60	23	0-2

Unless otherwise stated the results shown in this test report refer only to the sample(s) tested and such sample(s) are retained for 90 days only.
除非另有說明，此報告結果僅對測試之樣品負責，同時此樣品僅保留90天。本報告未經本公司書面許可，不可部份複製。
This document is issued by the Company subject to its General Conditions of Service printed overleaf, available on request or accessible at www.sgs.com/terms_and_conditions.htm and for electronic format documents, subject to Terms and Conditions for Electronic Documents at www.sgs.com/terms_e-document.htm. Attention is drawn to the limitation of liability, indemnification and jurisdiction issues defined therein. Any holder of this document is advised that information contained hereon reflects the Company's findings at the time of its intervention only and within the limits of Client's instructions, if any. The Company's sole responsibility is to its Client and this document does not exonerate parties to a transaction from exercising all their rights and obligations under the transaction documents. This document cannot be reproduced except in full, without prior written approval of the Company. Any unauthorized alteration, forgery or falsification of the content or appearance of this document is unlawful and offenders may be prosecuted to the fullest extent of the law.

FDD Band 12								
BW(Mhz)	Modulation	RB Size	RB Offset	Frequency (MHz)	Channel	Conducted pow er (dBm)	Target Power + Max. Tolerance (dBm)	MPR Allow ed per 3GPP(dB)
10	QPSK	1 RB	0	704	23060	23.66	25	0
				707.5	23095	23.68	25	0
				711	23130	23.70	25	0
			25	704	23060	23.53	25	0
				707.5	23095	23.63	25	0
				711	23130	23.53	25	0
			49	704	23060	23.58	25	0
				707.5	23095	23.57	25	0
				711	23130	23.54	25	0
		25 RB	0	704	23060	22.55	24	0-1
				707.5	23095	22.61	24	0-1
				711	23130	22.58	24	0-1
			12	704	23060	22.65	24	0-1
				707.5	23095	22.68	24	0-1
				711	23130	22.69	24	0-1
			25	704	23060	22.58	24	0-1
				707.5	23095	22.63	24	0-1
				711	23130	22.59	24	0-1
		50RB		704	23060	22.54	24	0-1
				707.5	23095	22.53	24	0-1
				711	23130	22.61	24	0-1
	16-QAM	1 RB	0	704	23060	22.59	24	0-1
				707.5	23095	22.64	24	0-1
				711	23130	22.59	24	0-1
			25	704	23060	22.57	24	0-1
				707.5	23095	22.67	24	0-1
				711	23130	22.57	24	0-1
			49	704	23060	22.65	24	0-1
				707.5	23095	22.68	24	0-1
				711	23130	22.58	24	0-1
		25 RB	0	704	23060	21.66	23	0-2
				707.5	23095	21.57	23	0-2
				711	23130	21.56	23	0-2
			12	704	23060	21.61	23	0-2
				707.5	23095	21.62	23	0-2
				711	23130	21.60	23	0-2
			25	704	23060	21.53	23	0-2
				707.5	23095	21.60	23	0-2
				711	23130	21.62	23	0-2
		50RB		704	23060	21.66	23	0-2
				707.5	23095	21.70	23	0-2
				711	23130	21.58	23	0-2

Unless otherwise stated the results shown in this test report refer only to the sample(s) tested and such sample(s) are retained for 90 days only.
除非另有說明，此報告結果僅對測試之樣品負責，同時此樣品僅保留90天。本報告未經本公司書面許可，不可部份複製。
This document is issued by the Company subject to its General Conditions of Service printed overleaf, available on request or accessible at www.sgs.com/terms_and_conditions.htm and for electronic format documents, subject to Terms and Conditions for Electronic Documents at www.sgs.com/terms_e-document.htm. Attention is drawn to the limitation of liability, indemnification and jurisdiction issues defined therein. Any holder of this document is advised that information contained hereon reflects the Company's findings at the time of its intervention only and within the limits of Client's instructions, if any. The Company's sole responsibility is to its Client and this document does not exonerate parties to a transaction from exercising all their rights and obligations under the transaction documents. This document cannot be reproduced except in full, without prior written approval of the Company. Any unauthorized alteration, forgery or falsification of the content or appearance of this document is unlawful and offenders may be prosecuted to the fullest extent of the law.

FDD Band 12								
BW(Mhz)	Modulation	RB Size	RB Offset	Frequency (MHz)	Channel	Conducted pow er (dBm)	Target Power + Max. Tolerance (dBm)	MPR Allow ed per 3GPP(dB)
5	QPSK	1 RB	0	701.5	23035	23.62	25	0
				707.5	23095	23.61	25	0
				713.5	23155	23.64	25	0
			12	701.5	23035	23.58	25	0
				707.5	23095	23.63	25	0
				713.5	23155	23.61	25	0
			24	701.5	23035	23.58	25	0
				707.5	23095	23.56	25	0
				713.5	23155	23.57	25	0
		12 RB	0	701.5	23035	22.66	24	0-1
				707.5	23095	22.68	24	0-1
				713.5	23155	22.70	24	0-1
			6	701.5	23035	22.68	24	0-1
				707.5	23095	22.53	24	0-1
				713.5	23155	22.59	24	0-1
			13	701.5	23035	22.68	24	0-1
				707.5	23095	22.66	24	0-1
				713.5	23155	22.57	24	0-1
		25RB		701.5	23035	22.62	24	0-1
				707.5	23095	22.58	24	0-1
				713.5	23155	22.57	24	0-1
	16-QAM	1 RB	0	701.5	23035	22.62	24	0-1
				707.5	23095	22.59	24	0-1
				713.5	23155	22.59	24	0-1
			12	701.5	23035	22.66	24	0-1
				707.5	23095	22.70	24	0-1
				713.5	23155	22.68	24	0-1
			24	701.5	23035	22.56	24	0-1
				707.5	23095	22.51	24	0-1
				713.5	23155	22.55	24	0-1
		12 RB	0	701.5	23035	21.54	23	0-2
				707.5	23095	21.67	23	0-2
				713.5	23155	21.65	23	0-2
			6	701.5	23035	21.58	23	0-2
				707.5	23095	21.67	23	0-2
				713.5	23155	21.57	23	0-2
			13	701.5	23035	21.70	23	0-2
				707.5	23095	21.57	23	0-2
				713.5	23155	21.61	23	0-2
		25RB		701.5	23035	21.53	23	0-2
				707.5	23095	21.54	23	0-2
				713.5	23155	21.67	23	0-2

Unless otherwise stated the results shown in this test report refer only to the sample(s) tested and such sample(s) are retained for 90 days only.
除非另有說明，此報告結果僅對測試之樣品負責，同時此樣品僅保留90天。本報告未經本公司書面許可，不可部份複製。
This document is issued by the Company subject to its General Conditions of Service printed overleaf, available on request or accessible at www.sgs.com/terms_and_conditions.htm and for electronic format documents, subject to Terms and Conditions for Electronic Documents at www.sgs.com/terms_e-document.htm. Attention is drawn to the limitation of liability, indemnification and jurisdiction issues defined therein. Any holder of this document is advised that information contained hereon reflects the Company's findings at the time of its intervention only and within the limits of Client's instructions, if any. The Company's sole responsibility is to its Client and this document does not exonerate parties to a transaction from exercising all their rights and obligations under the transaction documents. This document cannot be reproduced except in full, without prior written approval of the Company. Any unauthorized alteration, forgery or falsification of the content or appearance of this document is unlawful and offenders may be prosecuted to the fullest extent of the law.

FDD Band 12								
BW(Mhz)	Modulation	RB Size	RB Offset	Frequency (MHz)	Channel	Conducted pow er (dBm)	Target Power + Max. Tolerance (dBm)	MPR Allow ed per 3GPP(dB)
3	QPSK	1 RB	0	700.5	23025	23.58	25	0
				707.5	23095	23.56	25	0
				714.5	23165	23.61	25	0
			7	700.5	23025	23.59	25	0
				707.5	23095	23.56	25	0
				714.5	23165	23.60	25	0
			14	700.5	23025	23.56	25	0
				707.5	23095	23.52	25	0
				714.5	23165	23.53	25	0
		8 RB	0	700.5	23025	22.54	24	0-1
				707.5	23095	22.60	24	0-1
				714.5	23165	22.58	24	0-1
			4	700.5	23025	22.70	24	0-1
				707.5	23095	22.69	24	0-1
				714.5	23165	22.69	24	0-1
			7	700.5	23025	22.54	24	0-1
				707.5	23095	22.57	24	0-1
				714.5	23165	22.66	24	0-1
		15RB		700.5	23025	22.51	24	0-1
				707.5	23095	22.59	24	0-1
				714.5	23165	22.61	24	0-1
	16-QAM	1 RB	0	700.5	23025	22.58	24	0-1
				707.5	23095	22.63	24	0-1
				714.5	23165	22.67	24	0-1
			7	700.5	23025	22.53	24	0-1
				707.5	23095	22.53	24	0-1
				714.5	23165	22.70	24	0-1
			14	700.5	23025	22.58	24	0-1
				707.5	23095	22.55	24	0-1
				714.5	23165	22.59	24	0-1
		8 RB	0	700.5	23025	21.51	23	0-2
				707.5	23095	21.63	23	0-2
				714.5	23165	21.65	23	0-2
			4	700.5	23025	21.54	23	0-2
				707.5	23095	21.61	23	0-2
				714.5	23165	21.63	23	0-2
			7	700.5	23025	21.51	23	0-2
				707.5	23095	21.67	23	0-2
				714.5	23165	21.65	23	0-2
		15RB		700.5	23025	21.53	23	0-2
				707.5	23095	21.59	23	0-2
				714.5	23165	21.69	23	0-2

Unless otherwise stated the results shown in this test report refer only to the sample(s) tested and such sample(s) are retained for 90 days only.
除非另有說明，此報告結果僅對測試之樣品負責，同時此樣品僅保留90天。本報告未經本公司書面許可，不可部份複製。
This document is issued by the Company subject to its General Conditions of Service printed overleaf, available on request or accessible at www.sgs.com/terms_and_conditions.htm and for electronic format documents, subject to Terms and Conditions for Electronic Documents at www.sgs.com/terms_e-document.htm. Attention is drawn to the limitation of liability, indemnification and jurisdiction issues defined therein. Any holder of this document is advised that information contained hereon reflects the Company's findings at the time of its intervention only and within the limits of Client's instructions, if any. The Company's sole responsibility is to its Client and this document does not exonerate parties to a transaction from exercising all their rights and obligations under the transaction documents. This document cannot be reproduced except in full, without prior written approval of the Company. Any unauthorized alteration, forgery or falsification of the content or appearance of this document is unlawful and offenders may be prosecuted to the fullest extent of the law.

FDD Band 12								
BW(Mhz)	Modulation	RB Size	RB Offset	Frequency (MHz)	Channel	Conducted pow er (dBm)	Target Power + Max. Tolerance (dBm)	MPR Allow ed per 3GPP(dB)
1.4	QPSK	1 RB	0	699.7	23017	23.61	25	0
				707.5	23095	23.62	25	0
				715.3	23173	23.58	25	0
			2	699.7	23017	23.56	25	0
				707.5	23095	23.59	25	0
				715.3	23173	23.58	25	0
			5	699.7	23017	23.51	25	0
				707.5	23095	23.61	25	0
				715.3	23173	23.55	25	0
		3 RB	0	699.7	23017	22.63	24	0-1
				707.5	23095	22.56	24	0-1
				715.3	23173	22.59	24	0-1
			2	699.7	23017	22.60	24	0-1
				707.5	23095	22.60	24	0-1
				715.3	23173	22.67	24	0-1
			3	699.7	23017	22.68	24	0-1
				707.5	23095	22.58	24	0-1
				715.3	23173	22.52	24	0-1
		6RB		699.7	23017	22.61	24	0-1
				707.5	23095	22.63	24	0-1
				715.3	23173	22.59	24	0-1
	16-QAM	1 RB	0	699.7	23017	22.55	24	0-1
				707.5	23095	22.66	24	0-1
				715.3	23173	22.65	24	0-1
			2	699.7	23017	22.56	24	0-1
				707.5	23095	22.51	24	0-1
				715.3	23173	22.58	24	0-1
			5	699.7	23017	22.57	24	0-1
				707.5	23095	22.57	24	0-1
				715.3	23173	22.59	24	0-1
		3 RB	0	699.7	23017	22.43	24	0-1
				707.5	23095	22.58	24	0-1
				715.3	23173	22.44	24	0-1
			2	699.7	23017	22.53	24	0-1
				707.5	23095	22.41	24	0-1
				715.3	23173	22.55	24	0-1
			3	699.7	23017	22.31	24	0-1
				707.5	23095	22.43	24	0-1
				715.3	23173	22.31	24	0-1
		6RB		699.7	23017	21.63	23	0-2
				707.5	23095	21.51	23	0-2
				715.3	23173	21.70	23	0-2

Unless otherwise stated the results shown in this test report refer only to the sample(s) tested and such sample(s) are retained for 90 days only.
除非另有說明，此報告結果僅對測試之樣品負責，同時此樣品僅保留90天。本報告未經本公司書面許可，不可部份複製。
This document is issued by the Company subject to its General Conditions of Service printed overleaf, available on request or accessible at www.sgs.com/terms_and_conditions.htm and for electronic format documents, subject to Terms and Conditions for Electronic Documents at www.sgs.com/terms_e-document.htm. Attention is drawn to the limitation of liability, indemnification and jurisdiction issues defined therein. Any holder of this document is advised that information contained hereon reflects the Company's findings at the time of its intervention only and within the limits of Client's instructions, if any. The Company's sole responsibility is to its Client and this document does not exonerate parties to a transaction from exercising all their rights and obligations under the transaction documents. This document cannot be reproduced except in full, without prior written approval of the Company. Any unauthorized alteration, forgery or falsification of the content or appearance of this document is unlawful and offenders may be prosecuted to the fullest extent of the law.

1.4 Test Environment

Ambient Temperature: 22±2° C
Tissue Simulating Liquid: 22±2° C

1.5 Operation Description

For WWAN, the EUT is controlled by using a Radio Communication Tester, and the communication between the EUT and the tester is established by air link.
For WLAN, using chipset specific software to control the EUT, and makes it transmit in maximum power. The EUT is set to maximum power level during all tests, and at the beginning of each test the battery is fully charged.
There are two antenna vendors for this device, one is AWAN, another is HONG-BO, and both of them were tested fully and respectively.

EUT was tested as below based on FCC guidance.

Extremity SAR

Back/back-1/top-1/top-2/right/left/front sides_0mm

Note:

1. During the SAR testing, the DASY 5 system checks power drift by comparing the e-field strength of one specific location measured at the beginning with that measured at the end of the SAR testing.
2. LTE modes test according to **KDB 941225D05v02r05.**
   a. Per Section 5.2.1, the largest channel bandwidth and measure SAR for QPSK with 1 RB allocation.
   - Using the RB offset and required test channel combination with the highest maximum output power for RB offsets at the upper edge, middle and lower edge of each required test channel.
   - When the reported SAR is ≤ 0.8 W/kg, testing of the remaining RB offset configurations and required test channels is not required for 1 RB allocation; otherwise, SAR is required for the remaining required test channels and only for the RB offset configuration with the highest output power for that channel.
   - When the reported SAR of a required test channel is > 1.45 W/kg, SAR is required for all three RB offset configurations for that required test channel.

Unless otherwise stated the results shown in this test report refer only to the sample(s) tested and such sample(s) are retained for 90 days only.
除非另有說明，此報告結果僅對測試之樣品負責，同時此樣品僅保留90天。本報告未經本公司書面許可，不可部份複製。
This document is issued by the Company subject to its General Conditions of Service printed overleaf, available on request or accessible at www.sgs.com/terms_and_conditions.htm and for electronic format documents, subject to Terms and Conditions for Electronic Documents at www.sgs.com/terms_e-document.htm. Attention is drawn to the limitation of liability, indemnification and jurisdiction issues defined therein. Any holder of this document is advised that information contained hereon reflects the Company's findings at the time of its intervention only and within the limits of Client's instructions, if any. The Company's sole responsibility is to its Client and this document does not exonerate parties to a transaction from exercising all their rights and obligations under the transaction documents. This document cannot be reproduced except in full, without prior written approval of the Company. Any unauthorized alteration, forgery or falsification of the content or appearance of this document is unlawful and offenders may be prosecuted to the fullest extent of the law.

b. Per Section 5.2.2, the largest channel bandwidth and measure SAR for QPSK with 50% RB allocation

- The procedures required for 1 RB allocation in 5.2.1 are applied to measure the SAR for QPSK with 50% RB allocation.

c. Per Section 5.2.3, the largest channel bandwidth and measure SAR for QPSK with 100% RB allocation

- For QPSK with 100% RB allocation, SAR is not required when the highest maximum output power for 100 % RB allocation is less than the highest maximum output power in 50% and 1 RB allocations and the highest reported SAR for 1 RB and 50% RB allocation in 5.2.1 and 5.2.2 are ≤ 0.8 W/kg.
- Otherwise, SAR is measured for the highest output power channel and if the reported SAR is > 1.45 W/kg, the remaining required test channels must also be tested.

d. Per Section 5.2.4, Higher order modulations

- For each modulation besides QPSK; e.g., 16-QAM, 64-QAM, apply the QPSK procedures in sections 5.2.1, 5.2.2 and 5.2.3 to determine the QAM configurations that may need SAR measurement. For each configuration identified as required for testing, SAR is required only when the highest maximum output power for the configuration in the higher order modulation is > ½ dB higher than the same configuration in QPSK or when the reported SAR for the QPSK configuration is > 1.45 W/kg.

e. Per Section 5.3, other channel bandwidth standalone SAR test requirements

- For the other channel bandwidths used by the device in a frequency band, apply all the procedures required for the largest channel bandwidth in section 5.2 to determine the channels and RB configurations that need SAR testing and only measure SAR when the highest maximum output power of a configuration requiring testing in the smaller channel bandwidth is > ½ dB higher than the equivalent channel configurations in the largest channel bandwidth configuration or the reported SAR of a configuration for the largest channel bandwidth is > 1.45 W/kg. The equivalent channel configuration for the RB allocation, RB offset and modulation etc. is determined for the smaller channel bandwidth according to the same number of RB allocated in the largest channel bandwidth.

Unless otherwise stated the results shown in this test report refer only to the sample(s) tested and such sample(s) are retained for 90 days only.
除非另有說明，此報告結果僅對測試之樣品負責，同時此樣品僅保留90天。本報告未經本公司書面許可，不可部份複製。
This document is issued by the Company subject to its General Conditions of Service printed overleaf, available on request or accessible at www.sgs.com/terms_and_conditions.htm and for electronic format documents, subject to Terms and Conditions for Electronic Documents at www.sgs.com/terms_e-document.htm. Attention is drawn to the limitation of liability, indemnification and jurisdiction issues defined therein. Any holder of this document is advised that information contained hereon reflects the Company's findings at the time of its intervention only and within the limits of Client's instructions, if any. The Company's sole responsibility is to its Client and this document does not exonerate parties to a transaction from exercising all their rights and obligations under the transaction documents. This document cannot be reproduced except in full, without prior written approval of the Company. Any unauthorized alteration, forgery or falsification of the content or appearance of this document is unlawful and offenders may be prosecuted to the fullest extent of the law.

3. According to KDB447498D01v06, testing of other required channels is not required when the reported 1-g SAR for the highest output channel is ≤ 0.8 W/kg, when the transmission band is ≤ 100 MHz.
4. According to KDB865664D01v01r04, SAR measurement variability must be assessed for each frequency band. When the original highest measured SAR is ≥ 0.8 W/kg, repeated that measurement once. Perform a second repeated measurement only if the ratio of largest to smallest SAR for the original and first repeated measurements is > 1.20 or when the original or repeated measurement is ≥ 1.45 W/kg (~ 10% from the 1-g SAR limit)

Unless otherwise stated the results shown in this test report refer only to the sample(s) tested and such sample(s) are retained for 90 days only.
除非另有說明，此報告結果僅對測試之樣品負責，同時此樣品僅保留90天。本報告未經本公司書面許可，不可部份複製。
This document is issued by the Company subject to its General Conditions of Service printed overleaf, available on request or accessible at www.sgs.com/terms_and_conditions.htm and for electronic format documents, subject to Terms and Conditions for Electronic Documents at www.sgs.com/terms_e-document.htm. Attention is drawn to the limitation of liability, indemnification and jurisdiction issues defined therein. Any holder of this document is advised that information contained hereon reflects the Company's findings at the time of its intervention only and within the limits of Client's instructions, if any. The Company's sole responsibility is to its Client and this document does not exonerate parties to a transaction from exercising all their rights and obligations under the transaction documents. This document cannot be reproduced except in full, without prior written approval of the Company. Any unauthorized alteration, forgery or falsification of the content or appearance of this document is unlawful and offenders may be prosecuted to the fullest extent of the law.

1.6 The SAR Measurement System

A block diagram of the SAR measurement System is given in Fig. a. This SAR Measurement System uses a Computer-controlled 3-D stepper motor system (SPEAG DASY 5 professional system). The model EX3DV4 field probe is used to determine the internal electric fields. The SAR can be obtained from the equation SAR= σ ($|Ei|^2$)/ ρ where σ and ρ are the conductivity and mass density of the tissue-simulant.

The DASY 5 system for performing compliance tests consists of the following items:

1. A standard high precision 6-axis robot (Staubli RX family) with controller, teach pendant and software. An arm extension is for accommodating the data acquisition electronics (DAE).
2. A dosimetric probe, i.e., an isotropic E-field probe optimized and calibrated for usage intissue simulating liquid. The probe is equipped with an optical surface detector system.
3. A data acquisition electronics (DAE) which performs the signal amplification, signal multiplexing, AD-conversion, offset measurements, mechanical surface detection, collision detection, etc. The unit is battery powered with standard or rechargeable batteries. The signal is optically transmitted to the EOC.

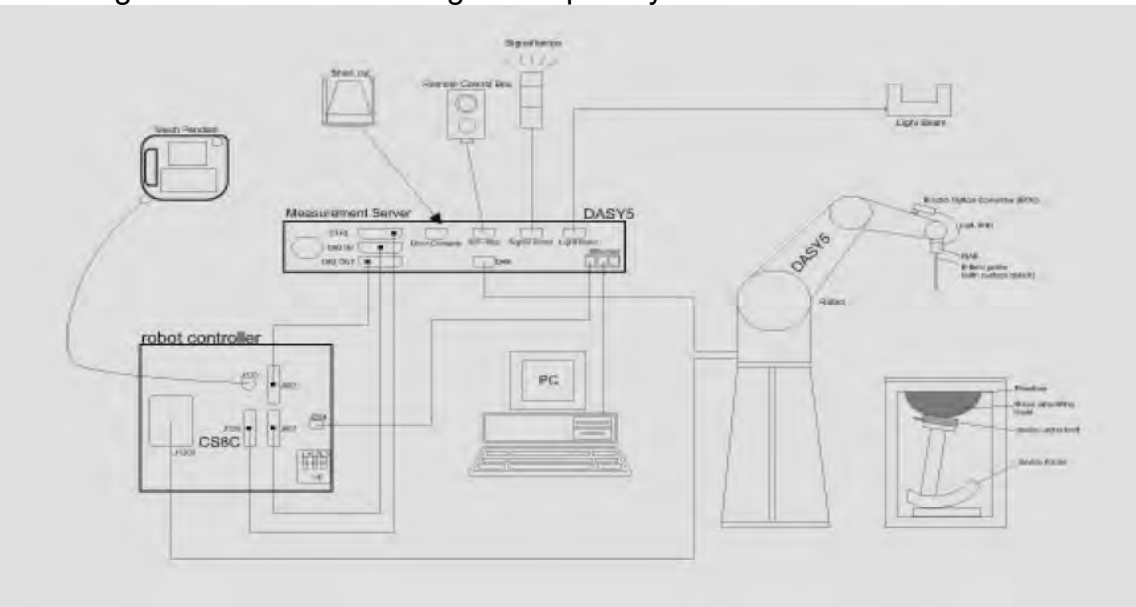

Fig. a The block diagram of SAR system

Unless otherwise stated the results shown in this test report refer only to the sample(s) tested and such sample(s) are retained for 90 days only.
除非另有說明，此報告結果僅對測試之樣品負責，同時此樣品僅保留90天。本報告未經本公司書面許可，不可部份複製。
This document is issued by the Company subject to its General Conditions of Service printed overleaf, available on request or accessible at www.sgs.com/terms_and_conditions.htm and for electronic format documents, subject to Terms and Conditions for Electronic Documents at www.sgs.com/terms_e-document.htm. Attention is drawn to the limitation of liability, indemnification and jurisdiction issues defined therein. Any holder of this document is advised that information contained hereon reflects the Company's findings at the time of its intervention only and within the limits of Client's instructions, if any. The Company's sole responsibility is to its Client and this document does not exonerate parties to a transaction from exercising all their rights and obligations under the transaction documents. This document cannot be reproduced except in full, without prior written approval of the Company. Any unauthorized alteration, forgery or falsification of the content or appearance of this document is unlawful and offenders may be prosecuted to the fullest extent of the law.

4. The Electro-optical converter (EOC) performs the conversion between optical and electrical of the signals for the digital communication to the DAE and for the analog signal from the optical surface detection. The EOC is connected to the measurement server.
5. The function of the measurement server is to perform the time critical tasks such as signal filtering, control of the robot operation and fast movement interrupts.
6. A probe alignment unit which improves the (absolute) accuracy of the probe positioning.
7. A computer operating Windows 7.
8. DASY 5 software.
9. Remote control with teach pendant and additional circuitry for robot safety such as warning lamps, etc.
10. Tissue simulating liquid mixed according to the given recipes.
11. Validation dipole kits allowing to validate the proper functioning of the system.

Unless otherwise stated the results shown in this test report refer only to the sample(s) tested and such sample(s) are retained for 90 days only.
除非另有說明，此報告結果僅對測試之樣品負責，同時此樣品僅保留90天。本報告未經本公司書面許可，不可部份複製。
This document is issued by the Company subject to its General Conditions of Service printed overleaf, available on request or accessible at www.sgs.com/terms_and_conditions.htm and for electronic format documents, subject to Terms and Conditions for Electronic Documents at www.sgs.com/terms_e-document.htm. Attention is drawn to the limitation of liability, indemnification and jurisdiction issues defined therein. Any holder of this document is advised that information contained hereon reflects the Company's findings at the time of its intervention only and within the limits of Client's instructions, if any. The Company's sole responsibility is to its Client and this document does not exonerate parties to a transaction from exercising all their rights and obligations under the transaction documents. This document cannot be reproduced except in full, without prior written approval of the Company. Any unauthorized alteration, forgery or falsification of the content or appearance of this document is unlawful and offenders may be prosecuted to the fullest extent of the law.

1.7 System Components

EX3DV4 E-Field Probe

Construction	Symmetrical design with triangular core Built-in shielding against static charges PEEK enclosure material (resistant to organic solvents, e.g., DGBE)	
Calibration	Basic Broad Band Calibration in air Conversion Factors (CF) for HSL 750/835/1750/1900 MHz Additional CF for other liquids and frequencies upon request	
Frequency	10 MHz to > 6 GHz	
Directivity	± 0.3 dB in HSL (rotation around probe axis) ± 0.5 dB in tissue material (rotation normal to probe axis)	
Dynamic Range	10 µW/g to > 100 mW/g Linearity: ± 0.2 dB (noise: typically < 1 µW/g)	
Dimensions	Tip diameter: 2.5 mm	
Application	High precision dosimetric measurements in any exposure scenario (e.g., very strong gradient fields). Only probe which enables compliance testing for frequencies up to 6 GHz with precision of better 30%.	

Unless otherwise stated the results shown in this test report refer only to the sample(s) tested and such sample(s) are retained for 90 days only.
除非另有說明，此報告結果僅對測試之樣品負責，同時此樣品僅保留90天。本報告未經本公司書面許可，不可部份複製。
This document is issued by the Company subject to its General Conditions of Service printed overleaf, available on request or accessible at www.sgs.com/terms_and_conditions.htm and for electronic format documents, subject to Terms and Conditions for Electronic Documents at www.sgs.com/terms_e-document.htm. Attention is drawn to the limitation of liability, indemnification and jurisdiction issues defined therein. Any holder of this document is advised that information contained hereon reflects the Company's findings at the time of its intervention only and within the limits of Client's instructions, if any. The Company's sole responsibility is to its Client and this document does not exonerate parties to a transaction from exercising all their rights and obligations under the transaction documents. This document cannot be reproduced except in full, without prior written approval of the Company. Any unauthorized alteration, forgery or falsification of the content or appearance of this document is unlawful and offenders may be prosecuted to the fullest extent of the law.

PHANTOM

Model	ELI	
Construction	The ELI phantom is used for compliance testing of handheld and body-mounted wireless devices in the frequency range of 30 MHz to 6 GHz. ELI is fully compatible with the IEC 62209-2 standard and all known tissue simulating liquids. ELI has been optimized regarding its performance and can be integrated into our standard phantom tables. A cover prevents evaporation of the liquid. Reference markings on the phantom allow installation of the complete setup, including all predefined phantom positions and measurement grids, by teaching three points. The phantom is compatible with all SPEAG dosimetric probes and dipoles.	
Shell Thickness	2 ± 0.2 mm	
Filling Volume	Approx. 30 liters	
Dimensions	Major axis: 600 mm Minor axis: 400 mm	

DEVICE HOLDER

Construction	The device holder (Supporter) for Notebook is made by POM (polyoxymethylene resin) , which is non-metal and non-conductive. The height can be adjusted to fit varies kind of notebooks.	 Device Holder

Unless otherwise stated the results shown in this test report refer only to the sample(s) tested and such sample(s) are retained for 90 days only.
除非另有說明，此報告結果僅對測試之樣品負責，同時此樣品僅保留90天。本報告未經本公司書面許可，不可部份複製。
This document is issued by the Company subject to its General Conditions of Service printed overleaf, available on request or accessible at www.sgs.com/terms_and_conditions.htm and for electronic format documents, subject to Terms and Conditions for Electronic Documents at www.sgs.com/terms_e-document.htm. Attention is drawn to the limitation of liability, indemnification and jurisdiction issues defined therein. Any holder of this document is advised that information contained hereon reflects the Company's findings at the time of its intervention only and within the limits of Client's instructions, if any. The Company's sole responsibility is to its Client and this document does not exonerate parties to a transaction from exercising all their rights and obligations under the transaction documents. This document cannot be reproduced except in full, without prior written approval of the Company. Any unauthorized alteration, forgery or falsification of the content or appearance of this document is unlawful and offenders may be prosecuted to the fullest extent of the law.

1.8 SAR System Verification

The microwave circuit arrangement for system verification is sketched in Fig. b. The daily system accuracy verification occurs within the flat section of the SAM phantom. A SAR measurement was performed to see if the measured SAR was within +/- 10% from the target SAR values. These tests were done at 750/835/1750/1900 MHz. The tests were conducted on the same days as the measurement of the DUT. The obtained results from the system accuracy verification are displayed in the table 1 (SAR values are normalized to 1W forward power delivered to the dipole). During the tests, the liquid depth above the ear reference points was ≥ 15 cm ± 5 mm (frequency ≤ 3 GHz) or ≥ 10 cm ± 5 mm (frequency > 3 G Hz) in all the cases. It is seen that the system is operating within its specification, as the results are within acceptable tolerance of the reference values.

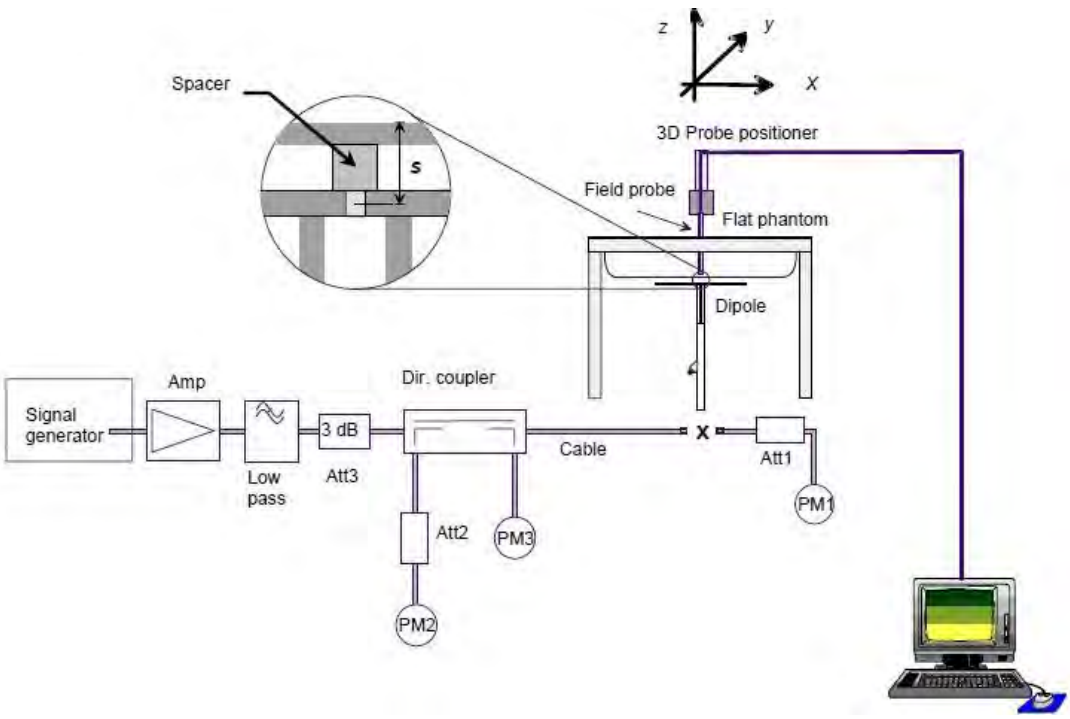

Fig. b The block diagram of system verification

Unless otherwise stated the results shown in this test report refer only to the sample(s) tested and such sample(s) are retained for 90 days only.
除非另有說明，此報告結果僅對測試之樣品負責，同時此樣品僅保留90天。本報告未經本公司書面許可，不可部份複製。
This document is issued by the Company subject to its General Conditions of Service printed overleaf, available on request or accessible at www.sgs.com/terms_and_conditions.htm and for electronic format documents, subject to Terms and Conditions for Electronic Documents at www.sgs.com/terms_e-document.htm. Attention is drawn to the limitation of liability, indemnification and jurisdiction issues defined therein. Any holder of this document is advised that information contained hereon reflects the Company's findings at the time of its intervention only and within the limits of Client's instructions, if any. The Company's sole responsibility is to its Client and this document does not exonerate parties to a transaction from exercising all their rights and obligations under the transaction documents. This document cannot be reproduced except in full, without prior written approval of the Company. Any unauthorized alteration, forgery or falsification of the content or appearance of this document is unlawful and offenders may be prosecuted to the fullest extent of the law.

Validation Kit	S/N	Frequency (MHz)		1W Target SAR-10g (mW/g)	Pin=250mW Measured SAR-10g (mW/g)	Measured SAR-10g normalized to 1W (mW/g)	Deviation (%)	Measured Date
D750V3	1015	750	Body	5.71	1.39	5.56	-2.63%	May. 30, 2019
D835V2	4d063	835	Body	6.28	1.54	6.16	-1.91%	May. 29, 2019
D1750V2	1008	1750	Body	19.8	4.90	19.60	-1.01%	May. 28, 2019
D1900V2	5d018	1900	Body	21.4	5.36	21.44	0.19%	May. 27, 2019

Table 1. Results of system validation

Unless otherwise stated the results shown in this test report refer only to the sample(s) tested and such sample(s) are retained for 90 days only.
除非另有說明，此報告結果僅對測試之樣品負責，同時此樣品僅保留90天。本報告未經本公司書面許可，不可部份複製。
This document is issued by the Company subject to its General Conditions of Service printed overleaf, available on request or accessible at www.sgs.com/terms_and_conditions.htm and for electronic format documents, subject to Terms and Conditions for Electronic Documents at www.sgs.com/terms_e-document.htm. Attention is drawn to the limitation of liability, indemnification and jurisdiction issues defined therein. Any holder of this document is advised that information contained hereon reflects the Company's findings at the time of its intervention only and within the limits of Client's instructions, if any. The Company's sole responsibility is to its Client and this document does not exonerate parties to a transaction from exercising all their rights and obligations under the transaction documents. This document cannot be reproduced except in full, without prior written approval of the Company. Any unauthorized alteration, forgery or falsification of the content or appearance of this document is unlawful and offenders may be prosecuted to the fullest extent of the law.

1.9 Tissue Simulant Fluid for the Frequency Band

The dielectric properties for this Head-simulant fluid were measured by using the Agilent Model 85070E Dielectric Probe (rates frequency band 200 MHz to 20 GHz) in conjunction with Network Analyzer.
All dielectric parameters of tissue simulates were measured within 24 hours of SAR measurements. The measured conductivity and permittivity are all within ± 5% of the target values.
The depth of the tissue simulant in the flat section of the phantom was ≥ 15 cm ± 5 mm (Frequency ≤3G) or ≥ 10 cm ± 5 mm (Frequency >3G) during all tests. (Fig. 2)

Tissue Type	Measurement Date	Measured Frequency (MHz)	Target Dielectric Constant, εr	Target Conductivity, σ (S/m)	Measured Dielectric Constant, εr	Measured Conductivity, σ (S/m)	% dev εr	% dev σ
Body	May, 30. 2019	704.00	55.710	0.960	57.594	0.926	3.38%	-3.57%
		707.50	55.697	0.960	57.589	0.927	3.40%	-3.50%
		709.00	55.691	0.960	57.583	0.931	3.40%	-3.04%
		710.00	55.687	0.960	57.540	0.933	3.33%	-2.84%
		711.00	55.683	0.960	57.486	0.937	3.24%	-2.39%
		750.00	55.531	0.963	57.156	0.971	2.93%	0.80%
		782.00	55.406	0.966	56.888	1.002	2.67%	3.73%
		793.00	55.364	0.967	56.723	1.011	2.45%	4.54%
	May, 29. 2019	821.50	55.242	0.953	57.450	0.982	4.00%	3.00%
		826.40	55.226	0.959	57.331	0.984	3.81%	2.56%
		829.00	55.218	0.963	57.276	0.988	3.73%	2.64%
		831.50	55.211	0.966	57.274	0.992	3.74%	2.72%
		835.00	55.200	0.970	57.271	0.995	3.75%	2.58%
		836.50	55.195	0.972	57.269	0.997	3.76%	2.59%
		841.50	55.180	0.978	57.174	1.000	3.61%	2.25%
		844.00	55.172	0.981	57.181	1.004	3.64%	2.34%
		846.60	55.164	0.984	57.133	1.007	3.57%	2.31%
	May, 28. 2019	1712.40	53.531	1.465	51.390	1.437	-4.00%	-1.89%
		1720.00	53.511	1.469	51.355	1.445	-4.03%	-1.67%
		1732.50	53.478	1.477	51.335	1.454	-4.01%	-1.58%
		1745.00	53.445	1.485	51.296	1.469	-4.02%	-1.09%
		1750.00	53.432	1.488	51.270	1.475	-4.05%	-0.90%
		1752.60	53.425	1.490	51.269	1.477	-4.04%	-0.88%
		1770.00	53.379	1.501	51.144	1.496	-4.19%	-0.34%
	May, 27. 2019	1852.40	53.300	1.520	50.942	1.517	-4.42%	-0.20%
		1860.00	53.300	1.520	50.889	1.524	-4.52%	0.26%
		1880.00	53.300	1.520	50.818	1.545	-4.66%	1.64%
		1882.50	53.300	1.520	50.814	1.548	-4.66%	1.84%
		1900.00	53.300	1.520	50.779	1.564	-4.73%	2.89%
		1905.00	53.300	1.520	50.766	1.577	-4.75%	3.75%
		1907.60	53.300	1.520	50.761	1.579	-4.76%	3.88%

Table 2. Dielectric Parameters of Tissue Simulant Fluid

Unless otherwise stated the results shown in this test report refer only to the sample(s) tested and such sample(s) are retained for 90 days only.
除非另有說明，此報告結果僅對測試之樣品負責，同時此樣品僅保留90天。本報告未經本公司書面許可，不可部份複製。
This document is issued by the Company subject to its General Conditions of Service printed overleaf, available on request or accessible at www.sgs.com/terms_and_conditions.htm and for electronic format documents, subject to Terms and Conditions for Electronic Documents at www.sgs.com/terms_e-document.htm. Attention is drawn to the limitation of liability, indemnification and jurisdiction issues defined therein. Any holder of this document is advised that information contained hereon reflects the Company's findings at the time of its intervention only and within the limits of Client's instructions, if any. The Company's sole responsibility is to its Client and this document does not exonerate parties to a transaction from exercising all their rights and obligations under the transaction documents. This document cannot be reproduced except in full, without prior written approval of the Company. Any unauthorized alteration, forgery or falsification of the content or appearance of this document is unlawful and offenders may be prosecuted to the fullest extent of the law.

The composition of the body tissue simulating liquid:

Frequency (MHz)	Mode	Ingredient						Total amount
		DGMBE	Water	Salt	Preventol D-7	Cellulose	Sugar	
750	Body	—	631.68 g	11.72 g	1.2 g	—	600 g	1.0L(Kg)
850	Body	—	631.68 g	11.72 g	1.2 g	—	600 g	1.0L(Kg)
1750	Body	300.67 g	716.56 g	4.0 g	—	—	—	1.0L(Kg)
1900	Body	300.67 g	716.56 g	4.0 g	—	—	—	1.0L(Kg)

Table 3. Recipes for Tissue Simulating Liquid

Unless otherwise stated the results shown in this test report refer only to the sample(s) tested and such sample(s) are retained for 90 days only.
除非另有說明，此報告結果僅對測試之樣品負責，同時此樣品僅保留90天。本報告未經本公司書面許可，不可部份複製。
This document is issued by the Company subject to its General Conditions of Service printed overleaf, available on request or accessible at www.sgs.com/terms_and_conditions.htm and for electronic format documents, subject to Terms and Conditions for Electronic Documents at www.sgs.com/terms_e-document.htm. Attention is drawn to the limitation of liability, indemnification and jurisdiction issues defined therein. Any holder of this document is advised that information contained hereon reflects the Company's findings at the time of its intervention only and within the limits of Client's instructions, if any. The Company's sole responsibility is to its Client and this document does not exonerate parties to a transaction from exercising all their rights and obligations under the transaction documents. This document cannot be reproduced except in full, without prior written approval of the Company. Any unauthorized alteration, forgery or falsification of the content or appearance of this document is unlawful and offenders may be prosecuted to the fullest extent of the law.

1.10 Evaluation Procedures

The entire evaluation of the spatial peak values is performed within the Post-processing engine (SEMCAD). The system always gives the maximum values for the 1 g and 10 g cubes. The algorithm to find the cube with highest averaged SAR is divided into the following stages:

1. The extraction of the measured data (grid and values) from the Zoom Scan.
2. The calculation of the SAR value at every measurement point based on all stored data (A/D values and measurement parameters)
3. The generation of a high-resolution mesh within the measured volume
4. The interpolation of all measured values from the measurement grid to the high-resolution grid
5. The extrapolation of the entire 3-D field distribution to the phantom surface over the distance from sensor to surface
6. The calculation of the averaged SAR within masses of 1g and 10g.

The probe is calibrated at the center of the dipole sensors that is located 1 to 2.7mm away from the probe tip. During measurements, the probe stops shortly above the phantom surface, depending on the probe and the surface detecting system. Both distances are included as parameters in the probe configuration file. The software always knows exactly how far away the measured point is from the surface. As the probe cannot directly measure at the surface, the values between the deepest measured point and the surface must be extrapolated. The angle between the probe axis and the surface normal line is less than 30 degree.

In the Area Scan, the gradient of the interpolation function is evaluated to find all the extreme of the SAR distribution. The uncertainty on the locations of the extreme is less than 1/20 of the grid size. Only local maximum within –2 dB of the global maximum are searched and passed for the Cube Scan measurement. In the Cube Scan, the interpolation function is used to extrapolate the Peak SAR from the lowest measurement points to the inner phantom surface (the extrapolation distance). The uncertainty increases with the extrapolation distance. To keep the uncertainty within 1% for the 1 g and 10 g cubes, the extrapolation distance should not be larger than 5mm.

The maximum search is automatically performed after each area scan measurement. It is based on splines in two or three dimensions. The procedure can find the maximum for most SAR distributions even with relatively large grid spacing. After the area scanning measurement, the probe is automatically moved to a position at the interpolated maximum. The following scan can directly use this position for reference, e.g., for a finer resolution grid or the cube evaluations. The 1g and 10g peak evaluations are only available for the predefined cube 7x7x7 scans. The routines are verified and optimized for the grid dimensions used in these cube measurements.

The measured volume of 30x30x30mm contains about 30g of tissue.

The first procedure is an extrapolation (incl. Boundary correction) to get the points between the lowest measured plane and the surface. The next step uses 3D

Unless otherwise stated the results shown in this test report refer only to the sample(s) tested and such sample(s) are retained for 90 days only.
除非另有說明，此報告結果僅對測試之樣品負責，同時此樣品僅保留90天。本報告未經本公司書面許可，不可部份複製。
This document is issued by the Company subject to its General Conditions of Service printed overleaf, available on request or accessible at www.sgs.com/terms_and_conditions.htm and for electronic format documents, subject to Terms and Conditions for Electronic Documents at www.sgs.com/terms_e-document.htm. Attention is drawn to the limitation of liability, indemnification and jurisdiction issues defined therein. Any holder of this document is advised that information contained hereon reflects the Company's findings at the time of its intervention only and within the limits of Client's instructions, if any. The Company's sole responsibility is to its Client and this document does not exonerate parties to a transaction from exercising all their rights and obligations under the transaction documents. This document cannot be reproduced except in full, without prior written approval of the Company. Any unauthorized alteration, forgery or falsification of the content or appearance of this document is unlawful and offenders may be prosecuted to the fullest extent of the law.

interpolation to get all points within the measured volume. In the last step, a 1g cube is placed numerically into the volume and its averaged SAR is calculated. This cube is the moved around until the highest averaged SAR is found. If the highest SAR is found at the edge of the measured volume, the system will issue a warning: higher SAR values might be found outside of the measured volume. In that case the cube measurement can be repeated, using the new interpolated maximum as the center.

1.11 Probe Calibration Procedures

For the calibration of E-field probes in lossy liquids, an electric field with an accurately known field strength must be produced within the measured liquid. For standardization purposes it would be desirable if all measurements which are necessary to assess the correct field strength would be traceable to standardized measurement procedures. In the following two different calibration techniques are summarized:

1.11.1 Transfer Calibration with Temperature Probes

In lossy liquids the specific absorption rate (SAR) is related both to the electric field (E) and the temperature gradient ($\delta T / \delta t$) in the liquid.

$$SAR = C\frac{\delta T}{\delta t},$$

whereby σ is the conductivity, ρ the density and c the heat capacity of the liquid.

Hence, the electric field in lossy liquid can be measured indirectly by measuring the temperature gradient in the liquid. Non-disturbing temperature probes (optical probes or thermistor probes with resistive lines) with high spatial resolution (<1-2 mm) and fast reaction time (<1 s) are available and can be easily calibrated with high precision [1]. The setup and the exciting source have no influence on the calibration; only the relative positioning uncertainties of the standard temperature probe and the E-field probe to be calibrated must be considered. However, several problems limit the available accuracy of probe calibrations with temperature probes:

Unless otherwise stated the results shown in this test report refer only to the sample(s) tested and such sample(s) are retained for 90 days only.
除非另有說明，此報告結果僅對測試之樣品負責，同時此樣品僅保留90天。本報告未經本公司書面許可，不可部份複製。
This document is issued by the Company subject to its General Conditions of Service printed overleaf, available on request or accessible at www.sgs.com/terms_and_conditions.htm and for electronic format documents, subject to Terms and Conditions for Electronic Documents at www.sgs.com/terms_e-document.htm. Attention is drawn to the limitation of liability, indemnification and jurisdiction issues defined therein. Any holder of this document is advised that information contained hereon reflects the Company's findings at the time of its intervention only and within the limits of Client's instructions, if any. The Company's sole responsibility is to its Client and this document does not exonerate parties to a transaction from exercising all their rights and obligations under the transaction documents. This document cannot be reproduced except in full, without prior written approval of the Company. Any unauthorized alteration, forgery or falsification of the content or appearance of this document is unlawful and offenders may be prosecuted to the fullest extent of the law.

- The temperature gradient is not directly measurable but must be evaluated from temperature measurements at different time steps. Special precaution is necessary to avoid measurement errors caused by temperature gradients due to energy equalizing effects or convection currents in the liquid. Such effects cannot be completely avoided, as the measured field itself destroys the thermal equilibrium in the liquid. With a careful setup these errors can be kept small.
- The measured volume around the temperature probe is not well defined. It is difficult to calculate the energy transfer from a surrounding gradient temperature field into the probe. These effects must be considered, since temperature probes are calibrated in liquid with homogeneous temperatures. There is no traceable standard for temperature rise measurements.
- The calibration depends on the assessment of the specific density, the heat capacity and the conductivity of the medium. While the specific density and heat capacity can be measured accurately with standardized procedures (~ 2% for c; much better for ρ) , there is no standard for the measurement of the conductivity. Depending on the method and liquid, the error can well exceed ±5%.
- Temperature rise measurements are not very sensitive and therefore are often performed at a higher power level than the E-field measurements. The nonlinearities in the system (e.g., power measurements, different components, etc.) must be considered.

Considering these problems, the possible accuracy of the calibration of E-field probes with temperature gradient measurements in a carefully designed setup is about ±10% (RSS) [2]. Recently, a setup which is a combination of the waveguide techniques and the thermal measurements was presented in [3]. The estimated uncertainty of the setup is ±5% (RSS) when the same liquid is used for the calibration and for actual measurements and ±7-9% (RSS) when not, which is in good agreement with the estimates given in [2].

1.11.2 Calibration with Analytical Fields

In this method a technical setup is used in which the field can be calculated analytically from measurements of other physical magnitudes (e.g., input power). This corresponds to the standard field method for probe calibration in air; however, there is no standard defined for fields in lossy liquids.
When using calculated fields in lossy liquids for probe calibration, several points must be considered in the assessment of the uncertainty:

- The setup must enable accurate determination of the incident power.
- The accuracy of the calculated field strength will depend on the assessment of the dielectric parameters of the liquid.
- Due to the small wavelength in liquids with high permittivity, even small

Unless otherwise stated the results shown in this test report refer only to the sample(s) tested and such sample(s) are retained for 90 days only.
除非另有說明，此報告結果僅對測試之樣品負責，同時此樣品僅保留90天。本報告未經本公司書面許可，不可部份複製。
This document is issued by the Company subject to its General Conditions of Service printed overleaf, available on request or accessible at www.sgs.com/terms_and_conditions.htm and for electronic format documents, subject to Terms and Conditions for Electronic Documents at www.sgs.com/terms_e-document.htm. Attention is drawn to the limitation of liability, indemnification and jurisdiction issues defined therein. Any holder of this document is advised that information contained hereon reflects the Company's findings at the time of its intervention only and within the limits of Client's instructions, if any. The Company's sole responsibility is to its Client and this document does not exonerate parties to a transaction from exercising all their rights and obligations under the transaction documents. This document cannot be reproduced except in full, without prior written approval of the Company. Any unauthorized alteration, forgery or falsification of the content or appearance of this document is unlawful and offenders may be prosecuted to the fullest extent of the law.

setups might be above the resonant cutoff frequencies. The field distribution in the setup must be carefully checked for conformity with the theoretical field distribution.

References

1. N. Kuster, Q. Balzano, and J.C. Lin, Eds., *Mobile Communications Safety*, Chapman & Hall, London, 1997.
2. K. Meier, M. Burkhardt, T. Schmid, and N. Kuster, \Broadband calibration of E-field probes in lossy media", *IEEE Transactions on Microwave Theory and Techniques*, vol. 44, no. 10, pp. 1954{1962, Oct. 1996.
3. K. Jokela, P. Hyysalo, and L. Puranen, \Calibration of specific absorption rate (SAR) probes in waveguide at 900 MHz", *IEEE Transactions on Instrumentation and Measurements*, vol. 47, no. 2, pp. 432{438, Apr. 1998.

Unless otherwise stated the results shown in this test report refer only to the sample(s) tested and such sample(s) are retained for 90 days only.
除非另有說明，此報告結果僅對測試之樣品負責，同時此樣品僅保留90天。本報告未經本公司書面許可，不可部份複製。
This document is issued by the Company subject to its General Conditions of Service printed overleaf, available on request or accessible at www.sgs.com/terms_and_conditions.htm and for electronic format documents, subject to Terms and Conditions for Electronic Documents at www.sgs.com/terms_e-document.htm. Attention is drawn to the limitation of liability, indemnification and jurisdiction issues defined therein. Any holder of this document is advised that information contained hereon reflects the Company's findings at the time of its intervention only and within the limits of Client's instructions, if any. The Company's sole responsibility is to its Client and this document does not exonerate parties to a transaction from exercising all their rights and obligations under the transaction documents. This document cannot be reproduced except in full, without prior written approval of the Company. Any unauthorized alteration, forgery or falsification of the content or appearance of this document is unlawful and offenders may be prosecuted to the fullest extent of the law.

1.12 Test Standards and Limits

According to FCC 47CFR §2.1093(d) The limits to be used for evaluation are based generally on criteria published by the American National Standards Institute (ANSI) for localized specific absorption rate (‘‘SAR’’) in Section 4.2 of ‘‘IEEE Standard for Safety Levels with Respect to Human Exposure to Radio Frequency Electromagnetic Fields, 3 kHz to 300 GHz,’’ ANSI/IEEE C95.1, By the Institute of Electrical and Electronics Engineers, Inc., New York, New York 10017. These criteria for SAR evaluation are similar to those recommended by the National Council on Radiation Protection and Measurements (NCRP) in ‘‘Biological Effects and Exposure Criteria for Radio frequency Electromagnetic Fields,’’ NCRP Report No. 86, Section 17.4.5. Copyright NCRP, 1986, Bethesda, Maryland 20814. SAR is a measure of the rate of energy absorption due to exposure to an RF transmitting source. SAR values have been related to threshold levels for potential biological hazards. The criteria to be used are specified in paragraphs (d)(1) and (d)(2) of this section and shall apply for portable devices transmitting in the frequency range from 100 kHz to 6 GHz. Portable devices that transmit at frequencies above 6 GHz are to be evaluated in terms of the MPE limits specified in § 1.1310 of this chapter. Measurements and calculations to demonstrate compliance with MPE field strength or power density limits for devices operating above 6 GHz should be made at a minimum distance of 5 cm from the radiating source.

(1) Limits for Occupational/Controlled exposure: 0.4 W/kg as averaged over the whole-body and spatial peak SAR not exceeding 8 W/kg as averaged over any 1 gram of tissue (defined as a tissue volume in the shape of a cube). Exceptions are the hands, wrists, feet and ankles where the spatial peak SAR shall not exceed 20 W/kg, as averaged over an 10 grams of tissue (defined as a tissue volume in the shape of a cube).

(2) Occupational/Controlled limits apply when persons are exposed as a consequence of their employment provided these persons are fully aware of and exercise control over their exposure. Awareness of exposure can be accomplished by use of warning labels or by specific training or education through appropriate means, such as an RF safety program in a work environment.

(3) Limits for General Population/Uncontrolled exposure: 0.08 W/kg as averaged over the whole-body and spatial peak SAR not exceeding 1.6 W/kg as averaged over any 1 gram of tissue (defined as a tissue volume in the shape of a cube). Exceptions are the hands, wrists, feet and ankles where the spatial peak SAR shall not exceed 4 W/kg, as averaged over any 10 grams of tissue (defined as a tissue volume in the shape of a cube). General Population/Uncontrolled limits apply when the general public may be exposed, or when persons that are exposed as a consequence of their employment may not be fully aware of the potential for exposure or do not

Unless otherwise stated the results shown in this test report refer only to the sample(s) tested and such sample(s) are retained for 90 days only.
除非另有說明，此報告結果僅對測試之樣品負責，同時此樣品僅保留90天。本報告未經本公司書面許可，不可部份複製。
This document is issued by the Company subject to its General Conditions of Service printed overleaf, available on request or accessible at www.sgs.com/terms_and_conditions.htm and for electronic format documents, subject to Terms and Conditions for Electronic Documents at www.sgs.com/terms_e-document.htm. Attention is drawn to the limitation of liability, indemnification and jurisdiction issues defined therein. Any holder of this document is advised that information contained hereon reflects the Company's findings at the time of its intervention only and within the limits of Client's instructions, if any. The Company's sole responsibility is to its Client and this document does not exonerate parties to a transaction from exercising all their rights and obligations under the transaction documents. This document cannot be reproduced except in full, without prior written approval of the Company. Any unauthorized alteration, forgery or falsification of the content or appearance of this document is unlawful and offenders may be prosecuted to the fullest extent of the law.

exercise control over their exposure. Warning labels placed on consumer devices such as cellular telephones will not be sufficient reason to allow these devices to be evaluated subject to limits for occupational/controlled exposure in paragraph (d)(1) of this section. (Table 4.)

Human Exposure	Uncontrolled Environment General Population	Controlled Environment Occupational
Spatial Peak SAR (Brain)	1.60 W/kg	8.00 W/kg
Spatial Average SAR (Whole Body)	0.08 W/kg	0.40 W/kg
Spatial Peak SAR (Hands/Feet/Ankle/Wrist)	4.00 W/kg	20.00 W/kg

Table 4. RF exposure limits

Notes:
1. Uncontrolled environments are defined as locations where there is potential exposure of individuals who have no knowledge or control of their potential exposure.
2. Controlled environments are defined as locations where there is potential exposure of individuals who have knowledge of their potential exposure and can exercise control over their exposure.

Unless otherwise stated the results shown in this test report refer only to the sample(s) tested and such sample(s) are retained for 90 days only.
除非另有說明，此報告結果僅對測試之樣品負責，同時此樣品僅保留90天。本報告未經本公司書面許可，不可部份複製。
This document is issued by the Company subject to its General Conditions of Service printed overleaf, available on request or accessible at www.sgs.com/terms_and_conditions.htm and for electronic format documents, subject to Terms and Conditions for Electronic Documents at www.sgs.com/terms_e-document.htm. Attention is drawn to the limitation of liability, indemnification and jurisdiction issues defined therein. Any holder of this document is advised that information contained hereon reflects the Company's findings at the time of its intervention only and within the limits of Client's instructions, if any. The Company's sole responsibility is to its Client and this document does not exonerate parties to a transaction from exercising all their rights and obligations under the transaction documents. This document cannot be reproduced except in full, without prior written approval of the Company. Any unauthorized alteration, forgery or falsification of the content or appearance of this document is unlawful and offenders may be prosecuted to the fullest extent of the law.

2. Summary of Results

2.1 Decision rules

Reported measurement data comply with IEEE 1528-2013:
Determining compliance shall be based on the results of the compliance measurement, not taking into account measurement instrumentation uncertainty.

2.2 Summary of Results

LTE FDD Band 2

Mode	Bandwidth (MHz)	Modulation	RB Size	RB start	Position	Distance (mm)	CH	Freq. (MHz)	Max. Rated Avg. Power + Max. Tolerance (dBm)	Measured Avg. Power (dBm)	Scaling	Averaged SAR over 10g (W/kg)		Plot page
												Measured	Reported	
LTE Band 2	20MHz	QPSK	1 RB	0	Back side	0	19100	1900	25	23.67	35.83%	0.397	0.539	-
					Back-1 side	0	19100	1900	25	23.67	35.83%	0.369	0.501	-
					Top-1 side	0	19100	1900	25	23.67	35.83%	0.977	1.327	-
					Top-2 side	0	19100	1900	25	23.67	35.83%	0.631	0.857	-
					Right side	0	18700	1860	25	23.63	37.09%	1.220	1.672	49
					Right side	0	18900	1880	25	23.61	37.72%	1.180	1.625	-
					Right side	0	19100	1900	25	23.67	35.83%	1.200	1.630	-
					Left side	0	19100	1900	25	23.67	35.83%	0.330	0.448	-
					Front side	0	19100	1900	25	23.67	35.83%	0.066	0.090	-
			50 RB	50	Back side	0	19100	1900	24	22.70	34.90%	0.241	0.325	-
					Back-1 side	0	19100	1900	24	22.70	34.90%	0.237	0.320	-
					Top-1 side	0	19100	1900	24	22.70	34.90%	0.692	0.933	-
					Top-2 side	0	19100	1900	24	22.70	34.90%	0.451	0.608	-
					Right side	0	19100	1900	24	22.70	34.90%	0.868	1.171	-
					Left side	0	19100	1900	24	22.70	34.90%	0.213	0.287	-
					Front side	0	19100	1900	24	22.70	34.90%	0.054	0.073	-
			100 RB		Back side	0	19100	1900	24	22.70	34.90%	0.313	0.422	-
					Back-1 side	0	19100	1900	24	22.70	34.90%	0.345	0.465	-
					Top-1 side	0	19100	1900	24	22.70	34.90%	0.774	1.044	-
					Top-2 side	0	19100	1900	24	22.70	34.90%	0.492	0.664	-
					Right side	0	19100	1900	24	22.70	34.90%	0.967	1.304	-
					Left side	0	19100	1900	24	22.70	34.90%	0.253	0.341	-
					Front side	0	19100	1900	24	22.70	34.90%	0.058	0.078	-

Unless otherwise stated the results shown in this test report refer only to the sample(s) tested and such sample(s) are retained for 90 days only.
除非另有說明，此報告結果僅對測試之樣品負責，同時此樣品僅保留90天。本報告未經本公司書面許可，不可部份複製。
This document is issued by the Company subject to its General Conditions of Service printed overleaf, available on request or accessible at www.sgs.com/terms_and_conditions.htm and for electronic format documents, subject to Terms and Conditions for Electronic Documents at www.sgs.com/terms_e-document.htm. Attention is drawn to the limitation of liability, indemnification and jurisdiction issues defined therein. Any holder of this document is advised that information contained hereon reflects the Company's findings at the time of its intervention only and within the limits of Client's instructions, if any. The Company's sole responsibility is to its Client and this document does not exonerate parties to a transaction from exercising all their rights and obligations under the transaction documents. This document cannot be reproduced except in full, without prior written approval of the Company. Any unauthorized alteration, forgery or falsification of the content or appearance of this document is unlawful and offenders may be prosecuted to the fullest extent of the law.

LTE FDD Band 4

Mode	Bandwidth (MHz)	Modulation	RB Size	RB start	Position	Distance (mm)	CH	Freq. (MHz)	Max. Rated Avg. Power + Max. Tolerance (dBm)	Measured Avg. Power (dBm)	Scaling	Averaged SAR over 10g (W/kg)		Plot page
												Measured	Reported	
LTE Band 4	20MHz	QPSK	1 RB	0	Back side	0	20175	1732.5	25	23.69	35.21%	0.383	0.518	-
					Back-1 side	0	20175	1732.5	25	23.69	35.21%	0.364	0.492	-
					Top-1 side	0	20175	1732.5	25	23.69	35.21%	0.946	1.279	-
					Top-2 side	0	20175	1732.5	25	23.69	35.21%	0.613	0.829	-
					Right side	0	20050	1720	25	23.66	36.14%	1.340	1.824	50
					Right side	0	20175	1732.5	25	23.69	35.21%	1.170	1.582	-
					Right side	0	20300	1745	25	23.65	36.46%	1.220	1.665	-
					Left side	0	20175	1732.5	25	23.69	35.21%	0.317	0.429	-
					Front side	0	20175	1732.5	25	23.69	35.21%	0.063	0.086	-
			50 RB	25	Back side	0	20050	1720	24	22.69	35.21%	0.278	0.376	-
					Back-1 side	0	20050	1720	24	22.69	35.21%	0.301	0.407	-
					Top-1 side	0	20050	1720	24	22.69	35.21%	0.711	0.961	-
					Top-2 side	0	20050	1720	24	22.69	35.21%	0.448	0.606	-
					Right side	0	20050	1720	24	22.69	35.21%	0.865	1.170	-
					Left side	0	20050	1720	24	22.69	35.21%	0.227	0.307	-
					Front side	0	20050	1720	24	22.69	35.21%	0.056	0.076	-
			100 RB		Back side	0	20300	1745	24	22.66	36.14%	0.271	0.369	-
					Back-1 side	0	20300	1745	24	22.66	36.14%	0.294	0.400	-
					Top-1 side	0	20300	1745	24	22.66	36.14%	0.692	0.942	-
					Top-2 side	0	20300	1745	24	22.66	36.14%	0.439	0.598	-
					Right side	0	20300	1745	24	22.66	36.14%	0.851	1.159	-
					Left side	0	20300	1745	24	22.66	36.14%	0.221	0.301	-
					Front side	0	20300	1745	24	22.66	36.14%	0.055	0.075	-

Unless otherwise stated the results shown in this test report refer only to the sample(s) tested and such sample(s) are retained for 90 days only.
除非另有說明，此報告結果僅對測試之樣品負責，同時此樣品僅保留90天。本報告未經本公司書面許可，不可部份複製。
This document is issued by the Company subject to its General Conditions of Service printed overleaf, available on request or accessible at www.sgs.com/terms_and_conditions.htm and for electronic format documents, subject to Terms and Conditions for Electronic Documents at www.sgs.com/terms_e-document.htm. Attention is drawn to the limitation of liability, indemnification and jurisdiction issues defined therein. Any holder of this document is advised that information contained hereon reflects the Company's findings at the time of its intervention only and within the limits of Client's instructions, if any. The Company's sole responsibility is to its Client and this document does not exonerate parties to a transaction from exercising all their rights and obligations under the transaction documents. This document cannot be reproduced except in full, without prior written approval of the Company. Any unauthorized alteration, forgery or falsification of the content or appearance of this document is unlawful and offenders may be prosecuted to the fullest extent of the law.

LTE FDD Band 5

Mode	Bandwidth (MHz)	Modulation	RB Size	RB start	Position	Distance (mm)	CH	Freq. (MHz)	Max. Rated Avg. Power + Max. Tolerance (dBm)	Measured Avg. Power (dBm)	Scaling	Averaged SAR over 1g (W/kg)		Plot page
												Measured	Reported	
LTE Band 5	10MHz	QPSK	1 RB	0	Back side	0	20450	829	25	23.70	34.90%	0.065	0.088	-
					Back-1 side	0	20450	829	25	23.70	34.90%	0.069	0.093	-
					Top-1 side	0	20450	829	25	23.70	34.90%	0.163	0.220	-
					Top-2 side	0	20450	829	25	23.70	34.90%	0.104	0.140	-
					Right side	0	20450	829	25	23.70	34.90%	0.234	0.316	51
					Right side	0	20525	836.5	25	23.68	35.52%	0.230	0.312	-
					Right side	0	20600	844	25	23.66	36.14%	0.231	0.314	-
					Left side	0	20450	829	25	23.70	34.90%	0.059	0.080	-
					Front side	0	20450	829	25	23.70	34.90%	0.018	0.024	-
			25 RB	25	Back side	0	20525	836.5	24	22.64	36.77%	0.051	0.070	-
					Back-1 side	0	20525	836.5	24	22.64	36.77%	0.053	0.072	-
					Top-1 side	0	20525	836.5	24	22.64	36.77%	0.151	0.207	-
					Top-2 side	0	20525	836.5	24	22.64	36.77%	0.093	0.127	-
					Right side	0	20525	836.5	24	22.64	36.77%	0.187	0.256	-
					Left side	0	20525	836.5	24	22.64	36.77%	0.044	0.060	-
					Front side	0	20525	836.5	24	22.64	36.77%	0.013	0.018	-
			50 RB		Back side	0	20450	829	24	22.69	35.21%	0.055	0.074	-
					Back-1 side	0	20450	829	24	22.69	35.21%	0.055	0.074	-
					Top-1 side	0	20450	829	24	22.69	35.21%	0.157	0.212	-
					Top-2 side	0	20450	829	24	22.69	35.21%	0.103	0.139	-
					Right side	0	20450	829	24	22.69	35.21%	0.193	0.261	-
					Left side	0	20450	829	24	22.69	35.21%	0.052	0.070	-
					Front side	0	20450	829	24	22.69	35.21%	0.016	0.022	-

Unless otherwise stated the results shown in this test report refer only to the sample(s) tested and such sample(s) are retained for 90 days only.
除非另有說明，此報告結果僅對測試之樣品負責，同時此樣品僅保留90天。本報告未經本公司書面許可，不可部份複製。
This document is issued by the Company subject to its General Conditions of Service printed overleaf, available on request or accessible at www.sgs.com/terms_and_conditions.htm and for electronic format documents, subject to Terms and Conditions for Electronic Documents at www.sgs.com/terms_e-document.htm. Attention is drawn to the limitation of liability, indemnification and jurisdiction issues defined therein. Any holder of this document is advised that information contained hereon reflects the Company's findings at the time of its intervention only and within the limits of Client's instructions, if any. The Company's sole responsibility is to its Client and this document does not exonerate parties to a transaction from exercising all their rights and obligations under the transaction documents. This document cannot be reproduced except in full, without prior written approval of the Company. Any unauthorized alteration, forgery or falsification of the content or appearance of this document is unlawful and offenders may be prosecuted to the fullest extent of the law.

LTE FDD Band 12

Mode	Bandwidth (MHz)	Modulation	RB Size	RB start	Position	Distance (mm)	CH	Freq. (MHz)	Max. Rated Avg. Power + Max. Tolerance (dBm)	Measured Avg. Power (dBm)	Scaling	Averaged SAR over 1g (W/kg)		Plot page
												Measured	Reported	
LTE Band 12	10MHz	QPSK	1 RB	0	Back side	0	23130	711	25	23.70	34.90%	0.061	0.082	-
					Back-1 side	0	23130	711	25	23.70	34.90%	0.061	0.082	-
					Top-1 side	0	23130	711	25	23.70	34.90%	0.159	0.214	-
					Top-2 side	0	23130	711	25	23.70	34.90%	0.101	0.136	-
					Right side	0	23060	704	25	23.66	36.14%	0.184	0.251	-
					Right side	0	23095	707.5	25	23.68	35.52%	0.200	0.271	-
					Right side	0	23130	711	25	23.70	34.90%	0.212	0.286	52
					Left side	0	23130	711	25	23.70	34.90%	0.057	0.077	-
					Front side	0	23130	711	25	23.70	34.90%	0.018	0.024	-
			25 RB	12	Back side	0	23130	711	24	22.69	35.21%	0.047	0.064	-
					Back-1 side	0	23130	711	24	22.69	35.21%	0.049	0.066	-
					Top-1 side	0	23130	711	24	22.69	35.21%	0.118	0.160	-
					Top-2 side	0	23130	711	24	22.69	35.21%	0.073	0.099	-
					Right side	0	23130	711	24	22.69	35.21%	0.159	0.215	-
					Left side	0	23130	711	24	22.69	35.21%	0.044	0.059	-
					Front side	0	23130	711	24	22.69	35.21%	0.014	0.019	-
			50 RB		Back side	0	23130	711	24	22.61	37.72%	0.049	0.068	-
					Back-1 side	0	23130	711	24	22.61	37.72%	0.051	0.070	-
					Top-1 side	0	23130	711	24	22.61	37.72%	0.121	0.167	-
					Top-2 side	0	23130	711	24	22.61	37.72%	0.075	0.103	-
					Right side	0	23130	711	24	22.61	37.72%	0.163	0.224	
					Left side	0	23130	711	24	22.61	37.72%	0.047	0.065	-
					Front side	0	23130	711	24	22.61	37.72%	0.015	0.021	-

Note:

Scaling = $\frac{\text{reported SAR}}{\text{measured SAR}} = \frac{\text{P2(mW)}}{\text{P1(mW)}} = 10^{\left(\frac{\text{P2}-\text{P1}}{10}\right)(\text{dBm})}$

Reported SAR = measured SAR * (scaling)

Where P2 is maximum specified power, P1 is measured conducted power

2.3 Reporting statements of conformity

The conformity statement in this report is based solely on the test results, measurement uncertainty is excluded.

Unless otherwise stated the results shown in this test report refer only to the sample(s) tested and such sample(s) are retained for 90 days only.
除非另有說明，此報告結果僅對測試之樣品負責，同時此樣品僅保留90天。本報告未經本公司書面許可，不可部份複製。
This document is issued by the Company subject to its General Conditions of Service printed overleaf, available on request or accessible at www.sgs.com/terms_and_conditions.htm and for electronic format documents, subject to Terms and Conditions for Electronic Documents at www.sgs.com/terms_e-document.htm. Attention is drawn to the limitation of liability, indemnification and jurisdiction issues defined therein. Any holder of this document is advised that information contained hereon reflects the Company's findings at the time of its intervention only and within the limits of Client's instructions, if any. The Company's sole responsibility is to its Client and this document does not exonerate parties to a transaction from exercising all their rights and obligations under the transaction documents. This document cannot be reproduced except in full, without prior written approval of the Company. Any unauthorized alteration, forgery or falsification of the content or appearance of this document is unlawful and offenders may be prosecuted to the fullest extent of the law.

3. Instruments List

Manufacturer	Device	Type	Serial number	Date of last calibration	Date of next calibration
SPEAG	Dosimetric E-Field Probe	EX3DV4	3938	Oct.24,2018	Oct.23,2019
SPEAG	System Validation Dipole	D750V3	1015	Aug.23,2018	Aug.22,2019
		D835V2	4d063	Aug.23,2018	Aug.22,2019
		D1750V2	1008	Aug.30,2018	Aug.29,2019
		D1900V2	5d018	Jun.21,2018	Jun.20,2019
SPEAG	Data acquisition Electronics	DAE4	1260	Nov.30,2018	Nov.29,2019
SPEAG	Software	DASY 52 V52.10.2	N/A	Calibration not required	Calibration not required
SPEAG	Phantom	ELI	N/A	Calibration not required	Calibration not required
Agilent	Network Analyzer	E5071C	MY46107530	Feb.23,2019	Feb.22,2020
Agilent	Dielectric Probe Kit	85070E	MY44300677	Calibration not required	Calibration not required
Agilent	Dual-directional coupler	772D	MY52180142	Jul.04,2018	Jul.03,2019
		778D	MY52180302	Jul.05,2018	Jul.04,2019
Agilent	RF Signal Generator	N5181A	MY50141235	Apr.22,2019	Apr.21,2020
Agilent	Power Meter	ML2496A	1326001	Aug.09,2018	Aug.08,2019
Agilent	Power Sensor	MA2411B	1315048	Aug.09,2018	Aug.08,2019
			1315049	Aug.09,2018	Aug.08,2019
TECPEL	Digital thermometer	DTM-303A	TP131515	Jul.17,2018	Jul.16,2019
Anritsu	Radio Communication Test	MT8820C	6201061049	Dec.27,2018	Dec.26,2019

Unless otherwise stated the results shown in this test report refer only to the sample(s) tested and such sample(s) are retained for 90 days only.
除非另有說明，此報告結果僅對測試之樣品負責，同時此樣品僅保留90天。本報告未經本公司書面許可，不可部份複製。
This document is issued by the Company subject to its General Conditions of Service printed overleaf, available on request or accessible at www.sgs.com/terms_and_conditions.htm and for electronic format documents, subject to Terms and Conditions for Electronic Documents at www.sgs.com/terms_e-document.htm. Attention is drawn to the limitation of liability, indemnification and jurisdiction issues defined therein. Any holder of this document is advised that information contained hereon reflects the Company's findings at the time of its intervention only and within the limits of Client's instructions, if any. The Company's sole responsibility is to its Client and this document does not exonerate parties to a transaction from exercising all their rights and obligations under the transaction documents. This document cannot be reproduced except in full, without prior written approval of the Company. Any unauthorized alteration, forgery or falsification of the content or appearance of this document is unlawful and offenders may be prosecuted to the fullest extent of the law.

4. Measurements

Date: 2019/5/27

LTE Band 2 (20MHz)_Body_Right side_CH 18700_QPSK_1-0

Communication System: LTE; Frequency: 1860 MHz; Duty Cycle: 1:1
Medium parameters used: f = 1860 MHz; σ = 1.524 S/m; ε_r = 50.889; ρ = 1000 kg/m^3
Phantom section: Flat Section
Ambient temperature: 23.1°C; Liquid temperature: 21.7℃

DASY5 Configuration:

- Probe: EX3DV4 - SN3938;ConvF(7.52, 7.52, 7.52);Calibrated: 2018/10/24
- Sensor-Surface: 2mm (Mechanical Surface Detection)
- Electronics: DAE4 Sn1260; Calibrated: 2018/11/30
- Phantom: ELI
- DASY52 52.10.2(1495); SEMCAD X 14.6.12(7463)

Area Scan (81x131x1): Interpolated grid: dx=15 mm, dy=15 mm
Maximum value of SAR (interpolated) = 4.31 W/kg

Zoom Scan (5x5x7)/Cube 0: Measurement grid: dx=8mm, dy=8mm, dz=5mm
Reference Value = 2.859 V/m; Power Drift = -0.07 dB
Peak SAR (extrapolated) = 6.38 W/kg
SAR(1 g) = 2.88 W/kg; SAR(10 g) = 1.22 W/kg
Maximum value of SAR (measured) = 4.61 W/kg

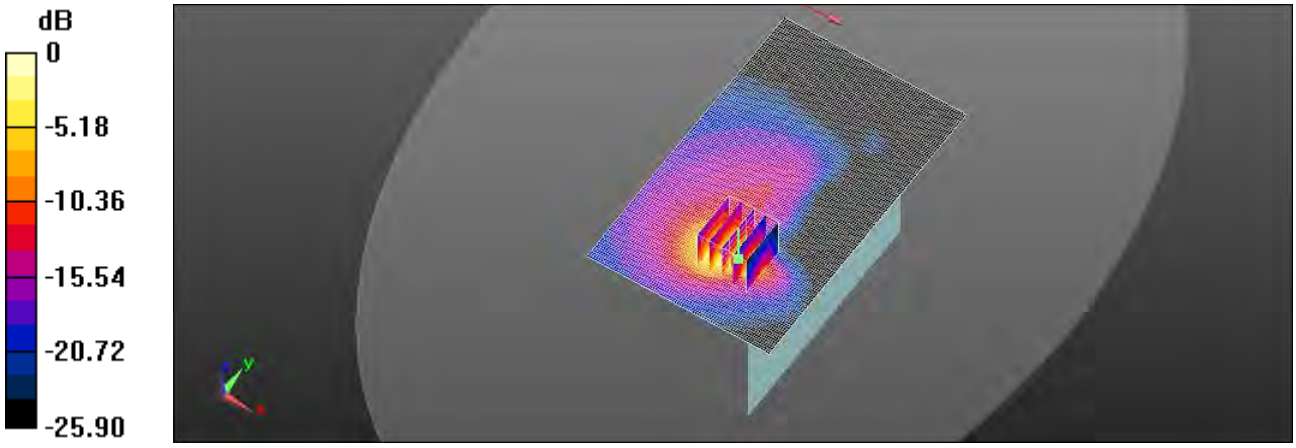

0 dB = 4.61 W/kg = 6.64 dBW/kg

Unless otherwise stated the results shown in this test report refer only to the sample(s) tested and such sample(s) are retained for 90 days only.
除非另有說明，此報告結果僅對測試之樣品負責，同時此樣品僅保留90天。本報告未經本公司書面許可，不可部份複製。
This document is issued by the Company subject to its General Conditions of Service printed overleaf, available on request or accessible at www.sgs.com/terms_and_conditions.htm and for electronic format documents, subject to Terms and Conditions for Electronic Documents at www.sgs.com/terms_e-document.htm. Attention is drawn to the limitation of liability, indemnification and jurisdiction issues defined therein. Any holder of this document is advised that information contained hereon reflects the Company's findings at the time of its intervention only and within the limits of Client's instructions, if any. The Company's sole responsibility is to its Client and this document does not exonerate parties to a transaction from exercising all their rights and obligations under the transaction documents. This document cannot be reproduced except in full, without prior written approval of the Company. Any unauthorized alteration, forgery or falsification of the content or appearance of this document is unlawful and offenders may be prosecuted to the fullest extent of the law.

Date: 2019/5/28

LTE Band 4 (20MHz)_Body_Right side_CH 20050_QPSK_1-0

Communication System: LTE; Frequency: 1720 MHz; Duty Cycle: 1:1
Medium parameters used: f = 1720 MHz; σ = 1.445 S/m; ε_r = 51.355; ρ = 1000 kg/m^3
Phantom section: Flat Section
Ambient temperature: 22.8°C; Liquid temperature: 21.9℃

DASY5 Configuration:

- Probe: EX3DV4 - SN3938;ConvF(7.83, 7.83, 7.83);Calibrated: 2018/10/24
- Sensor-Surface: 2mm (Mechanical Surface Detection)
- Electronics: DAE4 Sn1260; Calibrated: 2018/11/30
- Phantom: ELI
- DASY52 52.10.2(1495); SEMCAD X 14.6.12(7463)

Area Scan (81x131x1): Interpolated grid: dx=15 mm, dy=15 mm
Maximum value of SAR (interpolated) = 5.02 W/kg

Zoom Scan (5x5x7)/Cube 0: Measurement grid: dx=8mm, dy=8mm, dz=5mm
Reference Value = 2.515 V/m; Power Drift = 0.08 dB
Peak SAR (extrapolated) = 6.53 W/kg
SAR(1 g) = 3.03 W/kg; SAR(10 g) = 1.34 W/kg
Maximum value of SAR (measured) = 4.93 W/kg



0 dB = 4.93 W/kg = 6.93 dBW/kg

Unless otherwise stated the results shown in this test report refer only to the sample(s) tested and such sample(s) are retained for 90 days only.
除非另有說明，此報告結果僅對測試之樣品負責，同時此樣品僅保留90天。本報告未經本公司書面許可，不可部份複製。
This document is issued by the Company subject to its General Conditions of Service printed overleaf, available on request or accessible at www.sgs.com/terms_and_conditions.htm and for electronic format documents, subject to Terms and Conditions for Electronic Documents at www.sgs.com/terms_e-document.htm. Attention is drawn to the limitation of liability, indemnification and jurisdiction issues defined therein. Any holder of this document is advised that information contained hereon reflects the Company's findings at the time of its intervention only and within the limits of Client's instructions, if any. The Company's sole responsibility is to its Client and this document does not exonerate parties to a transaction from exercising all their rights and obligations under the transaction documents. This document cannot be reproduced except in full, without prior written approval of the Company. Any unauthorized alteration, forgery or falsification of the content or appearance of this document is unlawful and offenders may be prosecuted to the fullest extent of the law.

Date: 2019/5/29

LTE Band 5 (10MHz)_Body_Right side_CH 20450_QPSK_1-0

Communication System: LTE; Frequency: 829 MHz; Duty Cycle: 1:1
Medium parameters used: f = 829 MHz; σ = 0.988 S/m; ε_r = 57.276; ρ = 1000 kg/m^3
Phantom section: Flat Section
Ambient temperature: 22.9°C; Liquid temperature: 22.1℃

DASY5 Configuration:

- Probe: EX3DV4 - SN3938;ConvF(9.56, 9.56, 9.56);Calibrated: 2018/10/24
- Sensor-Surface: 2mm (Mechanical Surface Detection)
- Electronics: DAE4 Sn1260; Calibrated: 2018/11/30
- Phantom: ELI
- DASY52 52.10.2(1495); SEMCAD X 14.6.12(7463)

Area Scan (81x131x1): Interpolated grid: dx=15 mm, dy=15 mm
Maximum value of SAR (interpolated) = 0.715 W/kg

Zoom Scan (5x5x7)/Cube 0: Measurement grid: dx=8mm, dy=8mm, dz=5mm
Reference Value = 2.717 V/m; Power Drift = -0.12 dB
Peak SAR (extrapolated) = 0.937 W/kg
SAR(1 g) = 0.448 W/kg; SAR(10 g) = 0.234 W/kg
Maximum value of SAR (measured) = 0.690 W/kg

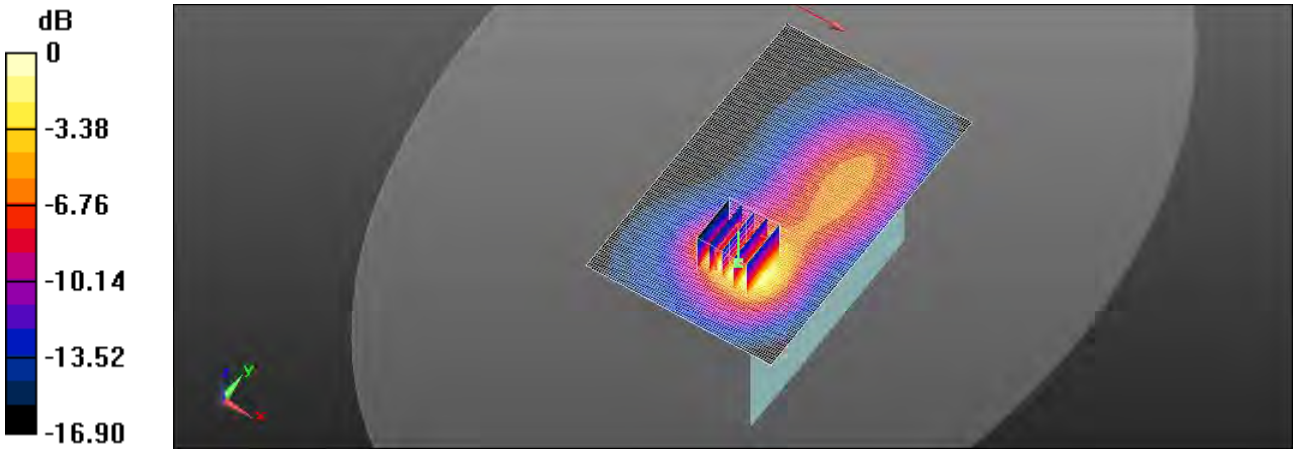

0 dB = 0.690 W/kg = -1.61 dBW/kg

Unless otherwise stated the results shown in this test report refer only to the sample(s) tested and such sample(s) are retained for 90 days only.
除非另有說明，此報告結果僅對測試之樣品負責，同時此樣品僅保留90天。本報告未經本公司書面許可，不可部份複製。
This document is issued by the Company subject to its General Conditions of Service printed overleaf, available on request or accessible at www.sgs.com/terms_and_conditions.htm and for electronic format documents, subject to Terms and Conditions for Electronic Documents at www.sgs.com/terms_e-document.htm. Attention is drawn to the limitation of liability, indemnification and jurisdiction issues defined therein. Any holder of this document is advised that information contained hereon reflects the Company's findings at the time of its intervention only and within the limits of Client's instructions, if any. The Company's sole responsibility is to its Client and this document does not exonerate parties to a transaction from exercising all their rights and obligations under the transaction documents. This document cannot be reproduced except in full, without prior written approval of the Company. Any unauthorized alteration, forgery or falsification of the content or appearance of this document is unlawful and offenders may be prosecuted to the fullest extent of the law.

Date: 2019/5/30

LTE Band 12 (10MHz)_Body_Right side_CH 23130_QPSK_1-0
Communication System: LTE; Frequency: 711 MHz; Duty Cycle: 1:1
Medium parameters used: f = 711 MHz; σ = 0.937 S/m; ε_r = 57.486; ρ = 1000 kg/m^3
Phantom section: Flat Section
Ambient temperature: 22.6°C; Liquid temperature: 21.7℃

DASY5 Configuration:

- Probe: EX3DV4 - SN3938;ConvF(9.72, 9.72, 9.72);Calibrated: 2018/10/24
- Sensor-Surface: 2mm (Mechanical Surface Detection)
- Electronics: DAE4 Sn1260; Calibrated: 2018/11/30
- Phantom: ELI
- DASY52 52.10.2(1495); SEMCAD X 14.6.12(7463)

Area Scan (81x131x1): Interpolated grid: dx=15 mm, dy=15 mm
Maximum value of SAR (interpolated) = 0.554 W/kg

Zoom Scan (5x5x7)/Cube 0: Measurement grid: dx=8mm, dy=8mm, dz=5mm
Reference Value = 13.35 V/m; Power Drift = -0.05 dB
Peak SAR (extrapolated) = 0.674 W/kg
SAR(1 g) = 0.356 W/kg; SAR(10 g) = 0.212 W/kg
Maximum value of SAR (measured) = 0.500 W/kg

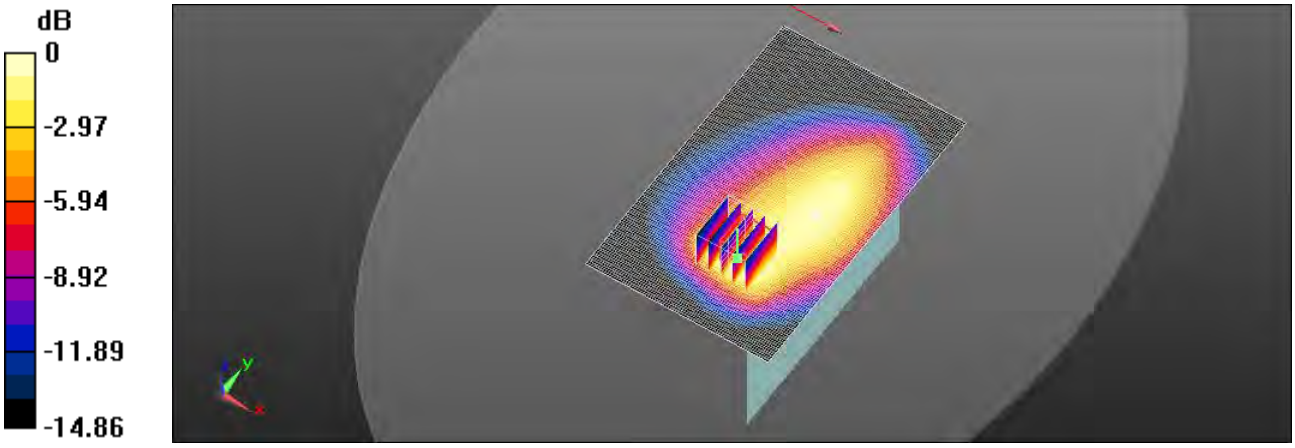

0 dB = 0.500 W/kg = -3.01 dBW/kg

Unless otherwise stated the results shown in this test report refer only to the sample(s) tested and such sample(s) are retained for 90 days only.
除非另有說明，此報告結果僅對測試之樣品負責，同時此樣品僅保留90天。本報告未經本公司書面許可，不可部份複製。
This document is issued by the Company subject to its General Conditions of Service printed overleaf, available on request or accessible at www.sgs.com/terms_and_conditions.htm and for electronic format documents, subject to Terms and Conditions for Electronic Documents at www.sgs.com/terms_e-document.htm. Attention is drawn to the limitation of liability, indemnification and jurisdiction issues defined therein. Any holder of this document is advised that information contained hereon reflects the Company's findings at the time of its intervention only and within the limits of Client's instructions, if any. The Company's sole responsibility is to its Client and this document does not exonerate parties to a transaction from exercising all their rights and obligations under the transaction documents. This document cannot be reproduced except in full, without prior written approval of the Company. Any unauthorized alteration, forgery or falsification of the content or appearance of this document is unlawful and offenders may be prosecuted to the fullest extent of the law.

5.SAR System Performance Verification

Date: 2019/5/30

Dipole 750 MHz_SN:1015

Communication System: CW; Frequency: 750 MHz; Duty Cycle: 1:1
Medium parameters used: f = 750 MHz; σ = 0.971 S/m; ε_r = 57.156; ρ = 1000 kg/m^3
Phantom section: Flat Section
Ambient temperature: 22.6°C; Liquid temperature: 21.7°C

DASY5 Configuration:

- Probe: EX3DV4 - SN3938;ConvF(9.72, 9.72, 9.72);Calibrated: 2018/10/24
- Sensor-Surface: 2mm (Mechanical Surface Detection)
- Electronics: DAE4 Sn1260; Calibrated: 2018/11/30
- Phantom: ELI
- DASY52 52.10.2(1495); SEMCAD X 14.6.12(7463)

Pin=250mW/Area Scan (41x141x1): Interpolated grid: dx=15 mm, dy=15 mm
Maximum value of SAR (interpolated) = 2.60 W/kg

Pin=250mW/Zoom Scan (7x7x7)/Cube 0: Measurement grid: dx=5mm, dy=5mm, dz=5mm
Reference Value = 52.58 V/m; Power Drift = -0.01 dB
Peak SAR (extrapolated) = 3.09 W/kg
SAR(1 g) = 2.08 W/kg; SAR(10 g) = 1.39 W/kg
Maximum value of SAR (measured) = 2.62 W/kg

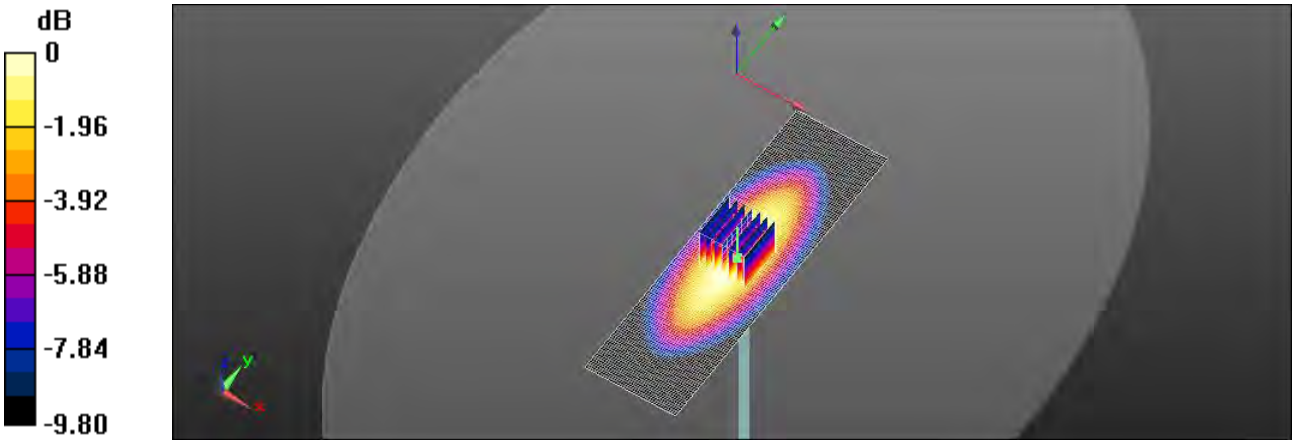

0 dB = 2.62 W/kg = 4.18 dBW/kg

Unless otherwise stated the results shown in this test report refer only to the sample(s) tested and such sample(s) are retained for 90 days only.
除非另有說明，此報告結果僅對測試之樣品負責，同時此樣品僅保留90天。本報告未經本公司書面許可，不可部份複製。
This document is issued by the Company subject to its General Conditions of Service printed overleaf, available on request or accessible at www.sgs.com/terms_and_conditions.htm and for electronic format documents, subject to Terms and Conditions for Electronic Documents at www.sgs.com/terms_e-document.htm. Attention is drawn to the limitation of liability, indemnification and jurisdiction issues defined therein. Any holder of this document is advised that information contained hereon reflects the Company's findings at the time of its intervention only and within the limits of Client's instructions, if any. The Company's sole responsibility is to its Client and this document does not exonerate parties to a transaction from exercising all their rights and obligations under the transaction documents. This document cannot be reproduced except in full, without prior written approval of the Company. Any unauthorized alteration, forgery or falsification of the content or appearance of this document is unlawful and offenders may be prosecuted to the fullest extent of the law.

Date: 2019/5/29

Dipole 835 MHz_SN:4d063

Communication System: CW; Frequency: 835 MHz; Duty Cycle: 1:1
Medium parameters used: f = 835 MHz; σ = 0.995 S/m; ε_r = 57.271; ρ = 1000 kg/m^3
Phantom section: Flat Section
Ambient temperature: 22.9°C; Liquid temperature: 22.1℃

DASY5 Configuration:

- Probe: EX3DV4 - SN3938;ConvF(9.56, 9.56, 9.56);Calibrated: 2018/10/24
- Sensor-Surface: 2mm (Mechanical Surface Detection)
- Electronics: DAE4 Sn1260; Calibrated: 2018/11/30
- Phantom: ELI
- DASY52 52.10.2(1495); SEMCAD X 14.6.12(7463)

Pin=250mW/Area Scan (41x121x1): Interpolated grid: dx=15 mm, dy=15 mm
Maximum value of SAR (interpolated) = 2.98 W/kg

Pin=250mW/Zoom Scan (7x7x7)/Cube 0: Measurement grid: dx=5mm, dy=5mm, dz=5mm
Reference Value = 55.83 V/m; Power Drift = 0.00 dB
Peak SAR (extrapolated) = 3.52 W/kg
SAR(1 g) = 2.37 W/kg; SAR(10 g) = 1.54 W/kg
Maximum value of SAR (measured) = 3.00 W/kg

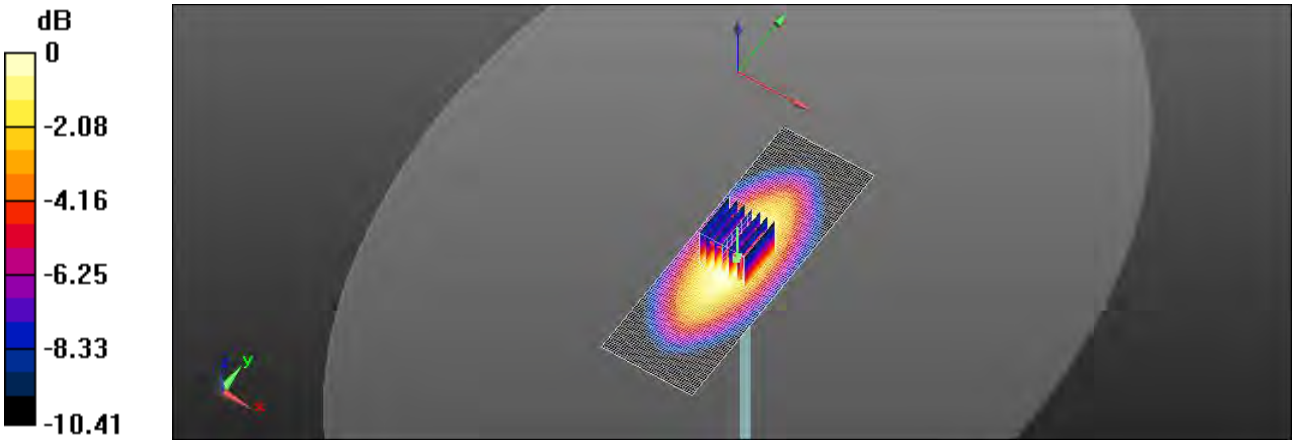

0 dB = 3.00 W/kg = 4.77 dBW/kg

Unless otherwise stated the results shown in this test report refer only to the sample(s) tested and such sample(s) are retained for 90 days only.
除非另有說明，此報告結果僅對測試之樣品負責，同時此樣品僅保留90天。本報告未經本公司書面許可，不可部份複製。
This document is issued by the Company subject to its General Conditions of Service printed overleaf, available on request or accessible at www.sgs.com/terms_and_conditions.htm and for electronic format documents, subject to Terms and Conditions for Electronic Documents at www.sgs.com/terms_e-document.htm. Attention is drawn to the limitation of liability, indemnification and jurisdiction issues defined therein. Any holder of this document is advised that information contained hereon reflects the Company's findings at the time of its intervention only and within the limits of Client's instructions, if any. The Company's sole responsibility is to its Client and this document does not exonerate parties to a transaction from exercising all their rights and obligations under the transaction documents. This document cannot be reproduced except in full, without prior written approval of the Company. Any unauthorized alteration, forgery or falsification of the content or appearance of this document is unlawful and offenders may be prosecuted to the fullest extent of the law.

Date: 2019/5/28

Dipole 1750 MHz_SN:1008

Communication System: CW; Frequency: 1750 MHz; Duty Cycle: 1:1
Medium parameters used: f = 1750 MHz; σ = 1.475 S/m; ε_r = 51.27; ρ = 1000 kg/m^3
Phantom section: Flat Section
Ambient temperature: 22.8°C; Liquid temperature: 21.9°C

DASY5 Configuration:

- Probe: EX3DV4 - SN3938;ConvF(7.83, 7.83, 7.83);Calibrated: 2018/10/24
- Sensor-Surface: 2mm (Mechanical Surface Detection)
- Electronics: DAE4 Sn1260; Calibrated: 2018/11/30
- Phantom: ELI
- DASY52 52.10.2(1495); SEMCAD X 14.6.12(7463)

Pin=250mW/Area Scan (61x61x1): Interpolated grid: dx=15 mm, dy=15 mm
Maximum value of SAR (interpolated) = 13.6 W/kg

Pin=250mW/Zoom Scan (7x7x7)/Cube 0: Measurement grid: dx=5mm, dy=5mm, dz=5mm
Reference Value = 96.62 V/m; Power Drift = 0.03 dB
Peak SAR (extrapolated) = 17.6 W/kg
SAR(1 g) = 9.45 W/kg; SAR(10 g) = 4.9 W/kg
Maximum value of SAR (measured) = 13.7 W/kg

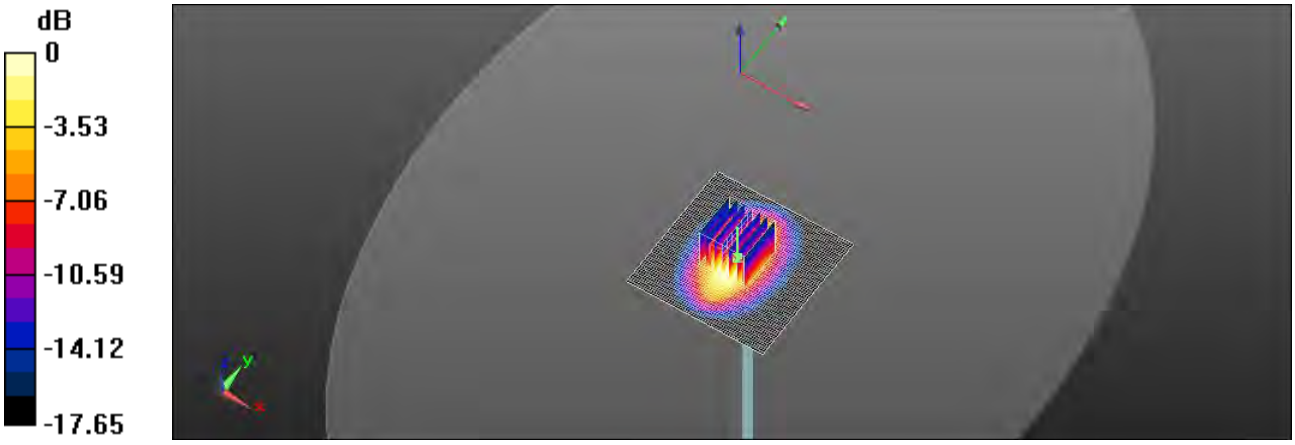

0 dB = 13.7 W/kg = 11.37 dBW/kg

Unless otherwise stated the results shown in this test report refer only to the sample(s) tested and such sample(s) are retained for 90 days only.
除非另有說明，此報告結果僅對測試之樣品負責，同時此樣品僅保留90天。本報告未經本公司書面許可，不可部份複製。
This document is issued by the Company subject to its General Conditions of Service printed overleaf, available on request or accessible at www.sgs.com/terms_and_conditions.htm and for electronic format documents, subject to Terms and Conditions for Electronic Documents at www.sgs.com/terms_e-document.htm. Attention is drawn to the limitation of liability, indemnification and jurisdiction issues defined therein. Any holder of this document is advised that information contained hereon reflects the Company's findings at the time of its intervention only and within the limits of Client's instructions, if any. The Company's sole responsibility is to its Client and this document does not exonerate parties to a transaction from exercising all their rights and obligations under the transaction documents. This document cannot be reproduced except in full, without prior written approval of the Company. Any unauthorized alteration, forgery or falsification of the content or appearance of this document is unlawful and offenders may be prosecuted to the fullest extent of the law.

Date: 2019/5/27

Dipole 1900 MHz_SN:5d018

Communication System: CW; Frequency: 1900 MHz; Duty Cycle: 1:1
Medium parameters used: f = 1900 MHz; σ = 1.564 S/m; ε_r = 50.779; ρ = 1000 kg/m^3
Phantom section: Flat Section
Ambient temperature: 23.1°C; Liquid temperature: 21.7°C

DASY5 Configuration:

- Probe: EX3DV4 - SN3938;ConvF(7.52, 7.52, 7.52);Calibrated: 2018/10/24
- Sensor-Surface: 2mm (Mechanical Surface Detection)
- Electronics: DAE4 Sn1260; Calibrated: 2018/11/30
- Phantom: ELI
- DASY52 52.10.2(1495); SEMCAD X 14.6.12(7463)

Pin=250mW/Area Scan (61x61x1): Interpolated grid: dx=15 mm, dy=15 mm
Maximum value of SAR (interpolated) = 15.0 W/kg

Pin=250mW/Zoom Scan (7x7x7)/Cube 0: Measurement grid: dx=5mm, dy=5mm, dz=5mm
Reference Value = 96.65 V/m; Power Drift = -0.00 dB
Peak SAR (extrapolated) = 19.3 W/kg
SAR(1 g) = 10.4 W/kg; SAR(10 g) = 5.36 W/kg
Maximum value of SAR (measured) = 15.1 W/kg



0 dB = 15.1 W/kg = 11.79 dBW/kg

Unless otherwise stated the results shown in this test report refer only to the sample(s) tested and such sample(s) are retained for 90 days only.
除非另有說明，此報告結果僅對測試之樣品負責，同時此樣品僅保留90天。本報告未經本公司書面許可，不可部份複製。
This document is issued by the Company subject to its General Conditions of Service printed overleaf, available on request or accessible at www.sgs.com/terms_and_conditions.htm and for electronic format documents, subject to Terms and Conditions for Electronic Documents at www.sgs.com/terms_e-document.htm. Attention is drawn to the limitation of liability, indemnification and jurisdiction issues defined therein. Any holder of this document is advised that information contained hereon reflects the Company's findings at the time of its intervention only and within the limits of Client's instructions, if any. The Company's sole responsibility is to its Client and this document does not exonerate parties to a transaction from exercising all their rights and obligations under the transaction documents. This document cannot be reproduced except in full, without prior written approval of the Company. Any unauthorized alteration, forgery or falsification of the content or appearance of this document is unlawful and offenders may be prosecuted to the fullest extent of the law.

6. Uncertainty Budget

Measurement Uncertainty evaluation template for DUT SAR test (0.3-3G)

A	c	D	e		f	g	h=c * f / e	i=c * g / e	k
Source of Uncertainty	Tolerance/ Uncertainty	Probability Distributio	Div	Div Value	ci (1g)	ci (10g)	Standard uncertainty	Standard uncertainty	vi, or Veff
Measurement system									
Probe calibration	6.00%	N	1	1	1	1	6.00%	6.00%	∞
Isotropy , Axial	3.50%	R	√3	1.732	1	1	2.02%	2.02%	∞
Isotropy, Hemispherical	9.60%	R	√3	1.732	1	1	5.54%	5.54%	∞
Modulation Response	2.40%	R	√3	1.732	1	1	1.40%	1.40%	∞
Boundary Effect	1.00%	R	√3	1.732	1	1	0.58%	0.58%	∞
Linearity	4.70%	R	√3	1.732	1	1	2.71%	2.71%	∞
Detection Limits	1.00%	R	√3	1.732	1	1	0.58%	0.58%	∞
Readout Electronics	0.30%	N	1	1	1	1	0.30%	0.30%	∞
Response time	0.80%	R	√3	1.732	1	1	0.46%	0.46%	∞
Integration Time	2.60%	R	√3	1.732	1	1	1.50%	1.50%	∞
Measurement drift (class A evaluation)	1.75%	R	√3	1.732	1	1	1.01%	1.01%	∞
RF ambient condition - noise	3.00%	R	√3	1.732	1	1	1.73%	1.73%	∞
RF ambient conditions - reflections	3.00%	R	√3	1.732	1	1	1.73%	1.73%	∞
Probe positioner Mechanical restrictions	0.40%	R	√3	1.732	1	1	0.23%	0.23%	∞
Probe Positioning with respect to phantom shell	2.90%	R	√3	1.732	1	1	1.67%	1.67%	∞
Post-processing	1.00%	R	√3	1.732	1	1	0.58%	0.58%	∞
Max SAR Eval	1.00%	R	√3	1.732	1	1	0.58%	0.58%	∞
Test Sample related									
Test sample positioning	2.90%	N	1	1	1	1	2.90%	2.90%	M-1
Device Holder Uncertainty	3.60%	N	1	1	1	1	3.60%	3.60%	M-1
Drift of output power	5.00%	R	√3	1.732	1	1	2.89%	2.89%	∞
Phantom and Setup									
Phantom Uncertainty	4.00%	R	√3	1.732	1	1	2.31%	2.31%	∞
Liquid permittivity (mea.)	4.76%	N	1	1	0.64	0.43	3.05%	2.05%	M
Liquid Conductivity (mea.)	4.54%	N	1	1	0.6	0.49	2.72%	2.22%	M
Combined standard uncertainty		RSS					12.13%	11.80%	
Expant uncertainty (95% confidence interval), K=2							24.25%	23.60%	

Unless otherwise stated the results shown in this test report refer only to the sample(s) tested and such sample(s) are retained for 90 days only.
除非另有說明，此報告結果僅對測試之樣品負責，同時此樣品僅保留90天。本報告未經本公司書面許可，不可部份複製。
This document is issued by the Company subject to its General Conditions of Service printed overleaf, available on request or accessible at www.sgs.com/terms_and_conditions.htm and for electronic format documents, subject to Terms and Conditions for Electronic Documents at www.sgs.com/terms_e-document.htm. Attention is drawn to the limitation of liability, indemnification and jurisdiction issues defined therein. Any holder of this document is advised that information contained hereon reflects the Company's findings at the time of its intervention only and within the limits of Client's instructions, if any. The Company's sole responsibility is to its Client and this document does not exonerate parties to a transaction from exercising all their rights and obligations under the transaction documents. This document cannot be reproduced except in full, without prior written approval of the Company. Any unauthorized alteration, forgery or falsification of the content or appearance of this document is unlawful and offenders may be prosecuted to the fullest extent of the law.

Appendixes

Refer to separated files for the following appendixes.

ES201930001 SAR_Appendix A Photographs

ES201930001 SAR_Appendix B DAE & Probe Cal. Certificate

ES201930001 SAR_Appendix C Phantom Description & Dipole Cal. Certificate

- End of report -

Unless otherwise stated the results shown in this test report refer only to the sample(s) tested and such sample(s) are retained for 90 days only.
除非另有說明，此報告結果僅對測試之樣品負責，同時此樣品僅保留90天。本報告未經本公司書面許可，不可部份複製。
This document is issued by the Company subject to its General Conditions of Service printed overleaf, available on request or accessible at www.sgs.com/terms_and_conditions.htm and for electronic format documents, subject to Terms and Conditions for Electronic Documents at www.sgs.com/terms_e-document.htm. Attention is drawn to the limitation of liability, indemnification and jurisdiction issues defined therein. Any holder of this document is advised that information contained hereon reflects the Company's findings at the time of its intervention only and within the limits of Client's instructions, if any. The Company's sole responsibility is to its Client and this document does not exonerate parties to a transaction from exercising all their rights and obligations under the transaction documents. This document cannot be reproduced except in full, without prior written approval of the Company. Any unauthorized alteration, forgery or falsification of the content or appearance of this document is unlawful and offenders may be prosecuted to the fullest extent of the law.