ax40 5.270 GHz

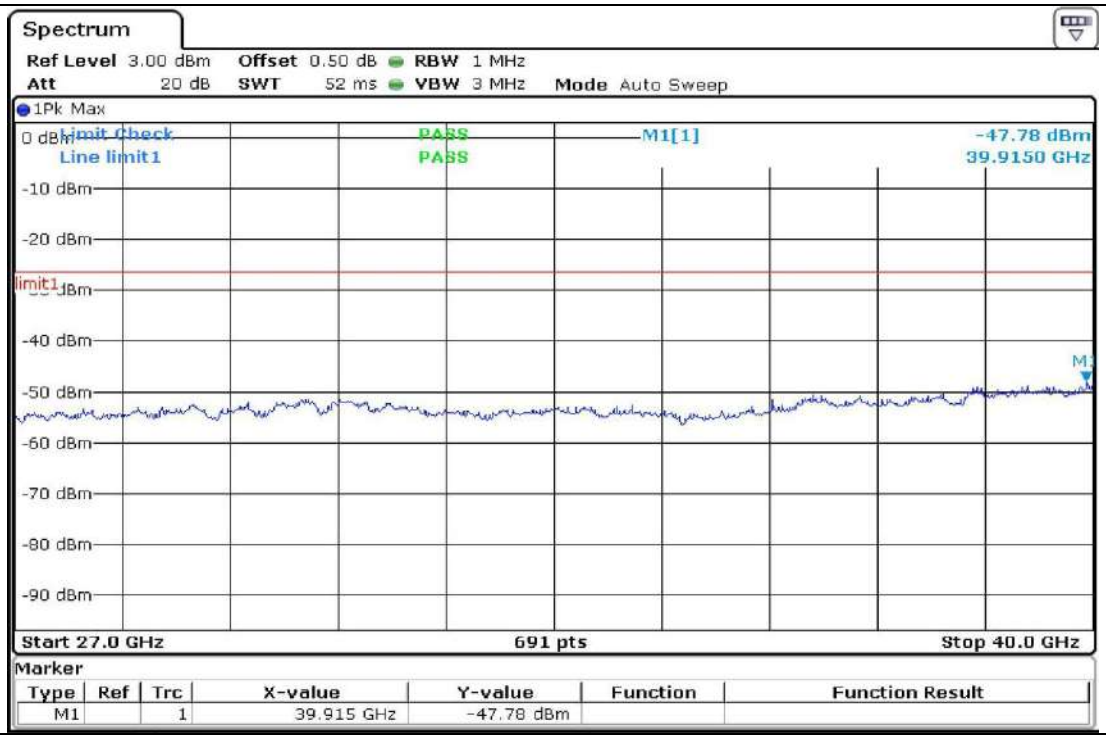

ax40 5.310 GHz

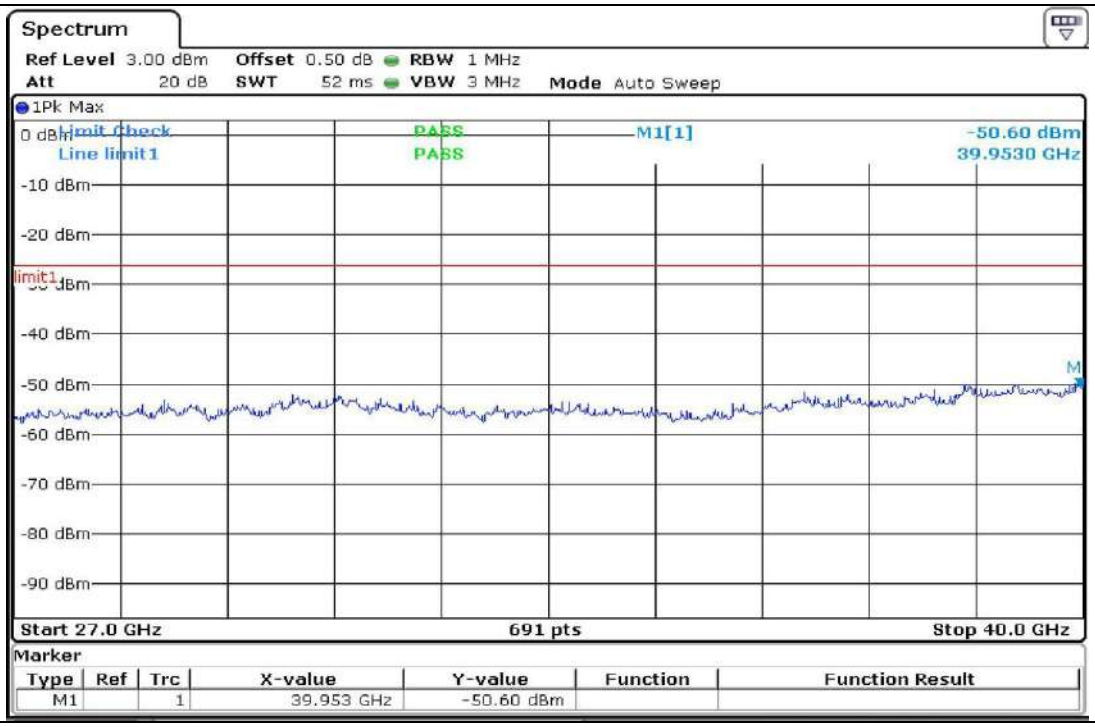

Plot No.174, Udyog Vihar Phase 4, Sector -18, Gurgaon -122016, Haryana, India

Contact: 0124-4235350, 4145343; e-mail: info @aaemtlabs.com; Website: www.aaemtlabs.com

ax80 5.290 GHz

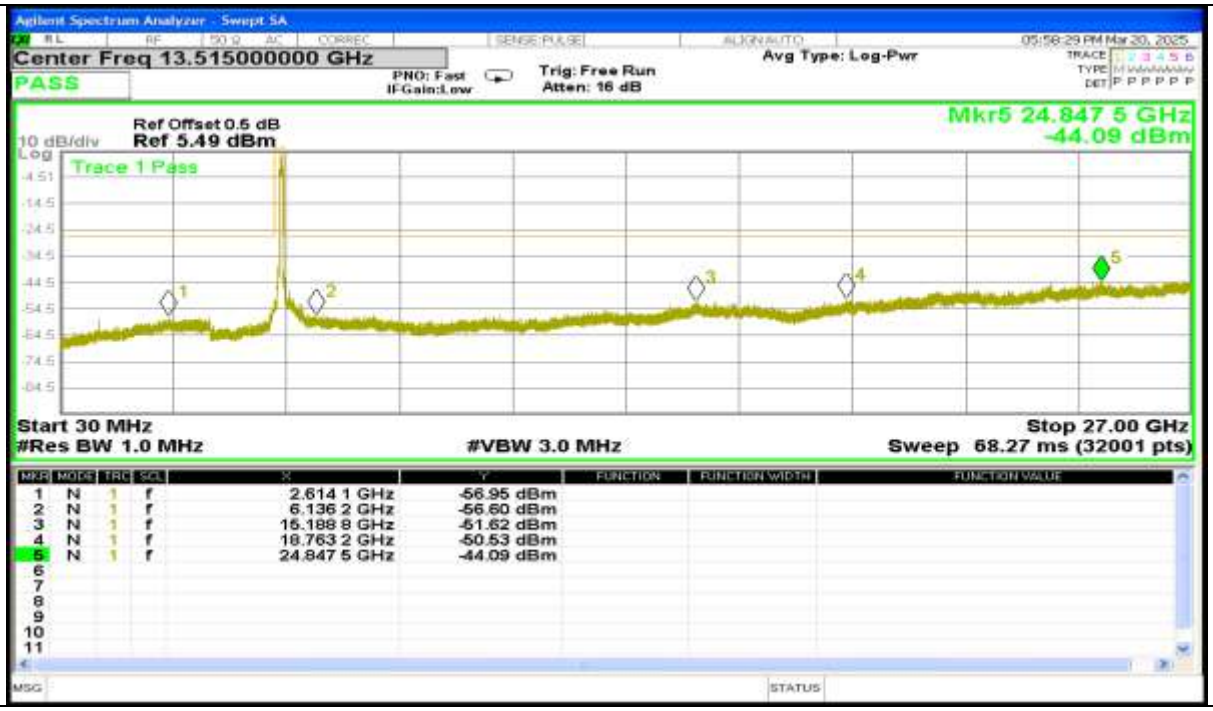

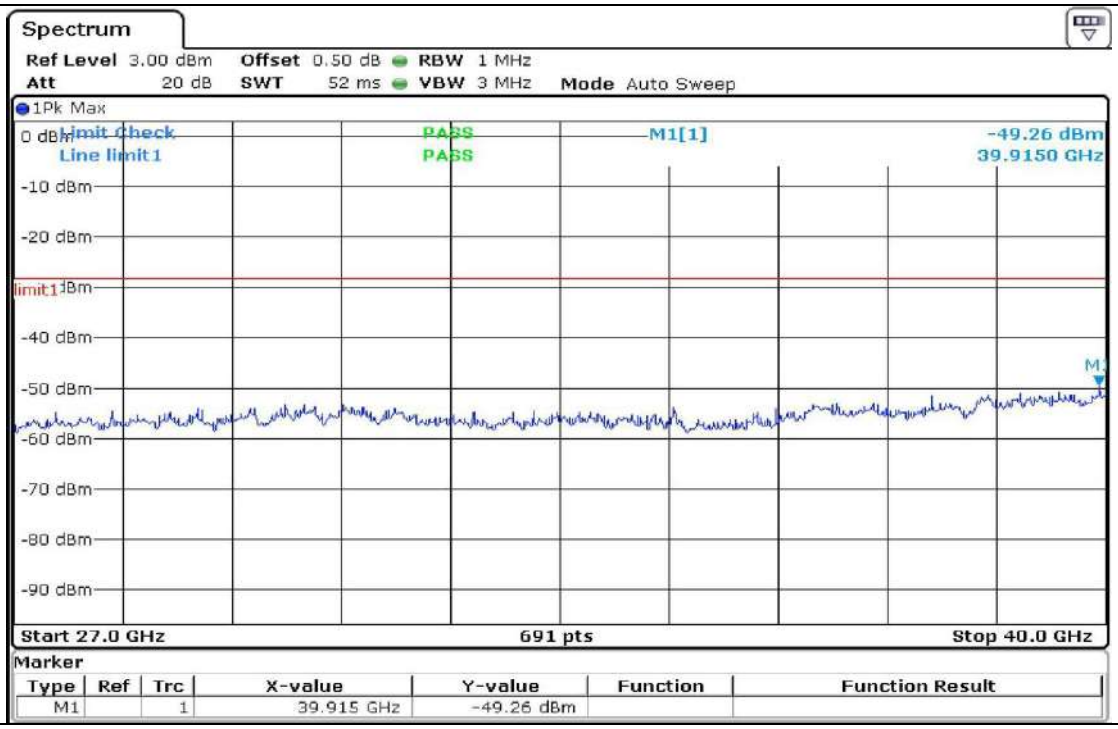

Plot No.174, Udyog Vihar Phase 4, Sector -18, Gurgaon -122016, Haryana, India

Contact: 0124-4235350, 4145343; e-mail: info @aaemtlabs.com; Website: www.aaemtlabs.com

be20 5.260 GHz

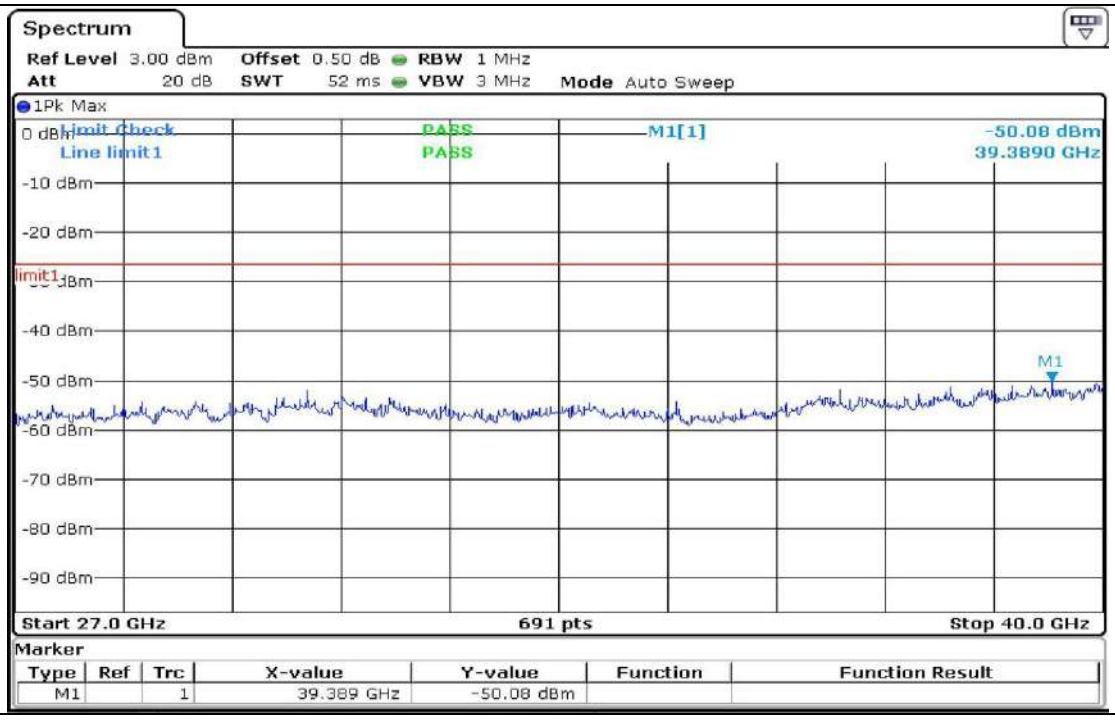

Plot No.174, Udyog Vihar Phase 4, Sector -18, Gurgaon -122016, Haryana, India

Contact: 0124-4235350, 4145343; e-mail: info @aaemtlabs.com; Website: www.aaemtlabs.com

be20 5.320 GHz

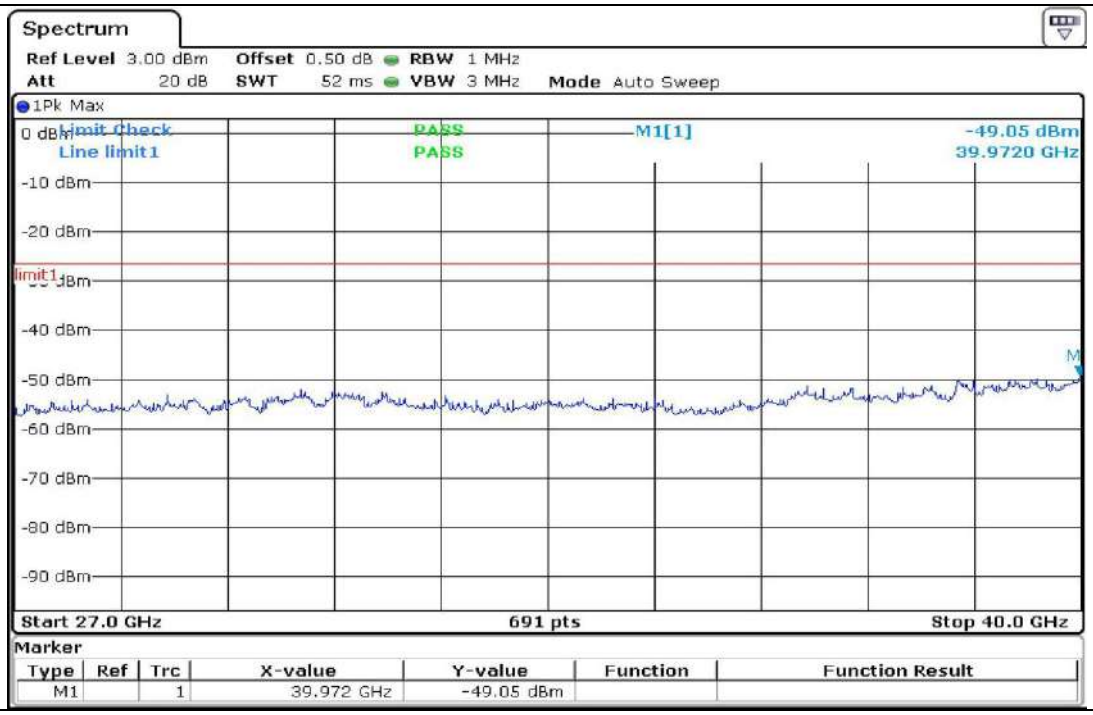

Plot No.174, Udyog Vihar Phase 4, Sector -18, Gurgaon -122016, Haryana, India

Contact: 0124-4235350, 4145343; e-mail: info @aaemtlabs.com; Website: www.aaemtlabs.com

be40 5.270 GHz

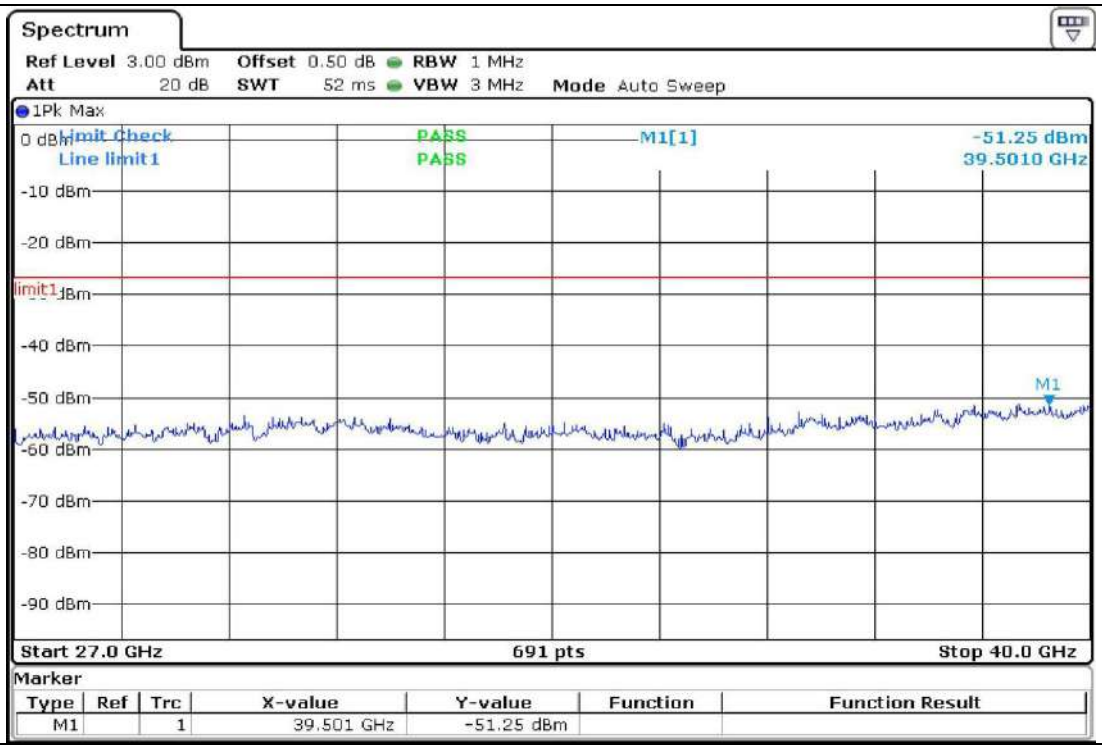

Plot No.174, Udyog Vihar Phase 4, Sector -18, Gurgaon -122016, Haryana, India

Contact: 0124-4235350, 4145343; e-mail: info @aaemtlabs.com; Website: www.aaemtlabs.com

be40 5.310 GHz

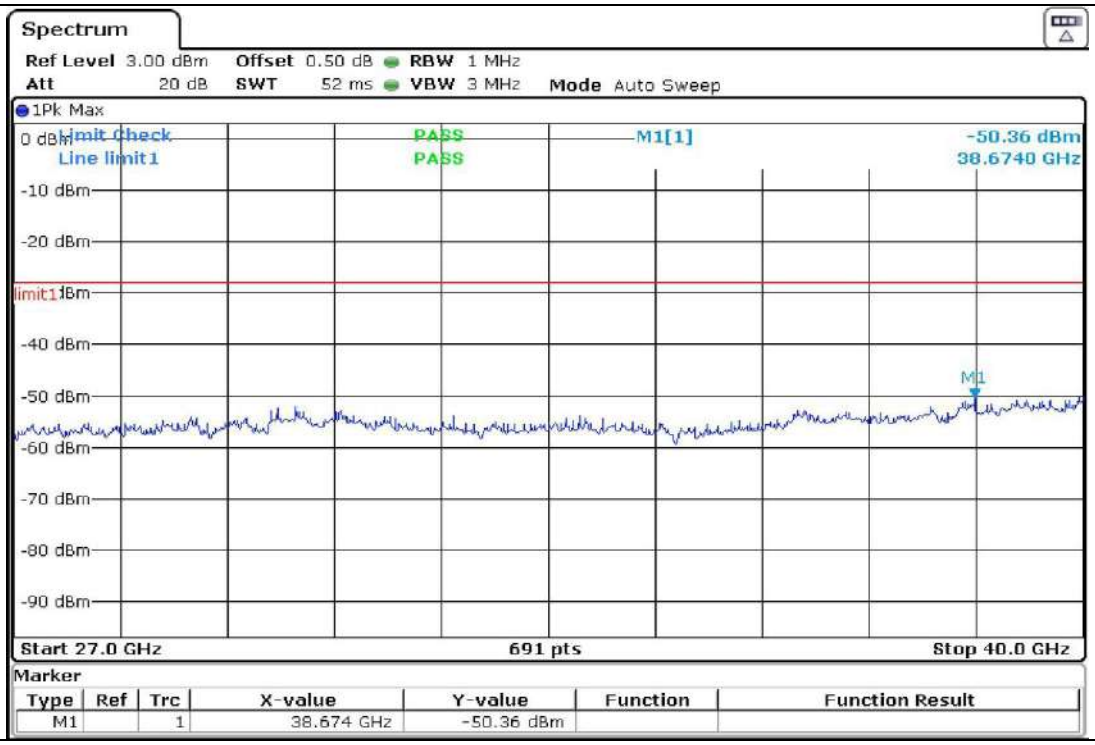

be80 5.290 GHz

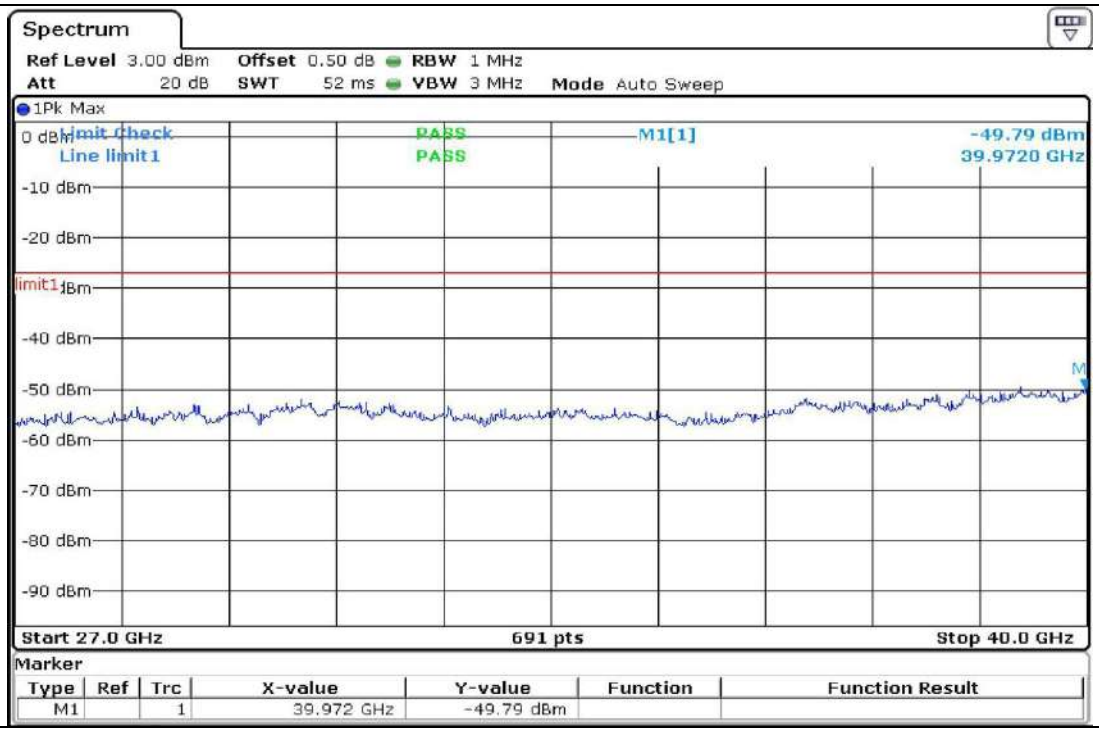

Plot No.174, Udyog Vihar Phase 4, Sector -18, Gurgaon -122016, Haryana, India

Contact: 0124-4235350, 4145343; e-mail: info @aaemtlabs.com; Website: www.aaemtlabs.com

a20 5.500 GHz

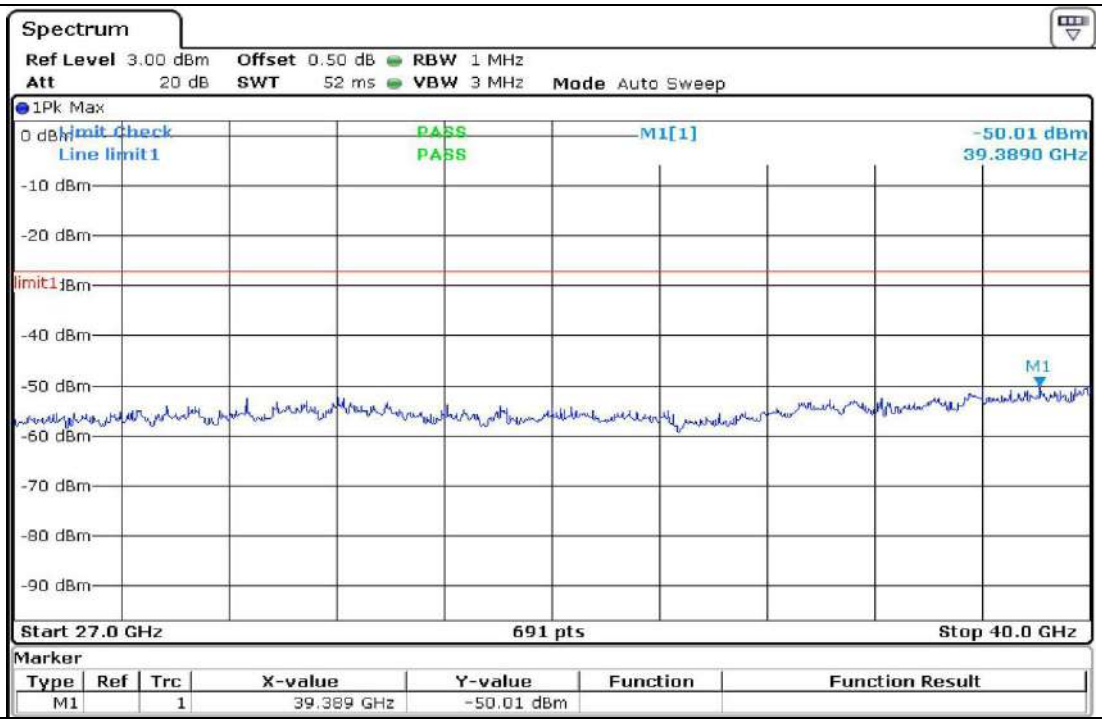

Plot No.174, Udyog Vihar Phase 4, Sector -18, Gurgaon -122016, Haryana, India

Contact: 0124-4235350, 4145343; e-mail: info @aaemtlabs.com; Website: www.aaemtlabs.com

a20 5.700 GHz

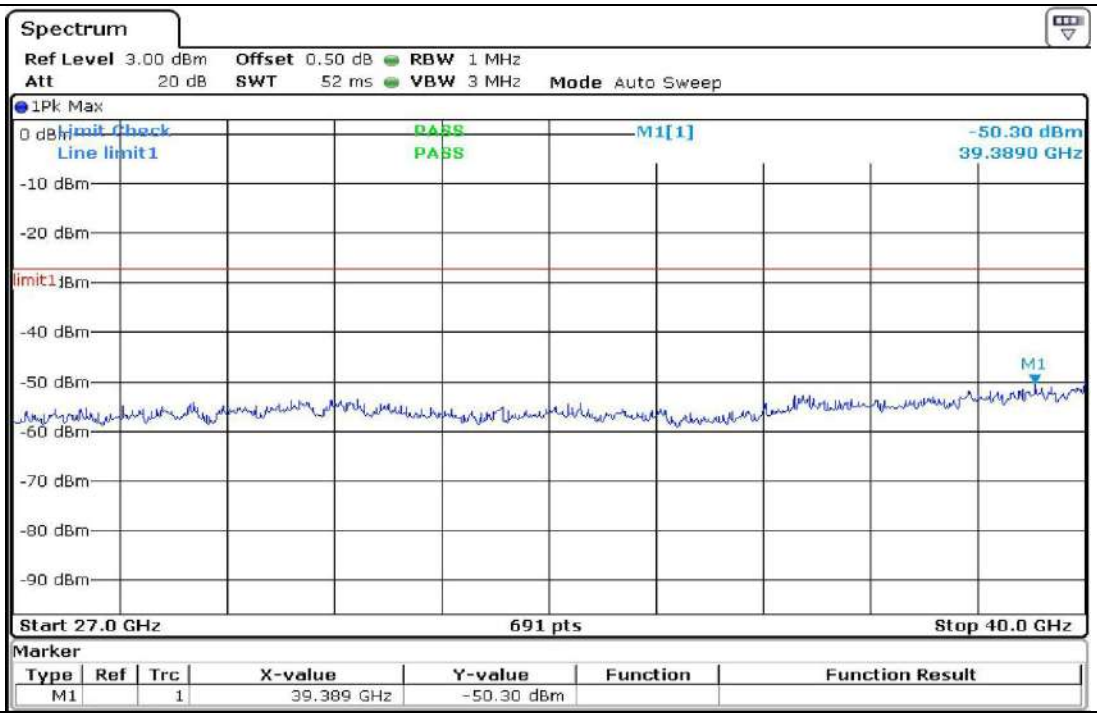

Plot No.174, Udyog Vihar Phase 4, Sector -18, Gurgaon -122016, Haryana, India

Contact: 0124-4235350, 4145343; e-mail: info @aaemtlabs.com; Website: www.aaemtlabs.com

n20 5.500 GHz

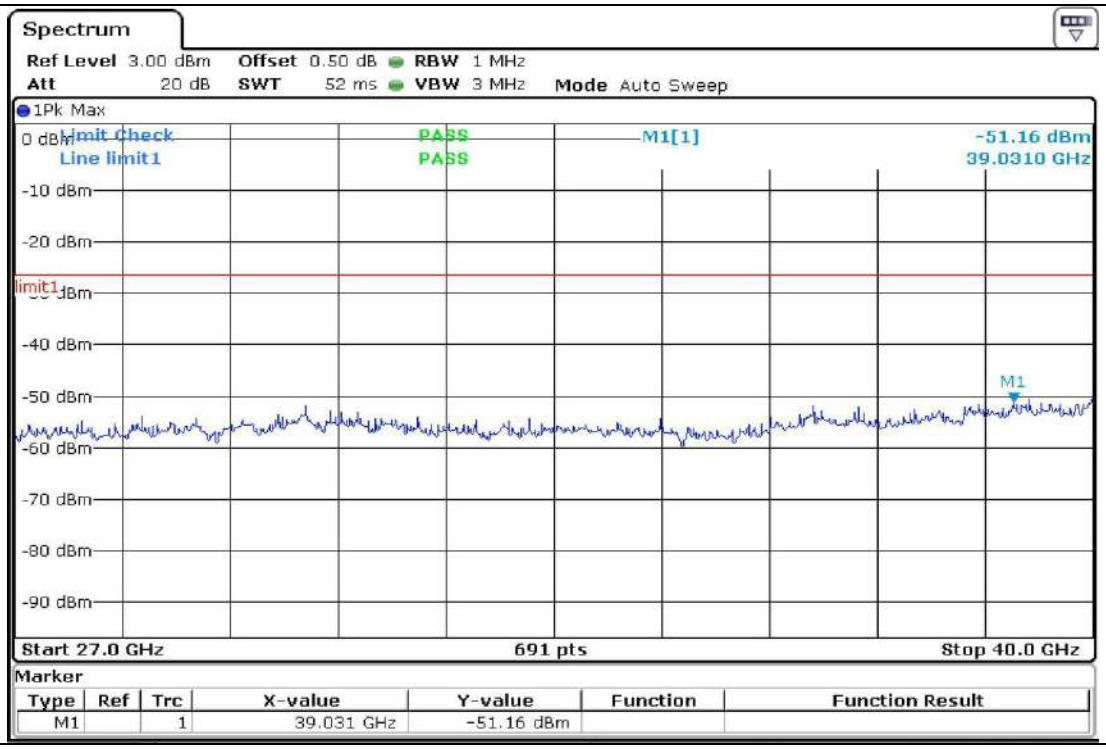

Plot No.174, Udyog Vihar Phase 4, Sector -18, Gurgaon -122016, Haryana, India

Contact: 0124-4235350, 4145343; e-mail: info @aaemtlabs.com; Website: www.aaemtlabs.com

n20 5.700 GHz

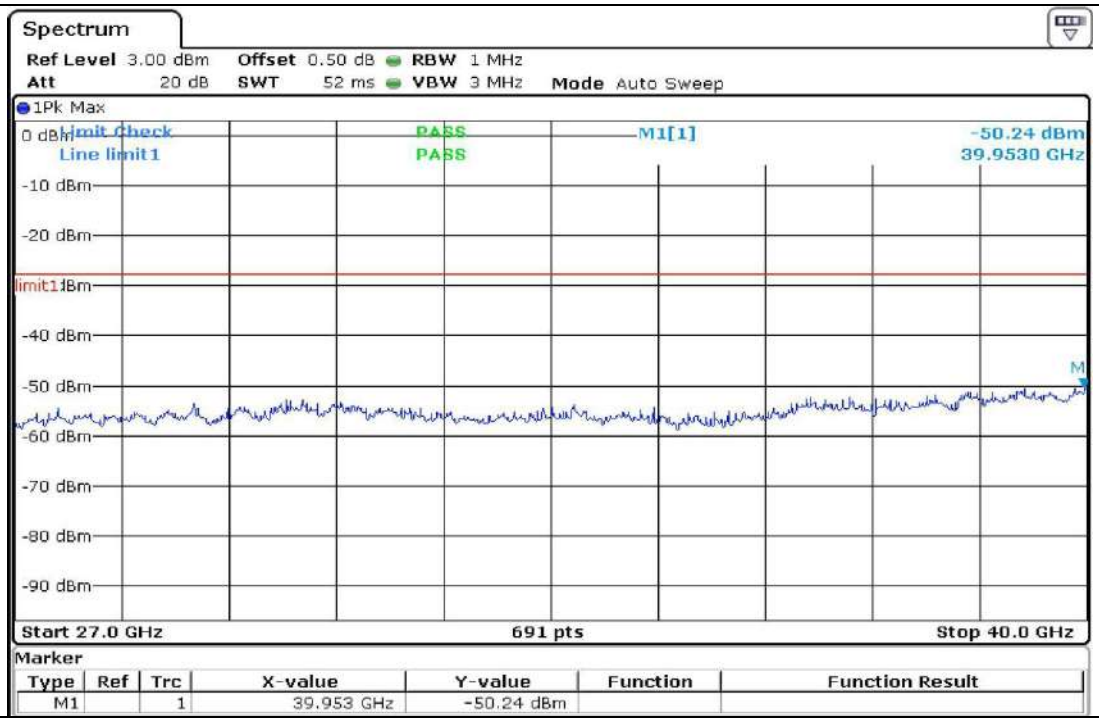

Plot No.174, Udyog Vihar Phase 4, Sector -18, Gurgaon -122016, Haryana, India

Contact: 0124-4235350, 4145343; e-mail: info @aaemtlabs.com; Website: www.aaemtlabs.com

n40 5.510 GHz

Agilent Spectrum Analyzer - Swept SA
Center Freq 13.515000000 GHz
PASS
PNO: Fast
IFGain:Low
Trig: Free Run
Atten: 20 dB
Avg Type: Log-Pwr
Ref Offset 0.5 dB
10 dB/div
Ref 9.75 dBm
Log
Trace 1 Pass
Mkr3 24.899 7 GHz
-45.35 dBm
Start 30 MHz
#Res BW 1.0 MHz
#VBW 3.0 MHz
Stop 27.00 GHz
Sweep 68.27 ms (32001 pts)
1 N 1 f 3.306 0 GHz -52.87 dBm
2 N 1 f 15.224 2 GHz -48.34 dBm
3 N 1 f 24.899 7 GHz -45.35 dBm

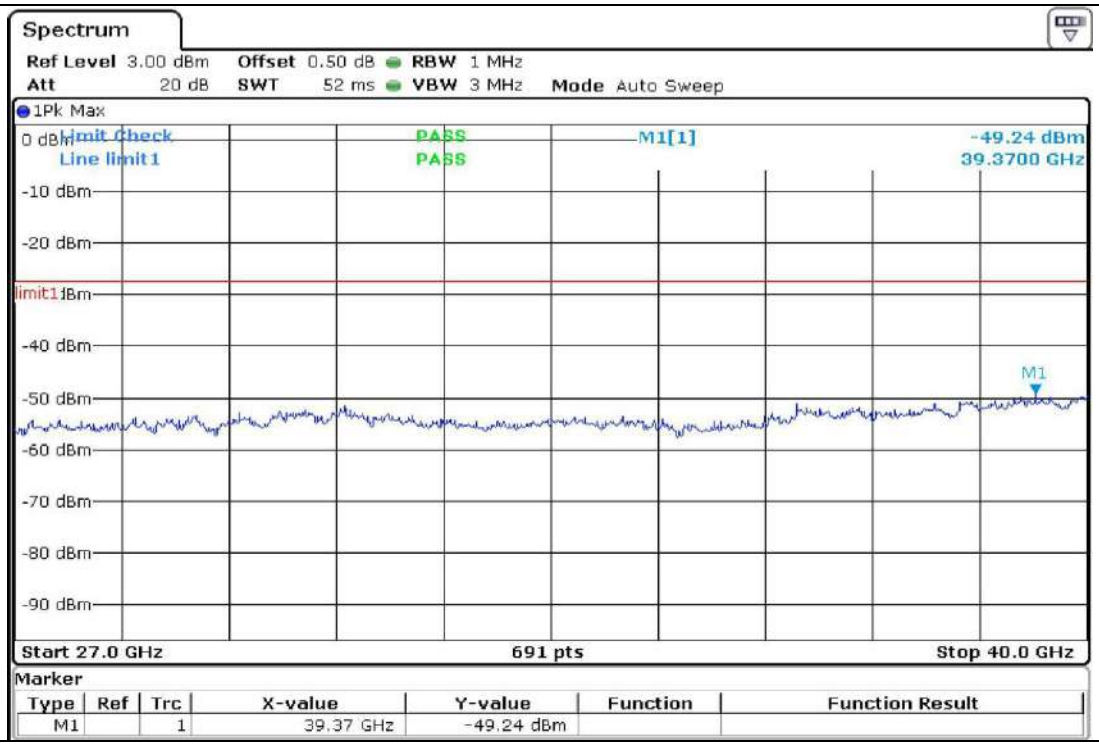
Spectrum
Ref Level 3.00 dBm Offset 0.50 dB RBW 1 MHz
Att 20 dB SWT 52 ms VBW 3 MHz Mode Auto Sweep
1Pk Max
Limit Check PASS
Line limit1 PASS
M1[1] -49.24 dBm
39.3700 GHz
0 dBm
-10 dBm
-20 dBm
limit1 dBm
-40 dBm
-50 dBm
-60 dBm
-70 dBm
-80 dBm
-90 dBm
M1
Start 27.0 GHz
691 pts
Stop 40.0 GHz
Marker
Type Ref Trc X-value Y-value Function Function Result
M1 1 39.37 GHz -49.24 dBm

n40 5.670 GHz

Agilent Spectrum Analyzer - Swept SA
Center Freq 13.515000000 GHz
PASS
PNO: Fast
IFGain:Low
Trig: Free Run
Atten: 18 dB
Avg Type: Log-Pwr
05:02:00 PM Mar 21, 2025
Ref Offset 0.5 dB
10 dB/div
Ref 6.89 dBm
Log
Mkr3 26.176 6 GHz
-45.99 dBm
Trace 1 Pass
Start 30 MHz
#Res BW 1.0 MHz
#VBW 3.0 MHz
Stop 27.00 GHz
Sweep 68.27 ms (32001 pts)
1 N 1 f 2.537 4 GHz -55.98 dBm
2 N 1 f 15.180 4 GHz -50.35 dBm
3 N 1 f 26.176 6 GHz -45.99 dBm
MSG
STATUS

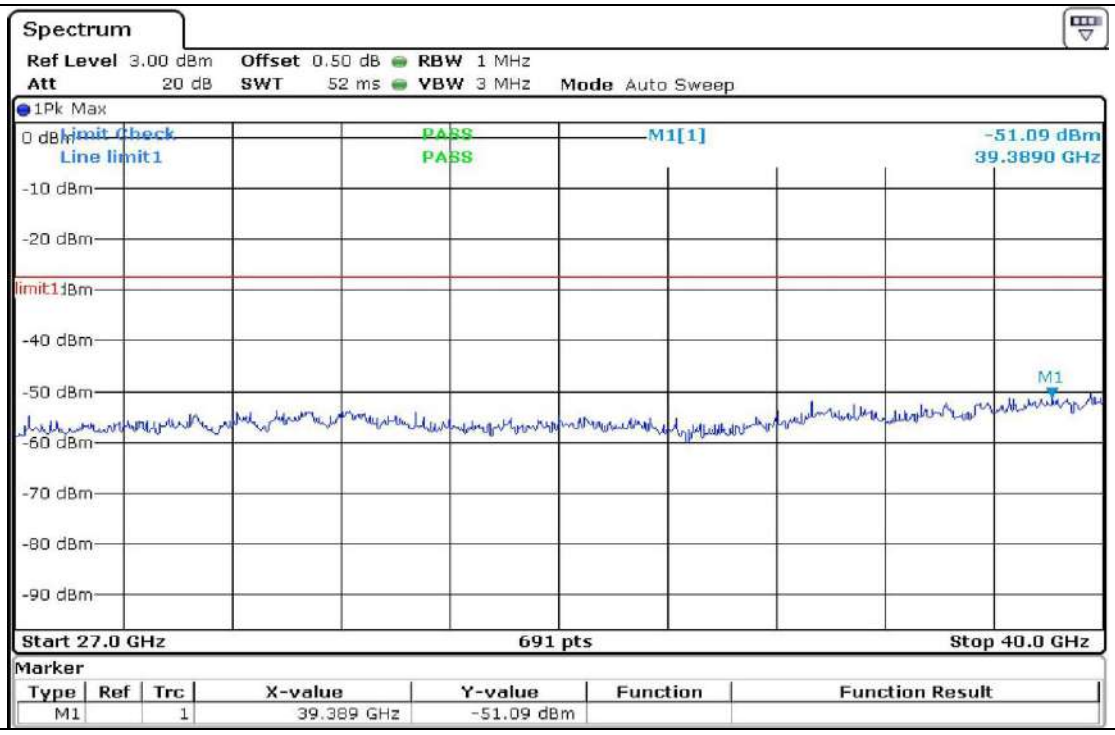
Spectrum
Ref Level 3.00 dBm Offset 0.50 dB RBW 1 MHz
Att 20 dB SWT 52 ms VBW 3 MHz Mode Auto Sweep
1Pk Max
0 dBm
Limit Check PASS
Line limit1 PASS
M1[1] -51.09 dBm
39.3890 GHz
-10 dBm
-20 dBm
limit1 dBm
-40 dBm
-50 dBm
-60 dBm
-70 dBm
-80 dBm
-90 dBm
M1
Start 27.0 GHz
691 pts
Stop 40.0 GHz
Marker
Type Ref Trc X-value Y-value Function Function Result
M1 1 39.389 GHz -51.09 dBm

ac20 5.500 GHz

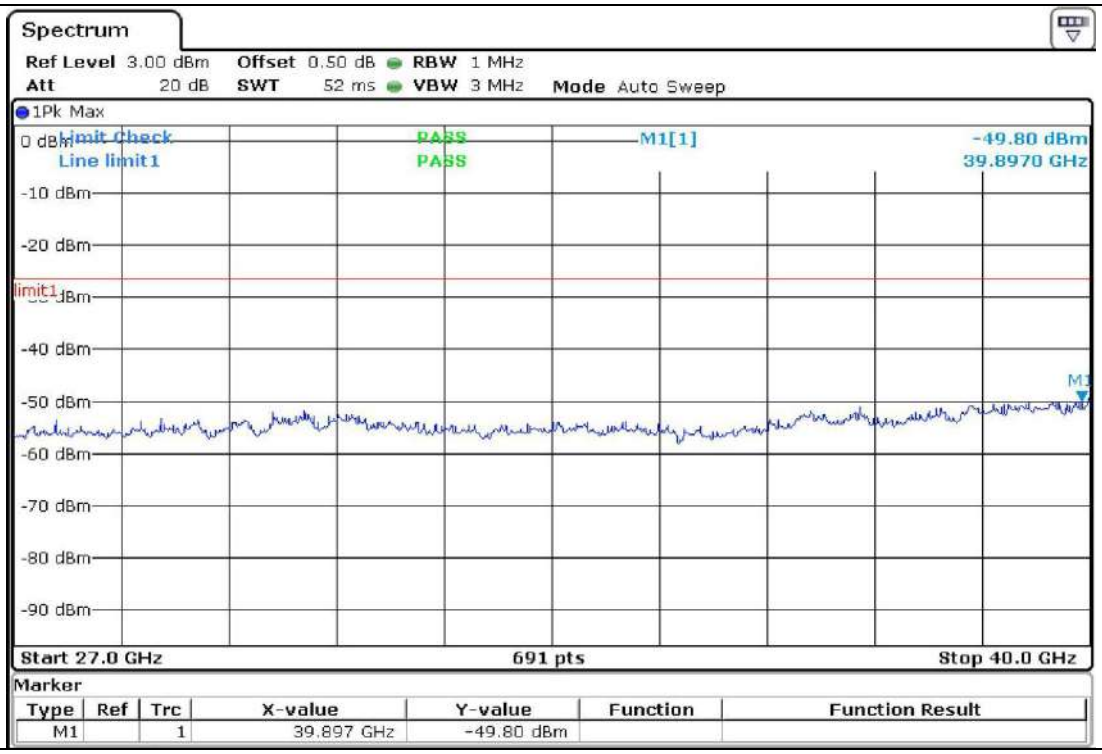

Plot No.174, Udyog Vihar Phase 4, Sector -18, Gurgaon -122016, Haryana, India

Contact: 0124-4235350, 4145343; e-mail: info @aaemtlabs.com; Website: www.aaemtlabs.com

ac20 5.700 GHz

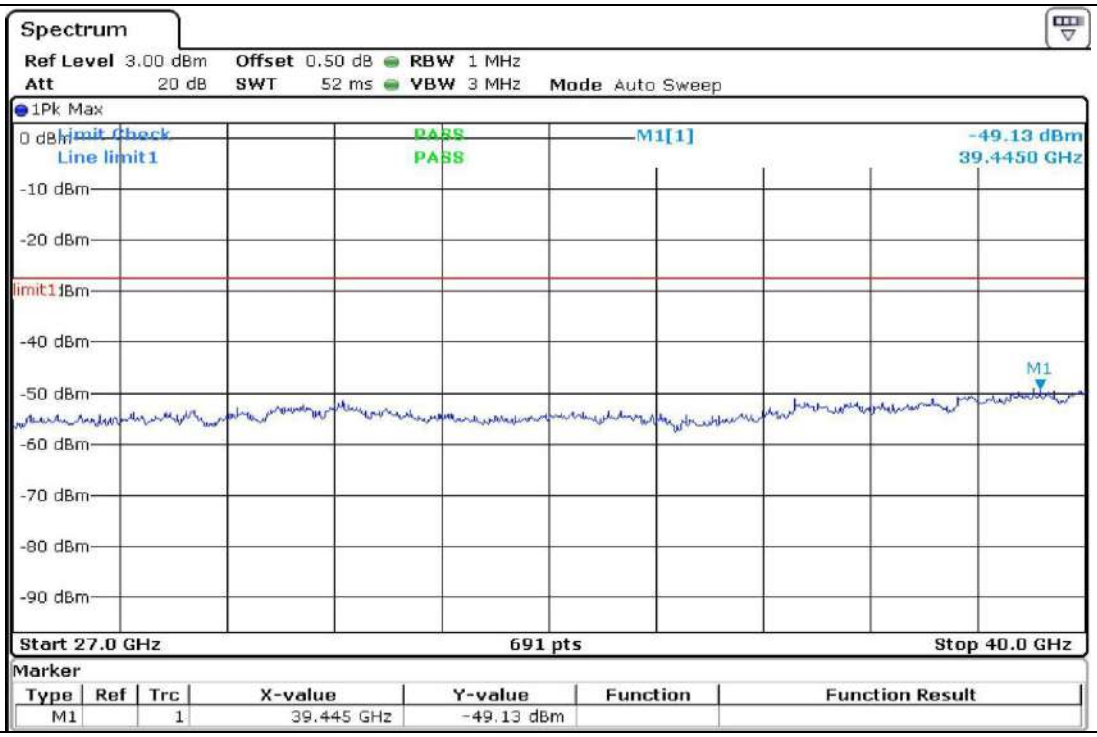

Plot No.174, Udyog Vihar Phase 4, Sector -18, Gurgaon -122016, Haryana, India

Contact: 0124-4235350, 4145343; e-mail: info @aaemtlabs.com; Website: www.aaemtlabs.com

ac40 5.510 GHz

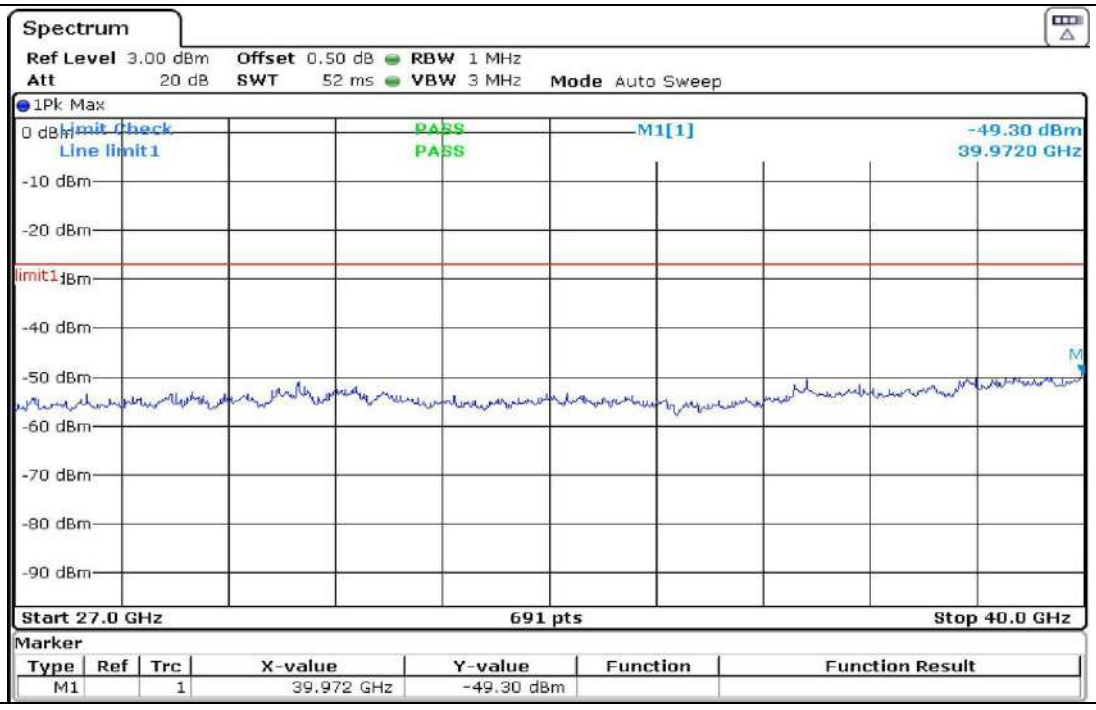

ac40 5.670 GHz

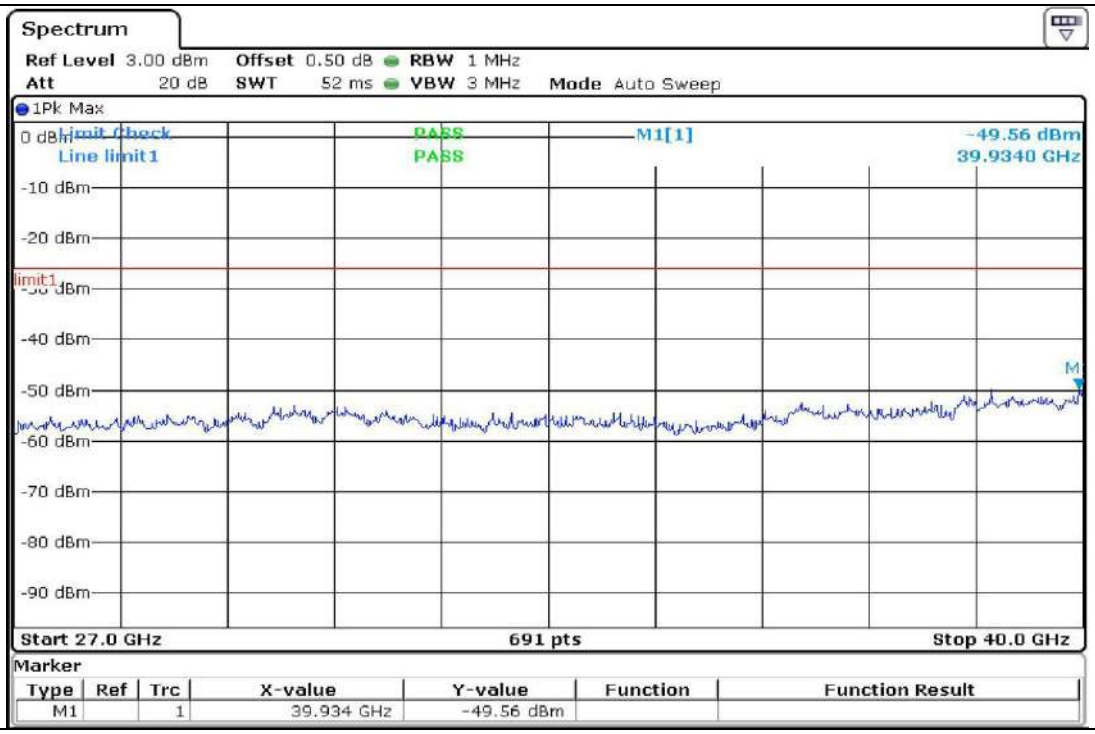

Plot No.174, Udyog Vihar Phase 4, Sector -18, Gurgaon -122016, Haryana, India

Contact: 0124-4235350, 4145343; e-mail: info @aaemtlabs.com; Website: www.aaemtlabs.com

ac80 5.530 GHz

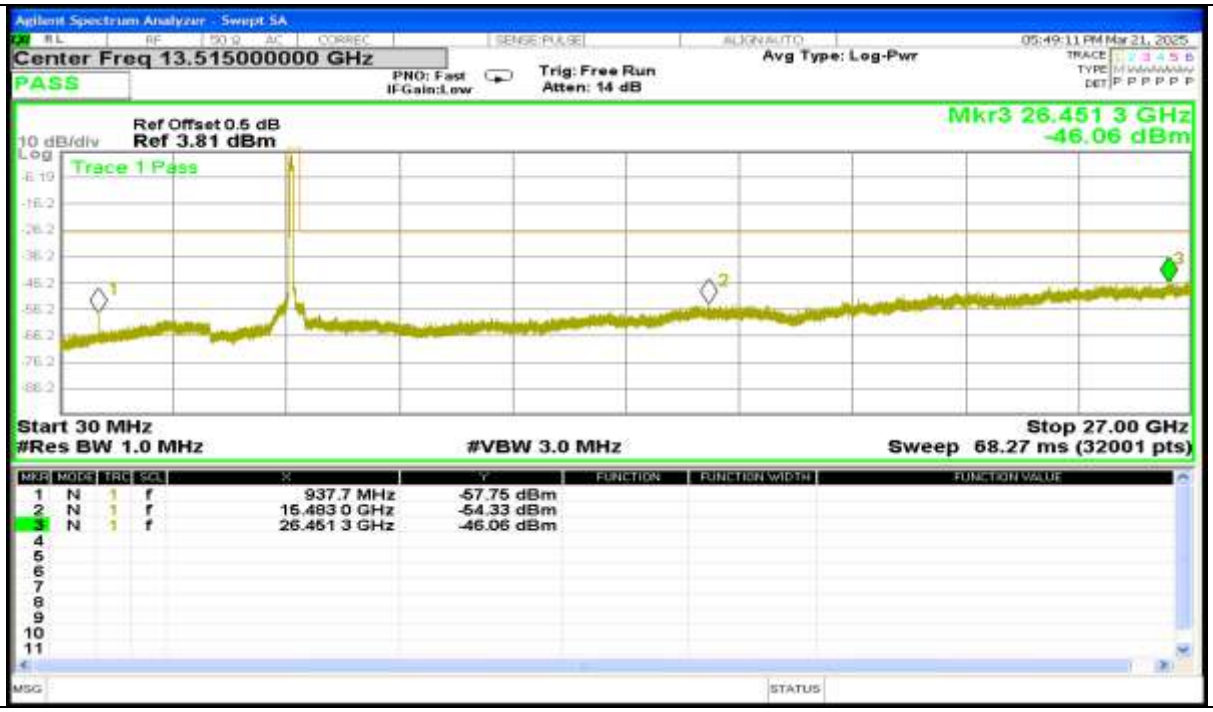

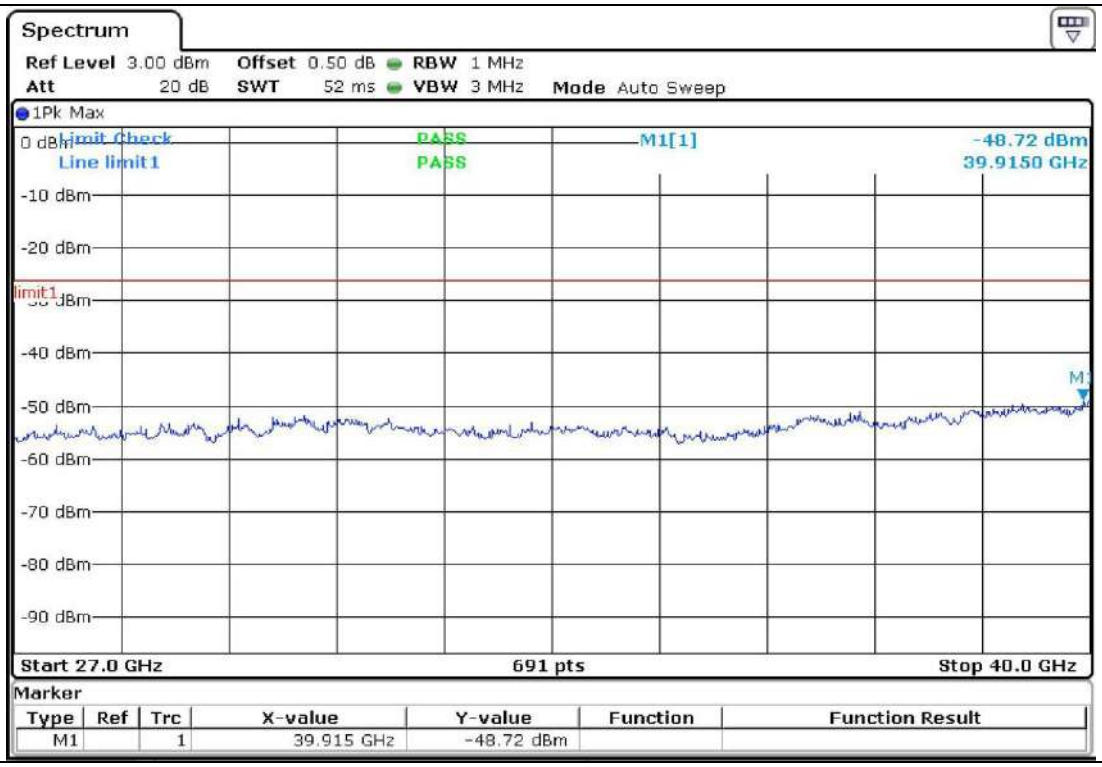

ac80 5.610 GHz

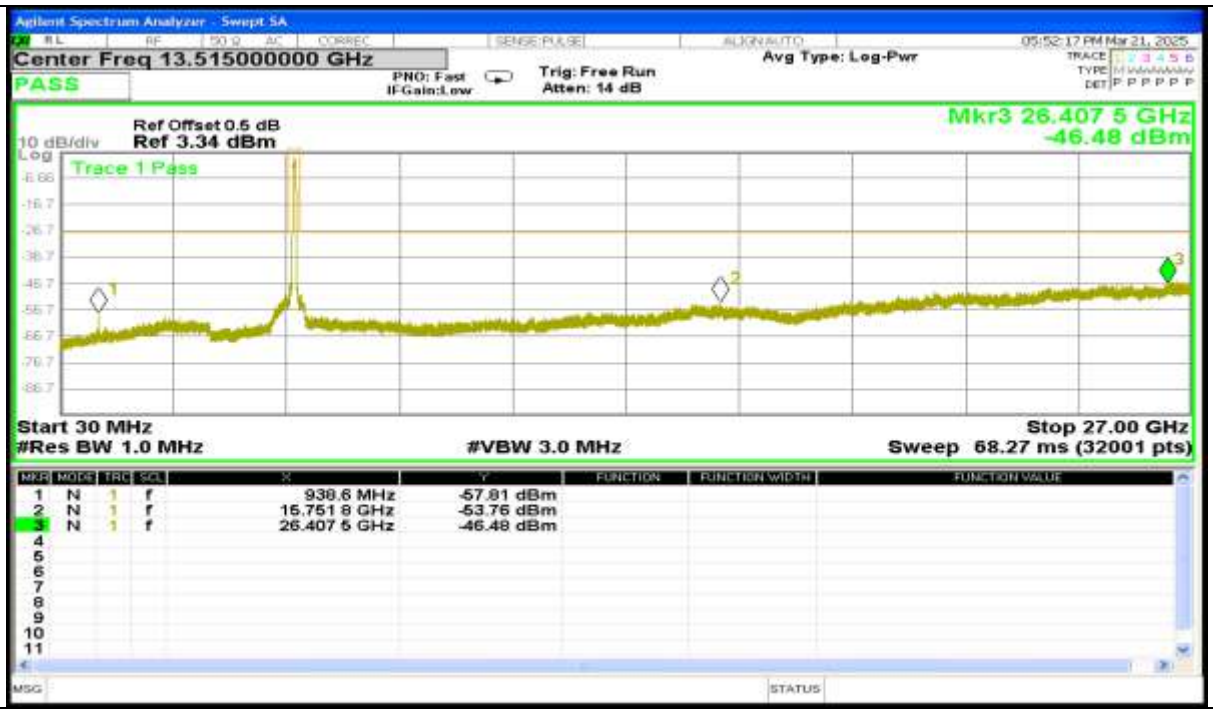

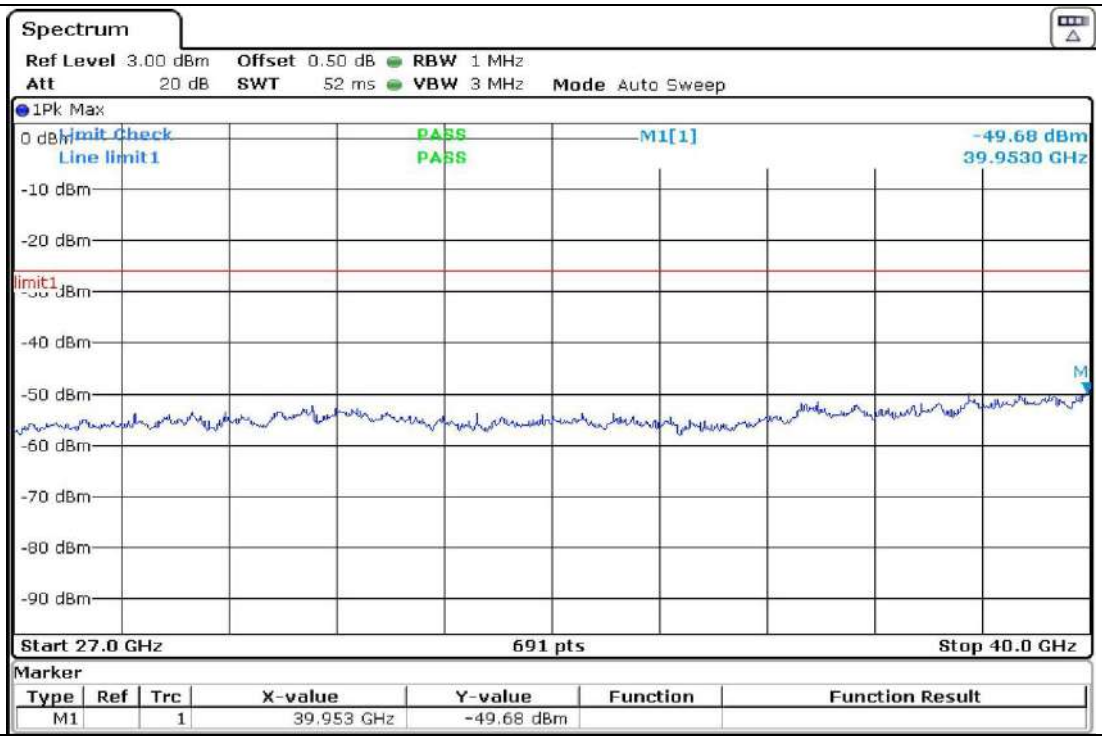

Plot No.174, Udyog Vihar Phase 4, Sector -18, Gurgaon -122016, Haryana, India

Contact: 0124-4235350, 4145343; e-mail: info @aaemtlabs.com; Website: www.aaemtlabs.com

ax20 5.500 GHz

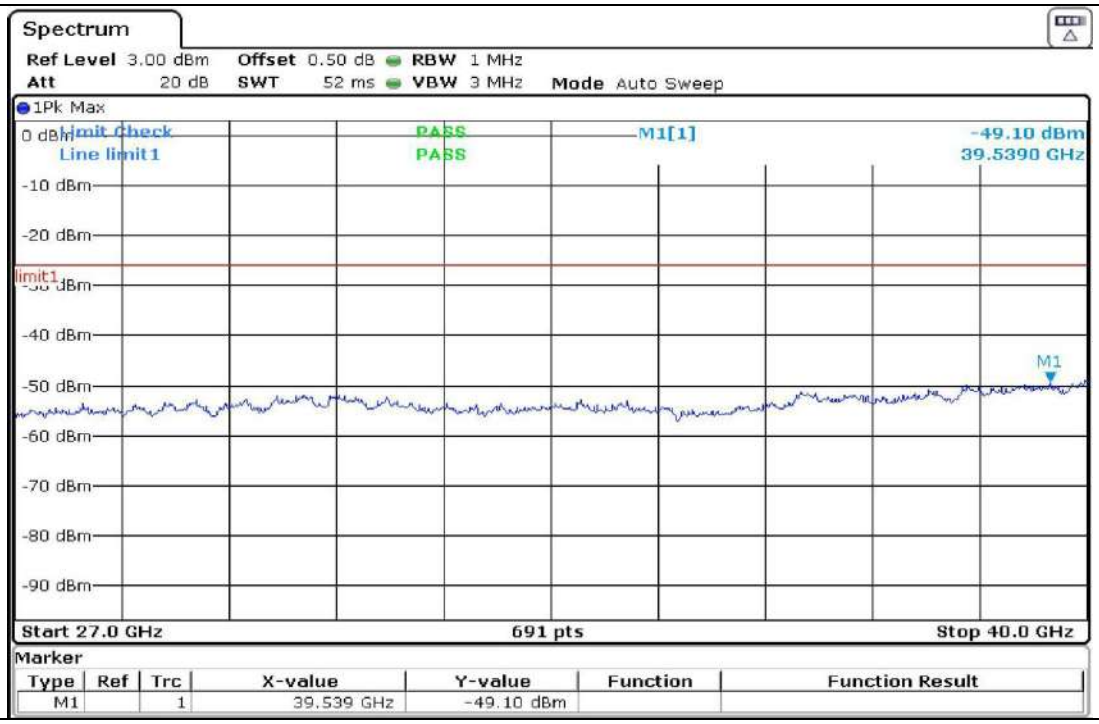

ax20 5.700 GHz

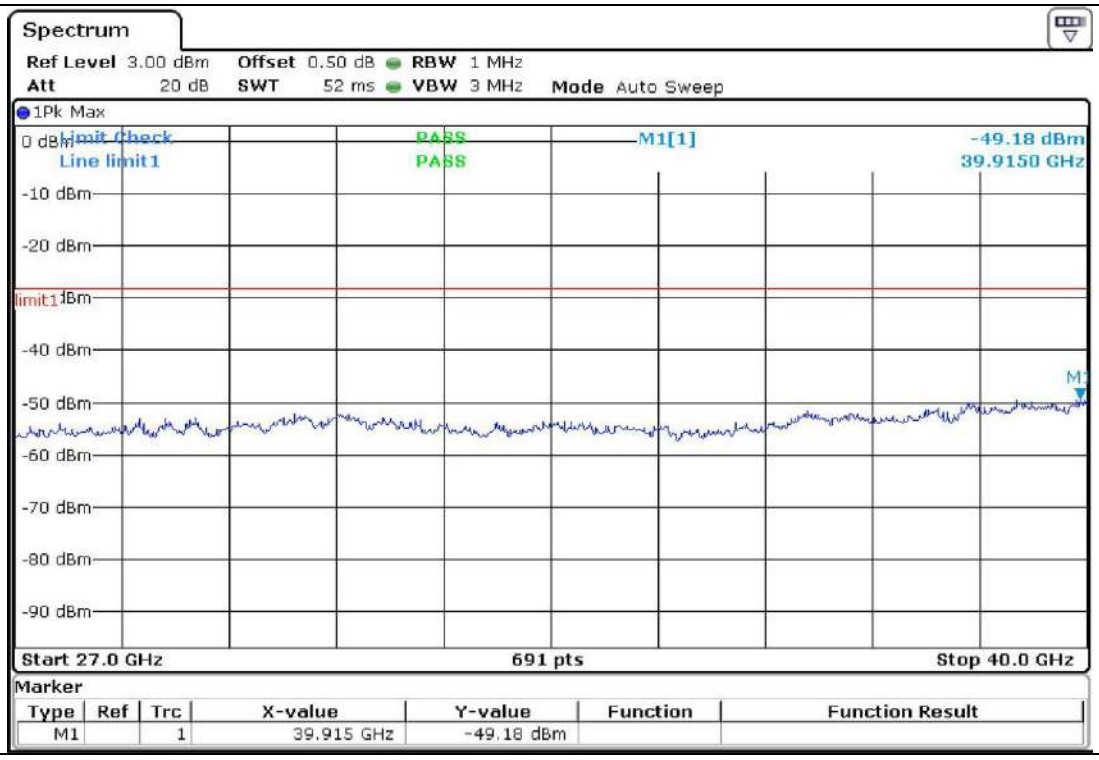

Plot No.174, Udyog Vihar Phase 4, Sector -18, Gurgaon -122016, Haryana, India

Contact: 0124-4235350, 4145343; e-mail: info @aaemtlabs.com; Website: www.aaemtlabs.com

ax40 5.510 GHz

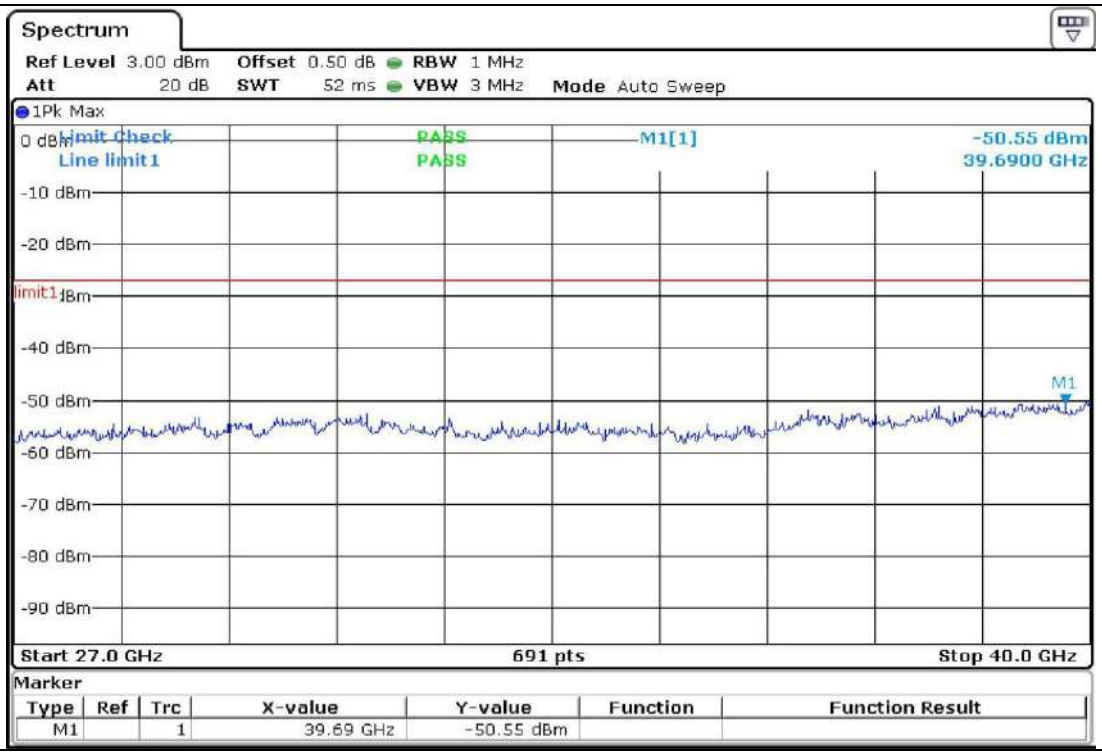

ax40 5.670 GHz

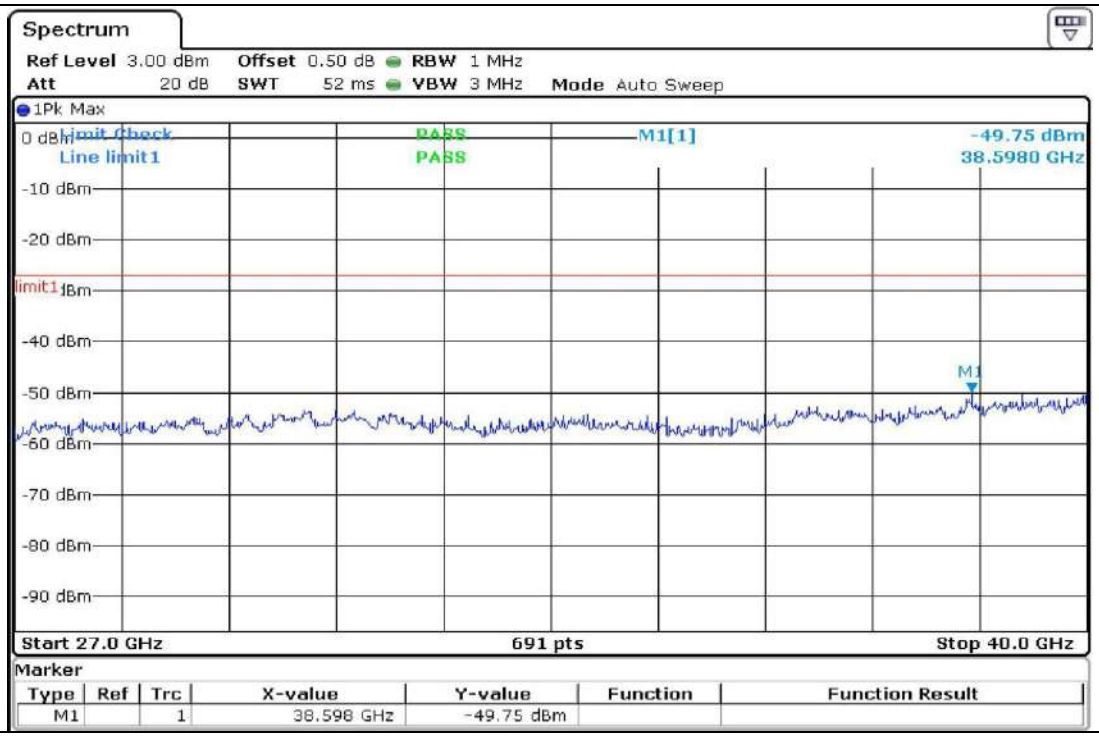

Plot No.174, Udyog Vihar Phase 4, Sector -18, Gurgaon -122016, Haryana, India

Contact: 0124-4235350, 4145343; e-mail: info @aaemtlabs.com; Website: www.aaemtlabs.com

ax80 5.530 GHz

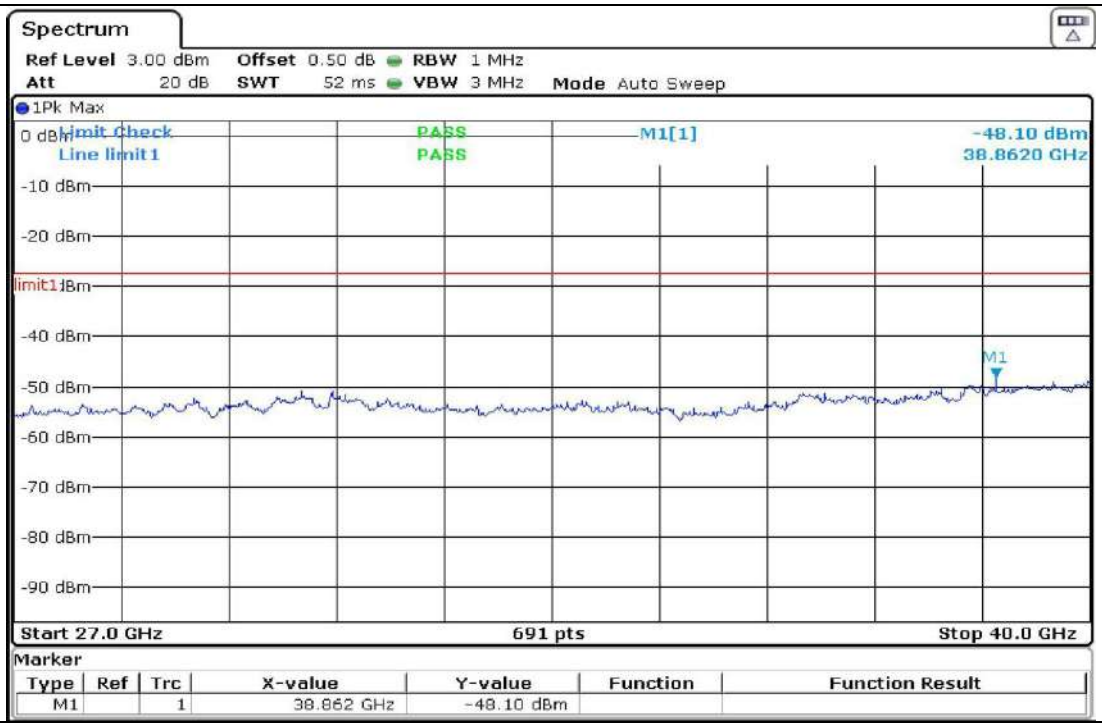

ax80 5.610 GHz

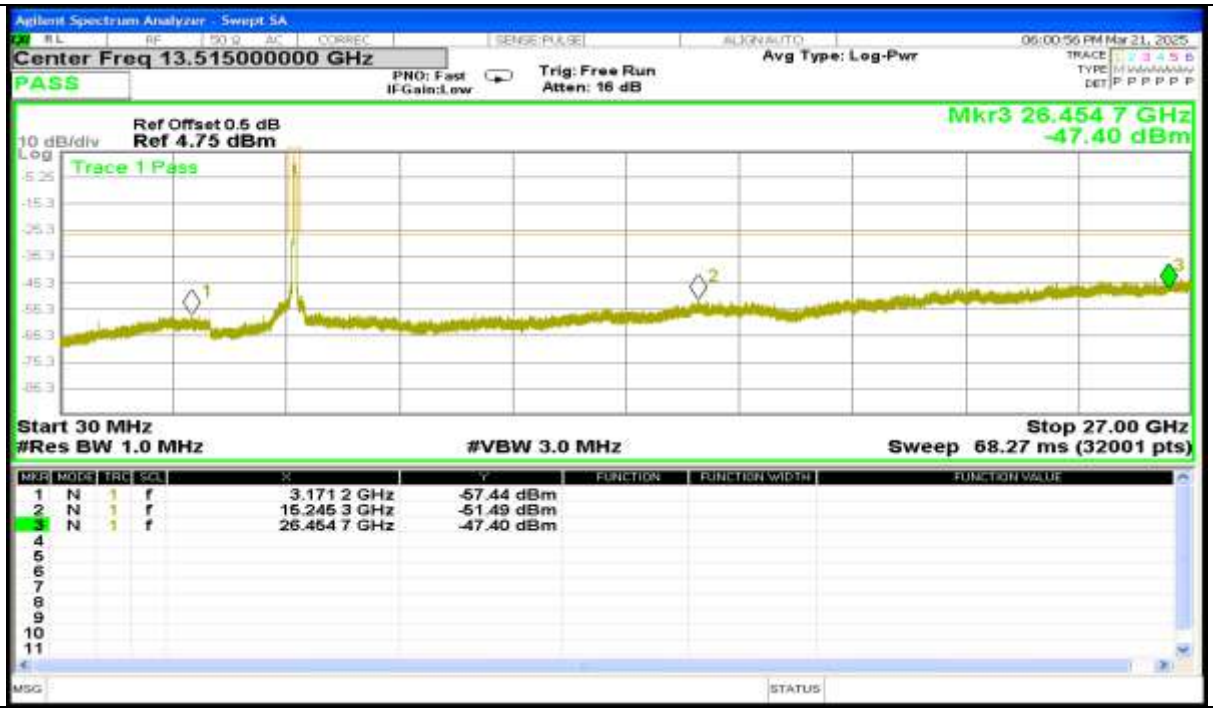

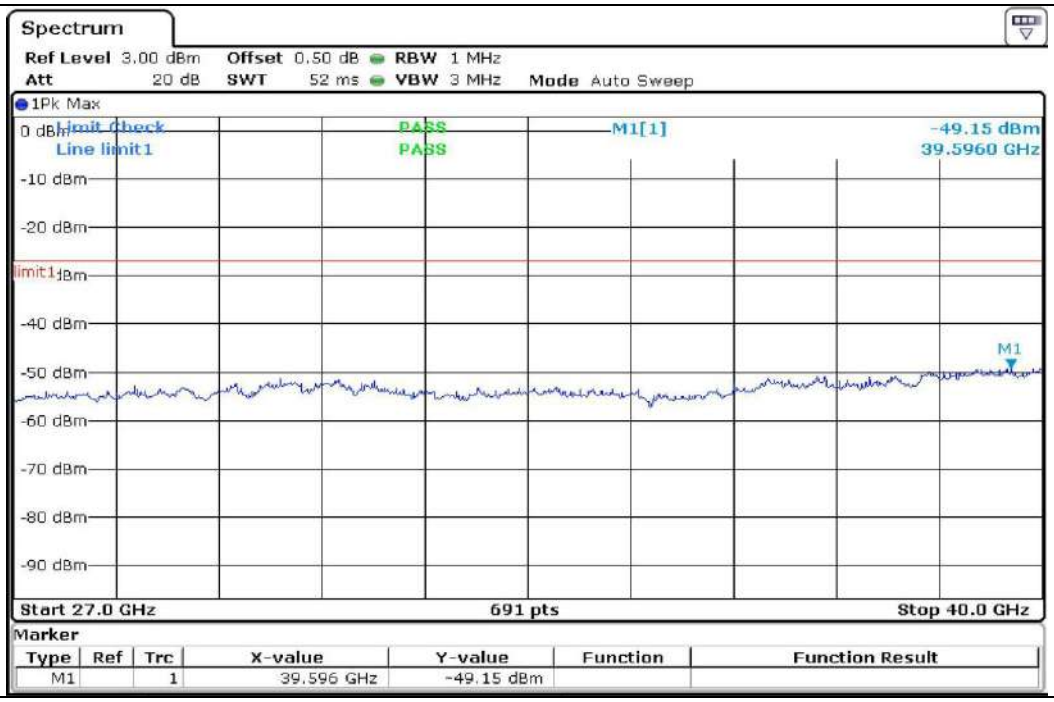

ax160 5.610 GHz

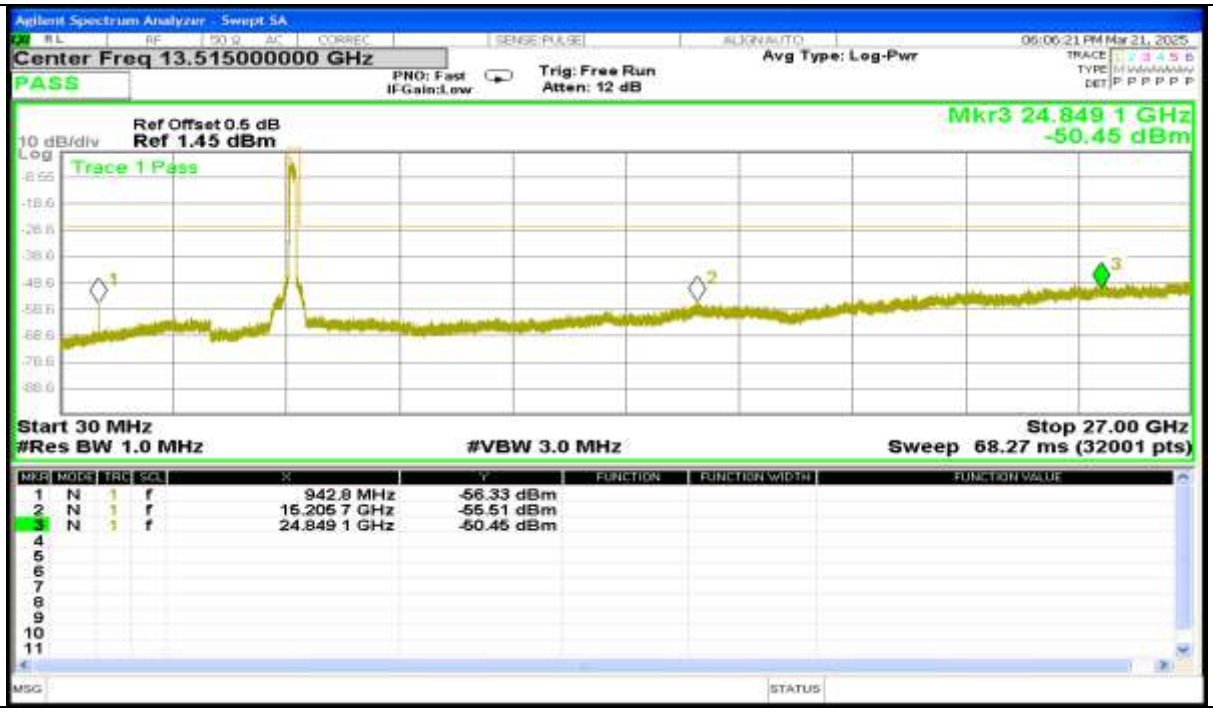

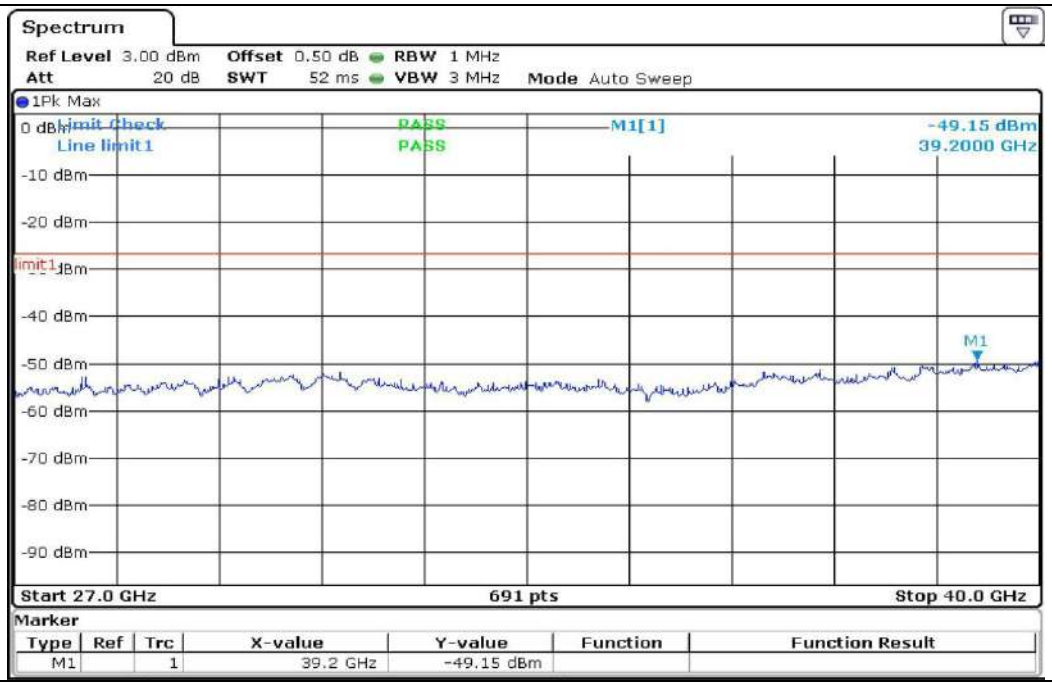

Plot No.174, Udyog Vihar Phase 4, Sector -18, Gurgaon -122016, Haryana, India

Contact: 0124-4235350, 4145343; e-mail: info @aaemtlabs.com; Website: www.aaemtlabs.com

be20 5.500 GHz

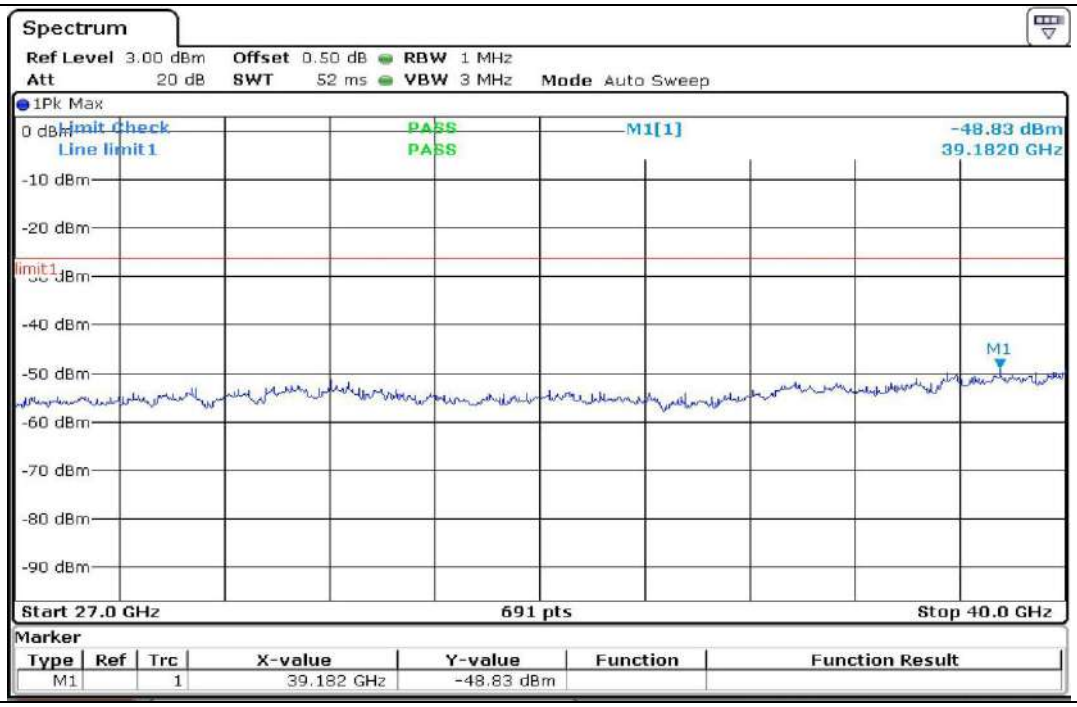

Plot No.174, Udyog Vihar Phase 4, Sector -18, Gurgaon -122016, Haryana, India

Contact: 0124-4235350, 4145343; e-mail: info @aaemtlabs.com; Website: www.aaemtlabs.com

be20 5.700 GHz

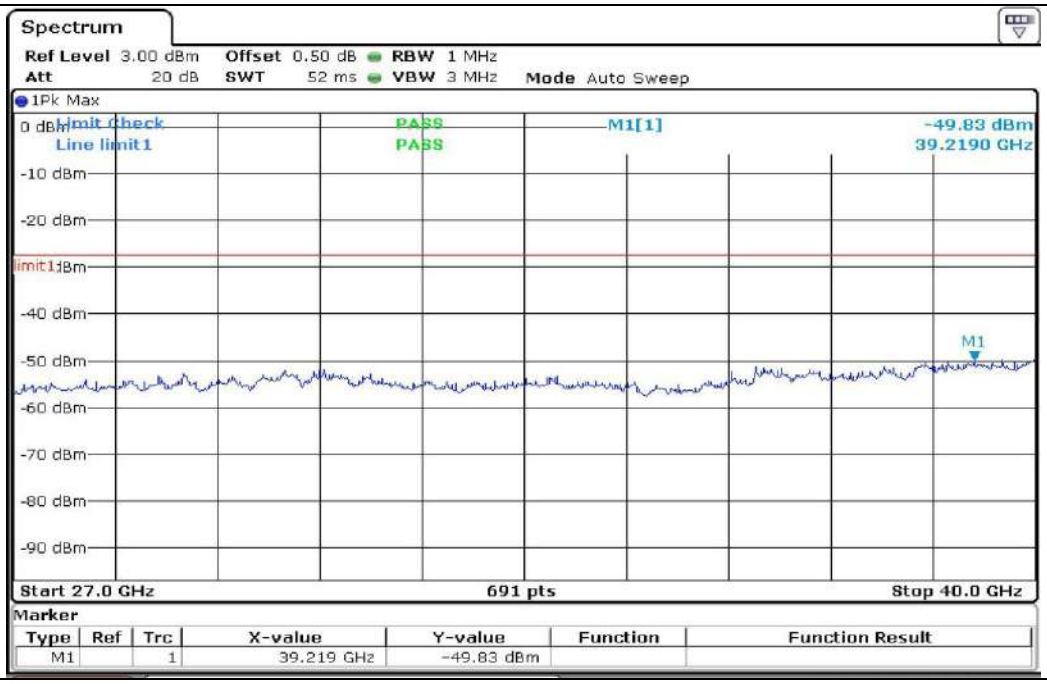

Plot No.174, Udyog Vihar Phase 4, Sector -18, Gurgaon -122016, Haryana, India

Contact: 0124-4235350, 4145343; e-mail: info @aaemtlabs.com; Website: www.aaemtlabs.com

be40 5.510 GHz

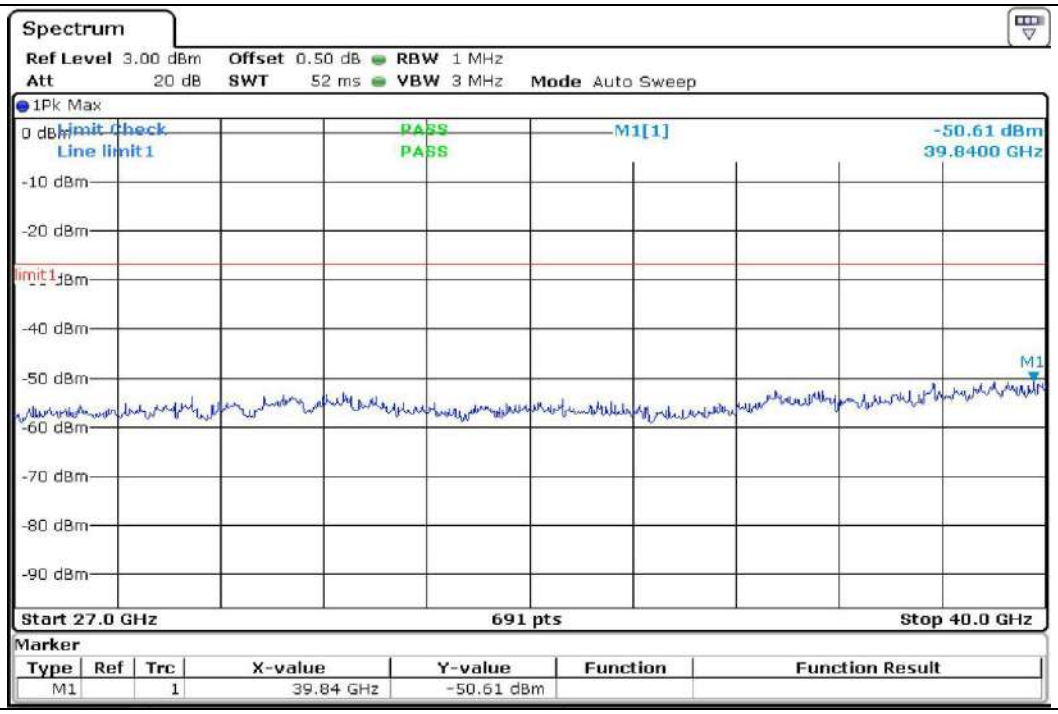

Plot No.174, Udyog Vihar Phase 4, Sector -18, Gurgaon -122016, Haryana, India

Contact: 0124-4235350, 4145343; e-mail: info @aaemtlabs.com; Website: www.aaemtlabs.com

be40 5.670 GHz

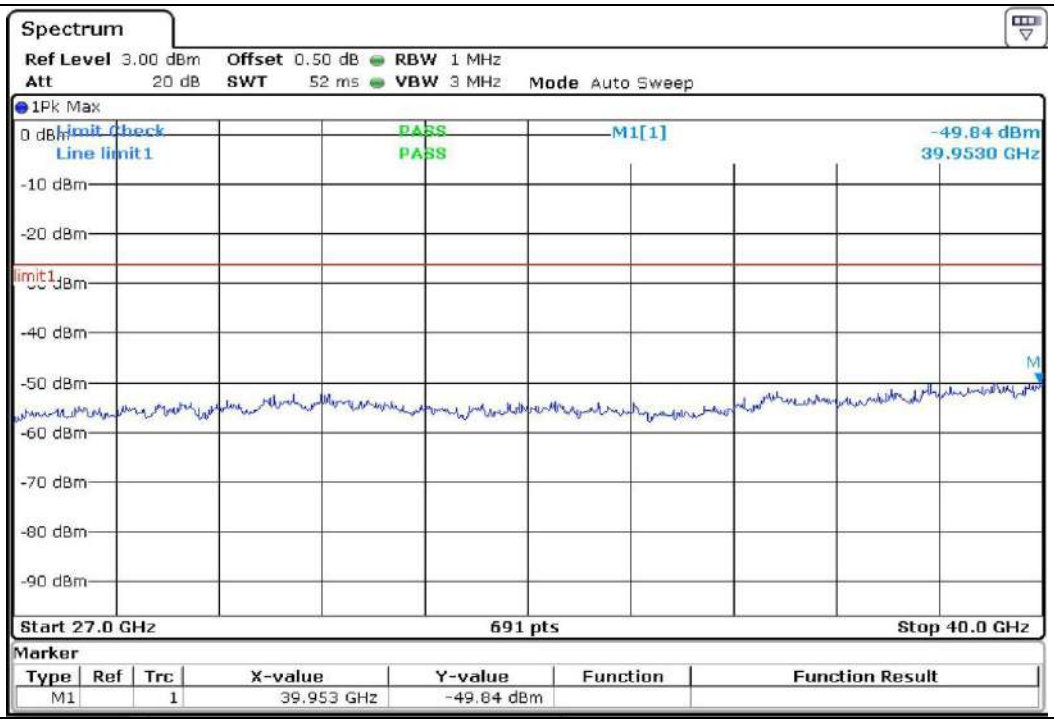

be80 5.530 GHz

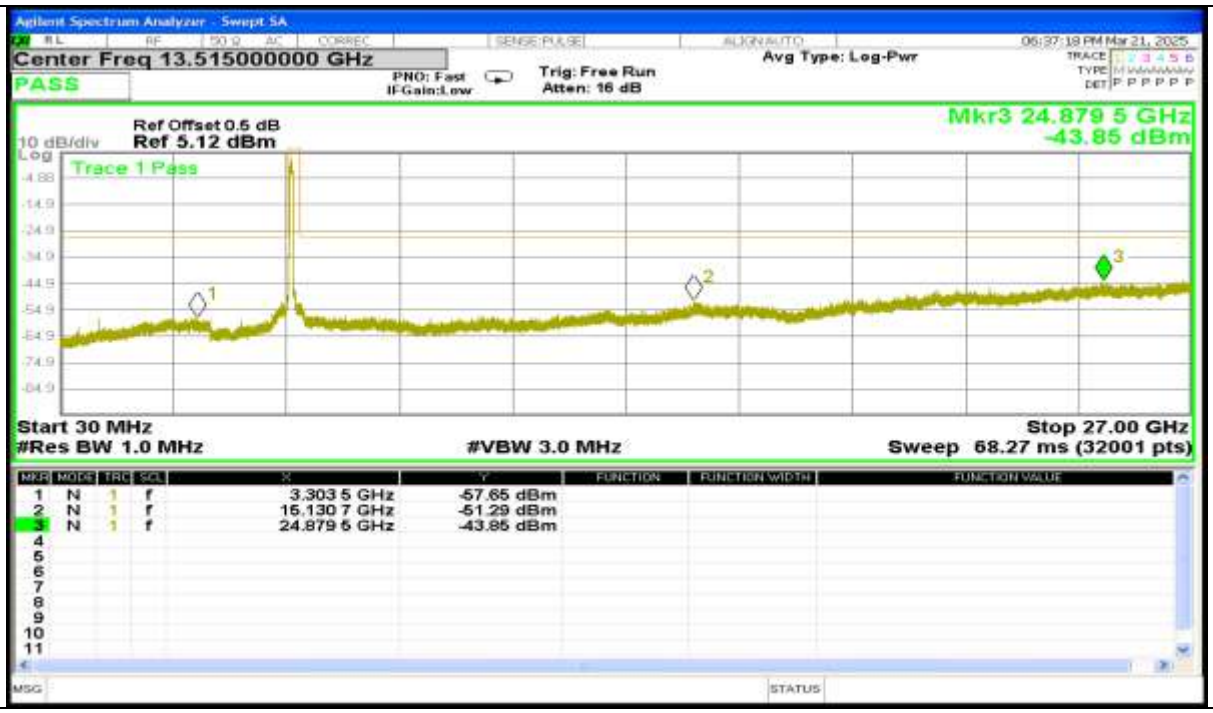

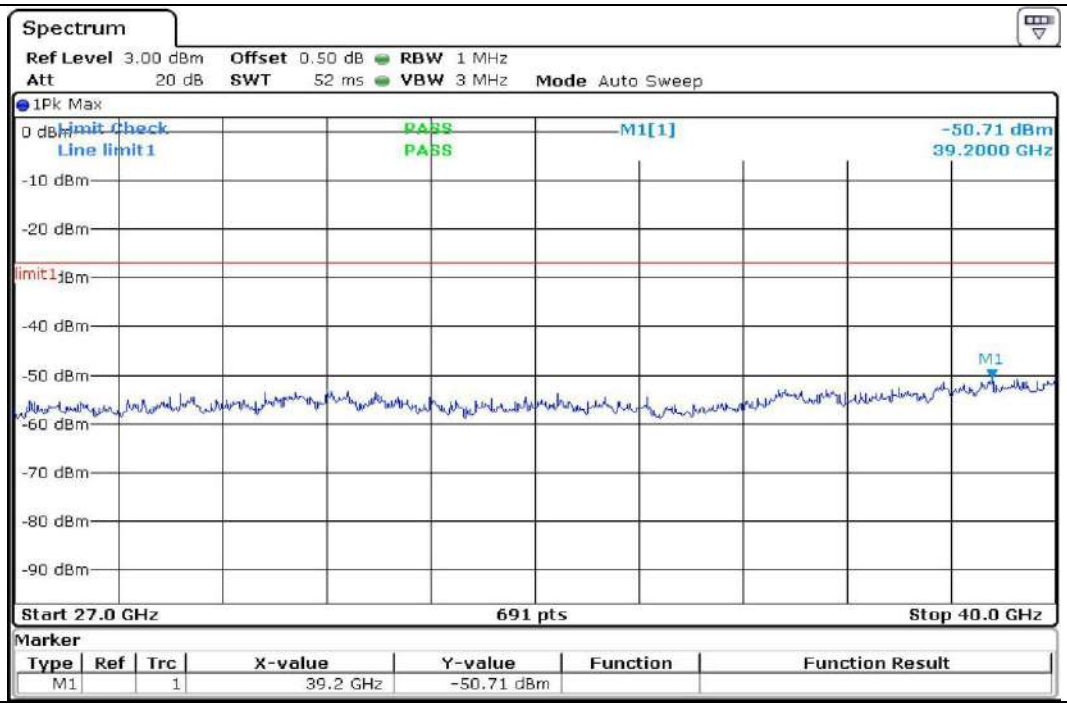

be80 5.610 GHz

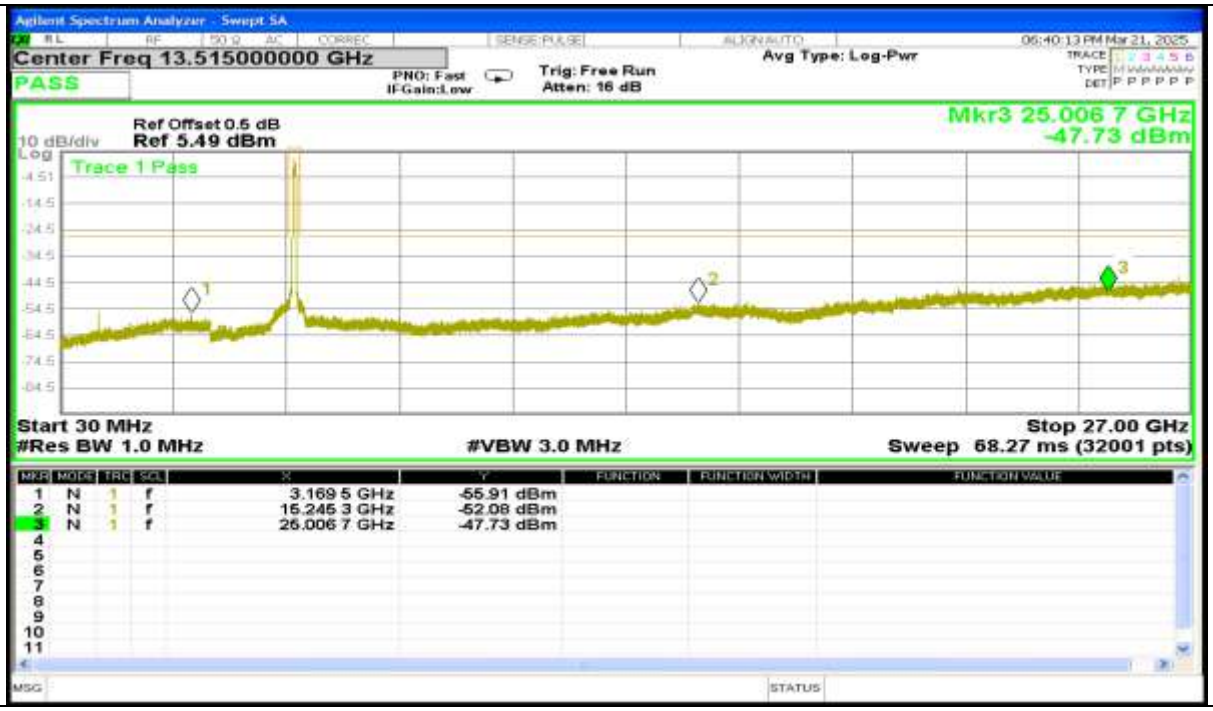

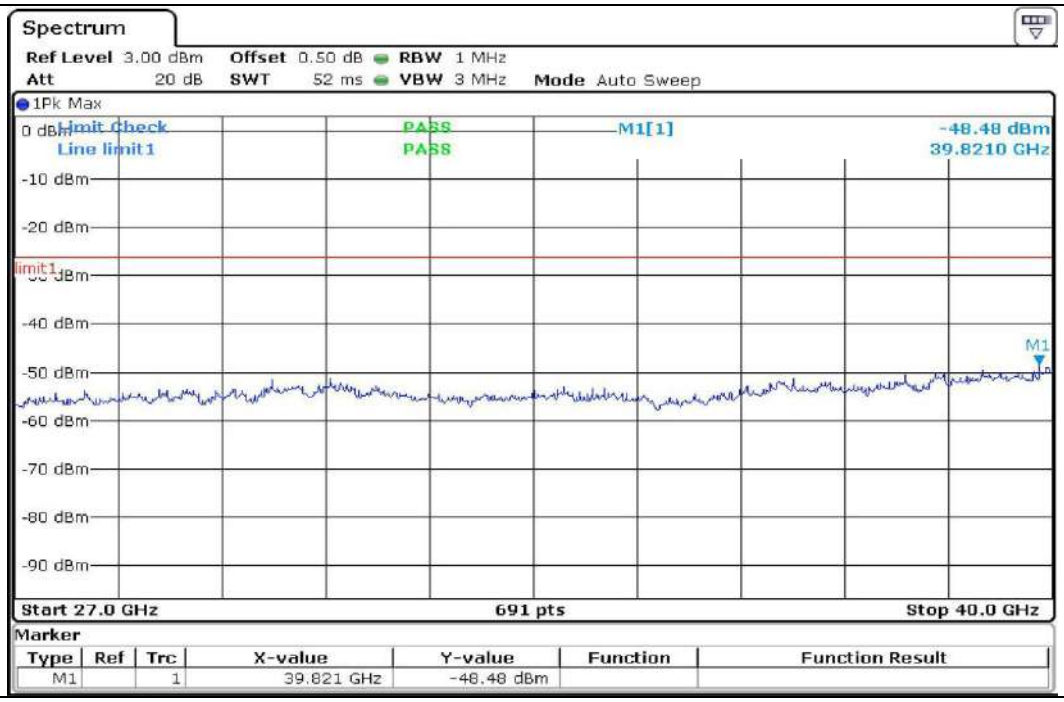

Plot No.174, Udyog Vihar Phase 4, Sector -18, Gurgaon -122016, Haryana, India

Contact: 0124-4235350, 4145343; e-mail: info @aaemtlabs.com; Website: www.aaemtlabs.com

be160 5.570 GHz

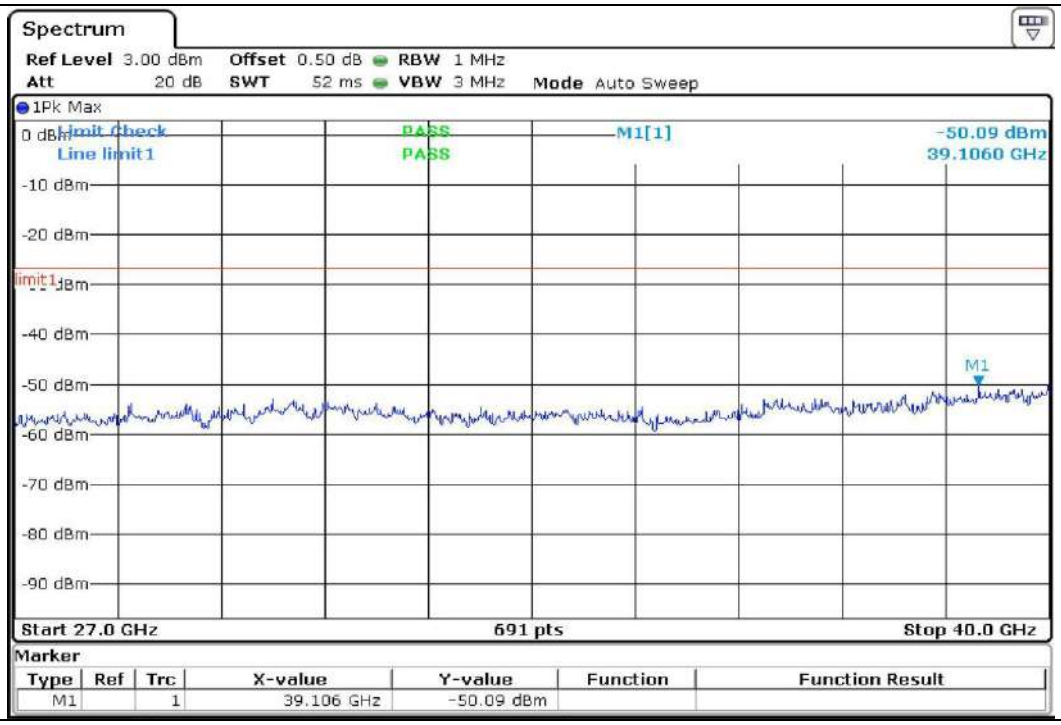

Plot No.174, Udyog Vihar Phase 4, Sector -18, Gurgaon -122016, Haryana, India

Contact: 0124-4235350, 4145343; e-mail: info @aaemtlabs.com; Website: www.aaemtlabs.com

a20 5.745 GHz

Agilent Spectrum Analyzer - Swept SA
Center Freq 13.515000000 GHz
PASS
Avg Type: Log-Pwr
Trig: Free Run
Atten: 26 dB
Ref Offset 0.5 dB
10 dB/div Ref 15.66 dBm
Mkr3 25.454 3 GHz
-33.39 dBm
Trace 1 Pass
Start 30 MHz
#Res BW 1.0 MHz
#VBW 3.0 MHz
Stop 27.00 GHz
Sweep 68.27 ms (32001 pts)
1 N 1 f 3.191 4 GHz -47.20 dBm
2 N 1 f 15.138 3 GHz -42.15 dBm
3 N 1 f 25.454 3 GHz -33.39 dBm

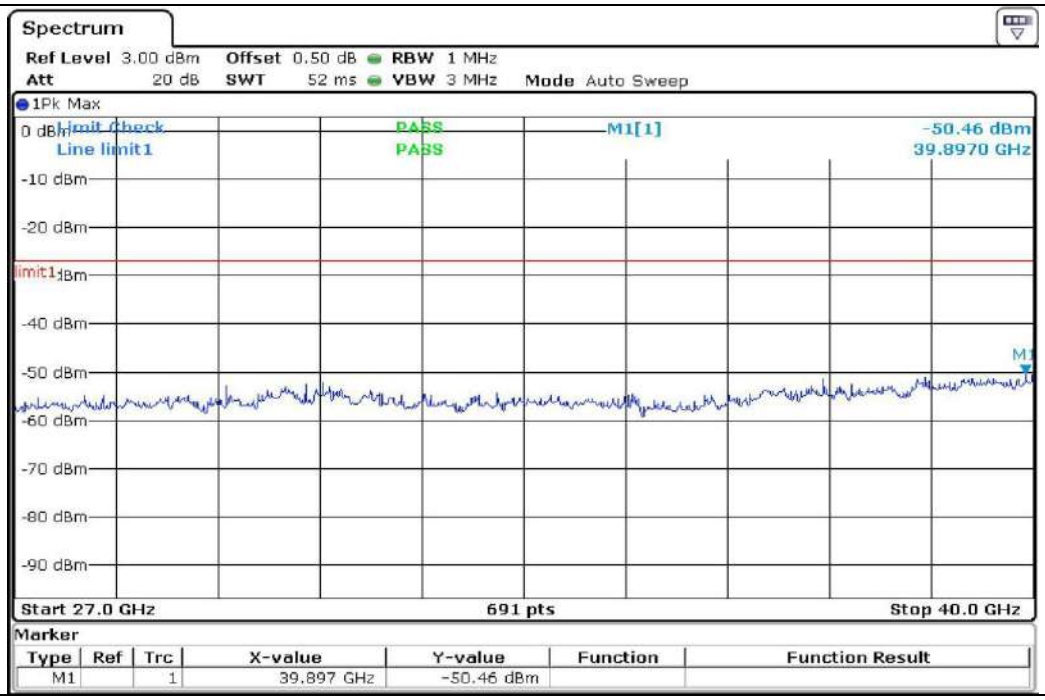
Spectrum
Ref Level 3.00 dBm Offset 0.50 dB RBW 1 MHz
Att 20 dB SWT 52 ms VBW 3 MHz Mode Auto Sweep
1Pk Max
Limit Check PASS
Line limit1 PASS
M1[1] -50.46 dBm
39.8970 GHz
Start 27.0 GHz 691 pts Stop 40.0 GHz
Marker
Type Ref Trc X-value Y-value Function Function Result
M1 1 39.897 GHz -50.46 dBm

a20 5.825 GHz

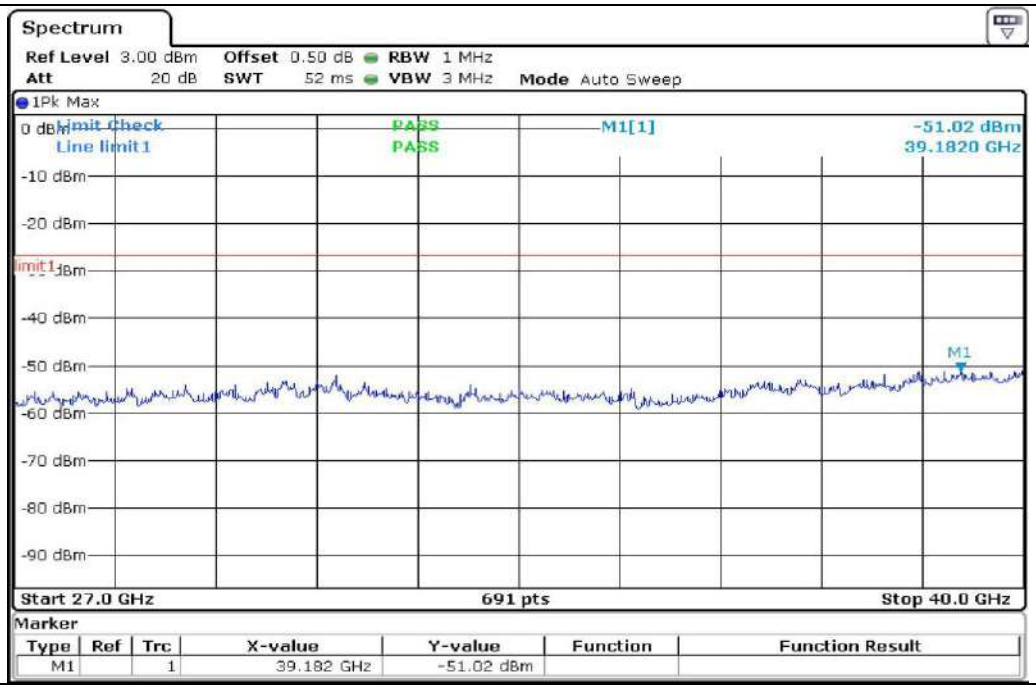

Plot No.174, Udyog Vihar Phase 4, Sector -18, Gurgaon -122016, Haryana, India

Contact: 0124-4235350, 4145343; e-mail: info @aaemtlabs.com; Website: www.aaemtlabs.com

n20 5.745 GHz

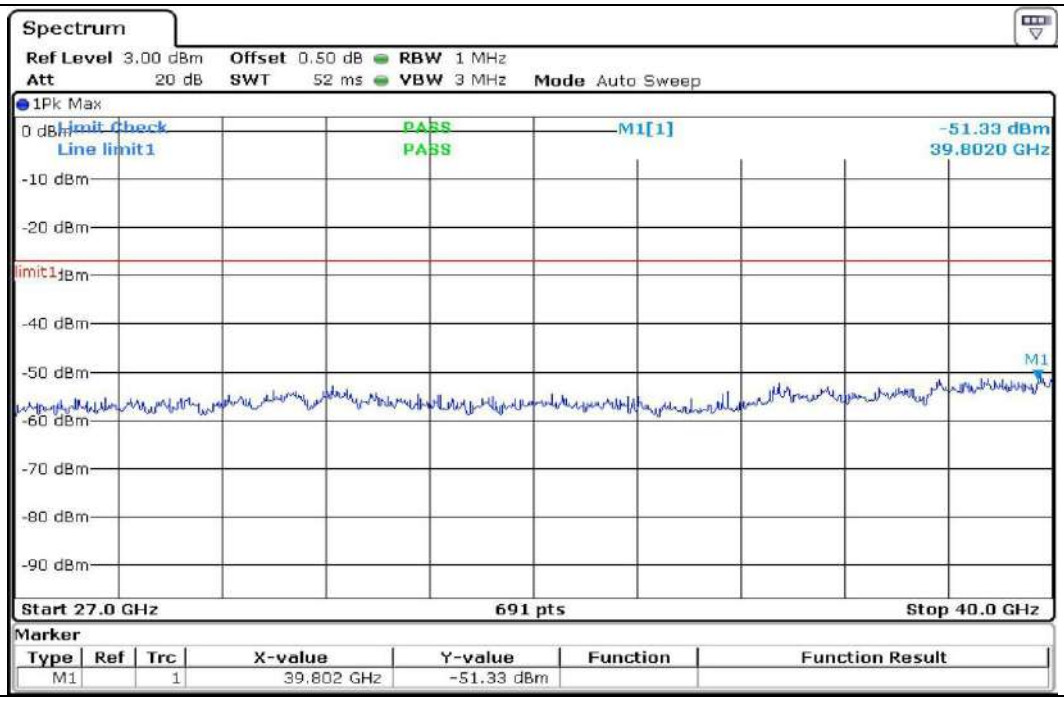

Plot No.174, Udyog Vihar Phase 4, Sector -18, Gurgaon -122016, Haryana, India

Contact: 0124-4235350, 4145343; e-mail: info @aaemtlabs.com; Website: www.aaemtlabs.com

n20 5.825 GHz

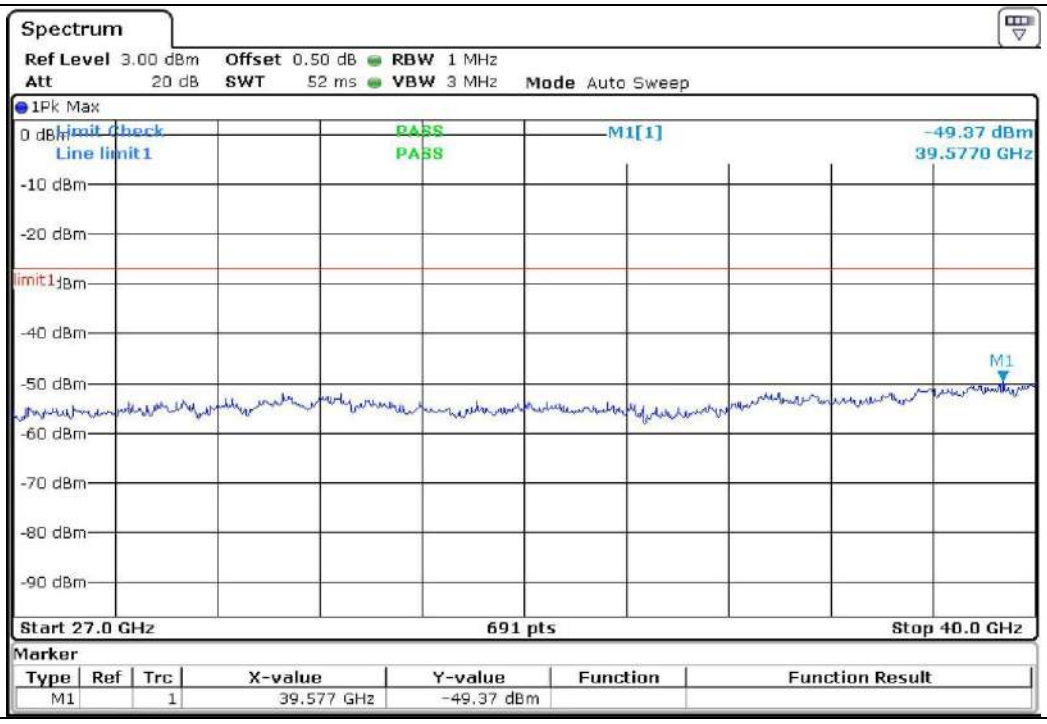

Plot No.174, Udyog Vihar Phase 4, Sector -18, Gurgaon -122016, Haryana, India

Contact: 0124-4235350, 4145343; e-mail: info @aaemtlabs.com; Website: www.aaemtlabs.com

n40 5.755 GHz

Agilent Spectrum Analyzer - Swept SA
Center Freq 13.515000000 GHz
PASS
PNO: Fast
IFGain:Low
Trig: Free Run
Atten: 24 dB
Avg Type: Log-Pwr
05:16:11 PM Mar 24, 2025
Ref Offset 0.5 dB
10 dB/div
Ref 13.98 dBm
Log
Trace 1 Pass
Mkr3 26.439 5 GHz
-36.39 dBm
Start 30 MHz
#Res BW 1.0 MHz
#VBW 3.0 MHz
Stop 27.00 GHz
Sweep 68.27 ms (32001 pts)
1 N 1 f 2.561 0 GHz -49.17 dBm
2 N 1 f 15.147 5 GHz -43.95 dBm
3 N 1 f 26.439 5 GHz -36.39 dBm
MSG
STATUS

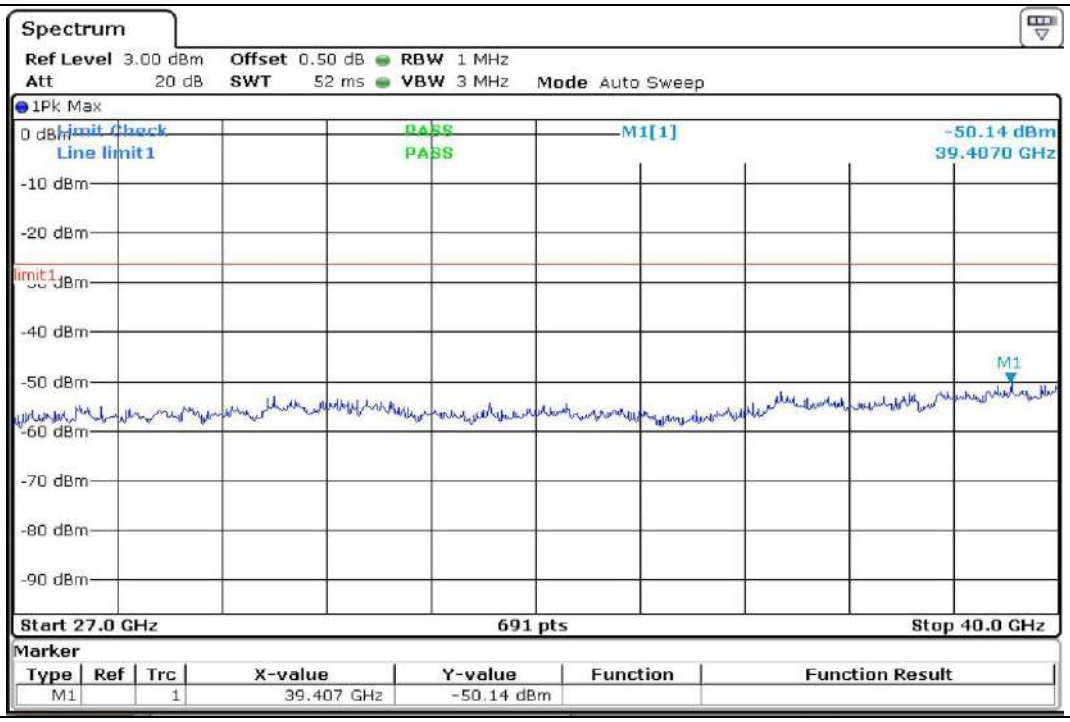
Spectrum
Ref Level 3.00 dBm
Offset 0.50 dB
RBW 1 MHz
Att 20 dB
SWT 52 ms
VBW 3 MHz
Mode Auto Sweep
1Pk Max
0 dBm
Limit Check
PASS
M1[1]
-50.14 dBm
Line limit1
PASS
39.4070 GHz
-10 dBm
-20 dBm
limit1
-40 dBm
-50 dBm
M1
-60 dBm
-70 dBm
-80 dBm
-90 dBm
Start 27.0 GHz
691 pts
Stop 40.0 GHz
Marker
Type Ref Trc X-value Y-value Function Function Result
M1 1 39.407 GHz -50.14 dBm

n40 5.795 GHz

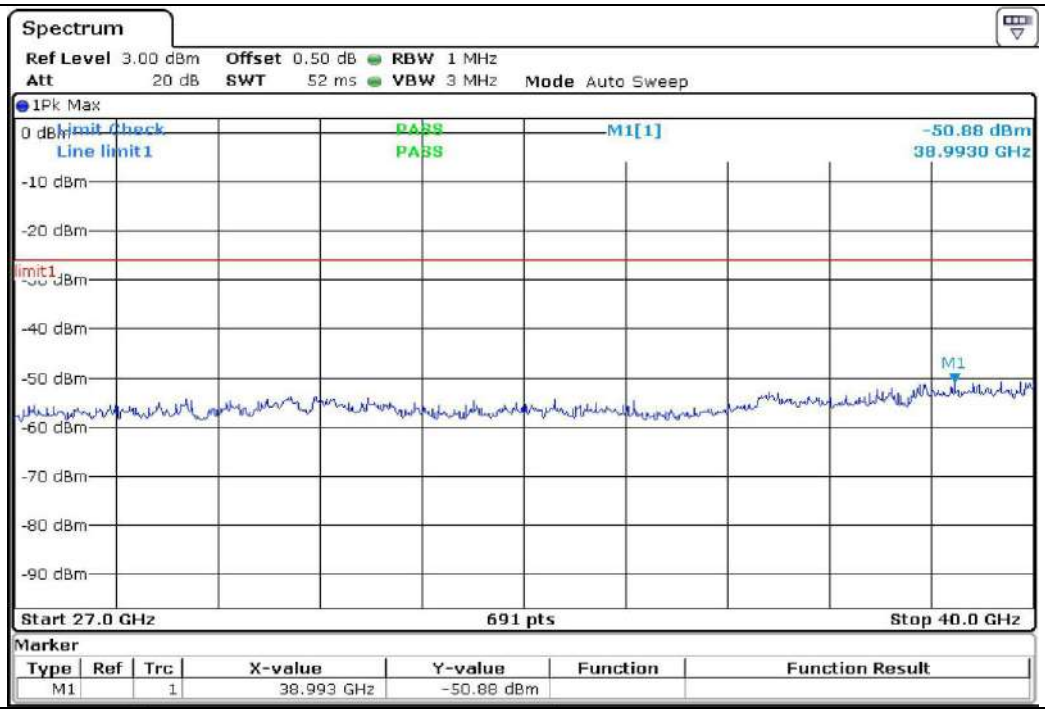

Plot No.174, Udyog Vihar Phase 4, Sector -18, Gurgaon -122016, Haryana, India

Contact: 0124-4235350, 4145343; e-mail: info @aaemtlabs.com; Website: www.aaemtlabs.com

ac20 5.745 GHz

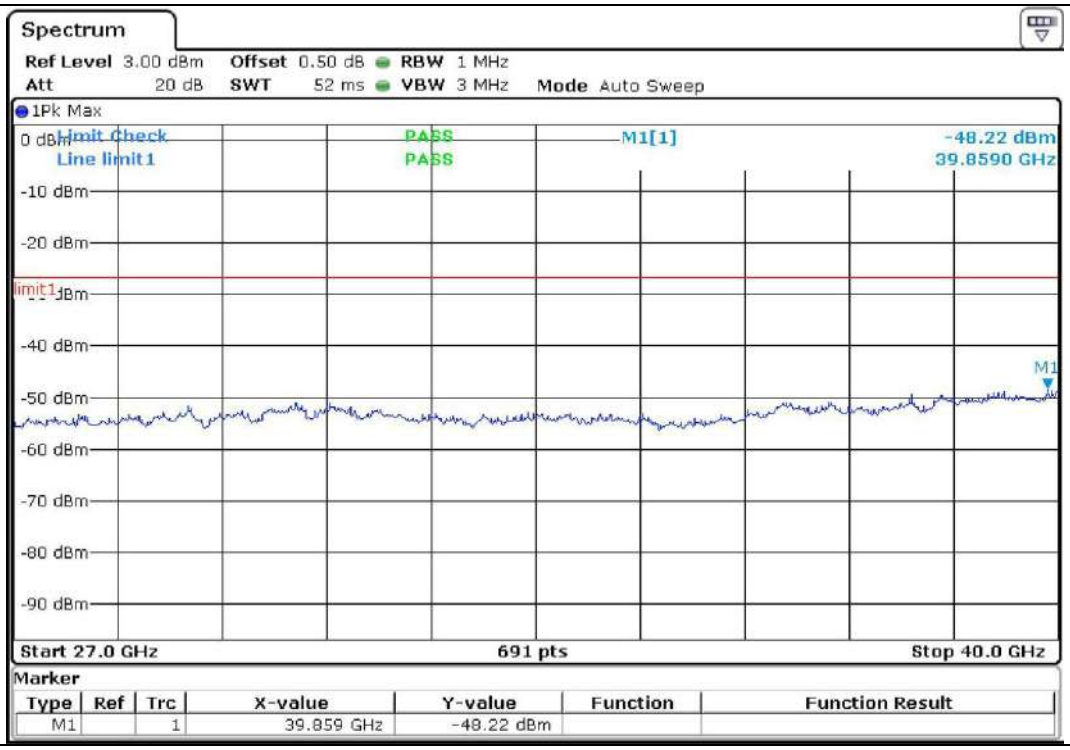

ac20 5.825 GHz

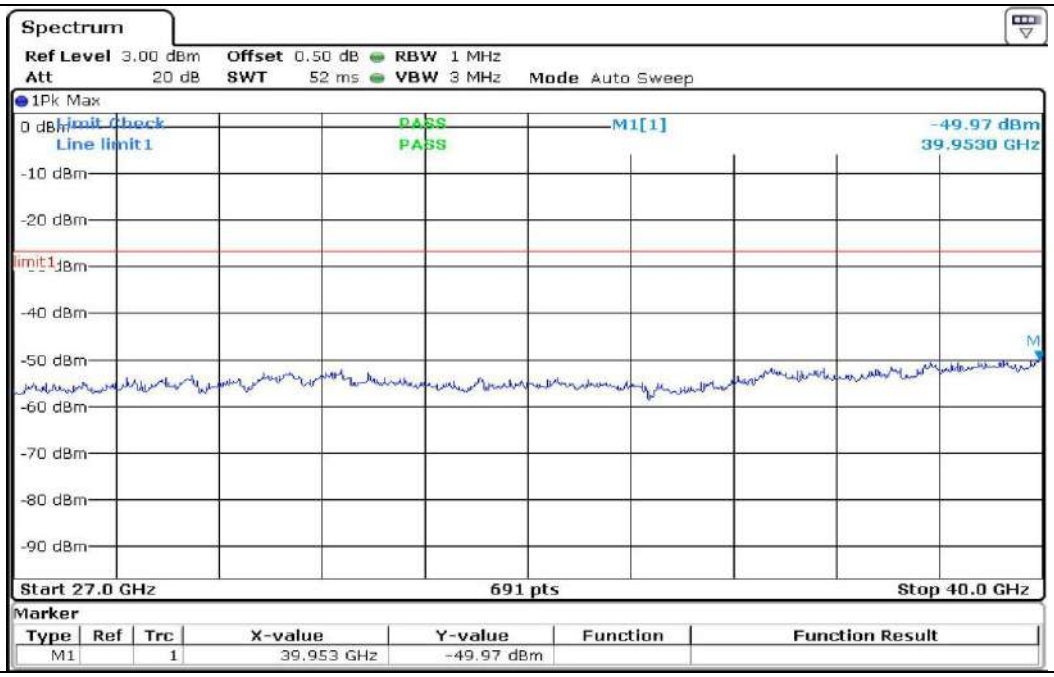

Plot No.174, Udyog Vihar Phase 4, Sector -18, Gurgaon -122016, Haryana, India

Contact: 0124-4235350, 4145343; e-mail: info @aaemtlabs.com; Website: www.aaemtlabs.com

ac40 5.755 GHz

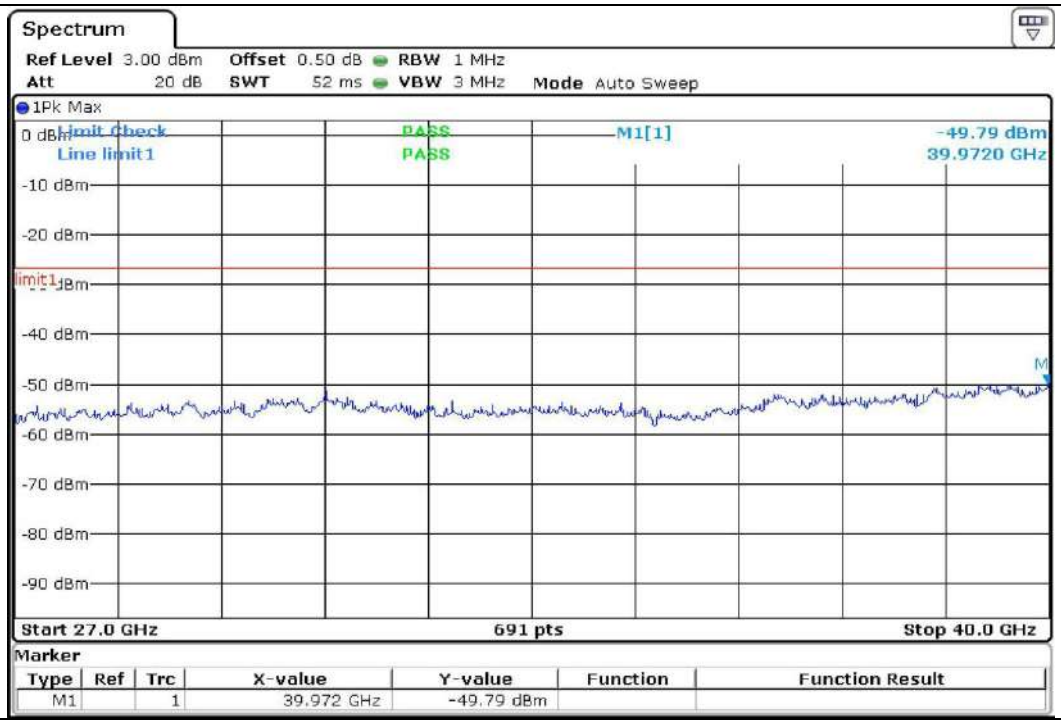

Plot No.174, Udyog Vihar Phase 4, Sector -18, Gurgaon -122016, Haryana, India

Contact: 0124-4235350, 4145343; e-mail: info @aaemtlabs.com; Website: www.aaemtlabs.com

ac40 5.795 GHz

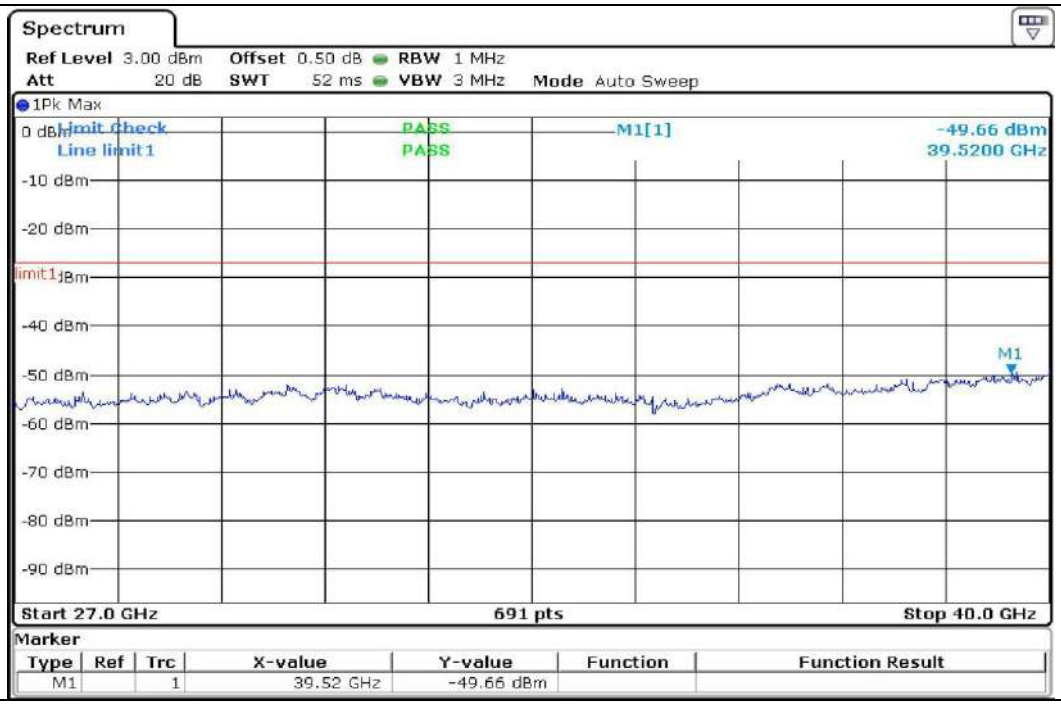

ac80 5.775 GHz

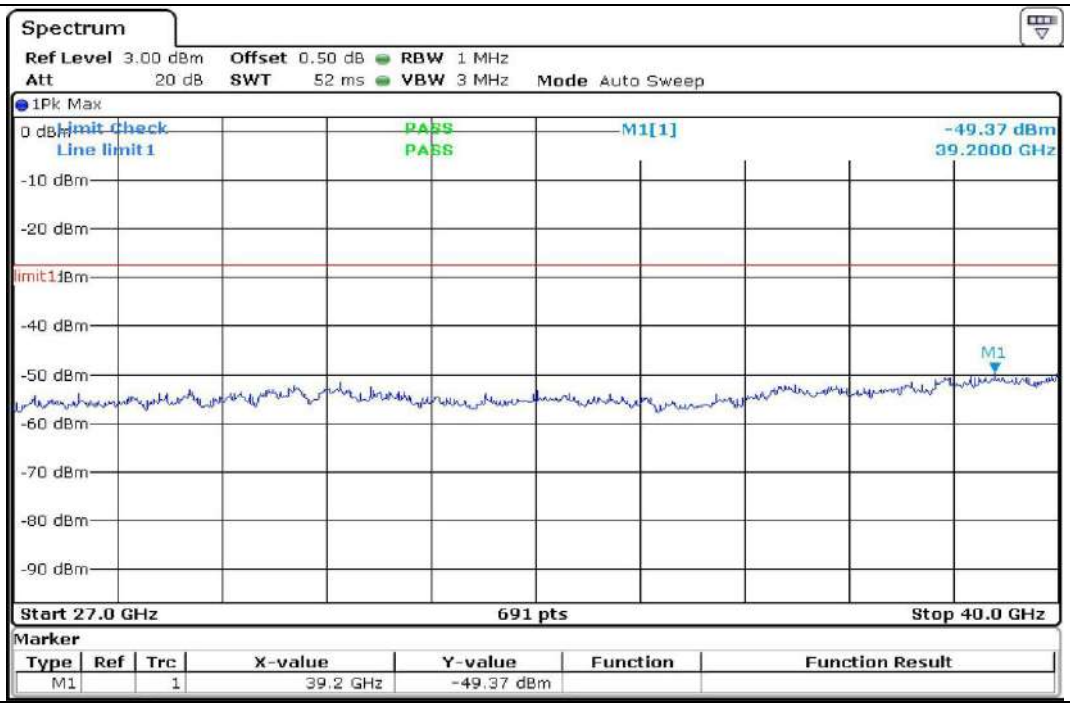

Plot No.174, Udyog Vihar Phase 4, Sector -18, Gurgaon -122016, Haryana, India

Contact: 0124-4235350, 4145343; e-mail: info @aaemtlabs.com; Website: www.aaemtlabs.com

ax20 5.745 GHz

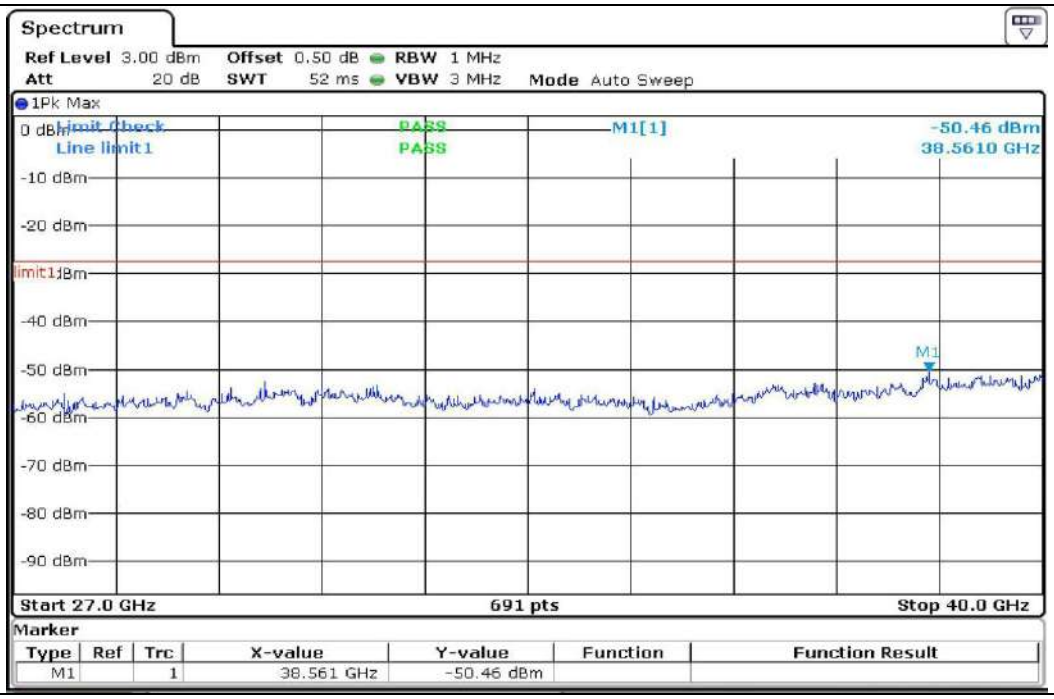

ax20 5.825 GHz

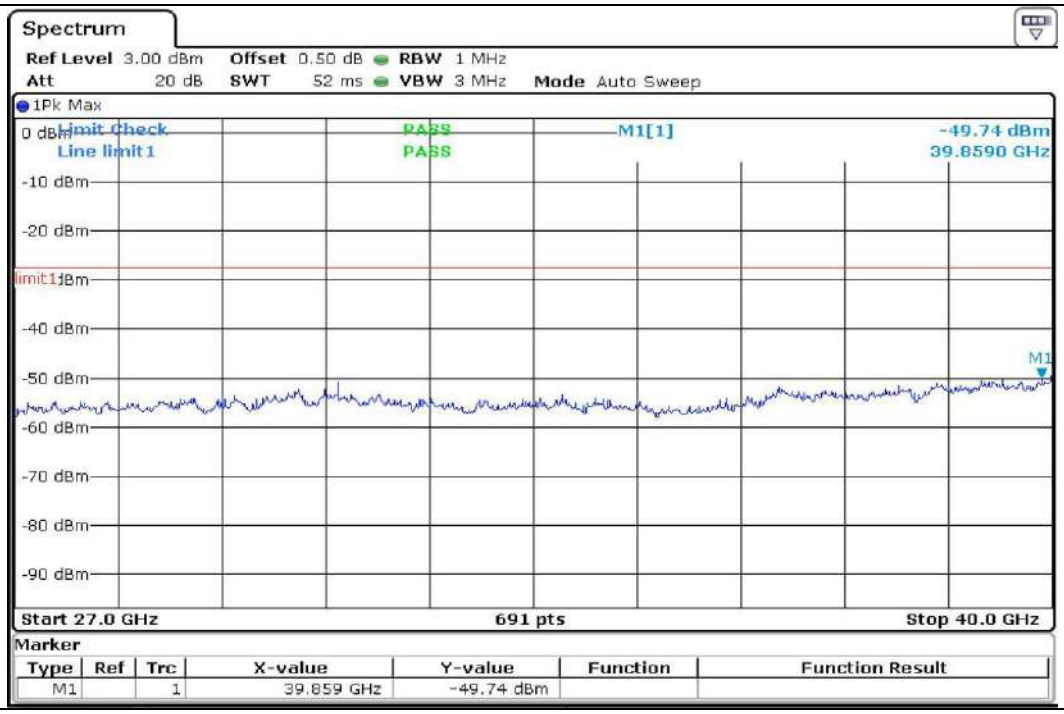

ax40 5.755 GHz

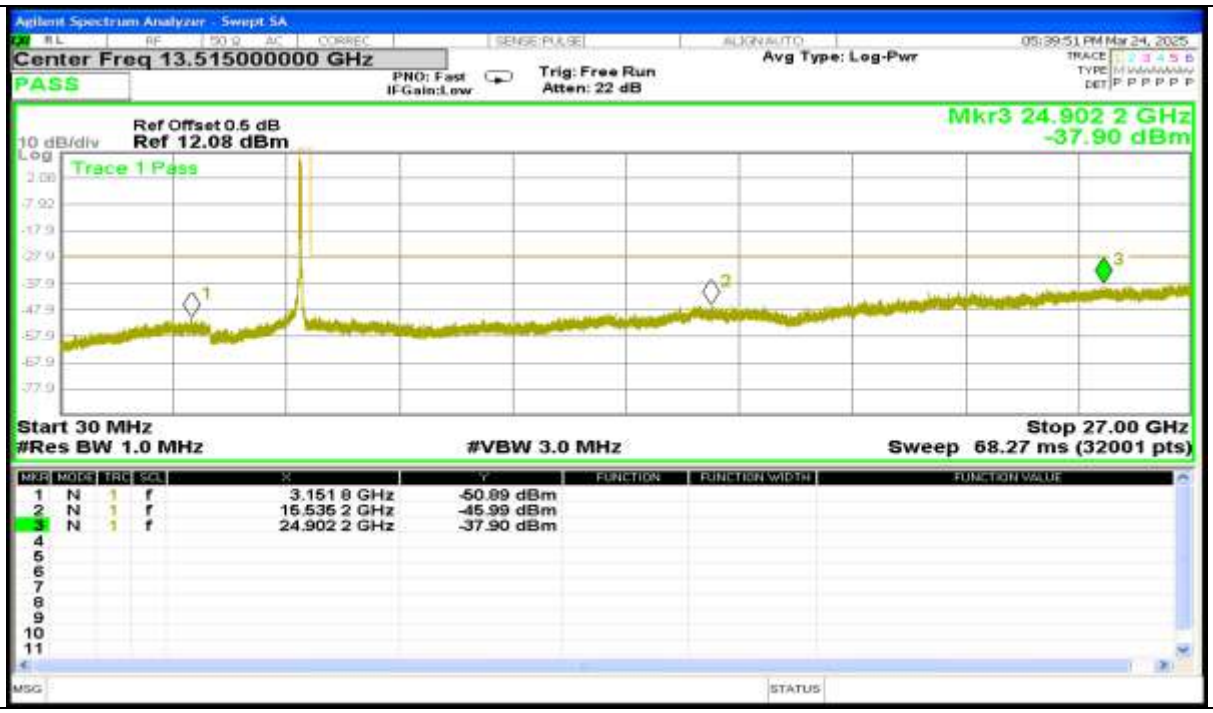

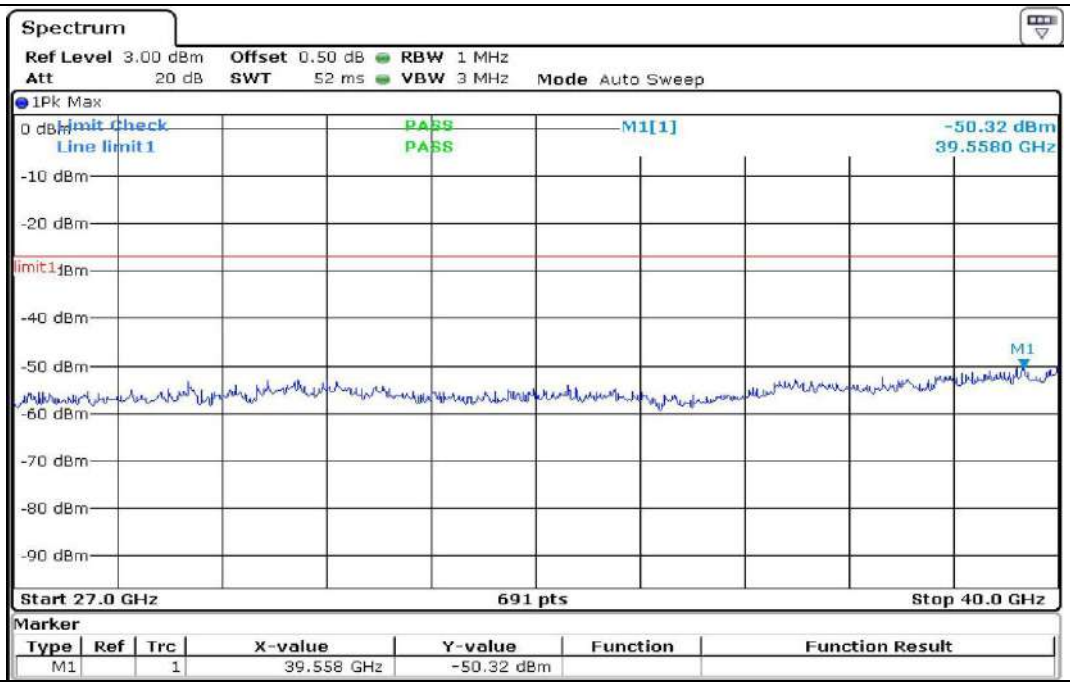

Plot No.174, Udyog Vihar Phase 4, Sector -18, Gurgaon -122016, Haryana, India

Contact: 0124-4235350, 4145343; e-mail: info @aaemtlabs.com; Website: www.aaemtlabs.com

ax40 5.795 GHz

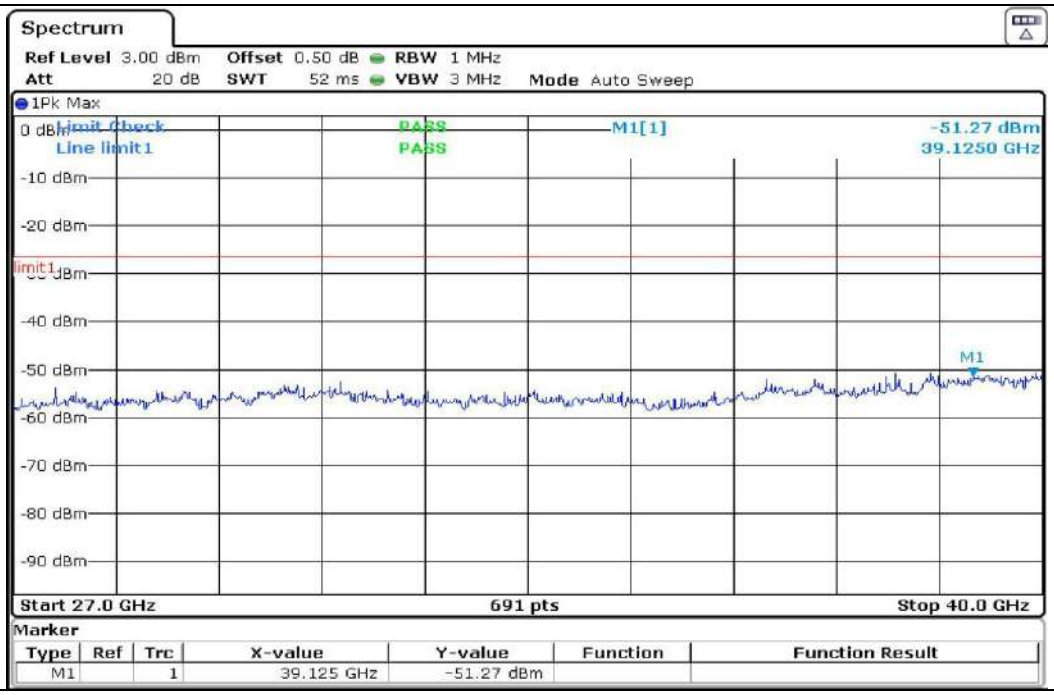

Plot No.174, Udyog Vihar Phase 4, Sector -18, Gurgaon -122016, Haryana, India

Contact: 0124-4235350, 4145343; e-mail: info @aaemtlabs.com; Website: www.aaemtlabs.com

ax80 5.775 GHz

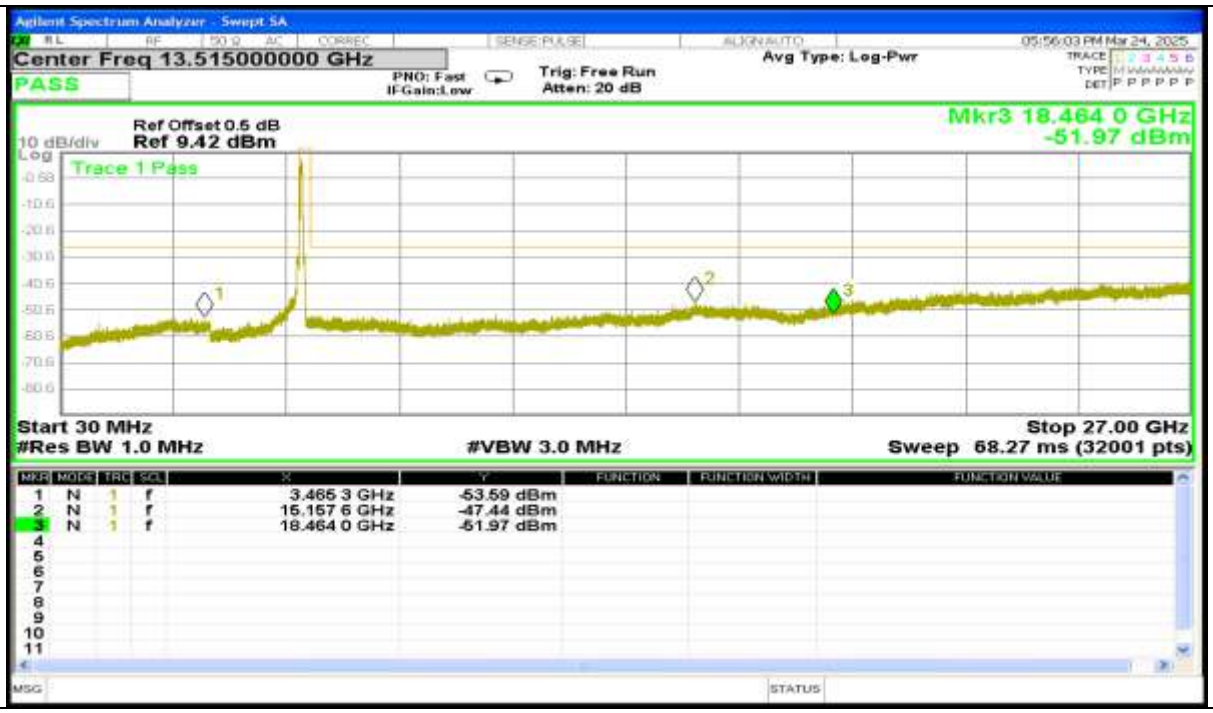

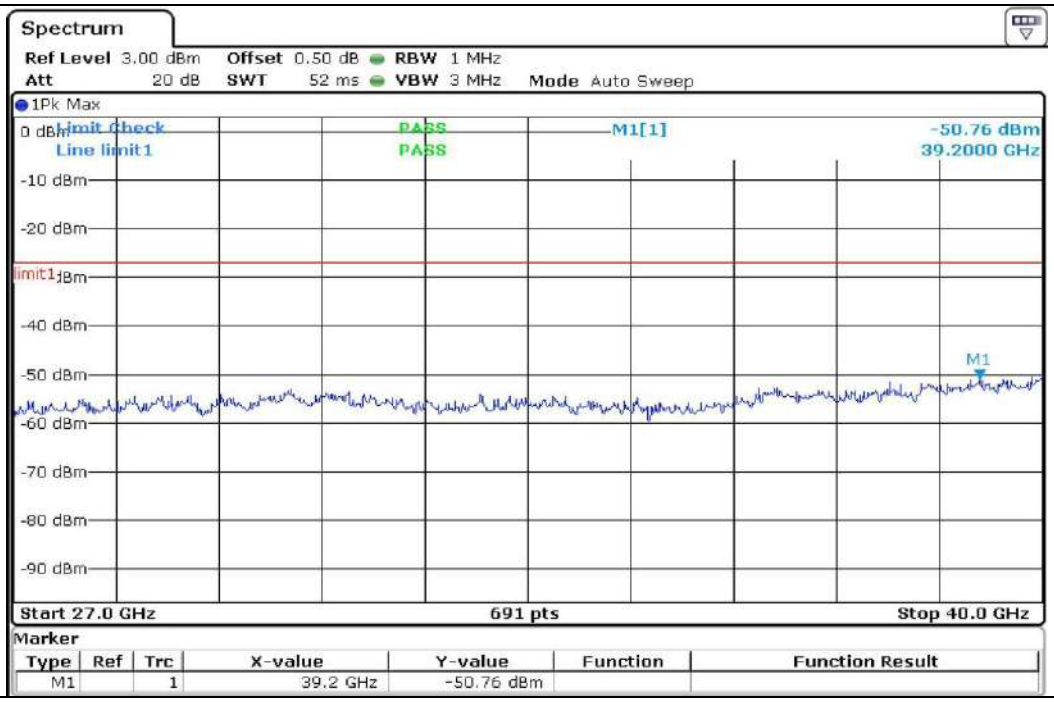

be20 5.745 GHz

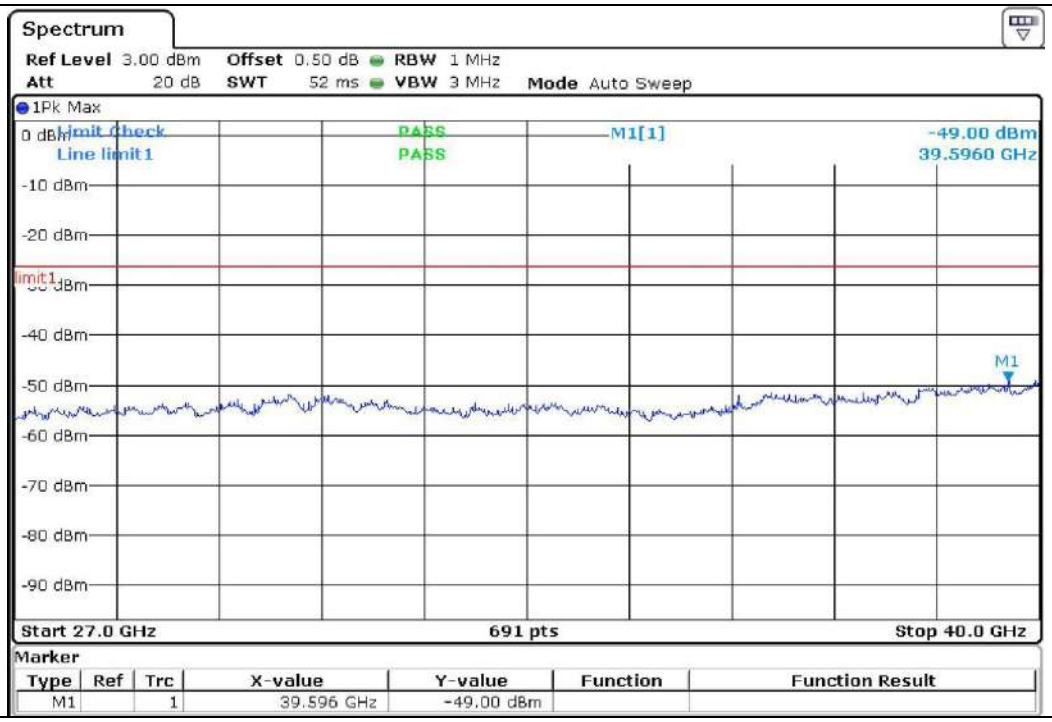

Plot No.174, Udyog Vihar Phase 4, Sector -18, Gurgaon -122016, Haryana, India

Contact: 0124-4235350, 4145343; e-mail: info @aaemtlabs.com; Website: www.aaemtlabs.com

be20 5.825 GHz

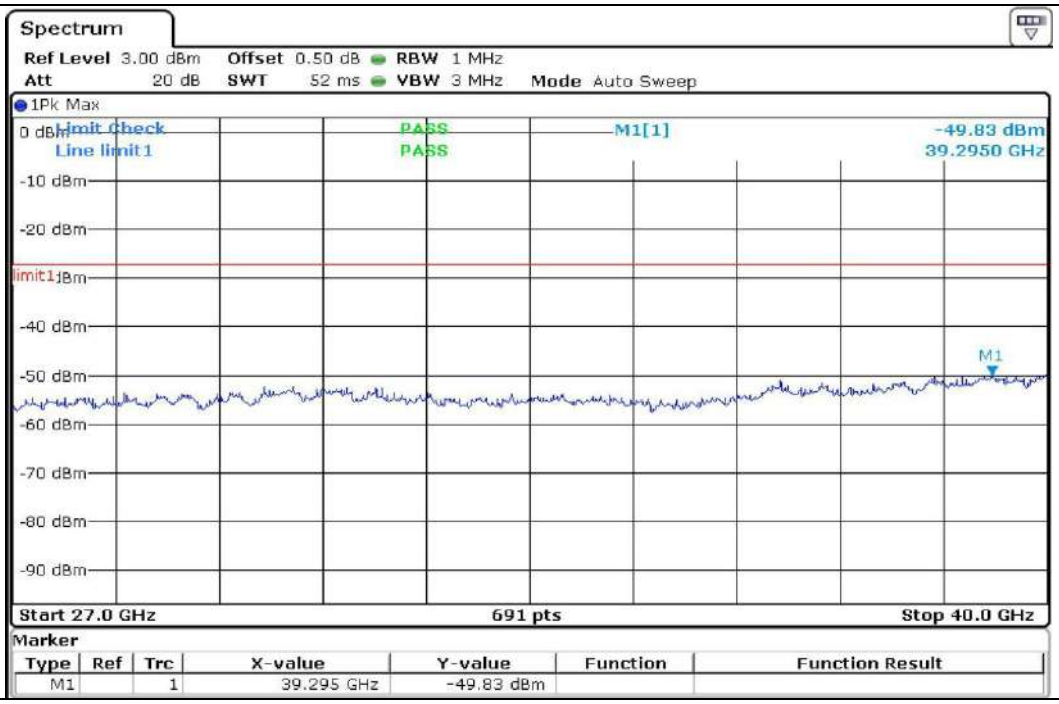

Plot No.174, Udyog Vihar Phase 4, Sector -18, Gurgaon -122016, Haryana, India

Contact: 0124-4235350, 4145343; e-mail: info @aaemtlabs.com; Website: www.aaemtlabs.com

be40 5.755 GHz

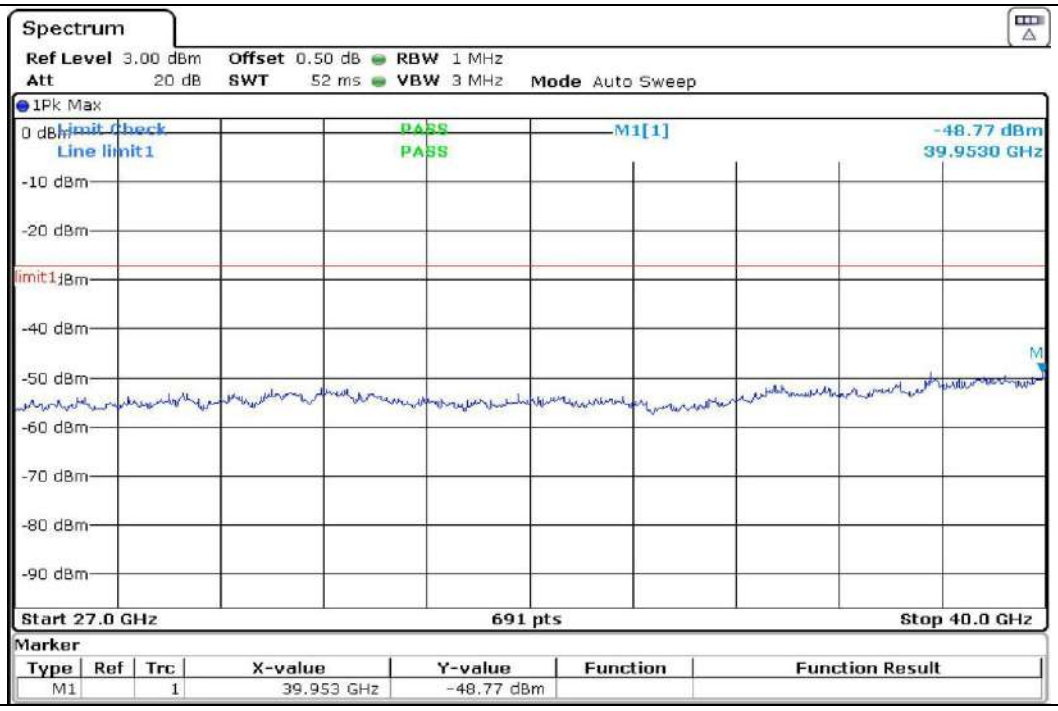

be40 5.795 GHz

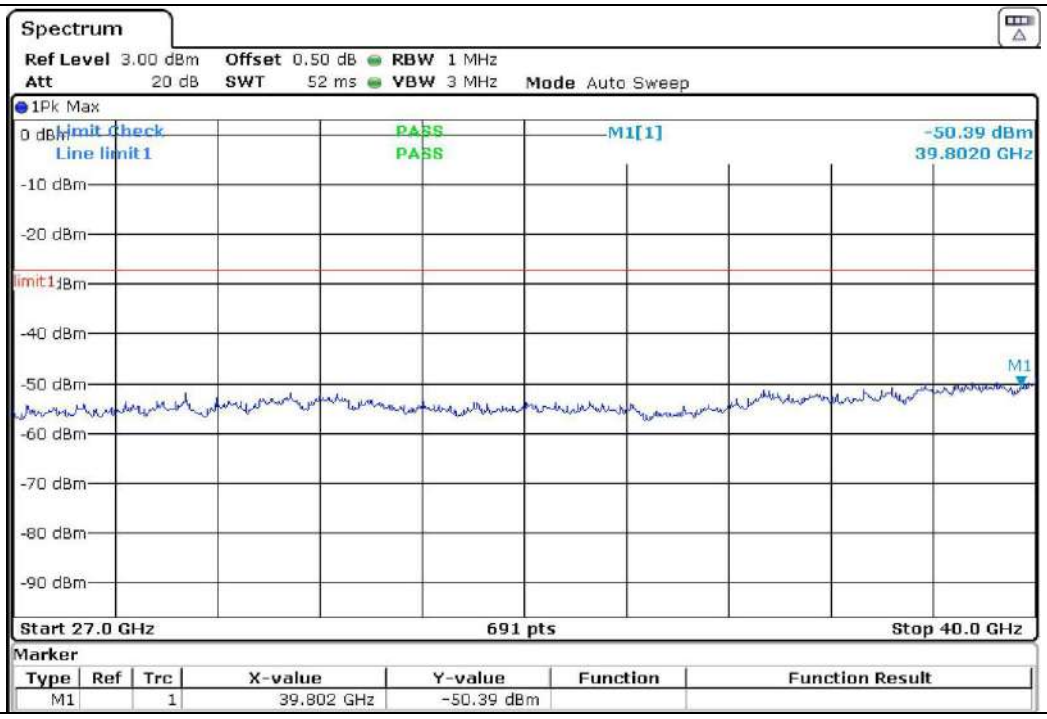

Plot No.174, Udyog Vihar Phase 4, Sector -18, Gurgaon -122016, Haryana, India

Contact: 0124-4235350, 4145343; e-mail: info @aaemtlabs.com; Website: www.aaemtlabs.com

be80 5.775 GHz

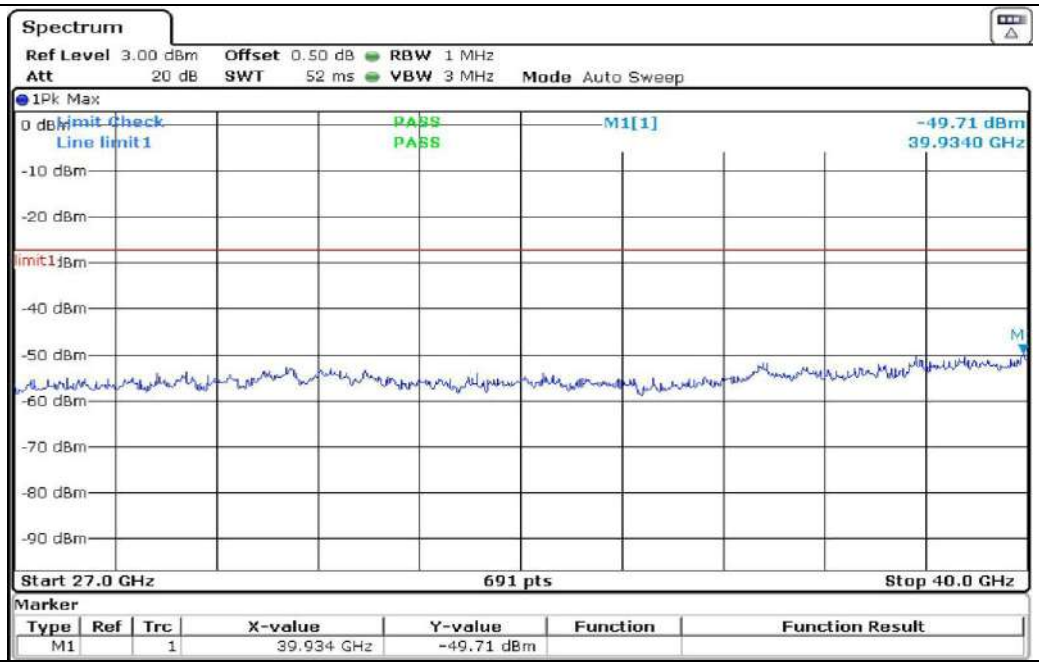

Plot No.174, Udyog Vihar Phase 4, Sector -18, Gurgaon -122016, Haryana, India

Contact: 0124-4235350, 4145343; e-mail: info @aaemtlabs.com; Website: www.aaemtlabs.com

MRU Antenna 1:

be80 5.210 GHz

802.11be EHT80_Nss1,(MCS0),RU484+RU242 MRU 3_2TX

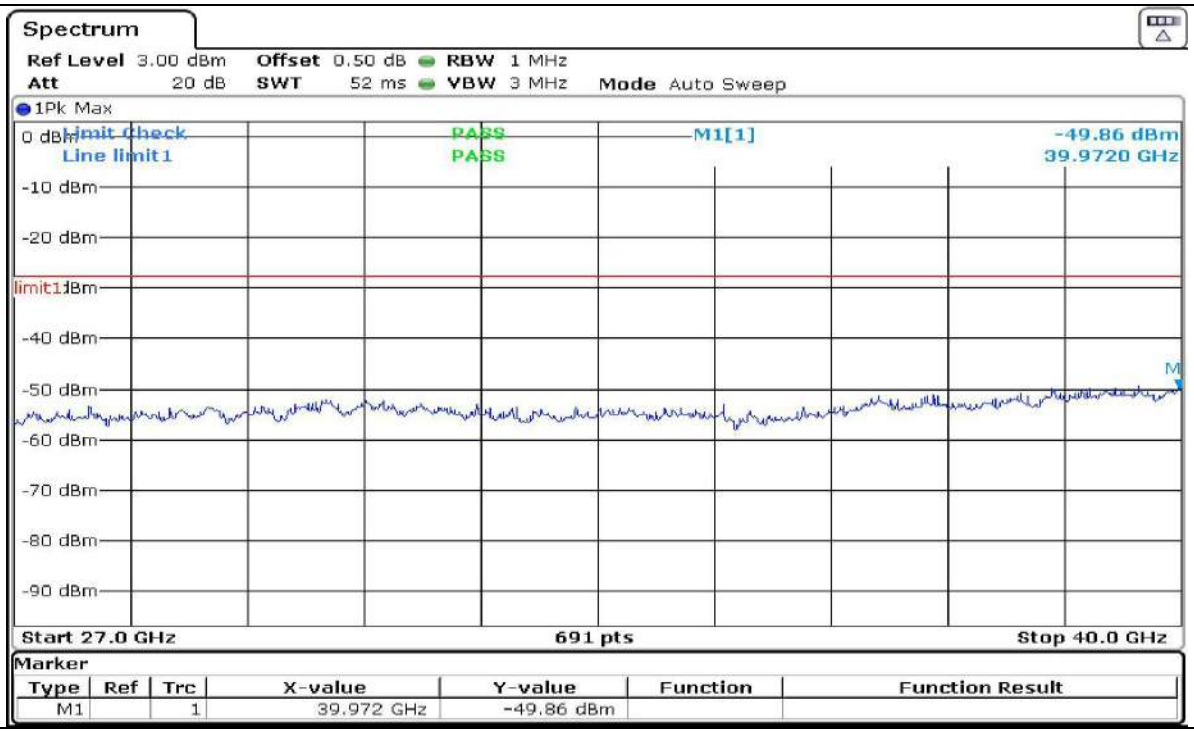

802.11be EHT80_Nss1,(MCS0),RU242+RU242 MRU 1_2TX

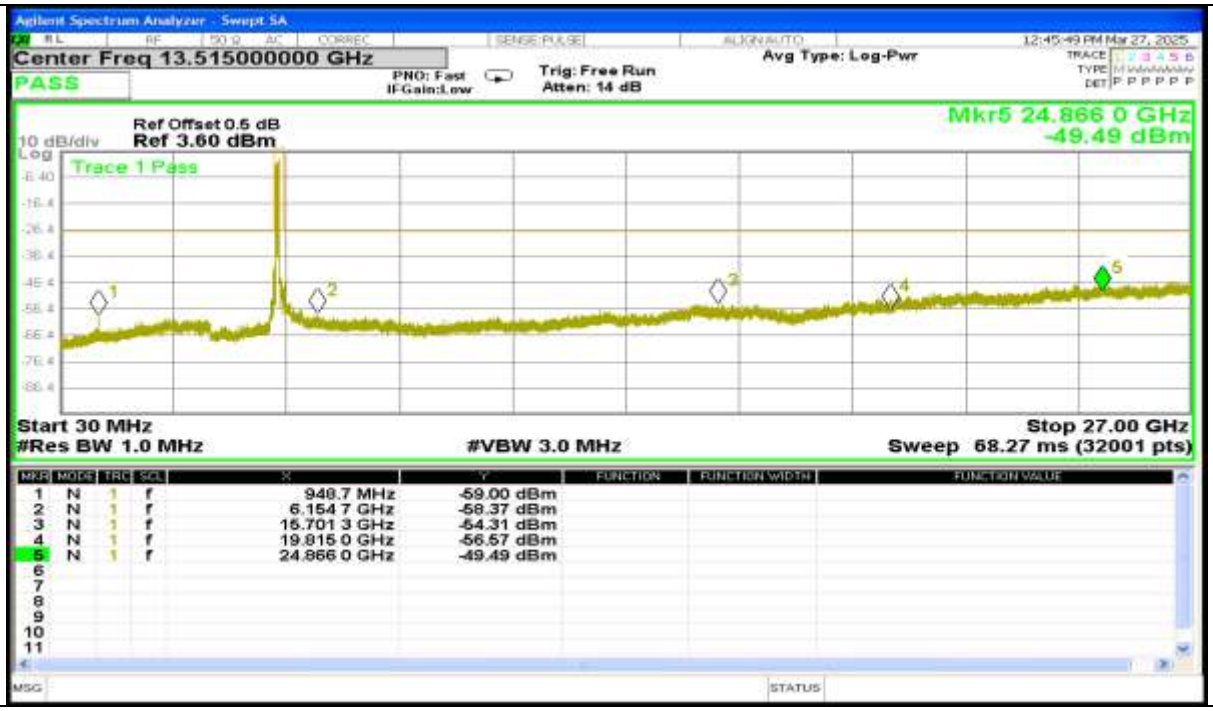

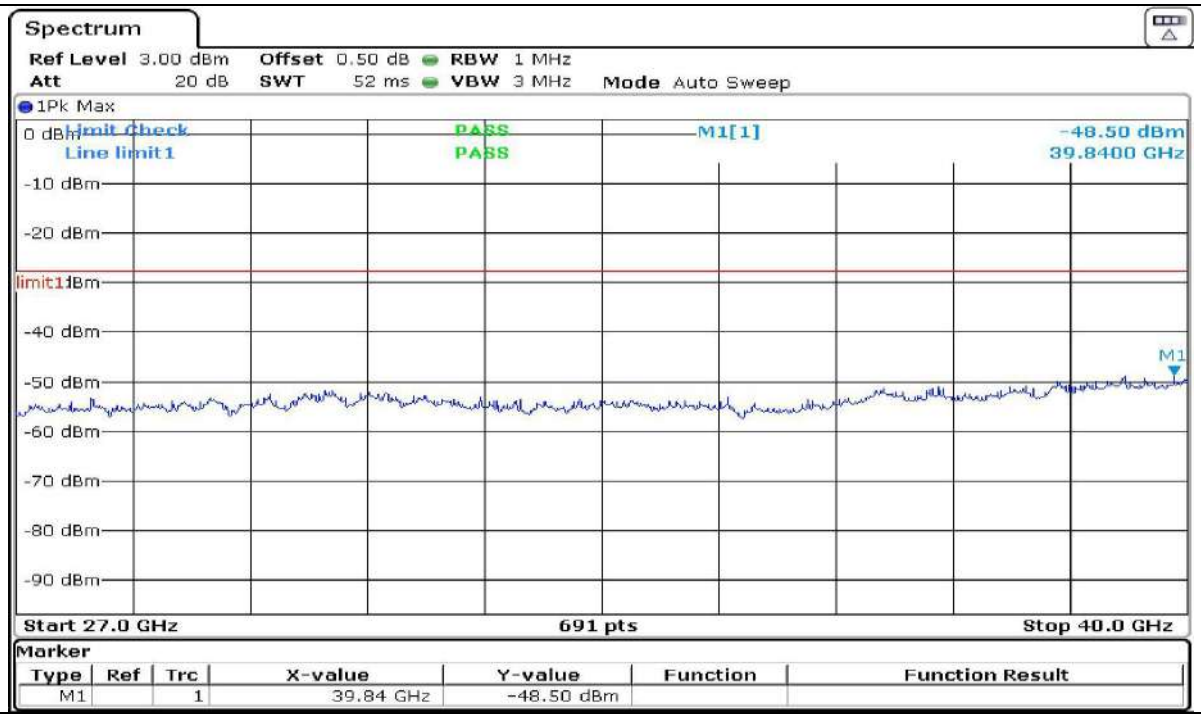

be80 5.290 GHz

802.11be EHT80_Nss1,(MCS0),RU484+RU242 MRU 3_2TX

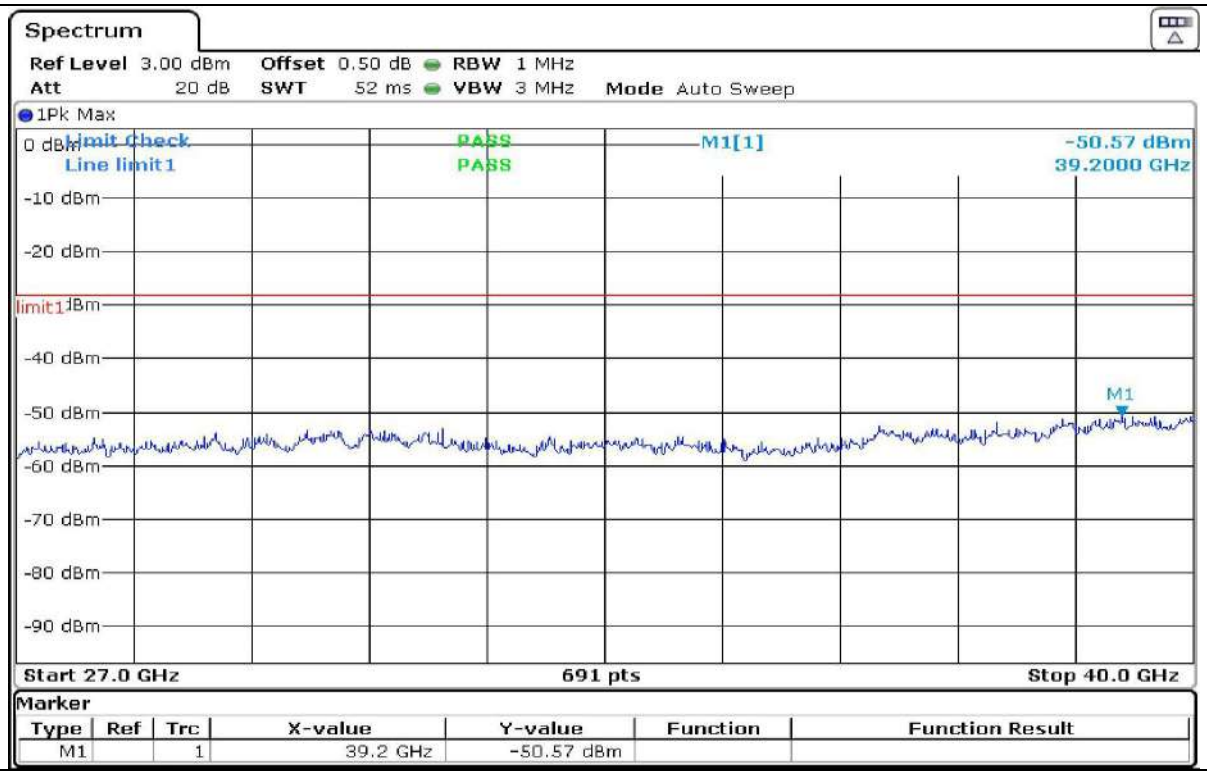

Plot No.174, Udyog Vihar Phase 4, Sector -18, Gurgaon -122016, Haryana, India

Contact: 0124-4235350, 4145343; e-mail: info @aaemtlabs.com; Website: www.aaemtlabs.com

802.11be EHT80_Nss1,(MCS0),RU242+RU242 MRU 1_2TX

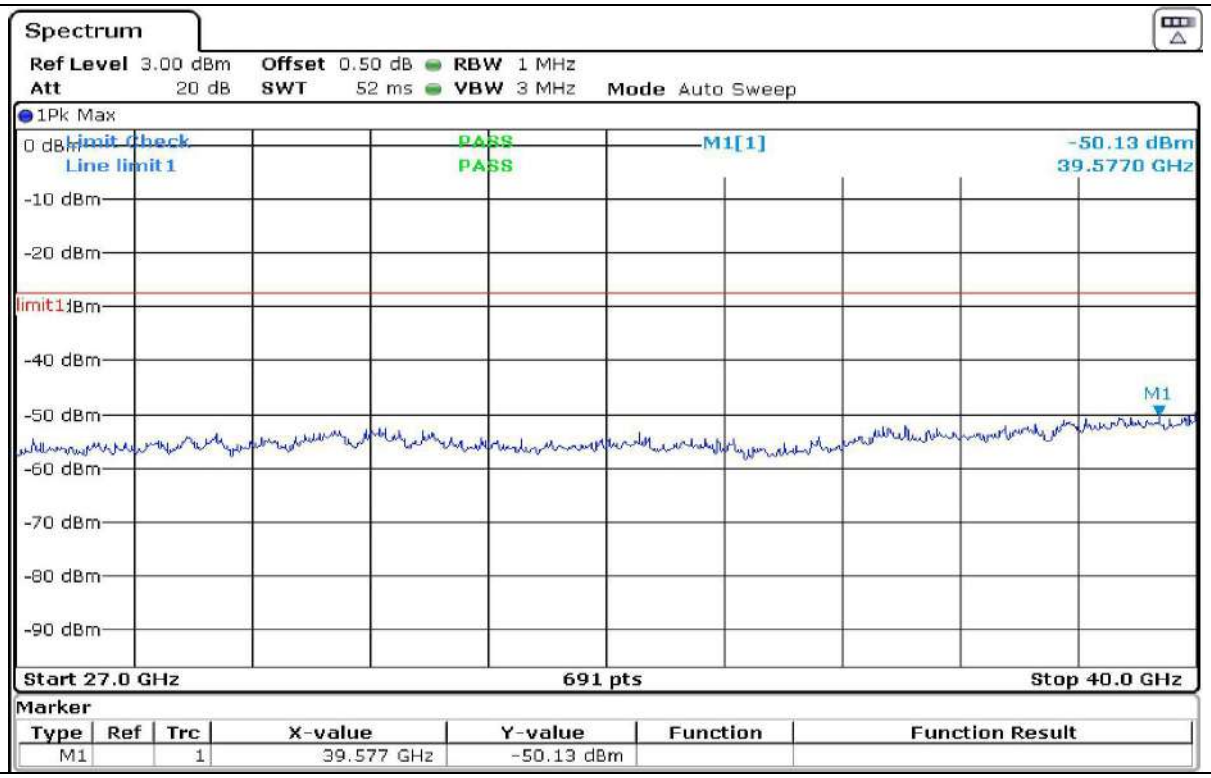

Plot No.174, Udyog Vihar Phase 4, Sector -18, Gurgaon -122016, Haryana, India

Contact: 0124-4235350, 4145343; e-mail: info @aaemtlabs.com; Website: www.aaemtlabs.com

be80 5.530 GHz

802.11be EHT80_Nss1,(MCS0),RU484+RU242 MRU 3_2TX

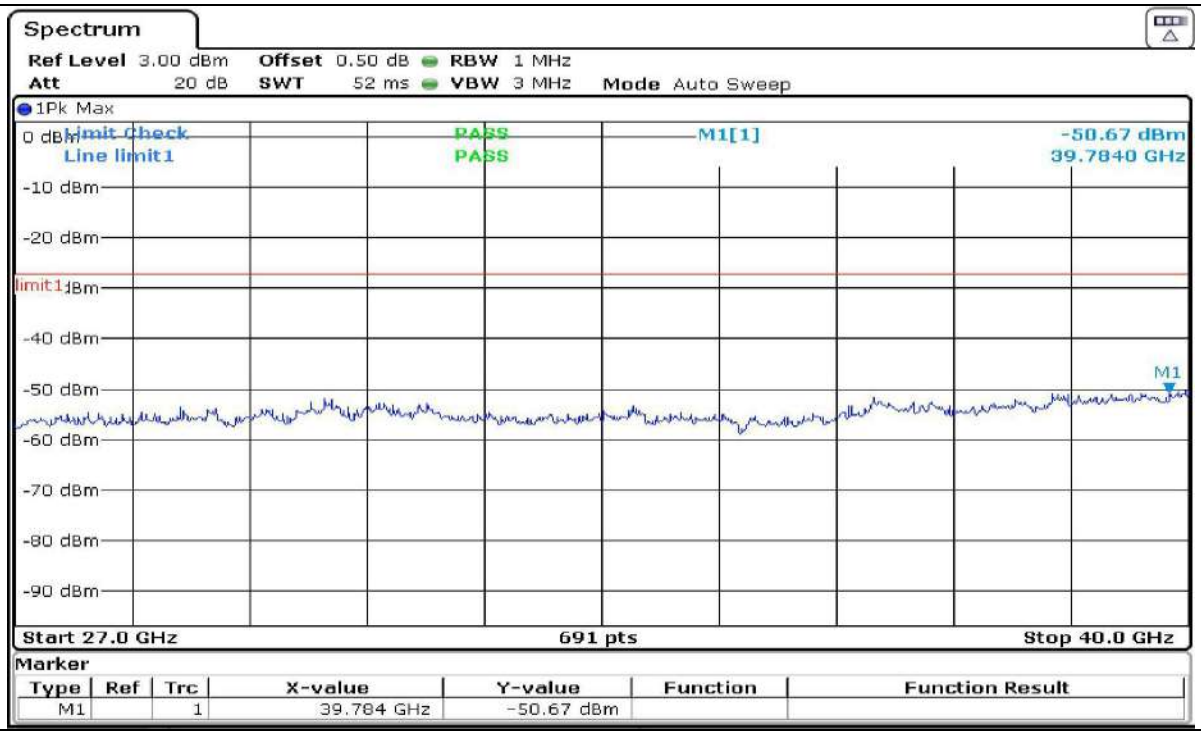

802.11be EHT80_Nss1,(MCS0),RU242+RU242 MRU 1_2TX

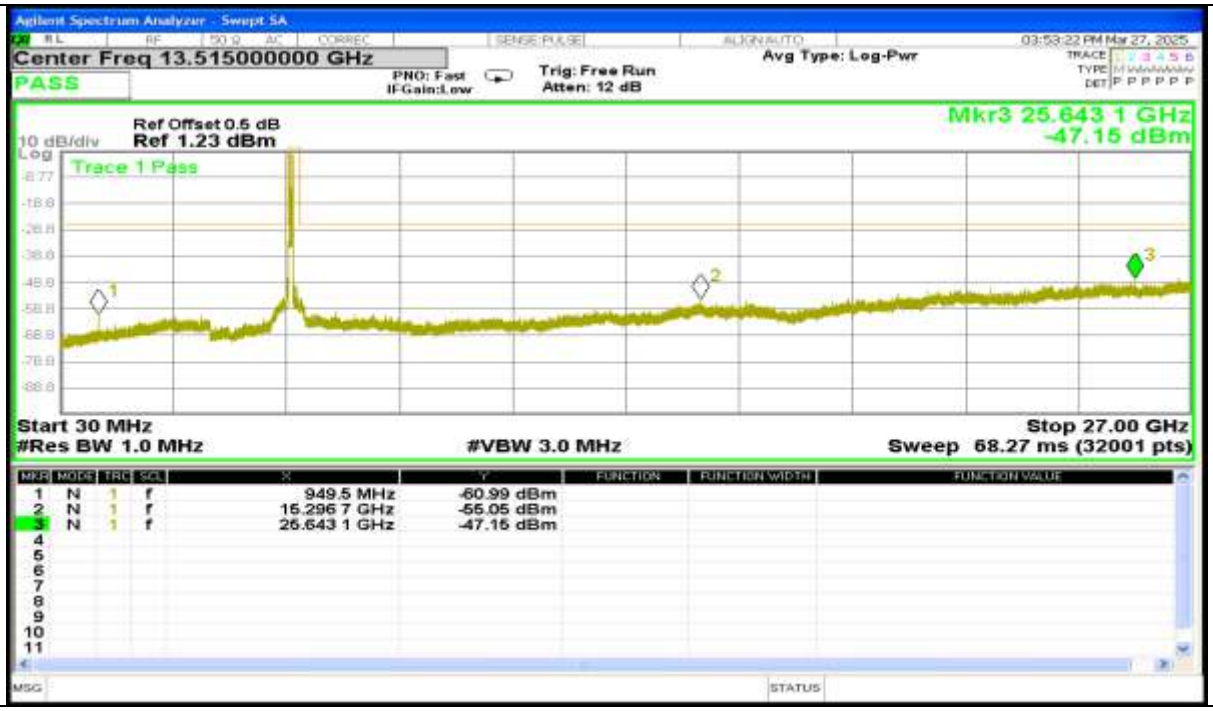

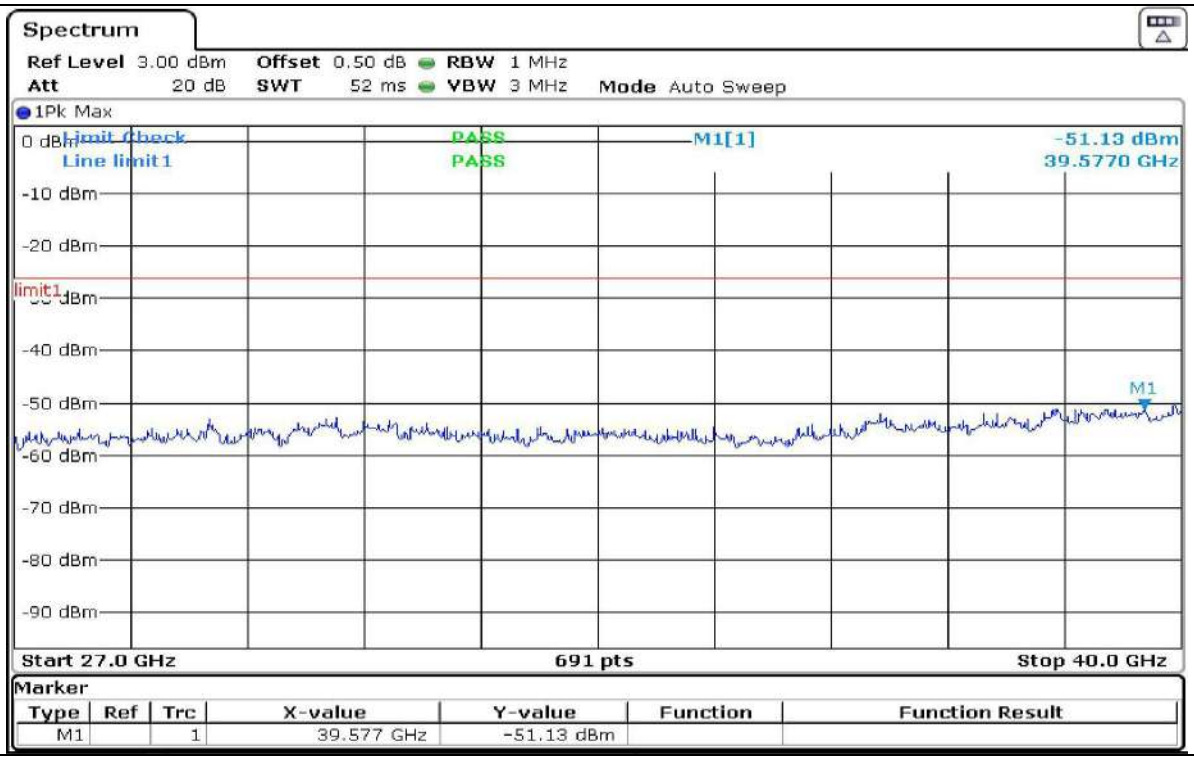

be80 5.610 GHz

802.11be EHT80_Nss1,(MCS0),RU484+RU242 MRU 3_2TX

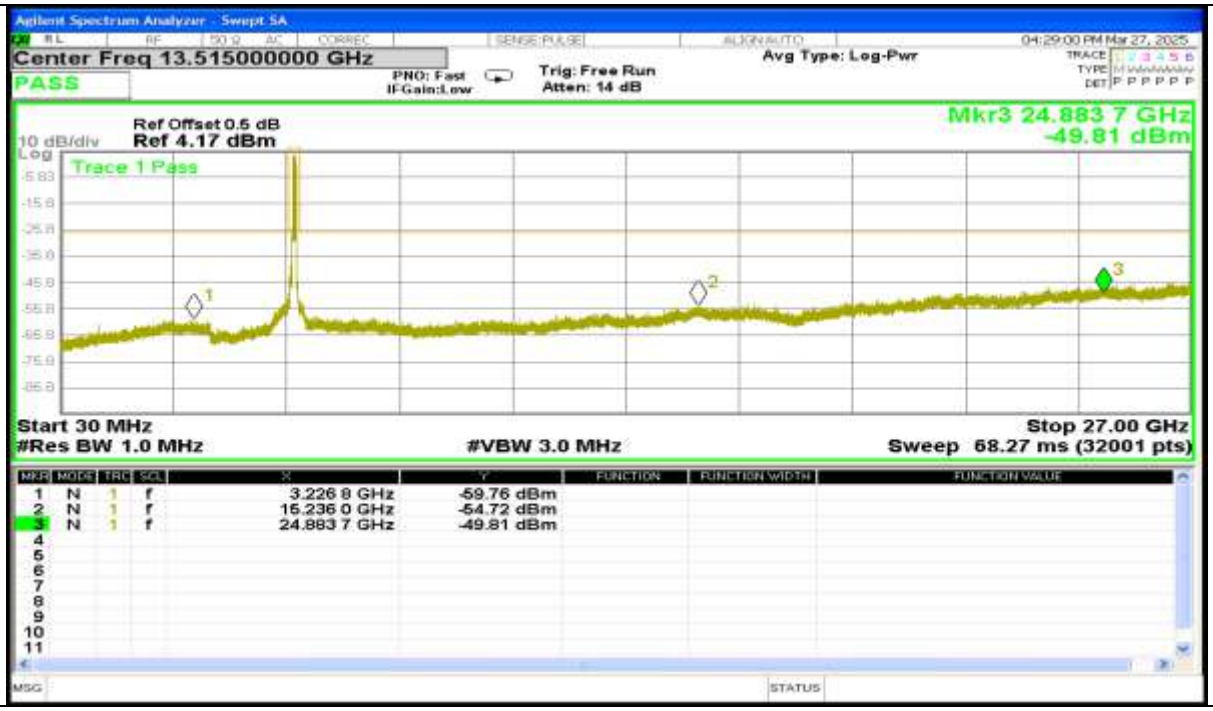

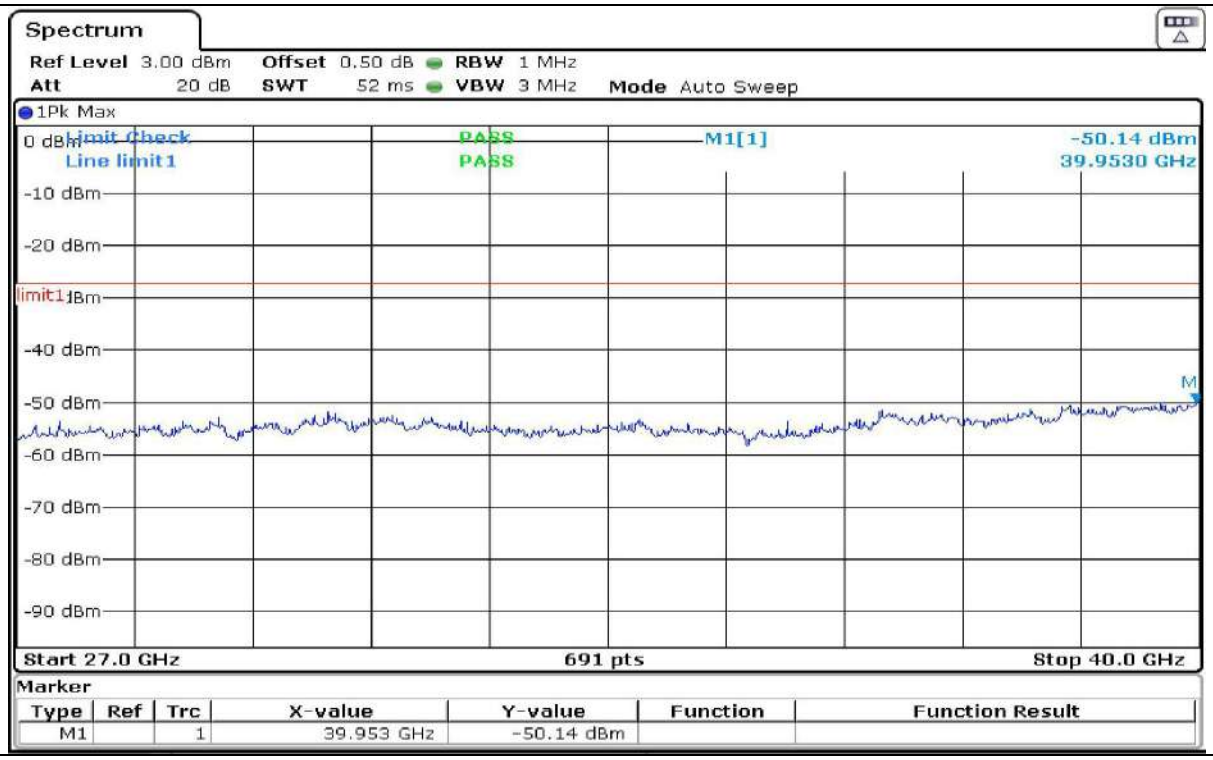

Plot No.174, Udyog Vihar Phase 4, Sector -18, Gurgaon -122016, Haryana, India

Contact: 0124-4235350, 4145343; e-mail: info @aaemtlabs.com; Website: www.aaemtlabs.com

802.11be EHT80_Nss1,(MCS0),RU242+RU242 MRU 1_2TX

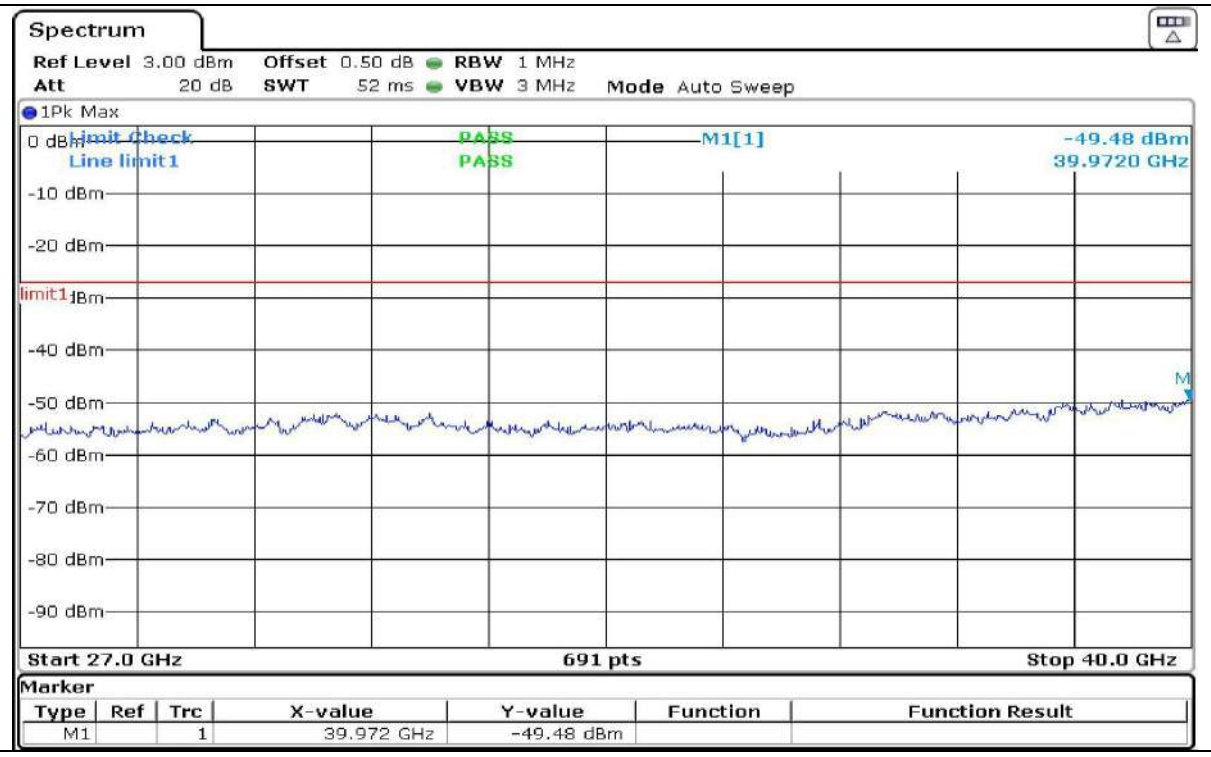

be160 5.570 GHz

802.11be EHT160_Nss1,(MCS0),RU996+RU484 MRU 2_2TX

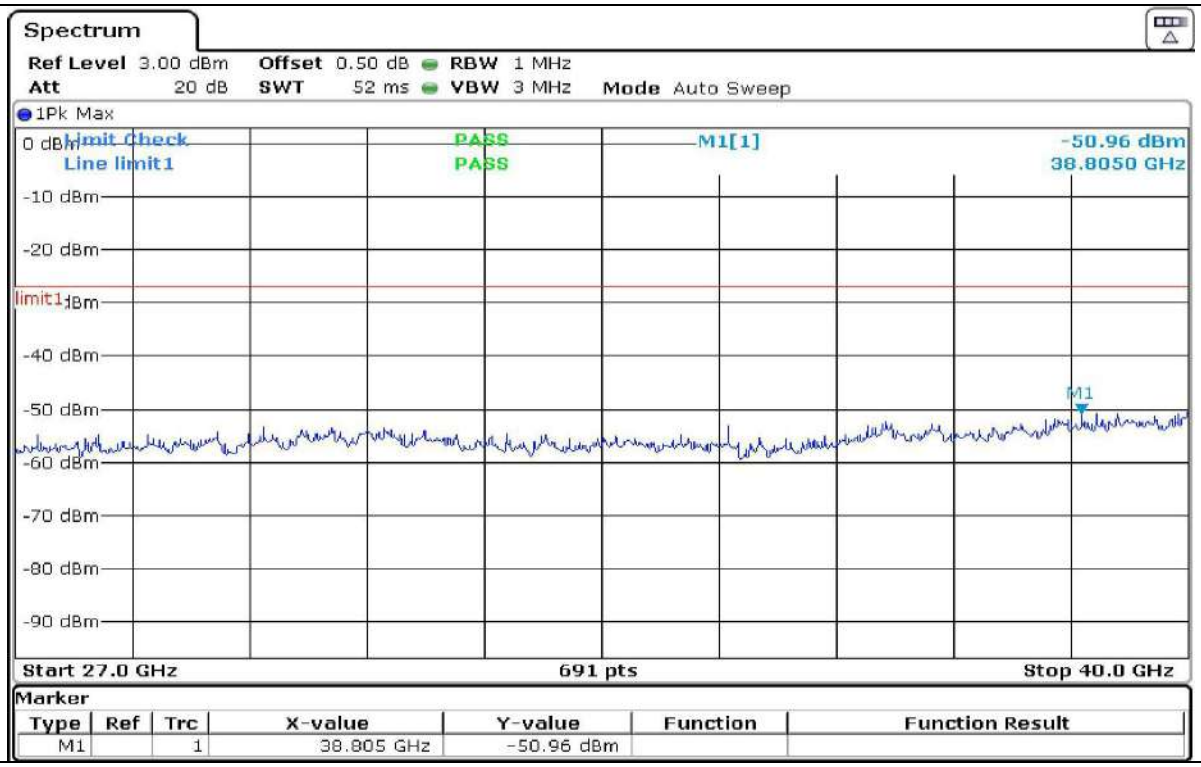

802.11be EHT160_Nss1,(MCS0),RU484+3xRU242 MRU 1_2TX

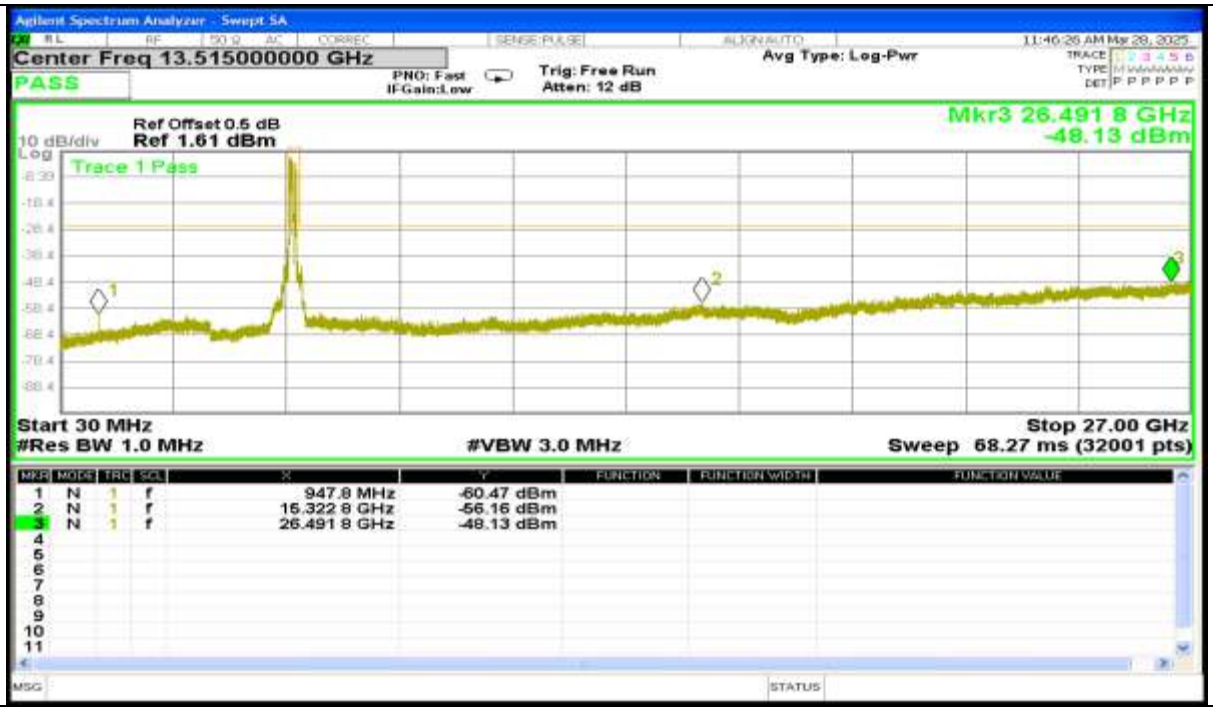

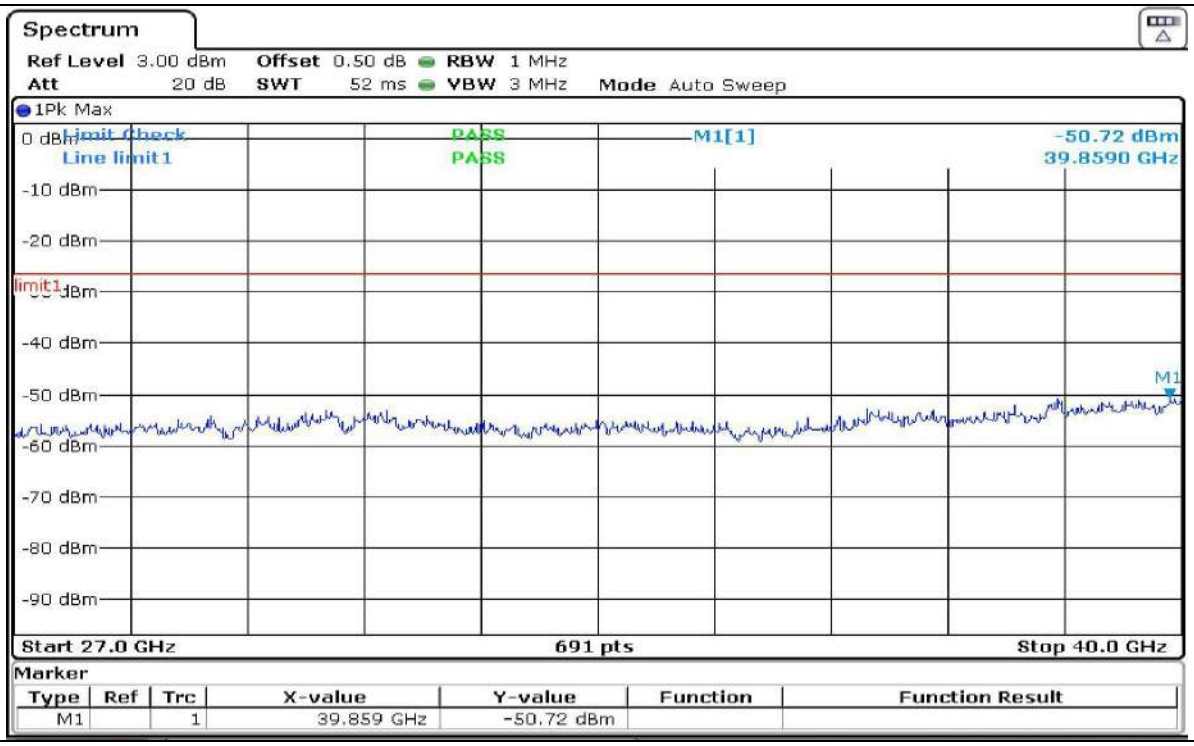

Plot No.174, Udyog Vihar Phase 4, Sector -18, Gurgaon -122016, Haryana, India

Contact: 0124-4235350, 4145343; e-mail: info @aaemtlabs.com; Website: www.aaemtlabs.com

802.11be EHT160_Nss1,(MCS0),RU484+RU484 MRU 1_2TX

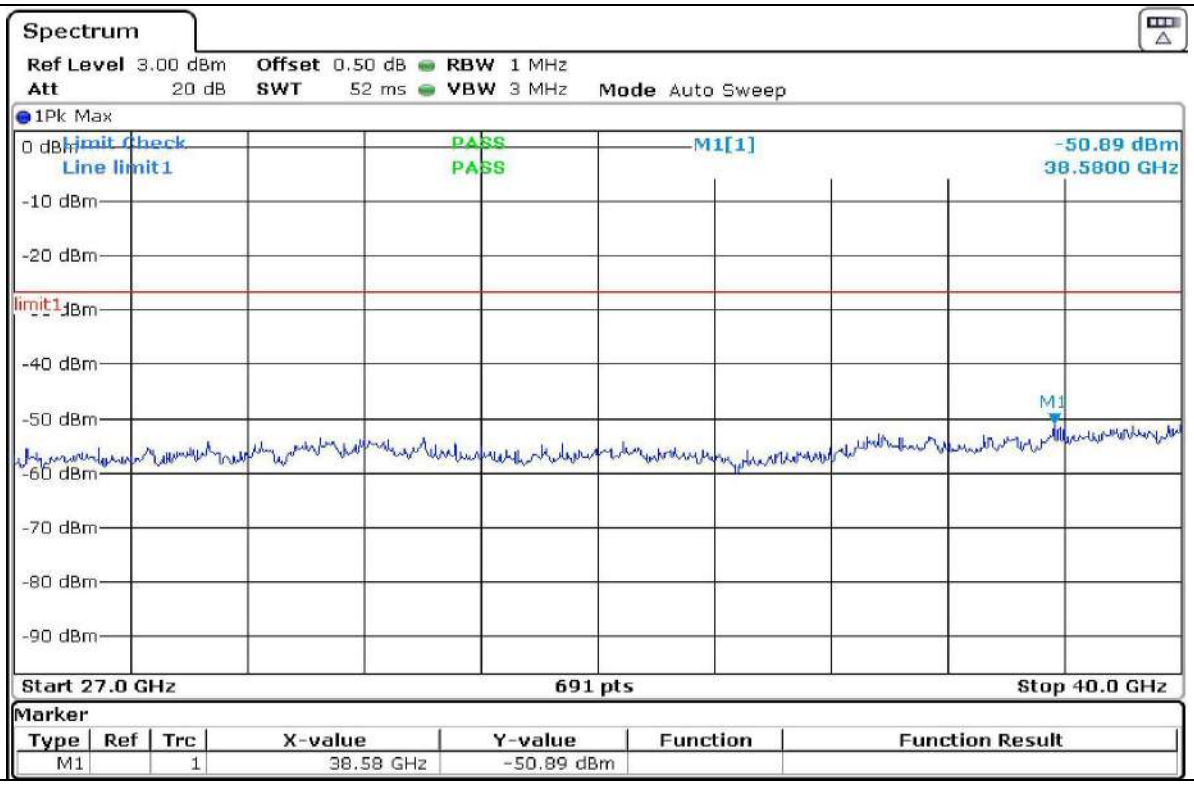

be80 5.775 GHz

802.11be EHT80_Nss1,(MCS0),RU484+RU242 MRU 3_2TX

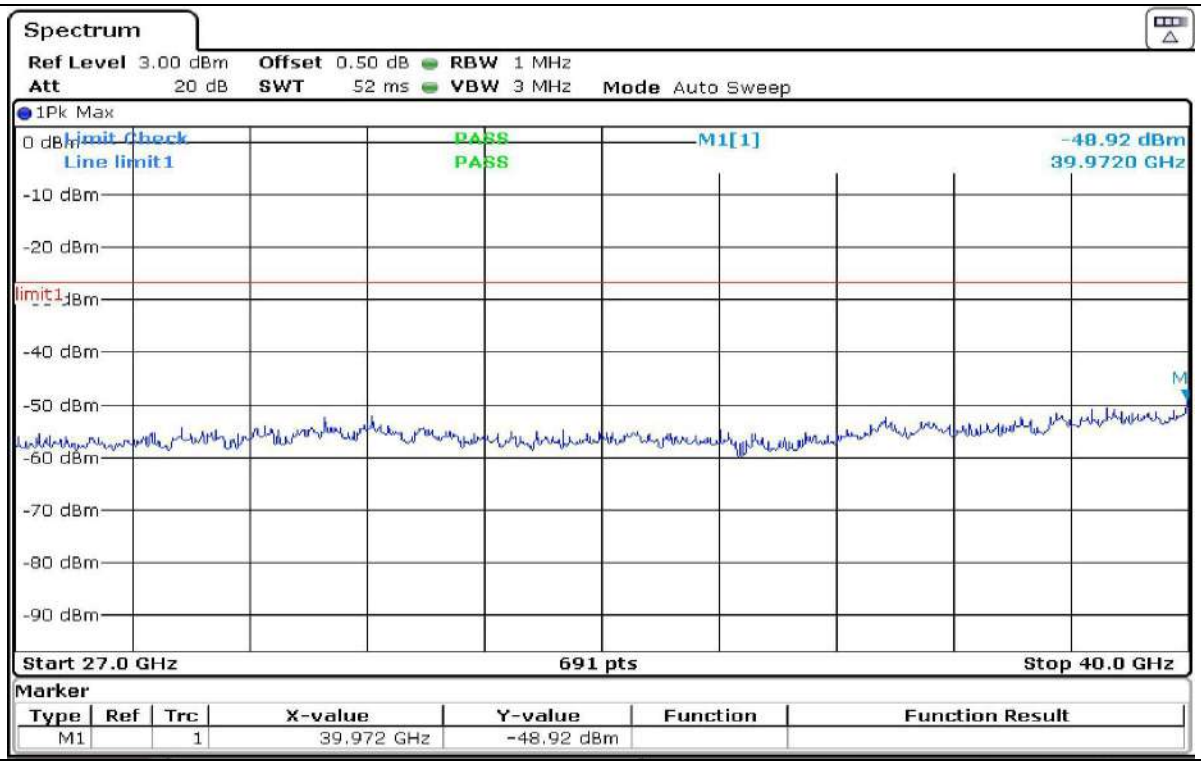

Plot No.174, Udyog Vihar Phase 4, Sector -18, Gurgaon -122016, Haryana, India

Contact: 0124-4235350, 4145343; e-mail: info @aaemtlabs.com; Website: www.aaemtlabs.com

802.11be EHT80_Nss1,(MCS0),RU242+RU242 MRU 1_2TX

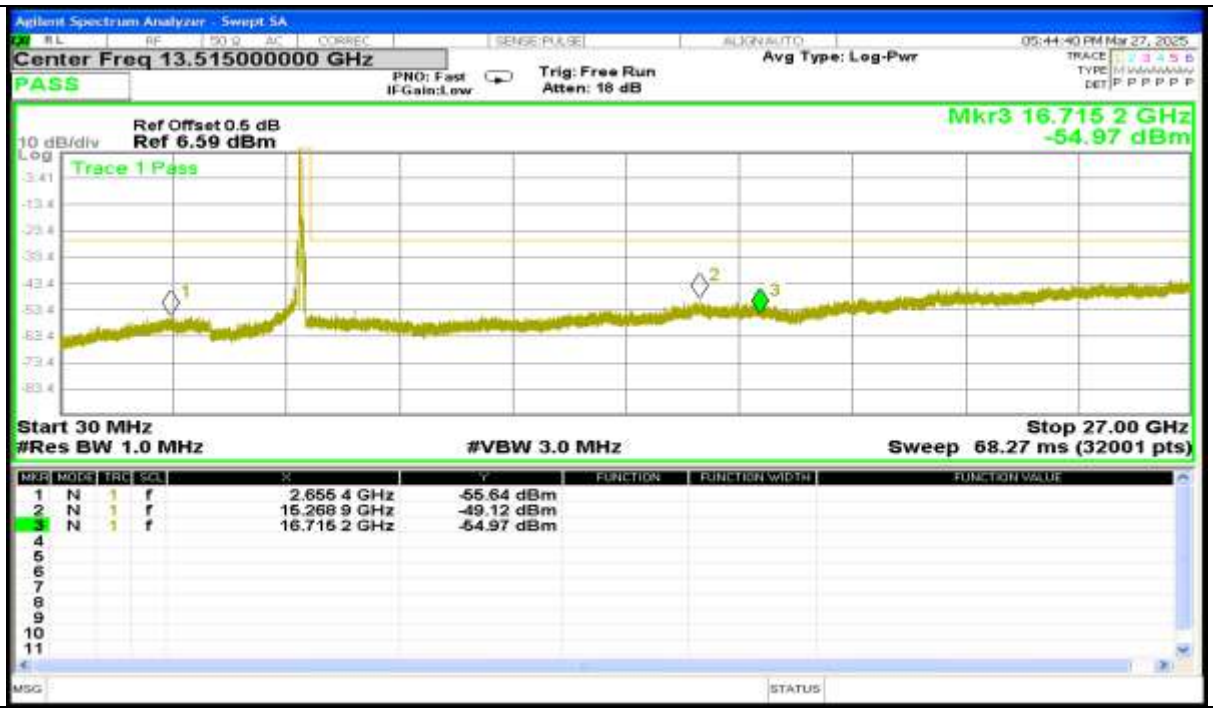

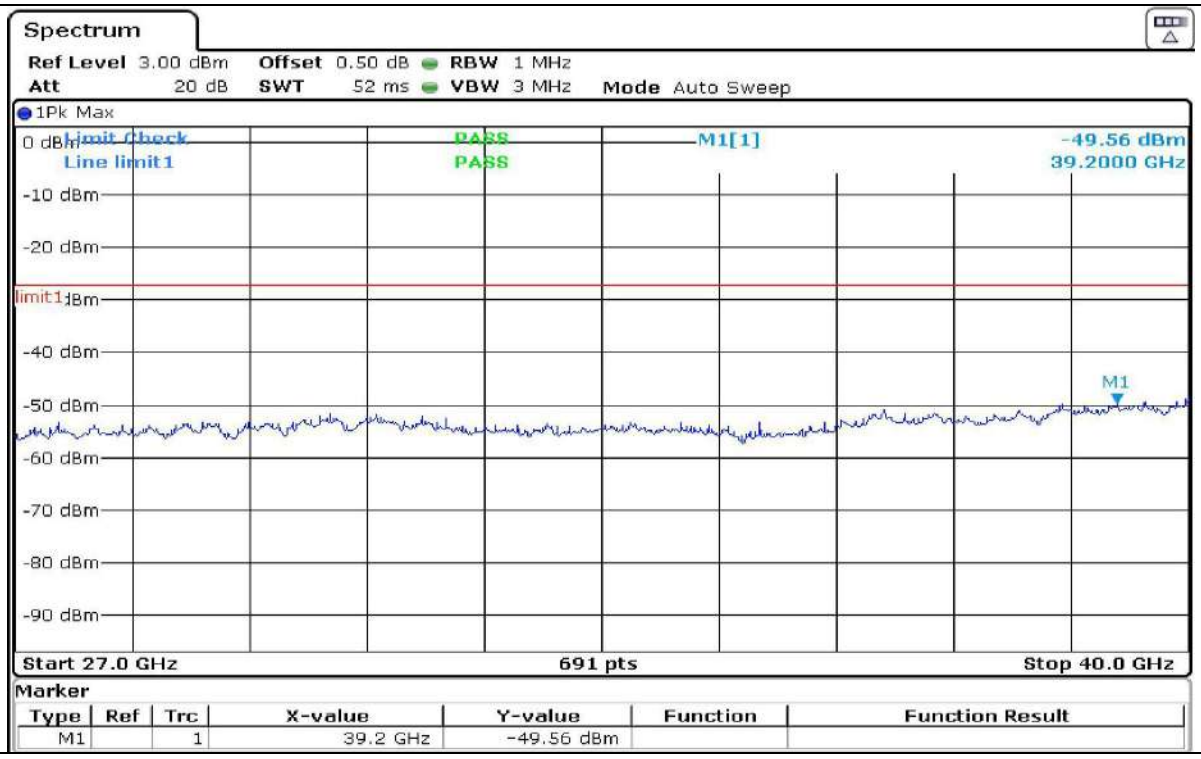

Plot No.174, Udyog Vihar Phase 4, Sector -18, Gurgaon -122016, Haryana, India

Contact: 0124-4235350, 4145343; e-mail: info @aaemtlabs.com; Website: www.aaemtlabs.com

11. ANTENNA REQUIREMENTS

11.1. Limit

15.203 requirement: For intentional device, according to 15.203: an intentional radiator shall be designed to ensure that no antenna other than that furnished by the responsible party shall be used with the device.

11.2. EUT ANTENNA

The antennas used for this product are Metal Stamp Antenna and that no antenna other than that furnished by the responsible party shall be used with the device, the maximum peak gain of the transmit antenna is 5.5 dBi. and the antenna connector is designed with permanent attachment and no consideration of replacement. Therefore the EUT is considered sufficient to comply with the provision.

.

Antenna	Brand	Model Name	Antenna Type	Connector	Support	Radio	Antenna Gain (dBi)
Antenna 0	VVDN	601-1-1 1579	Metal Stamp Antanna	UFL	5.18G to 5.865G	Radio1-5 GHz	5.5
Antenna 1	VVDN	601-1-1 1579	Metal Stamp Antanna	UFL	5.18G to 5.865G	Radio1-5 GHz	5.5

Plot No.174, Udyog Vihar Phase 4, Sector -18, Gurgaon -122016, Haryana, India

Contact: 0124-4235350, 4145343; e-mail: info @aaemtlabs.com; Website: www.aaemtlabs.com

Annexure:1 (Power Table)

Band 1

Frequency (MHz)	Mode	Data rate	Power setting	DG (dBi)	Antenna 1 (dBm)	Antenna 2 (dBm)	Total Power (dBm)	Power Limit (dBm)	EIRP (dBm)	EIRP Limit (dBm)	Result
5180	802.11a_20 MHz (CDD Mode)	6mbps	20	5.5	19.07	18.51	21.81	30	27.31	36	Pass
5200	802.11a_20 MHz (CDD Mode)	6mbps	20	5.5	19.48	19.02	22.27	30	27.77	36	Pass
5240	802.11a_20 MHz (CDD Mode)	6mbps	20	5.5	20.52	19.94	23.25	30	28.75	36	Pass
5180	802.11n_20 MHz (CDD Mode)	MCS0	20	5.5	19.17	18.49	21.85	30	27.35	36	Pass
5200	802.11n_20 MHz (CDD Mode)	MCS0	20	5.5	19.35	18.96	22.17	30	27.67	36	Pass
5240	802.11n_20 MHz (CDD Mode)	MCS0	20	5.5	20.66	20.00	23.35	30	28.85	36	Pass
5180	802.11ac_20MHz (CDD Mode)	MCS0	20	5.5	19.25	18.56	21.93	30	27.43	36	Pass
5200	802.11ac_20MHz (CDD Mode)	MCS0	20	5.5	19.37	18.90	22.15	30	27.65	36	Pass
5240	802.11ac_20MHz (CDD Mode)	MCS0	20	5.5	20.46	20.05	23.27	30	28.77	36	Pass
5180	802.11ax_20 MHz (CDD Mode)	MCS0	20	5.5	19.12	18.73	21.94	30	27.44	36	Pass
5200	802.11ax_20 MHz (CDD Mode)	MCS0	20	5.5	19.46	18.99	22.24	30	27.74	36	Pass
5240	802.11ax_20 MHz (CDD Mode)	MCS0	20	5.5	20.56	20.20	23.39	30	28.89	36	Pass
5180	802.11be_20 MHz (CDD Mode)	MCS0	20	5.5	19.12	19.22	22.18	30	27.68	36	Pass
5200	802.11be_20 MHz (CDD Mode)	MCS0	20	5.5	18.37	18.37	21.38	30	26.88	36	Pass
5240	802.11be_20 MHz (CDD Mode)	MCS0	20	5.5	19.47	19.47	22.48	30	27.98	36	Pass
5190	802.11n_40 MHz (CDD Mode)	MCS0	19	5.5	18.74	19.31	22.04	30	27.54	36	Pass
5230	802.11n_40 MHz (CDD Mode)	MCS0	19	5.5	20.33	20.36	23.35	30	28.85	36	Pass
5190	802.11ac_40 MHz (CDD Mode)	MCS0	19	5.5	18.26	18.96	21.63	30	27.13	36	Pass
5230	802.11ac_40	MCS0	19	5.5	20.36	20.52	23.45	30	28.95	36	Pass

	MHz (CDD Mode)										
5190	802.11ax_40 MHz (CDD Mode)	MCS0	19	5.5	18.66	19.31	22.01	30	27.51	36	Pass
5230	802.11ax_40 MHz (CDD Mode)	MCS0	19	5.5	19.41	20.38	22.93	30	28.43	36	Pass
5190	802.11be_40 MHz (CDD Mode)	MCS0	19	5.5	17.46	19.08	21.36	30	26.86	36	Pass
5230	802.11be_40 MHz (CDD Mode)	MCS0	19	5.5	19.59	20.15	22.89	30	28.39	36	Pass
5210	802.11ac_80 MHz (CDD Mode)	MCS0	19	5.5	18.71	18.93	21.83	30	27.33	36	Pass
5210	802.11ax_80 MHz (CDD Mode)	MCS0	19	5.5	18.69	19.41	22.08	30	27.58	36	Pass
5210	802.11be_80 MHz (CDD Mode)	MCS0	19	5.5	18.79	18.74	21.77	30	27.27	36	Pass
Note: In Beamforming Mode, Directional gain will be antenna gain +3.01 dBi (I have used formula 10log(No. of antenna)											
5180	802.11n_20 MHz (Beamforming Mode)	MCS0	20	8.51	19.17	18.49	21.85	27.49	30.36	36	Pass
5200	802.11n_20 MHz (Beamforming Mode)	MCS0	20	8.51	19.35	18.96	22.17	27.49	30.68	36	Pass
5240	802.11n_20 MHz (Beamforming Mode)	MCS0	20	8.51	20.66	20.00	23.35	27.49	31.86	36	Pass
5180	802.11ac_20MHz (Beamforming Mode)	MCS0	20	8.51	19.25	18.56	21.93	27.49	30.44	36	Pass
5200	802.11ac_20MHz (Beamforming Mode)	MCS0	20	8.51	19.37	18.90	22.15	27.49	30.66	36	Pass
5240	802.11ac_20MHz (Beamforming Mode)	MCS0	20	8.51	20.46	20.05	23.27	27.49	31.78	36	Pass
5180	802.11ax_20 MHz (Beamforming Mode)	MCS0	20	8.51	19.12	18.73	21.94	27.49	30.45	36	Pass
5200	802.11ax_20 MHz (Beamforming Mode)	MCS0	20	8.51	19.46	18.99	22.24	27.49	30.75	36	Pass
5240	802.11ax_20 MHz (Beamforming Mode)	MCS0	20	8.51	20.56	20.20	23.39	27.49	31.90	36	Pass
5180	802.11be_20	MCS0	20	8.51	19.12	19.22	22.18	27.49	30.69	36	Pass

	MHz (Beamforming Mode)										
5200	802.11be_20 MHz (Beamforming Mode)	MCS0	20	8.51	18.37	18.37	21.38	27.49	29.89	36	Pass
5240	802.11be_20 MHz (Beamforming Mode)	MCS0	20	8.51	19.47	19.47	22.48	27.49	30.99	36	Pass
5190	802.11n_40 MHz (Beamforming Mode)	MCS0	19	8.51	18.74	19.31	22.04	27.49	30.55	36	Pass
5230	802.11n_40 MHz (Beamforming Mode)	MCS0	19	8.51	20.33	20.36	23.35	27.49	31.86	36	Pass
5190	802.11ac_40 MHz (Beamforming Mode)	MCS0	19	8.51	18.26	18.96	21.63	27.49	30.14	36	Pass
5230	802.11ac_40 MHz (Beamforming Mode)	MCS0	19	8.51	20.36	20.52	23.45	27.49	31.96	36	Pass
5190	802.11ax_40 MHz (Beamforming Mode)	MCS0	19	8.51	18.66	19.31	22.01	27.49	30.52	36	Pass
5230	802.11ax_40 MHz (Beamforming Mode)	MCS0	19	8.51	19.41	20.38	22.93	27.49	31.44	36	Pass
5190	802.11be_40 MHz (Beamforming Mode)	MCS0	19	8.51	17.46	19.08	21.36	27.49	29.87	36	Pass
5230	802.11be_40 MHz (Beamforming Mode)	MCS0	19	8.51	19.59	20.15	22.89	27.49	31.40	36	Pass
5210	802.11ac_80 MHz (Beamforming Mode)	MCS0	19	8.51	18.71	18.93	21.83	27.49	30.34	36	Pass
5210	802.11ax_80 MHz (Beamforming Mode)	MCS0	19	8.51	18.69	19.41	22.08	27.49	30.59	36	Pass
5210	802.11ax_80 MHz (Beamforming Mode)	MCS0	19	8.51	18.79	18.74	21.77	27.49	30.28	36	Pass

Plot No.174, Udyog Vihar Phase 4, Sector -18, Gurgaon -122016, Haryana, India

Contact: 0124-4235350, 4145343; e-mail: info @aaemtlabs.com; Website: www.aaemtlabs.com

Band 2:

Frequency (MHz)	Mode	Data rate	Power setting	DG (dBi)	Antenna 1 (dBm)	Antenna 2 (dBm)	Total Power (dBm)	Power Limit (dBm)	EIRP (dBm)	EIRP Limit (dBm)	Result
5260	802.11a_20 MHz (CDD Mode)	6mbps	20	5.5	20.47	20.60	23.55	23.98	29.05	29.98	Pass
5300	802.11a_20 MHz (CDD Mode)	6mbps	20	5.5	19.48	19.69	22.60	23.98	28.10	29.98	Pass
5320	802.11a_20 MHz (CDD Mode)	6mbps	20	5.5	18.84	18.81	21.84	23.98	27.34	29.98	Pass
5260	802.11n_20 MHz (CDD Mode)	54mbps	20	5.5	20.26	20.64	23.46	23.98	28.96	29.98	Pass
5300	802.11n_20 MHz (CDD Mode)	54mbps	20	5.5	19.4	19.63	22.53	23.98	28.03	29.98	Pass
5320	802.11n_20 MHz (CDD Mode)	54mbps	20	5.5	18.69	19.05	21.88	23.98	27.38	29.98	Pass
5260	802.11ac_20MHz (CDD Mode)	MCS0	20	5.5	20.34	20.71	23.54	23.98	29.04	29.98	Pass
5300	802.11ac_20MHz (CDD Mode)	MCS0	20	5.5	19.43	19.55	22.50	23.98	28.00	29.98	Pass
5320	802.11ac_20MHz (CDD Mode)	MCS0	20	5.5	18.76	18.99	21.89	23.98	27.39	29.98	Pass
5260	802.11ax_20 MHz (CDD Mode)	MCS0	20	5.5	20.18	20.79	23.51	23.98	29.01	29.98	Pass
5300	802.11ax_20 MHz (CDD Mode)	MCS0	20	5.5	19.37	19.72	22.56	23.98	28.06	29.98	Pass
5320	802.11ax_20 MHz (CDD Mode)	MCS0	20	5.5	18.67	19.03	21.86	23.98	27.36	29.98	Pass
5260	802.11be_20 MHz (CDD Mode)	MCS0	20	5.5	20.1	19.87	23.00	23.98	28.50	29.98	Pass
5300	802.11be_20 MHz (CDD Mode)	MCS0	20	5.5	19.65	18.98	22.34	23.98	27.84	29.98	Pass
5320	802.11be_20 MHz (CDD Mode)	MCS0	20	5.5	18.8	20.1	22.51	23.98	28.01	29.98	Pass
5270	802.11n_40 MHz (CDD Mode)	54mbps	19	5.5	19.6	19.95	22.79	23.98	28.29	29.98	Pass
5310	802.11n_40 MHz (CDD Mode)	54mbps	19	5.5	18.38	18.52	21.46	23.98	26.96	29.98	Pass
5270	802.11ac_40 MHz (CDD Mode)	MCS0	19	5.5	19.59	19.90	22.76	23.98	28.26	29.98	Pass
5310	802.11ac_40 MHz (CDD Mode)	MCS0	19	5.5	18.42	18.67	21.56	23.98	27.06	29.98	Pass

5270	802.11ax_40 MHz (CDD Mode)	MCS0	19	5.5	19.37	19.90	22.65	23.98	28.15	29.98	Pass
5310	802.11ax_40 MHz (CDD Mode)	MCS0	19	5.5	18.43	18.59	21.52	23.98	27.02	29.98	Pass
5270	802.11be_40 MHz (CDD Mode)	MCS0	19	5.5	18.91	19.7	22.33	23.98	27.83	29.98	Pass
5310	802.11be_40 MHz (CDD Mode)	MCS0	19	5.5	19.6	19.1	22.37	23.98	27.87	29.98	Pass
5290	802.11ac_80 MHz (CDD Mode)	MCS0	19	5.5	19.9	19.23	22.59	23.98	28.09	29.98	Pass
5290	802.11ax_80 MHz (CDD Mode)	MCS0	19	5.5	19.64	19.09	22.38	23.98	27.88	29.98	Pass
5290	802.11be_80 MHz (CDD Mode)	MCS0	19	5.5	19.09	18.73	21.92	23.98	27.42	29.98	Pass
5250	802.11ax_160 MHz (CDD Mode)	MCS0	16	5.5	16.04	15.54	18.81	23.98	24.31	29.98	Pass
5250	802.11be_160 MHz (CDD Mode)	MCS0	16	5.5	15.86	15.54	18.71	23.98	24.21	29.98	Pass
Note: In Beamforming Mode, Directional gain will be antenna gain +3.01 dBi (I have used formula 10log(No. of antenna)											
5260	802.11n_20 MHz (Beamforming Mode)	MCS0	16	8.51	16.89	17.07	19.99	21.97	28.50	29.98	Pass
5300	802.11n_20 MHz (Beamforming Mode)	MCS0	16	8.51	15.87	16.04	18.97	21.97	27.48	29.98	Pass
5320	802.11n_20 MHz (Beamforming Mode)	MCS0	16	8.51	15.25	15.47	18.37	21.97	26.88	29.98	Pass
5260	802.11ac_20MHz (Beamforming Mode)	MCS0	16	8.51	16.85	16.98	19.93	21.97	28.44	29.98	Pass
5300	802.11ac_20MHz (Beamforming Mode)	MCS0	16	8.51	16.04	16.21	19.14	21.97	27.65	29.98	Pass
5320	802.11ac_20MHz (Beamforming Mode)	MCS0	16	8.51	15.22	15.43	18.34	21.97	26.85	29.98	Pass
5260	802.11ax_20 MHz (Beamforming Mode)	MCS0	16	8.51	17	17.21	20.12	21.97	28.63	29.98	Pass
5300	802.11ax_20 MHz (Beamforming Mode)	MCS0	16	8.51	15.89	16.1	19.01	21.97	27.52	29.98	Pass
5320	802.11ax_20	MCS0	16	8.51	15.21	15.42	18.33	21.97	26.84	29.98	Pass

	MHz (Beamforming Mode)										
5260	802.11be_20 MHz (Beamforming Mode)	MCS0	16	8.51	15.76	16.34	19.07	21.97	27.58	29.98	Pass
5300	802.11be_20 MHz (Beamforming Mode)	MCS0	16	8.51	14.97	15.28	18.14	21.97	26.65	29.98	Pass
5320	802.11be_20 MHz (Beamforming Mode)	MCS0	16	8.51	14.37	14.56	17.48	21.97	25.99	29.98	Pass
5270	802.11n_40 MHz (Beamforming Mode)	MCS0	16	8.51	16.99	17.12	20.07	21.97	28.58	29.98	Pass
5310	802.11n_40 MHz (Beamforming Mode)	MCS0	16	8.51	15.74	15.98	18.87	21.97	27.38	29.98	Pass
5270	802.11ac_40 MHz (Beamforming Mode)	MCS0	16	8.51	17.07	17.32	20.21	21.97	28.72	29.98	Pass
5310	802.11ac_40 MHz (Beamforming Mode)	MCS0	16	8.51	15.63	15.91	18.78	21.97	27.29	29.98	Pass
5270	802.11ax_40 MHz (Beamforming Mode)	MCS0	16	8.51	17.19	17.34	20.28	21.97	28.79	29.98	Pass
5310	802.11ax_40 MHz (Beamforming Mode)	MCS0	16	8.51	15.58	15.79	18.70	21.97	27.21	29.98	Pass
5270	802.11be_40 MHz (Beamforming Mode)	MCS0	16	8.51	16.14	16.56	19.37	21.97	27.88	29.98	Pass
5310	802.11be_40 MHz (Beamforming Mode)	MCS0	16	8.51	14.64	15.18	17.93	21.97	26.44	29.98	Pass
5290	802.11ac_80 MHz (Beamforming Mode)	MCS0	16	8.51	16.22	16.41	19.33	21.97	27.84	29.98	Pass
5290	802.11ax_80 MHz (Beamforming Mode)	MCS0	16	8.51	16.23	16.47	19.36	21.97	27.87	29.98	Pass
5290	802.11ax_80 MHz	MCS0	16	8.51	19.09	15.73	20.74	21.97	29.25	29.98	Pass

	(Beamforming Mode)										
5250	802.11ax_160 MHz (Beamforming Mode)	MCS0	16	8.51	16.04	15.54	18.81	21.97	27.32	29.98	Pass
5250	802.11be_160 MHz (Beamforming Mode)	MCS0	16	8.51	15.86	15.54	18.71	21.97	27.22	29.98	Pass

Band 3:

Frequency (MHz)	Mode	Data rate	Power setting	DG (dBi)	Antenna 1 (dBm)	Antenna 2 (dBm)	Total Power (dBm)	Power Limit (dBm)	EIRP (dBm)	EIRP Limit (dBm)	Result
5500	802.11a_20 MHz (CDD Mode)	6mbps	20	5.5	20.04	20.63	23.36	23.98	28.86	29.98	Pass
5580	802.11a_20 MHz (CDD Mode)	6mbps	20	5.5	20.38	20.79	23.60	23.98	29.10	29.98	Pass
5700	802.11a_20 MHz (CDD Mode)	6mbps	20	5.5	20.34	20.54	23.45	23.98	28.95	29.98	Pass
5500	802.11n_20 MHz (CDD Mode)	54mbps	20	5.5	20.16	20.70	23.45	23.98	28.95	29.98	Pass
5580	802.11n_20 MHz (CDD Mode)	54mbps	20	5.5	20.43	20.83	23.64	23.98	29.14	29.98	Pass
5700	802.11n_20 MHz (CDD Mode)	54mbps	20	5.5	20.33	20.45	23.40	23.98	28.90	29.98	Pass
5500	802.11ac_20MHz (CDD Mode)	MCS0	20	5.5	20.19	20.65	23.44	23.98	28.94	29.98	Pass
5580	802.11ac_20MHz (CDD Mode)	MCS0	20	5.5	20.2	20.68	23.46	23.98	28.96	29.98	Pass
5700	802.11ac_20MHz (CDD Mode)	MCS0	20	5.5	20.26	20.52	23.40	23.98	28.90	29.98	Pass
5500	802.11ax_20 MHz (CDD Mode)	MCS0	20	5.5	20.15	20.71	23.45	23.98	28.95	29.98	Pass
5580	802.11ax_20 MHz (CDD Mode)	MCS0	20	5.5	20.35	20.85	23.62	23.98	29.12	29.98	Pass
5700	802.11ax_20 MHz (CDD Mode)	MCS0	20	5.5	20.31	20.50	23.42	23.98	28.92	29.98	Pass
5500	802.11be_20 MHz (CDD Mode)	MCS0	20	5.5	19.85	19.31	22.60	23.98	28.10	29.98	Pass
5580	802.11be_20 MHz (CDD Mode)	MCS0	20	5.5	20.4	19.97	23.20	23.98	28.70	29.98	Pass
5700	802.11be_20 MHz (CDD Mode)	MCS0	20	5.5	19.66	20.05	22.87	23.98	28.37	29.98	Pass
5510	802.11n_40 MHz (CDD Mode)	54mbps	19	5.5	19.25	19.65	22.46	23.98	27.96	29.98	Pass
5550	802.11n_40 MHz (CDD Mode)	54mbps	19	5.5	19.77	19.69	22.74	23.98	28.24	29.98	Pass
5670	802.11n_40 MHz (CDD Mode)	54mbps	19	5.5	19.53	18.69	22.14	23.98	27.64	29.98	Pass
5510	802.11ac_40 MHz (CDD Mode)	MCS0	19	5.5	19.11	18.63	21.89	23.98	27.39	29.98	Pass
5550	802.11ac_40 MHz (CDD Mode)	MCS0	19	5.5	18.73	18.52	21.64	23.98	27.14	29.98	Pass
5670	802.11ac_40 MHz (CDD Mode)	MCS0	19	5.5	18.52	18.96	21.76	23.98	27.26	29.98	Pass
5510	802.11ax_40 MHz (CDD Mode)	MCS0	19	5.5	19.19	19.17	22.19	23.98	27.69	29.98	Pass
5550	802.11ax_40 MHz (CDD Mode)	MCS0	19	5.5	18.67	18.59	21.64	23.98	27.14	29.98	Pass
5670	802.11ax_40 MHz (CDD Mode)	MCS0	19	5.5	18.5	18.59	21.56	23.98	27.06	29.98	Pass

Plot No.174, Udyog Vihar Phase 4, Sector -18, Gurgaon -122016, Haryana, India

Contact: 0124-4235350, 4145343; e-mail: info @aaemtlabs.com; Website: www.aaemtlabs.com

5510	802.11be_40 MHz (CDD Mode)	MCS0	19	5.5	18.65	18.78	21.73	23.98	27.23	29.98	Pass
5550	802.11be_40 MHz (CDD Mode)	MCS0	19	5.5	19.09	18.85	21.98	23.98	27.48	29.98	Pass
5670	802.11be_40 MHz (CDD Mode)	MCS0	19	5.5	18.94	19.22	22.09	23.98	27.59	29.98	Pass
5530	802.11ac_80 MHz (CDD Mode)	MCS0	19	5.5	19.72	18.89	22.34	23.98	27.84	29.98	Pass
5610	802.11ac_80 MHz (CDD Mode)	MCS0	19	5.5	18.89	18.48	21.70	23.98	27.20	29.98	Pass
5530	802.11ax_80 MHz (CDD Mode)	MCS0	19	5.5	19.86	19.83	22.86	23.98	28.36	29.98	Pass
5610	802.11ax_80 MHz (CDD Mode)	MCS0	19	5.5	19.04	18.44	21.76	23.98	27.26	29.98	Pass
5530	802.11be_80 MHz (CDD Mode)	MCS0	19	5.5	19.21	19.13	22.18	23.98	27.68	29.98	Pass
5610	802.11be_80 MHz (CDD Mode)	MCS0	19	5.5	18.69	18.74	21.73	23.98	27.23	29.98	Pass
5570	802.11ac_160 MHz (CDD Mode)	MCS0	18	5.5	17.8	18.15	20.99	23.98	26.49	29.98	Pass
5570	802.11ax_160 MHz (CDD Mode)	MCS0	18	5.5	17.83	18.23	21.04	23.98	26.54	29.98	Pass
5570	802.11be_160 MHz (CDD Mode)	MCS0	18	5.5	18.12	18.31	21.23	23.98	26.73	29.98	Pass
5710	802.11n_40 MHz (CDD Mode)	MCS0	16	5.5	16.04	15.84	18.95	23.98	24.45	29.98	Pass
5710	802.11ac_40 MHz (CDD Mode)	MCS0	16	5.5	15.99	15.66	18.84	23.98	24.34	29.98	Pass
5710	802.11ax_40 MHz (CDD Mode)	MCS0	16	5.5	15.9	15.5	18.71	23.98	24.21	29.98	Pass
5710	802.11be_40 MHz (CDD Mode)	MCS0	16	5.5	16.03	15.67	18.86	23.98	24.36	29.98	Pass
5690	802.11ac_80 MHz (CDD Mode)	MCS0	16	5.5	15.63	15.46	18.56	23.98	24.06	29.98	Pass
5690	802.11ax_80 MHz (CDD Mode)	MCS0	16	5.5	15.66	15.37	18.53	23.98	24.03	29.98	Pass
5690	802.11be_80 MHz (CDD Mode)	MCS0	16	5.5	15.74	15.44	18.60	23.98	24.10	29.98	Pass
5720	802.11a_20 MHz (CDD Mode)	MCS0	16	5.5	15.34	15.52	18.44	23.98	23.94	29.98	Pass
5720	802.11n_20 MHz (CDD Mode)	MCS0	16	5.5	15.41	15.52	18.48	23.98	23.98	29.98	Pass
5720	802.11ac_20 MHz (CDD Mode)	MCS0	16	5.5	15.31	15.49	18.41	23.98	23.91	29.98	Pass
5720	802.11ax_20 MHz (CDD Mode)	MCS0	16	5.5	15.4	15.55	18.49	23.98	23.99	29.98	Pass
5720	802.11be_20 MHz (CDD Mode)	MCS0	16	5.5	15.38	15.62	18.51	23.98	24.01	29.98	Pass
Note: In Beamforming Mode, Directional gain will be antenna gain +3.01 dBi (I have used formula 10log(No. of antenna)											
5500	802.11n_20 MHz (Beamforming Mode)	MCS0	16	8.51	16.76	16.98	19.88	21.97	28.39	29.98	Pass
5580	802.11n_20 MHz (Beamforming	MCS0	16	8.51	16.96	17.12	20.05	21.97	28.56	29.98	Pass

	Mode)										
5700	802.11n_20 MHz (Beamforming Mode)	MCS0	16	8.51	16.56	16.74	19.66	21.97	28.17	29.98	Pass
5500	802.11ac_20MHz (Beamforming Mode)	MCS0	16	8.51	16.7	16.92	19.82	21.97	28.33	29.98	Pass
5580	802.11ac_20MHz (Beamforming Mode)	MCS0	16	8.51	16.77	16.93	19.86	21.97	28.37	29.98	Pass
5700	802.11ac_20MHz (Beamforming Mode)	MCS0	16	8.51	16.47	16.72	19.61	21.97	28.12	29.98	Pass
5500	802.11ax_20 MHz (Beamforming Mode)	MCS0	16	8.51	16.65	16.83	19.75	21.97	28.26	29.98	Pass
5580	802.11ax_20 MHz (Beamforming Mode)	MCS0	16	8.51	16.89	17.04	19.98	21.97	28.49	29.98	Pass
5700	802.11ax_20 MHz (Beamforming Mode)	MCS0	16	8.51	16.42	16.70	19.57	21.97	28.08	29.98	Pass
5500	802.11be_20 MHz (Beamforming Mode)	MCS0	16	8.51	15.85	16.31	19.10	21.97	27.61	29.98	Pass
5580	802.11be_20 MHz (Beamforming Mode)	MCS0	16	8.51	15.9	16.37	19.15	21.97	27.66	29.98	Pass
5700	802.11be_20 MHz (Beamforming Mode)	MCS0	16	8.51	15.66	16.05	18.87	21.97	27.38	29.98	Pass
5510	802.11n_40 MHz (Beamforming Mode)	MCS0	16	8.51	16.47	16.71	19.60	21.97	28.11	29.98	Pass
5550	802.11n_40 MHz (Beamforming Mode)	MCS0	16	8.51	16.29	16.42	19.37	21.97	27.88	29.98	Pass
5670	802.11n_40 MHz (Beamforming Mode)	MCS0	16	8.51	15.81	16.03	18.93	21.97	27.44	29.98	Pass
5510	802.11ac_40 MHz (Beamforming Mode)	MCS0	16	8.51	16.39	16.52	19.47	21.97	27.98	29.98	Pass
5550	802.11ac_40 MHz (Beamforming Mode)	MCS0	16	8.51	16.41	16.70	19.57	21.97	28.08	29.98	Pass
5670	802.11ac_40 MHz (Beamforming Mode)	MCS0	16	8.51	15.78	16.04	18.92	21.97	27.43	29.98	Pass
5510	802.11ax_40 MHz (Beamforming Mode)	MCS0	16	8.51	16.41	16.68	19.56	21.97	28.07	29.98	Pass
5550	802.11ax_40 MHz (Beamforming Mode)	MCS0	16	8.51	16.41	16.65	19.54	21.97	28.05	29.98	Pass

Plot No.174, Udyog Vihar Phase 4, Sector -18, Gurgaon -122016, Haryana, India

Contact: 0124-4235350, 4145343; e-mail: info @aaemtlabs.com; Website: www.aaemtlabs.com

5670	802.11ax_40 MHz (Beamforming Mode)	MCS0	16	8.51	15.83	16.12	18.99	21.97	27.50	29.98	Pass
5510	802.11be_40 MHz (Beamforming Mode)	MCS0	16	8.51	15.65	15.78	18.73	21.97	27.24	29.98	Pass
5550	802.11be_40 MHz (Beamforming Mode)	MCS0	16	8.51	16.09	15.85	18.98	21.97	27.49	29.98	Pass
5670	802.11be_40 MHz (Beamforming Mode)	MCS0	16	8.51	14.94	15.22	18.09	21.97	26.60	29.98	Pass
5530	802.11ac_80 MHz (Beamforming Mode)	MCS0	16	8.51	15.67	15.79	18.74	21.97	27.25	29.98	Pass
5610	802.11ac_80 MHz (Beamforming Mode)	MCS0	16	8.51	15.48	15.63	18.57	21.97	27.08	29.98	Pass
5530	802.11ax_80 MHz (Beamforming Mode)	MCS0	16	8.51	15.71	15.97	18.85	21.97	27.36	29.98	Pass
5610	802.11ax_80 MHz (Beamforming Mode)	MCS0	16	8.51	15.49	15.72	18.62	21.97	27.13	29.98	Pass
5530	802.11be_80 MHz (Beamforming Mode)	MCS0	16	8.51	15.21	15.13	18.18	21.97	26.69	29.98	Pass
5610	802.11be_80 MHz (Beamforming Mode)	MCS0	16	8.51	14.69	14.74	17.73	21.97	26.24	29.98	Pass
5570	802.11ac_160 MHz (Beamforming Mode)	MCS0	16	8.51	16.09	16.28	19.20	21.97	27.71	29.98	Pass
5570	802.11ax_160 MHz (Beamforming Mode)	MCS0	16	8.51	16.08	16.31	19.21	21.97	27.72	29.98	Pass
5570	802.11be_160 MHz (Beamforming Mode)	MCS0	16	8.51	15.12	15.31	19.21	21.97	27.72	29.98	Pass
5710	802.11n_40 MHz (Beamforming Mode)	MCS0	16	8.51	16.04	15.84	18.23	21.97	26.74	29.98	Pass
5710	802.11ac_40 MHz (Beamforming Mode)	MCS0	16	8.51	15.99	15.66	18.95	21.97	27.46	29.98	Pass
5710	802.11ax_40 MHz (Beamforming Mode)	MCS0	16	8.51	15.9	15.5	18.84	21.97	27.35	29.98	Pass
5710	802.11be_40 MHz (Beamforming Mode)	MCS0	16	8.51	16.03	15.67	18.71	21.97	27.22	29.98	Pass
5690	802.11ac_80 MHz	MCS0	16	8.51	15.63	15.46	18.86	21.97	27.37	29.98	Pass

	(Beamforming Mode)										
5690	802.11ax_80 MHz (Beamforming Mode)	MCS0	16	8.51	15.66	15.37	18.56	21.97	27.07	29.98	Pass
5690	802.11be_80 MHz (Beamforming Mode)	MCS0	16	8.51	15.74	15.44	18.53	21.97	27.04	29.98	Pass
5720	802.11a_20 MHz (Beamforming Mode)	MCS0	16	8.51	15.34	15.52	18.60	21.97	27.11	29.98	Pass
5720	802.11n_20 MHz (Beamforming Mode)	MCS0	16	8.51	15.41	15.52	18.44	21.97	26.95	29.98	Pass
5720	802.11ac_20 MHz (Beamforming Mode)	MCS0	16	8.51	15.31	15.49	18.48	21.97	26.99	29.98	Pass
5720	802.11ax_20 MHz (Beamforming Mode)	MCS0	16	8.51	15.4	15.55	18.41	21.97	26.92	29.98	Pass
5720	802.11be_20 MHz (Beamforming Mode)	MCS0	16	8.51	15.38	15.62	18.49	21.97	27.00	29.98	Pass

Plot No.174, Udyog Vihar Phase 4, Sector -18, Gurgaon -122016, Haryana, India

Contact: 0124-4235350, 4145343; e-mail: info @aaemtlabs.com; Website: www.aaemtlabs.com

Band 4:

5745	802.11a_20 MHz (CDD Mode)	6mbps	20	5.5	19.08	19.08	22.09	30	27.59	36	Pass
5785	802.11a_20 MHz (CDD Mode)	6mbps	20	5.5	20.2	19.71	22.97	30	28.47	36	Pass
5825	802.11a_20 MHz (CDD Mode)	6mbps	20	5.5	20.01	20.29	23.16	30	28.66	36	Pass
5745	802.11n_20 MHz (CDD Mode)	MCS0	20	5.5	19.11	18.92	22.03	30	27.53	36	Pass
5785	802.11n_20 MHz (CDD Mode)	MCS0	20	5.5	20.12	19.93	23.04	30	28.54	36	Pass
5825	802.11n_20 MHz (CDD Mode)	MCS0	20	5.5	20.09	20.27	23.19	30	28.69	36	Pass
5745	802.11ac_20MHz (CDD Mode)	MCS0	20	5.5	18.97	19.01	22.00	30	27.50	36	Pass
5785	802.11ac_20MHz (CDD Mode)	MCS0	20	5.5	20.31	19.60	22.98	30	28.48	36	Pass
5825	802.11ac_20MHz (CDD Mode)	MCS0	20	5.5	19.94	20.19	23.08	30	28.58	36	Pass
5745	802.11ax_20 MHz (CDD Mode)	MCS0	20	5.5	18.96	18.85	21.92	30	27.42	36	Pass

Plot No.174, Udyog Vihar Phase 4, Sector -18, Gurgaon -122016, Haryana, India

Contact: 0124-4235350, 4145343; e-mail: info @aaemtlabs.com; Website: www.aaemtlabs.com

5785	802.11ax_20 MHz (CDD Mode)	MCS0	20	5.5	20.2	19.61	22.93	30	28.43	36	Pass
5825	802.11ax_20 MHz (CDD Mode)	MCS0	20	5.5	20.07	20.10	23.10	30	28.60	36	Pass
5745	802.11be_20 MHz (CDD Mode)	MCS0	20	5.5	18.46	18.35	21.42	30	26.92	36	Pass
5785	802.11be_20 MHz (CDD Mode)	MCS0	20	5.5	19.86	19.32	22.61	30	28.11	36	Pass
5825	802.11be_20 MHz (CDD Mode)	MCS0	20	5.5	19.67	19.52	22.61	30	28.11	36	Pass
5755	802.11n_40 MHz (CDD Mode)	MCS0	19	5.5	19.45	19.60	22.54	30	28.04	36	Pass
5795	802.11n_40 MHz (CDD Mode)	MCS0	19	5.5	18.81	18.31	21.58	30	27.08	36	Pass
5755	802.11ac_40 MHz (CDD Mode)	MCS0	19	5.5	19.18	18.51	21.87	30	27.37	36	Pass
5795	802.11ac_40 MHz (CDD Mode)	MCS0	19	5.5	18.9	18.23	21.59	30	27.09	36	Pass
5755	802.11ax_40 MHz (CDD Mode)	MCS0	19	5.5	19.1	19.61	22.37	30	27.87	36	Pass

Plot No.174, Udyog Vihar Phase 4, Sector -18, Gurgaon -122016, Haryana, India

Contact: 0124-4235350, 4145343; e-mail: info @aaemtlabs.com; Website: www.aaemtlabs.com

5795	802.11ax_40 MHz (CDD Mode)	MCS0	19	5.5	19.9	19.32	22.63	30	28.13	36	Pass
5755	802.11be_40 MHz (CDD Mode)	MCS0	19	5.5	18.64	18.14	21.41	30	26.91	36	Pass
5795	802.11be_40 MHz (CDD Mode)	MCS0	19	5.5	19.58	19.42	22.51	30	28.01	36	Pass
5775	802.11ac_80 MHz (CDD Mode)	MCS0	19	5.5	19.79	18.47	22.19	30	27.69	36	Pass
5775	802.11ax_80 MHz (CDD Mode)	MCS0	19	5.5	19.72	18.37	22.11	30	27.61	36	Pass
5775	802.11be_80 MHz (CDD Mode)	MCS0	19	5.5	19.41	19.15	22.29	30	27.79	36	Pass
Note: In Beamforming Mode, Directional gain will be antenna gain +3.01 dBi (I have used formula 10log(No. of antenna)											
5745	802.11n_20 MHz (Beamforming Mode)	MCS0	20	8.51	19.11	18.92	22.03	27.49	30.54	36	Pass
5785	802.11n_20 MHz (Beamforming Mode)	MCS0	20	8.51	20.12	19.93	23.04	27.49	31.55	36	Pass
5825	802.11n_20 MHz (Beamforming Mode)	MCS0	20	8.51	20.09	20.27	23.19	27.49	31.70	36	Pass

5745	802.11ac_20MHz (Beamforming Mode)	MCS0	20	8.51	18.97	19.01	22.00	27.49	30.51	36	Pass
5785	802.11ac_20MHz (Beamforming Mode)	MCS0	20	8.51	20.31	19.60	22.98	27.49	31.49	36	Pass
5825	802.11ac_20MHz (Beamforming Mode)	MCS0	20	8.51	19.94	20.19	23.08	27.49	31.59	36	Pass
5745	802.11ax_20 MHz (Beamforming Mode)	MCS0	20	8.51	18.96	18.85	21.92	27.49	30.43	36	Pass
5785	802.11ax_20 MHz (Beamforming Mode)	MCS0	20	8.51	20.2	19.61	22.93	27.49	31.44	36	Pass
5825	802.11ax_20 MHz (Beamforming Mode)	MCS0	20	8.51	20.07	20.10	23.10	27.49	31.61	36	Pass
5745	802.11be_20 MHz (Beamforming Mode)	MCS0	20	8.51	18.46	18.35	21.42	27.49	29.93	36	Pass
5785	802.11be_20 MHz (Beamforming Mode)	MCS0	20	8.51	19.86	19.32	22.61	27.49	31.12	36	Pass
5825	802.11be_20 MHz (Beamforming Mode)	MCS0	20	8.51	19.67	19.52	22.61	27.49	31.12	36	Pass
5755	802.11n_40 MHz (Beamforming Mode)	MCS0	19	8.51	19.45	19.60	22.54	27.49	31.05	36	Pass

Plot No.174, Udyog Vihar Phase 4, Sector -18, Gurgaon -122016, Haryana, India

Contact: 0124-4235350, 4145343; e-mail: info @aaemtlabs.com; Website: www.aaemtlabs.com

5795	802.11n_40 MHz (Beamforming Mode)	MCS0	19	8.51	18.81	18.31	21.58	27.49	30.09	36	Pass
5755	802.11ac_40 MHz (Beamforming Mode)	MCS0	19	8.51	19.18	18.51	21.87	27.49	30.38	36	Pass
5795	802.11ac_40 MHz (Beamforming Mode)	MCS0	19	8.51	18.9	18.23	21.59	27.49	30.10	36	Pass
5755	802.11ax_40 MHz (Beamforming Mode)	MCS0	19	8.51	19.1	19.61	22.37	27.49	30.88	36	Pass
5795	802.11ax_40 MHz (Beamforming Mode)	MCS0	19	8.51	19.9	19.32	22.63	27.49	31.14	36	Pass
5755	802.11be_40 MHz (Beamforming Mode)	MCS0	19	8.51	18.64	18.14	21.41	27.49	29.92	36	Pass
5795	802.11be_40 MHz (Beamforming Mode)	MCS0	19	8.51	19.58	19.42	22.51	27.49	31.02	36	Pass
5775	802.11ac_80 MHz (Beamforming Mode)	MCS0	19	8.51	19.79	18.47	22.19	27.49	30.70	36	Pass
5775	802.11ax_80 MHz (Beamforming Mode)	MCS0	19	8.51	19.72	18.37	22.11	27.49	30.62	36	Pass
5775	802.11be_80 MHz (Beamforming Mode)	MCS0	19	8.51	19.41	19.15	22.29	27.49	30.80	36	Pass

Plot No.174, Udyog Vihar Phase 4, Sector -18, Gurgaon -122016, Haryana, India

Contact: 0124-4235350, 4145343; e-mail: info @aaemtlabs.com; Website: www.aaemtlabs.com

Note 2: Total Average Power (dBm) = $10*\log\{10^{(\text{Ant 0 Average Power}/10)} + 10^{(\text{Ant 1 Average Power}/10)}\}$ (dBm).

Directional gain = G_{ANT} + array gain

For CDD Mode, Array Gain is zero for output power measurements

For Beamforming Mode, Array Gain =10 log (No of antenna)
10log (2)=3.01

DG (Beamforming) 5.5+3.01=8.51dBi
Note: I considered duty factor already added in output power at both antenna power

****End of Report****

Plot No.174, Udyog Vihar Phase 4, Sector -18, Gurgaon -122016, Haryana, India
Contact: 0124-4235350, 4145343; e-mail: info @aaemtlabs.com; Website: www.aaemtlabs.com