FCC Radio Test Report

FCC ID	:	**TOR-C430**
Equipment	:	**Wireless Access Point**
Brand Name	:	**ARISTA**
Model Name	:	**C-430**
Applicant	:	**Arista Networks, Inc. 5453 Great America Parkway, Santa Clara, CA 95054 USA**
Manufacturer	:	**Arista Networks, Inc. 5453 Great America Parkway, Santa Clara, CA 95054 USA**
Standard	:	**47 CFR FCC Part 15.407**

The product was received on Dec. 04, 2024, and testing was started from Jan. 09, 2025 and completed on Apr. 08, 2025. We, SPORTON INTERNATIONAL INC. Hsinhua Laboratory, would like to declare that the tested sample has been evaluated in accordance with the procedures given in ANSI C63.10-2013 and shown compliance with the applicable technical standards.

The test results in this variant report apply exclusively to the tested model / sample. Without written approval of SPORTON INTERNATIONAL INC. Hsinhua Laboratory, the test report shall not be reproduced except in full.

Approved by: Jackson Tsai

SPORTON INTERNATIONAL INC. Hsinhua Laboratory

No.52, Huaya 1st Rd., Guishan Dist., Taoyuan City 333411, Taiwan (R.O.C.)

Table of Contents

HISTORY OF THIS TEST REPORT 3

SUMMARY OF TEST RESULT 4

1 GENERAL DESCRIPTION 5

1.1 Information 5
1.2 Testing Applied Standards 13
1.3 Testing Location Information 13
1.4 Measurement Uncertainty 13

2 TEST CONFIGURATION OF EUT 14

2.1 Test Channel Mode 14
2.2 The Worst Case Measurement Configuration 19
2.3 Accessories 20
2.4 Support Equipment 20
2.5 Test Setup Diagram 21

3 TRANSMITTER TEST RESULT 22

3.1 Emission Bandwidth 22
3.2 Maximum Conducted Output Power 23
3.3 Peak Power Spectral Density 25
3.4 Unwanted Emissions 27

4 TEST EQUIPMENT AND CALIBRATION DATA 30

APPENDIX A. TEST RESULTS OF EMISSION BANDWIDTH

APPENDIX B. TEST RESULTS OF MAXIMUM CONDUCTED OUTPUT POWER

APPENDIX C. TEST RESULTS OF PEAK POWER SPECTRAL DENSITY

APPENDIX D. TEST RESULTS OF UNWANTED EMISSIONS

APPENDIX E. TEST RESULTS OF RADIATED EMISSION CO-LOCATION

APPENDIX F. TEST PHOTOS

PHOTOGRAPHS OF EUT V01

History of this test report

Report No.	Version	Description	Issued Date
FR4N1424-01AN	01	Initial issue of report	Jun. 25, 2025

Summary of Test Result

Report Clause	Ref. Std. Clause	Test Items	Result (PASS/FAIL)	Remark
1.1.2	15.203	Antenna Requirement	PASS	-
3.1	15.407(a)	Emission Bandwidth	PASS	-
3.2	15.407(a)	Maximum Conducted Output Power	PASS	-
3.3	15.407(a)	Peak Power Spectral Density	PASS	-
3.4	15.407(b)	Unwanted Emissions	PASS	-

Declaration of Conformity:
The test results with all measurement uncertainty excluded are presented in accordance with the regulation limits or requirements declared by manufacturers.
Comments and explanations:
The EUT supports beamforming and CDD modes, and the CDD mode is the worst case. Therefore, all test items are evaluated in the report. The beamforming mode only evaluates the output power.

Reviewed by: Ryan Hsiao

Report Producer: Michelle Tsai

1 General Description

1.1 Information

1.1.1 RF General Information

Frequency Range (MHz)	IEEE Std. 802.11	Ch. Frequency (MHz)	Channel Number
5250-5350	a, n (HT20), ac (VHT20), ax (HEW20), be (EHT20)	5260-5320	52-64 [4]
5470-5725		5500-5700	100-140 [11]
Straddle 5720		5720	144 [1]
5725-5850		5745-5825	149-165 [5]
5250-5350	n (HT40), ac (VHT40), ax (HEW40), be (EHT40)	5270-5310	54-62 [2]
5470-5725		5510-5670	102-134 [5]
Straddle 5710		5710	142 [1]
5725-5850		5755-5795	151-159 [2]
5250-5350	ac (VHT80), ax (HEW80), be (EHT80)	5290	58 [1]
5470-5725		5530-5610	106-122 [2]
Straddle 5690		5690	138 [1]
5725-5850		5775	155 [1]
5150-5350	ac (VHT160), ax (HEW160), be (EHT160)	5250	50 [1]
5470-5725		5570	114 [1]

Non-Beamforming_Radio 0_Full RU

Band	Mode	BWch	Nant
5.25-5.35GHz	802.11a	20	2TX
5.47-5.725GHz	802.11a	20	2TX
5.725-5.85GHz	802.11a	20	2TX
5.25-5.35GHz	802.11be EHT20	20	2TX
5.47-5.725GHz	802.11be EHT20	20	2TX
5.725-5.85GHz	802.11be EHT20	20	2TX
5.25-5.35GHz	802.11be EHT40	40	2TX
5.47-5.725GHz	802.11be EHT40	40	2TX
5.725-5.85GHz	802.11be EHT40	40	2TX
5.25-5.35GHz	802.11be EHT80	80	2TX
5.47-5.725GHz	802.11be EHT80	80	2TX
5.725-5.85GHz	802.11be EHT80	80	2TX
5.15-5.25GHz	802.11be EHT160	160	2TX
5.25-5.35GHz	802.11be EHT160	160	2TX
5.47-5.725GHz	802.11be EHT160	160	2TX

Non-Beamforming_Radio 2_Full RU

Band	Mode	BWch	Nant
5.25-5.35GHz	802.11a	20	2TX
5.47-5.725GHz	802.11a	20	2TX
5.725-5.85GHz	802.11a	20	2TX
5.25-5.35GHz	802.11be EHT20	20	2TX
5.47-5.725GHz	802.11be EHT20	20	2TX
5.725-5.85GHz	802.11be EHT20	20	2TX
5.25-5.35GHz	802.11be EHT40	40	2TX
5.47-5.725GHz	802.11be EHT40	40	2TX
5.725-5.85GHz	802.11be EHT40	40	2TX
5.25-5.35GHz	802.11be EHT80	80	2TX
5.47-5.725GHz	802.11be EHT80	80	2TX
5.725-5.85GHz	802.11be EHT80	80	2TX
5.15-5.25GHz	802.11be EHT160	160	2TX
5.25-5.35GHz	802.11be EHT160	160	2TX
5.47-5.725GHz	802.11be EHT160	160	2TX

Non-Beamforming_Radio 2_Multi-RU

Band	Mode	BWch	Nant
5.25-5.35GHz	802.11be EHT80	80	2TX
5.47-5.725GHz	802.11be EHT80	80	2TX
5.725-5.85GHz	802.11be EHT80	80	2TX
5.15-5.25GHz	802.11be EHT160	160	2TX
5.25-5.35GHz	802.11be EHT160	160	2TX
5.47-5.725GHz	802.11be EHT160	160	2TX

Non-Beamforming_Radio 2_Channel Puncturing

Band	Mode	BWch	Nant
5.25-5.35GHz	802.11be EHT80	80	2TX
5.47-5.725GHz	802.11be EHT80	80	2TX
5.725-5.85GHz	802.11be EHT80	80	2TX
5.15-5.25GHz	802.11be EHT160	160	2TX
5.25-5.35GHz	802.11be EHT160	160	2TX
5.47-5.725GHz	802.11be EHT160	160	2TX

Beamforming_Radio 0

Band	Mode	BWch	Nant
5.25-5.35GHz	802.11be EHT20-BF	20	2TX
5.47-5.725GHz	802.11be EHT20-BF	20	2TX
5.725-5.85GHz	802.11be EHT20-BF	20	2TX
5.25-5.35GHz	802.11be EHT40-BF	40	2TX
5.47-5.725GHz	802.11be EHT40-BF	40	2TX
5.725-5.85GHz	802.11be EHT40-BF	40	2TX
5.25-5.35GHz	802.11be EHT80-BF	80	2TX
5.47-5.725GHz	802.11be EHT80-BF	80	2TX
5.725-5.85GHz	802.11be EHT80-BF	80	2TX
5.15-5.25GHz	802.11be EHT160-BF	160	2TX
5.25-5.35GHz	802.11be EHT160-BF	160	2TX
5.47-5.725GHz	802.11be EHT160-BF	160	2TX

Beamforming_Radio 2

Band	Mode	BWch	Nant
5.25-5.35GHz	802.11be EHT20-BF	20	2TX
5.47-5.725GHz	802.11be EHT20-BF	20	2TX
5.725-5.85GHz	802.11be EHT20-BF	20	2TX
5.25-5.35GHz	802.11be EHT40-BF	40	2TX
5.47-5.725GHz	802.11be EHT40-BF	40	2TX
5.725-5.85GHz	802.11be EHT40-BF	40	2TX
5.25-5.35GHz	802.11be EHT80-BF	80	2TX
5.47-5.725GHz	802.11be EHT80-BF	80	2TX
5.725-5.85GHz	802.11be EHT80-BF	80	2TX
5.15-5.25GHz	802.11be EHT160-BF	160	2TX
5.25-5.35GHz	802.11be EHT160-BF	160	2TX
5.47-5.725GHz	802.11be EHT160-BF	160	2TX

Note:
- 11a, HT20 and HT40 use a combination of OFDM-BPSK, QPSK, 16QAM, 64QAM modulation.
- VHT20, VHT40, VHT80 use a combination of OFDM-BPSK, QPSK, 16QAM, 64QAM, 256QAM modulation.
- HEW20, HEW40, HEW80 use a combination of OFDMA-BPSK, QPSK, 16QAM, 64QAM, 256QAM, 1024QAM modulation.
- EHT20, EHT40, EHT80 use a combination of OFDMA-BPSK, QPSK, 16QAM, 64QAM, 256QAM, 1024QAM, 4096QAM modulation.
- BWch is the nominal channel bandwidth.
- Evaluated EHT20/EHT40/EHT80 mode only due to the similar modulation. The power setting of HT20/HT40/VHT20/VHT40/VHT80/HEW20/HEW40/HEW80 mode are the same or lower than EHT20/EHT40/EHT80.

1.1.2 MRU (static preamble puncturing)

RU-tone	MRU(static preamble puncturing)	Bandwidth(MHz)	5GHz Test CH						
		80	CH42	CH58	CH106	CH122	CH138	CH155	CH171
484+242	1	242 484	--	V	--	V	V	V	V
	2	242 484	V	V	V	V	V	V	V
	3	484 242	V	V	V	V	V	V	V
	4	484 242	V	--	V	V	--	V	--

RU-tone	MRU(static preamble puncturing)	Bandwidth(MHz)	5GHz Test CH		
		160	CH50	CH114	CH163
996+484	1	484 996	--	V	--
	2	484 996	V	V	V
	3	996 484	V	V	V
	4	996 484	V	--	V
996+484+242	1	242 484 996	--	V	V
	2	242 484 996	V	V	V
	3	484 242 996	V	V	V
	4	484 242 996	V	V	V
	5	996 242 484	V	V	V
	6	996 242 484	V	V	V
	7	996 484 242	V	V	V
	8	996 484 242	V	--	V

1.1.3 Worst case of MRU (static preamble puncturing) evaluation procedure

1. Complete test Full RU BE & PSD
2. Measure the PSD of each MRU(static preamble puncturing) by conducted method and it is less than the Full RU conducted PSD.
3. Measure the Band edge emission of each MRU(static preamble puncturing) by conducted method and find out the MRU(static preamble puncturing) worst case configuration
4. Follow step 3 to find the worst MRU(static preamble puncturing) configuration and perform radiated unwanted emission testing
5. Confirm whether the worst MRU(static preamble puncturing) configuration setting in steps 3 and step 4 is the same. If there is a channel where the setting drops due to the test in step 4, the PSD of MRU(static preamble puncturing) needs to be retested.

1.1.4 Antenna Information

Ant.	Brand	Model Name	Antenna Type	Connector	Support	Radio
1	WHAYU	C393-510334-A	PIFA	I-Pex	2.4G+5G+6G	Radio 0
2	WHAYU	C393-510334-A	PIFA	I-Pex	2.4G+5G	Radio 1+Radio 2
3	WHAYU	C393-510334-A	PIFA	I-Pex	2.4G+5G+6G	Radio 0
4	WHAYU	C393-510334-A	PIFA	I-Pex	2.4G+5G	Radio 1+Radio 2
5	WHAYU	C393-510334-A	PIFA	I-Pex	6G	Radio 2
6	WHAYU	C393-510334-A	PIFA	I-Pex	6G	Radio 2
7	WHAYU	C393-510334-A	Dipole	I-Pex	BT	-
8	WHAYU	C393-510334-A	PIFA	I-Pex	GPS	-

Ant.	Port	Gain (dBi)										
		2.4G	UNII-1	UNII-2A	UNII-2C	UNII-3	UNII-5	UNII-6	UNII-7	UNII-8	BT	GPS
1	1	2.17	3.62	4.17	3.45	3.23	3.66	2.36	2.59	3.98	-	-
2	1	3.09	2.82	3.72	5.11	4.06	-	-	-	-	-	-
3	2	4.51	3.8	4.19	4.45	3.96	4.44	4.62	2.8	2.9	-	-
4	2	2.66	3.25	3.16	4.34	3.02	-	-	-	-	-	-
5	1	-	-	-	-	-	5.22	5.01	4.4	5.77	-	-
6	2	-	-	-	-	-	5.01	5.22	4.67	5.86	-	-
7	1	-	-	-	-	-	-	-	-	-	5.92	-
8	1	-	-	-	-	-	-	-	-	-	-	2.4

Composite Gain (dBi)										
Ant.		2.4G	UNII-1	UNII-2A	UNII-2C	UNII-3	UNII-5	UNII-6	UNII-7	UNII-8
1+3	DG [1SS]	5.9	4.49	5.91	5.27	4.75	5.12	5.03	4.49	4.57
	DG [2SS]	4.51	3.8	4.19	4.45	3.96	4.44	4.62	2.8	3.98
2+4	DG [1SS]	5.24	4.78	4.64	6.09	4.28	-	-	-	-
	DG [2SS]	3.09	3.25	3.72	5.11	4.06	-	-	-	-
5~6	DG [1SS]	-	-	-	-	-	6.9	7.16	6.4	7.89
	DG [2SS]	-	-	-	-	-	5.22	5.22	4.67	5.86

Note 1: The EUT has eight antennas.
Note 2: The composite gain is derived as KDB 662911 D03 v02 which was used as directional gain. For more detail information, please refer to the Antenna Pattern Report AP4N1424.

For 2.4GHz function:
For IEEE 802.11 b/g/n/VHT/ax/be mode (2TX/2RX) **< Radio 0 >**
Ant. 1 (port 1) and Ant. 3 (port 2) could transmit/receive simultaneously.
For IEEE 802.11 b/g/n/VHT/ax/be mode (2TX/2RX) **< Radio 1 >**
Ant. 2 (port 1) and Ant. 4 (port 2) could transmit/receive simultaneously.

For 5GHz function:
For IEEE 802.11 a/n/ac/ax/be mode(2TX/2RX) **< Radio 0 >**
Ant. 1 (port 1) and Ant. 3 (port 2) could transmit/receive simultaneously.
For IEEE 802.11 a/n/ac/ax/be mode(2TX/2RX) **< Radio 2 >**
Ant. 2 (port 1) and Ant. 4 (port 2) could transmit/receive simultaneously.

For 6GHz function:
For IEEE 802.11 ax/be mode(2TX/2RX) **< Radio 0 >**
Ant. 1 (port 1) and Ant. 3 (port 2) could transmit/receive simultaneously.
For IEEE 802.11 ax/be mode(2TX/2RX) **< Radio 2 >**
Ant. 5 (port 1) and Ant. 6 (port 2) could transmit/receive simultaneously.

For BT function:
For IEEE 802.15.1 Bluetooth mode (1TX/1RX)
Ant. 7 (port 1) could transmit/receive.

1.1.5 EUT Information

Operational Condition				
EUT Power Type	From AC Adapter / PoE			
EUT Function	☐	Outdoor AP	☒	Indoor AP (Radio 2)
	☐	Fixed P2P AP	☒	Client (Radio 0)
Beamforming Function	☒	With beamforming	☐	Without beamforming
TPC Function	☒	With TPC Function	☐	Without TPC Function
Weather Band	☒	With 5600~5650MHz	☐	Without 5600~5650MHz
Resource Unit	☒	Full RU	☒	Partial RU
	☒	MRU(static preamble puncturing)	☐	MRU(dynamic preamble puncturing)

Type of EUT		
☒	Stand-alone	
☐	Combined (EUT where the radio part is fully integrated within another device)	
	Combined Equipment - Brand Name / Model No.:	…
☐	Plug-in radio (EUT intended for a variety of host systems)	
	Host System - Brand Name / Model No.:	
☐	Other:	

1.1.6 Mode Test Duty Cycle

Non-Beamforming_Radio 0_Full RU

Mode	DC	DCF (dB)	T (s)	VBW (Hz)_1/T
802.11a_Nss1,(6Mbps)_2TX	0.992	0.03	1.977m	10Hz (DC>=0.98)
802.11be EHT20_Nss1,(MCS0)_2TX	0.997	0.01	5.453m	10Hz (DC>=0.98)
802.11be EHT40_Nss1,(MCS0)_2TX	0.997	0.01	5.454m	10Hz (DC>=0.98)
802.11be EHT80_Nss1,(MCS0)_2TX	0.997	0.01	5.453m	10Hz (DC>=0.98)
802.11be EHT160_Nss1,(MCS0)_2TX	0.997	0.01	5.453m	10Hz (DC>=0.98)

Note. If DC < 0.98, the DCF was added while measuring Output power and PSD.

Non-Beamforming_Radio 2_Full RU

Mode	DC	DCF (dB)	T (s)	VBW (Hz)_1/T
802.11a_Nss1,(6Mbps)_2TX	0.992	0.03	1.977m	10Hz (DC>=0.98)
802.11be EHT20_Nss1,(MCS0)_2TX	0.997	0.01	5.454m	10Hz (DC>=0.98)
802.11be EHT40_Nss1,(MCS0)_2TX	0.997	0.01	5.454m	10Hz (DC>=0.98)
802.11be EHT80_Nss1,(MCS0)_2TX	0.997	0.01	5.453m	10Hz (DC>=0.98)
802.11be EHT160_Nss1,(MCS0)_2TX	0.997	0.01	5.453m	10Hz (DC>=0.98)

Note. If DC < 0.98, the DCF was added while measuring Output power and PSD.

Non-Beamforming_Radio 2_Multi-RU

Mode	DC	DCF (dB)	T (s)	VBW (Hz)_1/T
802.11be EHT80_Nss1,(MCS0)_2TX	0.997	0.01	5.453m	10Hz (DC>=0.98)
802.11be EHT160_Nss1,(MCS0)_2TX	0.997	0.01	5.453m	10Hz (DC>=0.98)

Note. If DC < 0.98, the DCF was added while measuring Output power and PSD.

Non-Beamforming_Radio 2_Channel Puncturing

Mode	DC	DCF (dB)	T (s)	VBW (Hz)_1/T
802.11be EHT80_Nss1,(MCS0)_2TX	0.997	0.01	5.453m	10Hz (DC>=0.98)
802.11be EHT160_Nss1,(MCS0)_2TX	0.997	0.01	5.453m	10Hz (DC>=0.98)

Note. If DC < 0.98, the DCF was added while measuring Output power and PSD.

Beamforming_Radio 0

Mode	DC	DCF (dB)	T (s)	VBW (Hz)_1/T
802.11be EHT20-BF_Nss1,(MCS0)_2TX	0.997	0.01	5.453m	10Hz (DC>=0.98)
802.11be EHT40-BF_Nss1,(MCS0)_2TX	0.997	0.01	5.454m	10Hz (DC>=0.98)
802.11be EHT80-BF_Nss1,(MCS0)_2TX	0.997	0.01	5.453m	10Hz (DC>=0.98)
802.11be EHT160-BF_Nss1,(MCS0)_2TX	0.997	0.01	5.453m	10Hz (DC>=0.98)

Note. If DC < 0.98, the DCF was added while measuring Output power and PSD.

Beamforming_Radio 2

Mode	DC	DCF (dB)	T (s)	VBW (Hz)_1/T
802.11be EHT20-BF_Nss1,(MCS0)_2TX	0.997	0.01	5.454m	10Hz (DC>=0.98)
802.11be EHT40-BF_Nss1,(MCS0)_2TX	0.997	0.01	5.454m	10Hz (DC>=0.98)
802.11be EHT80-BF_Nss1,(MCS0)_2TX	0.997	0.01	5.453m	10Hz (DC>=0.98)
802.11be EHT160-BF_Nss1,(MCS0)_2TX	0.997	0.01	5.453m	10Hz (DC>=0.98)

Note. If DC < 0.98, the DCF was added while measuring Output power and PSD.

1.1.7 Table for Permissive Change

This product is an extension of original one reported under Sporton project number: FR4N1424AN
Below is the table for the change of the product with respect to the original one.

Modifications	Performance Checking
Frequency bands U-NII-2A and U-NII-2C were added	Emission Bandwidth, Maximum Conducted Output Power, Peak Power Spectral Density and Unwanted Emissions above 1GHz were evaluated

1.2 Testing Applied Standards

According to the specifications of the manufacturer, the EUT must comply with the requirements of the following standards:

- 47 CFR FCC Part 15
- ANSI C63.10-2013
- KDB 789033 D02 v02r01

The following reference test guidance is not within the scope of accreditation of TAF:

- KDB 662911 D01 v02r01
- KDB 662911 D03 v02
- KDB 414788 D01 v01r01

1.3 Testing Location Information

Test Lab.：Sporton International Inc. Hsinhua Laboratory				
☐ Hsinhua **(TAF:** 3785**)**	**ADD:** No.52, Huaya 1st Rd., Guishan Dist., Taoyuan City 333411, Taiwan (R.O.C.)			
	TEL: 886-3-327-3456		**FAX:** 886-3-327-0973	
Test site Designation No. TW3785 with FCC.				
☒ Wenhua 3rd. **(TAF:** 3785**)**	**ADD:** No. 58, Aly. 75, Ln. 564, Wenhua 3rd Rd., Guishan Dist. Taoyuan City 333, Taiwan (R.O.C.)			
	TEL: 886-3-327-0868			
Test site Designation No. TW0036 with FCC.				
Test Condition	**Test Site No.**	**Test Engineer**	**Test Environment**	**Test Date**
RF Conducted	TH06-HY	Johnny Yu	21.8~22.6°C / 53~64%	17/Jan/2025~25/Feb/2025
Radiated	03CH24-HY	Billy Wang	18.9~21.1°C / 52~54%	09/Jan/2025~08/Apr/2025
Radiated (Co-location)	03CH26-HY	Andy Wang	19.5~22.2°C / 51~55%	21/Jan/2025

1.4 Measurement Uncertainty

ISO/IEC 17025 requires that an estimate of the measurement uncertainties associated with the emissions test results be included in the report. The measurement uncertainties given below are based on a 95% confidence level (based on a coverage factor (k=2)

Test Items	**Uncertainty**	**Remark**
Emission Bandwidth	3 MHz	Confidence levels of 95%
Maximum Conducted Output Power	2 dB	Confidence levels of 95%
Power Spectral Density	2 dB	Confidence levels of 95%
Unwanted Emissions	4.8 dB	Confidence levels of 95%
Temperature	0.41 °C	Confidence levels of 95%
Humidity	3.4 %	Confidence levels of 95%

2 Test Configuration of EUT

2.1 Test Channel Mode

Test Software Version	qdart_conn.win.1.0_installer_00099

Non-Beamforming_Radio 0_Full RU

Mode	Power Setting
802.11a_Nss1,(6Mbps)_2TX	-
5260MHz	17.5
5300MHz	17.5
5320MHz	17.5
5500MHz	17.5
5580MHz	17.5
5700MHz	17.5
5720MHz Straddle 5.47-5.725GHz	17.5
5720MHz Straddle 5.725-5.85GHz	17.5
802.11be EHT20_Nss1,(MCS0)_2TX	-
5260MHz	17.5
5300MHz	17.5
5320MHz	17.5
5500MHz	17.5
5580MHz	17.5
5700MHz	17.5
5720MHz Straddle 5.47-5.725GHz	17.5
5720MHz Straddle 5.725-5.85GHz	17.5
802.11be EHT40_Nss1,(MCS0)_2TX	-
5270MHz	17.5
5310MHz	17.5
5510MHz	17
5550MHz	17.5
5670MHz	17.5
5710MHz Straddle 5.47-5.725GHz	17.5
5710MHz Straddle 5.725-5.85GHz	17.5
802.11be EHT80_Nss1,(MCS0)_2TX	-
5290MHz	15.5
5530MHz	17.5
5610MHz	17.5
5690MHz Straddle 5.47-5.725GHz	17.5
5690MHz Straddle 5.725-5.85GHz	17.5
802.11be EHT160_Nss1,(MCS0)_2TX	-
5250MHz Straddle 5.15-5.25GHz	15.5
5250MHz Straddle 5.25-5.35GHz	15.5
5570MHz	17.5

Non-Beamforming_Radio 2_Full RU

Mode	Power Setting
802.11a_Nss1,(6Mbps)_2TX	-
5260MHz	17
5300MHz	17
5320MHz	17
5500MHz	17
5580MHz	17
5700MHz	17
5720MHz Straddle 5.47-5.725GHz	17
5720MHz Straddle 5.725-5.85GHz	17
802.11be EHT20_Nss1,(MCS0)_2TX	-
5260MHz	17
5300MHz	17
5320MHz	17
5500MHz	17
5580MHz	17
5700MHz	17
5720MHz Straddle 5.47-5.725GHz	17
5720MHz Straddle 5.725-5.85GHz	17
802.11be EHT40_Nss1,(MCS0)_2TX	-
5270MHz	17
5310MHz	17
5510MHz	17
5550MHz	17
5670MHz	17
5710MHz Straddle 5.47-5.725GHz	17
5710MHz Straddle 5.725-5.85GHz	17
802.11be EHT80_Nss1,(MCS0)_2TX	-
5290MHz	17
5530MHz	17
5610MHz	17
5690MHz Straddle 5.47-5.725GHz	17
5690MHz Straddle 5.725-5.85GHz	17
802.11be EHT160_Nss1,(MCS0)_2TX	-
5250MHz Straddle 5.15-5.25GHz	17
5250MHz Straddle 5.25-5.35GHz	17
5570MHz	17

Non-Beamforming_Radio 2_Multi-RU

Mode	Power Setting
802.11be EHT80_Nss1,(MCS0),RU242+RU242 MRU 1_2TX	-
5290MHz	12.5
802.11be EHT80_Nss1,(MCS0),RU242+RU242 MRU 1_2TX	-
5530MHz	12.5
802.11be EHT80_Nss1,(MCS0),RU242+RU242 MRU 1_2TX	-
5610MHz	12.5
802.11be EHT80_Nss1,(MCS0),RU484+RU242 MRU 3_2TX	-
5690MHz Straddle 5.47-5.725GHz	14.5
802.11be EHT80_Nss1,(MCS0),RU484+RU242 MRU 3_2TX	-
5690MHz Straddle 5.725-5.85GHz	14.5
802.11be EHT160_Nss1,(MCS0),RU484+RU484 MRU 1_2TX	-
5250MHz Straddle 5.15-5.25GHz	13.5
802.11be EHT160_Nss1,(MCS0),RU484+RU484 MRU 1_2TX	-
5250MHz Straddle 5.25-5.35GHz	13.5
802.11be EHT160_Nss1,(MCS0),RU484+RU484 MRU 1_2TX	-
5570MHz	13

Non-Beamforming_Radio 2_Channel Puncturing

Mode	Power Setting
802.11be EHT80_Nss1,(MCS0),RU484+RU242 CP 1_2TX	-
5290MHz	15.5
802.11be EHT80_Nss1,(MCS0),RU484+RU242 CP 3_2TX	-
5530MHz	15
802.11be EHT80_Nss1,(MCS0),RU484+RU242 CP 2_2TX	-
5610MHz	15
802.11be EHT80_Nss1,(MCS0),RU484+RU242 CP 1_2TX	-
5690MHz Straddle 5.47-5.725GHz	15
802.11be EHT80_Nss1,(MCS0),RU484+RU242 CP 1_2TX	-
5690MHz Straddle 5.725-5.85GHz	15
802.11be EHT160_Nss1,(MCS0),RU996+RU484+RU242 CP 4_2TX	-
5250MHz Straddle 5.15-5.25GHz	15.5
802.11be EHT160_Nss1,(MCS0),RU996+RU484 CP 4_2TX	-
5250MHz Straddle 5.15-5.25GHz	14
802.11be EHT160_Nss1,(MCS0),RU996+RU484+RU242 CP 4_2TX	-
5250MHz Straddle 5.25-5.35GHz	15.5
802.11be EHT160_Nss1,(MCS0),RU996+RU484 CP 4_2TX	-
5250MHz Straddle 5.25-5.35GHz	14
802.11be EHT160_Nss1,(MCS0),RU996+RU484+RU242 CP 7_2TX	-
5570MHz	15.5
802.11be EHT160_Nss1,(MCS0),RU996+RU484 CP 2_2TX	-
5570MHz	15.5

Beamforming_Radio 0

Mode	Power Setting
802.11be EHT20-BF_Nss1,(MCS0)_2TX	-
5260MHz	17.5
5300MHz	17.5
5320MHz	17.5
5500MHz	17.5
5580MHz	17.5
5700MHz	17.5
5720MHz Straddle 5.47-5.725GHz	17.5
5720MHz Straddle 5.725-5.85GHz	17.5
802.11be EHT40-BF_Nss1,(MCS0)_2TX	-
5270MHz	17.5
5310MHz	17.5
5510MHz	17
5550MHz	17.5
5670MHz	17.5
5710MHz Straddle 5.47-5.725GHz	17.5
5710MHz Straddle 5.725-5.85GHz	17.5
802.11be EHT80-BF_Nss1,(MCS0)_2TX	-
5290MHz	15.5
5530MHz	17.5
5610MHz	17.5
5690MHz Straddle 5.47-5.725GHz	17.5
5690MHz Straddle 5.725-5.85GHz	17.5
802.11be EHT160-BF_Nss1,(MCS0)_2TX	-
5250MHz Straddle 5.15-5.25GHz	15.5
5250MHz Straddle 5.25-5.35GHz	15.5
5570MHz	17.5

Beamforming_Radio 2

Mode	Power Setting
802.11be EHT20-BF_Nss1,(MCS0)_2TX	-
5260MHz	17
5300MHz	17
5320MHz	17
5500MHz	17
5580MHz	17
5700MHz	17
5720MHz Straddle 5.47-5.725GHz	17
5720MHz Straddle 5.725-5.85GHz	17
802.11be EHT40-BF_Nss1,(MCS0)_2TX	-
5270MHz	17
5310MHz	17
5510MHz	17
5550MHz	17
5670MHz	17
5710MHz Straddle 5.47-5.725GHz	17
5710MHz Straddle 5.725-5.85GHz	17
802.11be EHT80-BF_Nss1,(MCS0)_2TX	-
5290MHz	17
5530MHz	17
5610MHz	17
5690MHz Straddle 5.47-5.725GHz	17
5690MHz Straddle 5.725-5.85GHz	17
802.11be EHT160-BF_Nss1,(MCS0)_2TX	-
5250MHz Straddle 5.15-5.25GHz	17
5250MHz Straddle 5.25-5.35GHz	17
5570MHz	17

2.2 The Worst Case Measurement Configuration

The Worst Case Mode for Following Conformance Tests	
Tests Item	Emission Bandwidth Maximum Conducted Output Power Peak Power Spectral Density
Test Condition	Conducted measurement at transmit chains

The Worst Case Mode for Following Conformance Tests			
Tests Item	Unwanted Emissions		
Test Condition	Radiated measurement If EUT consist of multiple antenna assembly (multiple antenna are used in EUT regardless of spatial multiplexing MIMO configuration), the radiated test should be performed with highest antenna gain of each antenna type.		
Operating Mode < 1GHz	CTX		
1	PoE Mode		
Operating Mode > 1GHz	CTX		
Orthogonal Planes of EUT	**X Plane**	**Y Plane**	**Z Plane**
Worst Planes of EUT		V (Radio 2)	V (Radio 0)

The Worst Case Mode for Following Conformance Tests	
Tests Item	Simultaneous Transmission Analysis
Operating Mode	CTX
1	Radio 1 + Radio 2 (5G) + Radio 0 (2.4G) + Bluetooth
2	Radio 1 + Radio 2 (5G) + Radio 0 (5G) + Bluetooth
Refer to Sporton Test Report No.: FA4N1424-01 for Co-location RF Exposure Evaluation and Appendix E for Radiated Emission Co-location.	

2.3 Accessories

Accessories				
Ceiling	Brand Name	ARISTA	Model Name	MNP-AP-15MM

Reminder: Regarding to more detail and other information, please refer to user manual.

2.4 Support Equipment

Support Equipment – Conducted					
No.	**Equipment**	**Brand Name**	**Model Name**	**FCC ID**	**Remark**
1	Notebook	DELL	E5410	-	-
2	Adapter for NB	DELL	HA65NM130	-	-
3	AC Adapter	ASIAN POWER DEVICES.	WA-48B12R	-	Provided by Customer

Support Equipment – Radiated					
No.	**Equipment**	**Brand Name**	**Model Name**	**FCC ID**	**Remark**
1	RJ-45 Cable	Power sync	CAT-6E-03	-	-
2	PoE	PHIHONG	POE60U-1BT-X	-	Remote
3	AC Power Cable	Power sync	PW-GPC180-3	-	Remote

2.5 Test Setup Diagram

Test Setup Diagram - Radiated Test

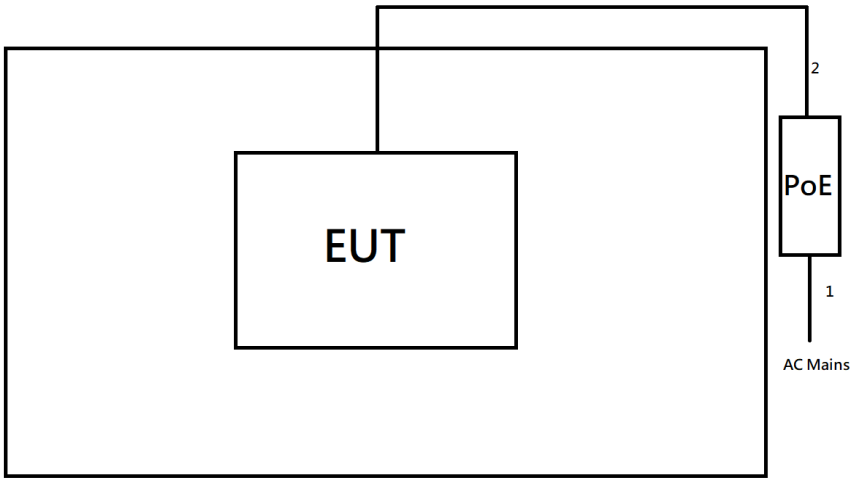

Item	Connection	Shielded	Length(m)	Remark
1	AC Power Cable	No	1.8	-
2	RJ45 Cable	No	3.0	-

3 Transmitter Test Result

3.1 Emission Bandwidth

3.1.1 Emission Bandwidth Limit

Emission Bandwidth Limit
UNII Devices
☒ For the 5.15-5.25 GHz band, N/A
☒ For the 5.25-5.35 GHz band, N/A
☒ For the 5.47-5.725 GHz band, N/A
☒ For the 5.725-5.85 GHz band, 6 dB emission bandwidth ≥ 500kHz.

3.1.2 Measuring Instruments

Refer a test equipment and calibration data table in this test report.

3.1.3 Test Procedures

Test Method	
▪ For the emission bandwidth shall be measured using one of the options below:	
	☒ Refer as KDB 789033, clause C for EBW and clause D for OBW measurement.
	☐ Refer as ANSI C63.10, clause 6.9.3 for occupied bandwidth testing.
	☐ Refer as IC RSS-Gen, clause 6.7 for bandwidth testing.

3.1.4 Test Setup

Emission Bandwidth


3.1.5 Test Result of Emission Bandwidth

Refer as Appendix A

3.2 Maximum Conducted Output Power

3.2.1 Maximum Conducted Output Power Limit

Maximum Conducted Output Power Limit	
UNII Devices	
☒	For the 5.15-5.25 GHz band:
	▪ Outdoor AP: the maximum conducted output power (P_{Out}) shall not exceed 1 W. If G_{TX} > 6 dBi, then P_{Out} = 30 – (G_{TX} – 6). e.i.r.p. at any elevation angle above 30 degrees ≤ 125mW [21dBm]
	▪ Indoor AP: the maximum conducted output power (P_{Out}) shall not exceed 1 W. If G_{TX} > 6 dBi, then P_{Out} = 30 – (G_{TX} – 6)
	▪ Point-to-point AP: the maximum conducted output power (P_{Out}) shall not exceed 1 W. If G_{TX} > 23 dBi, then P_{Out} = 30 – (G_{TX} – 23).
	▪ Mobile or Portable Client: the maximum conducted output power (P_{Out}) shall not exceed 250 mW. If G_{TX} > 6 dBi, then P_{Out} = 24 – (G_{TX} – 6).
☒	For the 5.25-5.35 GHz band, the maximum conducted output power (P_{Out}) shall not exceed 250 mW or 11 dBm + 10 log B, where B is the 26 dB emission bandwidth in MHz. If G_{TX} > 6 dBi, then P_{Out} = 24 – (G_{TX} – 6).
☒	For the 5.47-5.725 GHz band, the maximum conducted output power (P_{Out}) shall not exceed 250 mW or 11 dBm + 10 log B, where B is the 26 dB emission bandwidth in MHz. If G_{TX} > 6 dBi, then P_{Out} = 24 – (G_{TX} – 6).
☒	For the 5.725-5.85 GHz band:
	▪ Point-to-multipoint systems (P2M): the maximum conducted output power (P_{Out}) shall not exceed 1 W. If G_{TX} > 6 dBi, then P_{Out} = 30 – (G_{TX} – 6).
	▪ Point-to-point systems (P2P): the maximum conducted output power (P_{Out}) shall not exceed 1 W.
P_{Out} = maximum conducted output power in dBm, **G_{TX}** = the maximum transmitting antenna directional gain in dBi.	

3.2.2 Measuring Instruments

Refer a test equipment and calibration data table in this test report.

3.2.3 Test Procedures

Test Method	
▪ Maximum Conducted Output Power	
	Duty cycle ≥ 98%
	☒ Refer as KDB 789033, clause E Method SA-2 (spectral trace averaging).
	Duty cycle < 98%
	☐ Refer as KDB 789033, clause E Method SA-2 Alt. (RMS detection with slow sweep speed)
	Wideband RF power meter and average over on/off periods with duty factor
	☒ Refer as KDB 789033, clause E Method PM (using an RF average power meter).
▪ For conducted measurement.	
	▪ If the EUT supports multiple transmit chains using options given below: Refer as KDB 662911, In-band power measurements. Using the measure-and-sum approach, measured all transmit ports individually. Sum the power (in linear power units e.g., mW) of all ports for each individual sample and save them.
	▪ If multiple transmit chains, EIRP calculation could be following as methods: $P_{total} = P_1 + P_2 + \ldots + P_n$ (calculated in linear unit [mW] and transfer to log unit [dBm]) $EIRP_{total} = P_{total} + DG$

3.2.4 Test Setup

For Straddle channel

RF Output Power (Spectrum Analyzer)

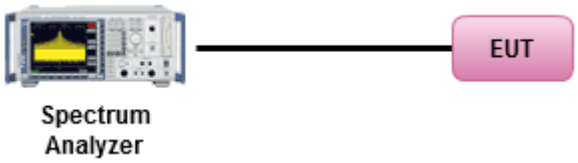

For Other channel

RF Output Power (Power Meter)

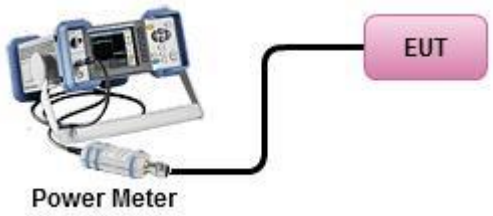

3.2.5 Test Result of Maximum Conducted Output Power

Refer as Appendix B

3.3 Peak Power Spectral Density

3.3.1 Peak Power Spectral Density Limit

Peak Power Spectral Density Limit	
UNII Devices	
☒ For the 5.15-5.25 GHz band:	
	▪ Outdoor AP: the peak power spectral density (PPSD) shall not exceed 17dBm/MHz. If G_{TX} > 6 dBi, then P_{Out} = 17 – (G_{TX} – 6).
	▪ Indoor AP: the peak power spectral density (PPSD) shall not exceed 17dBm/MHz. If G_{TX} > 6 dBi, then P_{Out} = 17 – (G_{TX} – 6).
	▪ Point-to-point AP: the peak power spectral density (PPSD) shall not exceed 17dBm/MHz. If G_{TX} > 23 dBi, then P_{Out} = 17 – (G_{TX} – 23).
	▪ Mobile or Portable Client: the peak power spectral density (PPSD) ≤ 11 dBm/MHz. If G_{TX} > 6 dBi, then PPSD= 11 – (G_{TX} – 6)..
☒ For the 5.25-5.35 GHz band, the peak power spectral density (PPSD) ≤ 11 dBm/MHz. If G_{TX} > 6 dBi, then PPSD= 11 – (G_{TX} – 6).	
☒ For the 5.47-5.725 GHz band, the peak power spectral density (PPSD) ≤ 11 dBm/MHz. If G_{TX} > 6 dBi, then PPSD= 11 – (G_{TX} – 6).	
☒ For the 5.725-5.85 GHz band:	
	▪ Point-to-multipoint systems (P2M): the peak power spectral density (PPSD) ≤ 30 dBm/500kHz. If G_{TX} > 6 dBi, then PPSD= 30 – (G_{TX} – 6).
	▪ Point-to-point systems (P2P): the peak power spectral density (PPSD) ≤ 30 dBm/500kHz.
PPSD = peak power spectral density that he same method as used to determine the conducted output power shall be used to determine the power spectral density. And power spectral density in dBm/MHz **G_{TX}** = the maximum transmitting antenna directional gain in dBi.	

3.3.2 Measuring Instruments

Refer a test equipment and calibration data table in this test report.

3.3.3 Test Procedures

Test Method		
▪ Peak power spectral density procedures that the same method as used to determine the conducted output power shall be used to determine the peak power spectral density and use the peak search function on the spectrum analyzer to find the peak of the spectrum. For the peak power spectral density shall be measured using below options:		
	☐ Refer as KDB 789033, F)5) power spectral density can be measured using resolution bandwidths < 1 MHz provided that the results are integrated over 1 MHz bandwidth	
	Duty cycle ≥ 98%	
	☒ Refer as KDB 789033, clause E Method SA-2 (spectral trace averaging).	
	Duty cycle < 98%	
	☐ Refer as KDB 789033, clause E Method SA-2 Alt. (RMS detection with slow sweep speed)	
▪ For conducted measurement.		
	▪ If the EUT supports multiple transmit chains using options given below:	
		▪ Measure and sum the spectra across the outputs. Refer as KDB 662911, In-band power spectral density (PSD). Sample all transmit ports simultaneously using a spectrum analyzer for each transmit port. Where the trace bin-by-bin of each transmit port summing can be performed. (i.e., in the first spectral bin of output 1 is summed with that in the first spectral bin of output 2 and that from the first spectral bin of output 3, and so on up to the NTX output to obtain the value for the first frequency bin of the summed spectrum.). Add up the amplitude (power) values for the different transmit chains and use this as the new data trace.
	▪	If multiple transmit chains, EIRP PPSD calculation could be following as methods: $PPSD_{total} = PPSD_1 + PPSD_2 + \ldots + PPSD_n$ (calculated in linear unit [mW] and transfer to log unit [dBm]) $EIRP_{total} = PPSD_{total} + DG$

3.3.4 Test Setup

Power Spectral Density


3.3.5 Test Result of Peak Power Spectral Density

Refer as Appendix C

3.4 Unwanted Emissions

3.4.1 Transmitter Radiated Unwanted Emissions Limit

Unwanted emissions below 1 GHz and restricted band emissions above 1GHz limit			
Frequency Range (MHz)	**Field Strength (uV/m)**	**Field Strength (dBuV/m)**	**Measure Distance (m)**
0.009~0.490	2400/F(kHz)	48.5 - 13.8	300
0.490~1.705	24000/F(kHz)	33.8 - 23	30
1.705~30.0	30	29	30
30~88	100	40	3
88~216	150	43.5	3
216~960	200	46	3
Above 960	500	54	3

Note 1: Test distance for frequencies at or above 30 MHz, measurements may be performed at a distance other than the limit distance provided they are not performed in the near field and the emissions to be measured can be detected by the measurement equipment. When performing measurements at a distance other than that specified, the results shall be extrapolated to the specified distance using an extrapolation factor of 20 dB/decade (inverse of linear distance for field-strength measurements, inverse of linear distance-squared for power-density measurements).

Note 2: Test distance for frequencies at below 30 MHz, measurements may be performed at a distance closer than the EUT limit distance; however, an attempt should be made to avoid making measurements in the near field. When performing measurements below 30 MHz at a closer distance than the limit distance, the results shall be extrapolated to the specified distance by either making measurements at a minimum of two or more distances on at least one radial to determine the proper extrapolation factor or by using the square of an inverse linear distance extrapolation factor (40 dB/decade). The test report shall specify the extrapolation method used to determine compliance of the EUT.

Note 3: Using the distance of 1m during the test for above 18 GHz, and the test value to correct for the distance factor at 3m.

Un-restricted band emissions above 1GHz Limit	
Operating Band	**Limit**
5.15 - 5.25 GHz	e.i.r.p. -27 dBm [68.2 dBuV/m@3m]
5.25 - 5.35 GHz	e.i.r.p. -27 dBm [68.2 dBuV/m@3m]
5.47 - 5.725 GHz	e.i.r.p. -27 dBm [68.2 dBuV/m@3m]
5.725 - 5.85 GHz	5.650-5700 GHz: e.i.r.p. -27 ~ 10 dBm [68.2 ~ 105.2 dBuV/m@3m] 5.700-5720 GHz: e.i.r.p. 10 ~ 15.6 dBm [105.2 ~ 110.8 dBuV/m@3m] 5.720-5725 GHz: e.i.r.p. 15.6 ~ 27 dBm [110.8 ~ 122.2 dBuV/m@3m] 5.850-5.855 GHz: e.i.r.p. 27 ~ 15.6 dBm [122.2 ~ 110.8 dBuV/m@3m] 5.855-5.875 GHz: e.i.r.p. 15.6 ~ 10 dBm [110.8 ~ 105.2 dBuV/m@3m] 5.875-5.925 GHz: e.i.r.p. 10 ~ -27 dBm [105.2 ~ 68.2dBuV/m@3m] Other un-restricted band: e.i.r.p. -27 dBm [68.2 dBuV/m@3m]

Note 1: Measurements may be performed at a distance other than the limit distance provided they are not performed in the near field and the emissions to be measured can be detected by the measurement equipment. When performing measurements at a distance other than that specified, the results shall be extrapolated to the specified distance using an extrapolation factor of 20 dB/decade (inverse of linear distance for field-strength measurements, inverse of linear distance-squared for power-density measurements).

3.4.2 Measuring Instruments

Refer a test equipment and calibration data table in this test report.

3.4.3 Test Procedures

Test Method			
▪ Measurements may be performed at a distance other than the limit distance provided they are not performed in the near field and the emissions to be measured can be detected by the measurement equipment. Measurements shall not be performed at a distance greater than 30 m for frequencies above 30 MHz, unless it can be further demonstrated that measurements at a distance of 30 m or less are impractical. When performing measurements at a distance other than that specified, the results shall be extrapolated to the specified distance using an extrapolation factor of 20 dB/decade (inverse of linear distance for field-strength measurements, inverse of linear distance-squared for power-density measurements).			
▪ The average emission levels shall be measured in [duty cycle ≥ 98 or duty factor].			
▪ For the transmitter unwanted emissions shall be measured using following options below:			
	▪ Refer as KDB 789033, clause G)2) for unwanted emissions into non-restricted bands.		
	▪ Refer as KDB 789033, clause G)1) for unwanted emissions into restricted bands.		
		☒ Refer as KDB 789033, G)6) Method VB (ANSI C63.10, clause 4.1.4.2.3), Reduced VBW.	
		☒ Refer as KDB 789033, clause G)5) (ANSI C63.10, clause 4.1.4.2.2), measurement procedure peak limit.	
▪ For radiated measurement.			
	▪ Refer as ANSI C63.10, clause 6.4 for radiated emissions below 30 MHz and test distance is 3m.		
	▪ Refer as ANSI C63.10, clause 6.5 for radiated emissions 30 MHz to 1 GHz and test distance is 3m.		
	▪ Refer as ANSI C63.10, clause 6.6 for radiated emissions above 1GHz.		
▪ The any unwanted emissions level shall not exceed the fundamental emission level.			
▪ All amplitude of spurious emissions that are attenuated by more than 20 dB below the permissible value has no need to be reported.			
▪ Use the following spectrum analyzer settings:			
	▪ Set RBW=100 kHz for f < 1 GHz; VBW=3 * RBW; Sweep = auto; Detector function = peak; Trace = max hold.		
	▪ Set RBW = 1 MHz, VBW= 3MHz for f ≥ 1 GHz for peak measurement. For average measurement, refer as 1.1.4.		
▪ KDB 414788 Open-Field Test Sites and Chamber Correlation Justification.			
	▪ Based on FCC 15.31(f)(2): measurements may be performed at a distance closer than that specified in regulations; however, an attempt should be made to avoid making measurements in the near field.		
	▪ Open-field site and chamber correlation testing had been performed and chamber measured test result is the worst case test result.		

3.4.4 Measurement Results Calculation

The measured Level is calculated using:
Corrected Reading: Raw(Read Level) + AF(Antenna Factor) + CL(Cable Loss) - PA(Preamp Factor)

3.4.5 Test Setup

Above 1GHz

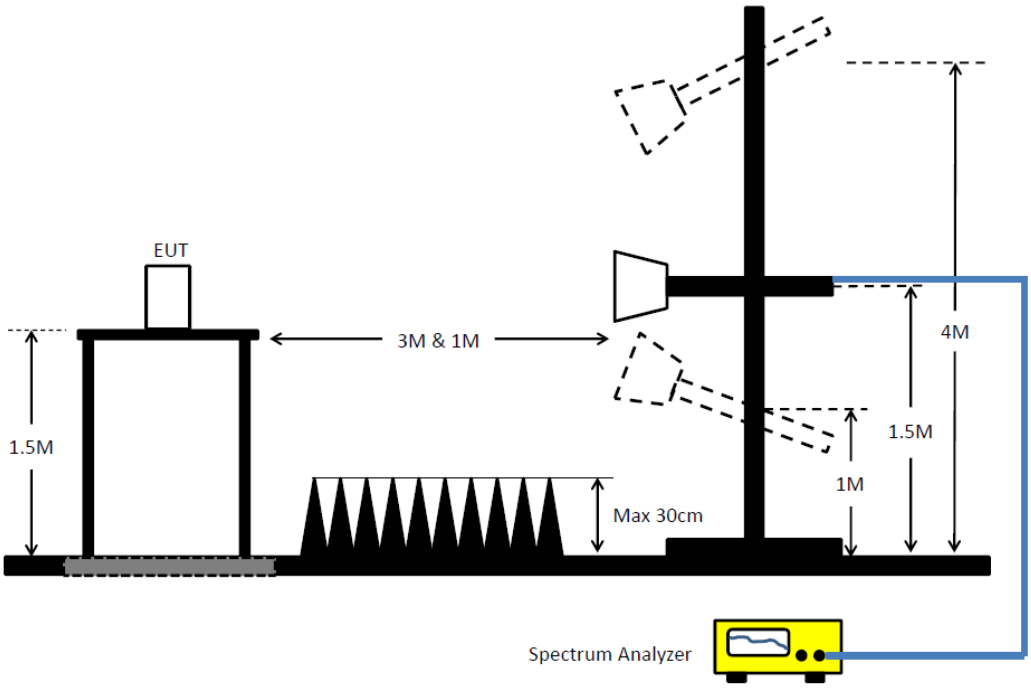

3.4.6 Test Result of Transmitter Unwanted Emissions

Refer as Appendix D

4 Test Equipment and Calibration Data

Instrument for Conducted Test

Instrument	Manufacturer /Brand	Model No.	Serial No.	Spec.	Calibration Date	Calibration Due Date
Signal Analyzer	R&S	FSV 40	101029	10Hz~40GHz	28/Oct/2024	27/Oct/2025
SMB100A Signal Generator	R&S	SMB100A	181147	100kHz~40GHz	16/Oct/2024	15/Oct/2025
Power Meter	Anritsu	ML2495A	1124009	300MHz~40GHz	01/Apr/2024	31/Mar/2025
Pulse Sensor	Anritsu	MA2411B	1027452	300MHz~40GHz	02/Apr/2024	01/Apr/2025
SENSE-15407_NII	Sporton	V5.11.22	N/A	N/A	N/A	N/A

Instrument for Radiated Test

Instrument	Manufacturer /Brand	Model No.	Serial No.	Spec.	Calibration Date	Calibration Due Date
3m Semi Anechoic Chamber	TDK	SAC-3M	03CH24-HY	1GHz~18GHz 3m	30/Jul/2024	29/Jul/2025
Signal Analyzer	ROHDE& SCHWARZ	FSV3044	101345	10Hz~44GHz	27/Aug/2024	26/Aug/2025
Double Ridged Guide Horn Antenna	SCHWARZBECK	BBHA 9120 D	02744	1GHz~18GHz	15/Aug/2024	14/Aug/2025
Broadband Horn Antenna	SCHWARZBECK	BBHA 9170	BBHA 9170154	18GHz~40GHz	04/Jun/2024	05/Jun/2025
RF Cable	HUBER+ SUHNER	SUOFLEX 104	03CH24-cable-01	9kHz~40GHz	01/Oct/2024	30/Sep/2025
Amplifier	EM	EM01G18G	060870	1GHz ~18GHz	12/Aug/2024	11/Aug/2025
Amplifier	EM	EM18G40GA	060874	18GHz ~40GHz	15/Apr/2024	14/Apr/2025
SENSE-15407-NII	Sporton	V5.11.20	NA	NA	NA	NA

Instrument for Radiated Test (Co-location)

Instrument	Manufacturer /Brand	Model No.	Serial No.	Spec.	Calibration Date	Calibration Due Date
3m Semi Anechoic Chamber	TDK	SAC-3M	03CH26-HY	1GHz~18GHz 3m	07/Aug/2024	06/Aug/2025
EMI Test Receiver	ROHDE & SCHWARZ	ESR	102318	9kHz~3.6GHz	06/Dec/2024	05/Dec/2025
Signal Analyzer	ROHDE& SCHWARZ	FSV3044	101411	10Hz~44GHz	09/Oct/2024	08/Oct/2025
Double Ridged Guide Horn Antenna	SCHWARZBECK	BBHA 9120 D	02877	1GHz~18GHz	11/Jul/2024	10/Jul/2025
Broadband Horn Antenna	SCHWARZBECK	BBHA 9170	01248	18GHz~40GHz	04/Oct/2024	03/Oct/2025
RF Cable	HUBER+SUHNER	SUOFLEX 104	CB009	1GHz~40GHz	21/Oct/2024	20/Oct/2025
Preamplifier	SGH	PRAMP 118-H	20230515-4	1GHz ~18GHz	24/May/2024	23/May/2025
Amplifier	EM	EM18G40G	060874	18GHz ~ 40GHz	15/Apr/2024	14/Apr/2025
SENSE-EMI	Sporton	V5.11.8	NA	NA	NA	NA

Summary

Mode	Max-N dB (Hz)	Max-OBW (Hz)	ITU-Code	Min-N dB (Hz)	Min-OBW (Hz)
5.15-5.25GHz	-	-	-	-	-
802.11be EHT160_Nss1,(MCS0)_2TX	80.08M	77.561M	77M6D1D	80M	77.481M
5.25-5.35GHz	-	-	-	-	-
802.11a_Nss1,(6Mbps)_2TX	22.55M	16.91M	16M9D1D	21.01M	16.58M
802.11be EHT20_Nss1,(MCS0)_2TX	23.375M	19.165M	19M2D1D	21.175M	19.015M
802.11be EHT40_Nss1,(MCS0)_2TX	41.58M	38.081M	38M1D1D	40.81M	37.831M
802.11be EHT80_Nss1,(MCS0)_2TX	84.7M	77.561M	77M6D1D	82.06M	77.361M
802.11be EHT160_Nss1,(MCS0)_2TX	82M	77.721M	77M7D1D	81.6M	77.401M
5.47-5.725GHz	-	-	-	-	-
802.11a_Nss1,(6Mbps)_2TX	21.89M	16.954M	17M0D1D	15.735M	13.253M
802.11be EHT20_Nss1,(MCS0)_2TX	22.825M	19.09M	19M1D1D	15.57M	14.438M
802.11be EHT40_Nss1,(MCS0)_2TX	43.67M	37.981M	38M0D1D	35.385M	33.793M
802.11be EHT80_Nss1,(MCS0)_2TX	88M	77.661M	77M7D1D	78.825M	73.388M
802.11be EHT160_Nss1,(MCS0)_2TX	161.48M	156.922M	157MD1D	160.6M	156.522M
5.725-5.85GHz	-	-	-	-	-
802.11a_Nss1,(6Mbps)_2TX	3.26M	4.258M	4M26D1D	3.24M	4.178M
802.11be EHT20_Nss1,(MCS0)_2TX	4.54M	4.658M	4M66D1D	4.54M	4.578M
802.11be EHT40_Nss1,(MCS0)_2TX	4.06M	4.418M	4M42D1D	4.04M	4.178M
802.11be EHT80_Nss1,(MCS0)_2TX	4.16M	6.377M	6M38D1D	4.1M	6.217M

Max-N dB = Maximum 6dB down bandwidth for 5.725-5.85GHz band / Maximum 26dB down bandwidth for other band;
Max-OBW = Maximum 99% occupied bandwidth;
Min-N dB = Minimum 6dB down bandwidth for 5.725-5.85GHz band / Maximum 26dB down bandwidth for other band;
Min-OBW = Minimum 99% occupied bandwidth

Result

Mode	Result	Limit (Hz)	Port 1-N dB (Hz)	Port 1-OBW (Hz)	Port 2-N dB (Hz)	Port 2-OBW (Hz)
802.11a_Nss1,(6Mbps)_2TX	-	-	-	-	-	-
5260MHz	Pass	Inf	22M	16.69M	21.01M	16.822M
5300MHz	Pass	Inf	22.55M	16.69M	21.78M	16.58M
5320MHz	Pass	Inf	21.065M	16.91M	21.835M	16.8M
5500MHz	Pass	Inf	21.45M	16.668M	21.835M	16.734M
5580MHz	Pass	Inf	21.45M	16.558M	21.89M	16.778M
5700MHz	Pass	Inf	21.89M	16.954M	21.89M	16.558M
5720MHz Straddle 5.47-5.725GHz	Pass	Inf	15.96M	13.253M	15.735M	13.373M
5720MHz Straddle 5.725-5.85GHz	Pass	500k	3.26M	4.178M	3.24M	4.258M
802.11be EHT20_Nss1,(MCS0)_2TX	-	-	-	-	-	-
5260MHz	Pass	Inf	22.055M	19.015M	23.375M	19.065M
5300MHz	Pass	Inf	21.67M	19.04M	22.165M	19.015M
5320MHz	Pass	Inf	21.175M	19.165M	21.945M	19.14M
5500MHz	Pass	Inf	21.505M	18.991M	21.23M	19.015M
5580MHz	Pass	Inf	22.165M	18.991M	22.825M	19.09M
5700MHz	Pass	Inf	21.34M	19.04M	21.505M	19.04M
5720MHz Straddle 5.47-5.725GHz	Pass	Inf	16.11M	14.438M	15.57M	14.498M
5720MHz Straddle 5.725-5.85GHz	Pass	500k	4.54M	4.658M	4.54M	4.578M
802.11be EHT40_Nss1,(MCS0)_2TX	-	-	-	-	-	-
5270MHz	Pass	Inf	41.36M	38.081M	41.58M	37.881M
5310MHz	Pass	Inf	40.81M	37.881M	41.14M	37.831M
5510MHz	Pass	Inf	41.25M	37.881M	41.14M	37.881M
5550MHz	Pass	Inf	41.69M	37.931M	43.67M	37.881M
5670MHz	Pass	Inf	42.35M	37.881M	42.13M	37.981M
5710MHz Straddle 5.47-5.725GHz	Pass	Inf	35.385M	33.863M	35.735M	33.793M
5710MHz Straddle 5.725-5.85GHz	Pass	500k	4.04M	4.418M	4.06M	4.178M
802.11be EHT80_Nss1,(MCS0)_2TX	-	-	-	-	-	-
5290MHz	Pass	Inf	82.06M	77.361M	84.7M	77.561M
5530MHz	Pass	Inf	81.4M	77.561M	80.96M	77.461M
5610MHz	Pass	Inf	87.78M	77.661M	88M	77.561M
5690MHz Straddle 5.47-5.725GHz	Pass	Inf	79.35M	73.463M	78.825M	73.388M
5690MHz Straddle 5.725-5.85GHz	Pass	500k	4.16M	6.377M	4.1M	6.217M
802.11be EHT160_Nss1,(MCS0)_2TX	-	-	-	-	-	-
5250MHz Straddle 5.15-5.25GHz	Pass	Inf	80.08M	77.561M	80M	77.481M
5250MHz Straddle 5.25-5.35GHz	Pass	Inf	81.6M	77.401M	82M	77.721M
5570MHz	Pass	Inf	161.48M	156.922M	160.6M	156.522M

Port X-N dB = Port X 6dB down bandwidth for 5.725-5.85GHz band / 26dB down bandwidth for other band
Port X-OBW = Port X 99% occupied bandwidth

5.15-5.25GHz_802.11be EHT160_Nss1,(MCS0)_2TX **EBW**

5250MHz Straddle 5.15-5.25GHz

17/01/2025

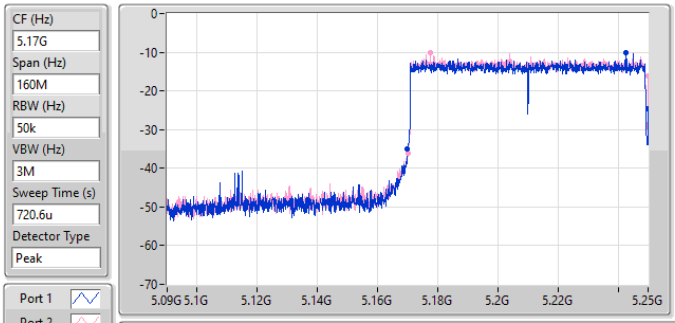

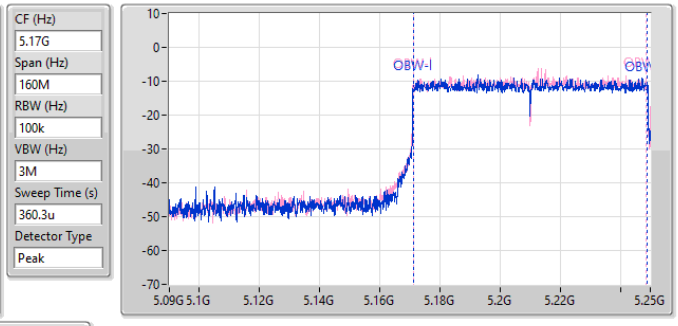

26dB(Hz)	Fl-26dB(Hz)	Fh-26dB(Hz)	OBW(Hz)	Fl-OBW(Hz)	Fh-OBW(Hz)	Limit(Hz)	Port
80.08M	5.16992G	5.25G	77.561M	5.171279G	5.248841G	Inf	1
80M	5.17G	5.25G	77.481M	5.171279G	5.248761G	Inf	2

5.25-5.35GHz_802.11a_Nss1,(6Mbps)_2TX **EBW**

5300MHz

17/01/2025

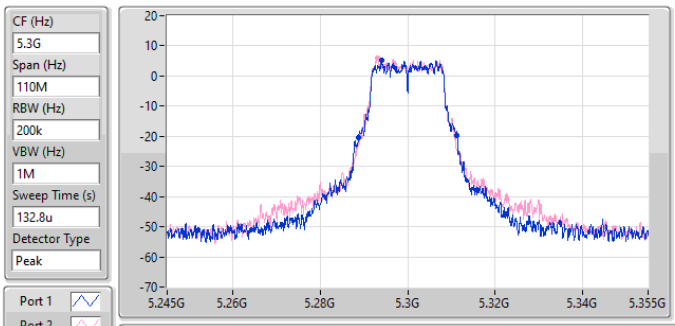

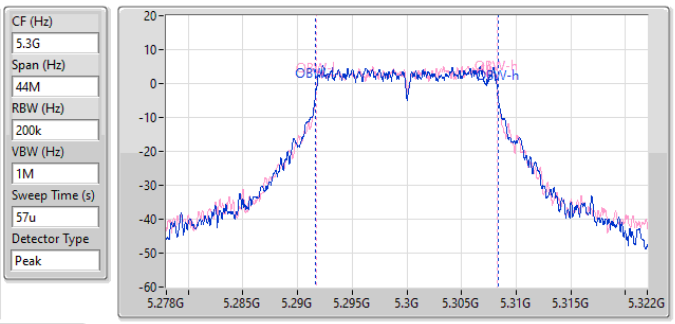

26dB(Hz)	Fl-26dB(Hz)	Fh-26dB(Hz)	OBW(Hz)	Fl-OBW(Hz)	Fh-OBW(Hz)	Limit(Hz)	Port
22.55M	5.28878G	5.31133G	16.69M	5.291644G	5.308334G	Inf	1
21.78M	5.289165G	5.310945G	16.58M	5.291688G	5.308268G	Inf	2

5.25-5.35GHz_802.11be EHT20_Nss1,(MCS0)_2TX **EBW**

5260MHz

17/01/2025

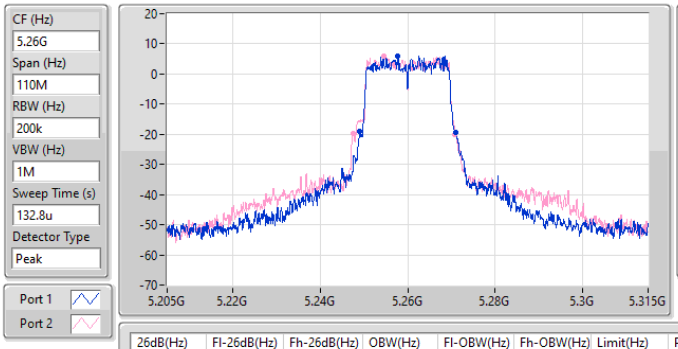

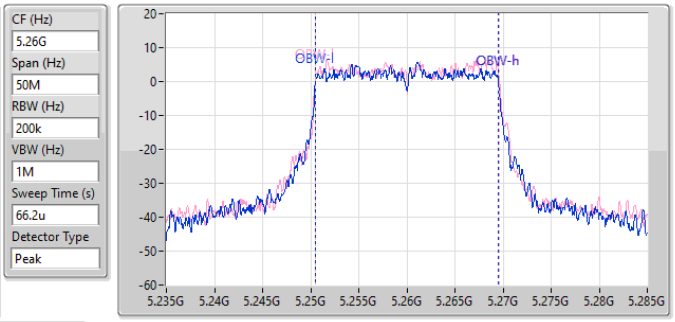

26dB(Hz)	Fl-26dB(Hz)	Fh-26dB(Hz)	OBW(Hz)	Fl-OBW(Hz)	Fh-OBW(Hz)	Limit(Hz)	Port
22.055M	5.249G	5.271055G	19.015M	5.250505G	5.26952G	Inf	1
23.375M	5.24746G	5.270835G	19.065M	5.25053G	5.269595G	Inf	2

5.25-5.35GHz_802.11be EHT40_Nss1,(MCS0)_2TX **EBW**

5270MHz

17/01/2025

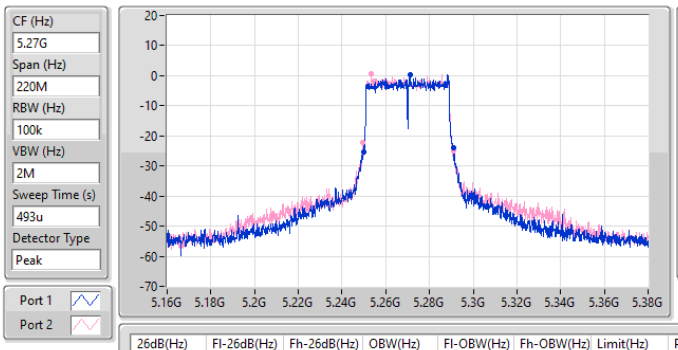

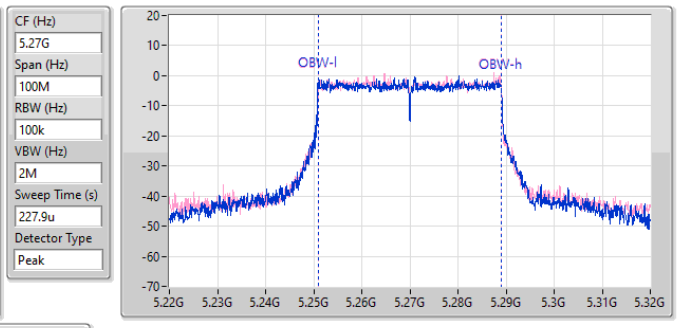

26dB(Hz)	Fl-26dB(Hz)	Fh-26dB(Hz)	OBW(Hz)	Fl-OBW(Hz)	Fh-OBW(Hz)	Limit(Hz)	Port
41.36M	5.24976G	5.29112G	38.081M	5.25091G	5.288991G	Inf	1
41.58M	5.24965G	5.29123G	37.881M	5.251059G	5.288941G	Inf	2

5.25-5.35GHz_802.11be EHT80_Nss1,(MCS0)_2TX **EBW**

5290MHz

17/01/2025

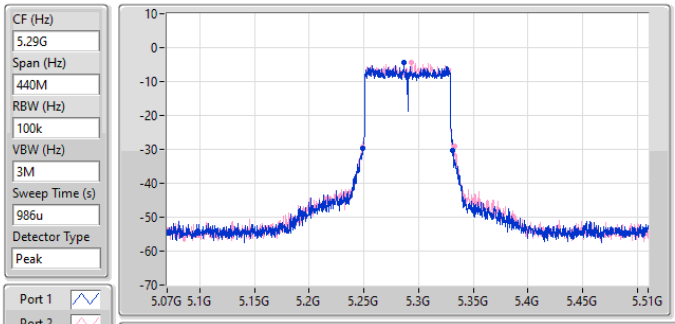

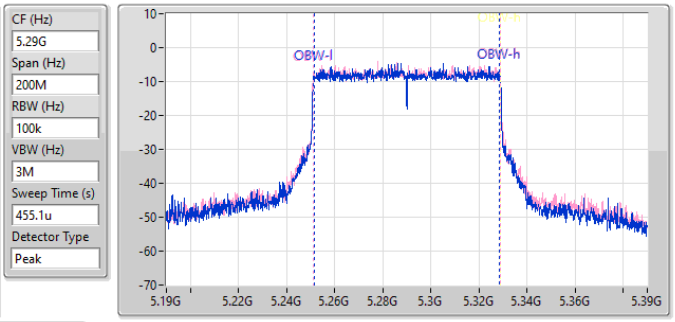

26dB(Hz)	Fl-26dB(Hz)	Fh-26dB(Hz)	OBW(Hz)	Fl-OBW(Hz)	Fh-OBW(Hz)	Limit(Hz)	Port
82.06M	5.24908G	5.33114G	77.361M	5.251319G	5.328681G	Inf	1
84.7M	5.24842G	5.33312G	77.561M	5.251219G	5.328781G	Inf	2

5.25-5.35GHz_802.11be EHT160_Nss1,(MCS0)_2TX **EBW**

5250MHz Straddle 5.25-5.35GHz

17/01/2025

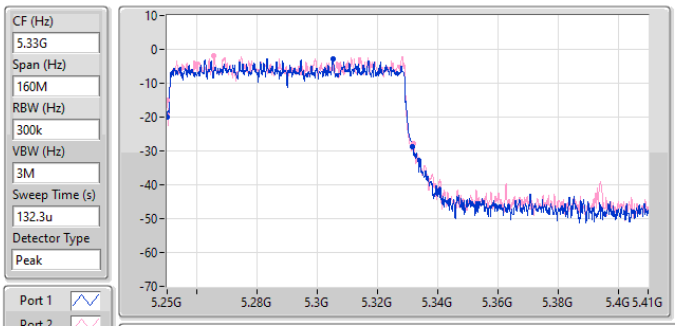

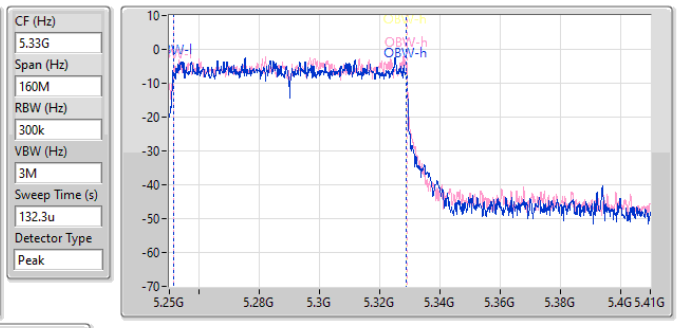

26dB(Hz)	Fl-26dB(Hz)	Fh-26dB(Hz)	OBW(Hz)	Fl-OBW(Hz)	Fh-OBW(Hz)	Limit(Hz)	Port
81.6M	5.25G	5.3316G	77.401M	5.251319G	5.328721G	Inf	1
82M	5.25G	5.332G	77.721M	5.251239G	5.328961G	Inf	2

5.47-5.725GHz_802.11a_Nss1,(6Mbps)_2TX **EBW**

5580MHz

17/01/2025

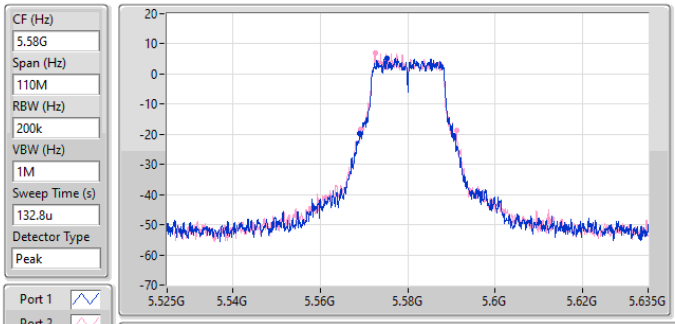

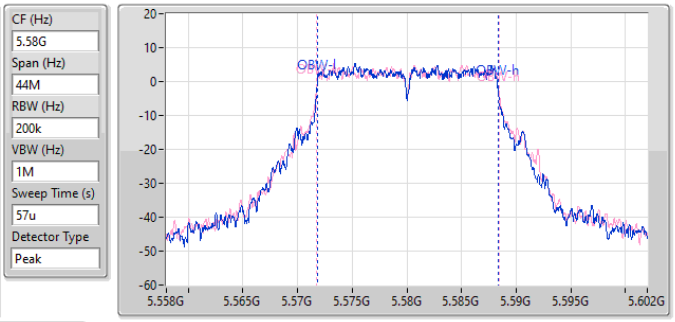

26dB(Hz)	Fl-26dB(Hz)	Fh-26dB(Hz)	OBW(Hz)	Fl-OBW(Hz)	Fh-OBW(Hz)	Limit(Hz)	Port
21.45M	5.569G	5.59045G	16.558M	5.571798G	5.588356G	Inf	1
21.89M	5.569275G	5.591165G	16.778M	5.57171G	5.588488G	Inf	2

5.47-5.725GHz_802.11be EHT20_Nss1,(MCS0)_2TX **EBW**

5580MHz

17/01/2025

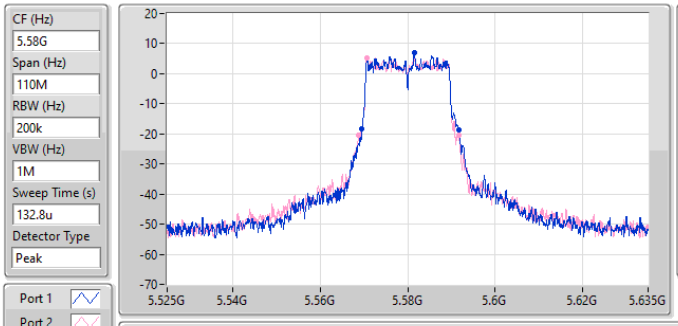

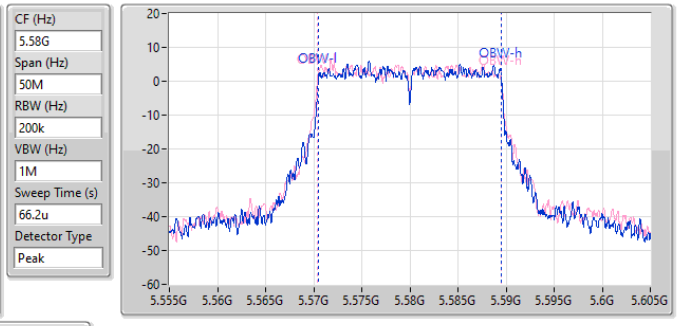

26dB(Hz)	Fl-26dB(Hz)	Fh-26dB(Hz)	OBW(Hz)	Fl-OBW(Hz)	Fh-OBW(Hz)	Limit(Hz)	Port
22.165M	5.569495G	5.59166G	18.991M	5.570505G	5.589495G	Inf	1
22.825M	5.56878G	5.591605G	19.09M	5.570405G	5.589495G	Inf	2

5.47-5.725GHz_802.11be EHT40_Nss1,(MCS0)_2TX **EBW**

5550MHz

17/01/2025

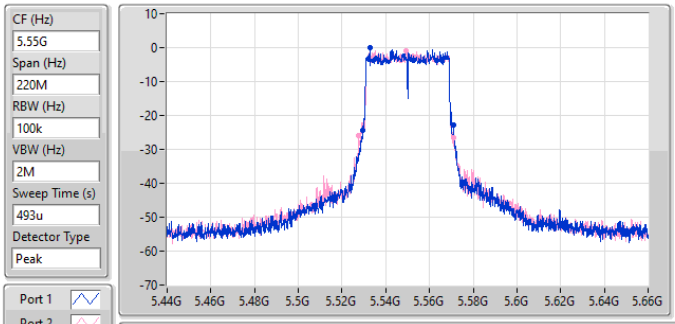

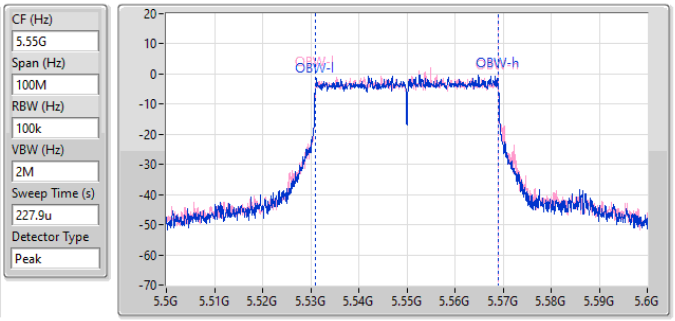

26dB(Hz)	Fl-26dB(Hz)	Fh-26dB(Hz)	OBW(Hz)	Fl-OBW(Hz)	Fh-OBW(Hz)	Limit(Hz)	Port
41.69M	5.52954G	5.57123G	37.931M	5.531059G	5.568991G	Inf	1
43.67M	5.52756G	5.57123G	37.881M	5.531059G	5.568941G	Inf	2

5.47-5.725GHz_802.11be EHT80_Nss1,(MCS0)_2TX **EBW**

5610MHz

17/01/2025

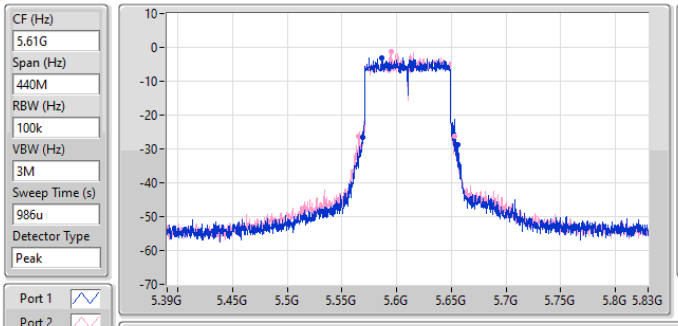

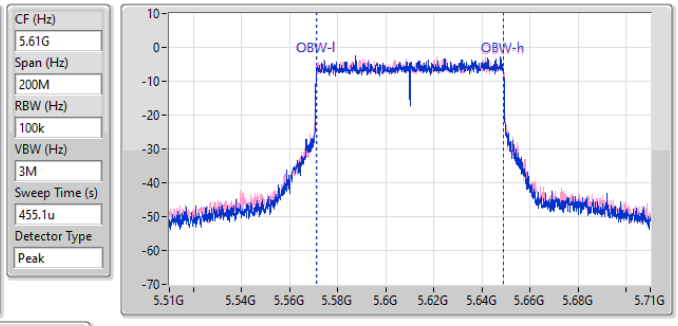

26dB(Hz)	Fl-26dB(Hz)	Fh-26dB(Hz)	OBW(Hz)	Fl-OBW(Hz)	Fh-OBW(Hz)	Limit(Hz)	Port
87.78M	5.56842G	5.6562G	77.661M	5.571219G	5.648881G	Inf	1
88M	5.56512G	5.65312G	77.561M	5.571319G	5.648881G	Inf	2

5.47-5.725GHz_802.11be EHT160_Nss1,(MCS0)_2TX **EBW**

5570MHz

17/01/2025

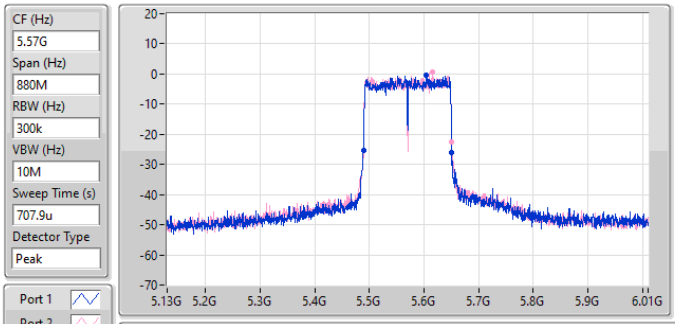

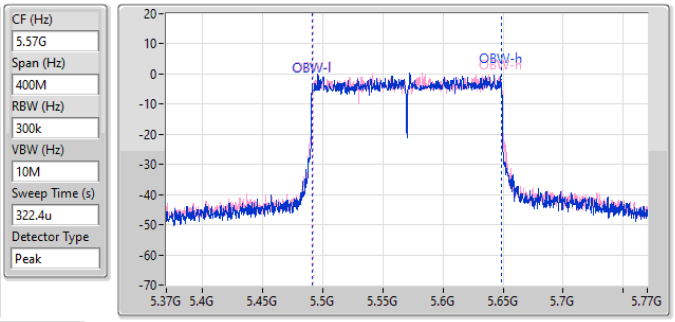

26dB(Hz)	Fl-26dB(Hz)	Fh-26dB(Hz)	OBW(Hz)	Fl-OBW(Hz)	Fh-OBW(Hz)	Limit(Hz)	Port
161.48M	5.48904G	5.65052G	156.922M	5.491639G	5.648561G	Inf	1
160.6M	5.48948G	5.65008G	156.522M	5.491839G	5.648361G	Inf	2

5.725-5.85GHz_802.11a_Nss1,(6Mbps)_2TX **EBW**

5720MHz Straddle 5.725-5.85GHz

17/01/2025

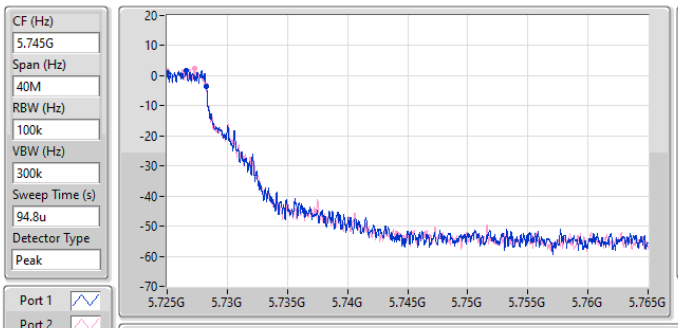

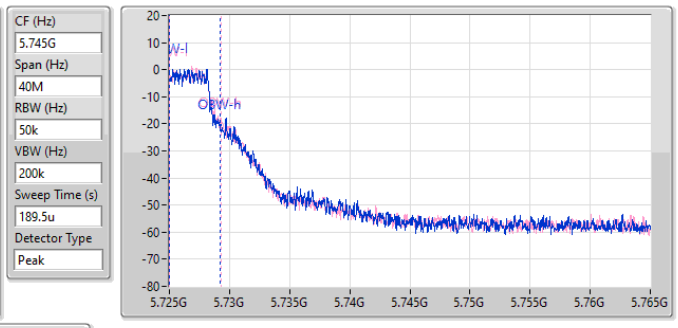

6dB(Hz)	Fl-6dB(Hz)	Fh-6dB(Hz)	OBW(Hz)	Fl-OBW(Hz)	Fh-OBW(Hz)	Limit(Hz)	Port
3.26M	5.725G	5.72826G	4.178M	5.72501G	5.729188G	500k	1
3.24M	5.725G	5.72824G	4.258M	5.72501G	5.729268G	500k	2

5.725-5.85GHz_802.11a_Nss1,(6Mbps)_2TX **EBW**

5720MHz Straddle 5.725-5.85GHz

17/01/2025

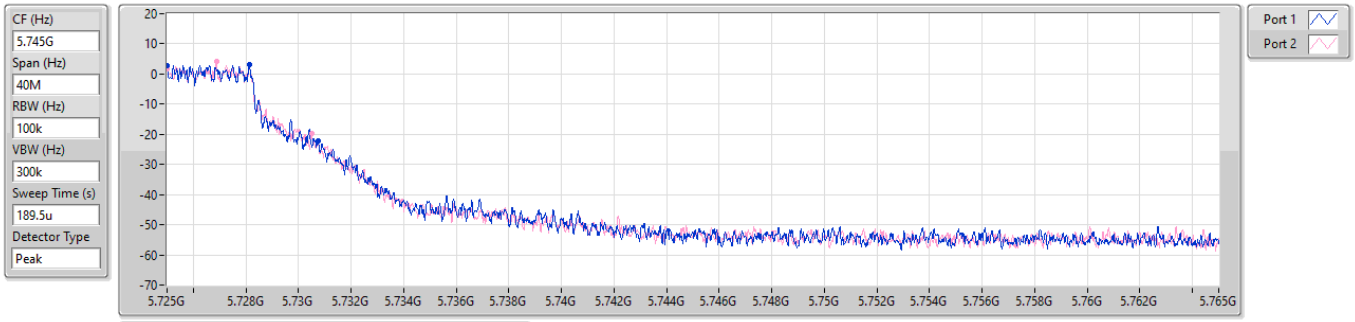

26dB(Hz)	Fl-26dB(Hz)	Fh-26dB(Hz)	Limit(Hz)	Port
5.76M	5.725G	5.73076G	Inf	1
5.52M	5.725G	5.73052G	Inf	2

5.725-5.85GHz_802.11be EHT20_Nss1,(MCS0)_2TX **EBW**

5720MHz Straddle 5.725-5.85GHz

17/01/2025

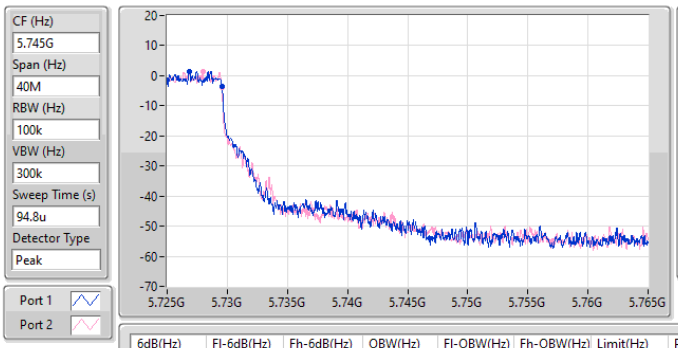

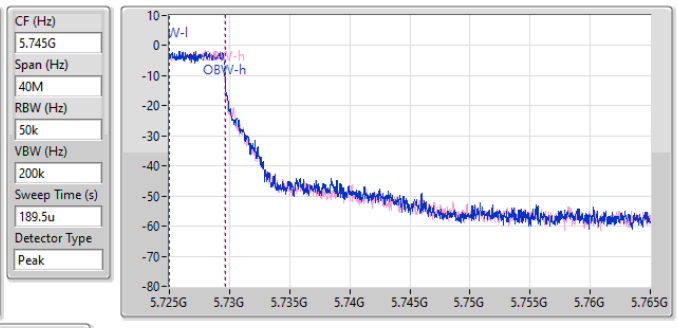

6dB(Hz)	Fl-6dB(Hz)	Fh-6dB(Hz)	OBW(Hz)	Fl-OBW(Hz)	Fh-OBW(Hz)	Limit(Hz)	Port
4.54M	5.725G	5.72954G	4.658M	5.72503G	5.729688G	500k	1
4.54M	5.725G	5.72954G	4.578M	5.72503G	5.729608G	500k	2

5.725-5.85GHz_802.11be EHT20_Nss1,(MCS0)_2TX **EBW**

5720MHz Straddle 5.725-5.85GHz

17/01/2025

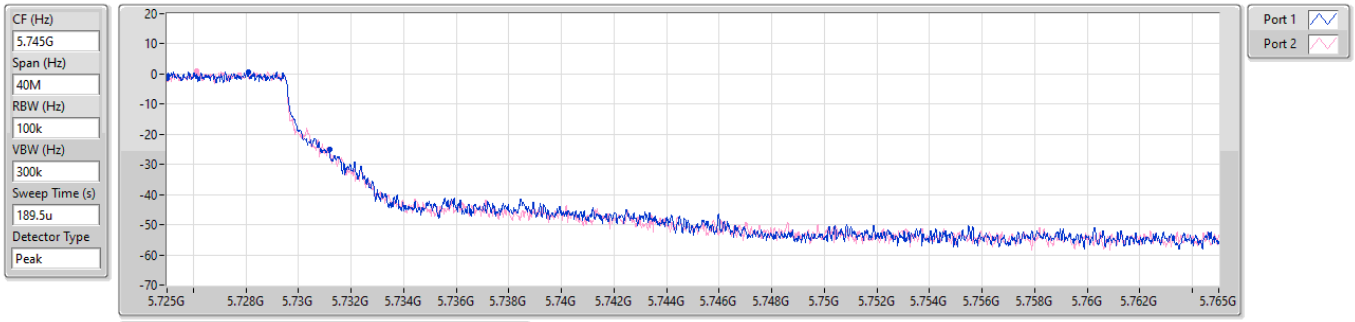

26dB(Hz)	Fl-26dB(Hz)	Fh-26dB(Hz)	Limit(Hz)	Port
6.18M	5.725G	5.73118G	Inf	1
6.16M	5.725G	5.73116G	Inf	2

5.725-5.85GHz_802.11be EHT40_Nss1,(MCS0)_2TX **EBW**

5710MHz Straddle 5.725-5.85GHz

17/01/2025

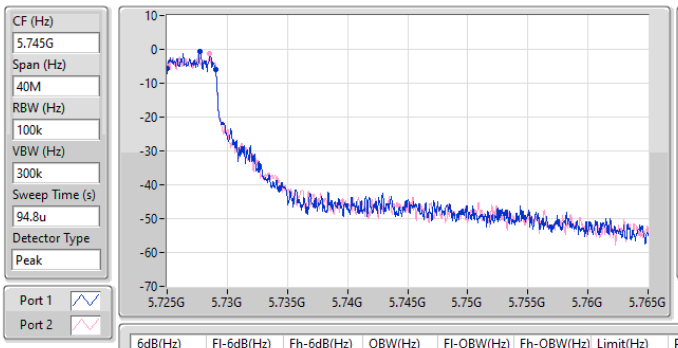

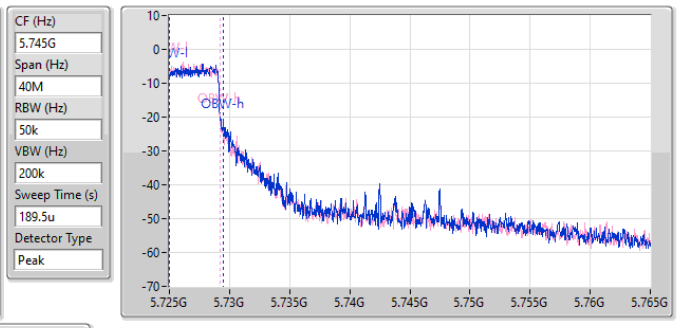

6dB(Hz)	Fl-6dB(Hz)	Fh-6dB(Hz)	OBW(Hz)	Fl-OBW(Hz)	Fh-OBW(Hz)	Limit(Hz)	Port
4.04M	5.72502G	5.72906G	4.418M	5.72503G	5.729448G	500k	1
4.06M	5.725G	5.72906G	4.178M	5.72503G	5.729208G	500k	2

5.725-5.85GHz_802.11be EHT40_Nss1,(MCS0)_2TX **EBW**

5710MHz Straddle 5.725-5.85GHz

17/01/2025

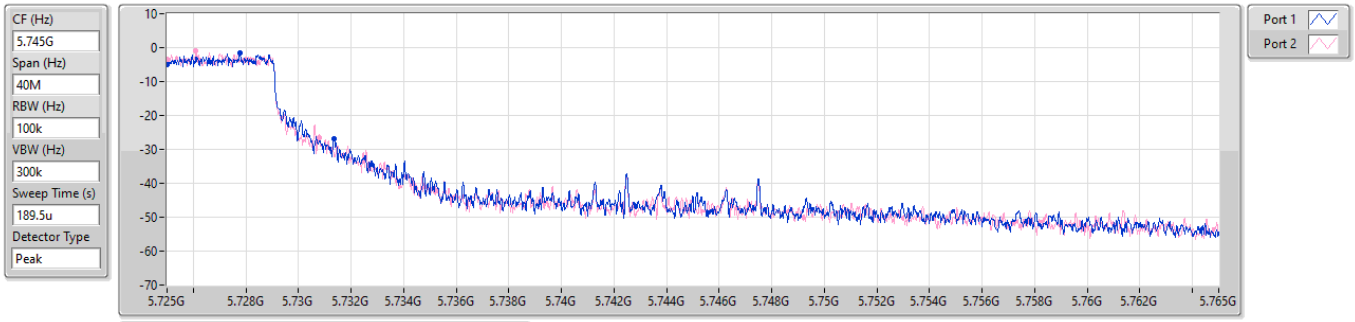

26dB(Hz)	Fl-26dB(Hz)	Fh-26dB(Hz)	Limit(Hz)	Port
6.36M	5.725G	5.73136G	Inf	1
5.8M	5.725G	5.7308G	Inf	2

5.725-5.85GHz_802.11be EHT80_Nss1,(MCS0)_2TX **EBW**

5690MHz Straddle 5.725-5.85GHz

17/01/2025

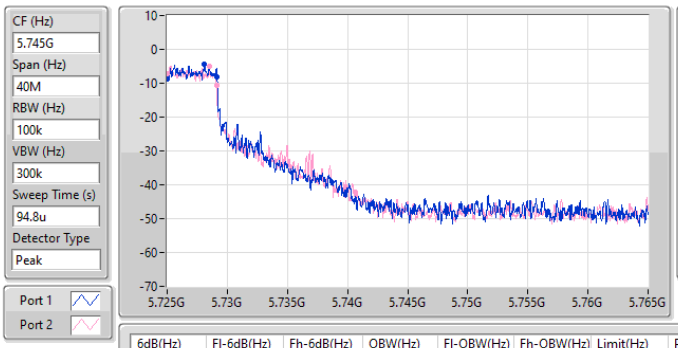

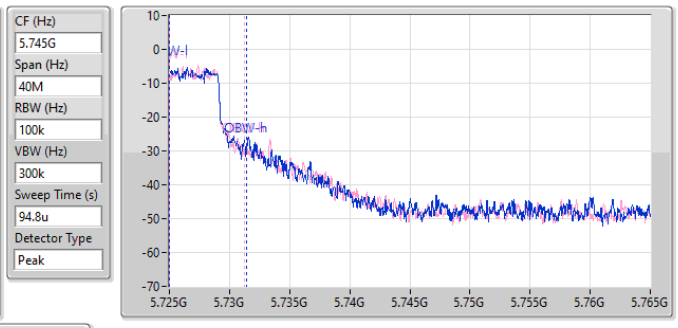

6dB(Hz)	Fl-6dB(Hz)	Fh-6dB(Hz)	OBW(Hz)	Fl-OBW(Hz)	Fh-OBW(Hz)	Limit(Hz)	Port
4.16M	5.725G	5.72916G	6.377M	5.72501G	5.731387G	500k	1
4.1M	5.725G	5.7291G	6.217M	5.72503G	5.731247G	500k	2

5.725-5.85GHz_802.11be EHT80_Nss1,(MCS0)_2TX **EBW**

5690MHz Straddle 5.725-5.85GHz

17/01/2025

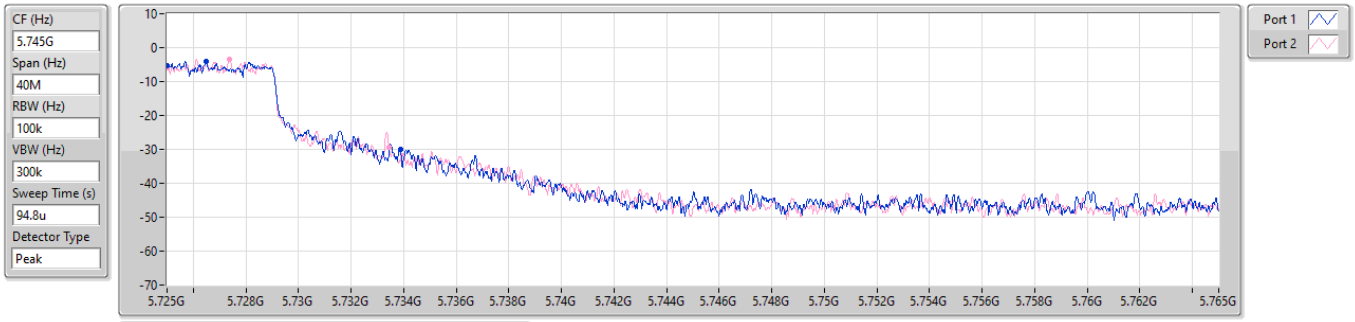

26dB(Hz)	Fl-26dB(Hz)	Fh-26dB(Hz)	Limit(Hz)	Port
8.88M	5.725G	5.73388G	Inf	1
8.44M	5.725G	5.73344G	Inf	2

Summary

Mode	Max-N dB (Hz)	Max-OBW (Hz)	ITU-Code	Min-N dB (Hz)	Min-OBW (Hz)
5.15-5.25GHz	-	-	-	-	-
802.11be EHT160_Nss1,(MCS0)_2TX	80.16M	77.641M	77M6D1D	79.44M	77.481M
5.25-5.35GHz	-	-	-	-	-
802.11a_Nss1,(6Mbps)_2TX	22.44M	16.734M	16M7D1D	20.955M	16.492M
802.11be EHT20_Nss1,(MCS0)_2TX	22.165M	19.09M	19M1D1D	21.23M	18.991M
802.11be EHT40_Nss1,(MCS0)_2TX	43.01M	37.931M	37M9D1D	40.37M	37.831M
802.11be EHT80_Nss1,(MCS0)_2TX	87.56M	77.561M	77M6D1D	86.02M	77.461M
802.11be EHT160_Nss1,(MCS0)_2TX	81.12M	77.641M	77M6D1D	80.96M	77.561M
5.47-5.725GHz	-	-	-	-	-
802.11a_Nss1,(6Mbps)_2TX	22.605M	16.844M	16M8D1D	15.525M	13.418M
802.11be EHT20_Nss1,(MCS0)_2TX	22.77M	19.19M	19M2D1D	15.885M	14.423M
802.11be EHT40_Nss1,(MCS0)_2TX	42.9M	38.081M	38M1D1D	34.65M	33.758M
802.11be EHT80_Nss1,(MCS0)_2TX	85.14M	77.561M	77M6D1D	78.075M	73.388M
802.11be EHT160_Nss1,(MCS0)_2TX	161.92M	156.922M	157MD1D	160.16M	156.722M
5.725-5.85GHz	-	-	-	-	-
802.11a_Nss1,(6Mbps)_2TX	3.24M	4.358M	4M36D1D	3.2M	4.218M
802.11be EHT20_Nss1,(MCS0)_2TX	4.58M	4.658M	4M66D1D	4.54M	4.578M
802.11be EHT40_Nss1,(MCS0)_2TX	4.12M	4.198M	4M20D1D	4.1M	4.178M
802.11be EHT80_Nss1,(MCS0)_2TX	4.1M	5.997M	6M00D1D	4.08M	5.997M

Max-N dB = Maximum 6dB down bandwidth for 5.725-5.85GHz band / Maximum 26dB down bandwidth for other band;
Max-OBW = Maximum 99% occupied bandwidth;
Min-N dB = Minimum 6dB down bandwidth for 5.725-5.85GHz band / Maximum 26dB down bandwidth for other band;
Min-OBW = Minimum 99% occupied bandwidth

Result

Mode	Result	Limit (Hz)	Port 1-N dB (Hz)	Port 1-OBW (Hz)	Port 2-N dB (Hz)	Port 2-OBW (Hz)
802.11a_Nss1,(6Mbps)_2TX	-	-	-	-	-	-
5260MHz	Pass	Inf	20.955M	16.492M	22.33M	16.646M
5300MHz	Pass	Inf	21.285M	16.602M	21.45M	16.624M
5320MHz	Pass	Inf	21.56M	16.734M	22.44M	16.624M
5500MHz	Pass	Inf	21.835M	16.69M	21.67M	16.734M
5580MHz	Pass	Inf	21.89M	16.536M	21.34M	16.58M
5700MHz	Pass	Inf	21.505M	16.844M	22.605M	16.602M
5720MHz Straddle 5.47-5.725GHz	Pass	Inf	15.57M	13.493M	15.525M	13.418M
5720MHz Straddle 5.725-5.85GHz	Pass	500k	3.2M	4.358M	3.24M	4.218M
802.11be EHT20_Nss1,(MCS0)_2TX	-	-	-	-	-	-
5260MHz	Pass	Inf	21.725M	19.04M	21.23M	18.991M
5300MHz	Pass	Inf	21.945M	19.015M	21.725M	19.065M
5320MHz	Pass	Inf	21.505M	19.065M	22.165M	19.09M
5500MHz	Pass	Inf	22.605M	18.991M	20.845M	18.966M
5580MHz	Pass	Inf	21.945M	19.19M	20.955M	18.966M
5700MHz	Pass	Inf	22.77M	18.991M	22.275M	19.015M
5720MHz Straddle 5.47-5.725GHz	Pass	Inf	15.885M	14.423M	16.23M	14.453M
5720MHz Straddle 5.725-5.85GHz	Pass	500k	4.58M	4.578M	4.54M	4.658M
802.11be EHT40_Nss1,(MCS0)_2TX	-	-	-	-	-	-
5270MHz	Pass	Inf	43.01M	37.831M	41.47M	37.881M
5310MHz	Pass	Inf	42.02M	37.931M	40.37M	37.831M
5510MHz	Pass	Inf	41.8M	37.831M	41.91M	37.881M
5550MHz	Pass	Inf	41.47M	37.931M	40.7M	38.081M
5670MHz	Pass	Inf	42.9M	37.881M	41.36M	37.881M
5710MHz Straddle 5.47-5.725GHz	Pass	Inf	36.12M	33.793M	34.65M	33.758M
5710MHz Straddle 5.725-5.85GHz	Pass	500k	4.1M	4.198M	4.12M	4.178M
802.11be EHT80_Nss1,(MCS0)_2TX	-	-	-	-	-	-
5290MHz	Pass	Inf	87.56M	77.461M	86.02M	77.561M
5530MHz	Pass	Inf	84.04M	77.561M	80.96M	77.561M
5610MHz	Pass	Inf	84.92M	77.461M	85.14M	77.461M
5690MHz Straddle 5.47-5.725GHz	Pass	Inf	78.075M	73.463M	78.15M	73.388M
5690MHz Straddle 5.725-5.85GHz	Pass	500k	4.08M	5.997M	4.1M	5.997M
802.11be EHT160_Nss1,(MCS0)_2TX	-	-	-	-	-	-
5250MHz Straddle 5.15-5.25GHz	Pass	Inf	79.44M	77.641M	80.16M	77.481M
5250MHz Straddle 5.25-5.35GHz	Pass	Inf	81.12M	77.641M	80.96M	77.561M
5570MHz	Pass	Inf	161.92M	156.722M	160.16M	156.922M

Port X-N dB = Port X 6dB down bandwidth for 5.725-5.85GHz band / 26dB down bandwidth for other band
Port X-OBW = Port X 99% occupied bandwidth

5.15-5.25GHz_802.11be EHT160_Nss1,(MCS0)_2TX **EBW**

5250MHz Straddle 5.15-5.25GHz

17/01/2025

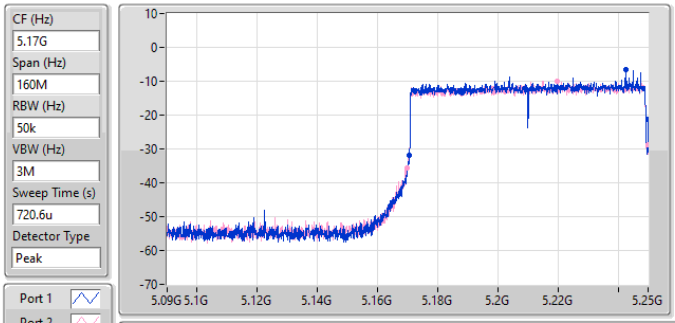

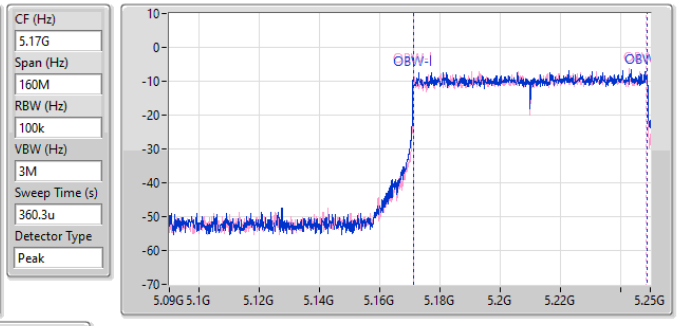

26dB(Hz)	Fl-26dB(Hz)	Fh-26dB(Hz)	OBW(Hz)	Fl-OBW(Hz)	Fh-OBW(Hz)	Limit(Hz)	Port
79.44M	5.17056G	5.25G	77.641M	5.171199G	5.248841G	Inf	1
80.16M	5.16984G	5.25G	77.481M	5.171279G	5.248761G	Inf	2

5.25-5.35GHz_802.11a_Nss1,(6Mbps)_2TX **EBW**

5320MHz

17/01/2025

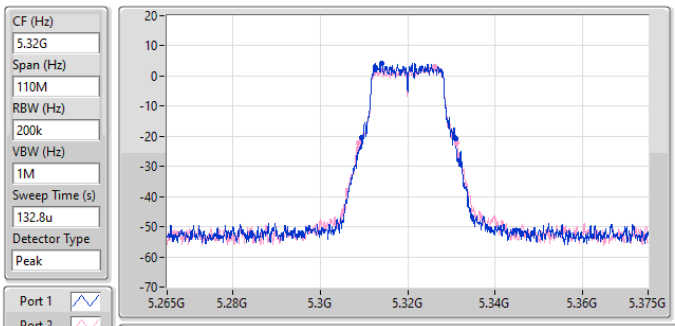

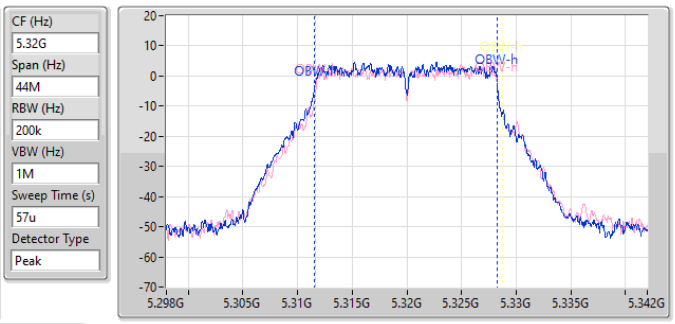

26dB(Hz)	Fl-26dB(Hz)	Fh-26dB(Hz)	OBW(Hz)	Fl-OBW(Hz)	Fh-OBW(Hz)	Limit(Hz)	Port
21.56M	5.309495G	5.331055G	16.734M	5.311512G	5.328246G	Inf	1
22.44M	5.308835G	5.331275G	16.624M	5.311666G	5.32829G	Inf	2

5.25-5.35GHz_802.11be EHT20_Nss1,(MCS0)_2TX **EBW**

5320MHz

17/01/2025

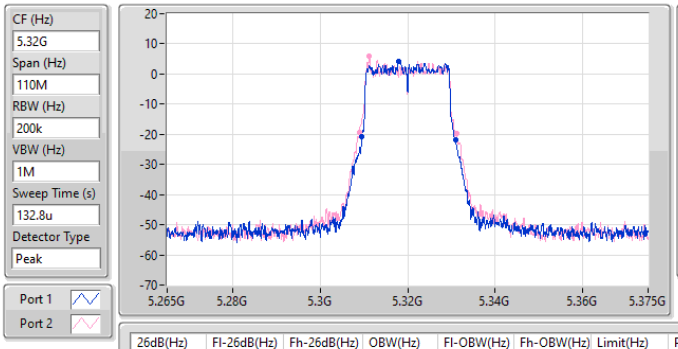

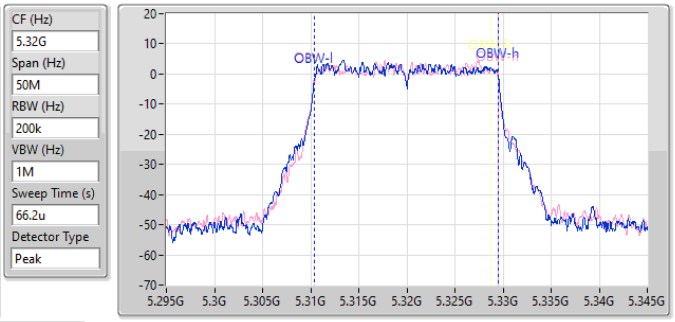

26dB(Hz)	Fl-26dB(Hz)	Fh-26dB(Hz)	OBW(Hz)	Fl-OBW(Hz)	Fh-OBW(Hz)	Limit(Hz)	Port
21.505M	5.309495G	5.331G	19.065M	5.31043G	5.329495G	Inf	1
22.165M	5.309G	5.331165G	19.09M	5.31038G	5.32947G	Inf	2

5.25-5.35GHz_802.11be EHT40_Nss1,(MCS0)_2TX **EBW**

5270MHz

17/01/2025

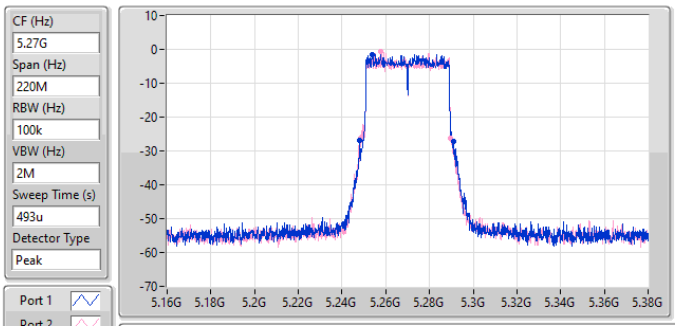

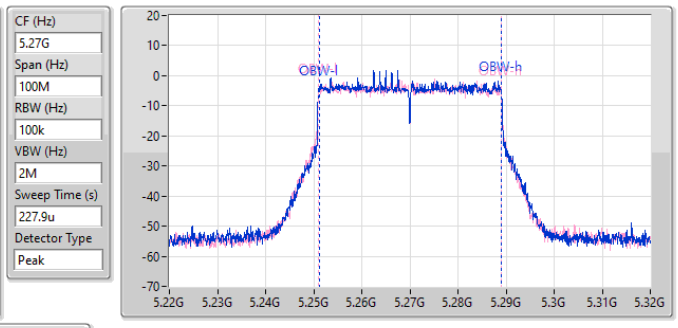

26dB(Hz)	Fl-26dB(Hz)	Fh-26dB(Hz)	OBW(Hz)	Fl-OBW(Hz)	Fh-OBW(Hz)	Limit(Hz)	Port
43.01M	5.248G	5.29101G	37.831M	5.251109G	5.288941G	Inf	1
41.47M	5.24833G	5.2898G	37.881M	5.251059G	5.288941G	Inf	2

5.25-5.35GHz_802.11be EHT80_Nss1,(MCS0)_2TX **EBW**

5290MHz

17/01/2025

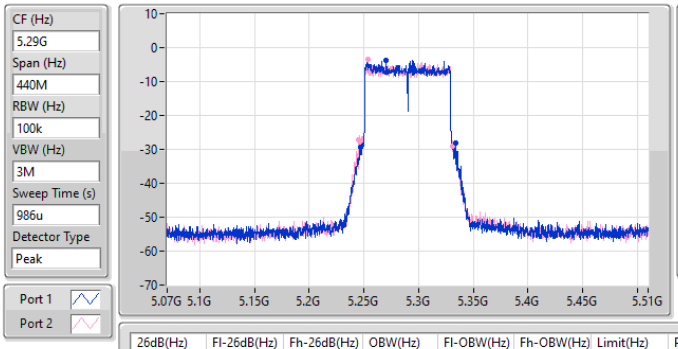

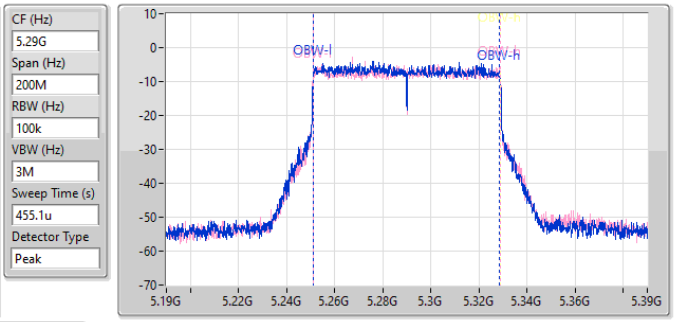

26dB(Hz)	Fl-26dB(Hz)	Fh-26dB(Hz)	OBW(Hz)	Fl-OBW(Hz)	Fh-OBW(Hz)	Limit(Hz)	Port
87.56M	5.24666G	5.33422G	77.461M	5.251219G	5.328681G	Inf	1
86.02M	5.24512G	5.33114G	77.561M	5.251219G	5.328781G	Inf	2

5.25-5.35GHz_802.11be EHT160_Nss1,(MCS0)_2TX **EBW**

5250MHz Straddle 5.25-5.35GHz

17/01/2025

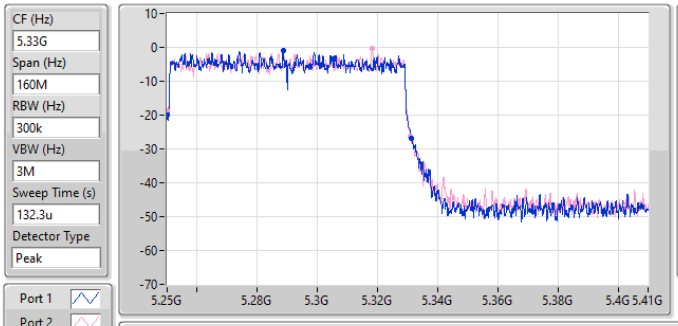

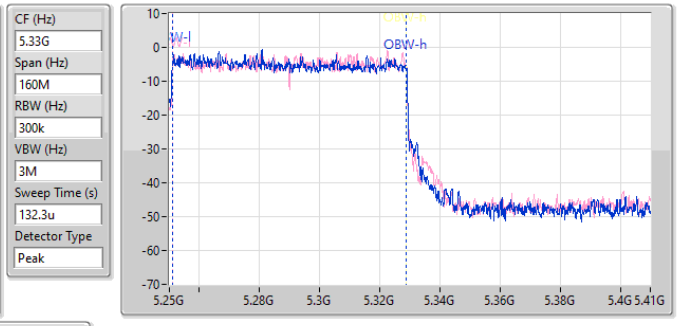

26dB(Hz)	Fl-26dB(Hz)	Fh-26dB(Hz)	OBW(Hz)	Fl-OBW(Hz)	Fh-OBW(Hz)	Limit(Hz)	Port
81.12M	5.25G	5.33112G	77.641M	5.251079G	5.328721G	Inf	1
80.96M	5.25G	5.33096G	77.561M	5.251159G	5.328721G	Inf	2

5.47-5.725GHz_802.11a_Nss1,(6Mbps)_2TX **EBW**

5700MHz

17/01/2025

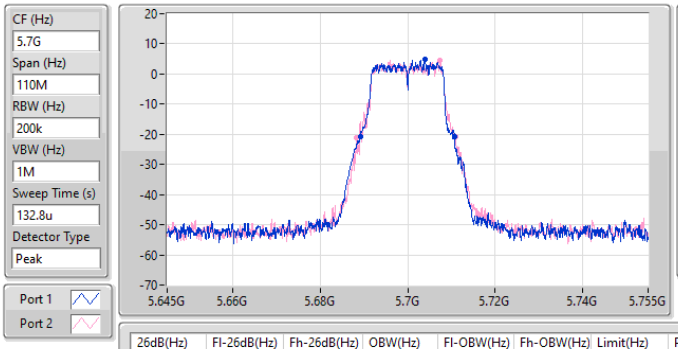

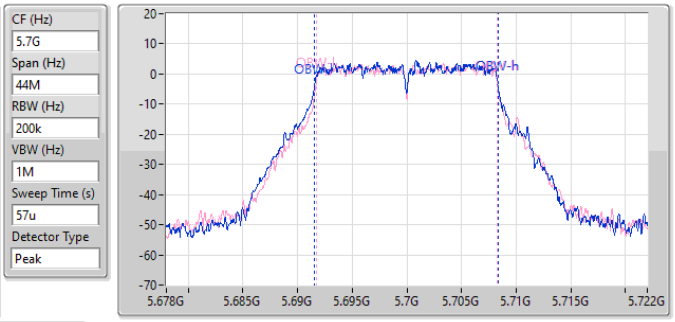

26dB(Hz)	Fl-26dB(Hz)	Fh-26dB(Hz)	OBW(Hz)	Fl-OBW(Hz)	Fh-OBW(Hz)	Limit(Hz)	Port
21.505M	5.68922G	5.710725G	16.844M	5.691512G	5.708356G	Inf	1
22.605M	5.68834G	5.710945G	16.602M	5.69171G	5.708312G	Inf	2

5.47-5.725GHz_802.11be EHT20_Nss1,(MCS0)_2TX **EBW**

5700MHz

17/01/2025

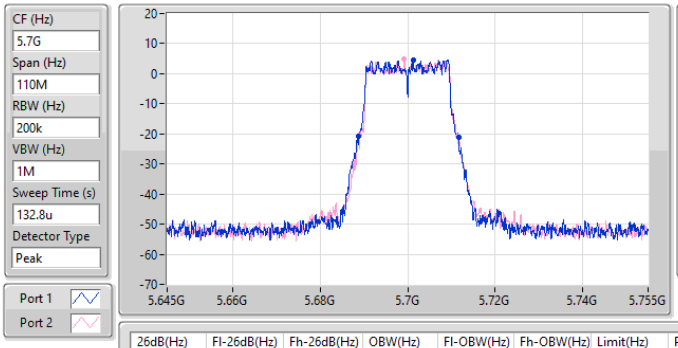

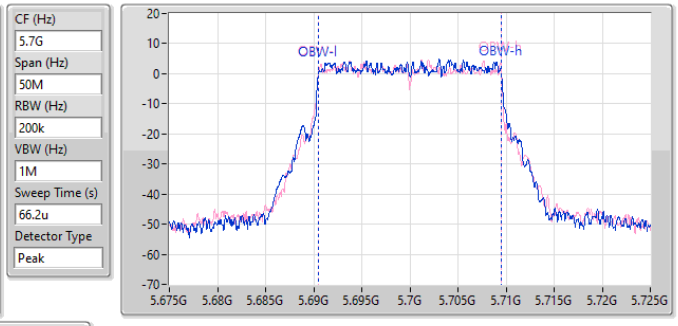

26dB(Hz)	Fl-26dB(Hz)	Fh-26dB(Hz)	OBW(Hz)	Fl-OBW(Hz)	Fh-OBW(Hz)	Limit(Hz)	Port
22.77M	5.688835G	5.711605G	18.991M	5.690505G	5.709495G	Inf	1
22.275M	5.68911G	5.711385G	19.015M	5.69048G	5.709495G	Inf	2

5.47-5.725GHz_802.11be EHT40_Nss1,(MCS0)_2TX **EBW**

5670MHz

17/01/2025

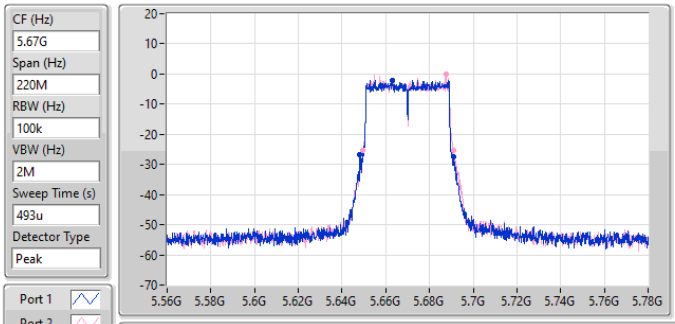

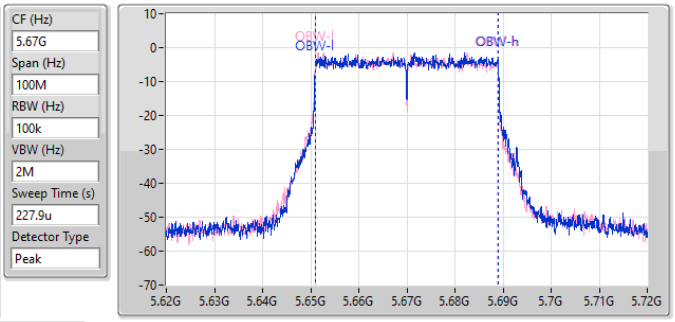

26dB(Hz)	Fl-26dB(Hz)	Fh-26dB(Hz)	OBW(Hz)	Fl-OBW(Hz)	Fh-OBW(Hz)	Limit(Hz)	Port
42.9M	5.64811G	5.69101G	37.881M	5.651059G	5.688941G	Inf	1
41.36M	5.64954G	5.6909G	37.881M	5.651009G	5.688891G	Inf	2

5.47-5.725GHz_802.11be EHT80_Nss1,(MCS0)_2TX **EBW**

5610MHz

17/01/2025

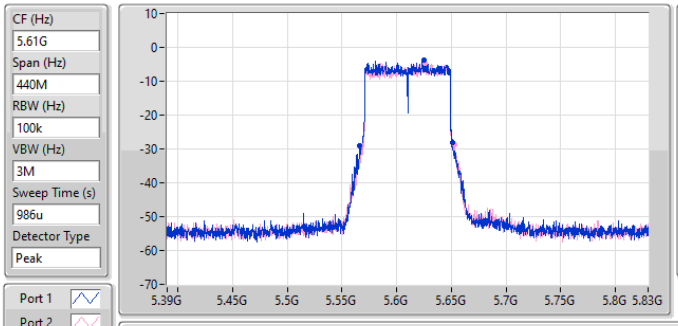

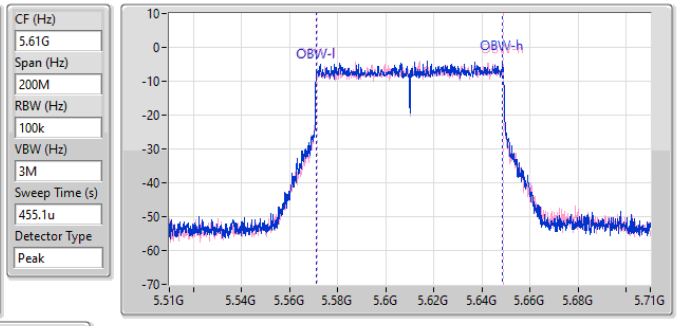

26dB(Hz)	Fl-26dB(Hz)	Fh-26dB(Hz)	OBW(Hz)	Fl-OBW(Hz)	Fh-OBW(Hz)	Limit(Hz)	Port
84.92M	5.56644G	5.65136G	77.461M	5.571219G	5.648681G	Inf	1
85.14M	5.5682G	5.65334G	77.461M	5.571319G	5.648781G	Inf	2

5.47-5.725GHz_802.11be EHT160_Nss1,(MCS0)_2TX **EBW**

5570MHz

17/01/2025

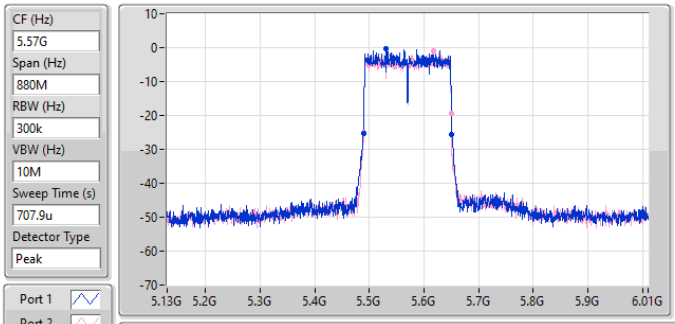

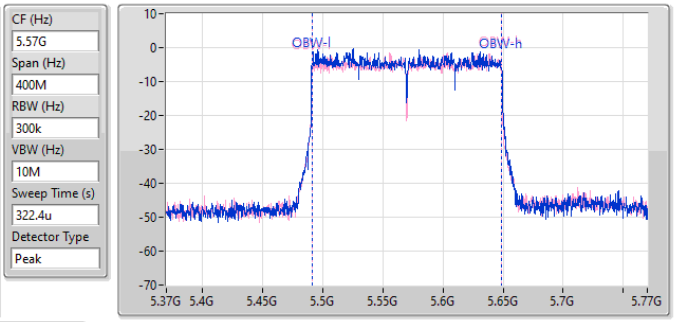

26dB(Hz)	Fl-26dB(Hz)	Fh-26dB(Hz)	OBW(Hz)	Fl-OBW(Hz)	Fh-OBW(Hz)	Limit(Hz)	Port
161.92M	5.48904G	5.65096G	156.722M	5.491639G	5.648361G	Inf	1
160.16M	5.48948G	5.64964G	156.922M	5.491639G	5.648561G	Inf	2

5.725-5.85GHz_802.11a_Nss1,(6Mbps)_2TX **EBW**

5720MHz Straddle 5.725-5.85GHz

17/01/2025

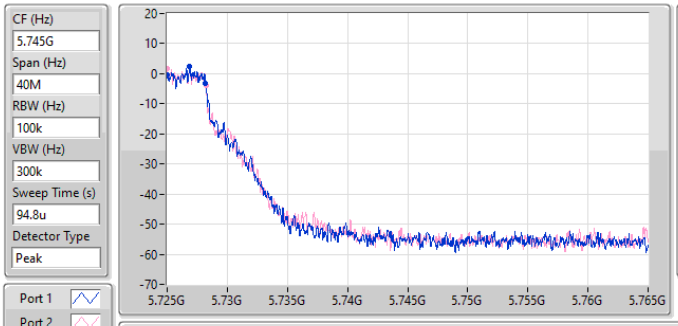

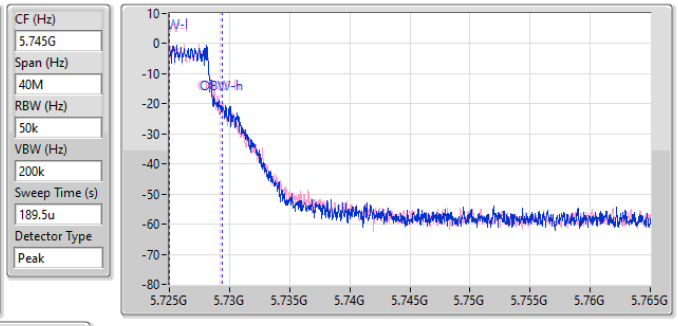

6dB(Hz)	Fl-6dB(Hz)	Fh-6dB(Hz)	OBW(Hz)	Fl-OBW(Hz)	Fh-OBW(Hz)	Limit(Hz)	Port
3.2M	5.725G	5.7282G	4.358M	5.72501G	5.729368G	500k	1
3.24M	5.725G	5.72824G	4.218M	5.72501G	5.729228G	500k	2

5.725-5.85GHz_802.11a_Nss1,(6Mbps)_2TX **EBW**

5720MHz Straddle 5.725-5.85GHz

17/01/2025

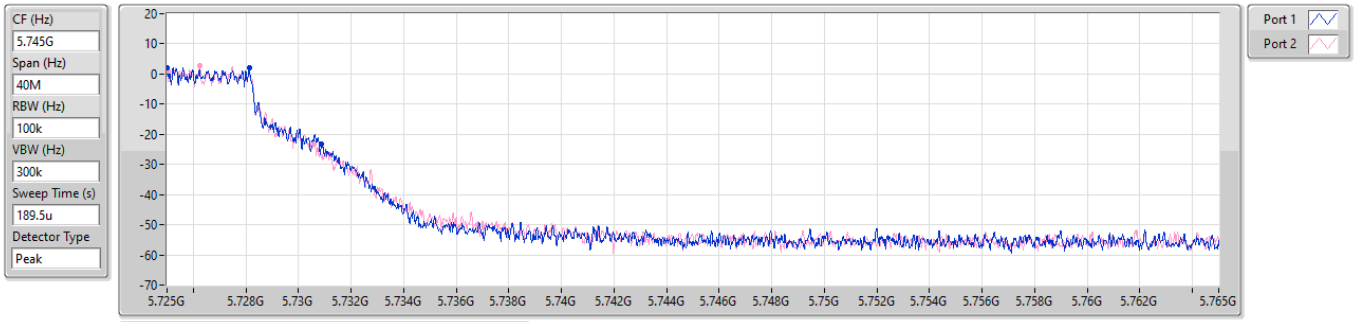

26dB(Hz)	Fl-26dB(Hz)	Fh-26dB(Hz)	Limit(Hz)	Port
5.88M	5.725G	5.73088G	Inf	1
5.6M	5.725G	5.7306G	Inf	2

5.725-5.85GHz_802.11be EHT20_Nss1,(MCS0)_2TX **EBW**

5720MHz Straddle 5.725-5.85GHz

17/01/2025

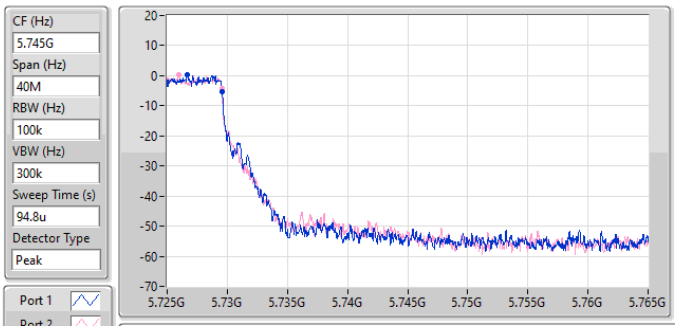

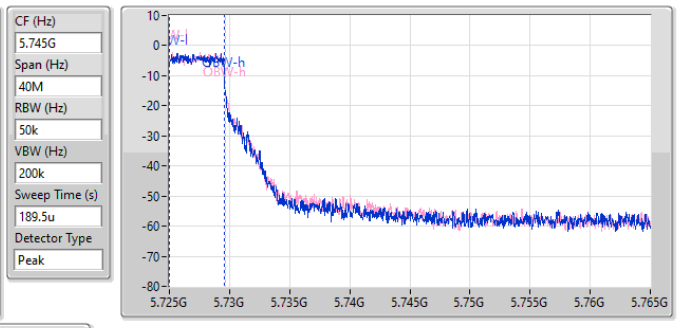

6dB(Hz)	Fl-6dB(Hz)	Fh-6dB(Hz)	OBW(Hz)	Fl-OBW(Hz)	Fh-OBW(Hz)	Limit(Hz)	Port
4.58M	5.725G	5.72958G	4.578M	5.72503G	5.729608G	500k	1
4.54M	5.725G	5.72954G	4.658M	5.72501G	5.729668G	500k	2

5.725-5.85GHz_802.11be EHT20_Nss1,(MCS0)_2TX **EBW**

5720MHz Straddle 5.725-5.85GHz

17/01/2025

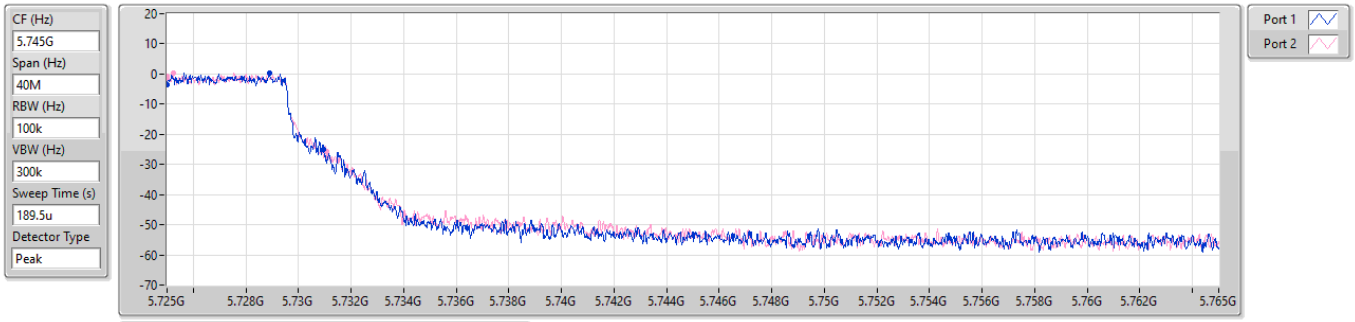

26dB(Hz)	Fl-26dB(Hz)	Fh-26dB(Hz)	Limit(Hz)	Port
5.96M	5.725G	5.73096G	Inf	1
6.06M	5.725G	5.73106G	Inf	2

5.725-5.85GHz_802.11be EHT40_Nss1,(MCS0)_2TX **EBW**

5710MHz Straddle 5.725-5.85GHz

17/01/2025

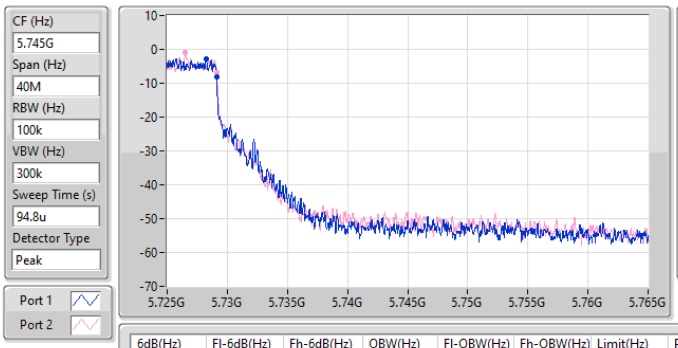

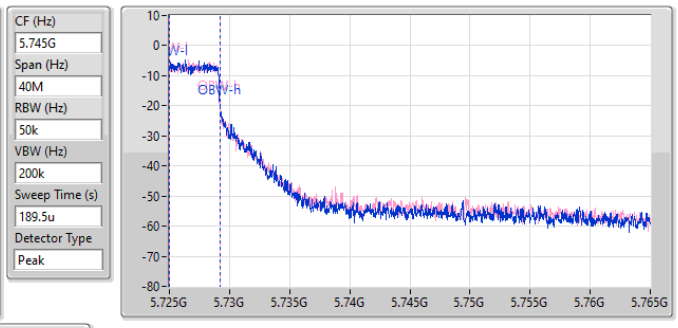

6dB(Hz)	Fl-6dB(Hz)	Fh-6dB(Hz)	OBW(Hz)	Fl-OBW(Hz)	Fh-OBW(Hz)	Limit(Hz)	Port
4.1M	5.725G	5.7291G	4.198M	5.72503G	5.729228G	500k	1
4.12M	5.725G	5.72912G	4.178M	5.72503G	5.729208G	500k	2

5.725-5.85GHz_802.11be EHT40_Nss1,(MCS0)_2TX **EBW**

5710MHz Straddle 5.725-5.85GHz

17/01/2025

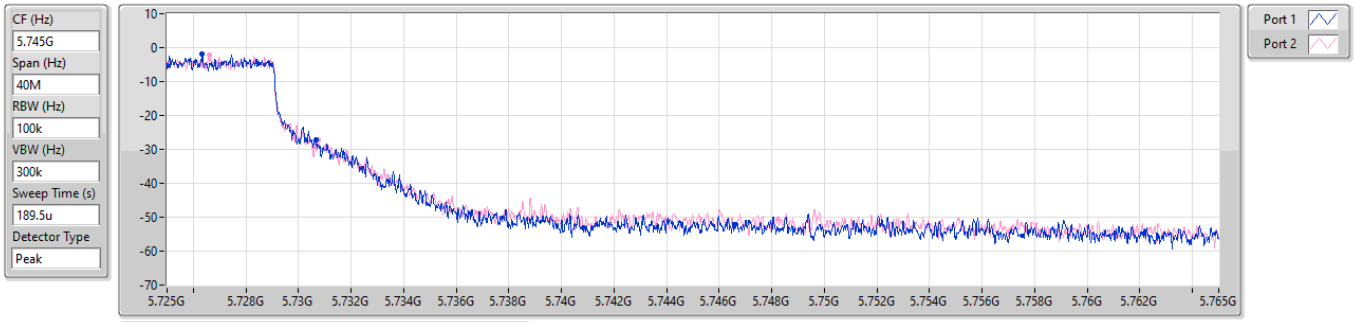

26dB(Hz)	Fl-26dB(Hz)	Fh-26dB(Hz)	Limit(Hz)	Port
5.66M	5.725G	5.73066G	Inf	1
5.74M	5.725G	5.73074G	Inf	2

5.725-5.85GHz_802.11be EHT80_Nss1,(MCS0)_2TX **EBW**

5690MHz Straddle 5.725-5.85GHz

17/01/2025

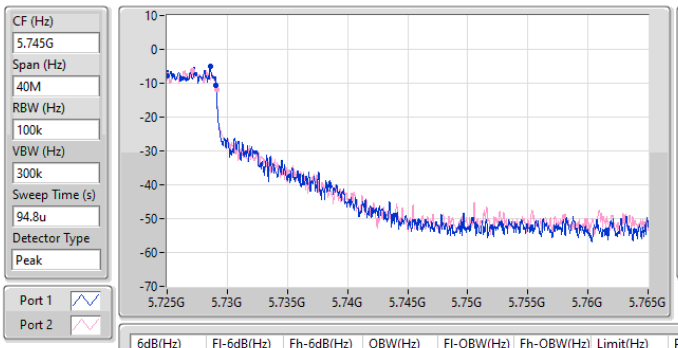

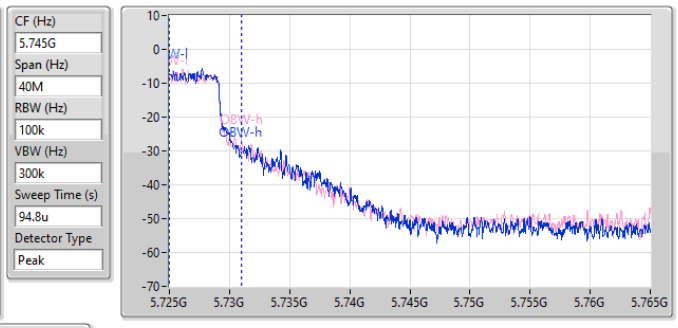

6dB(Hz)	Fl-6dB(Hz)	Fh-6dB(Hz)	OBW(Hz)	Fl-OBW(Hz)	Fh-OBW(Hz)	Limit(Hz)	Port
4.08M	5.725G	5.72908G	5.997M	5.72501G	5.731007G	500k	1
4.1M	5.725G	5.7291G	5.997M	5.72503G	5.731027G	500k	2

5.725-5.85GHz_802.11be EHT80_Nss1,(MCS0)_2TX **EBW**

5690MHz Straddle 5.725-5.85GHz

17/01/2025

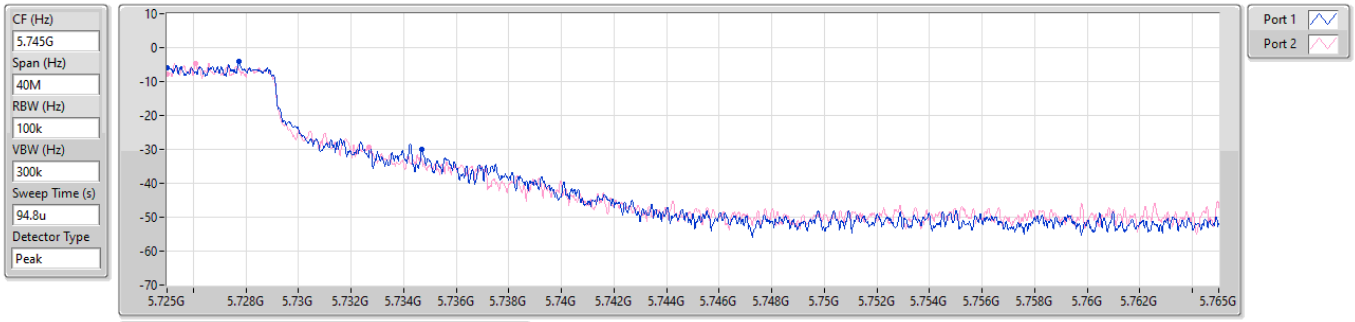

26dB(Hz)	Fl-26dB(Hz)	Fh-26dB(Hz)	Limit(Hz)	Port
9.7M	5.725G	5.7347G	Inf	1
7.66M	5.725G	5.73266G	Inf	2

Summary

Mode	Total Power (dBm)	Total Power (W)
5.15-5.25GHz	-	-
802.11be EHT160_Nss1,(MCS0)_2TX	15.50	0.03548
5.25-5.35GHz	-	-
802.11a_Nss1,(6Mbps)_2TX	20.38	0.10914
802.11be EHT20_Nss1,(MCS0)_2TX	20.43	0.11041
802.11be EHT40_Nss1,(MCS0)_2TX	20.42	0.11015
802.11be EHT80_Nss1,(MCS0)_2TX	18.69	0.07396
802.11be EHT160_Nss1,(MCS0)_2TX	15.46	0.03516
5.47-5.725GHz	-	-
802.11a_Nss1,(6Mbps)_2TX	20.20	0.10471
802.11be EHT20_Nss1,(MCS0)_2TX	20.21	0.10495
802.11be EHT40_Nss1,(MCS0)_2TX	20.30	0.10715
802.11be EHT80_Nss1,(MCS0)_2TX	20.33	0.10789
802.11be EHT160_Nss1,(MCS0)_2TX	20.29	0.10691
5.725-5.85GHz	-	-
802.11a_Nss1,(6Mbps)_2TX	13.18	0.02080
802.11be EHT20_Nss1,(MCS0)_2TX	14.14	0.02594
802.11be EHT40_Nss1,(MCS0)_2TX	10.57	0.01140
802.11be EHT80_Nss1,(MCS0)_2TX	7.55	0.00569

Result

Mode	Result	DG (dBi)	Port 1 (dBm)	Port 2 (dBm)	Total Power (dBm)	Power Limit (dBm)
802.11a_Nss1,(6Mbps)_2TX	-	-	-	-	-	-
5260MHz	Pass	4.19	16.88	17.54	20.23	23.98
5300MHz	Pass	4.19	16.96	17.49	20.24	23.98
5320MHz	Pass	4.19	17.08	17.64	20.38	23.98
5500MHz	Pass	4.45	16.71	17.19	19.97	23.98
5580MHz	Pass	4.45	17.16	17.22	20.20	23.98
5700MHz	Pass	4.45	17.05	17.14	20.11	23.98
5720MHz Straddle 5.47-5.725GHz	Pass	4.45	15.89	16.03	18.97	22.97
5720MHz Straddle 5.725-5.85GHz	Pass	3.96	10.09	10.24	13.18	30.00
802.11be EHT20_Nss1,(MCS0)_2TX	-	-	-	-	-	-
5260MHz	Pass	4.19	16.89	17.53	20.23	23.98
5300MHz	Pass	4.19	17.02	17.51	20.28	23.98
5320MHz	Pass	4.19	17.15	17.67	20.43	23.98
5500MHz	Pass	4.45	16.80	17.26	20.05	23.98
5580MHz	Pass	4.45	17.15	17.17	20.17	23.98
5700MHz	Pass	4.45	17.17	17.22	20.21	23.98
5720MHz Straddle 5.47-5.725GHz	Pass	4.45	15.79	15.90	18.86	22.92
5720MHz Straddle 5.725-5.85GHz	Pass	3.96	11.05	11.20	14.14	30.00
802.11be EHT40_Nss1,(MCS0)_2TX	-	-	-	-	-	-
5270MHz	Pass	4.19	17.22	17.60	20.42	23.98
5310MHz	Pass	4.19	17.06	17.56	20.33	23.98
5510MHz	Pass	4.45	16.44	16.81	19.64	23.98
5550MHz	Pass	4.45	17.16	17.31	20.25	23.98
5670MHz	Pass	4.45	17.25	17.32	20.30	23.98
5710MHz Straddle 5.47-5.725GHz	Pass	4.45	16.57	16.77	19.68	23.98
5710MHz Straddle 5.725-5.85GHz	Pass	3.96	7.55	7.57	10.57	30.00
802.11be EHT80_Nss1,(MCS0)_2TX	-	-	-	-	-	-
5290MHz	Pass	4.19	15.46	15.89	18.69	23.98
5530MHz	Pass	4.45	17.09	17.41	20.26	23.98
5610MHz	Pass	4.45	17.31	17.33	20.33	23.98
5690MHz Straddle 5.47-5.725GHz	Pass	4.45	16.98	17.10	20.05	23.98
5690MHz Straddle 5.725-5.85GHz	Pass	3.96	4.58	4.49	7.55	30.00
802.11be EHT160_Nss1,(MCS0)_2TX	-	-	-	-	-	-
5250MHz Straddle 5.15-5.25GHz	Pass	3.80	12.14	12.81	15.50	23.98
5250MHz Straddle 5.25-5.35GHz	Pass	4.19	12.10	12.77	15.46	23.98
5570MHz	Pass	4.45	17.25	17.30	20.29	23.98

DG = Directional Gain; Port X = Port X output power
Inf = There's no restriction for the limit.

5.15-5.25GHz_802.11be EHT160_Nss1,(MCS0)_2TX **AV Power**

5250MHz Straddle 5.15-5.25GHz_TX

17/01/2025

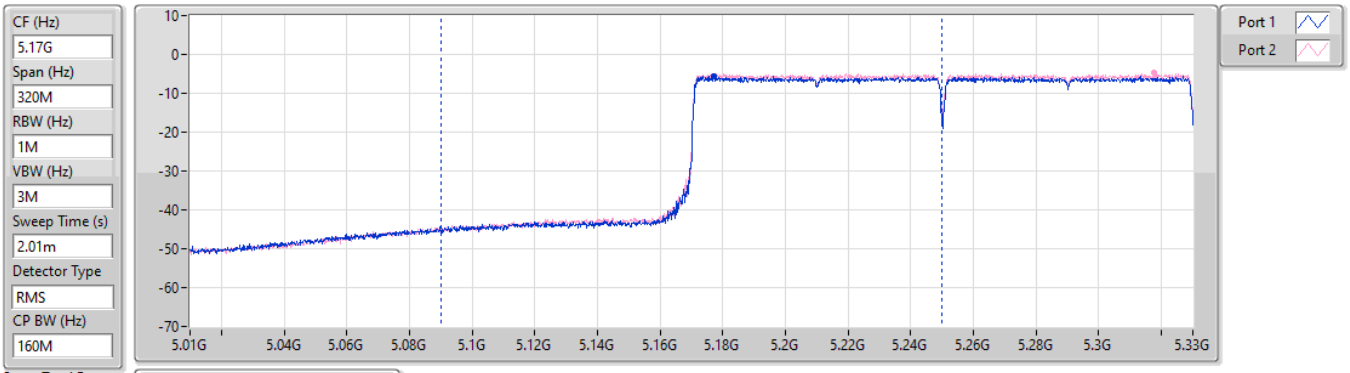

Sum(dBm)	P1(dBm)	P2(dBm)
15.50	12.14	12.81

5.25-5.35GHz_802.11be EHT160_Nss1,(MCS0)_2TX **AV Power**

5250MHz Straddle 5.25-5.35GHz_TX

17/01/2025

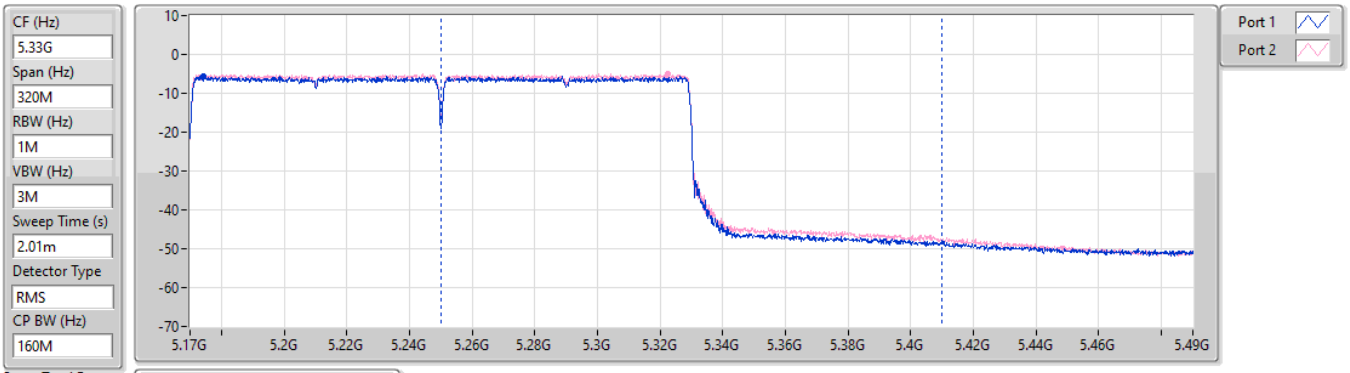

Sum(dBm)	P1(dBm)	P2(dBm)
15.46	12.10	12.77

5.725-5.85GHz_802.11a_Nss1,(6Mbps)_2TX **AV Power**

5720MHz Straddle 5.725-5.85GHz_TX

17/01/2025

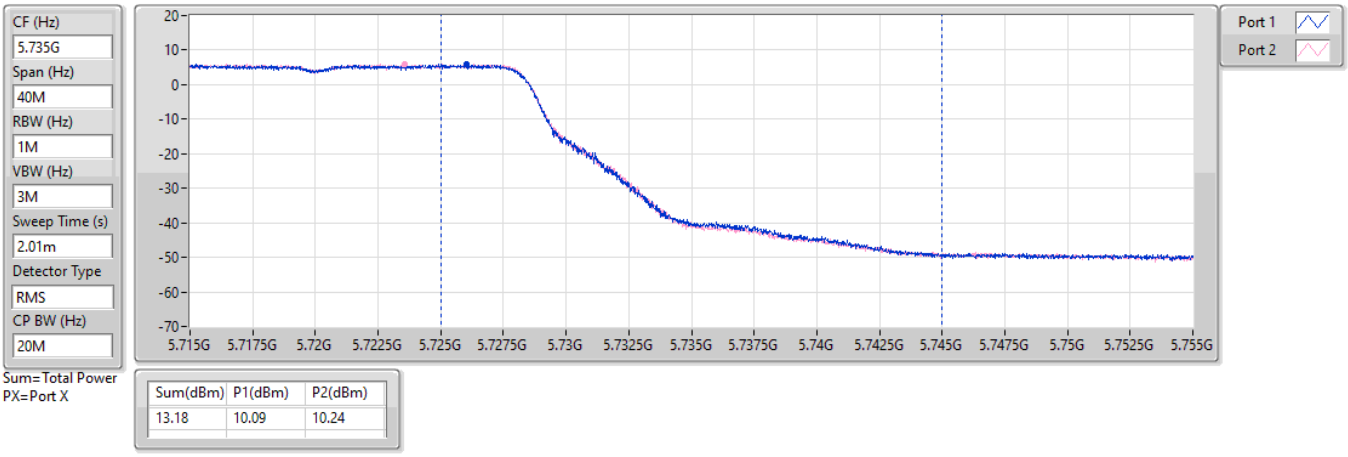

5.725-5.85GHz_802.11be EHT20_Nss1,(MCS0)_2TX **AV Power**

5720MHz Straddle 5.725-5.85GHz_TX

17/01/2025

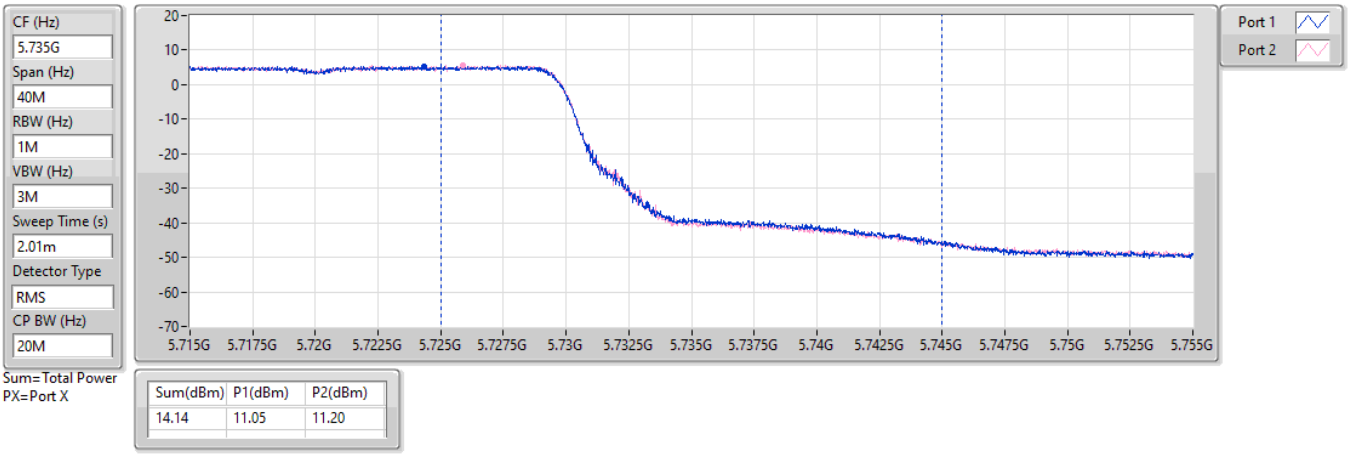

5.725-5.85GHz_802.11be EHT40_Nss1,(MCS0)_2TX **AV Power**

5710MHz Straddle 5.725-5.85GHz_TX

17/01/2025

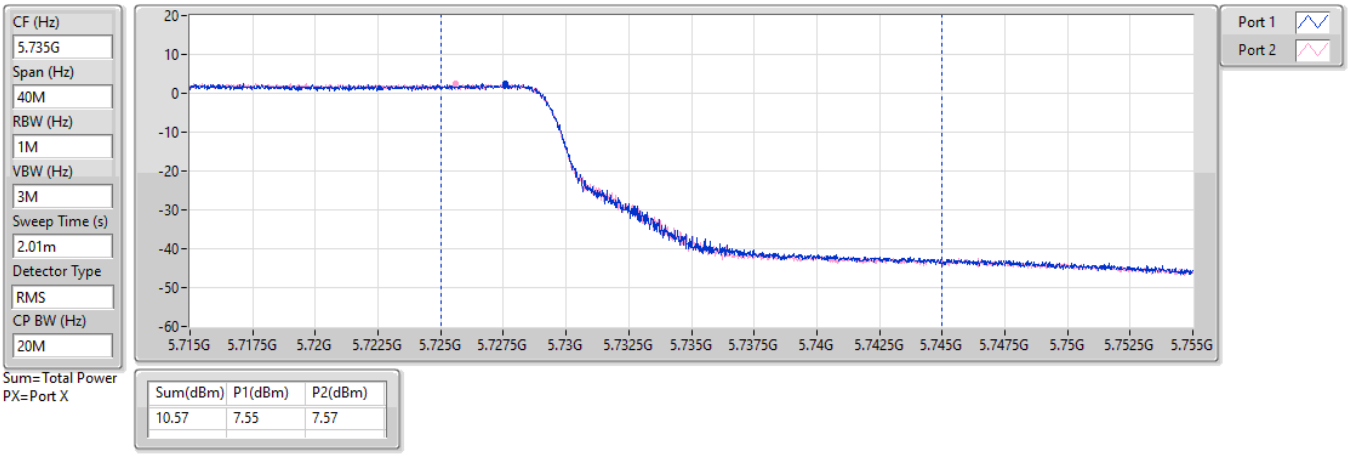

5.725-5.85GHz_802.11be EHT80_Nss1,(MCS0)_2TX **AV Power**

5690MHz Straddle 5.725-5.85GHz_TX

17/01/2025

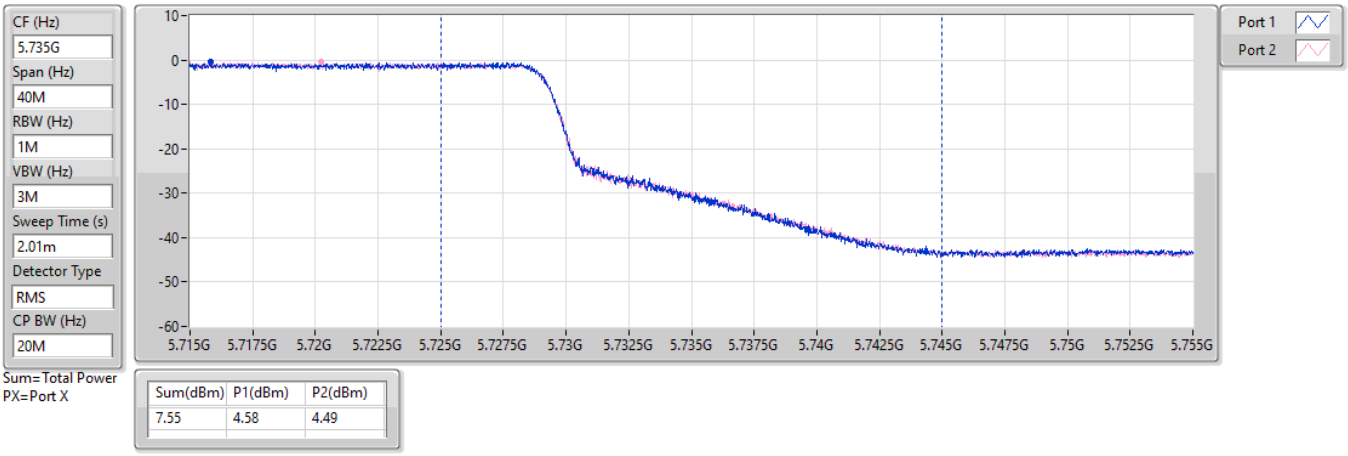

Summary

Mode	Total Power (dBm)	Total Power (W)
5.15-5.25GHz	-	-
802.11be EHT160_Nss1,(MCS0)_2TX	16.77	0.04753
5.25-5.35GHz	-	-
802.11a_Nss1,(6Mbps)_2TX	19.42	0.08750
802.11be EHT20_Nss1,(MCS0)_2TX	19.55	0.09016
802.11be EHT40_Nss1,(MCS0)_2TX	19.40	0.08710
802.11be EHT80_Nss1,(MCS0)_2TX	19.30	0.08511
802.11be EHT160_Nss1,(MCS0)_2TX	16.62	0.04592
5.47-5.725GHz	-	-
802.11a_Nss1,(6Mbps)_2TX	19.57	0.09057
802.11be EHT20_Nss1,(MCS0)_2TX	19.68	0.09290
802.11be EHT40_Nss1,(MCS0)_2TX	19.36	0.08630
802.11be EHT80_Nss1,(MCS0)_2TX	19.28	0.08472
802.11be EHT160_Nss1,(MCS0)_2TX	19.38	0.08670
5.725-5.85GHz	-	-
802.11a_Nss1,(6Mbps)_2TX	12.41	0.01742
802.11be EHT20_Nss1,(MCS0)_2TX	13.26	0.02118
802.11be EHT40_Nss1,(MCS0)_2TX	9.76	0.00946
802.11be EHT80_Nss1,(MCS0)_2TX	6.56	0.00453

Result

Mode	Result	DG (dBi)	Port 1 (dBm)	Port 2 (dBm)	Total Power (dBm)	Power Limit (dBm)
802.11a_Nss1,(6Mbps)_2TX	-	-	-	-	-	-
5260MHz	Pass	3.72	16.58	16.23	19.42	23.98
5300MHz	Pass	3.72	16.22	15.91	19.08	23.98
5320MHz	Pass	3.72	16.06	15.68	18.88	23.98
5500MHz	Pass	5.11	16.75	16.37	19.57	23.98
5580MHz	Pass	5.11	16.24	15.58	18.93	23.98
5700MHz	Pass	5.11	16.30	16.02	19.17	23.98
5720MHz Straddle 5.47-5.725GHz	Pass	5.11	15.30	15.28	18.30	22.91
5720MHz Straddle 5.725-5.85GHz	Pass	4.06	9.47	9.33	12.41	30.00
802.11be EHT20_Nss1,(MCS0)_2TX	-	-	-	-	-	-
5260MHz	Pass	3.72	16.60	16.48	19.55	23.98
5300MHz	Pass	3.72	16.40	16.04	19.23	23.98
5320MHz	Pass	3.72	16.17	15.78	18.99	23.98
5500MHz	Pass	5.11	16.84	16.50	19.68	23.98
5580MHz	Pass	5.11	16.28	15.84	19.08	23.98
5700MHz	Pass	5.11	16.37	16.26	19.33	23.98
5720MHz Straddle 5.47-5.725GHz	Pass	5.11	15.25	15.03	18.15	23.01
5720MHz Straddle 5.725-5.85GHz	Pass	4.06	10.29	10.21	13.26	30.00
802.11be EHT40_Nss1,(MCS0)_2TX	-	-	-	-	-	-
5270MHz	Pass	3.72	16.55	16.23	19.40	23.98
5310MHz	Pass	3.72	16.27	15.78	19.04	23.98
5510MHz	Pass	5.11	16.73	15.94	19.36	23.98
5550MHz	Pass	5.11	16.31	15.89	19.12	23.98
5670MHz	Pass	5.11	16.27	16.17	19.23	23.98
5710MHz Straddle 5.47-5.725GHz	Pass	5.11	15.84	15.77	18.82	23.98
5710MHz Straddle 5.725-5.85GHz	Pass	4.06	6.71	6.78	9.76	30.00
802.11be EHT80_Nss1,(MCS0)_2TX	-	-	-	-	-	-
5290MHz	Pass	3.72	16.52	16.05	19.30	23.98
5530MHz	Pass	5.11	16.53	15.99	19.28	23.98
5610MHz	Pass	5.11	16.36	15.98	19.18	23.98
5690MHz Straddle 5.47-5.725GHz	Pass	5.11	16.13	16.09	19.12	23.98
5690MHz Straddle 5.725-5.85GHz	Pass	4.06	3.60	3.50	6.56	30.00
802.11be EHT160_Nss1,(MCS0)_2TX	-	-	-	-	-	-
5250MHz Straddle 5.15-5.25GHz	Pass	3.25	13.90	13.62	16.77	30.00
5250MHz Straddle 5.25-5.35GHz	Pass	3.72	13.53	13.69	16.62	23.98
5570MHz	Pass	5.11	16.61	16.12	19.38	23.98

DG = Directional Gain; Port X = Port X output power
Inf = There's no restriction for the limit.

5.15-5.25GHz_802.11be EHT160_Nss1,(MCS0)_2TX **AV Power**

5250MHz Straddle 5.15-5.25GHz_TX

17/01/2025

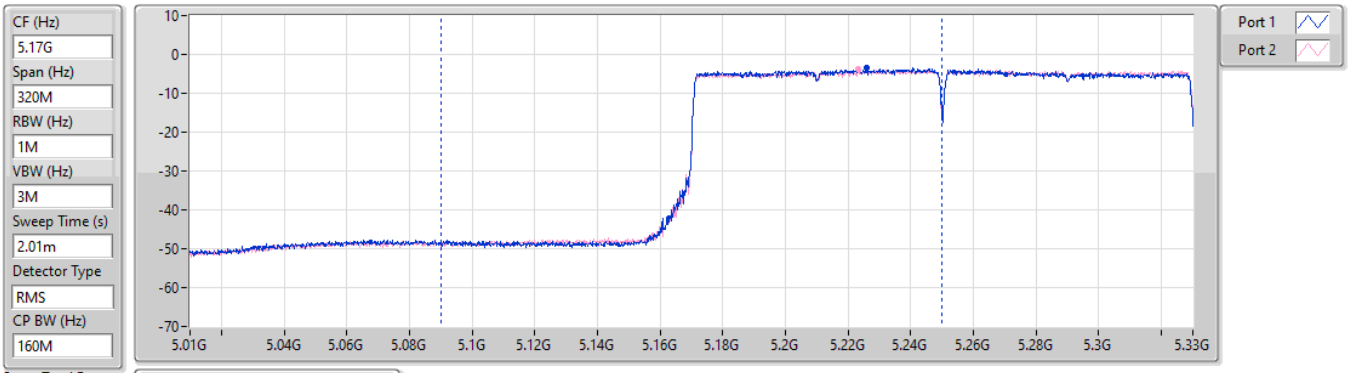

Sum(dBm)	P1(dBm)	P2(dBm)
16.77	13.90	13.62

5.25-5.35GHz_802.11be EHT160_Nss1,(MCS0)_2TX **AV Power**

5250MHz Straddle 5.25-5.35GHz_TX

17/01/2025

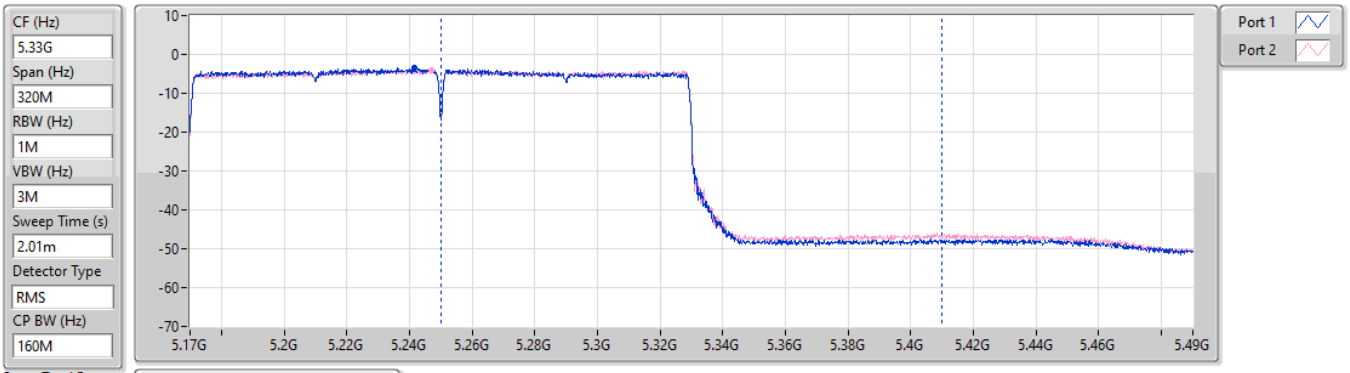

Sum(dBm)	P1(dBm)	P2(dBm)
16.62	13.53	13.69

5.725-5.85GHz_802.11a_Nss1,(6Mbps)_2TX **AV Power**

5720MHz Straddle 5.725-5.85GHz_TX

17/01/2025

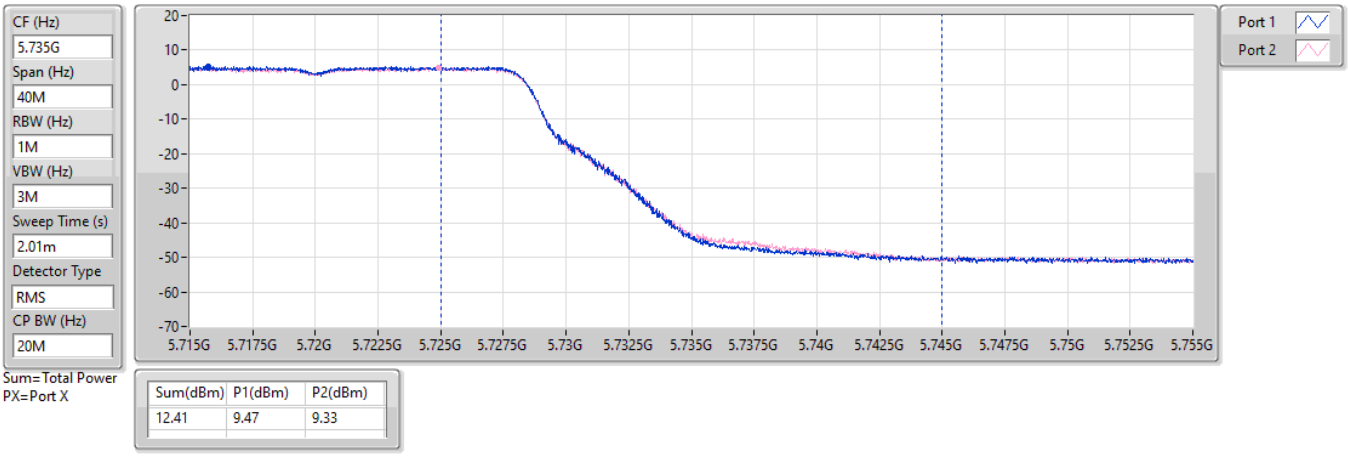

5.725-5.85GHz_802.11be EHT20_Nss1,(MCS0)_2TX **AV Power**

5720MHz Straddle 5.725-5.85GHz_TX

17/01/2025

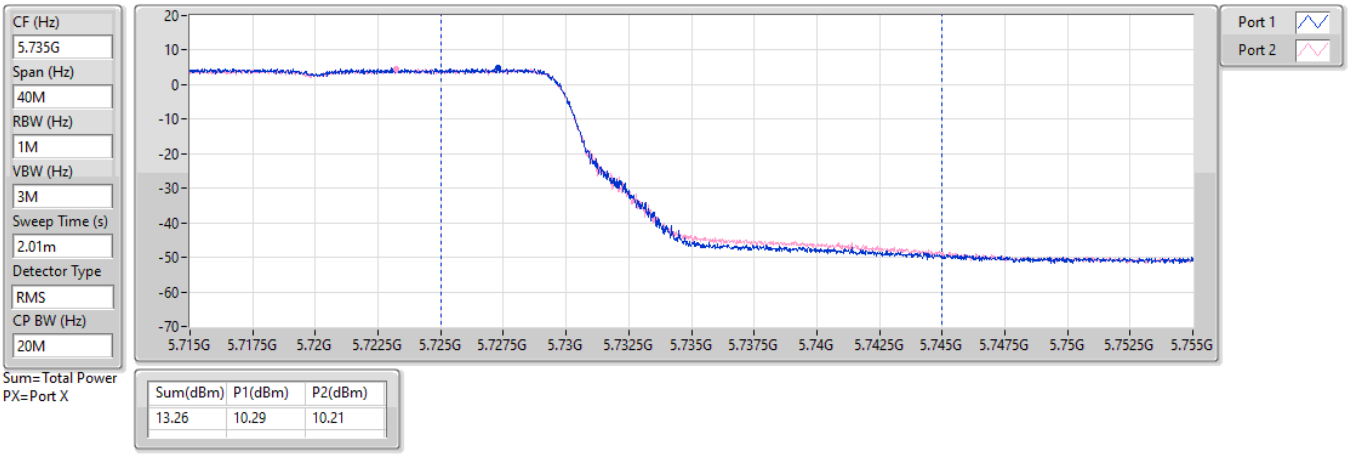

5.725-5.85GHz_802.11be EHT40_Nss1,(MCS0)_2TX **AV Power**

5710MHz Straddle 5.725-5.85GHz_TX

17/01/2025

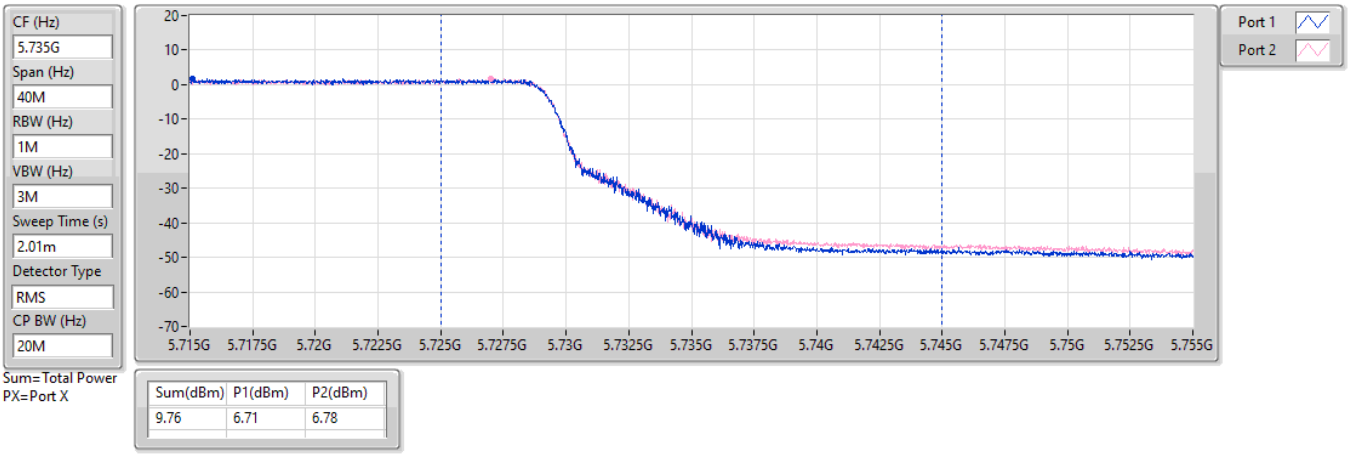

Sum(dBm)	P1(dBm)	P2(dBm)
9.76	6.71	6.78

5.725-5.85GHz_802.11be EHT80_Nss1,(MCS0)_2TX **AV Power**

5690MHz Straddle 5.725-5.85GHz_TX

17/01/2025

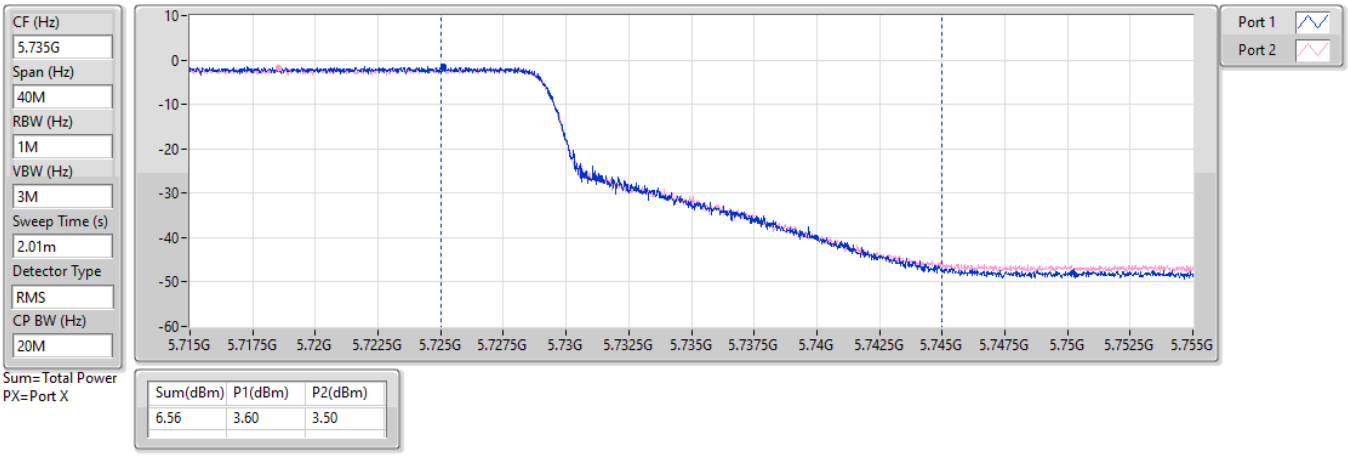

Sum(dBm)	P1(dBm)	P2(dBm)
6.56	3.60	3.50

Summary

Mode	Total Power (dBm)	Total Power (W)
5.15-5.25GHz	-	-
802.11be EHT160_Nss1,(MCS0),RU484+RU484 MRU 1_2TX	13.12	0.02051
5.25-5.35GHz	-	-
802.11be EHT80_Nss1,(MCS0),RU242+RU242 MRU 1_2TX	15.53	0.03573
802.11be EHT160_Nss1,(MCS0),RU484+RU484 MRU 1_2TX	12.75	0.01884
5.47-5.725GHz	-	-
802.11be EHT80_Nss1,(MCS0),RU484+RU242 MRU 3_2TX	17.19	0.05236
802.11be EHT160_Nss1,(MCS0),RU484+RU484 MRU 1_2TX	15.91	0.03899
5.725-5.85GHz	-	-
802.11be EHT80_Nss1,(MCS0),RU484+RU242 MRU 3_2TX	5.99	0.00397

Result

Mode	Result	DG (dBi)	Port 1 (dBm)	Port 2 (dBm)	Total Power (dBm)	Power Limit (dBm)
802.11be EHT80_Nss1,(MCS0),RU242+RU242 MRU 1_2TX	-	-	-	-	-	-
5290MHz	Pass	3.72	12.77	12.26	15.53	23.98
5530MHz	Pass	5.11	12.70	12.07	15.41	23.98
5610MHz	Pass	5.11	12.50	12.19	15.36	23.98
802.11be EHT80_Nss1,(MCS0),RU484+RU242 MRU 3_2TX	-	-	-	-	-	-
5690MHz Straddle 5.47-5.725GHz	Pass	5.11	14.12	14.24	17.19	23.98
5690MHz Straddle 5.725-5.85GHz	Pass	4.06	2.82	3.13	5.99	30.00
802.11be EHT160_Nss1,(MCS0),RU484+RU484 MRU 1_2TX	-	-	-	-	-	-
5250MHz Straddle 5.15-5.25GHz	Pass	3.25	10.32	9.89	13.12	30.00
5250MHz Straddle 5.25-5.35GHz	Pass	3.72	9.74	9.74	12.75	23.98
5570MHz	Pass	5.11	13.16	12.62	15.91	23.98

DG = Directional Gain; Port X = Port X output power
Inf = There's no restriction for the limit.

5.15-5.25GHz_802.11be EHT160_Nss1,(MCS0),RU484+RU484 MRU 1_2TX **AV Power**

5250MHz Straddle 5.15-5.25GHz_TX

20/01/2025

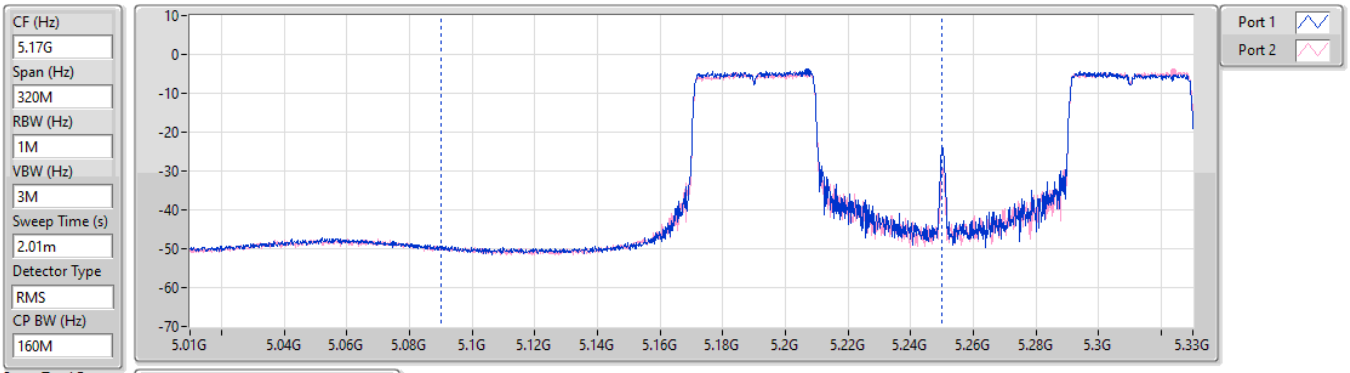

Sum=Total Power
PX=Port X

Sum(dBm)	P1(dBm)	P2(dBm)
13.12	10.32	9.89

5.25-5.35GHz_802.11be EHT160_Nss1,(MCS0),RU484+RU484 MRU 1_2TX **AV Power**

5250MHz Straddle 5.25-5.35GHz_TX

20/01/2025

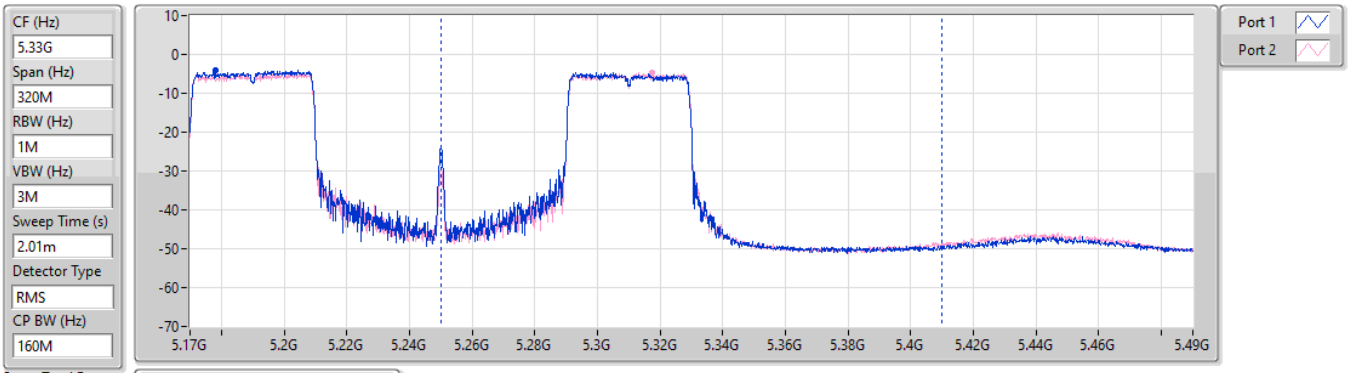

Sum=Total Power
PX=Port X

Sum(dBm)	P1(dBm)	P2(dBm)
12.75	9.74	9.74

5.47-5.725GHz_802.11be EHT80_Nss1,(MCS0),RU484+RU242 MRU 3_2TX **AV Power**

5690MHz Straddle 5.47-5.725GHz_TX

20/01/2025

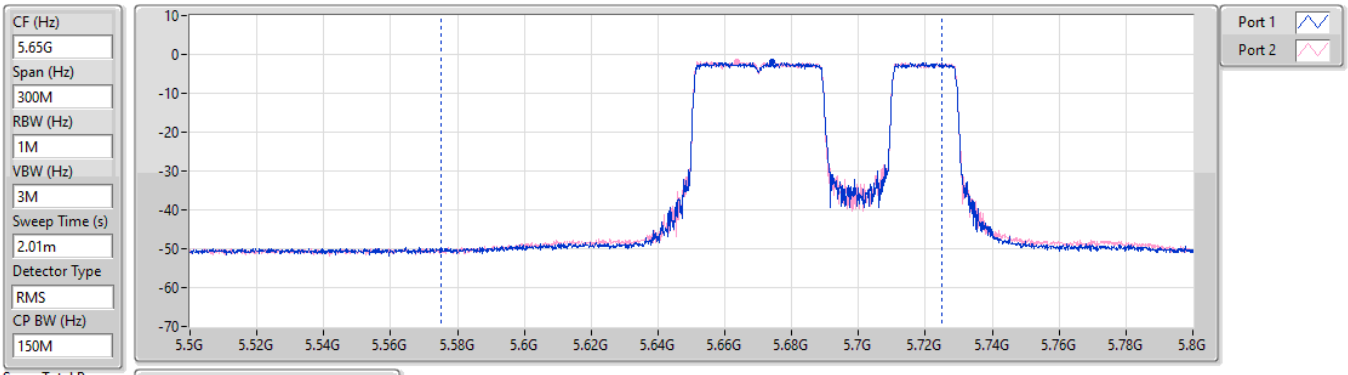

Sum=Total Power
PX=Port X

Sum(dBm)	P1(dBm)	P2(dBm)
17.19	14.12	14.24

5.725-5.85GHz_802.11be EHT80_Nss1,(MCS0),RU484+RU242 MRU 3_2TX **AV Power**

5690MHz Straddle 5.725-5.85GHz_TX

20/01/2025

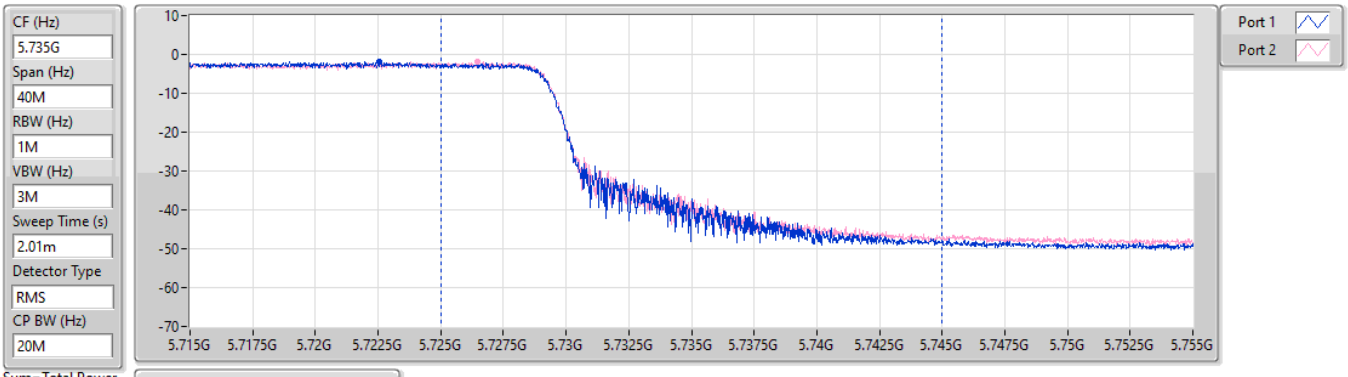

Sum=Total Power
PX=Port X

Sum(dBm)	P1(dBm)	P2(dBm)
5.99	2.82	3.13

Summary

Mode	Total Power (dBm)	Total Power (W)
5.15-5.25GHz	-	-
802.11be EHT160_Nss1,(MCS0),RU996+RU484 CP 4_2TX	15.29	0.03381
5.25-5.35GHz	-	-
802.11be EHT80_Nss1,(MCS0),RU484+RU242 CP 1_2TX	18.00	0.06310
802.11be EHT160_Nss1,(MCS0),RU996+RU484+RU242 CP 4_2TX	15.91	0.03899
5.47-5.725GHz	-	-
802.11be EHT80_Nss1,(MCS0),RU484+RU242 CP 3_2TX	17.70	0.05888
802.11be EHT160_Nss1,(MCS0),RU996+RU484+RU242 CP 7_2TX	18.18	0.06577
5.725-5.85GHz	-	-
802.11be EHT80_Nss1,(MCS0),RU484+RU242 CP 1_2TX	6.24	0.00421

Result

Mode	Result	DG (dBi)	Port 1 (dBm)	Port 2 (dBm)	Total Power (dBm)	Power Limit (dBm)	EIRP (dBm)	EIRP Limit (dBm)
802.11be EHT80_Nss1,(MCS0),RU484+RU242 CP 1_2TX	-	-	-	-	-	-	-	-
5290MHz	Pass	3.72	15.18	14.80	18.00	23.98	21.72	Inf
802.11be EHT80_Nss1,(MCS0),RU484+RU242 CP 3_2TX	-	-	-	-	-	-	-	-
5530MHz	Pass	5.11	14.89	14.47	17.70	23.98	22.81	Inf
802.11be EHT80_Nss1,(MCS0),RU484+RU242 CP 2_2TX	-	-	-	-	-	-	-	-
5610MHz	Pass	5.11	14.63	14.43	17.54	23.98	22.65	Inf
802.11be EHT80_Nss1,(MCS0),RU484+RU242 CP 1_2TX	-	-	-	-	-	-	-	-
5690MHz Straddle 5.47-5.725GHz	Pass	5.11	14.27	14.20	17.25	23.98	22.36	Inf
5690MHz Straddle 5.725-5.85GHz	Pass	4.06	3.28	3.18	6.24	30.00	10.30	Inf
802.11be EHT160_Nss1,(MCS0),RU996+RU484+RU242 CP 4_2TX	-	-	-	-	-	-	-	-
5250MHz Straddle 5.15-5.25GHz	Pass	3.25	11.83	11.46	14.66	30.00	17.91	Inf
802.11be EHT160_Nss1,(MCS0),RU996+RU484 CP 4_2TX	-	-	-	-	-	-	-	-
5250MHz Straddle 5.15-5.25GHz	Pass	3.25	12.40	12.15	15.29	30.00	18.54	Inf
802.11be EHT160_Nss1,(MCS0),RU996+RU484+RU242 CP 4_2TX	-	-	-	-	-	-	-	-
5250MHz Straddle 5.25-5.35GHz	Pass	3.72	12.78	13.01	15.91	23.98	19.63	Inf
802.11be EHT160_Nss1,(MCS0),RU996+RU484 CP 4_2TX	-	-	-	-	-	-	-	-
5250MHz Straddle 5.25-5.35GHz	Pass	3.72	9.05	9.11	12.09	23.98	15.81	Inf
802.11be EHT160_Nss1,(MCS0),RU996+RU484+RU242 CP 7_2TX	-	-	-	-	-	-	-	-
5570MHz	Pass	5.11	15.36	14.97	18.18	23.98	23.29	Inf
802.11be EHT160_Nss1,(MCS0),RU996+RU484 CP 2_2TX	-	-	-	-	-	-	-	-
5570MHz	Pass	5.11	15.22	14.91	18.08	23.98	23.19	Inf

DG = Directional Gain; Port X = Port X output power
Inf = There's no restriction for the limit.

5.15-5.25GHz_802.11be EHT160_Nss1,(MCS0),RU996+RU484 CP 4_2TX **AV Power**

5250MHz Straddle 5.15-5.25GHz_TX

25/02/2025

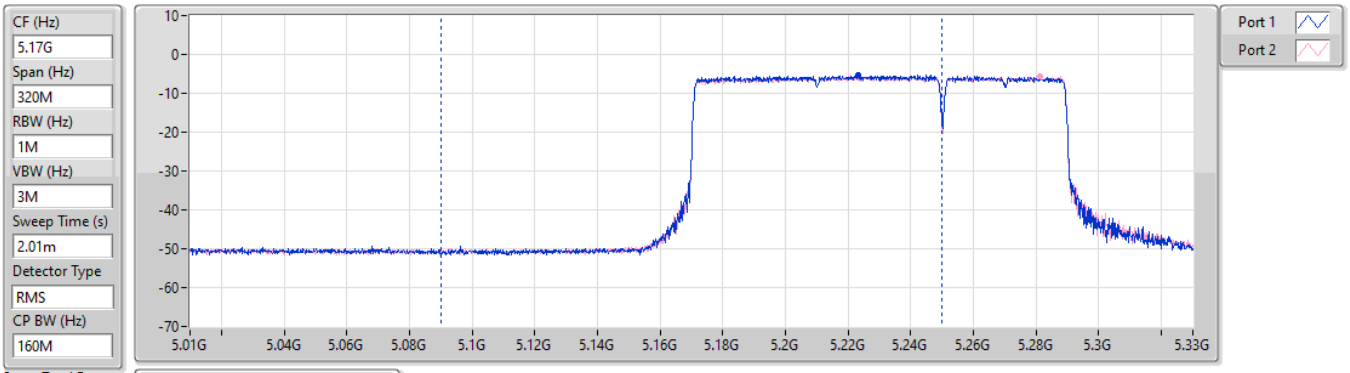

Sum=Total Power
PX=Port X

Sum(dBm)	P1(dBm)	P2(dBm)
15.29	12.40	12.15

5.25-5.35GHz_802.11be EHT160_Nss1,(MCS0),RU996+RU484+RU242 CP 4_2TX **AV Power**

5250MHz Straddle 5.25-5.35GHz_TX

25/02/2025

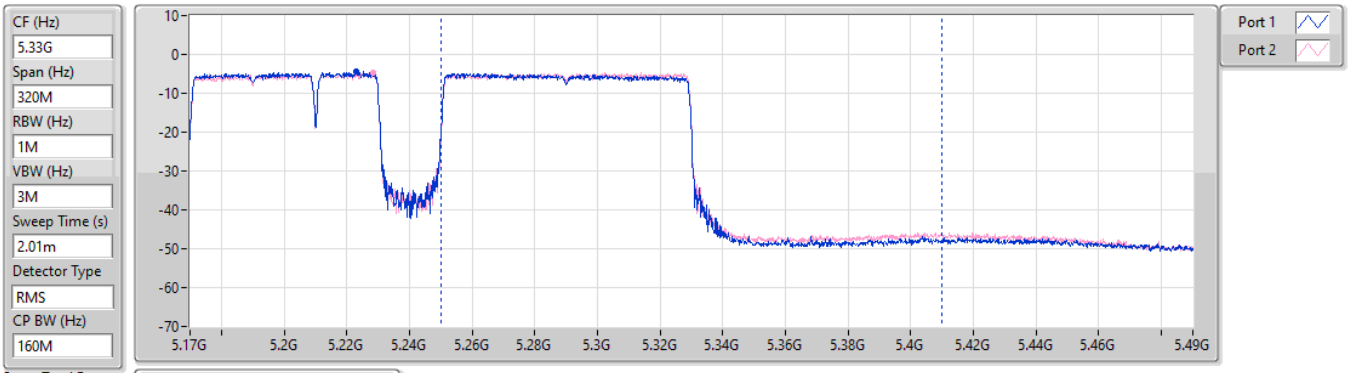

Sum=Total Power
PX=Port X

Sum(dBm)	P1(dBm)	P2(dBm)
15.91	12.78	13.01

5.725-5.85GHz_802.11be EHT80_Nss1,(MCS0),RU484+RU242 CP 1_2TX **AV Power**

5690MHz Straddle 5.725-5.85GHz_TX

17/01/2025

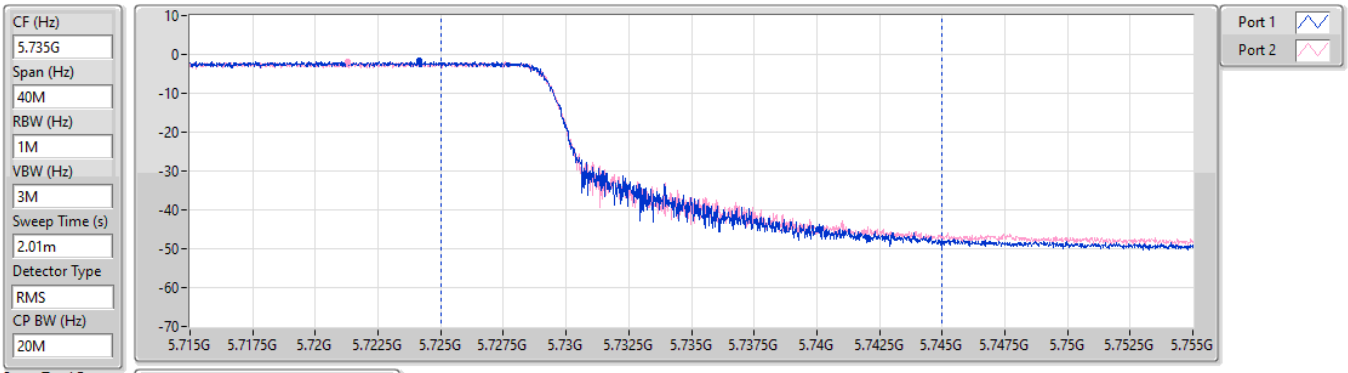

Sum=Total Power
PX=Port X

Sum(dBm)	P1(dBm)	P2(dBm)
6.24	3.28	3.18

Summary

Mode	Total Power (dBm)	Total Power (W)
5.15-5.25GHz	-	-
802.11be EHT160-BF_Nss1,(MCS0)_2TX	15.50	0.03548
5.25-5.35GHz	-	-
802.11be EHT20-BF_Nss1,(MCS0)_2TX	20.43	0.11041
802.11be EHT40-BF_Nss1,(MCS0)_2TX	20.42	0.11015
802.11be EHT80-BF_Nss1,(MCS0)_2TX	18.69	0.07396
802.11be EHT160-BF_Nss1,(MCS0)_2TX	15.46	0.03516
5.47-5.725GHz	-	-
802.11be EHT20-BF_Nss1,(MCS0)_2TX	20.21	0.10495
802.11be EHT40-BF_Nss1,(MCS0)_2TX	20.30	0.10715
802.11be EHT80-BF_Nss1,(MCS0)_2TX	20.33	0.10789
802.11be EHT160-BF_Nss1,(MCS0)_2TX	20.29	0.10691
5.725-5.85GHz	-	-
802.11be EHT20-BF_Nss1,(MCS0)_2TX	14.14	0.02594
802.11be EHT40-BF_Nss1,(MCS0)_2TX	10.57	0.01140
802.11be EHT80-BF_Nss1,(MCS0)_2TX	7.55	0.00569

Result

Mode	Result	DG (dBi)	Port 1 (dBm)	Port 2 (dBm)	Total Power (dBm)	Power Limit (dBm)
802.11be EHT20-BF_Nss1,(MCS0)_2TX	-	-	-	-	-	-
5260MHz	Pass	5.91	16.89	17.53	20.23	23.98
5300MHz	Pass	5.91	17.02	17.51	20.28	23.98
5320MHz	Pass	5.91	17.15	17.67	20.43	23.98
5500MHz	Pass	5.27	16.80	17.26	20.05	23.98
5580MHz	Pass	5.27	17.15	17.17	20.17	23.98
5700MHz	Pass	5.27	17.17	17.22	20.21	23.98
5720MHz Straddle 5.47-5.725GHz	Pass	5.27	15.79	15.90	18.86	22.92
5720MHz Straddle 5.725-5.85GHz	Pass	4.75	11.05	11.20	14.14	30.00
802.11be EHT40-BF_Nss1,(MCS0)_2TX	-	-	-	-	-	-
5270MHz	Pass	5.91	17.22	17.60	20.42	23.98
5310MHz	Pass	5.91	17.06	17.56	20.33	23.98
5510MHz	Pass	5.27	16.44	16.81	19.64	23.98
5550MHz	Pass	5.27	17.16	17.31	20.25	23.98
5670MHz	Pass	5.27	17.25	17.32	20.30	23.98
5710MHz Straddle 5.47-5.725GHz	Pass	5.27	16.57	16.77	19.68	23.98
5710MHz Straddle 5.725-5.85GHz	Pass	4.75	7.55	7.57	10.57	30.00
802.11be EHT80-BF_Nss1,(MCS0)_2TX	-	-	-	-	-	-
5290MHz	Pass	5.91	15.46	15.89	18.69	23.98
5530MHz	Pass	5.27	17.09	17.41	20.26	23.98
5610MHz	Pass	5.27	17.31	17.33	20.33	23.98
5690MHz Straddle 5.47-5.725GHz	Pass	5.27	16.98	17.10	20.05	23.98
5690MHz Straddle 5.725-5.85GHz	Pass	4.75	4.58	4.49	7.55	30.00
802.11be EHT160-BF_Nss1,(MCS0)_2TX	-	-	-	-	-	-
5250MHz Straddle 5.15-5.25GHz	Pass	4.49	12.14	12.81	15.50	23.98
5250MHz Straddle 5.25-5.35GHz	Pass	5.91	12.10	12.77	15.46	23.98
5570MHz	Pass	5.27	17.25	17.30	20.29	23.98

DG = Directional Gain; Port X = Port X output power
Inf = There's no restriction for the limit.

5.15-5.25GHz_802.11be EHT160-BF_Nss1,(MCS0)_2TX **AV Power**

5250MHz Straddle 5.15-5.25GHz_TX

17/01/2025

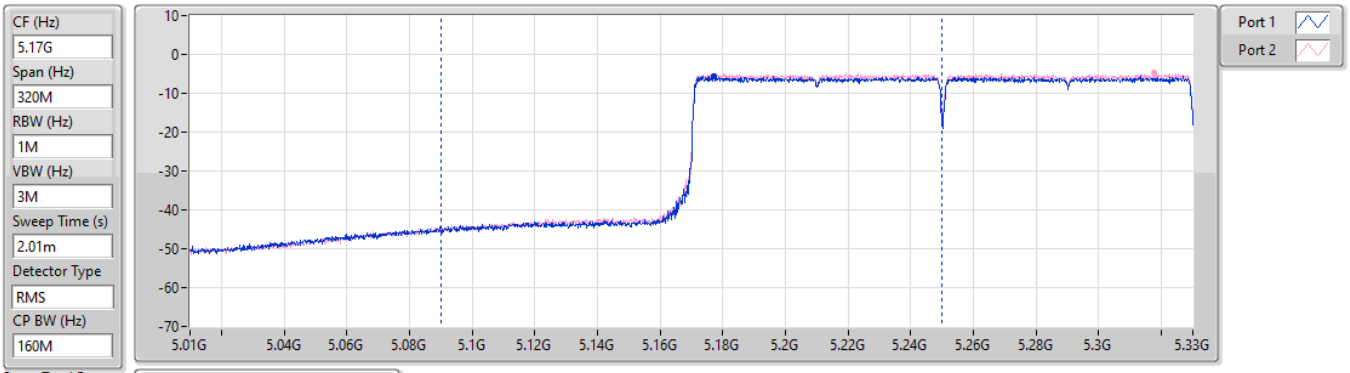

Sum(dBm)	P1(dBm)	P2(dBm)
15.50	12.14	12.81

5.25-5.35GHz_802.11be EHT160-BF_Nss1,(MCS0)_2TX **AV Power**

5250MHz Straddle 5.25-5.35GHz_TX

17/01/2025

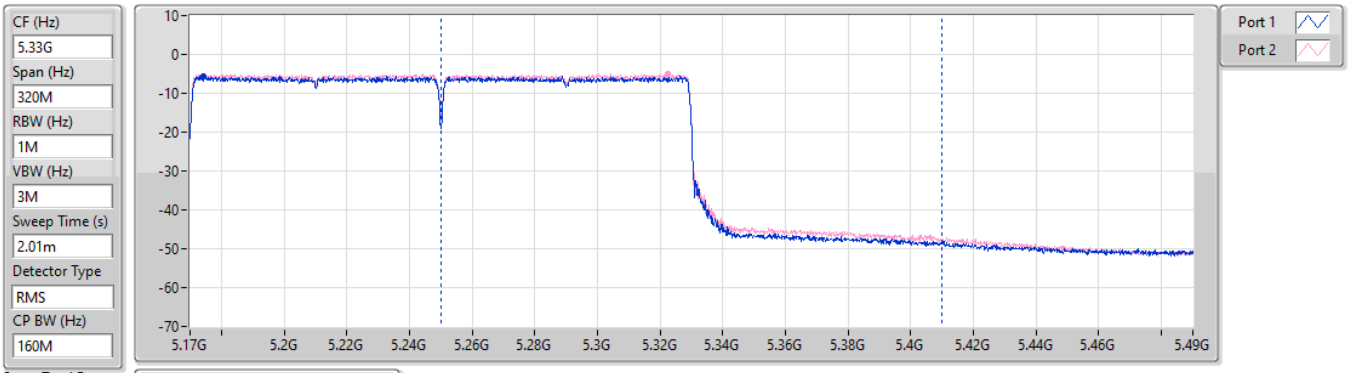

Sum(dBm)	P1(dBm)	P2(dBm)
15.46	12.10	12.77

5.725-5.85GHz_802.11be EHT20-BF_Nss1,(MCS0)_2TX **AV Power**

5720MHz Straddle 5.725-5.85GHz_TX

17/01/2025

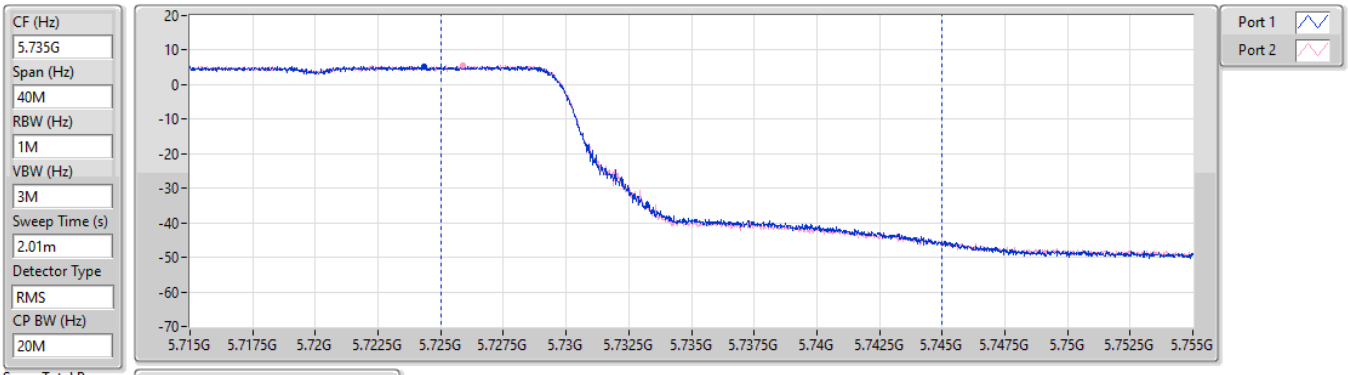

Sum(dBm)	P1(dBm)	P2(dBm)
14.14	11.05	11.20

5.725-5.85GHz_802.11be EHT40-BF_Nss1,(MCS0)_2TX **AV Power**

5710MHz Straddle 5.725-5.85GHz_TX

17/01/2025

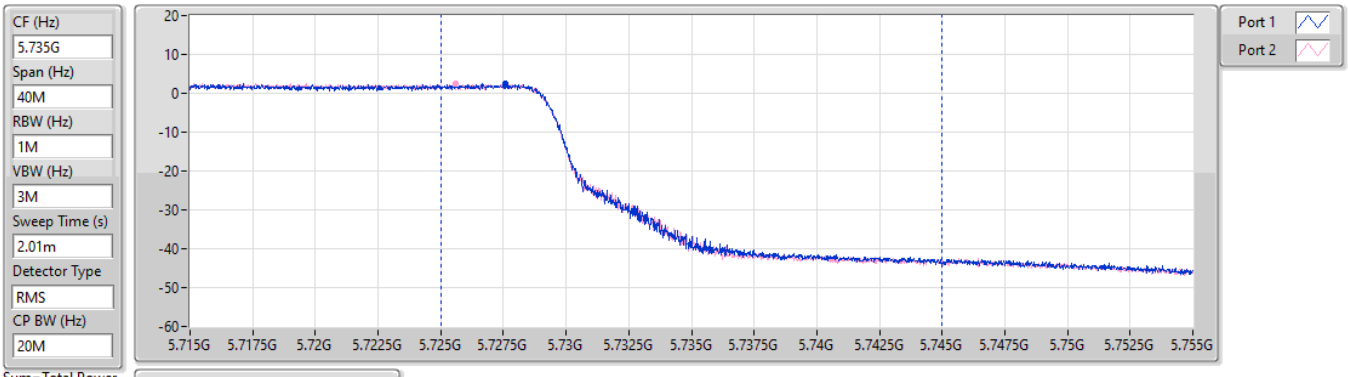

Sum(dBm)	P1(dBm)	P2(dBm)
10.57	7.55	7.57

5.725-5.85GHz_802.11be EHT80-BF_Nss1,(MCS0)_2TX **AV Power**

5690MHz Straddle 5.725-5.85GHz_TX

17/01/2025

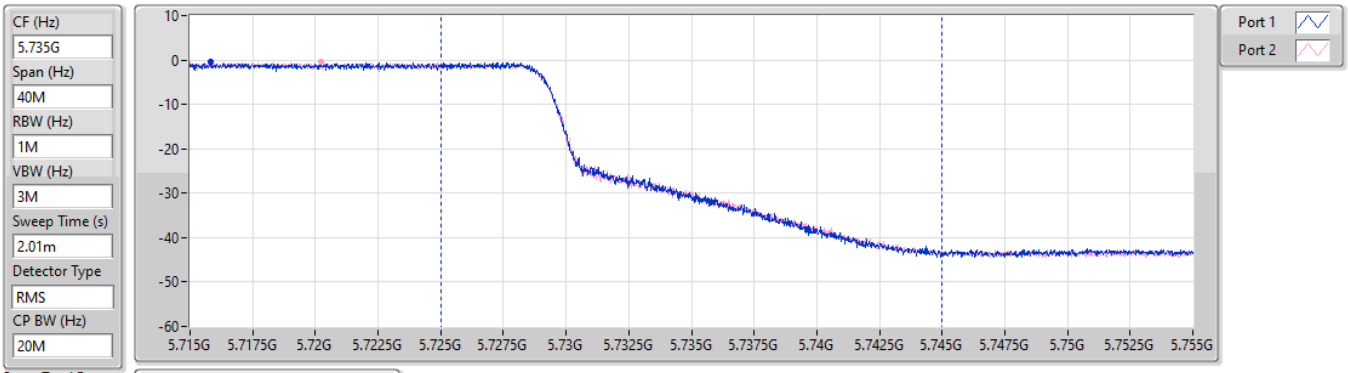

Sum(dBm)	P1(dBm)	P2(dBm)
7.55	4.58	4.49

Summary

Mode	Total Power (dBm)	Total Power (W)
5.15-5.25GHz	-	-
802.11be EHT160-BF_Nss1,(MCS0)_2TX	16.77	0.04753
5.25-5.35GHz	-	-
802.11be EHT20-BF_Nss1,(MCS0)_2TX	19.55	0.09016
802.11be EHT40-BF_Nss1,(MCS0)_2TX	19.40	0.08710
802.11be EHT80-BF_Nss1,(MCS0)_2TX	19.30	0.08511
802.11be EHT160-BF_Nss1,(MCS0)_2TX	16.62	0.04592
5.47-5.725GHz	-	-
802.11be EHT20-BF_Nss1,(MCS0)_2TX	19.68	0.09290
802.11be EHT40-BF_Nss1,(MCS0)_2TX	19.36	0.08630
802.11be EHT80-BF_Nss1,(MCS0)_2TX	19.28	0.08472
802.11be EHT160-BF_Nss1,(MCS0)_2TX	19.38	0.08670
5.725-5.85GHz	-	-
802.11be EHT20-BF_Nss1,(MCS0)_2TX	13.26	0.02118
802.11be EHT40-BF_Nss1,(MCS0)_2TX	9.76	0.00946
802.11be EHT80-BF_Nss1,(MCS0)_2TX	6.56	0.00453

Result

Mode	Result	DG (dBi)	Port 1 (dBm)	Port 2 (dBm)	Total Power (dBm)	Power Limit (dBm)
802.11be EHT20-BF_Nss1,(MCS0)_2TX	-	-	-	-	-	-
5260MHz	Pass	4.64	16.6	16.48	19.55	23.98
5300MHz	Pass	4.64	16.4	16.04	19.23	23.98
5320MHz	Pass	4.64	16.17	15.78	18.99	23.98
5500MHz	Pass	6.09	16.84	16.5	19.68	23.89
5580MHz	Pass	6.09	16.28	15.84	19.08	23.89
5700MHz	Pass	6.09	16.37	16.26	19.33	23.89
5720MHz Straddle 5.47-5.725GHz	Pass	6.09	15.25	15.03	18.15	22.92
5720MHz Straddle 5.725-5.85GHz	Pass	4.28	10.29	10.21	13.26	30.00
802.11be EHT40-BF_Nss1,(MCS0)_2TX	-	-	-	-	-	-
5270MHz	Pass	4.64	16.55	16.23	19.40	23.98
5310MHz	Pass	4.64	16.27	15.78	19.04	23.98
5510MHz	Pass	6.09	16.73	15.94	19.36	23.89
5550MHz	Pass	6.09	16.31	15.89	19.12	23.89
5670MHz	Pass	6.09	16.27	16.17	19.23	23.89
5710MHz Straddle 5.47-5.725GHz	Pass	6.09	15.84	15.77	18.82	23.89
5710MHz Straddle 5.725-5.85GHz	Pass	4.28	6.71	6.78	9.76	30.00
802.11be EHT80-BF_Nss1,(MCS0)_2TX	-	-	-	-	-	-
5290MHz	Pass	4.64	16.52	16.05	19.30	23.98
5530MHz	Pass	6.09	16.53	15.99	19.28	23.89
5610MHz	Pass	6.09	16.36	15.98	19.18	23.89
5690MHz Straddle 5.47-5.725GHz	Pass	6.09	16.13	16.09	19.12	23.89
5690MHz Straddle 5.725-5.85GHz	Pass	4.28	3.6	3.5	6.56	30.00
802.11be EHT160-BF_Nss1,(MCS0)_2TX	-	-	-	-	-	-
5250MHz Straddle 5.15-5.25GHz	Pass	4.78	13.9	13.62	16.77	30.00
5250MHz Straddle 5.25-5.35GHz	Pass	4.64	13.53	13.69	16.62	23.98
5570MHz	Pass	6.09	16.61	16.12	19.38	23.89

DG = Directional Gain; Port X = Port X output power
Inf = There's no restriction for the limit.

5.15-5.25GHz_802.11be EHT160-BF_Nss1,(MCS0)_2TX **AV Power**

5250MHz Straddle 5.15-5.25GHz_TX

17/01/2025

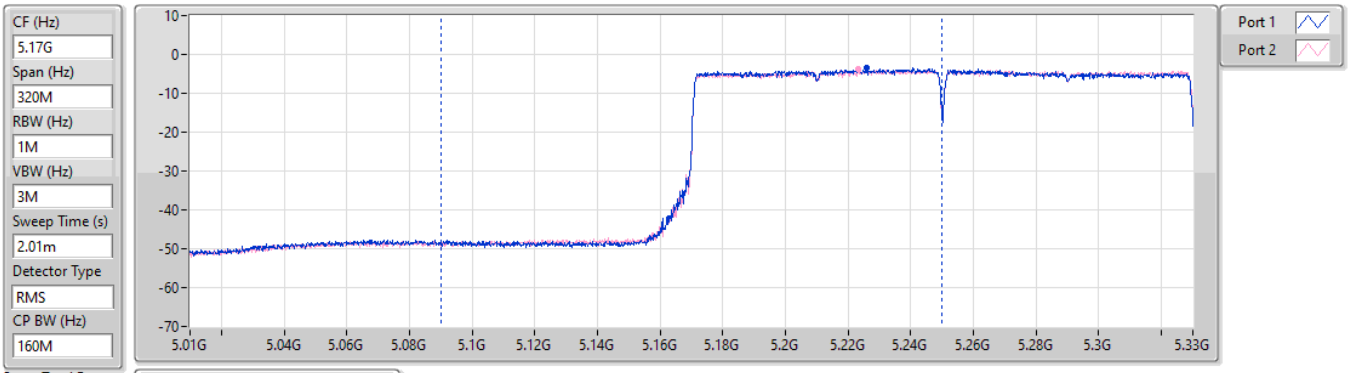

Sum(dBm)	P1(dBm)	P2(dBm)
16.77	13.90	13.62

5.25-5.35GHz_802.11be EHT160-BF_Nss1,(MCS0)_2TX **AV Power**

5250MHz Straddle 5.25-5.35GHz_TX

17/01/2025

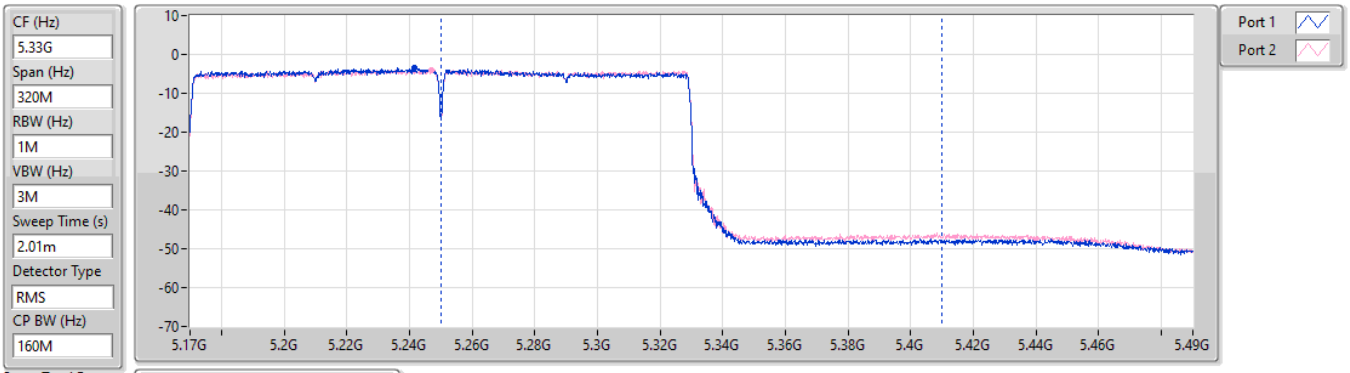

Sum(dBm)	P1(dBm)	P2(dBm)
16.62	13.53	13.69

5.725-5.85GHz_802.11be EHT20-BF_Nss1,(MCS0)_2TX **AV Power**

5720MHz Straddle 5.725-5.85GHz_TX

17/01/2025

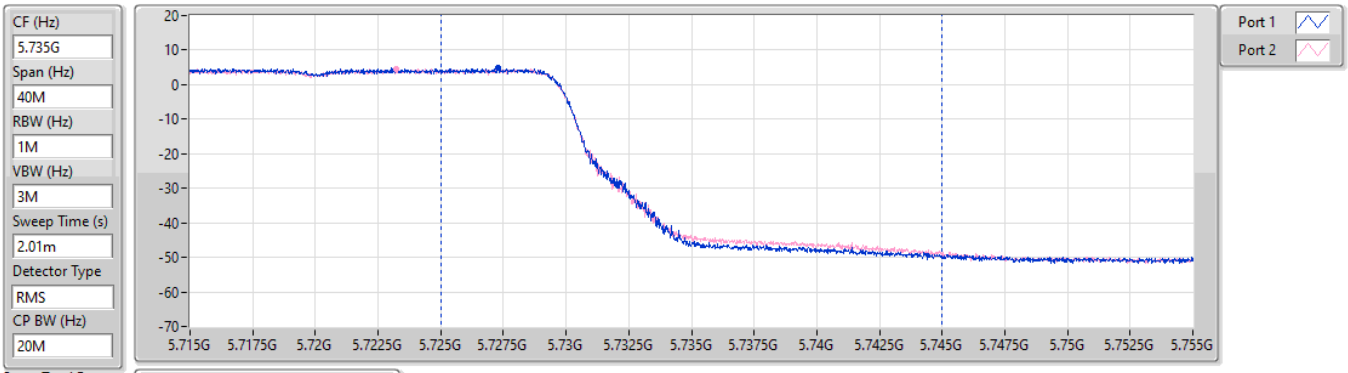

Sum(dBm)	P1(dBm)	P2(dBm)
13.26	10.29	10.21

5.725-5.85GHz_802.11be EHT40-BF_Nss1,(MCS0)_2TX **AV Power**

5710MHz Straddle 5.725-5.85GHz_TX

17/01/2025

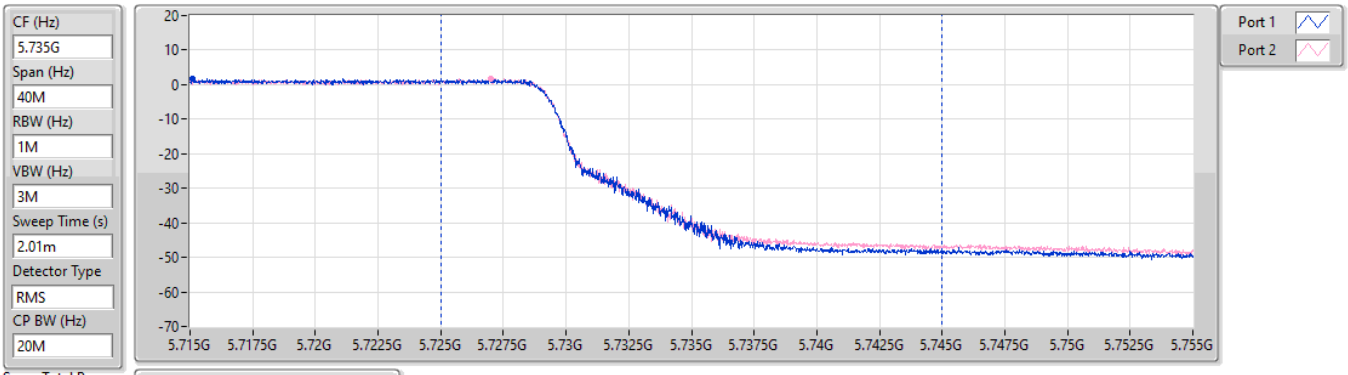

Sum(dBm)	P1(dBm)	P2(dBm)
9.76	6.71	6.78

5.725-5.85GHz_802.11be EHT80-BF_Nss1,(MCS0)_2TX **AV Power**

5690MHz Straddle 5.725-5.85GHz_TX

17/01/2025

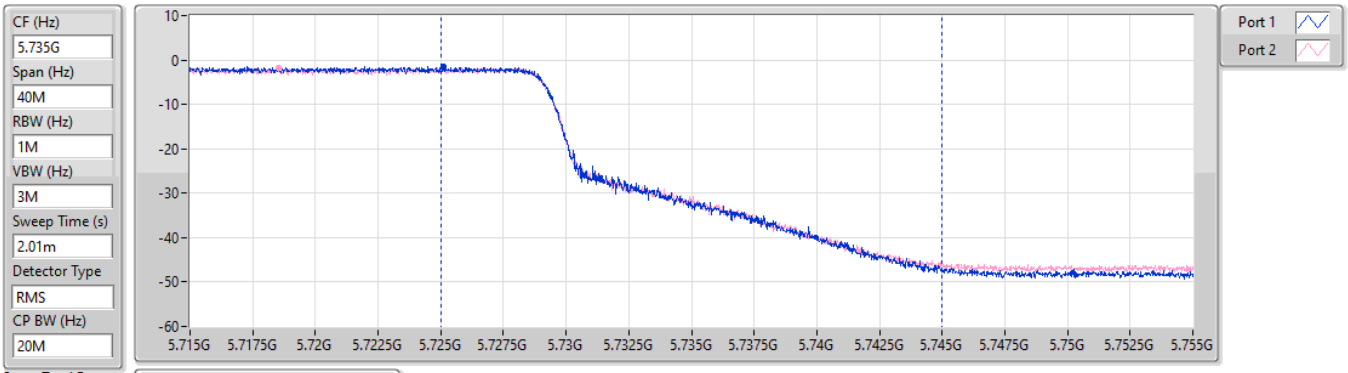

Sum(dBm)	P1(dBm)	P2(dBm)
6.56	3.60	3.50

Summary

Mode	PD (dBm/RBW)
5.15-5.25GHz	-
802.11be EHT160_Nss1,(MCS0)_2TX	-4.40
5.25-5.35GHz	-
802.11a_Nss1,(6Mbps)_2TX	7.37
802.11be EHT20_Nss1,(MCS0)_2TX	6.87
802.11be EHT40_Nss1,(MCS0)_2TX	3.70
802.11be EHT80_Nss1,(MCS0)_2TX	-1.24
802.11be EHT160_Nss1,(MCS0)_2TX	-4.44
5.47-5.725GHz	-
802.11a_Nss1,(6Mbps)_2TX	7.21
802.11be EHT20_Nss1,(MCS0)_2TX	6.54
802.11be EHT40_Nss1,(MCS0)_2TX	3.60
802.11be EHT80_Nss1,(MCS0)_2TX	0.56
802.11be EHT160_Nss1,(MCS0)_2TX	-2.33
5.725-5.85GHz	-
802.11a_Nss1,(6Mbps)_2TX	5.36
802.11be EHT20_Nss1,(MCS0)_2TX	4.88
802.11be EHT40_Nss1,(MCS0)_2TX	1.78
802.11be EHT80_Nss1,(MCS0)_2TX	-1.34

RBW = 500kHz for 5.725-5.85GHz band / 1MHz for other band;

Result

Mode	Result	DG (dBi)	Port 1 (dBm/RBW)	Port 2 (dBm/RBW)	PD (dBm/RBW)	PD Limit (dBm/RBW)
802.11a_Nss1,(6Mbps)_2TX	-	-	-	-	-	-
5260MHz	Pass	5.91	3.87	4.64	7.23	11.00
5300MHz	Pass	5.91	3.93	4.66	7.27	11.00
5320MHz	Pass	5.91	4.05	4.76	7.37	11.00
5500MHz	Pass	5.27	3.63	4.22	6.93	11.00
5580MHz	Pass	5.27	4.16	4.26	7.21	11.00
5700MHz	Pass	5.27	4.07	4.20	7.08	11.00
5720MHz Straddle 5.47-5.725GHz	Pass	5.27	3.80	3.94	6.81	11.00
5720MHz Straddle 5.725-5.85GHz	Pass	4.75	2.32	2.49	5.36	30.00
802.11be EHT20_Nss1,(MCS0)_2TX	-	-	-	-	-	-
5260MHz	Pass	5.91	3.23	4.03	6.63	11.00
5300MHz	Pass	5.91	3.36	4.01	6.68	11.00
5320MHz	Pass	5.91	3.48	4.21	6.87	11.00
5500MHz	Pass	5.27	3.14	3.66	6.38	11.00
5580MHz	Pass	5.27	3.50	3.60	6.54	11.00
5700MHz	Pass	5.27	3.47	3.65	6.54	11.00
5720MHz Straddle 5.47-5.725GHz	Pass	5.27	3.19	3.46	6.26	11.00
5720MHz Straddle 5.725-5.85GHz	Pass	4.75	1.80	1.97	4.88	30.00
802.11be EHT40_Nss1,(MCS0)_2TX	-	-	-	-	-	-
5270MHz	Pass	5.91	0.53	0.94	3.70	11.00
5310MHz	Pass	5.91	0.40	0.93	3.64	11.00
5510MHz	Pass	5.27	-0.19	0.08	2.89	11.00
5550MHz	Pass	5.27	0.59	0.53	3.55	11.00
5670MHz	Pass	5.27	0.62	0.62	3.60	11.00
5710MHz Straddle 5.47-5.725GHz	Pass	5.27	0.32	0.47	3.40	11.00
5710MHz Straddle 5.725-5.85GHz	Pass	4.75	-1.20	-1.24	1.78	30.00
802.11be EHT80_Nss1,(MCS0)_2TX	-	-	-	-	-	-
5290MHz	Pass	5.91	-4.47	-3.91	-1.24	11.00
5530MHz	Pass	5.27	-2.57	-2.50	0.45	11.00
5610MHz	Pass	5.27	-2.41	-2.41	0.56	11.00
5690MHz Straddle 5.47-5.725GHz	Pass	5.27	-2.68	-2.57	0.33	11.00
5690MHz Straddle 5.725-5.85GHz	Pass	4.75	-4.24	-4.40	-1.34	30.00
802.11be EHT160_Nss1,(MCS0)_2TX	-	-	-	-	-	-
5250MHz Straddle 5.15-5.25GHz	Pass	4.49	-7.71	-7.09	-4.40	11.00
5250MHz Straddle 5.25-5.35GHz	Pass	5.91	-7.73	-7.08	-4.44	11.00
5570MHz	Pass	5.27	-5.26	-5.35	-2.33	11.00

DG = Directional Gain; RBW = 500kHz for 5.725-5.85GHz band / 1MHz for other band;
PD = trace bin-by-bin of each transmits port summing can be performed maximum power density; Port X = Port X Power Density;
Inf = There's no restriction for the limit.

5.15-5.25GHz_802.11be EHT160_Nss1,(MCS0)_2TX **PSD**

5250MHz Straddle 5.15-5.25GHz

17/01/2025

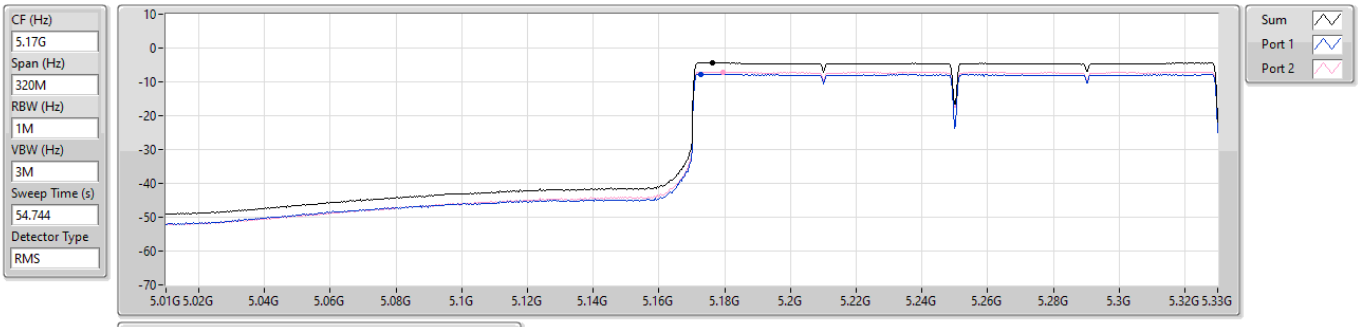

Sum	PD	Port 1	Port 2
(dBm/RBW)	(dBm/RBW)	(dBm/RBW)	(dBm/RBW)
-4.40	-4.40	-7.71	-7.09

5.25-5.35GHz_802.11a_Nss1,(6Mbps)_2TX **PSD**

5320MHz

17/01/2025

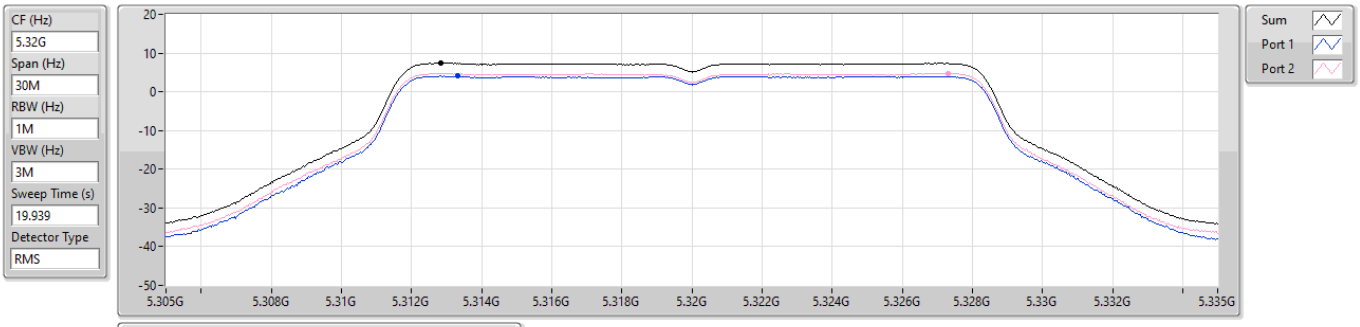

Sum	PD	Port 1	Port 2
(dBm/RBW)	(dBm/RBW)	(dBm/RBW)	(dBm/RBW)
7.37	7.37	4.05	4.76

5.25-5.35GHz_802.11be EHT20_Nss1,(MCS0)_2TX **PSD**

5320MHz

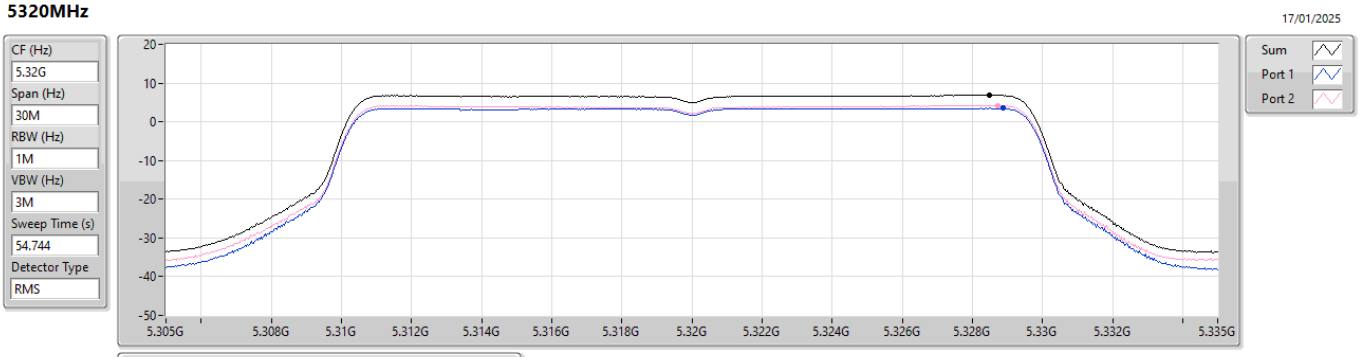

Sum	PD	Port 1	Port 2
(dBm/RBW)	(dBm/RBW)	(dBm/RBW)	(dBm/RBW)
6.87	6.87	3.48	4.21

5.25-5.35GHz_802.11be EHT40_Nss1,(MCS0)_2TX **PSD**

5270MHz

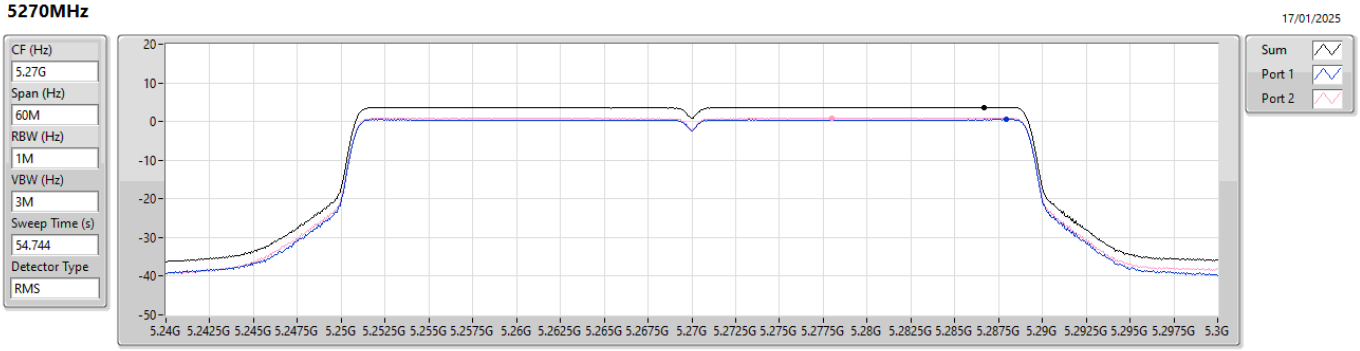

Sum	PD	Port 1	Port 2
(dBm/RBW)	(dBm/RBW)	(dBm/RBW)	(dBm/RBW)
3.70	3.70	0.53	0.94

5.25-5.35GHz_802.11be EHT80_Nss1,(MCS0)_2TX **PSD**

5290MHz

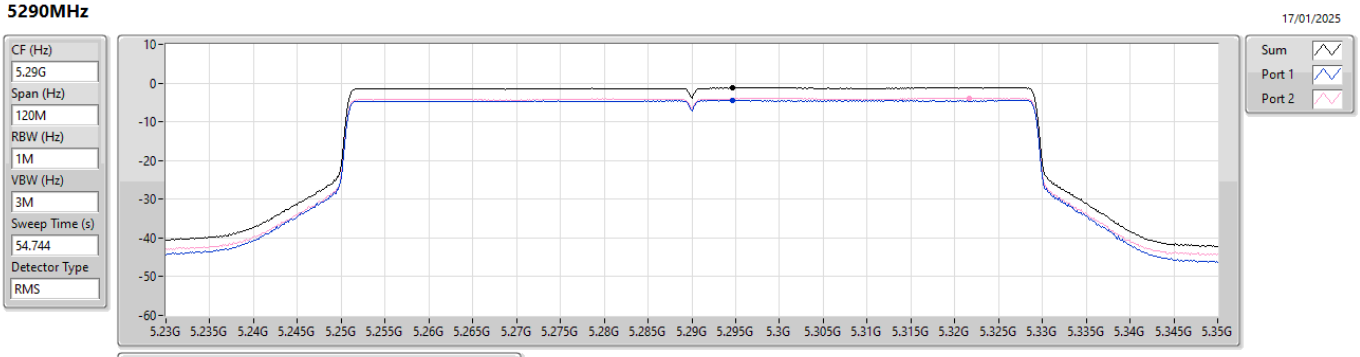

Sum	PD	Port 1	Port 2
(dBm/RBW)	(dBm/RBW)	(dBm/RBW)	(dBm/RBW)
-1.24	-1.24	-4.47	-3.91

5.25-5.35GHz_802.11be EHT160_Nss1,(MCS0)_2TX **PSD**

5250MHz Straddle 5.25-5.35GHz

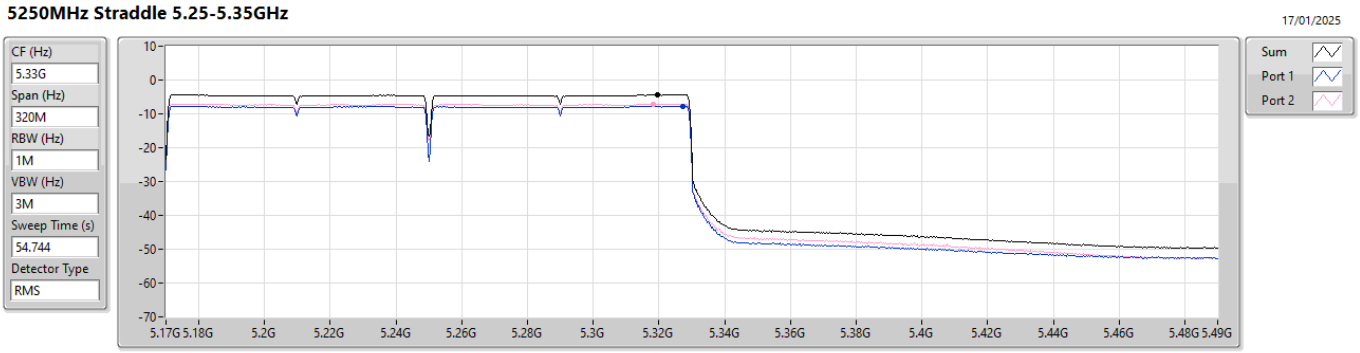

Sum	PD	Port 1	Port 2
(dBm/RBW)	(dBm/RBW)	(dBm/RBW)	(dBm/RBW)
-4.44	-4.44	-7.73	-7.08

5.47-5.725GHz_802.11a_Nss1,(6Mbps)_2TX **PSD**

5580MHz

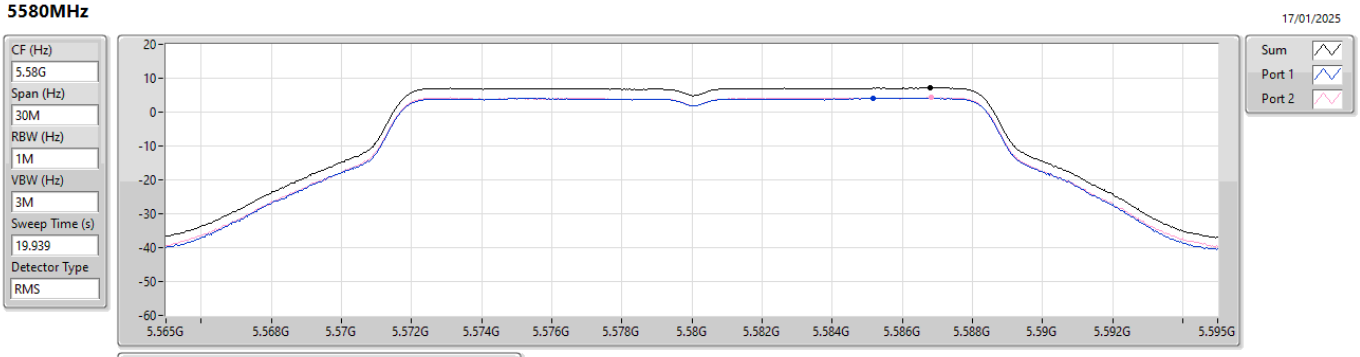

Sum	PD	Port 1	Port 2
(dBm/RBW)	(dBm/RBW)	(dBm/RBW)	(dBm/RBW)
7.21	7.21	4.16	4.26

5.47-5.725GHz_802.11be EHT20_Nss1,(MCS0)_2TX **PSD**

5580MHz

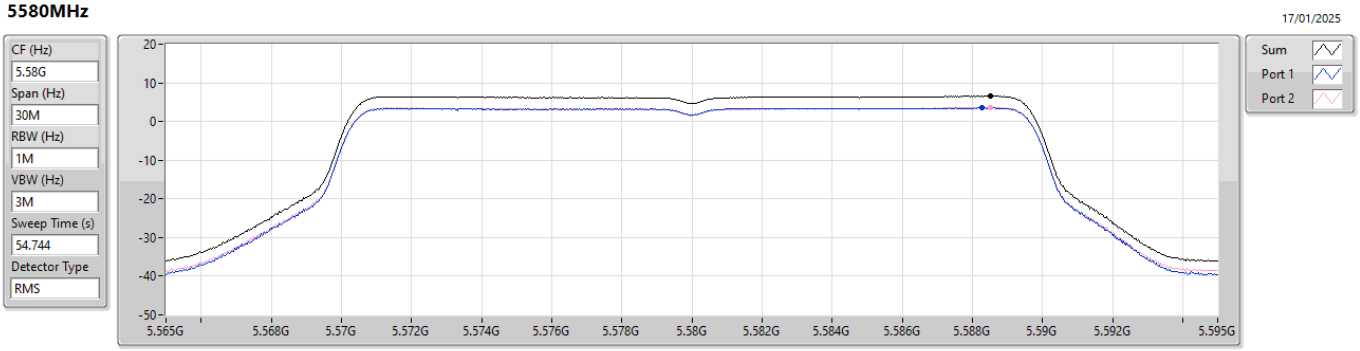

Sum	PD	Port 1	Port 2
(dBm/RBW)	(dBm/RBW)	(dBm/RBW)	(dBm/RBW)
6.54	6.54	3.50	3.60

5.47-5.725GHz_802.11be EHT40_Nss1,(MCS0)_2TX **PSD**

5670MHz

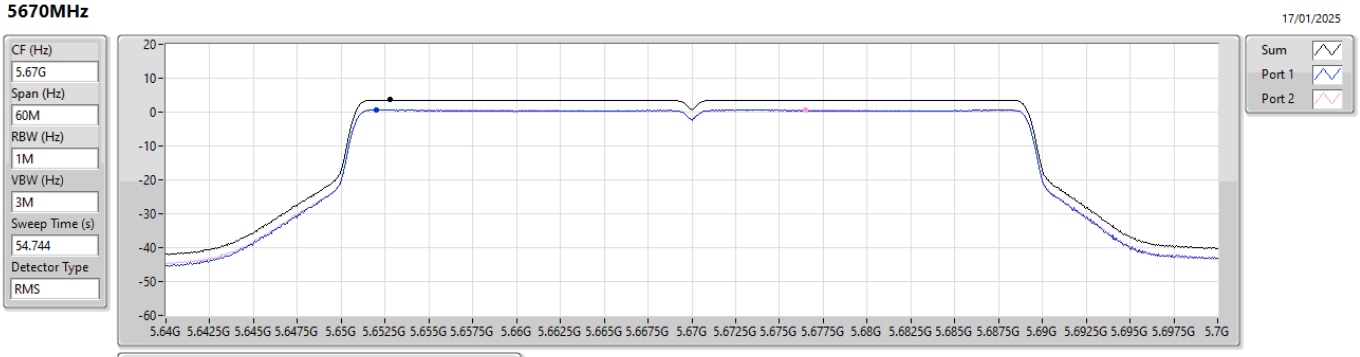

Sum	PD	Port 1	Port 2
(dBm/RBW)	(dBm/RBW)	(dBm/RBW)	(dBm/RBW)
3.60	3.60	0.62	0.62

5.47-5.725GHz_802.11be EHT80_Nss1,(MCS0)_2TX **PSD**

5610MHz

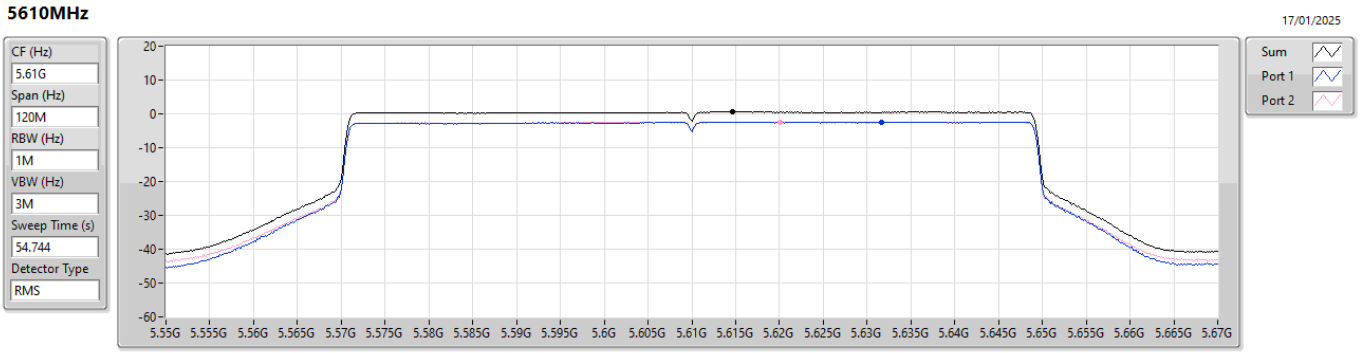

Sum	PD	Port 1	Port 2
(dBm/RBW)	(dBm/RBW)	(dBm/RBW)	(dBm/RBW)
0.56	0.56	-2.41	-2.41

5.47-5.725GHz_802.11be EHT160_Nss1,(MCS0)_2TX **PSD**

5570MHz

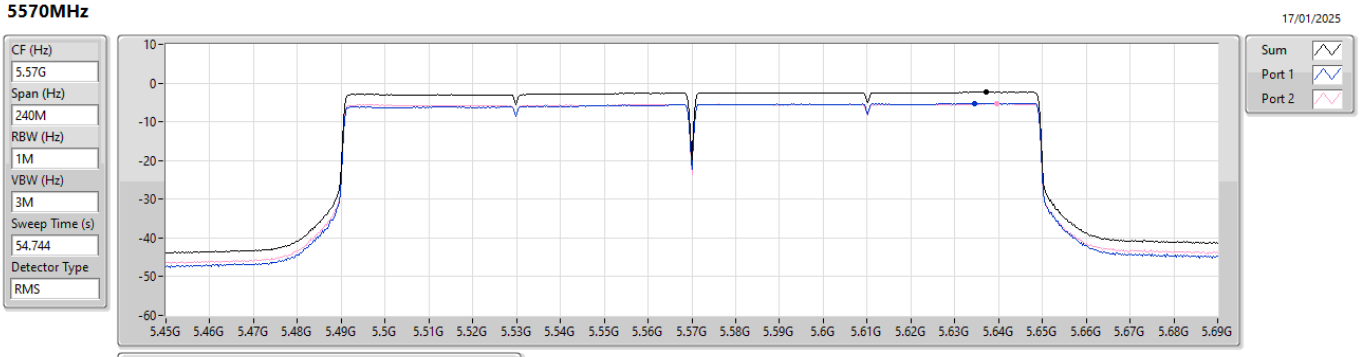

Sum	PD	Port 1	Port 2
(dBm/RBW)	(dBm/RBW)	(dBm/RBW)	(dBm/RBW)
-2.33	-2.33	-5.26	-5.35

5.725-5.85GHz_802.11a_Nss1,(6Mbps)_2TX **PSD**

5720MHz Straddle 5.725-5.85GHz

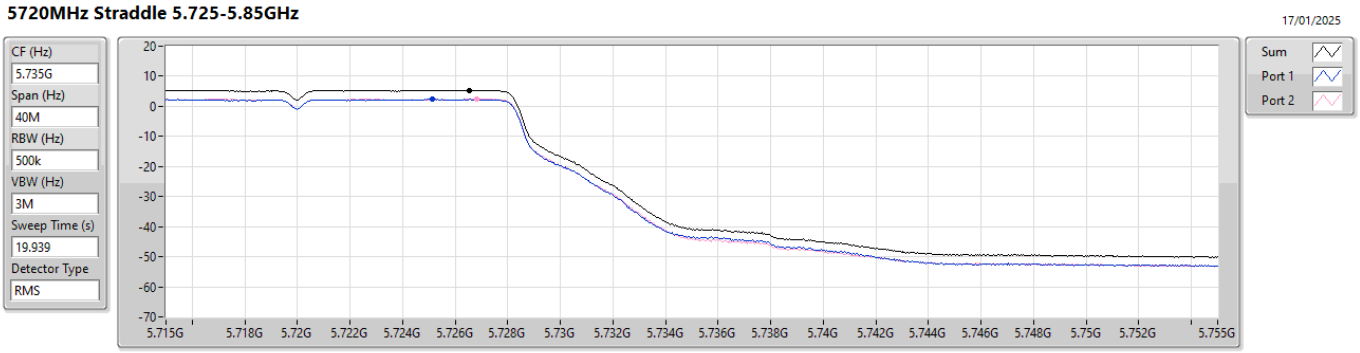

Sum	PD	Port 1	Port 2
(dBm/RBW)	(dBm/RBW)	(dBm/RBW)	(dBm/RBW)
5.36	5.36	2.32	2.49

5.725-5.85GHz_802.11be EHT20_Nss1,(MCS0)_2TX **PSD**

5720MHz Straddle 5.725-5.85GHz

17/01/2025

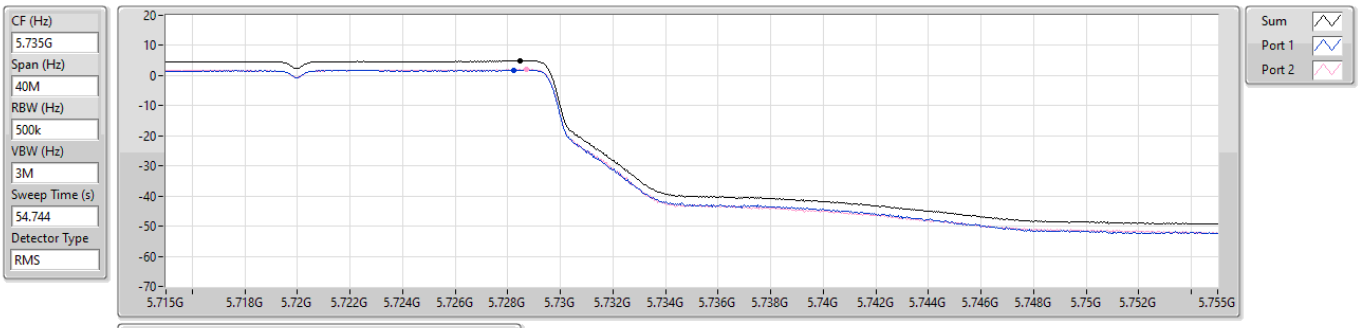

Sum	PD	Port 1	Port 2
(dBm/RBW)	(dBm/RBW)	(dBm/RBW)	(dBm/RBW)
4.88	4.88	1.80	1.97

5.725-5.85GHz_802.11be EHT40_Nss1,(MCS0)_2TX **PSD**

5710MHz Straddle 5.725-5.85GHz

17/01/2025

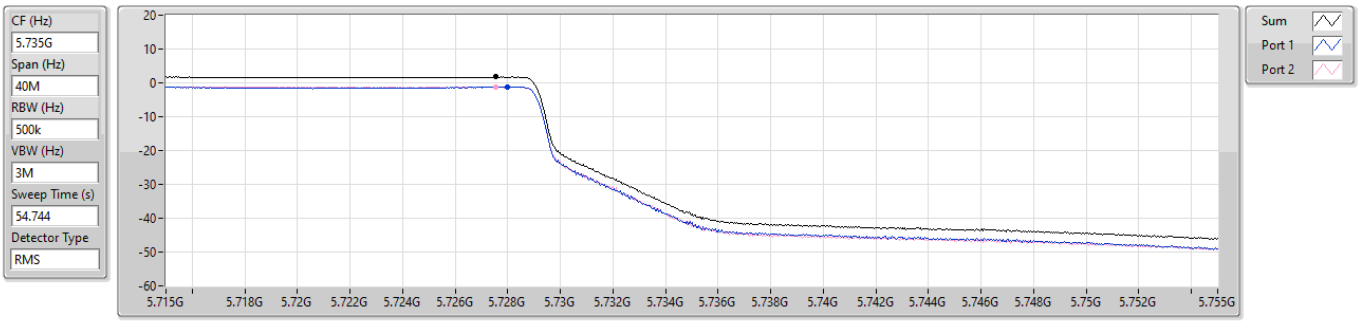

Sum	PD	Port 1	Port 2
(dBm/RBW)	(dBm/RBW)	(dBm/RBW)	(dBm/RBW)
1.78	1.78	-1.20	-1.24

5.725-5.85GHz_802.11be EHT80_Nss1,(MCS0)_2TX **PSD**

5690MHz Straddle 5.725-5.85GHz

17/01/2025

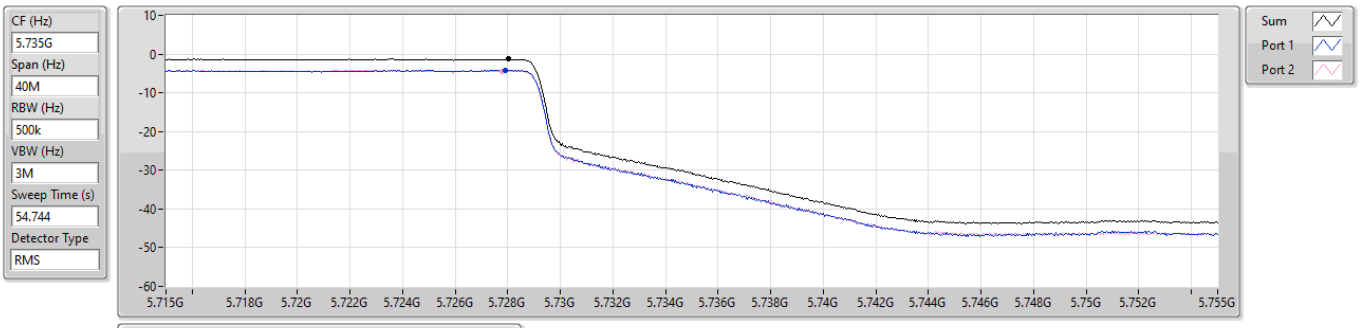

Sum	PD	Port 1	Port 2
(dBm/RBW)	(dBm/RBW)	(dBm/RBW)	(dBm/RBW)
-1.34	-1.34	-4.24	-4.40

Summary

Mode	PD (dBm/RBW)
5.15-5.25GHz	-
802.11be EHT160_Nss1,(MCS0)_2TX	-2.83
5.25-5.35GHz	-
802.11a_Nss1,(6Mbps)_2TX	6.60
802.11be EHT20_Nss1,(MCS0)_2TX	5.98
802.11be EHT40_Nss1,(MCS0)_2TX	2.92
802.11be EHT80_Nss1,(MCS0)_2TX	-0.27
802.11be EHT160_Nss1,(MCS0)_2TX	-2.95
5.47-5.725GHz	-
802.11a_Nss1,(6Mbps)_2TX	6.58
802.11be EHT20_Nss1,(MCS0)_2TX	6.03
802.11be EHT40_Nss1,(MCS0)_2TX	2.62
802.11be EHT80_Nss1,(MCS0)_2TX	-0.45
802.11be EHT160_Nss1,(MCS0)_2TX	-3.38
5.725-5.85GHz	-
802.11a_Nss1,(6Mbps)_2TX	4.61
802.11be EHT20_Nss1,(MCS0)_2TX	4.03
802.11be EHT40_Nss1,(MCS0)_2TX	0.96
802.11be EHT80_Nss1,(MCS0)_2TX	-2.26

RBW = 500kHz for 5.725-5.85GHz band / 1MHz for other band;

Result

Mode	Result	DG (dBi)	Port 1 (dBm/RBW)	Port 2 (dBm/RBW)	PD (dBm/RBW)	PD Limit (dBm/RBW)
802.11a_Nss1,(6Mbps)_2TX	-	-	-	-	-	-
5260MHz	Pass	4.64	3.87	3.28	6.60	11.00
5300MHz	Pass	4.64	3.43	2.89	6.13	11.00
5320MHz	Pass	4.64	3.18	2.57	5.82	11.00
5500MHz	Pass	6.09	3.88	3.39	6.58	10.91
5580MHz	Pass	6.09	3.17	2.63	5.89	10.91
5700MHz	Pass	6.09	3.33	3.10	6.17	10.91
5720MHz Straddle 5.47-5.725GHz	Pass	6.09	3.27	3.06	6.12	10.91
5720MHz Straddle 5.725-5.85GHz	Pass	4.75	1.66	1.60	4.61	30.00
802.11be EHT20_Nss1,(MCS0)_2TX	-	-	-	-	-	-
5260MHz	Pass	4.64	3.18	2.74	5.98	11.00
5300MHz	Pass	4.64	2.89	2.31	5.60	11.00
5320MHz	Pass	4.64	2.67	2.10	5.33	11.00
5500MHz	Pass	6.09	3.26	2.81	6.03	10.91
5580MHz	Pass	6.09	2.60	2.18	5.36	10.91
5700MHz	Pass	6.09	2.74	2.48	5.59	10.91
5720MHz Straddle 5.47-5.725GHz	Pass	6.09	2.75	2.41	5.58	10.91
5720MHz Straddle 5.725-5.85GHz	Pass	4.75	1.11	0.95	4.03	30.00
802.11be EHT40_Nss1,(MCS0)_2TX	-	-	-	-	-	-
5270MHz	Pass	4.64	0.07	-0.25	2.92	11.00
5310MHz	Pass	4.64	-0.37	-0.77	2.34	11.00
5510MHz	Pass	6.09	0.04	-0.75	2.62	10.91
5550MHz	Pass	6.09	-0.47	-0.93	2.31	10.91
5670MHz	Pass	6.09	-0.32	-0.29	2.60	10.91
5710MHz Straddle 5.47-5.725GHz	Pass	6.09	-0.47	-0.43	2.51	10.91
5710MHz Straddle 5.725-5.85GHz	Pass	4.75	-2.05	-1.98	0.96	30.00
802.11be EHT80_Nss1,(MCS0)_2TX	-	-	-	-	-	-
5290MHz	Pass	4.64	-2.91	-3.67	-0.27	11.00
5530MHz	Pass	6.09	-3.12	-3.69	-0.45	10.91
5610MHz	Pass	6.09	-3.42	-3.70	-0.58	10.91
5690MHz Straddle 5.47-5.725GHz	Pass	6.09	-3.61	-3.32	-0.59	10.91
5690MHz Straddle 5.725-5.85GHz	Pass	4.75	-5.18	-5.31	-2.26	30.00
802.11be EHT160_Nss1,(MCS0)_2TX	-	-	-	-	-	-
5250MHz Straddle 5.15-5.25GHz	Pass	4.78	-5.64	-5.99	-2.83	17.00
5250MHz Straddle 5.25-5.35GHz	Pass	4.64	-5.93	-6.00	-2.95	11.00
5570MHz	Pass	6.09	-5.87	-6.42	-3.38	10.91

DG = Directional Gain; RBW = 500kHz for 5.725-5.85GHz band / 1MHz for other band;
PD = trace bin-by-bin of each transmits port summing can be performed maximum power density; Port X = Port X Power Density;
Inf = There's no restriction for the limit.

5.15-5.25GHz_802.11be EHT160_Nss1,(MCS0)_2TX **PSD**

5250MHz Straddle 5.15-5.25GHz

17/01/2025

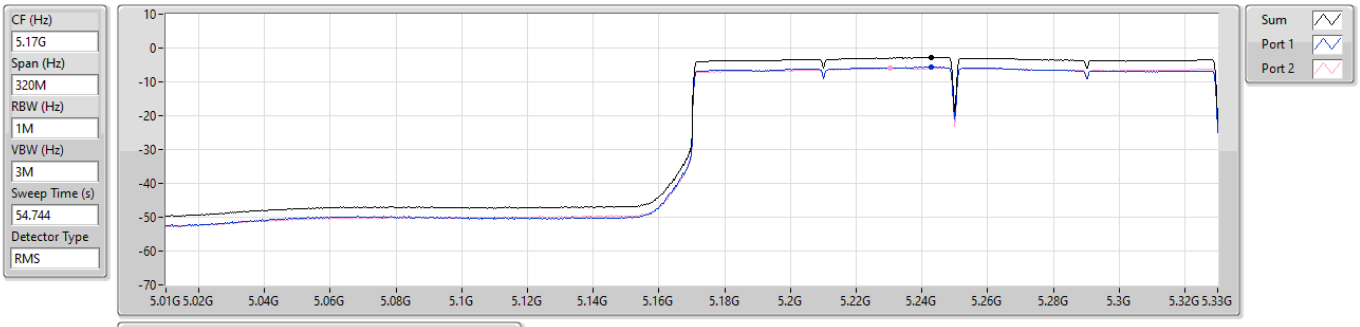

Sum	PD	Port 1	Port 2
(dBm/RBW)	(dBm/RBW)	(dBm/RBW)	(dBm/RBW)
-2.83	-2.83	-5.64	-5.99

5.25-5.35GHz_802.11a_Nss1,(6Mbps)_2TX **PSD**

5260MHz

17/01/2025

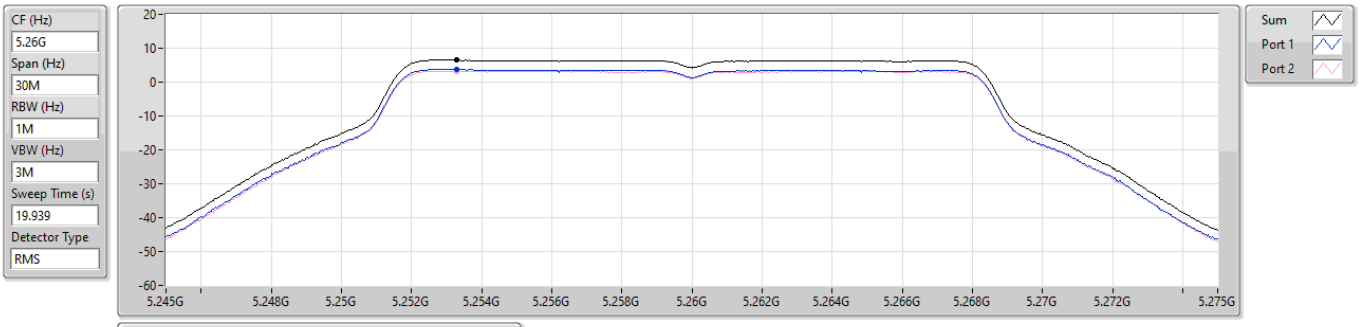

Sum	PD	Port 1	Port 2
(dBm/RBW)	(dBm/RBW)	(dBm/RBW)	(dBm/RBW)
6.60	6.60	3.87	3.28

5.25-5.35GHz_802.11be EHT20_Nss1,(MCS0)_2TX **PSD**

5260MHz

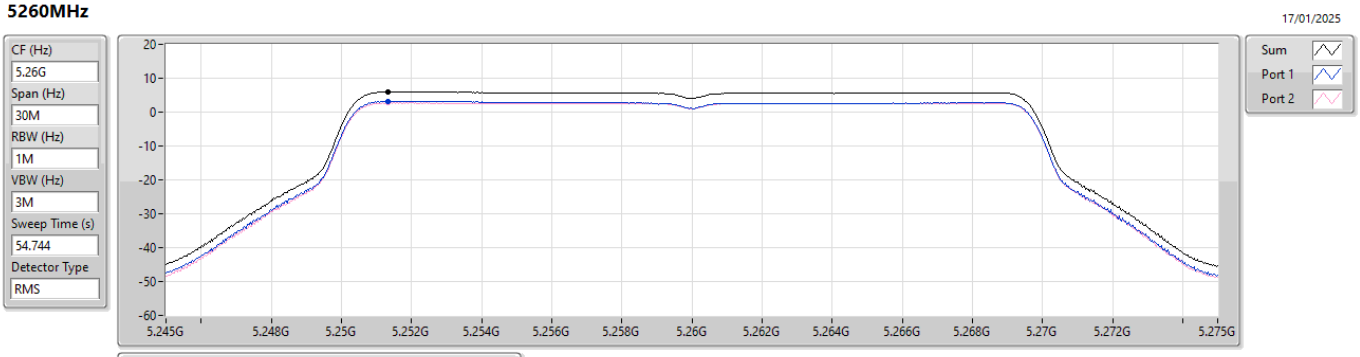

Sum	PD	Port 1	Port 2
(dBm/RBW)	(dBm/RBW)	(dBm/RBW)	(dBm/RBW)
5.98	5.98	3.18	2.74

5.25-5.35GHz_802.11be EHT40_Nss1,(MCS0)_2TX **PSD**

5270MHz

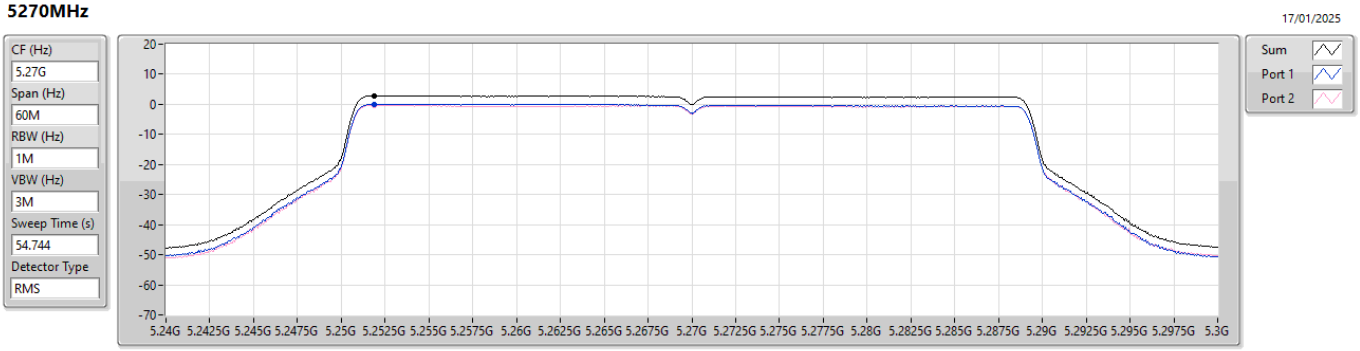

Sum	PD	Port 1	Port 2
(dBm/RBW)	(dBm/RBW)	(dBm/RBW)	(dBm/RBW)
2.92	2.92	0.07	-0.25

5.25-5.35GHz_802.11be EHT80_Nss1,(MCS0)_2TX **PSD**

5290MHz

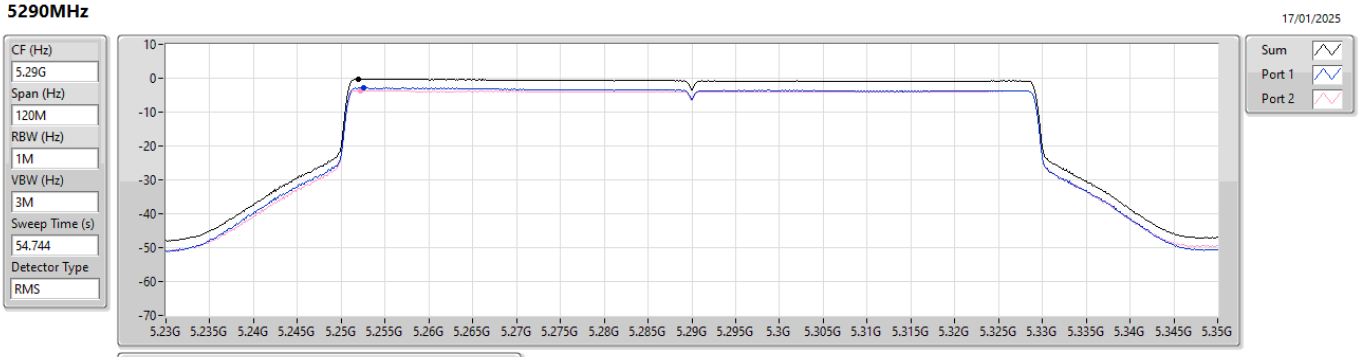

Sum	PD	Port 1	Port 2
(dBm/RBW)	(dBm/RBW)	(dBm/RBW)	(dBm/RBW)
-0.27	-0.27	-2.91	-3.67

5.25-5.35GHz_802.11be EHT160_Nss1,(MCS0)_2TX **PSD**

5250MHz Straddle 5.25-5.35GHz

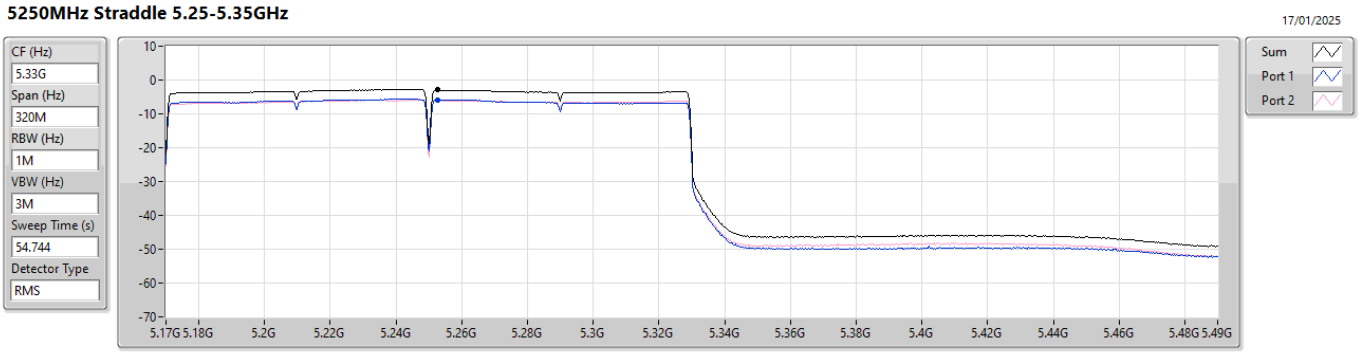

Sum	PD	Port 1	Port 2
(dBm/RBW)	(dBm/RBW)	(dBm/RBW)	(dBm/RBW)
-2.95	-2.95	-5.93	-6.00

5.47-5.725GHz_802.11a_Nss1,(6Mbps)_2TX **PSD**

5500MHz

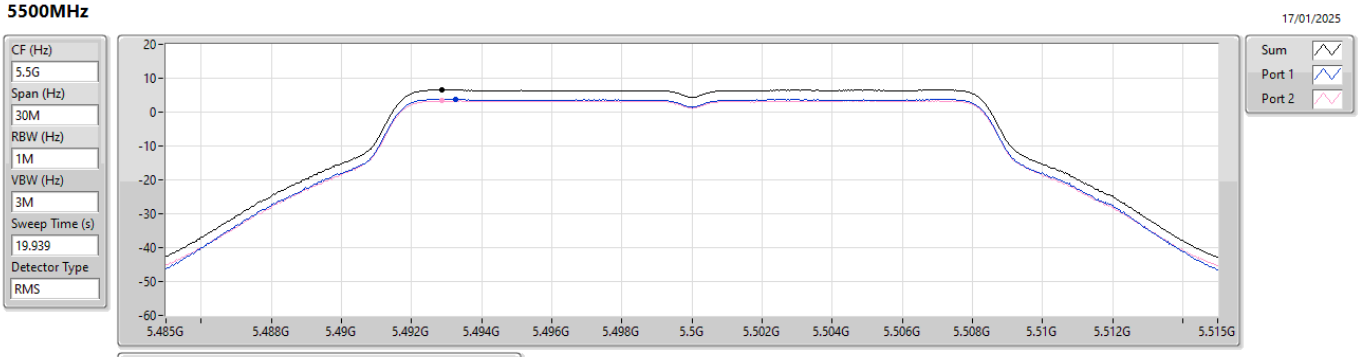

Sum	PD	Port 1	Port 2
(dBm/RBW)	(dBm/RBW)	(dBm/RBW)	(dBm/RBW)
6.58	6.58	3.88	3.39

5.47-5.725GHz_802.11be EHT20_Nss1,(MCS0)_2TX **PSD**

5500MHz

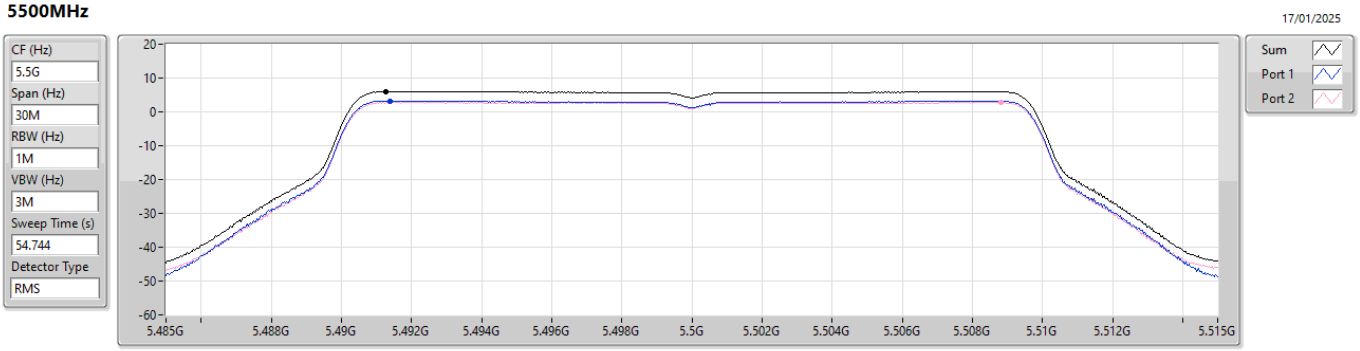

Sum	PD	Port 1	Port 2
(dBm/RBW)	(dBm/RBW)	(dBm/RBW)	(dBm/RBW)
6.03	6.03	3.26	2.81

5.47-5.725GHz_802.11be EHT40_Nss1,(MCS0)_2TX **PSD**

5510MHz

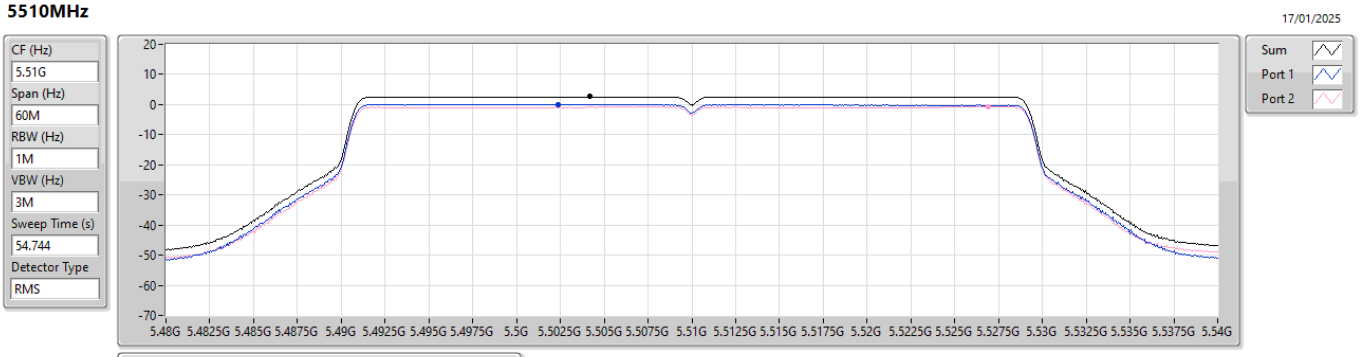

Sum	PD	Port 1	Port 2
(dBm/RBW)	(dBm/RBW)	(dBm/RBW)	(dBm/RBW)
2.62	2.62	0.04	-0.75

5.47-5.725GHz_802.11be EHT80_Nss1,(MCS0)_2TX **PSD**

5530MHz

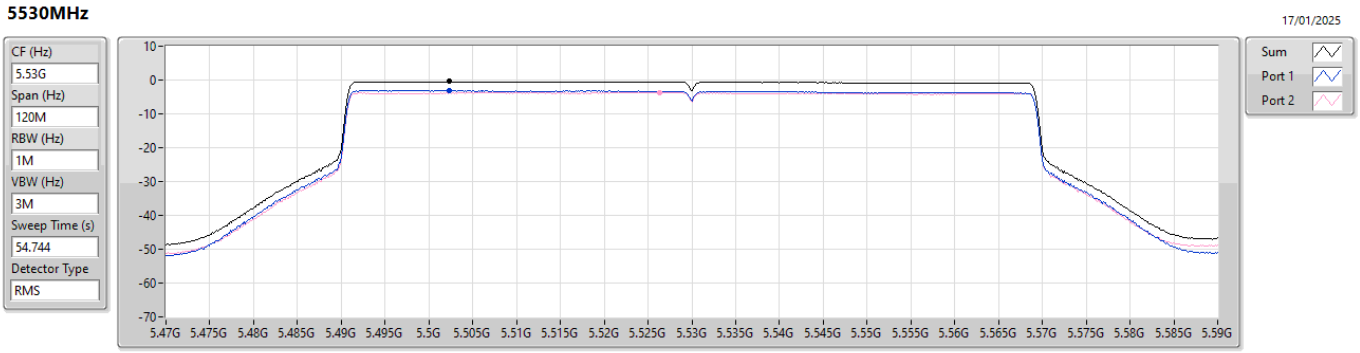

Sum	PD	Port 1	Port 2
(dBm/RBW)	(dBm/RBW)	(dBm/RBW)	(dBm/RBW)
-0.45	-0.45	-3.12	-3.69

5.47-5.725GHz_802.11be EHT160_Nss1,(MCS0)_2TX **PSD**

5570MHz

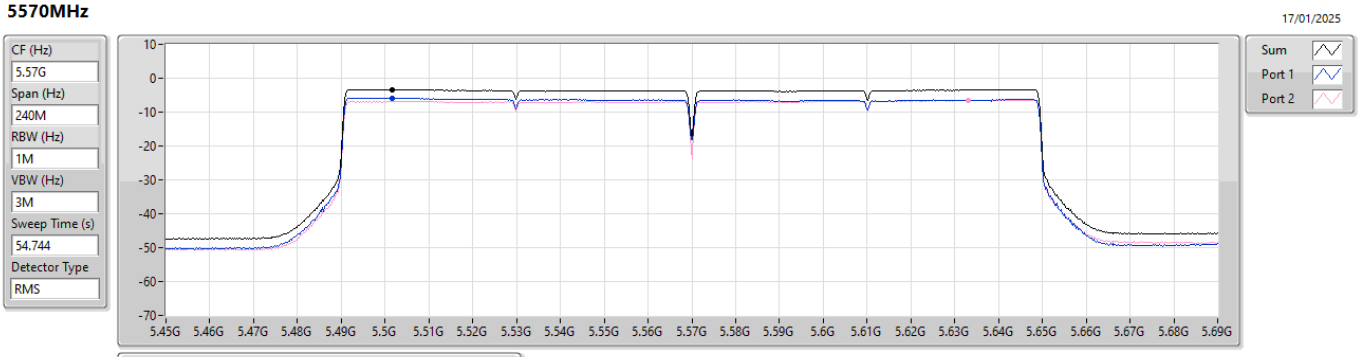

Sum	PD	Port 1	Port 2
(dBm/RBW)	(dBm/RBW)	(dBm/RBW)	(dBm/RBW)
-3.38	-3.38	-5.87	-6.42

5.725-5.85GHz_802.11a_Nss1,(6Mbps)_2TX **PSD**

5720MHz Straddle 5.725-5.85GHz

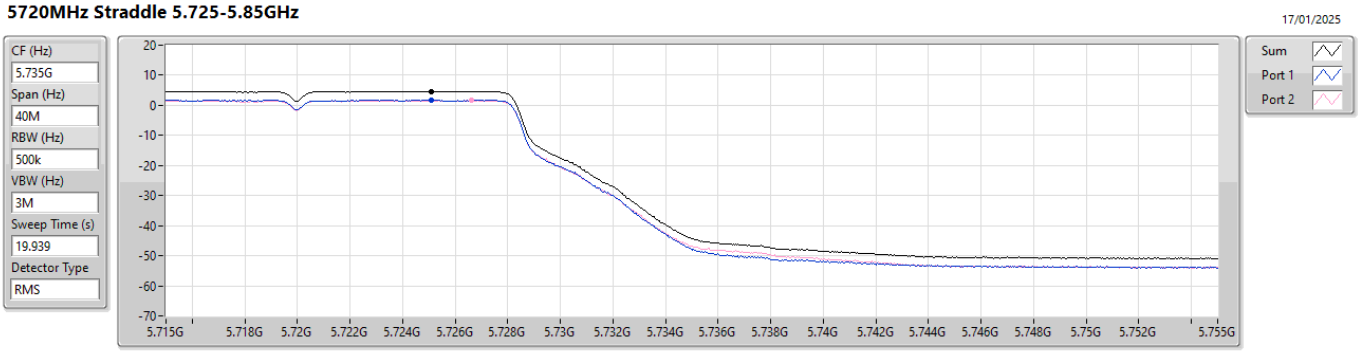

Sum	PD	Port 1	Port 2
(dBm/RBW)	(dBm/RBW)	(dBm/RBW)	(dBm/RBW)
4.61	4.61	1.66	1.60

5.725-5.85GHz_802.11be EHT20_Nss1,(MCS0)_2TX **PSD**

5720MHz Straddle 5.725-5.85GHz

17/01/2025

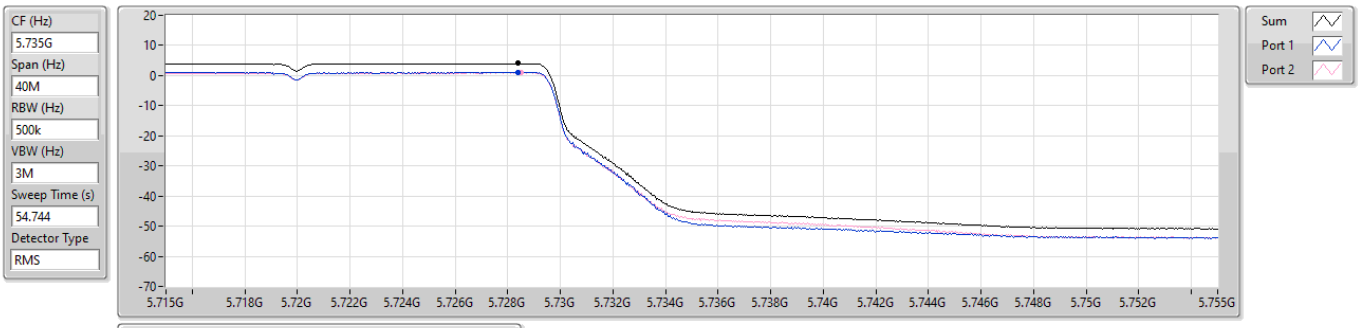

Sum	PD	Port 1	Port 2
(dBm/RBW)	(dBm/RBW)	(dBm/RBW)	(dBm/RBW)
4.03	4.03	1.11	0.95

5.725-5.85GHz_802.11be EHT40_Nss1,(MCS0)_2TX **PSD**

5710MHz Straddle 5.725-5.85GHz

17/01/2025

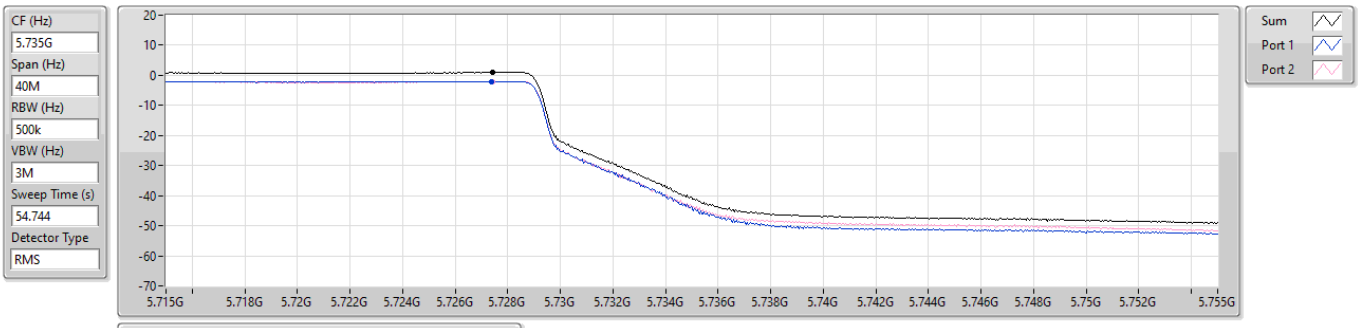

Sum	PD	Port 1	Port 2
(dBm/RBW)	(dBm/RBW)	(dBm/RBW)	(dBm/RBW)
0.96	0.96	-2.05	-1.98

5.725-5.85GHz_802.11be EHT80_Nss1,(MCS0)_2TX **PSD**

5690MHz Straddle 5.725-5.85GHz

17/01/2025

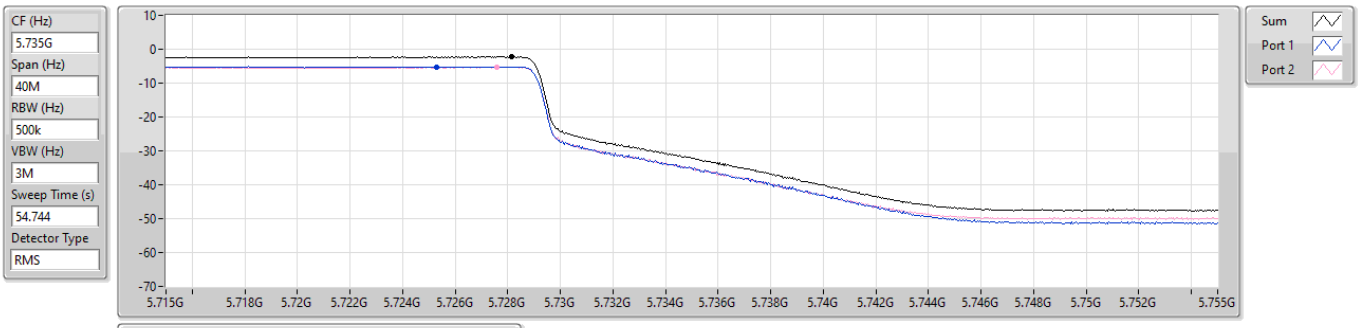

Sum	PD	Port 1	Port 2
(dBm/RBW)	(dBm/RBW)	(dBm/RBW)	(dBm/RBW)
-2.26	-2.26	-5.18	-5.31

Summary

Mode	PD (dBm/RBW)
5.15-5.25GHz	-
802.11be EHT160_Nss1,(MCS0),RU484+RU484 MRU 1_2TX	-2.89
5.25-5.35GHz	-
802.11be EHT80_Nss1,(MCS0),RU242+RU242 MRU 1_2TX	-0.61
802.11be EHT160_Nss1,(MCS0),RU484+RU484 MRU 1_2TX	-3.17
5.47-5.725GHz	-
802.11be EHT80_Nss1,(MCS0),RU484+RU242 MRU 3_2TX	-0.82
802.11be EHT160_Nss1,(MCS0),RU484+RU484 MRU 1_2TX	-3.46
5.725-5.85GHz	-
802.11be EHT80_Nss1,(MCS0),RU484+RU242 MRU 3_2TX	-2.51

RBW = 500kHz for 5.725-5.85GHz band / 1MHz for other band;

Result

Mode	Result	DG (dBi)	Port 1 (dBm/RBW)	Port 2 (dBm/RBW)	PD (dBm/RBW)	PD Limit (dBm/RBW)
802.11be EHT80_Nss1,(MCS0),RU242+RU242 MRU 1_2TX	-	-	-	-	-	-
5290MHz	Pass	4.64	-3.15	-3.97	-0.61	11.00
5530MHz	Pass	6.09	-3.48	-4.24	-0.92	10.91
5610MHz	Pass	6.09	-3.74	-4.00	-0.92	10.91
802.11be EHT80_Nss1,(MCS0),RU484+RU242 MRU 3_2TX	-	-	-	-	-	-
5690MHz Straddle 5.47-5.725GHz	Pass	6.09	-3.93	-3.48	-0.82	10.91
5690MHz Straddle 5.725-5.85GHz	Pass	4.28	-5.53	-5.39	-2.51	30.00
802.11be EHT160_Nss1,(MCS0),RU484+RU484 MRU 1_2TX	-	-	-	-	-	-
5250MHz Straddle 5.15-5.25GHz	Pass	4.78	-5.51	-5.84	-2.89	17.00
5250MHz Straddle 5.25-5.35GHz	Pass	4.64	-6.24	-6.04	-3.17	11.00
5570MHz	Pass	6.09	-5.83	-6.36	-3.46	10.91

DG = Directional Gain; RBW = 500kHz for 5.725-5.85GHz band / 1MHz for other band;
PD = trace bin-by-bin of each transmits port summing can be performed maximum power density; Port X = Port X Power Density;
Inf = There's no restriction for the limit.

5.15-5.25GHz_802.11be EHT160_Nss1,(MCS0),RU484+RU484 MRU 1_2TX **PSD**

5250MHz Straddle 5.15-5.25GHz

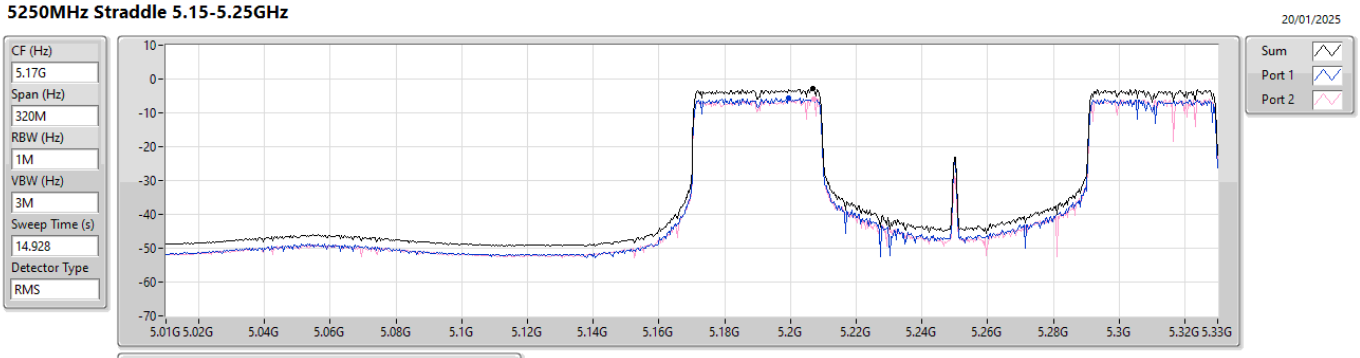

Sum	PD	Port 1	Port 2
(dBm/RBW)	(dBm/RBW)	(dBm/RBW)	(dBm/RBW)
-2.89	-2.89	-5.51	-5.84

5.25-5.35GHz_802.11be EHT80_Nss1,(MCS0),RU242+RU242 MRU 1_2TX **PSD**

5290MHz

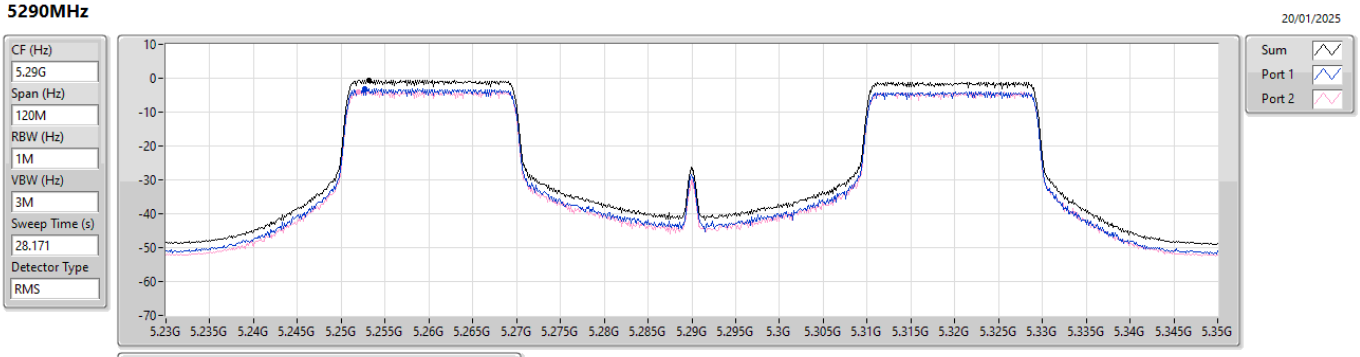

Sum	PD	Port 1	Port 2
(dBm/RBW)	(dBm/RBW)	(dBm/RBW)	(dBm/RBW)
-0.61	-0.61	-3.15	-3.97

5.25-5.35GHz_802.11be EHT160_Nss1,(MCS0),RU484+RU484 MRU 1_2TX **PSD**

5250MHz Straddle 5.25-5.35GHz

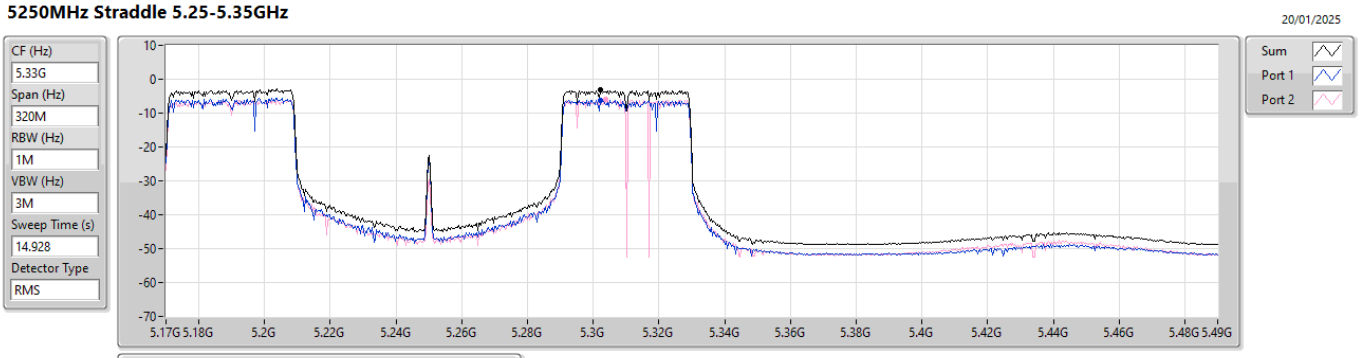

Sum	PD	Port 1	Port 2
(dBm/RBW)	(dBm/RBW)	(dBm/RBW)	(dBm/RBW)
-3.17	-3.17	-6.24	-6.04

5.47-5.725GHz_802.11be EHT80_Nss1,(MCS0),RU484+RU242 MRU 3_2TX **PSD**

5690MHz Straddle 5.47-5.725GHz

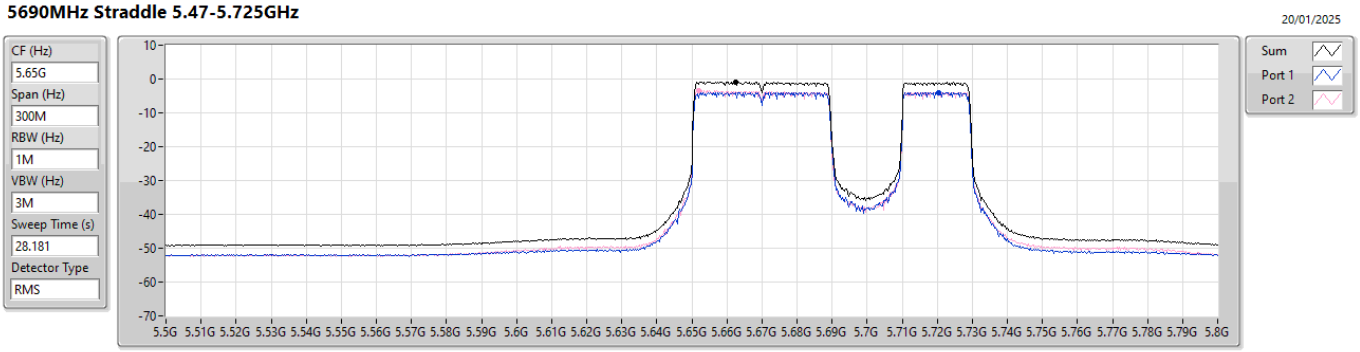

Sum	PD	Port 1	Port 2
(dBm/RBW)	(dBm/RBW)	(dBm/RBW)	(dBm/RBW)
-0.82	-0.82	-3.93	-3.48

5.47-5.725GHz_802.11be EHT160_Nss1,(MCS0),RU484+RU484 MRU 1_2TX **PSD**

5570MHz

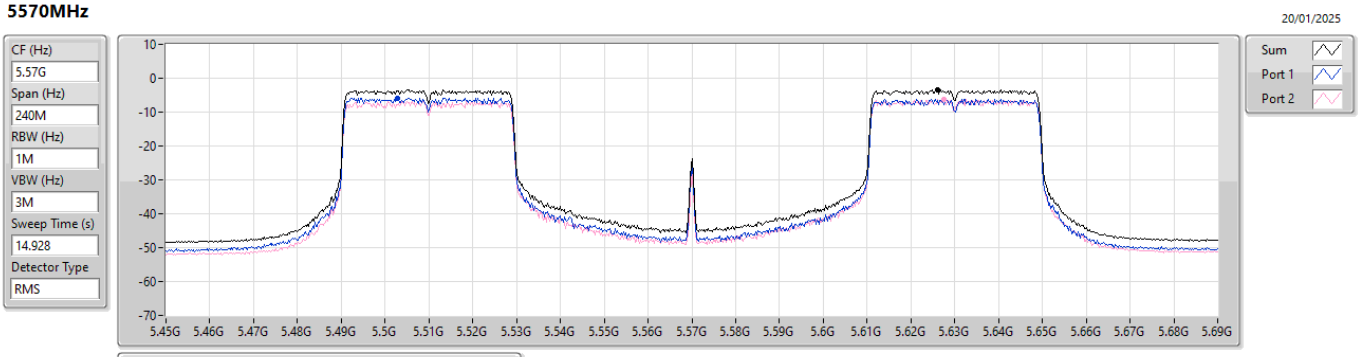

Sum	PD	Port 1	Port 2
(dBm/RBW)	(dBm/RBW)	(dBm/RBW)	(dBm/RBW)
-3.46	-3.46	-5.83	-6.36

5.725-5.85GHz_802.11be EHT80_Nss1,(MCS0),RU484+RU242 MRU 3_2TX **PSD**

5690MHz Straddle 5.725-5.85GHz

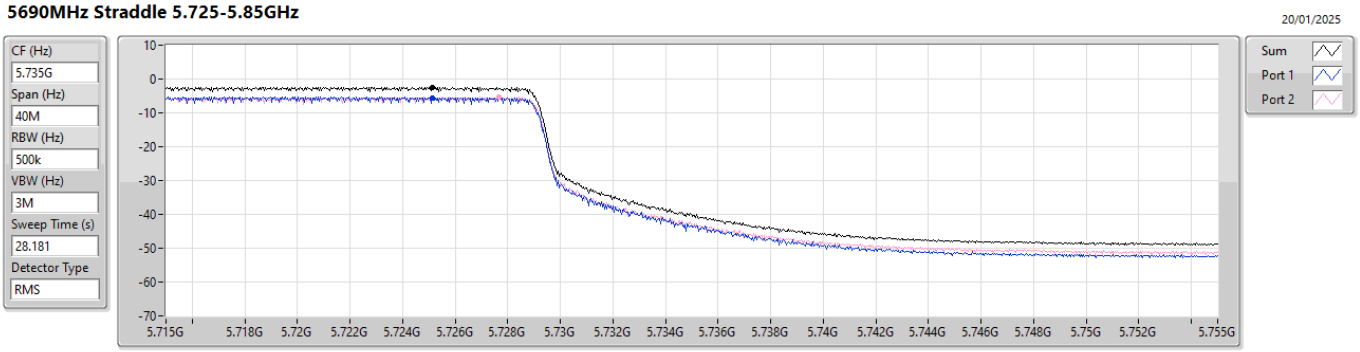

Sum	PD	Port 1	Port 2
(dBm/RBW)	(dBm/RBW)	(dBm/RBW)	(dBm/RBW)
-2.51	-2.51	-5.53	-5.39

Summary

Mode	PD (dBm/RBW)
5.15-5.25GHz	-
802.11be EHT160_Nss1,(MCS0),RU996+RU484+RU242 CP 4_2TX	-3.76
5.25-5.35GHz	-
802.11be EHT80_Nss1,(MCS0),RU484+RU242 CP 1_2TX	-0.54
802.11be EHT160_Nss1,(MCS0),RU996+RU484+RU242 CP 4_2TX	-4.02
5.47-5.725GHz	-
802.11be EHT80_Nss1,(MCS0),RU484+RU242 CP 3_2TX	-0.87
802.11be EHT160_Nss1,(MCS0),RU996+RU484 CP 2_2TX	-3.54
5.725-5.85GHz	-
802.11be EHT80_Nss1,(MCS0),RU484+RU242 CP 1_2TX	-2.57

RBW = 500kHz for 5.725-5.85GHz band / 1MHz for other band;

Result

Mode	Result	DG (dBi)	Port 1 (dBm/RBW)	Port 2 (dBm/RBW)	PD (dBm/RBW)	PD Limit (dBm/RBW)
802.11be EHT80_Nss1,(MCS0),RU484+RU242 CP 1_2TX	-	-	-	-	-	-
5290MHz	Pass	4.64	-3.20	-3.77	-0.54	11.00
802.11be EHT80_Nss1,(MCS0),RU484+RU242 CP 3_2TX	-	-	-	-	-	-
5530MHz	Pass	6.09	-3.53	-4.14	-0.87	10.91
802.11be EHT80_Nss1,(MCS0),RU484+RU242 CP 2_2TX	-	-	-	-	-	-
5610MHz	Pass	6.09	-3.96	-4.08	-1.06	10.91
802.11be EHT80_Nss1,(MCS0),RU484+RU242 CP 1_2TX	-	-	-	-	-	-
5690MHz Straddle 5.47-5.725GHz	Pass	6.09	-3.91	-3.95	-1.05	10.91
5690MHz Straddle 5.725-5.85GHz	Pass	4.28	-5.48	-5.64	-2.57	30.00
802.11be EHT160_Nss1,(MCS0),RU996+RU484+RU242 CP 4_2TX	-	-	-	-	-	-
5250MHz Straddle 5.15-5.25GHz	Pass	4.78	-6.57	-6.87	-3.76	17.00
802.11be EHT160_Nss1,(MCS0),RU996+RU484 CP 4_2TX	-	-	-	-	-	-
5250MHz Straddle 5.15-5.25GHz	Pass	4.78	-7.45	-7.59	-4.54	17.00
802.11be EHT160_Nss1,(MCS0),RU996+RU484+RU242 CP 4_2TX	-	-	-	-	-	-
5250MHz Straddle 5.25-5.35GHz	Pass	4.64	-6.88	-6.99	-4.02	11.00
802.11be EHT160_Nss1,(MCS0),RU996+RU484 CP 4_2TX	-	-	-	-	-	-
5250MHz Straddle 5.25-5.35GHz	Pass	4.64	-7.67	-7.74	-4.75	11.00
802.11be EHT160_Nss1,(MCS0),RU996+RU484+RU242 CP 7_2TX	-	-	-	-	-	-
5570MHz	Pass	6.09	-6.53	-7.03	-3.99	10.91
802.11be EHT160_Nss1,(MCS0),RU996+RU484 CP 2_2TX	-	-	-	-	-	-
5570MHz	Pass	6.09	-6.14	-6.49	-3.54	10.91

DG = Directional Gain; RBW = 500kHz for 5.725-5.85GHz band / 1MHz for other band;
PD = trace bin-by-bin of each transmits port summing can be performed maximum power density; Port X = Port X Power Density;
Inf = There's no restriction for the limit.

5.15-5.25GHz_802.11be EHT160_Nss1,(MCS0),RU996+RU484+RU242 CP 4_2TX **PSD**

5250MHz Straddle 5.15-5.25GHz

25/02/2025

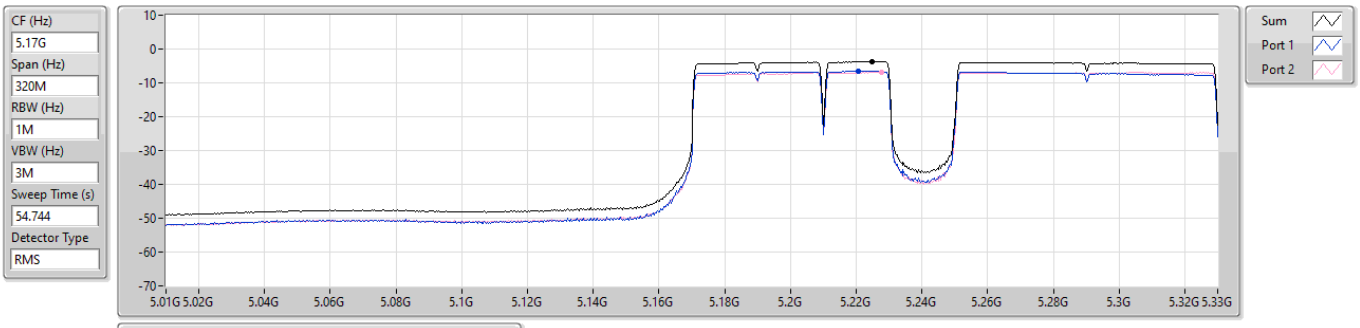

Sum	PD	Port 1	Port 2
(dBm/RBW)	(dBm/RBW)	(dBm/RBW)	(dBm/RBW)
-3.76	-3.76	-6.57	-6.87

5.25-5.35GHz_802.11be EHT80_Nss1,(MCS0),RU484+RU242 CP 1_2TX **PSD**

5290MHz

17/01/2025

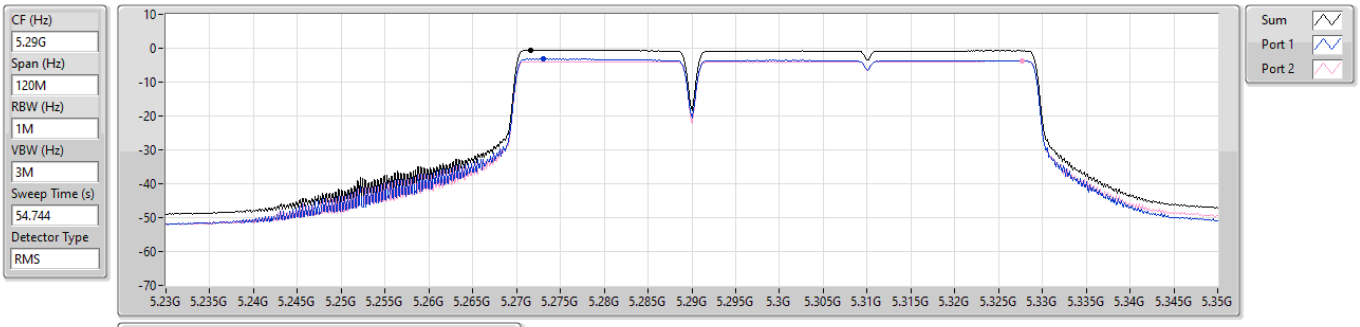

Sum	PD	Port 1	Port 2
(dBm/RBW)	(dBm/RBW)	(dBm/RBW)	(dBm/RBW)
-0.54	-0.54	-3.20	-3.77

5.25-5.35GHz_802.11be EHT160_Nss1,(MCS0),RU996+RU484+RU242 CP 4_2TX **PSD**

5250MHz Straddle 5.25-5.35GHz

25/02/2025

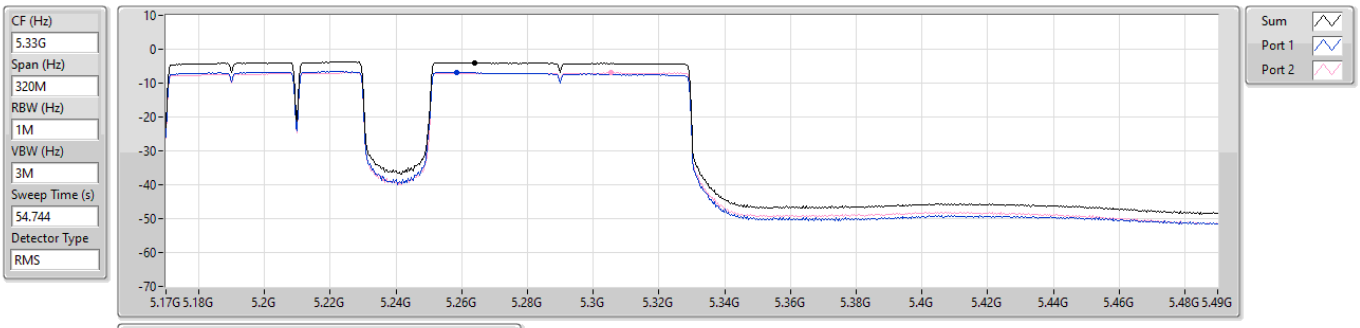

Sum	PD	Port 1	Port 2
(dBm/RBW)	(dBm/RBW)	(dBm/RBW)	(dBm/RBW)
-4.02	-4.02	-6.88	-6.99

5.47-5.725GHz_802.11be EHT80_Nss1,(MCS0),RU484+RU242 CP 3_2TX **PSD**

5530MHz

17/01/2025

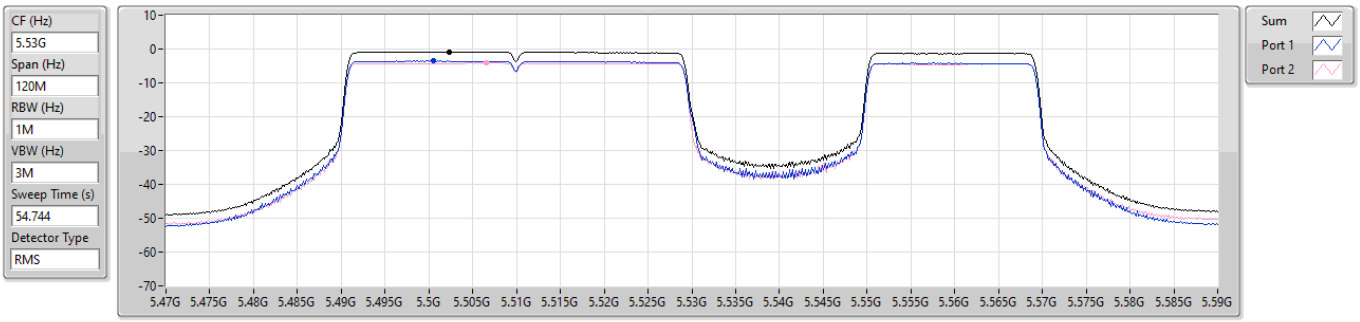

Sum	PD	Port 1	Port 2
(dBm/RBW)	(dBm/RBW)	(dBm/RBW)	(dBm/RBW)
-0.87	-0.87	-3.53	-4.14

5.47-5.725GHz_802.11be EHT160_Nss1,(MCS0),RU996+RU484 CP 2_2TX **PSD**

5570MHz

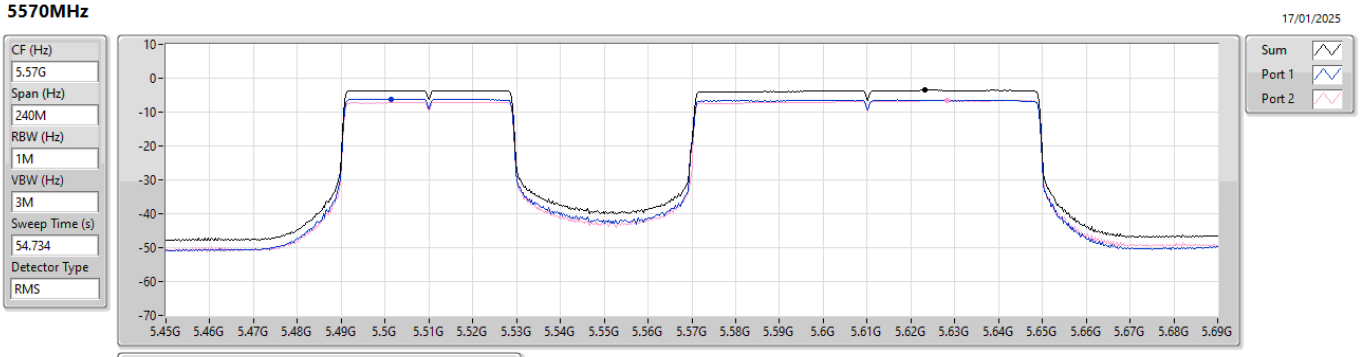

Sum	PD	Port 1	Port 2
(dBm/RBW)	(dBm/RBW)	(dBm/RBW)	(dBm/RBW)
-3.54	-3.54	-6.14	-6.49

5.725-5.85GHz_802.11be EHT80_Nss1,(MCS0),RU484+RU242 CP 1_2TX **PSD**

5690MHz Straddle 5.725-5.85GHz

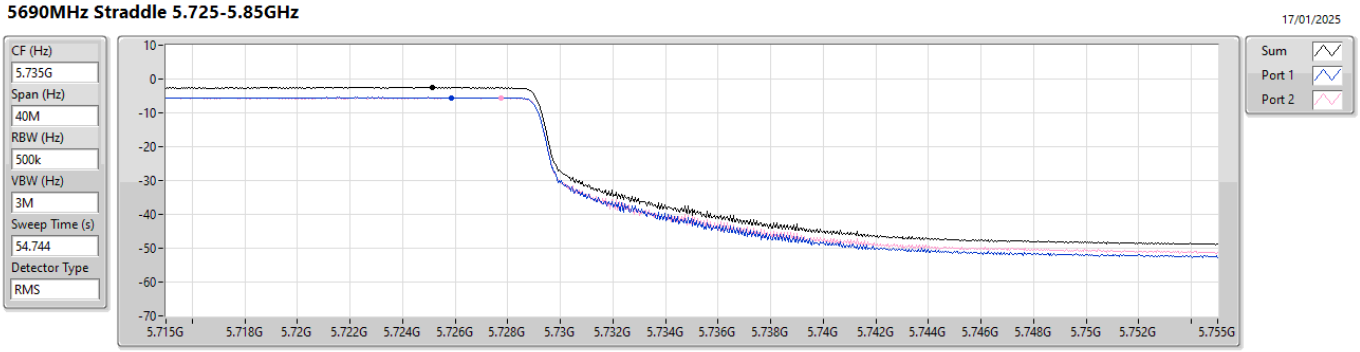

Sum	PD	Port 1	Port 2
(dBm/RBW)	(dBm/RBW)	(dBm/RBW)	(dBm/RBW)
-2.57	-2.57	-5.48	-5.64

Summary

Mode	Result	Type	Freq (Hz)	Level (dBuV/m)	Limit (dBuV/m)	Margin (dB)	Dist (m)	Condition	Azimuth (°)	Height (m)
5.25-5.35GHz	-	-	-	-	-	-	-	-	-	-
802.11a_Nss1,(6Mbps)_2TX	Pass	AV	5.3522G	49.49	54.00	-4.51	3	Vertical	215	2.34
802.11be EHT20_Nss1,(MCS0)_2TX	Pass	AV	5.3502G	52.84	54.00	-1.16	3	Vertical	215	2.38
802.11be EHT40_Nss1,(MCS0)_2TX	Pass	AV	5.3596G	52.46	54.00	-1.54	3	Vertical	215	2.36
802.11be EHT80_Nss1,(MCS0)_2TX	Pass	AV	5.353G	53.55	54.00	-0.45	3	Vertical	29	2.62
802.11be EHT160_Nss1,(MCS0)_2TX	Pass	AV	5.1372G	53.48	54.00	-0.52	3	Vertical	213	2.38
5.47-5.725GHz	-	-	-	-	-	-	-	-	-	-
802.11a_Nss1,(6Mbps)_2TX	Pass	PK	5.4656G	63.41	68.20	-4.79	3	Vertical	21	2.61
802.11be EHT20_Nss1,(MCS0)_2TX	Pass	PK	5.4658G	66.39	68.20	-1.81	3	Vertical	26	2.62
802.11be EHT40_Nss1,(MCS0)_2TX	Pass	PK	5.4656G	65.92	68.20	-2.28	3	Vertical	22	2.54
802.11be EHT80_Nss1,(MCS0)_2TX	Pass	AV	5.457G	52.79	54.00	-1.21	3	Vertical	24	2.74
802.11be EHT160_Nss1,(MCS0)_2TX	Pass	PK	5.7284G	65.63	68.20	-2.57	3	Vertical	26	2.36

Result

Mode	Result	Type	Freq (Hz)	Level (dBuV/m)	Limit (dBuV/m)	Margin (dB)	Dist (m)	Condition	Azimuth (°)	Height (m)
802.11a_Nss1,(6Mbps)_2TX	-	-	-	-	-	-	-	-	-	-
5260MHz	Pass	AV	5.15G	45.30	54.00	-8.70	3	Vertical	216	2.35
5260MHz	Pass	AV	5.2624G	102.49	Inf	-Inf	3	Vertical	216	2.35
5260MHz	Pass	AV	5.3536G	46.36	54.00	-7.64	3	Vertical	216	2.35
5260MHz	Pass	PK	5.149G	58.87	74.00	-15.13	3	Vertical	216	2.35
5260MHz	Pass	PK	5.2666G	113.78	Inf	-Inf	3	Vertical	216	2.35
5260MHz	Pass	PK	5.3842G	60.16	74.00	-13.84	3	Vertical	216	2.35
5260MHz	Pass	PK	10.52066G	50.95	68.20	-17.25	3	Vertical	280	1.50
5260MHz	Pass	PK	10.51776G	50.77	68.20	-17.43	3	Horizontal	295	1.50
5300MHz	Pass	AV	5.306G	102.71	Inf	-Inf	3	Vertical	27	2.66
5300MHz	Pass	AV	5.3508G	46.07	54.00	-7.93	3	Vertical	27	2.66
5300MHz	Pass	PK	5.2968G	113.11	Inf	-Inf	3	Vertical	27	2.66
5300MHz	Pass	PK	5.358G	60.50	74.00	-13.50	3	Vertical	27	2.66
5300MHz	Pass	PK	10.60006G	51.78	74.00	-22.22	3	Vertical	299	1.50
5300MHz	Pass	AV	10.6048G	38.05	54.00	-15.95	3	Horizontal	255	2.68
5300MHz	Pass	PK	10.60394G	51.57	74.00	-22.43	3	Horizontal	255	2.68
5320MHz	Pass	AV	5.3126G	102.47	Inf	-Inf	3	Vertical	215	2.34
5320MHz	Pass	AV	5.3522G	49.49	54.00	-4.51	3	Vertical	215	2.34
5320MHz	Pass	PK	5.3176G	113.46	Inf	-Inf	3	Vertical	215	2.34
5320MHz	Pass	PK	5.3526G	67.15	74.00	-6.85	3	Vertical	215	2.34
5320MHz	Pass	AV	10.63986G	38.33	54.00	-15.67	3	Vertical	36	1.50
5320MHz	Pass	PK	10.6371G	51.73	74.00	-22.27	3	Vertical	36	1.50
5320MHz	Pass	AV	10.643G	38.28	54.00	-15.72	3	Horizontal	236	2.45
5320MHz	Pass	PK	10.63712G	51.63	74.00	-22.37	3	Horizontal	236	2.45
5500MHz	Pass	AV	5.4564G	46.51	54.00	-7.49	3	Vertical	21	2.61
5500MHz	Pass	AV	5.5012G	103.01	Inf	-Inf	3	Vertical	21	2.61
5500MHz	Pass	PK	5.455G	60.85	74.00	-13.15	3	Vertical	21	2.61
5500MHz	Pass	PK	5.4656G	63.41	68.20	-4.79	3	Vertical	21	2.61
5500MHz	Pass	PK	5.501G	113.86	Inf	-Inf	3	Vertical	21	2.61
5500MHz	Pass	AV	11.00218G	38.01	54.00	-15.99	3	Vertical	305	1.50
5500MHz	Pass	PK	11.00022G	51.24	74.00	-22.76	3	Vertical	305	1.50
5500MHz	Pass	AV	11.00312G	37.93	54.00	-16.07	3	Horizontal	114	1.50
5500MHz	Pass	PK	11.00402G	50.91	74.00	-23.09	3	Horizontal	114	1.50
5580MHz	Pass	AV	5.4588G	45.80	54.00	-8.20	3	Vertical	32	2.54
5580MHz	Pass	AV	5.5752G	102.19	Inf	-Inf	3	Vertical	32	2.54
5580MHz	Pass	PK	5.448G	59.92	74.00	-14.08	3	Vertical	32	2.54
5580MHz	Pass	PK	5.4666G	59.58	68.20	-8.62	3	Vertical	32	2.54
5580MHz	Pass	PK	5.5848G	112.33	Inf	-Inf	3	Vertical	32	2.54
5580MHz	Pass	PK	5.7276G	60.28	68.20	-7.92	3	Vertical	32	2.54
5580MHz	Pass	AV	11.16158G	38.37	54.00	-15.63	3	Vertical	44	1.50
5580MHz	Pass	PK	11.16184G	52.29	74.00	-21.71	3	Vertical	44	1.50
5580MHz	Pass	AV	11.16058G	38.38	54.00	-15.62	3	Horizontal	139	1.67
5580MHz	Pass	PK	11.16022G	51.60	74.00	-22.40	3	Horizontal	139	1.67
5700MHz	Pass	AV	5.6948G	102.03	Inf	-Inf	3	Vertical	29	2.59
5700MHz	Pass	PK	5.6948G	112.15	Inf	-Inf	3	Vertical	29	2.59
5700MHz	Pass	PK	5.7292G	62.30	68.20	-5.90	3	Vertical	29	2.59
5700MHz	Pass	AV	11.39944G	38.52	54.00	-15.48	3	Vertical	101	1.50
5700MHz	Pass	PK	11.40444G	51.98	74.00	-22.02	3	Vertical	101	1.50
5700MHz	Pass	AV	11.4003G	38.51	54.00	-15.49	3	Horizontal	150	1.50
5700MHz	Pass	PK	11.39864G	52.02	74.00	-21.98	3	Horizontal	150	1.50
5720MHz Straddle 5.47-5.725GHz	Pass	AV	5.4524G	45.71	54.00	-8.29	3	Vertical	30	2.55
5720MHz Straddle 5.47-5.725GHz	Pass	AV	5.7152G	102.00	Inf	-Inf	3	Vertical	30	2.55
5720MHz Straddle 5.47-5.725GHz	Pass	PK	5.4404G	60.34	74.00	-13.66	3	Vertical	30	2.55
5720MHz Straddle 5.47-5.725GHz	Pass	PK	5.4608G	59.20	68.20	-9.00	3	Vertical	30	2.55
5720MHz Straddle 5.47-5.725GHz	Pass	PK	5.7152G	112.22	Inf	-Inf	3	Vertical	30	2.55
5720MHz Straddle 5.47-5.725GHz	Pass	PK	5.8856G	62.06	68.20	-6.14	3	Vertical	30	2.55
5720MHz Straddle 5.47-5.725GHz	Pass	AV	11.43536G	38.29	54.00	-15.71	3	Vertical	327	1.50
5720MHz Straddle 5.47-5.725GHz	Pass	PK	11.43802G	51.78	74.00	-22.22	3	Vertical	327	1.50
5720MHz Straddle 5.47-5.725GHz	Pass	AV	11.43596G	38.23	54.00	-15.77	3	Horizontal	13	2.47
5720MHz Straddle 5.47-5.725GHz	Pass	PK	11.43662G	51.09	74.00	-22.91	3	Horizontal	13	2.47
802.11be EHT20_Nss1,(MCS0)_2TX	-	-	-	-	-	-	-	-	-	-

Mode	Result	Type	Freq (Hz)	Level (dBuV/m)	Limit (dBuV/m)	Margin (dB)	Dist (m)	Condition	Azimuth (°)	Height (m)
5260MHz	Pass	AV	5.146G	45.34	54.00	-8.66	3	Vertical	214	2.32
5260MHz	Pass	AV	5.251G	102.34	Inf	-Inf	3	Vertical	214	2.32
5260MHz	Pass	AV	5.38G	46.33	54.00	-7.67	3	Vertical	214	2.32
5260MHz	Pass	PK	5.1466G	58.67	74.00	-15.33	3	Vertical	214	2.32
5260MHz	Pass	PK	5.2516G	115.34	Inf	-Inf	3	Vertical	214	2.32
5260MHz	Pass	PK	5.4058G	60.13	74.00	-13.87	3	Vertical	214	2.32
5260MHz	Pass	PK	10.52292G	50.41	68.20	-17.79	3	Vertical	108	2.52
5260MHz	Pass	PK	10.52066G	51.56	68.20	-16.64	3	Horizontal	88	2.55
5300MHz	Pass	AV	5.3084G	102.27	Inf	-Inf	3	Vertical	214	2.79
5300MHz	Pass	AV	5.35G	43.10	54.00	-10.90	3	Vertical	214	2.79
5300MHz	Pass	PK	5.3064G	114.49	Inf	-Inf	3	Vertical	214	2.79
5300MHz	Pass	PK	5.3528G	58.60	74.00	-15.40	3	Vertical	214	2.79
5300MHz	Pass	AV	10.60222G	37.99	54.00	-16.01	3	Vertical	291	1.71
5300MHz	Pass	PK	10.59614G	51.29	68.20	-16.91	3	Vertical	291	1.71
5300MHz	Pass	AV	10.604G	38.12	54.00	-15.88	3	Horizontal	274	2.41
5300MHz	Pass	PK	10.59734G	50.89	68.20	-17.31	3	Horizontal	274	2.41
5320MHz	Pass	AV	5.3114G	102.08	Inf	-Inf	3	Vertical	215	2.38
5320MHz	Pass	AV	5.3502G	52.84	54.00	-1.16	3	Vertical	215	2.38
5320MHz	Pass	PK	5.312G	115.66	Inf	-Inf	3	Vertical	215	2.38
5320MHz	Pass	PK	5.35G	70.48	74.00	-3.52	3	Vertical	215	2.38
5320MHz	Pass	AV	10.64068G	38.28	54.00	-15.72	3	Vertical	78	1.03
5320MHz	Pass	PK	10.63566G	51.47	74.00	-22.53	3	Vertical	78	1.03
5320MHz	Pass	AV	10.6414G	38.23	54.00	-15.77	3	Horizontal	99	1.50
5320MHz	Pass	PK	10.63876G	51.50	74.00	-22.50	3	Horizontal	99	1.50
5500MHz	Pass	AV	5.46G	47.50	54.00	-6.50	3	Vertical	26	2.62
5500MHz	Pass	AV	5.5032G	102.88	Inf	-Inf	3	Vertical	26	2.62
5500MHz	Pass	PK	5.46G	62.30	74.00	-11.70	3	Vertical	26	2.62
5500MHz	Pass	PK	5.4658G	66.39	68.20	-1.81	3	Vertical	26	2.62
5500MHz	Pass	PK	5.5026G	115.97	Inf	-Inf	3	Vertical	26	2.62
5500MHz	Pass	AV	11.00402G	38.01	54.00	-15.99	3	Vertical	303	1.50
5500MHz	Pass	PK	11.00498G	50.91	74.00	-23.09	3	Vertical	303	1.50
5500MHz	Pass	AV	11.00414G	38.00	54.00	-16.00	3	Horizontal	80	2.38
5500MHz	Pass	PK	11.00252G	51.78	74.00	-22.22	3	Horizontal	80	2.38
5580MHz	Pass	AV	5.4588G	45.81	54.00	-8.19	3	Vertical	213	2.65
5580MHz	Pass	AV	5.5734G	100.84	Inf	-Inf	3	Vertical	213	2.65
5580MHz	Pass	PK	5.4492G	59.01	74.00	-14.99	3	Vertical	213	2.65
5580MHz	Pass	PK	5.469G	59.47	68.20	-8.73	3	Vertical	213	2.65
5580MHz	Pass	PK	5.5734G	113.43	Inf	-Inf	3	Vertical	213	2.65
5580MHz	Pass	PK	5.7288G	59.73	68.20	-8.47	3	Vertical	213	2.65
5580MHz	Pass	AV	11.16124G	38.41	54.00	-15.59	3	Vertical	83	1.50
5580MHz	Pass	PK	11.15978G	52.19	74.00	-21.81	3	Vertical	83	1.50
5580MHz	Pass	AV	11.16128G	38.45	54.00	-15.55	3	Horizontal	271	1.50
5580MHz	Pass	PK	11.15692G	51.52	74.00	-22.48	3	Horizontal	271	1.50
5700MHz	Pass	AV	5.6972G	102.08	Inf	-Inf	3	Vertical	29	2.22
5700MHz	Pass	PK	5.6976G	115.67	Inf	-Inf	3	Vertical	29	2.22
5700MHz	Pass	PK	5.7252G	65.83	68.20	-2.37	3	Vertical	29	2.22
5700MHz	Pass	AV	11.40198G	38.53	54.00	-15.47	3	Vertical	118	1.50
5700MHz	Pass	PK	11.3989G	51.36	74.00	-22.64	3	Vertical	118	1.50
5700MHz	Pass	AV	11.40282G	38.60	54.00	-15.40	3	Horizontal	355	1.20
5700MHz	Pass	PK	11.40238G	51.86	74.00	-22.14	3	Horizontal	355	1.20
5720MHz Straddle 5.47-5.725GHz	Pass	AV	5.4404G	45.74	54.00	-8.26	3	Vertical	29	2.50
5720MHz Straddle 5.47-5.725GHz	Pass	AV	5.7188G	101.64	Inf	-Inf	3	Vertical	29	2.50
5720MHz Straddle 5.47-5.725GHz	Pass	PK	5.432G	59.79	74.00	-14.21	3	Vertical	29	2.50
5720MHz Straddle 5.47-5.725GHz	Pass	PK	5.468G	59.03	68.20	-9.17	3	Vertical	29	2.50
5720MHz Straddle 5.47-5.725GHz	Pass	PK	5.7152G	113.90	Inf	-Inf	3	Vertical	29	2.50
5720MHz Straddle 5.47-5.725GHz	Pass	PK	5.954G	63.02	68.20	-5.18	3	Vertical	29	2.50
5720MHz Straddle 5.47-5.725GHz	Pass	AV	11.43742G	38.21	54.00	-15.79	3	Vertical	281	2.50
5720MHz Straddle 5.47-5.725GHz	Pass	PK	11.4442G	51.75	74.00	-22.25	3	Vertical	281	2.50
5720MHz Straddle 5.47-5.725GHz	Pass	AV	11.43594G	38.18	54.00	-15.82	3	Horizontal	236	1.50
5720MHz Straddle 5.47-5.725GHz	Pass	PK	11.4399G	51.43	74.00	-22.57	3	Horizontal	236	1.50
802.11be EHT40_Nss1,(MCS0)_2TX	-	-	-	-	-	-	-	-	-	-
5270MHz	Pass	AV	5.2532G	100.01	Inf	-Inf	3	Vertical	29	2.59

Mode	Result	Type	Freq (Hz)	Level (dBuV/m)	Limit (dBuV/m)	Margin (dB)	Dist (m)	Condition	Azimuth (°)	Height (m)
5270MHz	Pass	AV	5.3512G	48.14	54.00	-5.86	3	Vertical	29	2.59
5270MHz	Pass	PK	5.2528G	113.08	Inf	-Inf	3	Vertical	29	2.59
5270MHz	Pass	PK	5.3508G	62.22	74.00	-11.78	3	Vertical	29	2.59
5270MHz	Pass	PK	10.54488G	50.45	68.20	-17.75	3	Vertical	26	2.18
5270MHz	Pass	PK	10.5436G	50.38	68.20	-17.82	3	Horizontal	291	1.07
5310MHz	Pass	AV	5.3204G	99.12	Inf	-Inf	3	Vertical	215	2.36
5310MHz	Pass	AV	5.3596G	52.46	54.00	-1.54	3	Vertical	215	2.36
5310MHz	Pass	PK	5.3196G	112.94	Inf	-Inf	3	Vertical	215	2.36
5310MHz	Pass	PK	5.3628G	68.49	74.00	-5.51	3	Vertical	215	2.36
5310MHz	Pass	AV	10.62422G	38.07	54.00	-15.93	3	Vertical	187	1.50
5310MHz	Pass	PK	10.6239G	51.58	74.00	-22.42	3	Vertical	187	1.50
5310MHz	Pass	AV	10.62154G	38.00	54.00	-16.00	3	Horizontal	264	1.53
5310MHz	Pass	PK	10.61796G	51.85	74.00	-22.15	3	Horizontal	264	1.53
5510MHz	Pass	AV	5.458G	49.10	54.00	-4.90	3	Vertical	22	2.54
5510MHz	Pass	AV	5.4944G	99.38	Inf	-Inf	3	Vertical	22	2.54
5510MHz	Pass	PK	5.4516G	63.93	74.00	-10.07	3	Vertical	22	2.54
5510MHz	Pass	PK	5.4656G	65.92	68.20	-2.28	3	Vertical	22	2.54
5510MHz	Pass	PK	5.4948G	113.46	Inf	-Inf	3	Vertical	22	2.54
5510MHz	Pass	AV	11.02066G	38.00	54.00	-16.00	3	Vertical	324	2.77
5510MHz	Pass	PK	11.01882G	51.42	74.00	-22.58	3	Vertical	324	2.77
5510MHz	Pass	AV	11.01838G	38.01	54.00	-15.99	3	Horizontal	165	1.50
5510MHz	Pass	PK	11.016G	51.33	74.00	-22.67	3	Horizontal	165	1.50
5550MHz	Pass	AV	5.4576G	46.27	54.00	-7.73	3	Vertical	25	2.31
5550MHz	Pass	AV	5.532G	99.44	Inf	-Inf	3	Vertical	25	2.31
5550MHz	Pass	PK	5.4588G	59.53	74.00	-14.47	3	Vertical	25	2.31
5550MHz	Pass	PK	5.4692G	60.30	68.20	-7.90	3	Vertical	25	2.31
5550MHz	Pass	PK	5.5336G	112.65	Inf	-Inf	3	Vertical	25	2.31
5550MHz	Pass	AV	11.09864G	37.98	54.00	-16.02	3	Vertical	360	1.50
5550MHz	Pass	PK	11.09672G	51.04	74.00	-22.96	3	Vertical	360	1.50
5550MHz	Pass	AV	11.09996G	38.01	54.00	-15.99	3	Horizontal	197	1.37
5550MHz	Pass	PK	11.09946G	50.71	74.00	-23.29	3	Horizontal	197	1.37
5670MHz	Pass	AV	5.6682G	98.95	Inf	-Inf	3	Vertical	30	2.48
5670MHz	Pass	PK	5.6694G	111.97	Inf	-Inf	3	Vertical	30	2.48
5670MHz	Pass	PK	5.8086G	62.21	68.20	-5.99	3	Vertical	30	2.48
5670MHz	Pass	AV	11.33724G	38.75	54.00	-15.25	3	Vertical	31	1.50
5670MHz	Pass	PK	11.33822G	52.25	74.00	-21.75	3	Vertical	31	1.50
5670MHz	Pass	AV	11.3379G	38.66	54.00	-15.34	3	Horizontal	61	1.24
5670MHz	Pass	PK	11.33514G	51.66	74.00	-22.34	3	Horizontal	61	1.24
5710MHz Straddle 5.47-5.725GHz	Pass	AV	5.46G	45.78	54.00	-8.22	3	Vertical	29	2.49
5710MHz Straddle 5.47-5.725GHz	Pass	AV	5.7088G	99.04	Inf	-Inf	3	Vertical	29	2.49
5710MHz Straddle 5.47-5.725GHz	Pass	PK	5.4544G	59.45	74.00	-14.55	3	Vertical	29	2.49
5710MHz Straddle 5.47-5.725GHz	Pass	PK	5.4688G	59.86	68.20	-8.34	3	Vertical	29	2.49
5710MHz Straddle 5.47-5.725GHz	Pass	PK	5.7076G	112.23	Inf	-Inf	3	Vertical	29	2.49
5710MHz Straddle 5.47-5.725GHz	Pass	PK	5.9644G	61.80	68.20	-6.40	3	Vertical	29	2.49
5710MHz Straddle 5.47-5.725GHz	Pass	AV	11.41636G	38.37	54.00	-15.63	3	Vertical	165	1.72
5710MHz Straddle 5.47-5.725GHz	Pass	PK	11.4198G	51.83	74.00	-22.17	3	Vertical	165	1.72
5710MHz Straddle 5.47-5.725GHz	Pass	AV	11.41776G	38.39	54.00	-15.61	3	Horizontal	300	2.78
5710MHz Straddle 5.47-5.725GHz	Pass	PK	11.42238G	52.38	74.00	-21.62	3	Horizontal	300	2.78
802.11be EHT80_Nss1,(MCS0)_2TX	-	-	-	-	-	-	-	-	-	-
5290MHz	Pass	AV	5.149G	46.35	54.00	-7.65	3	Vertical	29	2.62
5290MHz	Pass	AV	5.254G	94.50	Inf	-Inf	3	Vertical	29	2.62
5290MHz	Pass	AV	5.353G	53.55	54.00	-0.45	3	Vertical	29	2.62
5290MHz	Pass	PK	5.139G	60.00	74.00	-14.00	3	Vertical	29	2.62
5290MHz	Pass	PK	5.274G	107.78	Inf	-Inf	3	Vertical	29	2.62
5290MHz	Pass	PK	5.352G	67.05	74.00	-6.95	3	Vertical	29	2.62
5290MHz	Pass	PK	5.481G	61.08	68.20	-7.12	3	Vertical	29	2.62
5290MHz	Pass	PK	10.57928G	52.26	68.20	-15.94	3	Vertical	164	2.44
5290MHz	Pass	PK	10.58522G	51.65	68.20	-16.55	3	Horizontal	75	1.62
5530MHz	Pass	AV	5.35G	46.05	54.00	-7.95	3	Vertical	24	2.74
5530MHz	Pass	AV	5.457G	52.79	54.00	-1.21	3	Vertical	24	2.74
5530MHz	Pass	AV	5.495G	96.90	Inf	-Inf	3	Vertical	24	2.74
5530MHz	Pass	PK	5.286G	59.52	68.20	-8.68	3	Vertical	24	2.74

Mode	Result	Type	Freq (Hz)	Level (dBuV/m)	Limit (dBuV/m)	Margin (dB)	Dist (m)	Condition	Azimuth (°)	Height (m)
5530MHz	Pass	PK	5.456G	66.24	74.00	-7.76	3	Vertical	24	2.74
5530MHz	Pass	PK	5.47G	64.93	68.20	-3.27	3	Vertical	24	2.74
5530MHz	Pass	PK	5.515G	109.69	Inf	-Inf	3	Vertical	24	2.74
5530MHz	Pass	PK	5.775G	61.75	68.20	-6.45	3	Vertical	24	2.74
5530MHz	Pass	AV	11.06466G	37.84	54.00	-16.16	3	Vertical	101	1.46
5530MHz	Pass	PK	11.05598G	51.27	74.00	-22.73	3	Vertical	101	1.46
5530MHz	Pass	AV	11.06388G	37.90	54.00	-16.10	3	Horizontal	104	1.50
5530MHz	Pass	PK	11.05956G	51.56	74.00	-22.44	3	Horizontal	104	1.50
5610MHz	Pass	AV	5.454G	46.51	54.00	-7.49	3	Vertical	27	2.52
5610MHz	Pass	AV	5.572G	95.68	Inf	-Inf	3	Vertical	27	2.52
5610MHz	Pass	PK	5.456G	60.06	74.00	-13.94	3	Vertical	27	2.52
5610MHz	Pass	PK	5.47G	59.10	68.20	-9.10	3	Vertical	27	2.52
5610MHz	Pass	PK	5.574G	109.10	Inf	-Inf	3	Vertical	27	2.52
5610MHz	Pass	PK	5.749G	61.57	68.20	-6.63	3	Vertical	27	2.52
5610MHz	Pass	AV	11.2249G	38.38	54.00	-15.62	3	Vertical	338	1.50
5610MHz	Pass	PK	11.2151G	52.57	74.00	-21.43	3	Vertical	338	1.50
5610MHz	Pass	AV	11.2238G	38.38	54.00	-15.62	3	Horizontal	206	1.50
5610MHz	Pass	PK	11.21914G	51.18	74.00	-22.82	3	Horizontal	206	1.50
5690MHz Straddle 5.47-5.725GHz	Pass	AV	5.4524G	45.94	54.00	-8.06	3	Vertical	30	2.57
5690MHz Straddle 5.47-5.725GHz	Pass	AV	5.6888G	95.78	Inf	-Inf	3	Vertical	30	2.57
5690MHz Straddle 5.47-5.725GHz	Pass	PK	5.4224G	58.89	74.00	-15.11	3	Vertical	30	2.57
5690MHz Straddle 5.47-5.725GHz	Pass	PK	5.462G	59.52	68.20	-8.68	3	Vertical	30	2.57
5690MHz Straddle 5.47-5.725GHz	Pass	PK	5.6888G	109.08	Inf	-Inf	3	Vertical	30	2.57
5690MHz Straddle 5.47-5.725GHz	Pass	PK	5.882G	62.63	68.20	-5.57	3	Vertical	30	2.57
5690MHz Straddle 5.47-5.725GHz	Pass	AV	11.38262G	38.44	54.00	-15.56	3	Vertical	262	1.50
5690MHz Straddle 5.47-5.725GHz	Pass	PK	11.381G	51.71	74.00	-22.29	3	Vertical	262	1.50
5690MHz Straddle 5.47-5.725GHz	Pass	AV	11.38262G	38.43	54.00	-15.57	3	Horizontal	98	1.50
5690MHz Straddle 5.47-5.725GHz	Pass	PK	11.37626G	52.07	74.00	-21.93	3	Horizontal	98	1.50
802.11be EHT160_Nss1,(MCS0)_2TX	-	-	-	-	-	-	-	-	-	-
5250MHz Straddle 5.25-5.35GHz	Pass	AV	5.1372G	53.48	54.00	-0.52	3	Vertical	213	2.38
5250MHz Straddle 5.25-5.35GHz	Pass	AV	5.2188G	91.36	Inf	-Inf	3	Vertical	213	2.38
5250MHz Straddle 5.25-5.35GHz	Pass	AV	5.3616G	50.88	54.00	-3.12	3	Vertical	213	2.38
5250MHz Straddle 5.25-5.35GHz	Pass	PK	5.112G	68.82	74.00	-5.18	3	Vertical	213	2.38
5250MHz Straddle 5.25-5.35GHz	Pass	PK	5.2404G	105.02	Inf	-Inf	3	Vertical	213	2.38
5250MHz Straddle 5.25-5.35GHz	Pass	PK	5.4228G	64.30	74.00	-9.70	3	Vertical	213	2.38
5250MHz Straddle 5.25-5.35GHz	Pass	PK	5.532G	61.48	68.20	-6.72	3	Vertical	213	2.38
5250MHz Straddle 5.25-5.35GHz	Pass	PK	10.4969G	51.01	68.20	-17.19	3	Vertical	321	1.50
5250MHz Straddle 5.25-5.35GHz	Pass	PK	10.50484G	51.19	68.20	-17.01	3	Horizontal	28	2.99
5570MHz	Pass	AV	5.4524G	50.57	54.00	-3.43	3	Vertical	26	2.36
5570MHz	Pass	AV	5.492G	93.31	Inf	-Inf	3	Vertical	26	2.36
5570MHz	Pass	PK	5.3336G	60.58	68.20	-7.62	3	Vertical	26	2.36
5570MHz	Pass	PK	5.4404G	65.41	74.00	-8.59	3	Vertical	26	2.36
5570MHz	Pass	PK	5.4692G	62.85	68.20	-5.35	3	Vertical	26	2.36
5570MHz	Pass	PK	5.5112G	106.18	Inf	-Inf	3	Vertical	26	2.36
5570MHz	Pass	PK	5.7284G	65.63	68.20	-2.57	3	Vertical	26	2.36
5570MHz	Pass	AV	11.14366G	38.17	54.00	-15.83	3	Vertical	0	1.19
5570MHz	Pass	PK	11.14474G	51.01	74.00	-22.99	3	Vertical	0	1.19
5570MHz	Pass	AV	11.14406G	38.18	54.00	-15.82	3	Horizontal	282	1.50
5570MHz	Pass	PK	11.13952G	51.33	74.00	-22.67	3	Horizontal	282	1.50

5.25-5.35GHz_802.11a_Nss1,(6Mbps)_2TX

5320MHz_TX

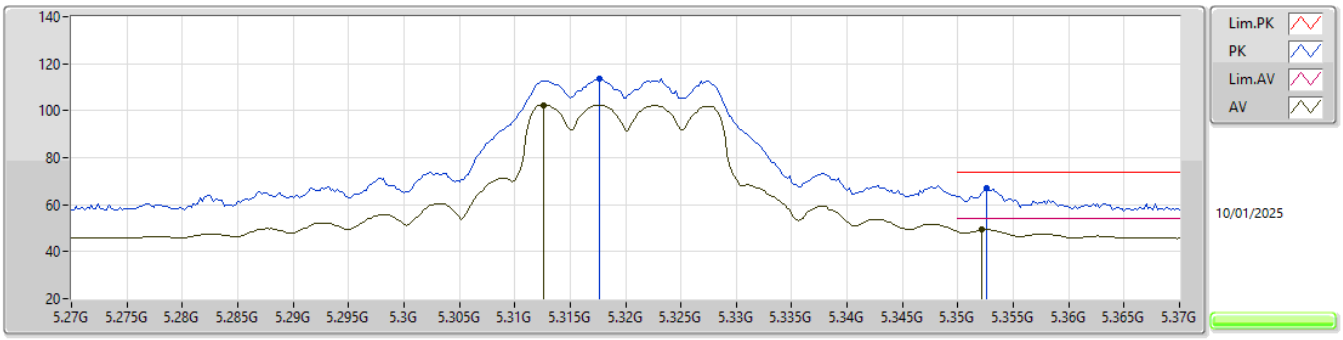

Type	Freq	Level	Limit	Margin	Factor	Dist	Condition	Azimuth	Height	Raw	AF	CL	PA
	(Hz)	(dBuV/m)	(dBuV/m)	(dB)	(dB)	(m)		(°)	(m)	(dBuV)	(dB)	(dB)	(dB)
AV	5.3126G	102.47	Inf	-Inf	-0.49	3	Vertical	215	2.34	102.96	33.17	4.53	38.19
AV	5.3522G	49.49	54.00	-4.51	-0.52	3	Vertical	215	2.34	50.01	33.10	4.57	38.19
PK	5.3176G	113.46	Inf	-Inf	-0.50	3	Vertical	215	2.34	113.96	33.16	4.53	38.19
PK	5.3526G	67.15	74.00	-6.85	-0.53	3	Vertical	215	2.34	67.68	33.09	4.57	38.19

5.25-5.35GHz_802.11a_Nss1,(6Mbps)_2TX

5320MHz_TX

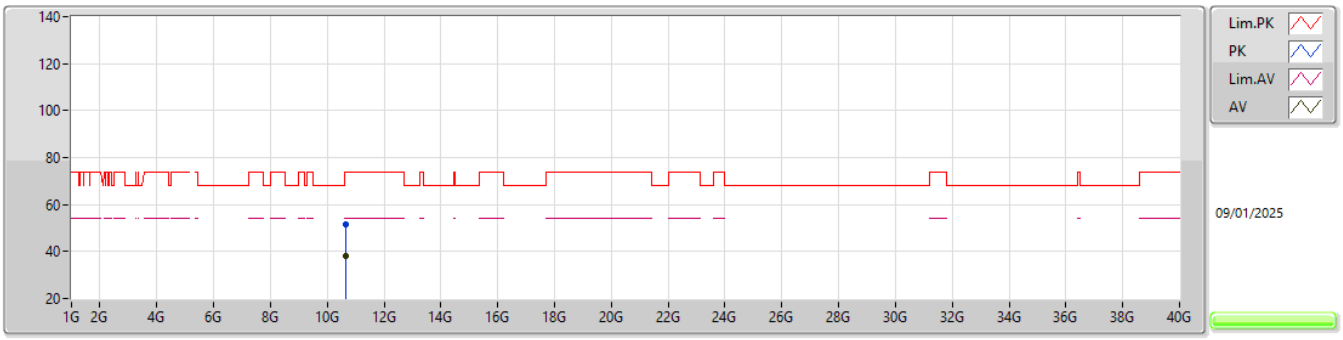

Type	Freq	Level	Limit	Margin	Factor	Dist	Condition	Azimuth	Height	Raw	AF	CL	PA
	(Hz)	(dBuV/m)	(dBuV/m)	(dB)	(dB)	(m)		(°)	(m)	(dBuV)	(dB)	(dB)	(dB)
AV	10.63986G	38.33	54.00	-15.67	9.68	3	Vertical	36	1.50	28.65	39.56	7.71	37.59
PK	10.6371G	51.73	74.00	-22.27	9.66	3	Vertical	36	1.50	42.07	39.55	7.70	37.59

5.25-5.35GHz_802.11a_Nss1,(6Mbps)_2TX

5320MHz_TX

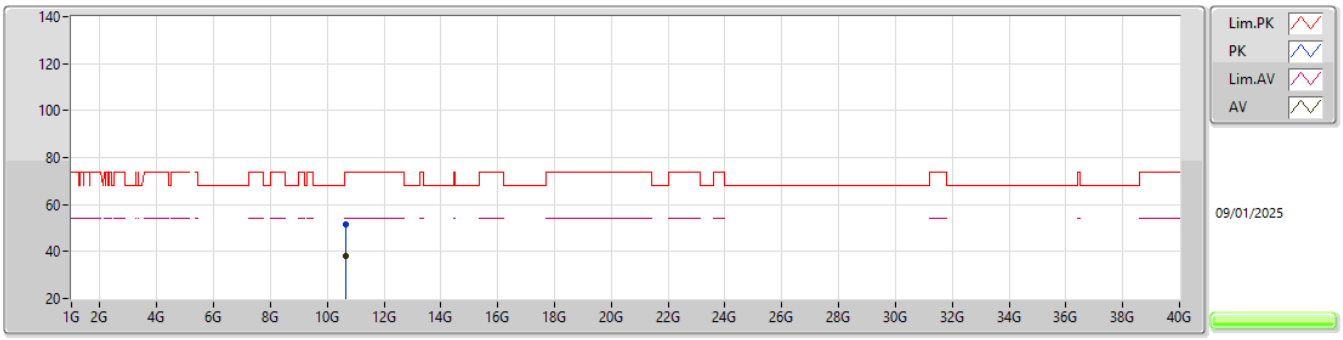

Type	Freq	Level	Limit	Margin	Factor	Dist	Condition	Azimuth	Height	Raw	AF	CL	PA
	(Hz)	(dBuV/m)	(dBuV/m)	(dB)	(dB)	(m)		(°)	(m)	(dBuV)	(dB)	(dB)	(dB)
AV	10.643G	38.28	54.00	-15.72	9.69	3	Horizontal	236	2.45	28.59	39.57	7.71	37.59
PK	10.63712G	51.63	74.00	-22.37	9.66	3	Horizontal	236	2.45	41.97	39.55	7.70	37.59

5.25-5.35GHz_802.11be EHT20_Nss1,(MCS0)_2TX

5320MHz_TX

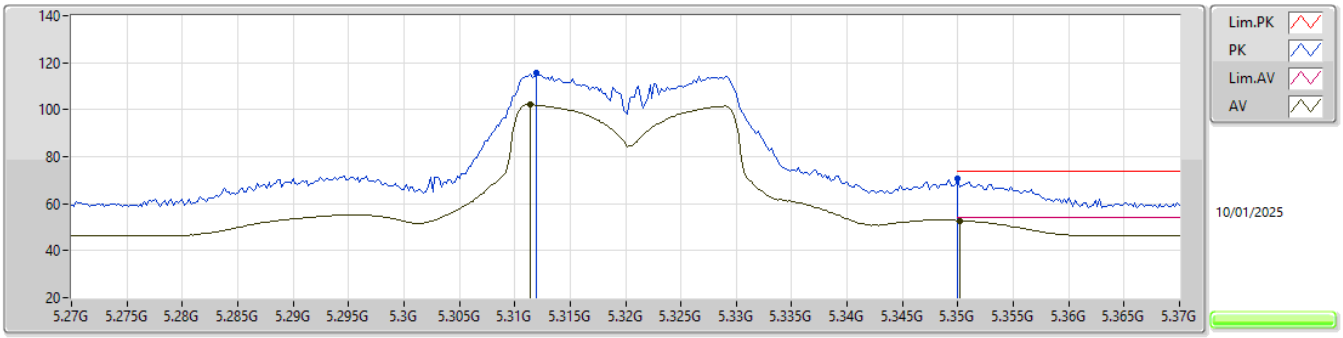

Type	Freq	Level	Limit	Margin	Factor	Dist	Condition	Azimuth	Height	Raw	AF	CL	PA
	(Hz)	(dBuV/m)	(dBuV/m)	(dB)	(dB)	(m)		(°)	(m)	(dBuV)	(dB)	(dB)	(dB)
AV	5.3114G	102.08	Inf	-Inf	-0.49	3	Vertical	215	2.38	102.57	33.18	4.52	38.19
AV	5.3502G	52.84	54.00	-1.16	-0.52	3	Vertical	215	2.38	53.36	33.10	4.57	38.19
PK	5.312G	115.66	Inf	-Inf	-0.49	3	Vertical	215	2.38	116.15	33.18	4.52	38.19
PK	5.35G	70.48	74.00	-3.52	-0.52	3	Vertical	215	2.38	71.00	33.10	4.57	38.19

5.25-5.35GHz_802.11be EHT20_Nss1,(MCS0)_2TX

5320MHz_TX

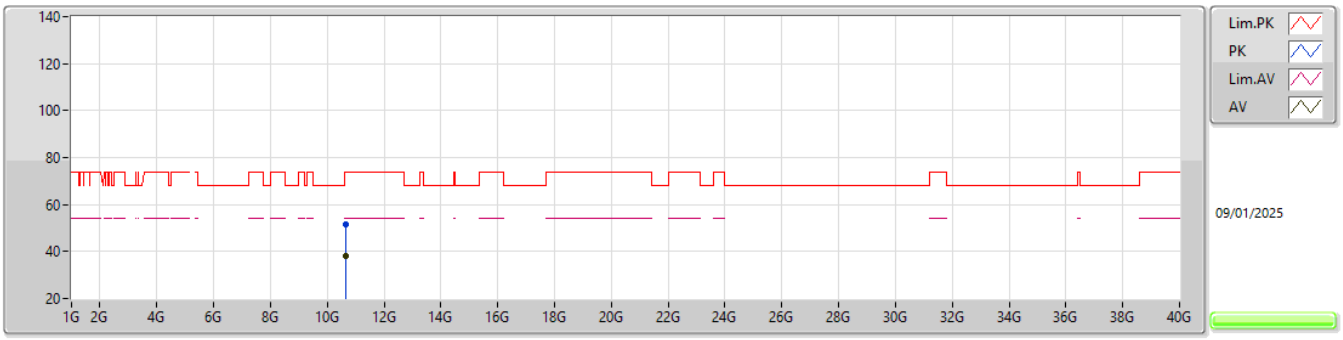

Type	Freq	Level	Limit	Margin	Factor	Dist	Condition	Azimuth	Height	Raw	AF	CL	PA
	(Hz)	(dBuV/m)	(dBuV/m)	(dB)	(dB)	(m)		(°)	(m)	(dBuV)	(dB)	(dB)	(dB)
AV	10.64068G	38.28	54.00	-15.72	9.68	3	Vertical	78	1.03	28.60	39.56	7.71	37.59
PK	10.63566G	51.47	74.00	-22.53	9.65	3	Vertical	78	1.03	41.82	39.54	7.70	37.59

5.25-5.35GHz_802.11be EHT20_Nss1,(MCS0)_2TX

5320MHz_TX

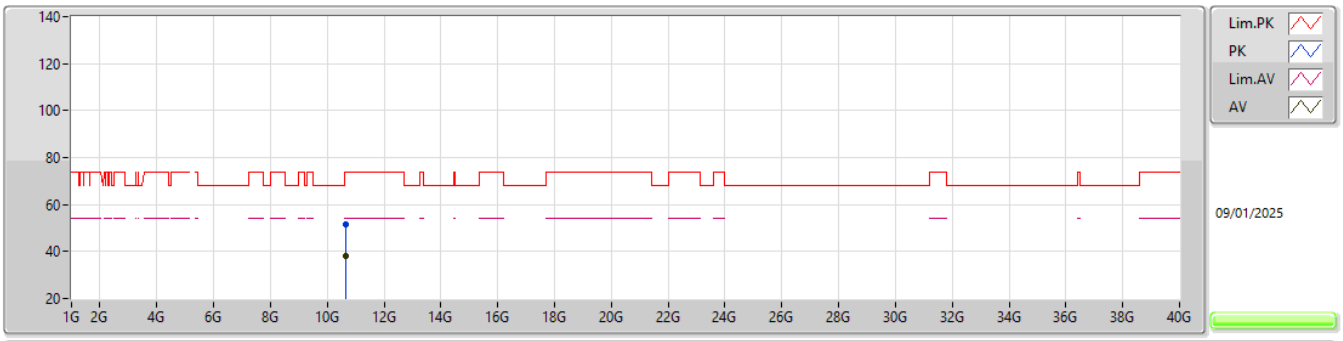

Type	Freq	Level	Limit	Margin	Factor	Dist	Condition	Azimuth	Height	Raw	AF	CL	PA
	(Hz)	(dBuV/m)	(dBuV/m)	(dB)	(dB)	(m)		(°)	(m)	(dBuV)	(dB)	(dB)	(dB)
AV	10.6414G	38.23	54.00	-15.77	9.69	3	Horizontal	99	1.50	28.54	39.57	7.71	37.59
PK	10.63876G	51.50	74.00	-22.50	9.68	3	Horizontal	99	1.50	41.82	39.56	7.71	37.59

5.25-5.35GHz_802.11be EHT40_Nss1,(MCS0)_2TX

5310MHz_TX

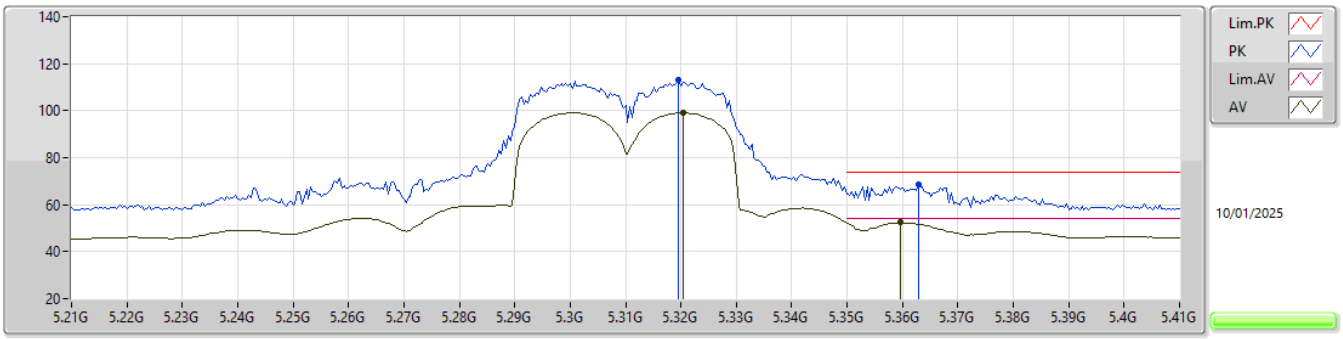

Type	Freq	Level	Limit	Margin	Factor	Dist	Condition	Azimuth	Height	Raw	AF	CL	PA
	(Hz)	(dBuV/m)	(dBuV/m)	(dB)	(dB)	(m)		(°)	(m)	(dBuV)	(dB)	(dB)	(dB)
AV	5.3204G	99.12	Inf	-Inf	-0.50	3	Vertical	215	2.36	99.62	33.16	4.53	38.19
AV	5.3596G	52.46	54.00	-1.54	-0.53	3	Vertical	215	2.36	52.99	33.08	4.58	38.19
PK	5.3196G	112.94	Inf	-Inf	-0.50	3	Vertical	215	2.36	113.44	33.16	4.53	38.19
PK	5.3628G	68.49	74.00	-5.51	-0.53	3	Vertical	215	2.36	69.02	33.07	4.59	38.19

5.25-5.35GHz_802.11be EHT40_Nss1,(MCS0)_2TX

5310MHz_TX

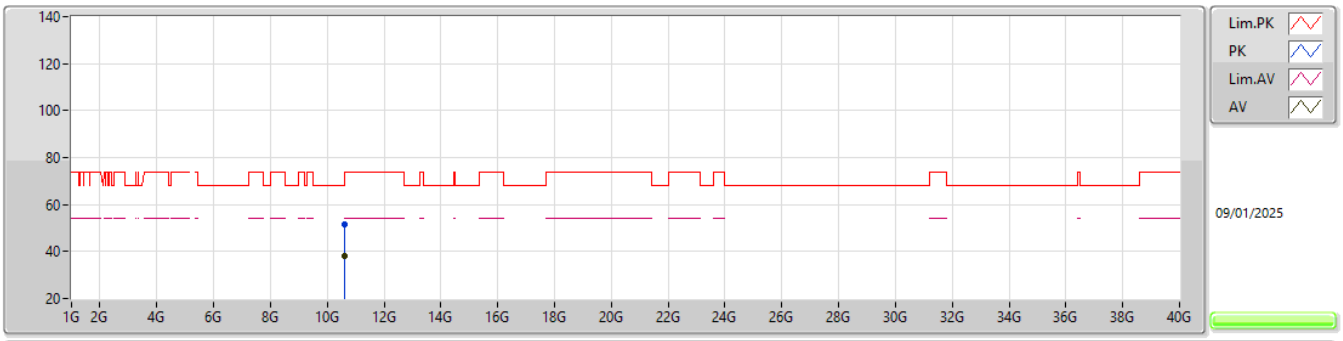

Type	Freq	Level	Limit	Margin	Factor	Dist	Condition	Azimuth	Height	Raw	AF	CL	PA
	(Hz)	(dBuV/m)	(dBuV/m)	(dB)	(dB)	(m)		(°)	(m)	(dBuV)	(dB)	(dB)	(dB)
AV	10.62422G	38.07	54.00	-15.93	9.61	3	Vertical	187	1.50	28.46	39.50	7.70	37.59
PK	10.6239G	51.58	74.00	-22.42	9.61	3	Vertical	187	1.50	41.97	39.50	7.70	37.59

5.25-5.35GHz_802.11be EHT40_Nss1,(MCS0)_2TX

5310MHz_TX

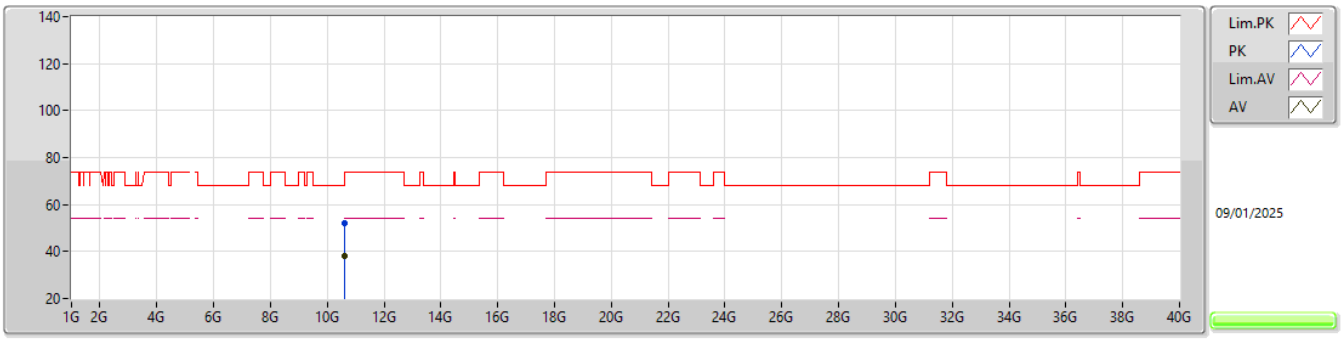

Type	Freq	Level	Limit	Margin	Factor	Dist	Condition	Azimuth	Height	Raw	AF	CL	PA
	(Hz)	(dBuV/m)	(dBuV/m)	(dB)	(dB)	(m)		(°)	(m)	(dBuV)	(dB)	(dB)	(dB)
AV	10.62154G	38.00	54.00	-16.00	9.60	3	Horizontal	264	1.53	28.40	39.49	7.70	37.59
PK	10.61796G	51.85	74.00	-22.15	9.58	3	Horizontal	264	1.53	42.27	39.47	7.70	37.59

5.25-5.35GHz_802.11be EHT80_Nss1,(MCS0)_2TX

5290MHz_TX

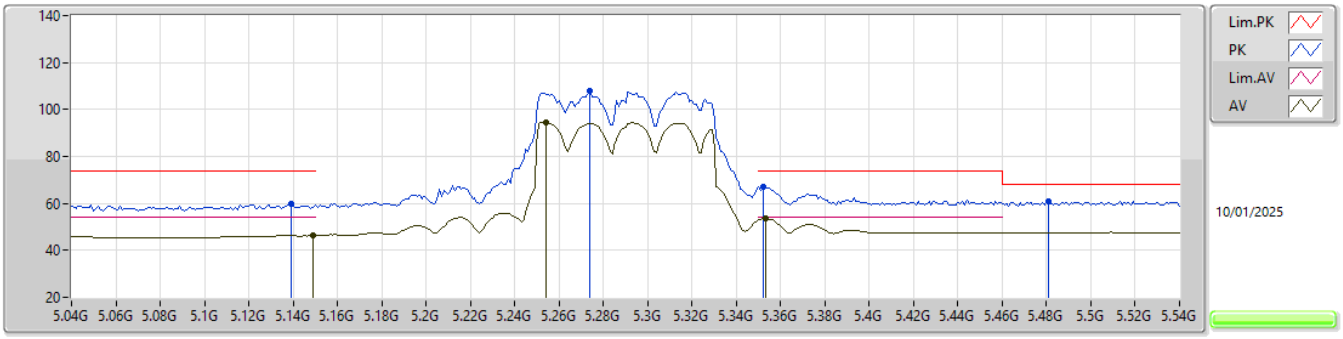

Type	Freq	Level	Limit	Margin	Factor	Dist	Condition	Azimuth	Height	Raw	AF	CL	PA
	(Hz)	(dBuV/m)	(dBuV/m)	(dB)	(dB)	(m)		(°)	(m)	(dBuV)	(dB)	(dB)	(dB)
AV	5.149G	46.35	54.00	-7.65	-0.51	3	Vertical	29	2.62	46.86	33.30	4.37	38.18
AV	5.254G	94.50	Inf	-Inf	-0.54	3	Vertical	29	2.62	95.04	33.20	4.45	38.19
AV	5.353G	53.55	54.00	-0.45	-0.53	3	Vertical	29	2.62	54.08	33.09	4.57	38.19
PK	5.139G	60.00	74.00	-14.00	-0.54	3	Vertical	29	2.62	60.54	33.28	4.36	38.18
PK	5.274G	107.78	Inf	-Inf	-0.51	3	Vertical	29	2.62	108.29	33.20	4.48	38.19
PK	5.352G	67.05	74.00	-6.95	-0.52	3	Vertical	29	2.62	67.57	33.10	4.57	38.19
PK	5.481G	61.08	68.20	-7.12	-0.28	3	Vertical	29	2.62	61.36	33.16	4.76	38.20

5.25-5.35GHz_802.11be EHT80_Nss1,(MCS0)_2TX

5290MHz_TX

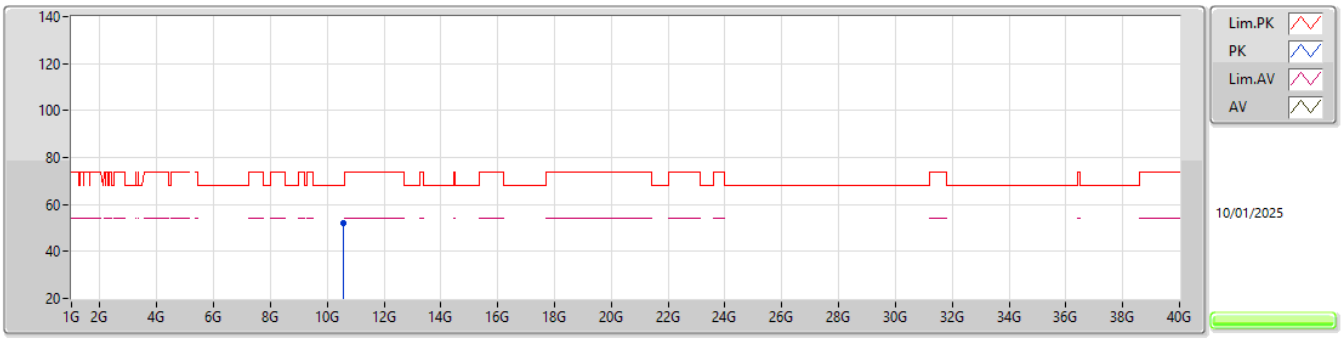

Type	Freq	Level	Limit	Margin	Factor	Dist	Condition	Azimuth	Height	Raw	AF	CL	PA
	(Hz)	(dBuV/m)	(dBuV/m)	(dB)	(dB)	(m)		(°)	(m)	(dBuV)	(dB)	(dB)	(dB)
PK	10.57928G	52.26	68.20	-15.94	9.38	3	Vertical	164	2.44	42.88	39.28	7.68	37.58

5.25-5.35GHz_802.11be EHT80_Nss1,(MCS0)_2TX

5290MHz_TX

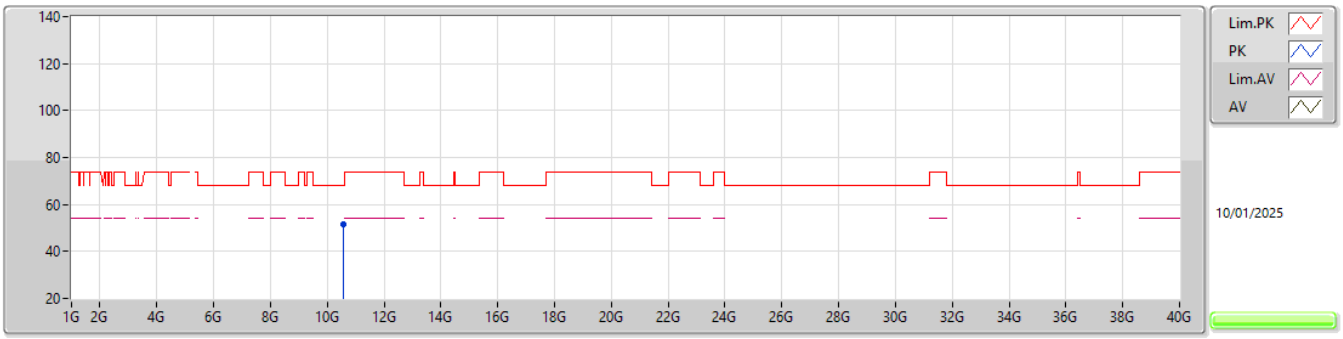

Type	Freq	Level	Limit	Margin	Factor	Dist	Condition	Azimuth	Height	Raw	AF	CL	PA
	(Hz)	(dBuV/m)	(dBuV/m)	(dB)	(dB)	(m)		(°)	(m)	(dBuV)	(dB)	(dB)	(dB)
PK	10.58522G	51.65	68.20	-16.55	9.41	3	Horizontal	75	1.62	42.24	39.31	7.68	37.58

5.25-5.35GHz_802.11be EHT160_Nss1,(MCS0)_2TX

5250MHz Straddle 5.25-5.35GHz_TX

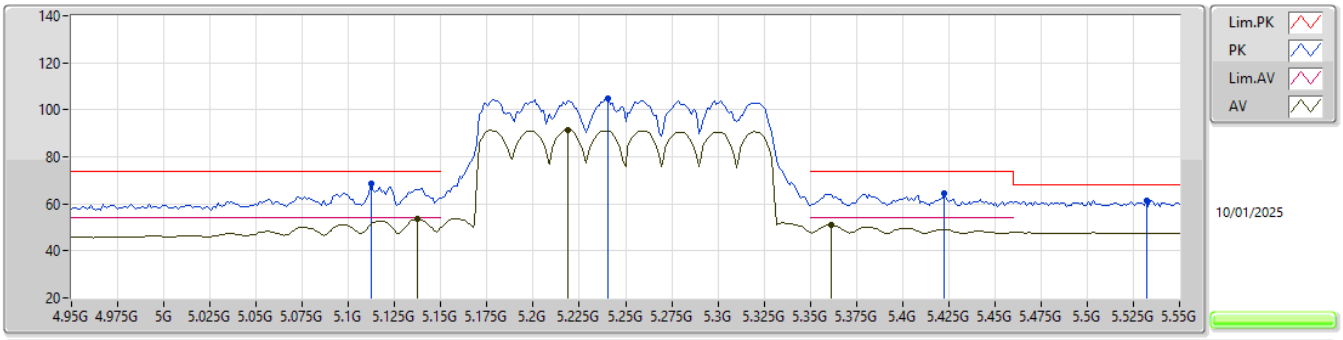

Type	Freq	Level	Limit	Margin	Factor	Dist	Condition	Azimuth	Height	Raw	AF	CL	PA
	(Hz)	(dBuV/m)	(dBuV/m)	(dB)	(dB)	(m)		(°)	(m)	(dBuV)	(dB)	(dB)	(dB)
AV	5.1372G	53.48	54.00	-0.52	-0.55	3	Vertical	213	2.38	54.03	33.27	4.36	38.18
AV	5.2188G	91.36	Inf	-Inf	-0.51	3	Vertical	213	2.38	91.87	33.26	4.41	38.18
AV	5.3616G	50.88	54.00	-3.12	-0.53	3	Vertical	213	2.38	51.41	33.08	4.58	38.19
PK	5.112G	68.82	74.00	-5.18	-0.61	3	Vertical	213	2.38	69.43	33.22	4.35	38.18
PK	5.2404G	105.02	Inf	-Inf	-0.52	3	Vertical	213	2.38	105.54	33.22	4.44	38.18
PK	5.4228G	64.30	74.00	-9.70	-0.48	3	Vertical	213	2.38	64.78	33.05	4.67	38.20
PK	5.532G	61.48	68.20	-6.72	-0.14	3	Vertical	213	2.38	61.62	33.20	4.83	38.17

5.25-5.35GHz_802.11be EHT160_Nss1,(MCS0)_2TX

5250MHz Straddle 5.25-5.35GHz_TX

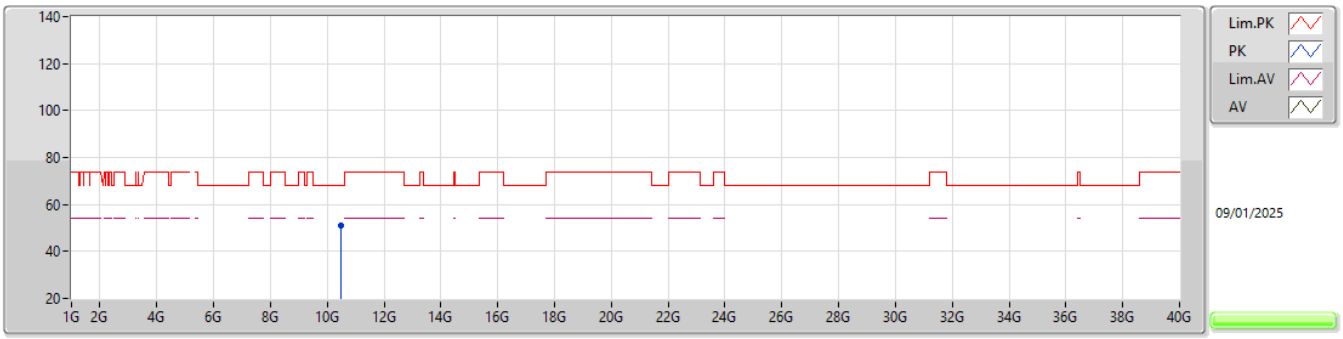

Type	Freq	Level	Limit	Margin	Factor	Dist	Condition	Azimuth	Height	Raw	AF	CL	PA
	(Hz)	(dBuV/m)	(dBuV/m)	(dB)	(dB)	(m)		(°)	(m)	(dBuV)	(dB)	(dB)	(dB)
PK	10.4969G	51.01	68.20	-17.19	9.07	3	Vertical	321	1.50	41.94	39.00	7.63	37.56

5.25-5.35GHz_802.11be EHT160_Nss1,(MCS0)_2TX

5250MHz Straddle 5.25-5.35GHz_TX

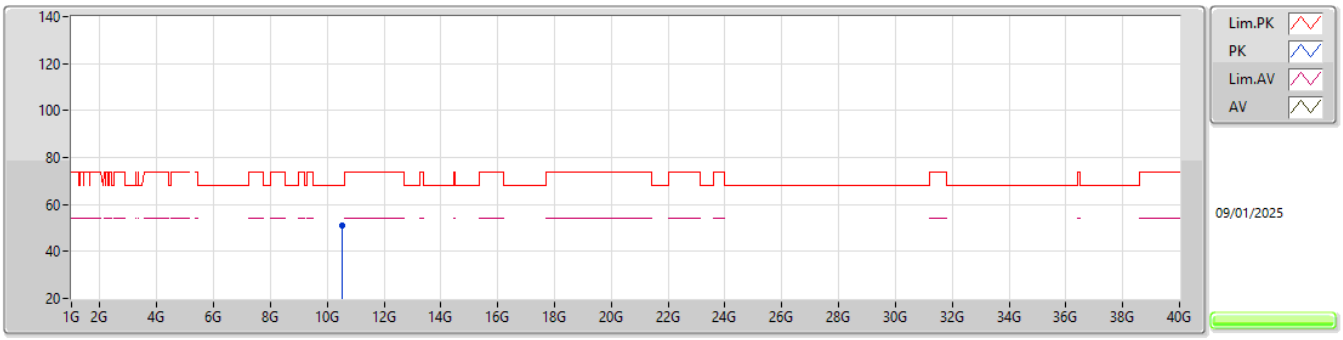

Type	Freq	Level	Limit	Margin	Factor	Dist	Condition	Azimuth	Height	Raw	AF	CL	PA
	(Hz)	(dBuV/m)	(dBuV/m)	(dB)	(dB)	(m)		(°)	(m)	(dBuV)	(dB)	(dB)	(dB)
PK	10.50484G	51.19	68.20	-17.01	9.09	3	Horizontal	28	2.99	42.10	39.01	7.64	37.56

5.47-5.725GHz_802.11a_Nss1,(6Mbps)_2TX

5500MHz_TX

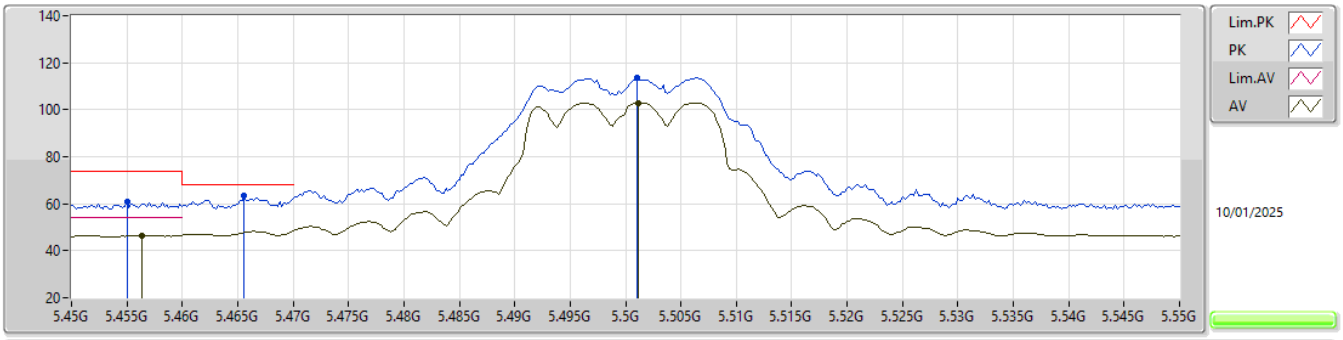

Type	Freq	Level	Limit	Margin	Factor	Dist	Condition	Azimuth	Height	Raw	AF	CL	PA
	(Hz)	(dBuV/m)	(dBuV/m)	(dB)	(dB)	(m)		(°)	(m)	(dBuV)	(dB)	(dB)	(dB)
AV	5.4564G	46.51	54.00	-7.49	-0.37	3	Vertical	21	2.61	46.88	33.11	4.72	38.20
AV	5.5012G	103.01	Inf	-Inf	-0.21	3	Vertical	21	2.61	103.22	33.20	4.79	38.20
PK	5.455G	60.85	74.00	-13.15	-0.37	3	Vertical	21	2.61	61.22	33.11	4.72	38.20
PK	5.4656G	63.41	68.20	-4.79	-0.34	3	Vertical	21	2.61	63.75	33.13	4.73	38.20
PK	5.501G	113.86	Inf	-Inf	-0.21	3	Vertical	21	2.61	114.07	33.20	4.79	38.20

5.47-5.725GHz_802.11a_Nss1,(6Mbps)_2TX

5500MHz_TX

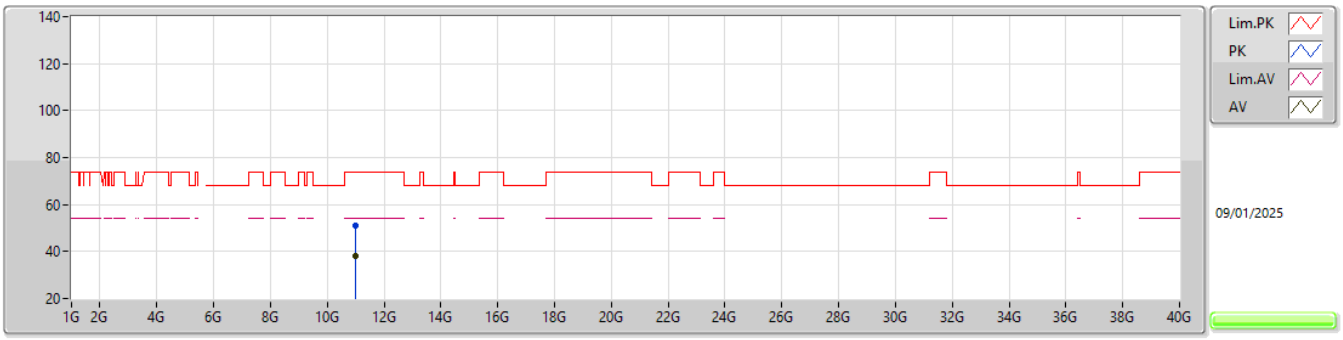

Type	Freq	Level	Limit	Margin	Factor	Dist	Condition	Azimuth	Height	Raw	AF	CL	PA
	(Hz)	(dBuV/m)	(dBuV/m)	(dB)	(dB)	(m)		(°)	(m)	(dBuV)	(dB)	(dB)	(dB)
AV	11.00218G	38.01	54.00	-15.99	9.42	3	Vertical	305	1.50	28.59	39.20	7.89	37.67
PK	11.00022G	51.24	74.00	-22.76	9.42	3	Vertical	305	1.50	41.82	39.20	7.89	37.67

5.47-5.725GHz_802.11a_Nss1,(6Mbps)_2TX

5500MHz_TX

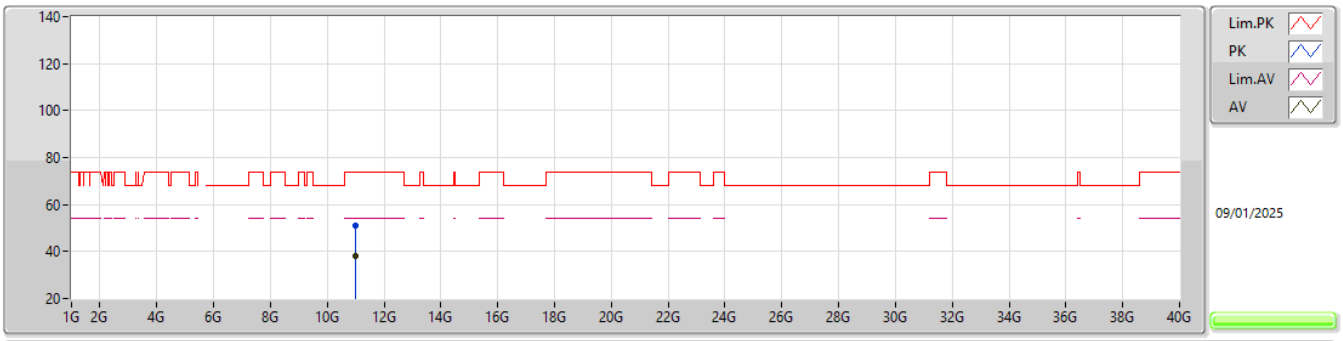

Type	Freq	Level	Limit	Margin	Factor	Dist	Condition	Azimuth	Height	Raw	AF	CL	PA
	(Hz)	(dBuV/m)	(dBuV/m)	(dB)	(dB)	(m)		(°)	(m)	(dBuV)	(dB)	(dB)	(dB)
AV	11.00312G	37.93	54.00	-16.07	9.41	3	Horizontal	114	1.50	28.52	39.19	7.89	37.67
PK	11.00402G	50.91	74.00	-23.09	9.41	3	Horizontal	114	1.50	41.50	39.19	7.89	37.67

5.47-5.725GHz_802.11be EHT20_Nss1,(MCS0)_2TX

5500MHz_TX

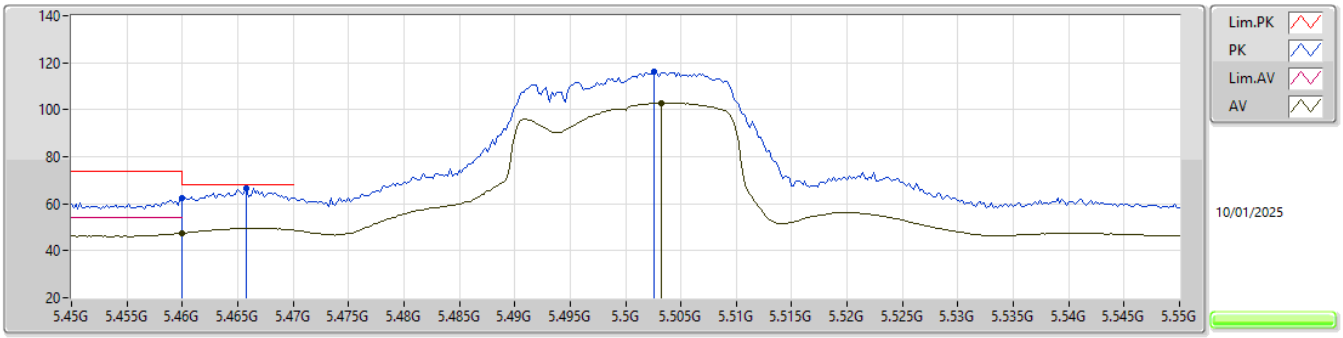

Type	Freq	Level	Limit	Margin	Factor	Dist	Condition	Azimuth	Height	Raw	AF	CL	PA
	(Hz)	(dBuV/m)	(dBuV/m)	(dB)	(dB)	(m)		(°)	(m)	(dBuV)	(dB)	(dB)	(dB)
AV	5.46G	47.50	54.00	-6.50	-0.36	3	Vertical	26	2.62	47.86	33.12	4.72	38.20
AV	5.5032G	102.88	Inf	-Inf	-0.21	3	Vertical	26	2.62	103.09	33.20	4.79	38.20
PK	5.46G	62.30	74.00	-11.70	-0.36	3	Vertical	26	2.62	62.66	33.12	4.72	38.20
PK	5.4658G	66.39	68.20	-1.81	-0.34	3	Vertical	26	2.62	66.73	33.13	4.73	38.20
PK	5.5026G	115.97	Inf	-Inf	-0.21	3	Vertical	26	2.62	116.18	33.20	4.79	38.20

5.47-5.725GHz_802.11be EHT20_Nss1,(MCS0)_2TX

5500MHz_TX

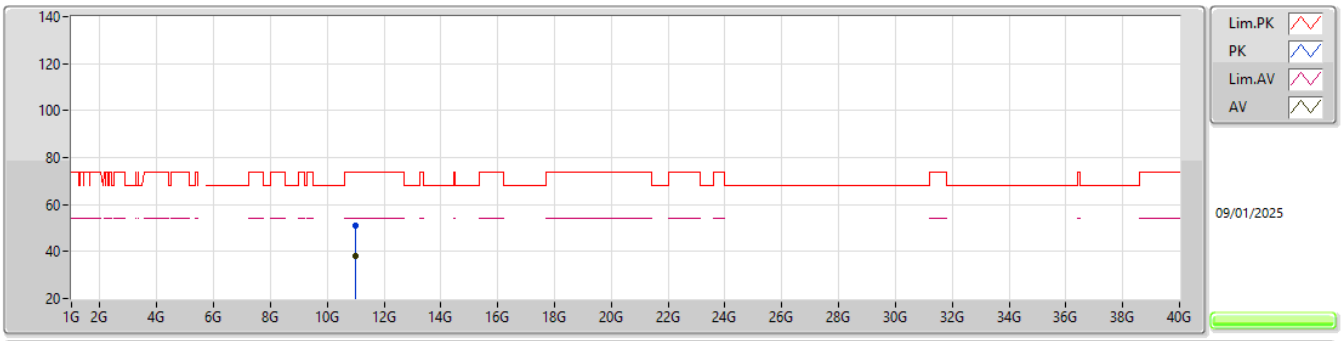

Type	Freq	Level	Limit	Margin	Factor	Dist	Condition	Azimuth	Height	Raw	AF	CL	PA
	(Hz)	(dBuV/m)	(dBuV/m)	(dB)	(dB)	(m)		(°)	(m)	(dBuV)	(dB)	(dB)	(dB)
AV	11.00402G	38.01	54.00	-15.99	9.41	3	Vertical	303	1.50	28.60	39.19	7.89	37.67
PK	11.00498G	50.91	74.00	-23.09	9.41	3	Vertical	303	1.50	41.50	39.19	7.89	37.67

5.47-5.725GHz_802.11be EHT20_Nss1,(MCS0)_2TX

5500MHz_TX

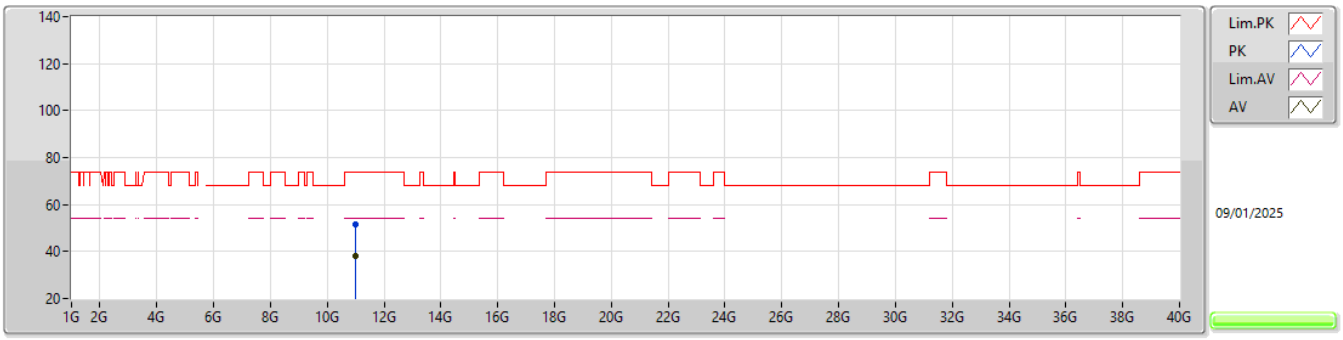

Type	Freq	Level	Limit	Margin	Factor	Dist	Condition	Azimuth	Height	Raw	AF	CL	PA
	(Hz)	(dBuV/m)	(dBuV/m)	(dB)	(dB)	(m)		(°)	(m)	(dBuV)	(dB)	(dB)	(dB)
AV	11.00414G	38.00	54.00	-16.00	9.41	3	Horizontal	80	2.38	28.59	39.19	7.89	37.67
PK	11.00252G	51.78	74.00	-22.22	9.41	3	Horizontal	80	2.38	42.37	39.19	7.89	37.67

5.47-5.725GHz_802.11be EHT40_Nss1,(MCS0)_2TX

5510MHz_TX

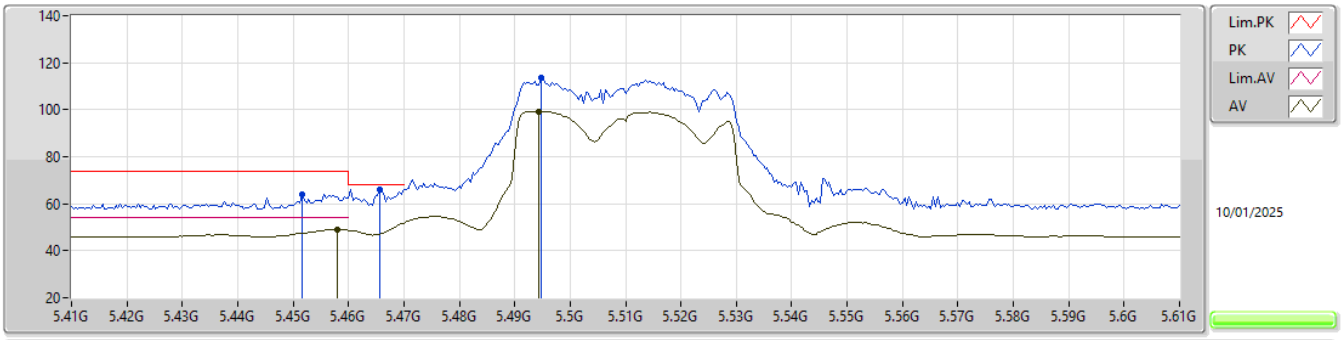

Type	Freq	Level	Limit	Margin	Factor	Dist	Condition	Azimuth	Height	Raw	AF	CL	PA
	(Hz)	(dBuV/m)	(dBuV/m)	(dB)	(dB)	(m)		(°)	(m)	(dBuV)	(dB)	(dB)	(dB)
AV	5.458G	49.10	54.00	-4.90	-0.36	3	Vertical	22	2.54	49.46	33.12	4.72	38.20
AV	5.4944G	99.38	Inf	-Inf	-0.23	3	Vertical	22	2.54	99.61	33.19	4.78	38.20
PK	5.4516G	63.93	74.00	-10.07	-0.39	3	Vertical	22	2.54	64.32	33.10	4.71	38.20
PK	5.4656G	65.92	68.20	-2.28	-0.34	3	Vertical	22	2.54	66.26	33.13	4.73	38.20
PK	5.4948G	113.46	Inf	-Inf	-0.23	3	Vertical	22	2.54	113.69	33.19	4.78	38.20

5.47-5.725GHz_802.11be EHT40_Nss1,(MCS0)_2TX

5510MHz_TX

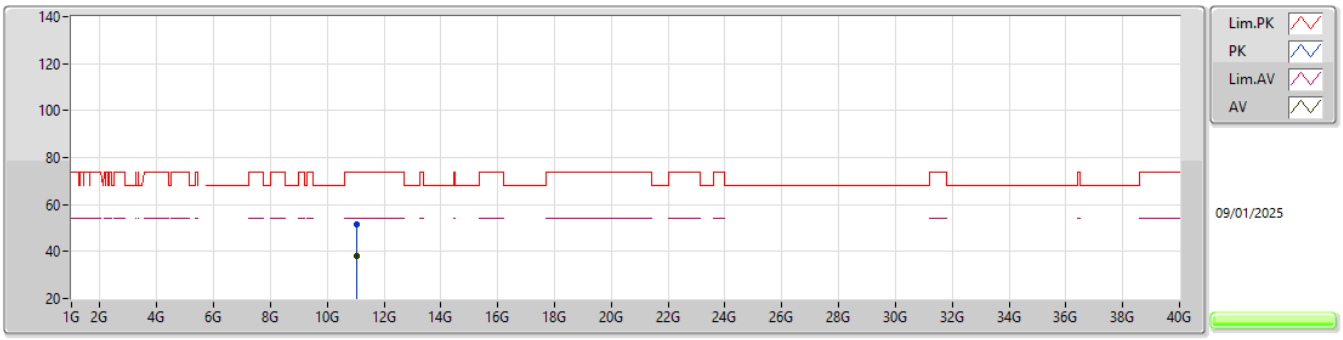

Type	Freq	Level	Limit	Margin	Factor	Dist	Condition	Azimuth	Height	Raw	AF	CL	PA
	(Hz)	(dBuV/m)	(dBuV/m)	(dB)	(dB)	(m)		(°)	(m)	(dBuV)	(dB)	(dB)	(dB)
AV	11.02066G	38.00	54.00	-16.00	9.39	3	Vertical	324	2.77	28.61	39.16	7.90	37.67
PK	11.01882G	51.42	74.00	-22.58	9.39	3	Vertical	324	2.77	42.03	39.16	7.90	37.67

5.47-5.725GHz_802.11be EHT40_Nss1,(MCS0)_2TX

5510MHz_TX

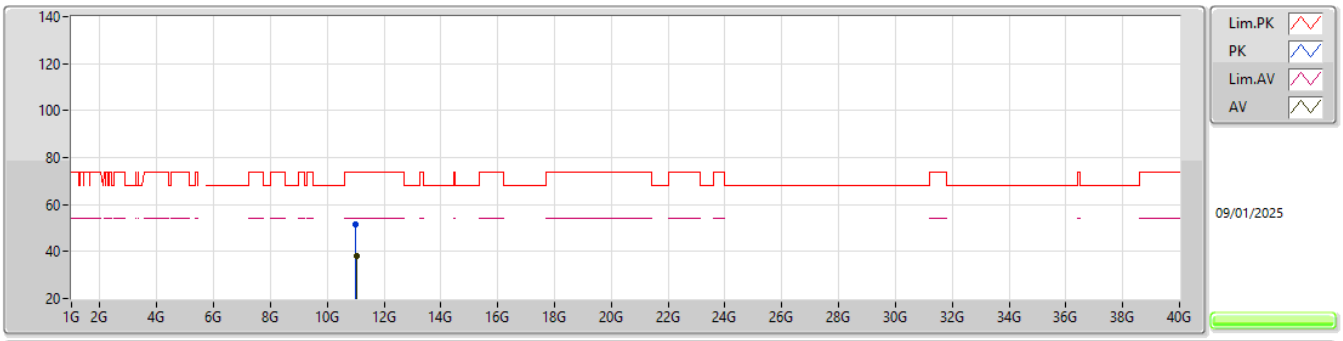

Type	Freq	Level	Limit	Margin	Factor	Dist	Condition	Azimuth	Height	Raw	AF	CL	PA
	(Hz)	(dBuV/m)	(dBuV/m)	(dB)	(dB)	(m)		(°)	(m)	(dBuV)	(dB)	(dB)	(dB)
AV	11.01838G	38.01	54.00	-15.99	9.39	3	Horizontal	165	1.50	28.62	39.16	7.90	37.67
PK	11.016G	51.33	74.00	-22.67	9.40	3	Horizontal	165	1.50	41.93	39.17	7.90	37.67

5.47-5.725GHz_802.11be EHT80_Nss1,(MCS0)_2TX

5530MHz_TX

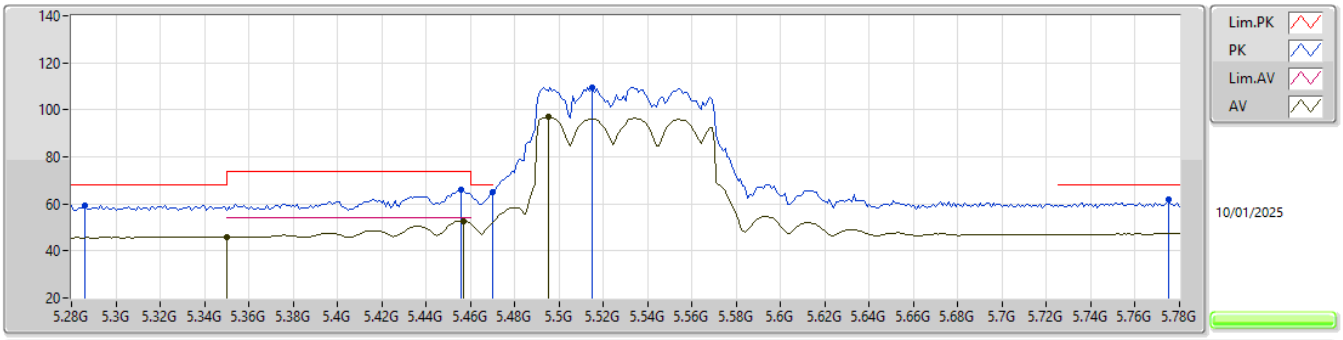

Type	Freq	Level	Limit	Margin	Factor	Dist	Condition	Azimuth	Height	Raw	AF	CL	PA
	(Hz)	(dBuV/m)	(dBuV/m)	(dB)	(dB)	(m)		(°)	(m)	(dBuV)	(dB)	(dB)	(dB)
AV	5.35G	46.05	54.00	-7.95	-0.52	3	Vertical	24	2.74	46.57	33.10	4.57	38.19
AV	5.457G	52.79	54.00	-1.21	-0.37	3	Vertical	24	2.74	53.16	33.11	4.72	38.20
AV	5.495G	96.90	Inf	-Inf	-0.23	3	Vertical	24	2.74	97.13	33.19	4.78	38.20
PK	5.286G	59.52	68.20	-8.68	-0.50	3	Vertical	24	2.74	60.02	33.20	4.49	38.19
PK	5.456G	66.24	74.00	-7.76	-0.37	3	Vertical	24	2.74	66.61	33.11	4.72	38.20
PK	5.47G	64.93	68.20	-3.27	-0.32	3	Vertical	24	2.74	65.25	33.14	4.74	38.20
PK	5.515G	109.69	Inf	-Inf	-0.18	3	Vertical	24	2.74	109.87	33.20	4.81	38.19
PK	5.775G	61.75	68.20	-6.45	1.21	3	Vertical	24	2.74	60.54	34.20	4.98	37.97

5.47-5.725GHz_802.11be EHT80_Nss1,(MCS0)_2TX

5530MHz_TX

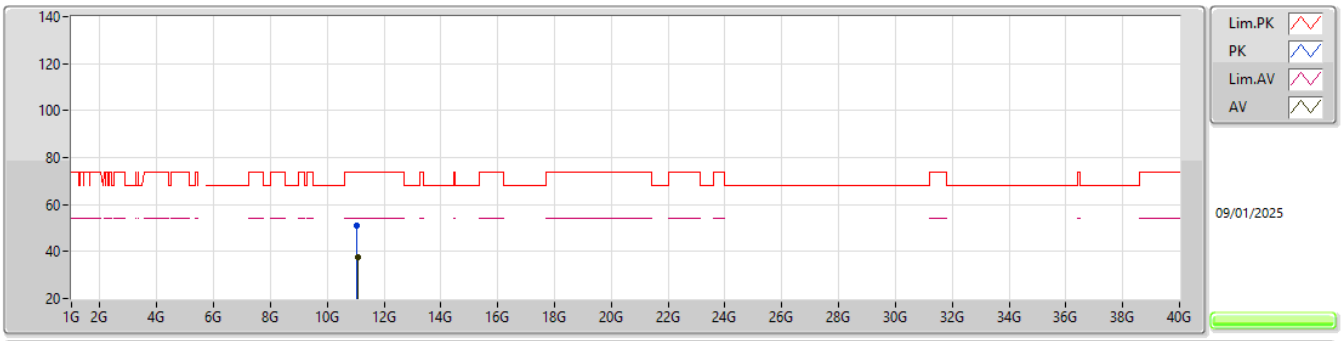

Type	Freq	Level	Limit	Margin	Factor	Dist	Condition	Azimuth	Height	Raw	AF	CL	PA
	(Hz)	(dBuV/m)	(dBuV/m)	(dB)	(dB)	(m)		(°)	(m)	(dBuV)	(dB)	(dB)	(dB)
AV	11.06466G	37.84	54.00	-16.16	9.34	3	Vertical	101	1.46	28.50	39.10	7.92	37.68
PK	11.05598G	51.27	74.00	-22.73	9.35	3	Vertical	101	1.46	41.92	39.10	7.92	37.67

5.47-5.725GHz_802.11be EHT80_Nss1,(MCS0)_2TX

5530MHz_TX

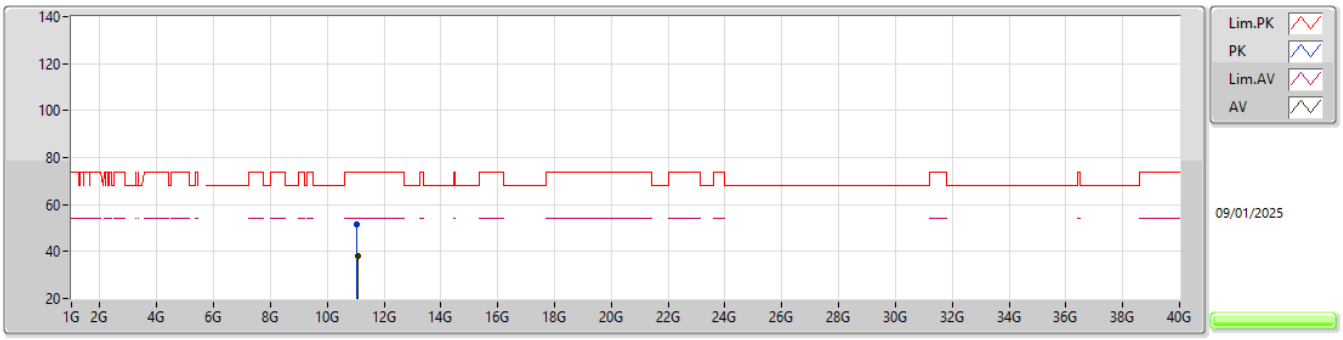

Type	Freq	Level	Limit	Margin	Factor	Dist	Condition	Azimuth	Height	Raw	AF	CL	PA
	(Hz)	(dBuV/m)	(dBuV/m)	(dB)	(dB)	(m)		(°)	(m)	(dBuV)	(dB)	(dB)	(dB)
AV	11.06388G	37.90	54.00	-16.10	9.34	3	Horizontal	104	1.50	28.56	39.10	7.92	37.68
PK	11.05956G	51.56	74.00	-22.44	9.35	3	Horizontal	104	1.50	42.21	39.10	7.92	37.67

5.47-5.725GHz_802.11be EHT160_Nss1,(MCS0)_2TX

5570MHz_TX

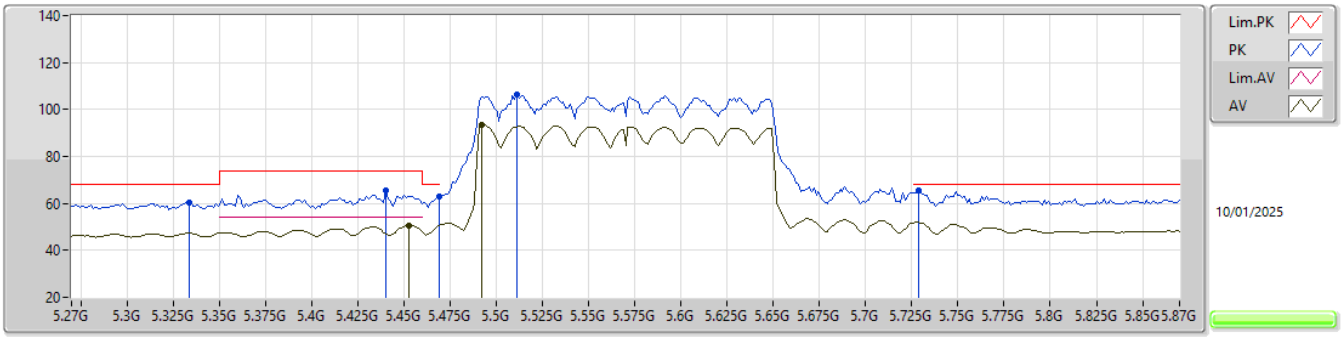

Type	Freq	Level	Limit	Margin	Factor	Dist	Condition	Azimuth	Height	Raw	AF	CL	PA
	(Hz)	(dBuV/m)	(dBuV/m)	(dB)	(dB)	(m)		(°)	(m)	(dBuV)	(dB)	(dB)	(dB)
AV	5.4524G	50.57	54.00	-3.43	-0.39	3	Vertical	26	2.36	50.96	33.10	4.71	38.20
AV	5.492G	93.31	Inf	-Inf	-0.25	3	Vertical	26	2.36	93.56	33.18	4.77	38.20
PK	5.3336G	60.58	68.20	-7.62	-0.51	3	Vertical	26	2.36	61.09	33.13	4.55	38.19
PK	5.4404G	65.41	74.00	-8.59	-0.43	3	Vertical	26	2.36	65.84	33.08	4.69	38.20
PK	5.4692G	62.85	68.20	-5.35	-0.32	3	Vertical	26	2.36	63.17	33.14	4.74	38.20
PK	5.5112G	106.18	Inf	-Inf	-0.19	3	Vertical	26	2.36	106.37	33.20	4.80	38.19
PK	5.7284G	65.63	68.20	-2.57	0.97	3	Vertical	26	2.36	64.66	34.01	4.97	38.01

5.47-5.725GHz_802.11be EHT160_Nss1,(MCS0)_2TX

5570MHz_TX

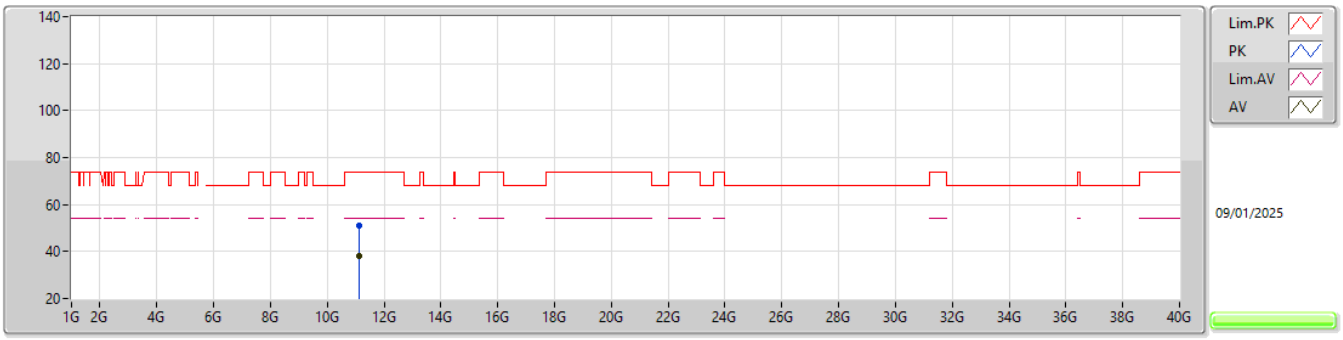

Type	Freq	Level	Limit	Margin	Factor	Dist	Condition	Azimuth	Height	Raw	AF	CL	PA
	(Hz)	(dBuV/m)	(dBuV/m)	(dB)	(dB)	(m)		(°)	(m)	(dBuV)	(dB)	(dB)	(dB)
AV	11.14366G	38.17	54.00	-15.83	9.38	3	Vertical	0	1.19	28.79	39.10	7.96	37.68
PK	11.14474G	51.01	74.00	-22.99	9.38	3	Vertical	0	1.19	41.63	39.10	7.96	37.68

5.47-5.725GHz_802.11be EHT160_Nss1,(MCS0)_2TX

5570MHz_TX

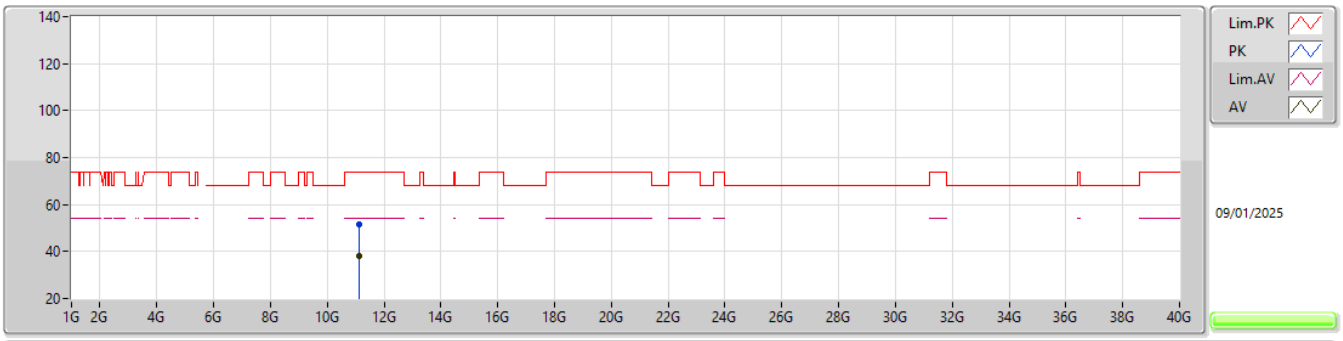

Type	Freq	Level	Limit	Margin	Factor	Dist	Condition	Azimuth	Height	Raw	AF	CL	PA
	(Hz)	(dBuV/m)	(dBuV/m)	(dB)	(dB)	(m)		(°)	(m)	(dBuV)	(dB)	(dB)	(dB)
AV	11.14406G	38.18	54.00	-15.82	9.38	3	Horizontal	282	1.50	28.80	39.10	7.96	37.68
PK	11.13952G	51.33	74.00	-22.67	9.38	3	Horizontal	282	1.50	41.95	39.10	7.96	37.68

Summary

Mode	Result	Type	Freq (Hz)	Level (dBuV/m)	Limit (dBuV/m)	Margin (dB)	Dist (m)	Condition	Azimuth (°)	Height (m)
5.25-5.35GHz	-	-	-	-	-	-	-	-	-	-
802.11a_Nss1,(6Mbps)_2TX	Pass	AV	5.3518G	46.34	54.00	-7.66	3	Horizontal	313	1.70
802.11be EHT20_Nss1,(MCS0)_2TX	Pass	AV	5.3986G	46.39	54.00	-7.61	3	Horizontal	311	1.69
802.11be EHT40_Nss1,(MCS0)_2TX	Pass	AV	5.35G	46.78	54.00	-7.22	3	Horizontal	313	1.61
802.11be EHT80_Nss1,(MCS0)_2TX	Pass	AV	5.35G	48.27	54.00	-5.73	3	Horizontal	314	1.65
802.11be EHT160_Nss1,(MCS0)_2TX	Pass	AV	5.4228G	50.13	54.00	-3.87	3	Vertical	5	2.39
5.47-5.725GHz	-	-	-	-	-	-	-	-	-	-
802.11a_Nss1,(6Mbps)_2TX	Pass	PK	5.8568G	62.28	68.20	-5.92	3	Horizontal	310	1.21
802.11be EHT20_Nss1,(MCS0)_2TX	Pass	PK	5.9624G	62.56	68.20	-5.64	3	Vertical	35	2.90
802.11be EHT40_Nss1,(MCS0)_2TX	Pass	PK	5.9788G	62.10	68.20	-6.10	3	Horizontal	313	1.00
802.11be EHT80_Nss1,(MCS0)_2TX	Pass	AV	5.449G	42.38	54.00	-11.62	3	Horizontal	315	1.54
802.11be EHT160_Nss1,(MCS0)_2TX	Pass	PK	5.7296G	63.11	68.20	-5.09	3	Vertical	9	2.70

Result

Mode	Result	Type	Freq (Hz)	Level (dBuV/m)	Limit (dBuV/m)	Margin (dB)	Dist (m)	Condition	Azimuth (°)	Height (m)
802.11a_Nss1,(6Mbps)_2TX	-	-	-	-	-	-	-	-	-	-
5260MHz	Pass	AV	5.1454G	45.09	54.00	-8.91	3	Vertical	7	2.34
5260MHz	Pass	AV	5.2534G	100.97	Inf	-Inf	3	Vertical	7	2.34
5260MHz	Pass	AV	5.4088G	46.31	54.00	-7.69	3	Vertical	7	2.34
5260MHz	Pass	PK	5.149G	58.34	74.00	-15.66	3	Vertical	7	2.34
5260MHz	Pass	PK	5.2528G	111.13	Inf	-Inf	3	Vertical	7	2.34
5260MHz	Pass	PK	5.3878G	60.11	74.00	-13.89	3	Vertical	7	2.34
5260MHz	Pass	AV	5.146G	45.24	54.00	-8.76	3	Horizontal	313	1.70
5260MHz	Pass	AV	5.2546G	101.37	Inf	-Inf	3	Horizontal	313	1.70
5260MHz	Pass	AV	5.3518G	46.34	54.00	-7.66	3	Horizontal	313	1.70
5260MHz	Pass	PK	5.1454G	59.37	74.00	-14.63	3	Horizontal	313	1.70
5260MHz	Pass	PK	5.2546G	111.63	Inf	-Inf	3	Horizontal	313	1.70
5260MHz	Pass	PK	5.3974G	60.71	74.00	-13.29	3	Horizontal	313	1.70
5260MHz	Pass	PK	10.5148G	51.84	68.20	-16.36	3	Vertical	355	1.50
5260MHz	Pass	PK	10.51988G	52.07	68.20	-16.13	3	Horizontal	360	1.96
5300MHz	Pass	AV	5.2932G	100.23	Inf	-Inf	3	Vertical	8	2.31
5300MHz	Pass	AV	5.3604G	45.61	54.00	-8.39	3	Vertical	8	2.31
5300MHz	Pass	PK	5.2928G	110.51	Inf	-Inf	3	Vertical	8	2.31
5300MHz	Pass	PK	5.3628G	60.01	74.00	-13.99	3	Vertical	8	2.31
5300MHz	Pass	AV	5.2948G	101.13	Inf	-Inf	3	Horizontal	313	1.77
5300MHz	Pass	AV	5.3584G	45.62	54.00	-8.38	3	Horizontal	313	1.77
5300MHz	Pass	PK	5.2944G	111.32	Inf	-Inf	3	Horizontal	313	1.77
5300MHz	Pass	PK	5.3848G	59.98	74.00	-14.02	3	Horizontal	313	1.77
5300MHz	Pass	AV	10.60868G	38.15	54.00	-15.85	3	Vertical	67	1.50
5300MHz	Pass	PK	10.60284G	53.51	74.00	-20.49	3	Vertical	67	1.50
5300MHz	Pass	AV	10.60904G	38.16	54.00	-15.84	3	Horizontal	108	1.85
5300MHz	Pass	PK	10.60024G	52.41	74.00	-21.59	3	Horizontal	108	1.85
5320MHz	Pass	AV	5.3134G	100.36	Inf	-Inf	3	Vertical	7	2.41
5320MHz	Pass	AV	5.35G	45.64	54.00	-8.36	3	Vertical	7	2.41
5320MHz	Pass	PK	5.3136G	110.57	Inf	-Inf	3	Vertical	7	2.41
5320MHz	Pass	PK	5.3586G	59.67	74.00	-14.33	3	Vertical	7	2.41
5320MHz	Pass	AV	5.3244G	100.68	Inf	-Inf	3	Horizontal	314	1.67
5320MHz	Pass	AV	5.3502G	45.73	54.00	-8.27	3	Horizontal	314	1.67
5320MHz	Pass	PK	5.3246G	110.88	Inf	-Inf	3	Horizontal	314	1.67
5320MHz	Pass	PK	5.3562G	59.23	74.00	-14.77	3	Horizontal	314	1.67
5320MHz	Pass	AV	10.64112G	38.29	54.00	-15.71	3	Vertical	321	2.89
5320MHz	Pass	PK	10.63932G	52.73	74.00	-21.27	3	Vertical	321	2.89
5320MHz	Pass	AV	10.64156G	38.30	54.00	-15.70	3	Horizontal	103	1.50
5320MHz	Pass	PK	10.6474G	52.62	74.00	-21.38	3	Horizontal	103	1.50
5500MHz	Pass	AV	5.4534G	46.03	54.00	-7.97	3	Vertical	5	2.41
5500MHz	Pass	AV	5.4932G	102.02	Inf	-Inf	3	Vertical	5	2.41
5500MHz	Pass	PK	5.4584G	59.59	74.00	-14.41	3	Vertical	5	2.41
5500MHz	Pass	PK	5.4626G	59.94	68.20	-8.26	3	Vertical	5	2.41
5500MHz	Pass	PK	5.4976G	112.38	Inf	-Inf	3	Vertical	5	2.41
5500MHz	Pass	AV	5.4582G	46.02	54.00	-7.98	3	Horizontal	313	1.39
5500MHz	Pass	AV	5.4932G	101.48	Inf	-Inf	3	Horizontal	313	1.39
5500MHz	Pass	PK	5.4552G	59.45	74.00	-14.55	3	Horizontal	313	1.39
5500MHz	Pass	PK	5.4676G	60.09	68.20	-8.11	3	Horizontal	313	1.39
5500MHz	Pass	PK	5.493G	111.58	Inf	-Inf	3	Horizontal	313	1.39
5500MHz	Pass	AV	10.99012G	38.12	54.00	-15.88	3	Vertical	0	2.83
5500MHz	Pass	PK	10.99708G	53.09	74.00	-20.91	3	Vertical	0	2.83
5500MHz	Pass	AV	10.9904G	38.15	54.00	-15.85	3	Horizontal	117	2.80
5500MHz	Pass	PK	10.99056G	52.67	74.00	-21.33	3	Horizontal	117	2.80
5580MHz	Pass	AV	5.433G	45.83	54.00	-8.17	3	Vertical	23	2.28
5580MHz	Pass	AV	5.5728G	101.98	Inf	-Inf	3	Vertical	23	2.28
5580MHz	Pass	PK	5.4336G	59.71	74.00	-14.29	3	Vertical	23	2.28
5580MHz	Pass	PK	5.4672G	59.38	68.20	-8.82	3	Vertical	23	2.28
5580MHz	Pass	PK	5.5776G	112.86	Inf	-Inf	3	Vertical	23	2.28
5580MHz	Pass	PK	5.7294G	60.00	68.20	-8.20	3	Vertical	23	2.28
5580MHz	Pass	AV	5.4582G	45.84	54.00	-8.16	3	Horizontal	312	1.38
5580MHz	Pass	AV	5.5728G	100.78	Inf	-Inf	3	Horizontal	312	1.38