FCC Radio Test Report

FCC ID	:	**TOR-O435**
Equipment	:	**Wireless Access Point**
Brand Name	:	**ARISTA**
Model Name	:	**O-435 / O-435E**
Applicant	:	**Arista Networks, Inc. 5453 Great America Parkway, Santa Clara, CA 95054 USA**
Manufacturer	:	**Arista Networks, Inc. 5453 Great America Parkway, Santa Clara, CA 95054 USA**
Standard	:	**47 CFR FCC Part 15.407**

The product was received on Oct. 28, 2024, and testing was started from Nov. 12, 2024 and completed on Feb. 04, 2025. We, SPORTON INTERNATIONAL INC. Hsinhua Laboratory, would like to declare that the tested sample has been evaluated in accordance with the procedures given in ANSI C63.10-2013 and shown compliance with the applicable technical standards.

The test results in this report apply exclusively to the tested model / sample. Without written approval of SPORTON INTERNATIONAL INC. Hsinhua Laboratory, the test report shall not be reproduced except in full.

Jackson Tsai

Approved by: Jackson Tsai

SPORTON INTERNATIONAL INC. Hsinhua Laboratory

No.52, Huaya 1st Rd., Guishan Dist., Taoyuan City 333411, Taiwan (R.O.C.)

Table of Contents

HISTORY OF THIS TEST REPORT 3

SUMMARY OF TEST RESULT 4

1 GENERAL DESCRIPTION 5

1.1 Information 5
1.2 Testing Applied Standards 15
1.3 Testing Location Information 15
1.4 Measurement Uncertainty 16

2 TEST CONFIGURATION OF EUT 17

2.1 Test Channel Mode 17
2.2 The Worst Case Measurement Configuration 23
2.3 Accessories 24
2.4 Support Equipment 24
2.5 Test Setup Diagram 25

3 TRANSMITTER TEST RESULT 27

3.1 AC Power-line Conducted Emissions 27
3.2 Emission Bandwidth 29
3.3 Maximum Conducted Output Power 30
3.4 Peak Power Spectral Density 32
3.5 Unwanted Emissions 34

4 TEST EQUIPMENT AND CALIBRATION DATA 38

APPENDIX A. TEST RESULTS OF AC POWER-LINE CONDUCTED EMISSIONS

APPENDIX B. TEST RESULTS OF EMISSION BANDWIDTH

APPENDIX C. TEST RESULTS OF MAXIMUM CONDUCTED OUTPUT POWER

APPENDIX D. TEST RESULTS OF PEAK POWER SPECTRAL DENSITY

APPENDIX E. TEST RESULTS OF UNWANTED EMISSIONS

APPENDIX F. TEST RESULTS OF RADIATED EMISSION CO-LOCATION

APPENDIX G. TEST PHOTOS

PHOTOGRAPHS OF EUT V01

History of this test report

Report No.	Version	Description	Issued Date
FR4O0402AN	01	Initial issue of report	Mar. 11, 2025

Summary of Test Result

Report Clause	Ref. Std. Clause	Test Items	Result (PASS/FAIL)	Remark
1.1.2	15.203	Antenna Requirement	PASS	-
3.1	15.207	AC Power-line Conducted Emissions	PASS	-
3.2	15.407(a)	Emission Bandwidth	PASS	-
3.3	15.407(a)	Maximum Conducted Output Power	PASS	-
3.4	15.407(a)	Peak Power Spectral Density	PASS	-
3.5	15.407(b)	Unwanted Emissions	PASS	-

Declaration of Conformity:
The test results with all measurement uncertainty excluded are presented in accordance with the regulation limits or requirements declared by manufacturers.
Comments and explanations:
The EUT supports beamforming and CDD modes, and the CDD mode is the worst case. Therefore, all test items are evaluated in the report. The beamforming mode only evaluates the output power.

Reviewed by: Ryan Hsiao

Report Producer: Michelle Tsai

1 General Description

1.1 Information

1.1.1 RF General Information

Frequency Range (MHz)	IEEE Std. 802.11	Ch. Frequency (MHz)	Channel Number
5150-5250	a, n (HT20), ac (VHT20), ax (HEW20), be (EHT20)	5180-5240	36-48 [4]
5725-5850		5745-5825	149-165 [5]
5150-5250	n (HT40), ac (VHT40), ax (HEW40), be (EHT40)	5190-5230	38-46 [2]
5725-5850		5755-5795	151-159 [2]
5150-5250	ac (VHT80), ax (HEW80), be (EHT80)	5210	42 [1]
5725-5850		5775	155 [1]

Non-Beamforming_Radio 0_Full RU_O-435

Band	Mode	BWch	Nant
5.15-5.25GHz	802.11a	20	2TX
5.725-5.85GHz	802.11a	20	2TX
5.15-5.25GHz	802.11be EHT20	20	2TX
5.725-5.85GHz	802.11be EHT20	20	2TX
5.15-5.25GHz	802.11be EHT40	40	2TX
5.725-5.85GHz	802.11be EHT40	40	2TX
5.15-5.25GHz	802.11be EHT80	80	2TX
5.725-5.85GHz	802.11be EHT80	80	2TX

Non-Beamforming_Radio 2_Full RU_O-435

Band	Mode	BWch	Nant
5.15-5.25GHz	802.11a	20	2TX
5.725-5.85GHz	802.11a	20	2TX
5.15-5.25GHz	802.11be EHT20	20	2TX
5.725-5.85GHz	802.11be EHT20	20	2TX
5.15-5.25GHz	802.11be EHT40	40	2TX
5.725-5.85GHz	802.11be EHT40	40	2TX
5.15-5.25GHz	802.11be EHT80	80	2TX
5.725-5.85GHz	802.11be EHT80	80	2TX

Non-Beamforming_Radio 2_Multi-RU_O-435

Band	Mode	BWch	Nant
5.15-5.25GHz	802.11be EHT80	80	2TX
5.725-5.85GHz	802.11be EHT80	80	2TX

Non-Beamforming_Radio 2_Channel Puncturing_O-435

Band	Mode	BWch	Nant
5.15-5.25GHz	802.11be EHT80	80	2TX
5.725-5.85GHz	802.11be EHT80	80	2TX

Beamforming_Radio 0_O-435

Band	Mode	BWch	Nant
5.15-5.25GHz	802.11be EHT20-BF	20	2TX
5.725-5.85GHz	802.11be EHT20-BF	20	2TX
5.15-5.25GHz	802.11be EHT40-BF	40	2TX
5.725-5.85GHz	802.11be EHT40-BF	40	2TX
5.15-5.25GHz	802.11be EHT80-BF	80	2TX
5.725-5.85GHz	802.11be EHT80-BF	80	2TX

Beamforming_Radio 2_O-435

Band	Mode	BWch	Nant
5.15-5.25GHz	802.11be EHT20-BF	20	2TX
5.725-5.85GHz	802.11be EHT20-BF	20	2TX
5.15-5.25GHz	802.11be EHT40-BF	40	2TX
5.725-5.85GHz	802.11be EHT40-BF	40	2TX
5.15-5.25GHz	802.11be EHT80-BF	80	2TX
5.725-5.85GHz	802.11be EHT80-BF	80	2TX

Non-Beamforming_Radio 0_Full RU_O-435E

Band	Mode	BWch	Nant
5.15-5.25GHz	802.11a	20	2TX
5.725-5.85GHz	802.11a	20	2TX
5.15-5.25GHz	802.11be EHT20	20	2TX
5.725-5.85GHz	802.11be EHT20	20	2TX
5.15-5.25GHz	802.11be EHT40	40	2TX
5.725-5.85GHz	802.11be EHT40	40	2TX
5.15-5.25GHz	802.11be EHT80	80	2TX
5.725-5.85GHz	802.11be EHT80	80	2TX

Non-Beamforming_Radio 2_Full RU_O-435E

Band	Mode	BWch	Nant
5.15-5.25GHz	802.11a	20	2TX
5.725-5.85GHz	802.11a	20	2TX
5.15-5.25GHz	802.11be EHT20	20	2TX
5.725-5.85GHz	802.11be EHT20	20	2TX
5.15-5.25GHz	802.11be EHT40	40	2TX
5.725-5.85GHz	802.11be EHT40	40	2TX
5.15-5.25GHz	802.11be EHT80	80	2TX
5.725-5.85GHz	802.11be EHT80	80	2TX

Non-Beamforming_Radio 2_Multi-RU_O-435E

Band	Mode	BWch	Nant
5.15-5.25GHz	802.11be EHT80	80	2TX
5.725-5.85GHz	802.11be EHT80	80	2TX

Non-Beamforming_Radio 2_Channel Puncturing_O-435E

Band	Mode	BWch	Nant
5.15-5.25GHz	802.11be EHT80	80	2TX
5.725-5.85GHz	802.11be EHT80	80	2TX

Beamforming_Radio 0_O-435E

Band	Mode	BWch	Nant
5.15-5.25GHz	802.11be EHT20-BF	20	2TX
5.725-5.85GHz	802.11be EHT20-BF	20	2TX
5.15-5.25GHz	802.11be EHT40-BF	40	2TX
5.725-5.85GHz	802.11be EHT40-BF	40	2TX
5.15-5.25GHz	802.11be EHT80-BF	80	2TX
5.725-5.85GHz	802.11be EHT80-BF	80	2TX

Beamforming_Radio 2_O-435E

Band	Mode	BWch	Nant
5.15-5.25GHz	802.11be EHT20-BF	20	2TX
5.725-5.85GHz	802.11be EHT20-BF	20	2TX
5.15-5.25GHz	802.11be EHT40-BF	40	2TX
5.725-5.85GHz	802.11be EHT40-BF	40	2TX
5.15-5.25GHz	802.11be EHT80-BF	80	2TX
5.725-5.85GHz	802.11be EHT80-BF	80	2TX

Note:
- 11a, HT20 and HT40 use a combination of OFDM-BPSK, QPSK, 16QAM, 64QAM modulation.
- VHT20, VHT40, VHT80 use a combination of OFDM-BPSK, QPSK, 16QAM, 64QAM, 256QAM modulation.
- HEW20, HEW40, HEW80 use a combination of OFDMA-BPSK, QPSK, 16QAM, 64QAM, 256QAM, 1024QAM modulation.
- EHT20, EHT40, EHT80 use a combination of OFDMA-BPSK, QPSK, 16QAM, 64QAM, 256QAM, 1024QAM, 4096QAM modulation.
- BWch is the nominal channel bandwidth.
- Evaluated EHT20/EHT40/EHT80 mode only due to the similar modulation. The power setting of HT20/HT40/VHT20/VHT40/VHT80/HEW20/HEW40/HEW80 mode are the same or lower than EHT20/EHT40/EHT80.

1.1.2 MRU (static preamble puncturing)

RU-tone	MRU(static preamble puncturing)	Bandwidth(MHz)	5GHz Test CH						
		80	CH42	CH58	CH106	CH122	CH138	CH155	CH171
484+242	1	242 484	--	V	--	V	V	V	V
	2	242 484	V	V	V	V	V	V	V
	3	484 242	V	V	V	V	V	V	V
	4	484 242	V	--	V	V	--	V	--

RU-tone	MRU(static preamble puncturing)	Bandwidth(MHz)	5GHz Test CH		
		160	CH50	CH114	CH163
996+484	1	484 996	--	V	--
	2	484 996	V	V	V
	3	996 484	V	V	V
	4	996 484	V	--	V
996+484+242	1	242 484 996	--	V	V
	2	242 484 996	V	V	V
	3	484 242 996	V	V	V
	4	484 242 996	V	V	V
	5	996 242 484	V	V	V
	6	996 242 484	V	V	V
	7	996 484 242	V	V	V
	8	996 484 242	V	--	V

1.1.3 Worst case of MRU (static preamble puncturing) evaluation procedure

1. Complete test Full RU BE & PSD
2. Measure the PSD of each MRU(static preamble puncturing) by conducted method and it is less than the Full RU conducted PSD.
3. Measure the Band edge emission of each MRU(static preamble puncturing) by conducted method and find out the MRU(static preamble puncturing) worst case configuration
4. Follow step 3 to find the worst MRU(static preamble puncturing) configuration and perform radiated unwanted emission testing
5. Confirm whether the worst MRU(static preamble puncturing) configuration setting in steps 3 and step 4 is the same. If there is a channel where the setting drops due to the test in step 4, the PSD of MRU(static preamble puncturing) needs to be retested.

1.1.4 Antenna Information

O-435

Ant.	Brand	Model Name	Antenna Type	Connector	Support	Radio
1	WHAYU	C393-510240-A	PIFA	I-Pex	6G	Radio 2
2	WHAYU	C393-510240-A	PIFA	I-Pex	6G	Radio 2
3	WHAYU	C393-510240-A	PIFA	I-Pex	2.4G+5G+6G	Radio 0
4	WHAYU	C393-510240-A	PIFA	I-Pex	2.4G+5G+6G	Radio 0
5	WHAYU	C393-510240-A	PIFA	I-Pex	2.4G+5G	Radio 1+Radio 2
6	WHAYU	C393-510240-A	PIFA	I-Pex	2.4G+5G	Radio 1+Radio 2
7	WHAYU	C393-510240-A	PIFA	I-Pex	BT	-
8	WHAYU	C393-510240-A	PIFA	I-Pex	GPS	-

Ant.	Port	Gain (dBi)										
		2.4G	UNII-1	UNII-2A	UNII-2C	UNII-3	UNII-5	UNII-6	UNII-7	UNII-8	BT	GPS
1	1	-	-	-	-	-	5.72	5.17	3.67	4.67	-	-
2	2	-	-	-	-	-	5.85	5.09	4.29	3.84	-	-
3	1	3.1	5.33	5.97	4.41	3.32	5	4.13	4.87	3.99	-	-
4	2	3.26	4.32	4.56	5.26	4.37	4.41	5.15	4.7	3.73	-	-
5	1	2.85	3.69	3.89	4.64	4.83	-	-	-	-	-	-
6	2	2.54	3.35	4.34	5.05	3.83	-	-	-	-	-	-
7	1	-	-	-	-	-	-	-	-	-	6.3	-
8	1	-	-	-	-	-	-	-	-	-	-	2.7

Composite Gain (dBi)										
Ant.		2.4G	UNII-1	UNII-2A	UNII-2C	UNII-3	UNII-5	UNII-6	UNII-7	UNII-8
1~2	DG [1SS]	-	-	-	-	-	6.2	6.74	5.04	5.54
	DG [2SS]	-	-	-	-	-	5.85	5.17	4.29	4.67
3~4	DG [1SS]	5.22	6.59	6.67	6.55	5.22	6.23	6.48	6.18	5.51
	DG [2SS]	3.26	5.33	5.97	5.26	4.37	5	5.15	4.87	3.99
5~6	DG [1SS]	4.24	5.3	4.88	5.54	4.84	-	-	-	-
	DG [2SS]	2.85	3.69	4.34	5.05	4.83	-	-	-	-

Note 1: The composite gain is derived as KDB 662911 D03 v01 which was used as directional gain. For more detail information, please refer to the Antenna Pattern Report AP4O0402.

O-435E

Ant.	Brand	Model Name	Antenna Type	Connector	Support	Radio
1	WHAYU	C393-510293-A	Panel	N-type	6G	Radio 2
2	WHAYU	C393-510293-A	Panel	N-type	6G	Radio 2
3	WHAYU	C393-510293-A	Panel	N-type	2.4G+5G+6G	Radio 0
4	WHAYU	C393-510293-A	Panel	N-type	2.4G+5G+6G	Radio 0
5	WHAYU	C393-510293-A	Panel	N-type	2.4G+5G	Radio 1+Radio 2
6	WHAYU	C393-510293-A	Panel	N-type	2.4G+5G	Radio 1+Radio 2
7	WHAYU	C393-510240-A	PIFA	I-Pex	BT	-
8	WHAYU	C393-510240-A	PIFA	I-Pex	GPS	-

Ant.	Port	Gain (dBi)										
		2.4G	UNII-1	UNII-2A	UNII-2C	UNII-3	UNII-5	UNII-6	UNII-7	UNII-8	BT	GPS
1	1	-	-	-	-	-	5.39	3.98	4.51	-	-	-
2	2	-	-	-	-	-	5.98	4.5	5.14	-	-	-
3	1	6.81	5.79	4.86	5.61	5.53	5.95	3.51	4.58	-	-	-
4	2	7.22	4.63	4.62	5.1	4.48	4.99	3.7	4.09	-	-	-
5	1	6.39	4.74	4.75	5.31	4.52	-	-	-	-	-	-
6	2	6.66	4.79	4.45	5.32	5.16	-	-	-	-	-	-
7	1	-	-	-	-	-	-	-	-	-	6.5	-
8	1	-	-	-	-	-	-	-	-	-	-	3.6

Note 2: Directional gain information

	Maximum Output Power	Power Spectral Density
Non-BF	Directional gain = Max.gain + array gain. For power measurements on IEEE 802.11 devices Array Gain = 0 dB (i.e., no array gain) for N ANT ≤ 4	$DirectionalGain = 10 \cdot \log\left[\frac{\sum_{j=1}^{N_{SS}}\left\{\sum_{k=1}^{N_{ANT}} g_{j,k}\right\}^2}{N_{ANT}}\right]$
BF	$DirectionalGain = 10 \cdot \log\left[\frac{\sum_{j=1}^{N_{SS}}\left\{\sum_{k=1}^{N_{ANT}} g_{j,k}\right\}^2}{N_{ANT}}\right]$	$DirectionalGain = 10 \cdot \log\left[\frac{\sum_{j=1}^{N_{SS}}\left\{\sum_{k=1}^{N_{ANT}} g_{j,k}\right\}^2}{N_{ANT}}\right]$

Note 3: The EUT has eight antennas.
For 2.4GHz function:
For IEEE 802.11 b/g/n/VHT/ax/be mode (2TX/2RX) **< Radio 0 >**
Ant. 3 (port 1) and Ant. 4 (port 2) could receive simultaneously.
For IEEE 802.11 b/g/n/VHT/ax/be mode (2TX/2RX) **< Radio 1 >**
Ant. 5 (port 1) and Ant. 6 (port 2) could receive simultaneously.
For 5GHz function:
For IEEE 802.11 a/n/ac/ax/be mode(2TX/2RX) **< Radio 0 >**
Ant. 3 (port 1) and Ant. 4 (port 2) could receive simultaneously.
For IEEE 802.11 a/n/ac/ax/be mode(2TX/2RX) **< Radio 2 >**
Ant. 5 (port 1) and Ant. 6 (port 2) could receive simultaneously
For 6GHz function:
For IEEE 802.11 ax/be mode(2TX/2RX) **< Radio 0 >**
Ant. 3 (port 1) and Ant. 4 (port 2) could receive simultaneously.
For IEEE 802.11 ax/be mode(2TX/2RX) **< Radio 2 >**
Ant. 1 (port 1) and Ant. 2 (port 2) could receive simultaneously
For BT function:
For IEEE 802.15.1 Bluetooth mode (1TX/1RX)
Ant. 7 (port 1) could transmit/receive.

1.1.5 EUT Information

Operational Condition				
EUT Power Type	From PoE			
EUT Function	☒	Outdoor AP (Radio 2)	☐	Indoor AP
	☐	Fixed P2P AP	☒	Client (Radio 0)
Beamforming Function	☒	With beamforming	☐	Without beamforming
Resource Unit	☒	Full RU	☒	Partial RU
	☒	MRU(static preamble puncturing)	☐	MRU(dynamic preamble puncturing)

Type of EUT		
☒	Stand-alone	
☐	Combined (EUT where the radio part is fully integrated within another device)	
	Combined Equipment - Brand Name / Model No.:	…
☐	Plug-in radio (EUT intended for a variety of host systems)	
	Host System - Brand Name / Model No.:	
☐	Other:	

1.1.6 Table for Multiple Listing

Model Name	Description
O-435	Wi-Fi Internal Antenna
O-435E	Wi-Fi External Antenna

1.1.7 Mode Test Duty Cycle

Non-Beamforming_Radio 0_Full RU_O-435

Mode	DC	DCF (dB)	T (s)	VBW (Hz)_1/T
802.11a_Nss1,(6Mbps)_2TX	0.949	0.23	1.981m	1k
802.11be EHT20_Nss1,(MCS0)_2TX	0.996	0.02	n/a (DC>=0.98)	n/a (DC>=0.98)
802.11be EHT40_Nss1,(MCS0)_2TX	0.998	0.01	n/a (DC>=0.98)	n/a (DC>=0.98)
802.11be EHT80_Nss1,(MCS0)_2TX	0.997	0.01	n/a (DC>=0.98)	n/a (DC>=0.98)

Note. If DC < 0.98, the DCF was added while measuring Output power and PSD.

Non-Beamforming_Radio 2_Full RU_O-435

Mode	DC	DCF (dB)	T (s)	VBW (Hz)_1/T
802.11a_Nss1,(6Mbps)_2TX	0.987	0.06	n/a (DC>=0.98)	n/a (DC>=0.98)
802.11be EHT20_Nss1,(MCS0)_2TX	0.997	0.01	n/a (DC>=0.98)	n/a (DC>=0.98)
802.11be EHT40_Nss1,(MCS0)_2TX	0.997	0.01	n/a (DC>=0.98)	n/a (DC>=0.98)
802.11be EHT80_Nss1,(MCS0)_2TX	0.997	0.01	n/a (DC>=0.98)	n/a (DC>=0.98)
802.11be EHT160_Nss1,(MCS0)_2TX	0.997	0.01	n/a (DC>=0.98)	n/a (DC>=0.98)

Note. If DC < 0.98, the DCF was added while measuring Output power and PSD.

Non-Beamforming_Radio 2_Multi-RU_O-435

Mode	DC	DCF (dB)	T (s)	VBW (Hz)_1/T
802.11be EHT80_Nss1,(MCS0)_2TX	0.997	0.01	n/a (DC>=0.98)	n/a (DC>=0.98)

Note. If DC < 0.98, the DCF was added while measuring Output power and PSD.

Non-Beamforming_Radio 2_Channel Puncturing_O-435

Mode	DC	DCF (dB)	T (s)	VBW (Hz)_1/T
802.11be EHT80_Nss1,(MCS0)_2TX	0.997	0.01	n/a (DC>=0.98)	n/a (DC>=0.98)

Note. If DC < 0.98, the DCF was added while measuring Output power and PSD.

Beamforming_Radio 0_O-435

Mode	DC	DCF (dB)	T (s)	VBW (Hz)_1/T
802.11be EHT20-BF_Nss1,(MCS0)_2TX	0.996	0.02	n/a (DC>=0.98)	n/a (DC>=0.98)
802.11be EHT40-BF_Nss1,(MCS0)_2TX	0.998	0.01	n/a (DC>=0.98)	n/a (DC>=0.98)
802.11be EHT80-BF_Nss1,(MCS0)_2TX	0.997	0.01	n/a (DC>=0.98)	n/a (DC>=0.98)

Note. If DC < 0.98, the DCF was added while measuring Output power and PSD.

Beamforming_Radio 2_O-435

Mode	DC	DCF (dB)	T (s)	VBW (Hz)_1/T
802.11be EHT20-BF_Nss1,(MCS0)_2TX	0.997	0.01	n/a (DC>=0.98)	n/a (DC>=0.98)
802.11be EHT40-BF_Nss1,(MCS0)_2TX	0.997	0.01	n/a (DC>=0.98)	n/a (DC>=0.98)
802.11be EHT80-BF_Nss1,(MCS0)_2TX	0.997	0.01	n/a (DC>=0.98)	n/a (DC>=0.98)

Note. If DC < 0.98, the DCF was added while measuring Output power and PSD.

Non-Beamforming_Radio 0_Full RU_O-435E

Mode	DC	DCF (dB)	T (s)	VBW (Hz)_1/T
802.11a_Nss1,(6Mbps)_2TX	0.992	0.03	1.977m	10Hz (DC>=0.98)
802.11be EHT20_Nss1,(MCS0)_2TX	0.997	0.01	5.454m	10Hz (DC>=0.98)
802.11be EHT40_Nss1,(MCS0)_2TX	0.997	0.01	5.453m	10Hz (DC>=0.98)
802.11be EHT80_Nss1,(MCS0)_2TX	0.997	0.01	5.453m	10Hz (DC>=0.98)

Note. If DC < 0.98, the DCF was added while measuring Output power and PSD.

Non-Beamforming_Radio 2_Full RU_O-435E

Mode	DC	DCF (dB)	T (s)	VBW (Hz)_1/T
802.11a_Nss1,(6Mbps)_2TX	0.992	0.03	n/a (DC>=0.98)	n/a (DC>=0.98)
802.11be EHT20_Nss1,(MCS0)_2TX	0.997	0.01	n/a (DC>=0.98)	n/a (DC>=0.98)
802.11be EHT40_Nss1,(MCS0)_2TX	0.997	0.01	n/a (DC>=0.98)	n/a (DC>=0.98)
802.11be EHT80_Nss1,(MCS0)_2TX	0.997	0.01	n/a (DC>=0.98)	n/a (DC>=0.98)

Note. If DC < 0.98, the DCF was added while measuring Output power and PSD.

Non-Beamforming_Radio 2_Multi-RU_O-435E

Mode	DC	DCF (dB)	T (s)	VBW (Hz)_1/T
802.11be EHT80_Nss1,(MCS0)_2TX	0.997	0.01	n/a (DC>=0.98)	n/a (DC>=0.98)

Note. If DC < 0.98, the DCF was added while measuring Output power and PSD.

Non-Beamforming_Radio 2_Channel Puncturing_O-435E

Mode	DC	DCF (dB)	T (s)	VBW (Hz)_1/T
802.11be EHT80_Nss1,(MCS0)_2TX	0.997	0.01	n/a (DC>=0.98)	n/a (DC>=0.98)

Note. If DC < 0.98, the DCF was added while measuring Output power and PSD.

Beamforming_Radio 0_O-435E

Mode	DC	DCF (dB)	T (s)	VBW (Hz)_1/T
802.11be EHT20-BF_Nss1,(MCS0)_2TX	0.997	0.01	n/a (DC>=0.98)	n/a (DC>=0.98)
802.11be EHT40-BF_Nss1,(MCS0)_2TX	0.997	0.01	n/a (DC>=0.98)	n/a (DC>=0.98)
802.11be EHT80-BF_Nss1,(MCS0)_2TX	0.997	0.01	n/a (DC>=0.98)	n/a (DC>=0.98)

Note. If DC < 0.98, the DCF was added while measuring Output power and PSD.

Beamforming_Radio 2_O-435E

Mode	DC	DCF (dB)	T (s)	VBW (Hz)_1/T
802.11be EHT20-BF_Nss1,(MCS0)_2TX	0.997	0.01	n/a (DC>=0.98)	n/a (DC>=0.98)
802.11be EHT40-BF_Nss1,(MCS0)_2TX	0.997	0.01	n/a (DC>=0.98)	n/a (DC>=0.98)
802.11be EHT80-BF_Nss1,(MCS0)_2TX	0.997	0.01	n/a (DC>=0.98)	n/a (DC>=0.98)

Note. If DC < 0.98, the DCF was added while measuring Output power and PSD.

1.2 Testing Applied Standards

According to the specifications of the manufacturer, the EUT must comply with the requirements of the following standards:

- 47 CFR FCC Part 15
- ANSI C63.10-2013
- KDB 789033 D02 v02r01

The following reference test guidance is not within the scope of accreditation of TAF:

- KDB 662911 D01 v02r01
- KDB 662911 D03 v01
- KDB 414788 D01 v01r01

1.3 Testing Location Information

Test Lab.：Sporton International Inc. Hsinhua Laboratory				
☒ Hsinhua	**ADD:** No.52, Huaya 1st Rd., Guishan Dist., Taoyuan City 333411, Taiwan (R.O.C.)			
(TAF: 3785**)**	**TEL:** 886-3-327-3456		**FAX:** 886-3-327-0973	
Test site Designation No. TW3785 with FCC.				
Test Condition	**Test Site No.**	**Test Engineer**	**Test Environment**	**Test Date**
AC Conduction	CO04-HY	Simon Cheng	22.1~23.6°C / 53~58%	04/Dec/2024
RF Conducted (Radio 2_Multi-RU)	TH07-HY	Yuna Lin	22.9~23.5°C / 53~56%	08/Jan/2025~09/Jan/2025
Radiated (Radio 2_Multi-RU _O-435E)	03CH03-HY	Simon Cheng	22.1~23.2°C / 50~53%	15/Jan/2025
Radiated (Co-location)	03CH02-HY	Vasari Huang	20.1~20.6°C / 51~55%	22/Jan/2025

Test Lab.：Sporton International Inc. Hsinhua Laboratory				
☒ Wenhua 3rd. (TAF: 3785)	ADD: No. 58, Aly. 75, Ln. 564, Wenhua 3rd Rd., Guishan Dist. Taoyuan City 333, Taiwan (R.O.C.)			
	TEL: 886-3-327-0868			
Test site Designation No. TW0036 with FCC.				
Test Condition	**Test Site No.**	**Test Engineer**	**Test Environment**	**Test Date**
RF Conducted (Full RU& Beamforming)	TH06-HY	Johnny Yu	22.9~23.5°C / 53~56%	21/Nov/2024~31/Dec/2024
RF Conducted (Radio 2_Channel Puncturing)	TH06-HY	Johnny Yu	22.9~23.5°C / 53~56%	21/Nov/2024~14/Jan/2025
Radiated (Radio 0_Full RU_O-435)	03CH25-HY	Rian Chung	21.8~22.5°C / 51~53%	24/Nov/2024~27/Nov/2024
Radiated (Radio 2_Full RU_O-435)	03CH25-HY	Rian Chung	21.6~22.9°C / 50~53%	12/Nov/2024~14/Nov/2024
Radiated (Radio 2_Multi-RU _O-435)	03CH25-HY	Henry Ho	22.1~22.9°C / 51~53%	09/Jan/2025
Radiated (Radio 2_Puncturing _O-435)	03CH25-HY	Rian Chung	20.1~21.3°C / 53~57%	24/Nov/2024
Radiated (Radio 0_Full RU_O-435E)	03CH25-HY	Rian Chung	21.8~22.5°C / 51~53%	26/Nov/2024~04/Feb/2025
Radiated (Radio 2_Full RU_O-435E)	03CH25-HY	Rian Chung	21.8~22.9°C / 50~53%	19/Nov/2024~04/Feb/2025
Radiated (Radio 2_Puncturing _O-435E)	03CH25-HY	Rian Chung	21.4~22.6°C / 53~57%	08/Dec/2024
Radiated (Elevation above 30°_O-435)	03CH25-HY	Rian Chung	19.1~20.5°C / 51~53%	07/Jan/2025
Radiated (Elevation above 30°_O-435E)	03CH26-HY	Ivan Chung	20.2~21.1°C / 51~52%	02/Jan/2025~06/Jan/2025

1.4 Measurement Uncertainty

ISO/IEC 17025 requires that an estimate of the measurement uncertainties associated with the emissions test results be included in the report. The measurement uncertainties given below are based on a 95% confidence level (based on a coverage factor (k=2)

Test Items	Uncertainty	Remark
AC Power-line Conducted Emissions	4.53 dB	Confidence levels of 95%
Emission Bandwidth	3 MHz	Confidence levels of 95%
Maximum Conducted Output Power	2 dB	Confidence levels of 95%
Power Spectral Density	2 dB	Confidence levels of 95%
Unwanted Emissions	4.8 dB	Confidence levels of 95%
Temperature	0.41 °C	Confidence levels of 95%
Humidity	3.4 %	Confidence levels of 95%

2 Test Configuration of EUT

2.1 Test Channel Mode

Test Software Version	dart_conn.win.1.0_installer_00099

Non-Beamforming_Radio 0_Full RU_O-435

Mode	Power Setting
802.11a_Nss1,(6Mbps)_2TX	-
5180MHz	17.5
5200MHz	17.5
5240MHz	17.5
5745MHz	17.5
5785MHz	17.5
5825MHz	17.5
802.11be EHT20_Nss1,(MCS0)_2TX	-
5180MHz	17.5
5200MHz	17.5
5240MHz	17.5
5745MHz	17.5
5785MHz	17.5
5825MHz	17.5
802.11be EHT40_Nss1,(MCS0)_2TX	-
5190MHz	17.5
5230MHz	17.5
5755MHz	17.5
5795MHz	17.5
802.11be EHT80_Nss1,(MCS0)_2TX	-
5210MHz	17.5
5775MHz	17.5

Non-Beamforming_Radio 2_Full RU_O-435

Mode	Power Setting
802.11a_Nss1,(6Mbps)_2TX	-
5180MHz	17
5200MHz	17
5240MHz	17
5745MHz	17
5785MHz	17
5825MHz	17
802.11be EHT20_Nss1,(MCS0)_2TX	-
5180MHz	17
5200MHz	17
5240MHz	17
5745MHz	17
5785MHz	17
5825MHz	17
802.11be EHT40_Nss1,(MCS0)_2TX	-
5190MHz	17
5230MHz	17
5755MHz	17
5795MHz	17
802.11be EHT80_Nss1,(MCS0)_2TX	-
5210MHz	17
5775MHz	17

Non-Beamforming_Radio 2_Multi-RU_O-435

Mode	Power Setting
802.11be EHT80_Nss1,(MCS0),RU484+RU242 MRU 3_2TX	-
5210MHz	14.5
802.11be EHT80_Nss1,(MCS0),RU242+RU242 MRU 1_2TX	-
5210MHz	13
802.11be EHT80_Nss1,(MCS0),RU484+RU242 MRU 3_2TX	-
5775MHz	14
802.11be EHT80_Nss1,(MCS0),RU242+RU242 MRU 1_2TX	-
5775MHz	12.5

Non-Beamforming_Radio 2_Channel Puncturing_O-435

Mode	Power Setting
802.11be EHT80_Nss1,(MCS0),RU484+RU242 CP 1_2TX	-
5210MHz	15
802.11be EHT80_Nss1,(MCS0),RU484+RU242 CP 2_2TX	-
5210MHz	15
802.11be EHT80_Nss1,(MCS0),RU484+RU242 CP 3_2TX	-
5210MHz	15
802.11be EHT80_Nss1,(MCS0),RU484+RU242 CP 4_2TX	-
5210MHz	15
802.11be EHT80_Nss1,(MCS0),RU484+RU242 CP 1_2TX	-
5775MHz	15
802.11be EHT80_Nss1,(MCS0),RU484+RU242 CP 2_2TX	-
5775MHz	14.5
802.11be EHT80_Nss1,(MCS0),RU484+RU242 CP 3_2TX	-
5775MHz	14.5
802.11be EHT80_Nss1,(MCS0),RU484+RU242 CP 4_2TX	-
5775MHz	14.5

Beamforming_Radio 0_O-435

Mode	Power Setting
802.11be EHT20-BF_Nss1,(MCS0)_2TX	-
5180MHz	16
5200MHz	16
5240MHz	16
5745MHz	17.5
5785MHz	17.5
5825MHz	17.5
802.11be EHT40-BF_Nss1,(MCS0)_2TX	-
5190MHz	16
5230MHz	16
5755MHz	17.5
5795MHz	17.5
802.11be EHT80-BF_Nss1,(MCS0)_2TX	-
5210MHz	16
5775MHz	17.5

Beamforming_Radio 2_O-435

Mode	Power Setting
802.11be EHT20-BF_Nss1,(MCS0)_2TX	-
5180MHz	15.5
5200MHz	15.5
5240MHz	15.5
5745MHz	17
5785MHz	17
5825MHz	17
802.11be EHT40-BF_Nss1,(MCS0)_2TX	-
5190MHz	15.5
5230MHz	15.5
5755MHz	17
5795MHz	17
802.11be EHT80-BF_Nss1,(MCS0)_2TX	-
5210MHz	15.5
5775MHz	17

Non-Beamforming_Radio 0_Full RU_O-435E

Mode	Power Setting
802.11a_Nss1,(6Mbps)_2TX	-
5180MHz	17.5
5200MHz	17.5
5240MHz	17.5
5745MHz	17.5
5785MHz	17.5
5825MHz	17.5
802.11be EHT20_Nss1,(MCS0)_2TX	-
5180MHz	17.5
5200MHz	17.5
5240MHz	17.5
5745MHz	17.5
5785MHz	17.5
5825MHz	17.5
802.11be EHT40_Nss1,(MCS0)_2TX	-
5190MHz	17.5
5230MHz	17.5
5755MHz	17.5
5795MHz	17.5
802.11be EHT80_Nss1,(MCS0)_2TX	-
5210MHz	17.5
5775MHz	17.5

Non-Beamforming_Radio 2_Full RU_O-435E

Mode	Power Setting
802.11a_Nss1,(6Mbps)_2TX	-
5180MHz	17
5200MHz	17
5240MHz	17
5745MHz	17
5785MHz	17
5825MHz	17
802.11be EHT20_Nss1,(MCS0)_2TX	-
5180MHz	17
5200MHz	17
5240MHz	17
5745MHz	17
5785MHz	17
5825MHz	17
802.11be EHT40_Nss1,(MCS0)_2TX	-
5190MHz	17
5230MHz	17
5755MHz	17
5795MHz	17
802.11be EHT80_Nss1,(MCS0)_2TX	-
5210MHz	17
5775MHz	17

Non-Beamforming_Radio 2_Multi-RU_O-435E

Mode	Power Setting
802.11be EHT80_Nss1,(MCS0),RU484+RU242 MRU 3_2TX	-
5210MHz	16
802.11be EHT80_Nss1,(MCS0),RU242+RU242 MRU 1_2TX	-
5210MHz	14
802.11be EHT80_Nss1,(MCS0),RU484+RU242 MRU 3_2TX	-
5775MHz	15.5
802.11be EHT80_Nss1,(MCS0),RU242+RU242 MRU 1_2TX	-
5775MHz	14

Non-Beamforming_Radio 2_Channel Puncturing_O-435E

Mode	Power Setting
802.11be EHT80_Nss1,(MCS0),RU484+RU242 CP 4_2TX	-
5210MHz	14.5
802.11be EHT80_Nss1,(MCS0),RU484+RU242 CP 3_2TX	-
5775MHz	14.5

Beamforming_Radio 0_O-435E

Mode	Power Setting
802.11be EHT20-BF_Nss1,(MCS0)_2TX	-
5180MHz	15
5200MHz	15
5240MHz	15
5745MHz	17.5
5785MHz	17.5
5825MHz	17.5
802.11be EHT40-BF_Nss1,(MCS0)_2TX	-
5190MHz	15
5230MHz	15
5755MHz	17.5
5795MHz	17.5
802.11be EHT80-BF_Nss1,(MCS0)_2TX	-
5210MHz	15
5775MHz	17.5

Beamforming_Radio 2_O-435E

Mode	Power Setting
802.11be EHT20-BF_Nss1,(MCS0)_2TX	-
5180MHz	14
5200MHz	14
5240MHz	14
5745MHz	17
5785MHz	17
5825MHz	17
802.11be EHT40-BF_Nss1,(MCS0)_2TX	-
5190MHz	14
5230MHz	14
5755MHz	17
5795MHz	17
802.11be EHT80-BF_Nss1,(MCS0)_2TX	-
5210MHz	14
5775MHz	17

2.2 The Worst Case Measurement Configuration

The Worst Case Mode for Following Conformance Tests	
Tests Item	AC power-line conducted emissions
Condition	AC power-line conducted measurement for line and neutral Test Voltage: 120Vac / 60Hz
Operating Mode	CTX
1	PoE Mode

The Worst Case Mode for Following Conformance Tests	
Tests Item	Emission Bandwidth Maximum Conducted Output Power Peak Power Spectral Density
Test Condition	Conducted measurement at transmit chains

The Worst Case Mode for Following Conformance Tests	
Tests Item	Unwanted Emissions
Test Condition	Radiated measurement If EUT consist of multiple antenna assembly (multiple antenna are used in EUT regardless of spatial multiplexing MIMO configuration), the radiated test should be performed with highest antenna gain of each antenna type.
Operating Mode < 1GHz	CTX
1	PoE Mode
Operating Mode > 1GHz	CTX
Orthogonal Planes of EUT	**Y Plane**

The Worst Case Mode for Following Conformance Tests	
Tests Item	Simultaneous Transmission Analysis
Operating Mode	CTX
1	Radio 1 (2.4G) + Radio 2 (5G B1, B4) + Radio 0 (2.4G) + Bluetooth
2	Radio 1 (2.4G) + Radio 2 (5G B1, B4) + Radio 0 (5G B1, B4) + Bluetooth
Refer to Sporton Test Report No.: FA4O0402 for Co-location RF Exposure Evaluation and Appendix G for Radiated Emission Co-location.	

2.3 Accessories

Accessories				
Pole mount 1	Brand Name	ARISTA	Model Name	M/E KIT ASSY (BRACKET)
Pole mount 2	Brand Name	ARISTA	Model Name	M/E KIT ASSY (Cable ties)

Reminder: Regarding to more detail and other information, please refer to user manual.

2.4 Support Equipment

Support Equipment – AC Conduction					
No.	**Equipment**	**Brand Name**	**Model Name**	**FCC ID**	**Remark**
1	External Antenna	WHAYU	C393-510293-A	-	Provided by Customer
2	RJ-45 Cable	Power sync	CAT-6E-03	-	-
3	PoE	PHIHONG	POE20U-560(G)	-	-

Support Equipment – Conducted					
No.	**Equipment**	**Brand Name**	**Model Name**	**FCC ID**	**Remark**
1	Notebook	DELL	E5410	-	-
2	Adapter for NB	DELL	HA65NM130	-	-

Support Equipment – Radiated					
No.	**Equipment**	**Brand Name**	**Model Name**	**FCC ID**	**Remark**
1	RJ-45 Cable	Power sync	CAT-6E-03	-	-
2	External Antenna	WHAYU	C393-510293-A	-	Provided by Customer
3	PoE	PHIHONG	POE20U-560(G)	-	Remote

2.5 Test Setup Diagram

Test Setup Diagram – AC Line Conducted Emission Test (O-435)

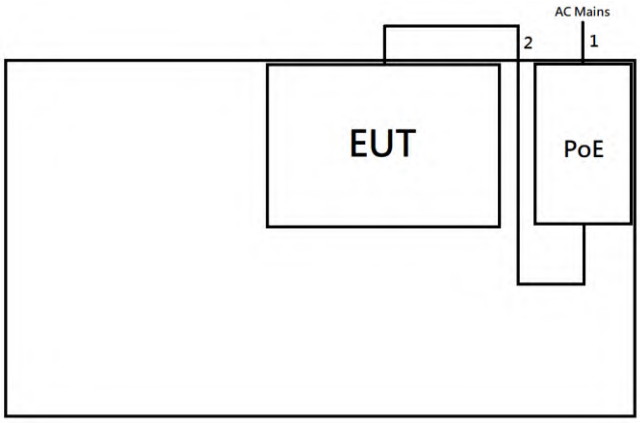

Item	Connection	Shielded	Length(m)	Remark
1	AC Power Cable	No	1.8	-
2	RJ45 Cable	No	3.0	-

Test Setup Diagram – AC Line Conducted Emission Test (O-435E)

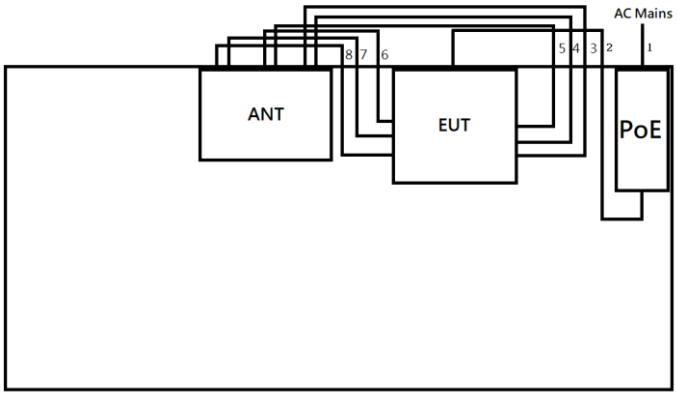

Item	Connection	Shielded	Length(m)	Remark
1	AC Power Cable	No	1.8	-
2	RJ45 Cable	No	3.0	-
3	RF cable	No	2.0	-
4	RF cable	No	2.0	-
5	RF cable	No	2.0	-
6	RF cable	No	2.0	-
7	RF cable	No	2.0	-
8	RF cable	No	2.0	-

Test Setup Diagram - Radiated Test (O-435)

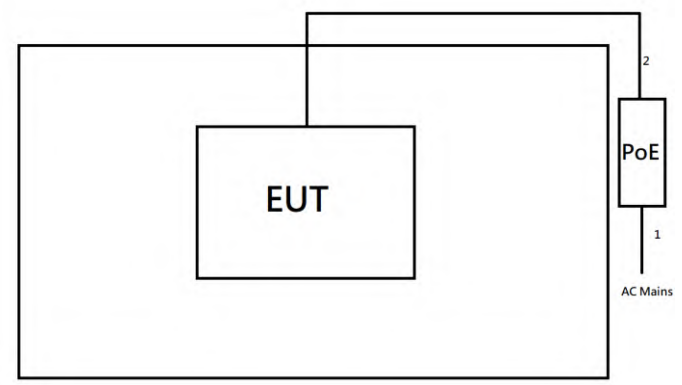

Item	Connection	Shielded	Length(m)	Remark
1	AC Power Cable	No	1.8	-
2	RJ45 Cable	No	3.0	-

Test Setup Diagram - Radiated Test (O-435E)

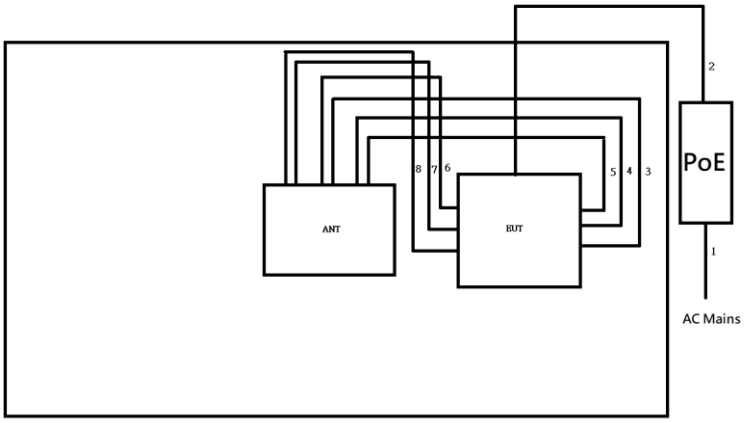

Item	Connection	Shielded	Length(m)	Remark
1	AC Power Cable	No	1.8	-
2	RJ45 Cable	No	3.0	-
3	RF cable	No	2.0	-
4	RF cable	No	2.0	-
5	RF cable	No	2.0	-
6	RF cable	No	2.0	-
7	RF cable	No	2.0	-
8	RF cable	No	2.0	-

3 Transmitter Test Result

3.1 AC Power-line Conducted Emissions

3.1.1 AC Power-line Conducted Emissions Limit

AC Power-line Conducted Emissions Limit		
Frequency Emission (MHz)	**Quasi-Peak**	**Average**
0.15-0.5	66 - 56 *	56 - 46 *
0.5-5	56	46
5-30	60	50
Note 1: * Decreases with the logarithm of the frequency.		

3.1.2 Measuring Instruments

Refer a test equipment and calibration data table in this test report.

3.1.3 Test Procedures

Test Method
☒ Refer as ANSI C63.10-2013, clause 6.2 for AC power-line conducted emissions.

3.1.4 Measurement Results Calculation

The measured Level is calculated using:
Corrected Reading: Raw(Read Level) +LISN(LISN Factor) + CL(Cable Loss) + AT(Attenuator).

3.1.5 Test Setup

AC Power-line Conducted Emissions

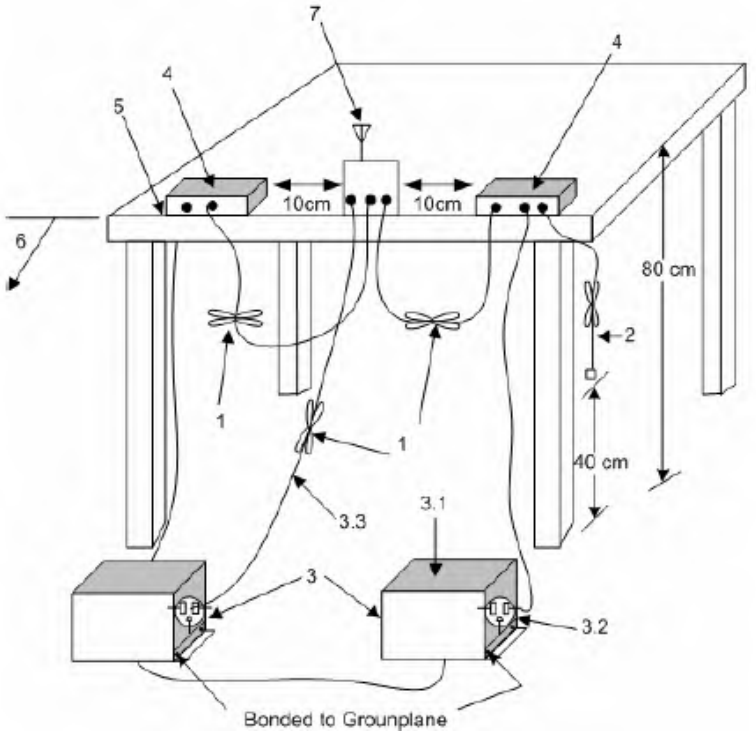

1—Interconnecting cables that hang closer than 40 cm to the ground plane shall be folded back and forth in the center forming a bundle 30 cm to 40 cm long.
2—The I/O cables that are not connected to an accessory shall be bundled in the center. The end of the cable may be terminated, if required, using the correct terminating impedance. The overall length shall not exceed 1 m.
3—EUT connected to one LISN. Unused LISN measuring port connectors shall be terminated in 50Ωloads. LISN may be placed on top of, or immediately beneath, reference ground plane.
3.1—All other equipment powered from additional LISN(s).
3.2—A multiple-outlet strip may be used for multiple power cords of non-EUT equipment.
3.3—LISN at least 80 cm from nearest part of EUT chassis.
4—Non-EUT components of EUT system being tested.
5—Rear of EUT, including peripherals, shall all be aligned and flush with edge of tabletop.
6—Edge of tabletop shall be 40 cm removed from a vertical conducting plane that is bonded to the ground plane.
7—Antenna can be integral or detachable. If detachable, then the antenna shall be attached for this test.

3.1.6 Test Result of AC Power-line Conducted Emissions

Refer as Appendix A

3.2 Emission Bandwidth

3.2.1 Emission Bandwidth Limit

Emission Bandwidth Limit
UNII Devices
☒ For the 5.15-5.25 GHz band, N/A
☐ For the 5.25-5.35 GHz band, N/A
☐ For the 5.47-5.725 GHz band, N/A
☒ For the 5.725-5.85 GHz band, 6 dB emission bandwidth ≥ 500kHz.

3.2.2 Measuring Instruments

Refer a test equipment and calibration data table in this test report.

3.2.3 Test Procedures

Test Method	
▪ For the emission bandwidth shall be measured using one of the options below:	
	☒ Refer as KDB 789033, clause C for EBW and clause D for OBW measurement.
	☐ Refer as ANSI C63.10, clause 6.9.3 for occupied bandwidth testing.
	☐ Refer as IC RSS-Gen, clause 6.7 for bandwidth testing.

3.2.4 Test Setup

Emission Bandwidth

3.2.5 Test Result of Emission Bandwidth

Refer as Appendix B

3.3 Maximum Conducted Output Power

3.3.1 Maximum Conducted Output Power Limit

Maximum Conducted Output Power Limit	
UNII Devices	
☒	For the 5.15-5.25 GHz band:
	▪ Outdoor AP: the maximum conducted output power (P_{Out}) shall not exceed 1 W. If G_{TX} > 6 dBi, then P_{Out} = 30 – (G_{TX} – 6). e.i.r.p. at any elevation angle above 30 degrees ≤ 125mW [21dBm]
	▪ Indoor AP: the maximum conducted output power (P_{Out}) shall not exceed 1 W. If G_{TX} > 6 dBi, then P_{Out} = 30 – (G_{TX} – 6)
	▪ Point-to-point AP: the maximum conducted output power (P_{Out}) shall not exceed 1 W. If G_{TX} > 23 dBi, then P_{Out} = 30 – (G_{TX} – 23).
	▪ Mobile or Portable Client: the maximum conducted output power (P_{Out}) shall not exceed 250 mW. If G_{TX} > 6 dBi, then P_{Out} = 24 – (G_{TX} – 6).
☐	For the 5.25-5.35 GHz band, the maximum conducted output power (P_{Out}) shall not exceed 250 mW or 11 dBm + 10 log B, where B is the 26 dB emission bandwidth in MHz. If G_{TX} > 6 dBi, then P_{Out} = 24 – (G_{TX} – 6).
☐	For the 5.47-5.725 GHz band, the maximum conducted output power (P_{Out}) shall not exceed 250 mW or 11 dBm + 10 log B, where B is the 26 dB emission bandwidth in MHz. If G_{TX} > 6 dBi, then P_{Out} = 24 – (G_{TX} – 6).
☒	For the 5.725-5.85 GHz band:
	▪ Point-to-multipoint systems (P2M): the maximum conducted output power (P_{Out}) shall not exceed 1 W. If G_{TX} > 6 dBi, then P_{Out} = 30 – (G_{TX} – 6).
	▪ Point-to-point systems (P2P): the maximum conducted output power (P_{Out}) shall not exceed 1 W.
P_{Out} = maximum conducted output power in dBm, **G_{TX}** = the maximum transmitting antenna directional gain in dBi.	

3.3.2 Measuring Instruments

Refer a test equipment and calibration data table in this test report.

3.3.3 Test Procedures

Test Method	
▪ Maximum Conducted Output Power	
	Duty cycle ≥ 98%
	☐ Refer as KDB 789033, clause E Method SA-2 (spectral trace averaging).
	Duty cycle < 98%
	☐ Refer as KDB 789033, clause E Method SA-2 Alt. (RMS detection with slow sweep speed)
	Wideband RF power meter and average over on/off periods with duty factor
	☒ Refer as KDB 789033, clause E Method PM (using an RF average power meter).
▪ For conducted measurement.	
	▪ If the EUT supports multiple transmit chains using options given below: Refer as KDB 662911, In-band power measurements. Using the measure-and-sum approach, measured all transmit ports individually. Sum the power (in linear power units e.g., mW) of all ports for each individual sample and save them.
	▪ If multiple transmit chains, EIRP calculation could be following as methods: $P_{total} = P_1 + P_2 + \ldots + P_n$ (calculated in linear unit [mW] and transfer to log unit [dBm]) $EIRP_{total} = P_{total} + DG$

3.3.4 Test Setup

RF Output Power (Power Meter)

3.3.5 Test Result of Maximum Conducted Output Power

Refer as Appendix C

3.4 Peak Power Spectral Density

3.4.1 Peak Power Spectral Density Limit

Peak Power Spectral Density Limit	
UNII Devices	
☒	For the 5.15-5.25 GHz band:
	▪ Outdoor AP: the peak power spectral density (PPSD) shall not exceed 17dBm/MHz. If G_{TX} > 6 dBi, then P_{Out} = 17 – (G_{TX} – 6).
	▪ Indoor AP: the peak power spectral density (PPSD) shall not exceed 17dBm/MHz. If G_{TX} > 6 dBi, then P_{Out} = 17 – (G_{TX} – 6).
	▪ Point-to-point AP: the peak power spectral density (PPSD) shall not exceed 17dBm/MHz. If G_{TX} > 23 dBi, then P_{Out} = 17 – (G_{TX} – 23).
	▪ Mobile or Portable Client: the peak power spectral density (PPSD) ≤ 11 dBm/MHz. If G_{TX} > 6 dBi, then PPSD= 11 – (G_{TX} – 6)..
☐	For the 5.25-5.35 GHz band, the peak power spectral density (PPSD) ≤ 11 dBm/MHz. If G_{TX} > 6 dBi, then PPSD= 11 – (G_{TX} – 6).
☐	For the 5.47-5.725 GHz band, the peak power spectral density (PPSD) ≤ 11 dBm/MHz. If G_{TX} > 6 dBi, then PPSD= 11 – (G_{TX} – 6).
☒	For the 5.725-5.85 GHz band:
	▪ Point-to-multipoint systems (P2M): the peak power spectral density (PPSD) ≤ 30 dBm/500kHz. If G_{TX} > 6 dBi, then PPSD= 30 – (G_{TX} – 6).
	▪ Point-to-point systems (P2P): the peak power spectral density (PPSD) ≤ 30 dBm/500kHz.
PPSD = peak power spectral density that he same method as used to determine the conducted output power shall be used to determine the power spectral density. And power spectral density in dBm/MHz **G_{TX}** = the maximum transmitting antenna directional gain in dBi.	

3.4.2 Measuring Instruments

Refer a test equipment and calibration data table in this test report.

3.4.3 Test Procedures

Test Method		
▪ Peak power spectral density procedures that the same method as used to determine the conducted output power shall be used to determine the peak power spectral density and use the peak search function on the spectrum analyzer to find the peak of the spectrum. For the peak power spectral density shall be measured using below options:		
	☐ Refer as KDB 789033, F)5) power spectral density can be measured using resolution bandwidths < 1 MHz provided that the results are integrated over 1 MHz bandwidth	
	Duty cycle ≥ 98%	
	☒ Refer as KDB 789033, clause E Method SA-2 (spectral trace averaging).	
	Duty cycle < 98%	
	☒ Refer as KDB 789033, clause E Method SA-2 Alt. (RMS detection with slow sweep speed)	
▪ For conducted measurement.		
	▪ If the EUT supports multiple transmit chains using options given below:	
		▪ Measure and sum the spectra across the outputs. Refer as KDB 662911, In-band power spectral density (PSD). Sample all transmit ports simultaneously using a spectrum analyzer for each transmit port. Where the trace bin-by-bin of each transmit port summing can be performed. (i.e., in the first spectral bin of output 1 is summed with that in the first spectral bin of output 2 and that from the first spectral bin of output 3, and so on up to the NTX output to obtain the value for the first frequency bin of the summed spectrum.). Add up the amplitude (power) values for the different transmit chains and use this as the new data trace.
	▪	If multiple transmit chains, EIRP PPSD calculation could be following as methods: $PPSD_{total} = PPSD_1 + PPSD_2 + \ldots + PPSD_n$ (calculated in linear unit [mW] and transfer to log unit [dBm]) $EIRP_{total} = PPSD_{total} + DG$

3.4.4 Test Setup

Power Spectral Density


3.4.5 Test Result of Peak Power Spectral Density

Refer as Appendix D

3.5 Unwanted Emissions

3.5.1 Transmitter Radiated Unwanted Emissions Limit

Unwanted emissions below 1 GHz and restricted band emissions above 1GHz limit			
Frequency Range (MHz)	**Field Strength (uV/m)**	**Field Strength (dBuV/m)**	**Measure Distance (m)**
0.009~0.490	2400/F(kHz)	48.5 - 13.8	300
0.490~1.705	24000/F(kHz)	33.8 - 23	30
1.705~30.0	30	29	30
30~88	100	40	3
88~216	150	43.5	3
216~960	200	46	3
Above 960	500	54	3

Note 1: Test distance for frequencies at or above 30 MHz, measurements may be performed at a distance other than the limit distance provided they are not performed in the near field and the emissions to be measured can be detected by the measurement equipment. When performing measurements at a distance other than that specified, the results shall be extrapolated to the specified distance using an extrapolation factor of 20 dB/decade (inverse of linear distance for field-strength measurements, inverse of linear distance-squared for power-density measurements).

Note 2: Test distance for frequencies at below 30 MHz, measurements may be performed at a distance closer than the EUT limit distance; however, an attempt should be made to avoid making measurements in the near field. When performing measurements below 30 MHz at a closer distance than the limit distance, the results shall be extrapolated to the specified distance by either making measurements at a minimum of two or more distances on at least one radial to determine the proper extrapolation factor or by using the square of an inverse linear distance extrapolation factor (40 dB/decade). The test report shall specify the extrapolation method used to determine compliance of the EUT.

Note 3: Using the distance of 1m during the test for above 18 GHz, and the test value to correct for the distance factor at 3m.

Un-restricted band emissions above 1GHz Limit	
Operating Band	**Limit**
5.15 - 5.25 GHz	e.i.r.p. -27 dBm [68.2 dBuV/m@3m]
5.25 - 5.35 GHz	e.i.r.p. -27 dBm [68.2 dBuV/m@3m]
5.47 - 5.725 GHz	e.i.r.p. -27 dBm [68.2 dBuV/m@3m]
5.725 - 5.85 GHz	5.650-5700 GHz: e.i.r.p. -27 ~ 10 dBm [68.2 ~ 105.2 dBuV/m@3m] 5.700-5720 GHz: e.i.r.p. 10 ~ 15.6 dBm [105.2 ~ 110.8 dBuV/m@3m] 5.720-5725 GHz: e.i.r.p. 15.6 ~ 27 dBm [110.8 ~ 122.2 dBuV/m@3m] 5.850-5.855 GHz: e.i.r.p. 27 ~ 15.6 dBm [122.2 ~ 110.8 dBuV/m@3m] 5.855-5.875 GHz: e.i.r.p. 15.6 ~ 10 dBm [110.8 ~ 105.2 dBuV/m@3m] 5.875-5.925 GHz: e.i.r.p. 10 ~ -27 dBm [105.2 ~ 68.2dBuV/m@3m] Other un-restricted band: e.i.r.p. -27 dBm [68.2 dBuV/m@3m]

Note 1: Measurements may be performed at a distance other than the limit distance provided they are not performed in the near field and the emissions to be measured can be detected by the measurement equipment. When performing measurements at a distance other than that specified, the results shall be extrapolated to the specified distance using an extrapolation factor of 20 dB/decade (inverse of linear distance for field-strength measurements, inverse of linear distance-squared for power-density measurements).

3.5.2 Measuring Instruments

Refer a test equipment and calibration data table in this test report.

3.5.3 Test Procedures

Test Method			
▪ Measurements may be performed at a distance other than the limit distance provided they are not performed in the near field and the emissions to be measured can be detected by the measurement equipment. Measurements shall not be performed at a distance greater than 30 m for frequencies above 30 MHz, unless it can be further demonstrated that measurements at a distance of 30 m or less are impractical. When performing measurements at a distance other than that specified, the results shall be extrapolated to the specified distance using an extrapolation factor of 20 dB/decade (inverse of linear distance for field-strength measurements, inverse of linear distance-squared for power-density measurements).			
▪ The average emission levels shall be measured in [duty cycle ≥ 98 or duty factor].			
▪ For the transmitter unwanted emissions shall be measured using following options below:			
	▪ Refer as KDB 789033, clause G)2) for unwanted emissions into non-restricted bands.		
	▪ Refer as KDB 789033, clause G)1) for unwanted emissions into restricted bands.		
		☒ Refer as KDB 789033, G)6) Method VB (ANSI C63.10, clause 4.1.4.2.3), Reduced VBW.	
		☒ Refer as KDB 789033, clause G)5) (ANSI C63.10, clause 4.1.4.2.2), measurement procedure peak limit.	
▪ For radiated measurement.			
	▪ Refer as ANSI C63.10, clause 6.4 for radiated emissions below 30 MHz and test distance is 3m.		
	▪ Refer as ANSI C63.10, clause 6.5 for radiated emissions 30 MHz to 1 GHz and test distance is 3m.		
	▪ Refer as ANSI C63.10, clause 6.6 for radiated emissions above 1GHz.		
▪ The any unwanted emissions level shall not exceed the fundamental emission level.			
▪ All amplitude of spurious emissions that are attenuated by more than 20 dB below the permissible value has no need to be reported.			
▪ Use the following spectrum analyzer settings:			
	▪ Set RBW=100 kHz for f < 1 GHz; VBW=3 * RBW; Sweep = auto; Detector function = peak; Trace = max hold.		
	▪ Set RBW = 1 MHz, VBW= 3MHz for f ≥ 1 GHz for peak measurement. For average measurement, refer as 1.1.4.		
▪ KDB 414788 Open-Field Test Sites and Chamber Correlation Justification.			
	▪ Based on FCC 15.31(f)(2): measurements may be performed at a distance closer than that specified in regulations; however, an attempt should be made to avoid making measurements in the near field.		
	▪ Open-field site and chamber correlation testing had been performed and chamber measured test result is the worst case test result.		

3.5.4 Measurement Results Calculation

The measured Level is calculated using:
Corrected Reading: Raw(Read Level) + AF(Antenna Factor) + CL(Cable Loss) - PA(Preamp Factor)

3.5.5 Test Setup

Transmitter Radiated Unwanted Emissions
9kHz ~30MHz
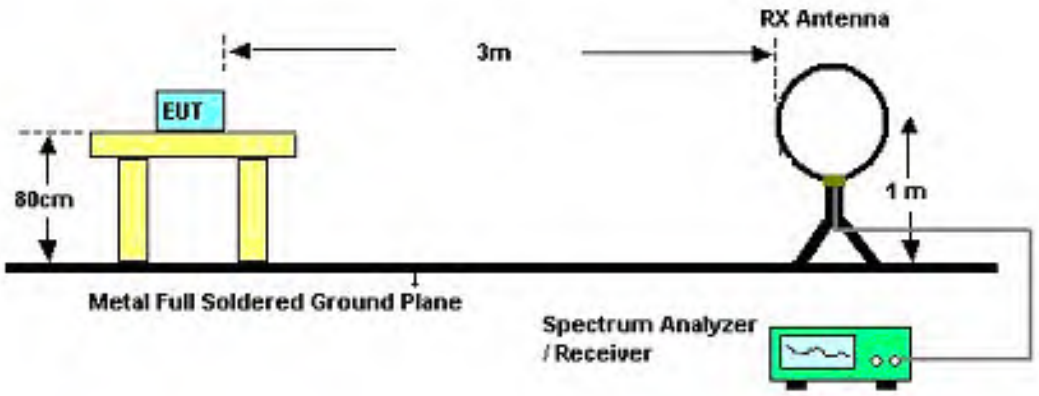
30MHz~1GHz
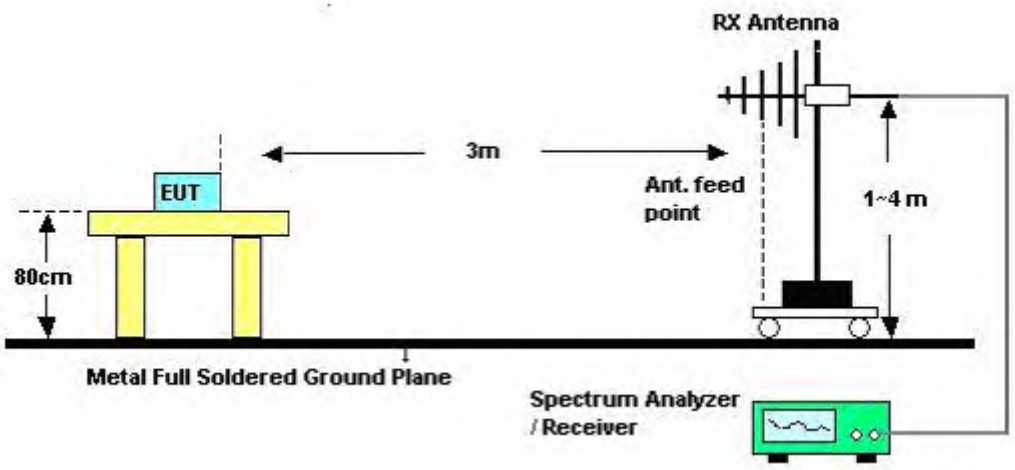

Above 1GHz

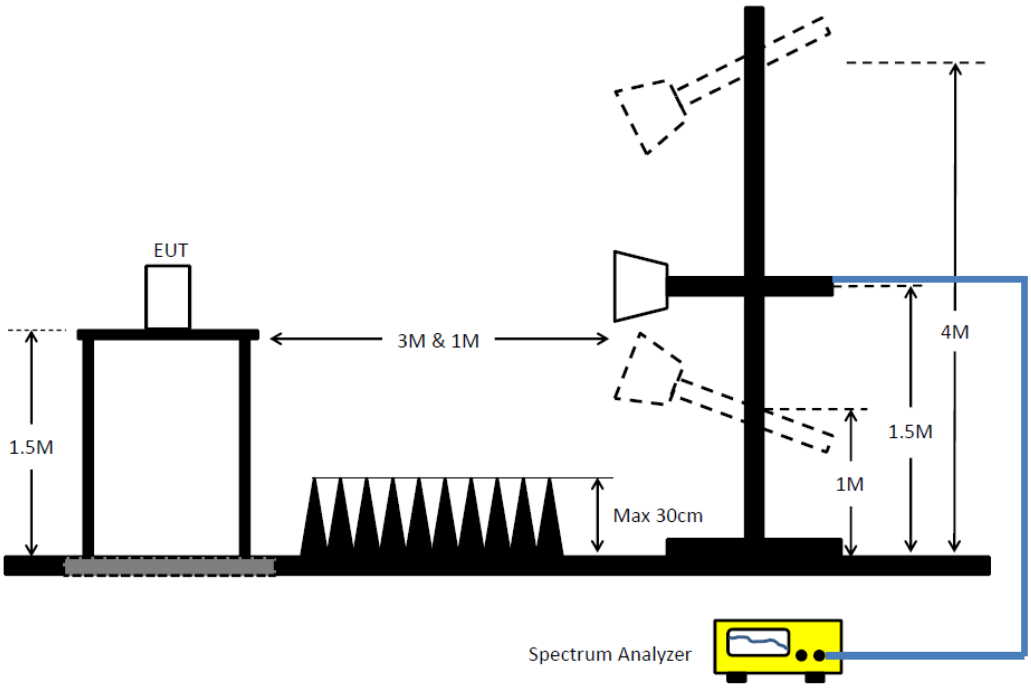

3.5.6 Transmitter Unwanted Emissions (Below 30MHz)

The amplitude of spurious emissions which are attenuated by more than 20dB below the permissible value has no need to be reported.

3.5.7 Test Result of Transmitter Unwanted Emissions

Refer as Appendix E

4 Test Equipment and Calibration Data

Instrument for AC Conduction

Instrument	Manufacturer /Brand	Model No.	Serial No.	Spec.	Calibration Date	Calibration Due Date
EMI Test Receiver	ROHDE & SCHWARZ	ESR3	102051	9kHz ~ 3.6GHz	17/May/2024	16/May/2025
Two-Line V-Network	ROHDE & SCHWARZ	ENV 216	101274	9kHz ~ 30MHz	18/Jun/2024	17/Jun/2025
RF Cable 5m	TITAN	TITAN	CO04-cable-01	9 kHz~200MHz	27/Feb/2024	26/Feb/2025
Impuls Begrenzer Pulse Limiter	SCHWARZBECK	VTSD 9561-F	9561-F041	9kHz ~ 30MHz	17/Oct/2024	16/Oct/2025
SENSE-EMI	Sporton	V5.11.3	N/A	N/A	N/A	N/A

NCR: No Calibration Required

Instrument for Conducted Test (TH07-HY)

Instrument	Manufacturer /Brand	Model No.	Serial No.	Spec.	Calibration Date	Calibration Due Date
Signal Analyzer	R&S	FSV 40	101515	9kHz~40GHz	02/Feb/2024	01/Feb/2025
SMB100A Signal Generator	R&S	SMB100A	181147	100kHz~40GHz	16/Oct/2024	15/Oct/2025
Power Meter	Anritsu	ML2495A	1517010	300MHz~40GHz	18/Dec/2024	17/Dec/2025
Pulse Sensor	Anritsu	MA2411B	1339407	300MHz~40GHz	18/Dec/2024	17/Dec/2025
SENSE-15407_NII	Sporton	V5.11.20	N/A	N/A	N/A	N/A

Instrument for Conducted Test (TH06-HY)

Instrument	Manufacturer /Brand	Model No.	Serial No.	Spec.	Calibration Date	Calibration Due Date
Signal Analyzer	R&S	FSV 40	101029	10Hz~40GHz	28/Oct/2024	27/Oct/2025
SMB100A Signal Generator	R&S	SMB100A	181147	100kHz~40GHz	16/Oct/2024	15/Oct/2025
Power Meter	Anritsu	ML2495A	1124009	300MHz~40GHz	01/Apr/2024	31/Mar/2025
Pulse Sensor	Anritsu	MA2411B	1027452	300MHz~40GHz	02/Apr/2024	01/Apr/2025
SENSE-15407_NII	Sporton	V5.11.20	N/A	N/A	N/A	N/A

Instrument for Radiated Test (03CH25-HY_Radio 2_Full RU_O-435)

Instrument	Manufacturer /Brand	Model No.	Serial No.	Spec.	Calibration Date	Calibration Due Date
3m Semi Anechoic Chamber	TDK	SAC-3M	03CH25-HY	30MHz~1GHz 3m	20/Jul/2024	19/Jul/2025
3m Semi Anechoic Chamber	TDK	SAC-3M	03CH25-HY	1GHz~18GHz 3m	08/Aug/2024	07/Aug/2025
ESR7 EMI Test Receiver	ROHDE & SCHWARZ	ESR7	102956	9kHz~3.6GHz	27/Aug/2024	26/Aug/2025
Signal Analyzer	ROHDE&SCHWARZ	FSV3044	101410	10Hz~44GHz	17/Nov/2023	16/Nov/2024
Loop Antenna	TESEQ	HLA 6120	31244	9kHz~30MHz	19/Mar/2024	18/Mar/2025
Bilog Antenna & 6dB Attenuator	TESEQ & VGT	CBL 6111D & VFA 04002-06	63537/001	30MHz~1GHz	30/May/2024	29/May/2025
Double Ridged Guide Horn Antenna	SCHWARZBECK	BBHA 9120 D	02876	1GHz~18GHz	11/Jul/2024	10/Jul/2025
Broadband Horn Antenna	SCHWARZBECK	BBHA 9170	BBHA 9170154	18GHz~40GHz	04/Jun/2024	03/Jun/2025
RF Cable	HUBER+ SUHNER	SUOFLEX 104	CB007	9kHz~1GHz	24/Apr/2024	23/Apr/2025
RF Cable	HUBER+ SUHNER	SUOFLEX 104	CB007	1GHz~40GHz	23/Apr/2024	22/Apr/2025
Preamplifier	SGH	PRAMP 903	20230515-1	25MHz~3GHz	24/May/2024	23/May/2025
Preamplifier	SGH	PRAMP 118-H	20230515-3	1GHz~18GHz	24/May/2024	23/May/2025
Preamplifier	EMCI	EM01G18G	060940	1GHz~18GHz	22/Oct/2024	21/Oct/2025
Amplifier	EM	EM18G40GA	060874	18GHz ~ 40GHz	15/Apr/2024	14/Apr/2025
SENSE-15407-NII	Sporton	V5.11.20	NA	NA	NA	NA

Instrument for Radiated Test (03CH25-HY_Radio 0_Full RU_O-435/O-435E & Radio 2_Full RU_O-435E)

Instrument	Manufacturer /Brand	Model No.	Serial No.	Spec.	Calibration Date	Calibration Due Date
3m Semi Anechoic Chamber	TDK	SAC-3M	03CH25-HY	30MHz~1GHz 3m	20/Jul/2024	19/Jul/2025
3m Semi Anechoic Chamber	TDK	SAC-3M	03CH25-HY	1GHz~18GHz 3m	08/Aug/2024	07/Aug/2025
ESR7 EMI Test Receiver	ROHDE & SCHWARZ	ESR7	102956	9kHz~3.6GHz	27/Aug/2024	26/Aug/2025
Signal Analyzer	ROHDE&SCHWARZ	FSV3044	101410	10Hz~44GHz	18/Nov/2024	17/Nov/2025
Loop Antenna	TESEQ	HLA 6120	31244	9kHz~30MHz	19/Mar/2024	18/Mar/2025
Bilog Antenna & 6dB Attenuator	TESEQ & VGT	CBL 6111D & VFA 04002-06	63537/001	30MHz~1GHz	30/May/2024	29/May/2025
Double Ridged Guide Horn Antenna	SCHWARZBECK	BBHA 9120 D	02876	1GHz~18GHz	11/Jul/2024	10/Jul/2025
Broadband Horn Antenna	SCHWARZBECK	BBHA 9170	BBHA 9170154	18GHz~40GHz	04/Jun/2024	03/Jun/2025
RF Cable	HUBER+ SUHNER	SUOFLEX 104	CB007	9kHz~1GHz	24/Apr/2024	23/Apr/2025
RF Cable	HUBER+SUHNER	SUOFLEX 104	CB007	1GHz~40GHz	23/Apr/2024	22/Apr/2025
Preamplifier	SGH	PRAMP 903	20230515-1	25MHz~3GHz	24/May/2024	23/May/2025
Preamplifier	SGH	PRAMP 118-H	20230515-3	1GHz~18GHz	24/May/2024	23/May/2025
Preamplifier	EMCI	EM01G18G	060940	1GHz~18GHz	22/Oct/2024	21/Oct/2025
Amplifier	EM	EM18G40GA	060874	18GHz ~ 40GHz	15/Apr/2024	14/Apr/2025
SENSE-15407-NII	Sporton	V5.11.20	NA	NA	NA	NA

Instrument for Radiated Test (03CH25-HY_Radio 2_Channel Puncturing_O-435E)

Instrument	Manufacturer /Brand	Model No.	Serial No.	Spec.	Calibration Date	Calibration Due Date
3m Semi Anechoic Chamber	TDK	SAC-3M	03CH25-HY	1GHz~18GHz 3m	08/Aug/2024	07/Aug/2025
Signal Analyzer	ROHDE&SCHWARZ	FSV3044	101410	10Hz~44GHz	18/Nov/2024	17/Nov/2025
Double Ridged Guide Horn Antenna	SCHWARZBECK	BBHA 9120 D	02876	1GHz~18GHz	11/Jul/2024	10/Jul/2025
Broadband Horn Antenna	SCHWARZBECK	BBHA 9170	01248	18GHz~40GHz	04/Oct/2024	03/Oct/2025
RF Cable	HUBER+ SUHNER	SUOFLEX 104	CB007	1GHz~40GHz	23/Apr/2024	22/Apr/2025
Preamplifier	SGH	PRAMP 118-H	20230515-3	1GHz~18GHz	24/May/2024	23/May/2025
Pre-amplifier	EMCI	EM01G18G	060940	1GHz~18GHz	22/Oct/2024	21/Oct/2025
Amplifier	EM	EM18G40GA	060874	18GHz ~ 40GHz	15/Apr/2024	14/Apr/2025
SENSE-15407-NII	Sporton	V5.11.20	NA	NA	NA	NA

Instrument for Radiated Test (03CH25-HY_Radio 2_Multi-RU_O-435)

Instrument	Manufacturer /Brand	Model No.	Serial No.	Spec.	Calibration Date	Calibration Due Date
3m Semi Anechoic Chamber	TDK	SAC-3M	03CH25-HY	1GHz~18GHz 3m	08/Aug/2024	07/Aug/2025
Signal Analyzer	ROHDE&SCHWARZ	FSV3044	101438	10Hz~44GHz	08/Nov/2024	07/Nov/2025
Double Ridged Guide Horn Antenna	SCHWARZBECK	BBHA 9120 D	02876	1GHz~18GHz	11/Jul/2024	10/Jul/2025
Broadband Horn Antenna	SCHWARZBECK	BBHA 9170	01248	18GHz~40GHz	04/Oct/2024	03/Oct/2025
RF Cable	HUBER+SUHNER	SUOFLEX 104	CB007	1GHz~40GHz	23/Apr/2024	22/Apr/2025
Preamplifier	SGH	PRAMP 118-H	20230515-3	1GHz~18GHz	24/May/2024	23/May/2025
Preamplifier	EMCI	EM01G18G	060940	1GHz~18GHz	22/Oct/2024	21/Oct/2025
Amplifier	EM	EM18G40GA	060874	18GHz ~ 40GHz	15/Apr/2024	14/Apr/2025
SENSE-15407-NII	Sporton	V5.11.23	NA	NA	NA	NA

Instrument for Radiated Test (03CH25-HY_Radio 2_Channel Puncturing_O-435)

Instrument	Manufacturer /Brand	Model No.	Serial No.	Spec.	Calibration Date	Calibration Due Date
3m Semi Anechoic Chamber	TDK	SAC-3M	03CH25-HY	1GHz~18GHz 3m	08/Aug/2024	07/Aug/2025
Signal Analyzer	ROHDE& SCHWARZ	FSV3044	101438	10Hz~44GHz	08/Nov/2024	07/Nov/2025
Double Ridged Guide Horn Antenna	SCHWARZBECK	BBHA 9120 D	02876	1GHz~18GHz	11/Jul/2024	10/Jul/2025
Broadband Horn Antenna	SCHWARZBECK	BBHA 9170	BBHA 9170154	18GHz~40GHz	04/Jun/2024	03/Jun/2025
RF Cable	HUBER+ SUHNER	SUOFLEX 104	CB007	1GHz~40GHz	23/Apr/2024	22/Apr/2025
Preamplifier	SGH	PRAMP 118-H	20230515-3	1GHz~18GHz	24/May/2024	23/May/2025
Preamplifier	EMCI	EM01G18G	060940	1GHz~18GHz	22/Oct/2024	21/Oct/2025
Amplifier	EM	EM18G40GA	060874	18GHz ~ 40GHz	15/Apr/2024	14/Apr/2025
SENSE-15407-NII	Sporton	V5.11.20	NA	NA	NA	NA

Instrument for Radiated Test (03CH03-HY_Radio 2_Multi-RU_O-435E)

Instrument	Manufacturer /Brand	Model No.	Serial No.	Spec.	Calibration Date	Calibration Due Date
3m Semi Anechoic Chamber	SIDT FRANKONIA	SAC-3M	03CH03-HY	1GHz~18GHz 3m	14/Jul/2024	13/Jul/2025
Signal Analyzer	R&S	FSV40	101500	10Hz~40GHz	01/Nov/2024	31/Oct/2025
Double Ridged Guide Horn Antenna	SCHWARZBECK	BBHA 9120 D	02267	1GHz~18GHz	18/Oct/2024	17/Oct/2025
Broadband Horn Antenna	SCHWARZBECK	BBHA 9170	BBHA 9170154	18GHz ~ 40GHz	04/Jun/2024	03/Jun/2025
RF CABLE 5+8m	HUBER+ SUHNER	SUOFLEX_104	03CH03-cable-03	1GHz~40GHz	20/Feb/2024	19/Feb/2025
Microwave Premplifier	Agilent	8449B	3008A02326	1GHz~26.5GHz	25/Jul/2024	24/Jul/2025
Microwave Premplifier	EMC INSTRUMENTS	EM18G40G	060604	18GHz ~ 40GHz	19/Apr/2024	18/Apr/2025
SENSE-15407_NII	Sporton	V5.11.20	NA	NA	NA	NA

Instrument for Radiated Test (03CH02-HY_Co-location)

Instrument	Manufacturer /Brand	Model No.	Serial No.	Spec.	Calibration Date	Calibration Due Date
Site V.S.W.R	SIDT FRANKONIA	SAC-3M	03CH02-HY	1GHz~18GHz 3M	14/Jul/2024	13/Jul/2025
Signal Analyzer	R&S	FSP 40	100593	9kHz~40GHz	11/Mar/2024	10/Mar/2025
Double Ridged Guide Horn Antenna	SCHWARZBECK	BBHA 9120 D	02268	1GHz~18GHz	23/Sep/2024	22/Sep/2025
Broadband Horn Antenna	SCHWARZBECK	BBHA 9170	BBHA 9170154	18GHz~40GHz	04/Jun/2024	03/Jun/2025
RF Cable-R03m	HUBER+SUHNER	SUCOFLEX 104	03CH02-cable -01	1GHz~40GHz	15/Feb/2024	14/Feb/2025
Microwave Preamplifier	Agilent	8449B	3008A02373	1GHz~26.5GHz	01/Oct/2024	30/Sep/2025
Microwave Preamplifier	EMC INSTRUMENTS	EM18G40G	060604	18GHz ~40GHz	19/Apr/2024	18/Apr/2025
SENSE-EMI	Sporton	V5.11.9	N/A	N/A	N/A	N/A

Summary

Mode	Result	Type	Freq (Hz)	Level (dBuV)	Limit (dBuV)	Margin (dB)	Condition
Mode 1	Pass	QP	153.024k	48.81	65.83	-17.02	Neutral

Result

Mode	Result	Type	Freq (Hz)	Level (dBuV)	Limit (dBuV)	Margin (dB)	Condition
Mode 1	Pass	QP	150.6k	48.79	65.96	-17.17	Line
Mode 1	Pass	AV	150.6k	34.43	55.96	-21.53	Line
Mode 1	Pass	QP	167.071k	44.77	65.10	-20.33	Line
Mode 1	Pass	AV	167.071k	30.53	55.10	-24.57	Line
Mode 1	Pass	QP	198.359k	41.67	63.69	-22.02	Line
Mode 1	Pass	AV	198.359k	28.45	53.69	-25.24	Line
Mode 1	Pass	QP	243.148k	35.33	61.98	-26.65	Line
Mode 1	Pass	AV	243.148k	21.82	51.98	-30.16	Line
Mode 1	Pass	QP	3.376M	19.70	56.00	-36.30	Line
Mode 1	Pass	AV	3.376M	15.74	46.00	-30.26	Line
Mode 1	Pass	QP	14.265M	26.79	60.00	-33.21	Line
Mode 1	Pass	AV	14.265M	23.53	50.00	-26.47	Line
Mode 1	Pass	QP	153.024k	48.81	65.83	-17.02	Neutral
Mode 1	Pass	AV	153.024k	34.93	55.83	-20.90	Neutral
Mode 1	Pass	QP	166.406k	45.50	65.14	-19.64	Neutral
Mode 1	Pass	AV	166.406k	30.89	55.14	-24.25	Neutral
Mode 1	Pass	QP	183.137k	44.07	64.34	-20.27	Neutral
Mode 1	Pass	AV	183.137k	30.26	54.34	-24.08	Neutral
Mode 1	Pass	QP	209.76k	40.94	63.21	-22.27	Neutral
Mode 1	Pass	AV	209.76k	27.82	53.21	-25.39	Neutral
Mode 1	Pass	QP	3.403M	19.20	56.00	-36.80	Neutral
Mode 1	Pass	AV	3.403M	15.83	46.00	-30.17	Neutral
Mode 1	Pass	QP	14.322M	29.11	60.00	-30.89	Neutral
Mode 1	Pass	AV	14.322M	25.64	50.00	-24.36	Neutral

Conducted Emissions at Powerline_Mode 1

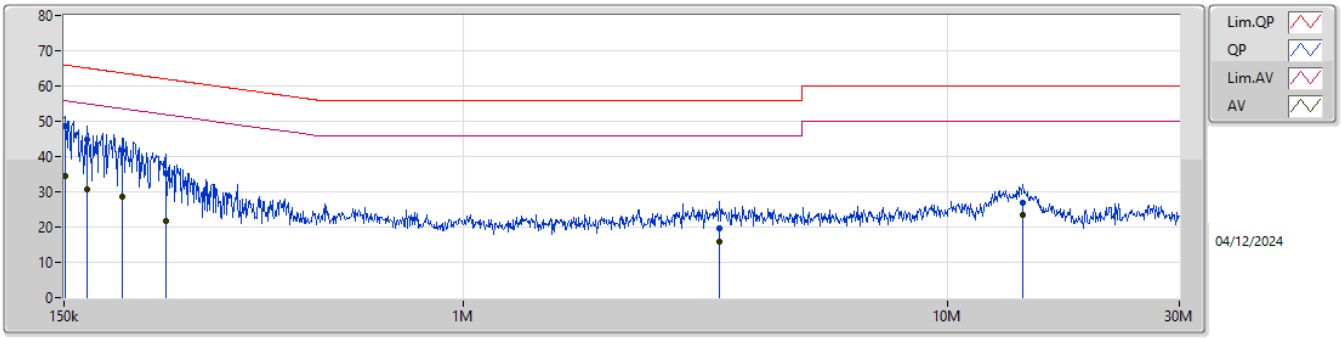

Type	Freq	Level	Limit	Margin	Factor	Condition	Comment	Raw	LISN	CL	AT
	(Hz)	(dBuV)	(dBuV)	(dB)	(dB)			(dBuV)	(dB)	(dB)	(dB)
QP	150.6k	48.79	65.96	-17.17	19.70	Line	-	29.09	9.66	0.07	9.97
AV	150.6k	34.43	55.96	-21.53	19.70	Line	-	14.73	9.66	0.07	9.97
QP	167.071k	44.77	65.10	-20.33	19.70	Line	-	25.07	9.66	0.07	9.97
AV	167.071k	30.53	55.10	-24.57	19.70	Line	-	10.83	9.66	0.07	9.97
QP	198.359k	41.67	63.69	-22.02	19.71	Line	-	21.96	9.65	0.09	9.97
AV	198.359k	28.45	53.69	-25.24	19.71	Line	-	8.74	9.65	0.09	9.97
QP	243.148k	35.33	61.98	-26.65	19.72	Line	-	15.61	9.65	0.10	9.97
AV	243.148k	21.82	51.98	-30.16	19.72	Line	-	2.10	9.65	0.10	9.97
QP	3.376M	19.70	56.00	-36.30	19.75	Line	-	-0.05	9.69	0.08	9.98
AV	3.376M	15.74	46.00	-30.26	19.75	Line	-	-4.01	9.69	0.08	9.98
QP	14.265M	26.79	60.00	-33.21	19.75	Line	-	7.04	9.69	0.08	9.98
AV	14.265M	23.53	50.00	-26.47	19.75	Line	-	3.78	9.69	0.08	9.98

Conducted Emissions at Powerline_Mode 1

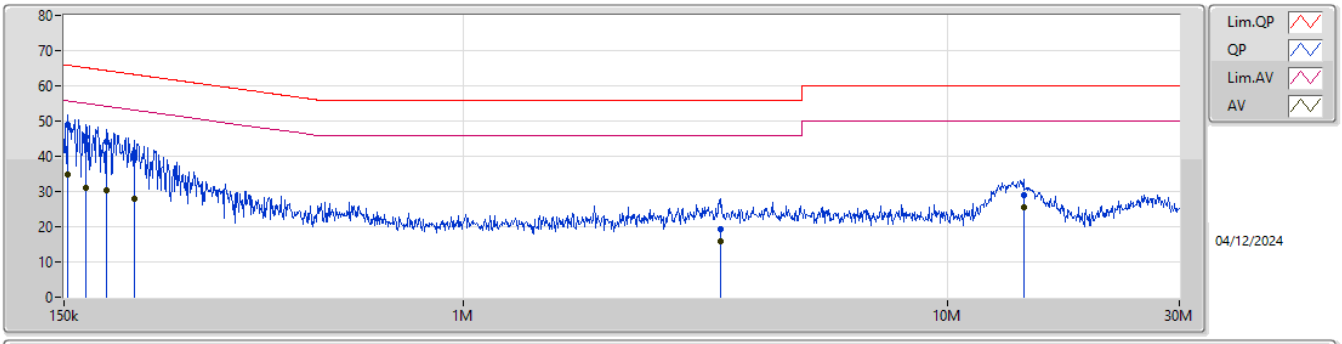

Type	Freq	Level	Limit	Margin	Factor	Condition	Comment	Raw	LISN	CL	AT
	(Hz)	(dBuV)	(dBuV)	(dB)	(dB)			(dBuV)	(dB)	(dB)	(dB)
QP	153.024k	48.81	65.83	-17.02	19.64	Neutral	-	29.17	9.60	0.07	9.97
AV	153.024k	34.93	55.83	-20.90	19.64	Neutral	-	15.29	9.60	0.07	9.97
QP	166.406k	45.50	65.14	-19.64	19.64	Neutral	-	25.86	9.60	0.07	9.97
AV	166.406k	30.89	55.14	-24.25	19.64	Neutral	-	11.25	9.60	0.07	9.97
QP	183.137k	44.07	64.34	-20.27	19.65	Neutral	-	24.42	9.60	0.08	9.97
AV	183.137k	30.26	54.34	-24.08	19.65	Neutral	-	10.61	9.60	0.08	9.97
QP	209.76k	40.94	63.21	-22.27	19.66	Neutral	-	21.28	9.60	0.09	9.97
AV	209.76k	27.82	53.21	-25.39	19.66	Neutral	-	8.16	9.60	0.09	9.97
QP	3.403M	19.20	56.00	-36.80	19.68	Neutral	-	-0.48	9.62	0.08	9.98
AV	3.403M	15.83	46.00	-30.17	19.68	Neutral	-	-3.85	9.62	0.08	9.98
QP	14.322M	29.11	60.00	-30.89	19.74	Neutral	-	9.37	9.67	0.09	9.98
AV	14.322M	25.64	50.00	-24.36	19.74	Neutral	-	5.90	9.67	0.09	9.98

Summary

Mode	Result	Type	Freq (Hz)	Level (dBuV)	Limit (dBuV)	Margin (dB)	Condition
Mode 1	Pass	QP	150.6k	49.14	65.96	-16.82	Neutral

Result

Mode	Result	Type	Freq (Hz)	Level (dBuV)	Limit (dBuV)	Margin (dB)	Condition
Mode 1	Pass	QP	150k	48.82	66.00	-17.18	Line
Mode 1	Pass	AV	150k	34.17	56.00	-21.83	Line
Mode 1	Pass	QP	160.533k	46.79	65.43	-18.64	Line
Mode 1	Pass	AV	160.533k	32.78	55.43	-22.65	Line
Mode 1	Pass	QP	184.605k	43.23	64.28	-21.05	Line
Mode 1	Pass	AV	184.605k	29.80	54.28	-24.48	Line
Mode 1	Pass	QP	210.599k	40.57	63.19	-22.62	Line
Mode 1	Pass	AV	210.599k	28.01	53.19	-25.18	Line
Mode 1	Pass	QP	3.296M	19.18	56.00	-36.82	Line
Mode 1	Pass	AV	3.296M	15.65	46.00	-30.35	Line
Mode 1	Pass	QP	13.871M	25.51	60.00	-34.49	Line
Mode 1	Pass	AV	13.871M	22.32	50.00	-27.68	Line
Mode 1	Pass	QP	150.6k	49.14	65.96	-16.82	Neutral
Mode 1	Pass	AV	150.6k	34.72	55.96	-21.24	Neutral
Mode 1	Pass	QP	167.071k	44.85	65.10	-20.25	Neutral
Mode 1	Pass	AV	167.071k	30.70	55.10	-24.40	Neutral
Mode 1	Pass	QP	190.596k	42.98	64.01	-21.03	Neutral
Mode 1	Pass	AV	190.596k	29.68	54.01	-24.33	Neutral
Mode 1	Pass	QP	210.599k	40.94	63.19	-22.25	Neutral
Mode 1	Pass	AV	210.599k	28.12	53.19	-25.07	Neutral
Mode 1	Pass	QP	3.192M	18.19	56.00	-37.81	Neutral
Mode 1	Pass	AV	3.192M	15.50	46.00	-30.50	Neutral
Mode 1	Pass	QP	14.208M	29.30	60.00	-30.70	Neutral
Mode 1	Pass	AV	14.208M	25.86	50.00	-24.14	Neutral

Conducted Emissions at Powerline_Mode 1

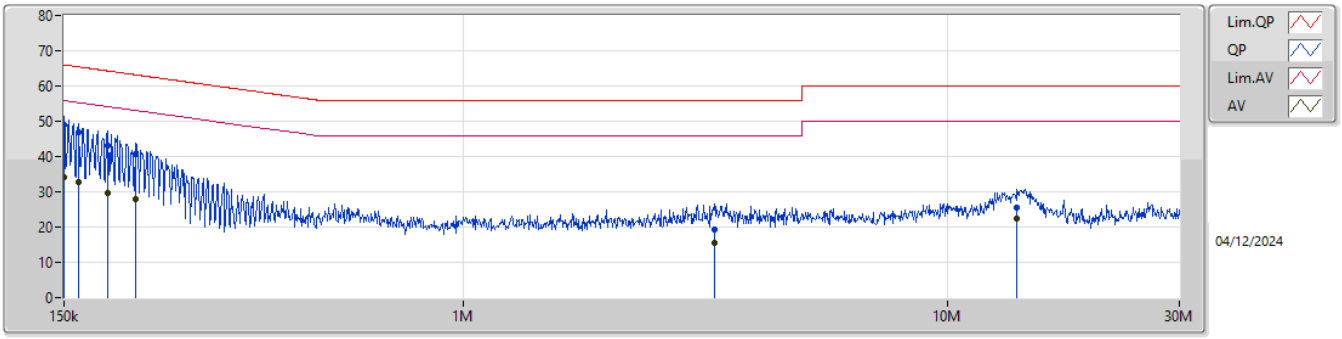

Type	Freq	Level	Limit	Margin	Factor	Condition	Comment	Raw	LISN	CL	AT
	(Hz)	(dBuV)	(dBuV)	(dB)	(dB)			(dBuV)	(dB)	(dB)	(dB)
QP	150k	48.82	66.00	-17.18	19.70	Line	-	29.12	9.66	0.07	9.97
AV	150k	34.17	56.00	-21.83	19.70	Line	-	14.47	9.66	0.07	9.97
QP	160.533k	46.79	65.43	-18.64	19.70	Line	-	27.09	9.66	0.07	9.97
AV	160.533k	32.78	55.43	-22.65	19.70	Line	-	13.08	9.66	0.07	9.97
QP	184.605k	43.23	64.28	-21.05	19.70	Line	-	23.53	9.65	0.08	9.97
AV	184.605k	29.80	54.28	-24.48	19.70	Line	-	10.10	9.65	0.08	9.97
QP	210.599k	40.57	63.19	-22.62	19.71	Line	-	20.86	9.65	0.09	9.97
AV	210.599k	28.01	53.19	-25.18	19.71	Line	-	8.30	9.65	0.09	9.97
QP	3.296M	19.18	56.00	-36.82	19.74	Line	-	-0.56	9.68	0.08	9.98
AV	3.296M	15.65	46.00	-30.35	19.74	Line	-	-4.09	9.68	0.08	9.98
QP	13.871M	25.51	60.00	-34.49	19.76	Line	-	5.75	9.70	0.08	9.98
AV	13.871M	22.32	50.00	-27.68	19.76	Line	-	2.56	9.70	0.08	9.98

Conducted Emissions at Powerline_Mode 1

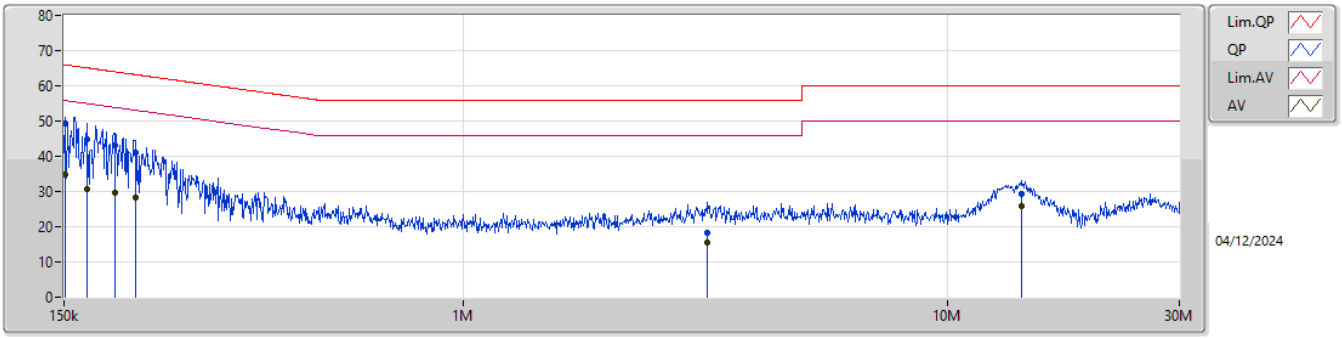

Type	Freq	Level	Limit	Margin	Factor	Condition	Comment	Raw	LISN	CL	AT
	(Hz)	(dBuV)	(dBuV)	(dB)	(dB)			(dBuV)	(dB)	(dB)	(dB)
QP	150.6k	49.14	65.96	-16.82	19.64	Neutral	-	29.50	9.60	0.07	9.97
AV	150.6k	34.72	55.96	-21.24	19.64	Neutral	-	15.08	9.60	0.07	9.97
QP	167.071k	44.85	65.10	-20.25	19.64	Neutral	-	25.21	9.60	0.07	9.97
AV	167.071k	30.70	55.10	-24.40	19.64	Neutral	-	11.06	9.60	0.07	9.97
QP	190.596k	42.98	64.01	-21.03	19.66	Neutral	-	23.32	9.60	0.09	9.97
AV	190.596k	29.68	54.01	-24.33	19.66	Neutral	-	10.02	9.60	0.09	9.97
QP	210.599k	40.94	63.19	-22.25	19.66	Neutral	-	21.28	9.60	0.09	9.97
AV	210.599k	28.12	53.19	-25.07	19.66	Neutral	-	8.46	9.60	0.09	9.97
QP	3.192M	18.19	56.00	-37.81	19.68	Neutral	-	-1.49	9.62	0.08	9.98
AV	3.192M	15.50	46.00	-30.50	19.68	Neutral	-	-4.18	9.62	0.08	9.98
QP	14.208M	29.30	60.00	-30.70	19.73	Neutral	-	9.57	9.67	0.08	9.98
AV	14.208M	25.86	50.00	-24.14	19.73	Neutral	-	6.13	9.67	0.08	9.98

Summary

Mode	Result	Type	Freq (Hz)	Level (dBuV)	Limit (dBuV)	Margin (dB)	Condition
Mode 1	Pass	QP	157.361k	47.50	65.60	-18.10	Neutral

Result

Mode	Result	Type	Freq (Hz)	Level (dBuV)	Limit (dBuV)	Margin (dB)	Condition
Mode 1	Pass	QP	150k	47.62	66.00	-18.38	Line
Mode 1	Pass	AV	150k	32.89	56.00	-23.11	Line
Mode 1	Pass	QP	162.467k	45.94	65.33	-19.39	Line
Mode 1	Pass	AV	162.467k	31.26	55.33	-24.07	Line
Mode 1	Pass	QP	178.091k	43.24	64.57	-21.33	Line
Mode 1	Pass	AV	178.091k	29.69	54.57	-24.88	Line
Mode 1	Pass	QP	195.216k	41.07	63.80	-22.73	Line
Mode 1	Pass	AV	195.216k	27.86	53.80	-25.94	Line
Mode 1	Pass	QP	2.983M	16.22	56.00	-39.78	Line
Mode 1	Pass	AV	2.983M	14.29	46.00	-31.71	Line
Mode 1	Pass	QP	10.744M	27.55	60.00	-32.45	Line
Mode 1	Pass	AV	10.744M	24.31	50.00	-25.69	Line
Mode 1	Pass	QP	157.361k	47.50	65.60	-18.10	Neutral
Mode 1	Pass	AV	157.361k	33.45	55.60	-22.15	Neutral
Mode 1	Pass	QP	173.876k	44.99	64.78	-19.79	Neutral
Mode 1	Pass	AV	173.876k	31.02	54.78	-23.76	Neutral
Mode 1	Pass	QP	198.359k	41.71	63.69	-21.98	Neutral
Mode 1	Pass	AV	198.359k	27.89	53.69	-25.80	Neutral
Mode 1	Pass	QP	220.053k	38.84	62.81	-23.97	Neutral
Mode 1	Pass	AV	220.053k	24.55	52.81	-28.26	Neutral
Mode 1	Pass	QP	3.336M	18.43	56.00	-37.57	Neutral
Mode 1	Pass	AV	3.336M	15.54	46.00	-30.46	Neutral
Mode 1	Pass	QP	10.365M	28.71	60.00	-31.29	Neutral
Mode 1	Pass	AV	10.365M	25.06	50.00	-24.94	Neutral

Conducted Emissions at Powerline_Mode 1

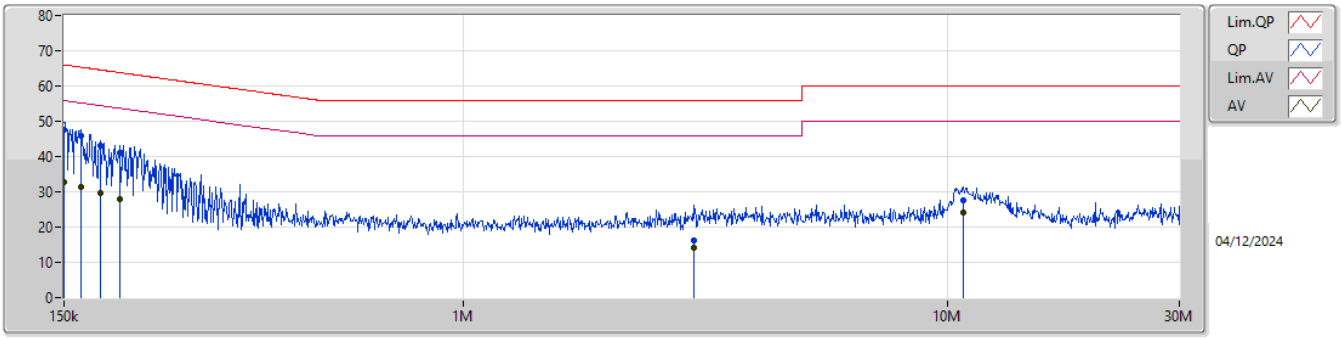

Type	Freq	Level	Limit	Margin	Factor	Condition	Comment	Raw	LISN	CL	AT
	(Hz)	(dBuV)	(dBuV)	(dB)	(dB)			(dBuV)	(dB)	(dB)	(dB)
QP	150k	47.62	66.00	-18.38	19.70	Line	-	27.92	9.66	0.07	9.97
AV	150k	32.89	56.00	-23.11	19.70	Line	-	13.19	9.66	0.07	9.97
QP	162.467k	45.94	65.33	-19.39	19.70	Line	-	26.24	9.66	0.07	9.97
AV	162.467k	31.26	55.33	-24.07	19.70	Line	-	11.56	9.66	0.07	9.97
QP	178.091k	43.24	64.57	-21.33	19.70	Line	-	23.54	9.65	0.08	9.97
AV	178.091k	29.69	54.57	-24.88	19.70	Line	-	9.99	9.65	0.08	9.97
QP	195.216k	41.07	63.80	-22.73	19.71	Line	-	21.36	9.65	0.09	9.97
AV	195.216k	27.86	53.80	-25.94	19.71	Line	-	8.15	9.65	0.09	9.97
QP	2.983M	16.22	56.00	-39.78	19.75	Line	-	-3.53	9.68	0.09	9.98
AV	2.983M	14.29	46.00	-31.71	19.75	Line	-	-5.46	9.68	0.09	9.98
QP	10.744M	27.55	60.00	-32.45	19.75	Line	-	7.80	9.71	0.06	9.98
AV	10.744M	24.31	50.00	-25.69	19.75	Line	-	4.56	9.71	0.06	9.98

Conducted Emissions at Powerline_Mode 1

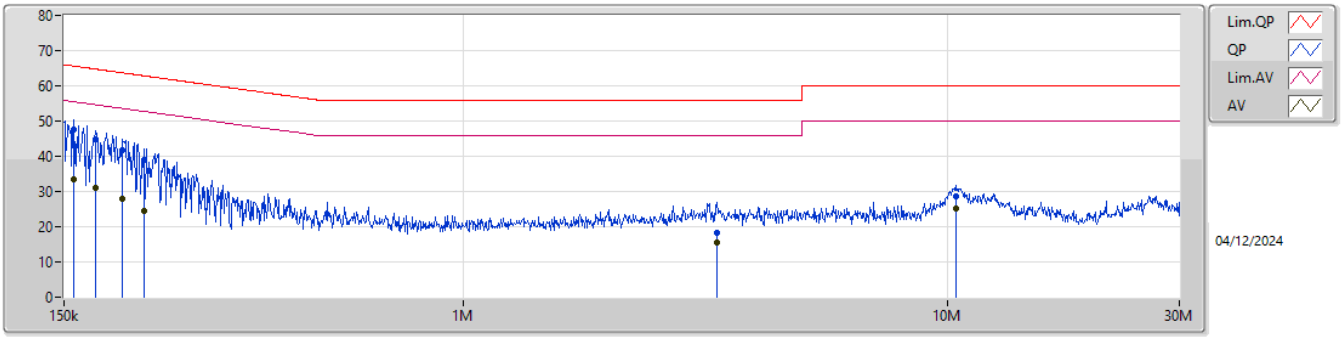

Type	Freq	Level	Limit	Margin	Factor	Condition	Comment	Raw	LISN	CL	AT
	(Hz)	(dBuV)	(dBuV)	(dB)	(dB)			(dBuV)	(dB)	(dB)	(dB)
QP	157.361k	47.50	65.60	-18.10	19.64	Neutral	-	27.86	9.60	0.07	9.97
AV	157.361k	33.45	55.60	-22.15	19.64	Neutral	-	13.81	9.60	0.07	9.97
QP	173.876k	44.99	64.78	-19.79	19.65	Neutral	-	25.34	9.60	0.08	9.97
AV	173.876k	31.02	54.78	-23.76	19.65	Neutral	-	11.37	9.60	0.08	9.97
QP	198.359k	41.71	63.69	-21.98	19.66	Neutral	-	22.05	9.60	0.09	9.97
AV	198.359k	27.89	53.69	-25.80	19.66	Neutral	-	8.23	9.60	0.09	9.97
QP	220.053k	38.84	62.81	-23.97	19.66	Neutral	-	19.18	9.60	0.09	9.97
AV	220.053k	24.55	52.81	-28.26	19.66	Neutral	-	4.89	9.60	0.09	9.97
QP	3.336M	18.43	56.00	-37.57	19.68	Neutral	-	-1.25	9.62	0.08	9.98
AV	3.336M	15.54	46.00	-30.46	19.68	Neutral	-	-4.14	9.62	0.08	9.98
QP	10.365M	28.71	60.00	-31.29	19.69	Neutral	-	9.02	9.66	0.05	9.98
AV	10.365M	25.06	50.00	-24.94	19.69	Neutral	-	5.37	9.66	0.05	9.98

Summary

Mode	Result	Type	Freq (Hz)	Level (dBuV)	Limit (dBuV)	Margin (dB)	Condition
Mode 1	Pass	QP	152.414k	47.81	65.87	-18.06	Line

Result

Mode	Result	Type	Freq (Hz)	Level (dBuV)	Limit (dBuV)	Margin (dB)	Condition
Mode 1	Pass	QP	152.414k	47.81	65.87	-18.06	Line
Mode 1	Pass	AV	152.414k	33.89	55.87	-21.98	Line
Mode 1	Pass	QP	165.082k	45.90	65.20	-19.30	Line
Mode 1	Pass	AV	165.082k	30.48	55.20	-24.72	Line
Mode 1	Pass	QP	180.957k	43.44	64.43	-20.99	Line
Mode 1	Pass	AV	180.957k	29.64	54.43	-24.79	Line
Mode 1	Pass	QP	198.359k	41.38	63.69	-22.31	Line
Mode 1	Pass	AV	198.359k	27.79	53.69	-25.90	Line
Mode 1	Pass	QP	3.349M	18.39	56.00	-37.61	Line
Mode 1	Pass	AV	3.349M	15.16	46.00	-30.84	Line
Mode 1	Pass	QP	10.83M	27.65	60.00	-32.35	Line
Mode 1	Pass	AV	10.83M	24.44	50.00	-25.56	Line
Mode 1	Pass	QP	150.6k	47.08	65.96	-18.88	Neutral
Mode 1	Pass	AV	150.6k	32.68	55.96	-23.28	Neutral
Mode 1	Pass	QP	164.425k	45.31	65.24	-19.93	Neutral
Mode 1	Pass	AV	164.425k	29.96	55.24	-25.28	Neutral
Mode 1	Pass	QP	181.681k	42.48	64.41	-21.93	Neutral
Mode 1	Pass	AV	181.681k	28.47	54.41	-25.94	Neutral
Mode 1	Pass	QP	200.748k	40.10	63.57	-23.47	Neutral
Mode 1	Pass	AV	200.748k	26.45	53.57	-27.12	Neutral
Mode 1	Pass	QP	3.154M	17.59	56.00	-38.41	Neutral
Mode 1	Pass	AV	3.154M	15.07	46.00	-30.93	Neutral
Mode 1	Pass	QP	10.365M	28.44	60.00	-31.56	Neutral
Mode 1	Pass	AV	10.365M	24.71	50.00	-25.29	Neutral

Conducted Emissions at Powerline_Mode 1

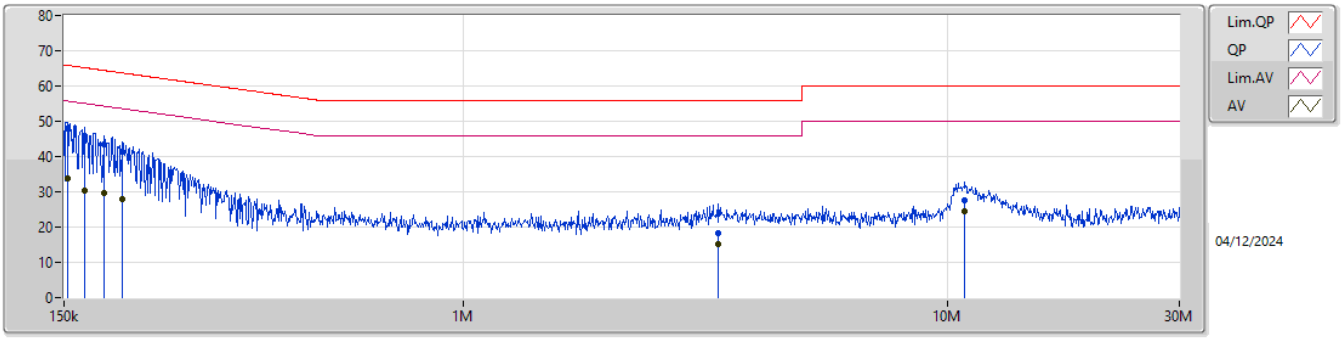

Type	Freq	Level	Limit	Margin	Factor	Condition	Comment	Raw	LISN	CL	AT
	(Hz)	(dBuV)	(dBuV)	(dB)	(dB)			(dBuV)	(dB)	(dB)	(dB)
QP	152.414k	47.81	65.87	-18.06	19.70	Line	-	28.11	9.66	0.07	9.97
AV	152.414k	33.89	55.87	-21.98	19.70	Line	-	14.19	9.66	0.07	9.97
QP	165.082k	45.90	65.20	-19.30	19.70	Line	-	26.20	9.66	0.07	9.97
AV	165.082k	30.48	55.20	-24.72	19.70	Line	-	10.78	9.66	0.07	9.97
QP	180.957k	43.44	64.43	-20.99	19.70	Line	-	23.74	9.65	0.08	9.97
AV	180.957k	29.64	54.43	-24.79	19.70	Line	-	9.94	9.65	0.08	9.97
QP	198.359k	41.38	63.69	-22.31	19.71	Line	-	21.67	9.65	0.09	9.97
AV	198.359k	27.79	53.69	-25.90	19.71	Line	-	8.08	9.65	0.09	9.97
QP	3.349M	18.39	56.00	-37.61	19.74	Line	-	-1.35	9.68	0.08	9.98
AV	3.349M	15.16	46.00	-30.84	19.74	Line	-	-4.58	9.68	0.08	9.98
QP	10.83M	27.65	60.00	-32.35	19.75	Line	-	7.90	9.71	0.06	9.98
AV	10.83M	24.44	50.00	-25.56	19.75	Line	-	4.69	9.71	0.06	9.98

Conducted Emissions at Powerline_Mode 1

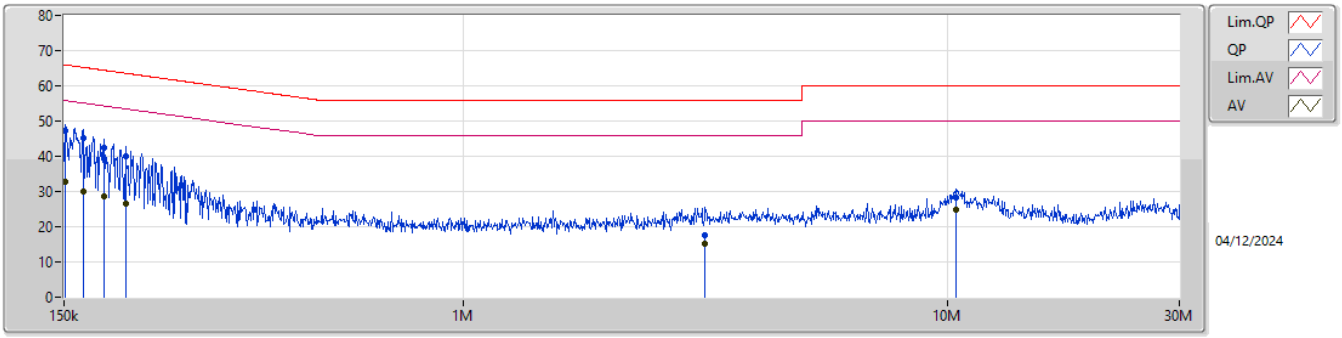

Type	Freq	Level	Limit	Margin	Factor	Condition	Comment	Raw	LISN	CL	AT
	(Hz)	(dBuV)	(dBuV)	(dB)	(dB)			(dBuV)	(dB)	(dB)	(dB)
QP	150.6k	47.08	65.96	-18.88	19.64	Neutral	-	27.44	9.60	0.07	9.97
AV	150.6k	32.68	55.96	-23.28	19.64	Neutral	-	13.04	9.60	0.07	9.97
QP	164.425k	45.31	65.24	-19.93	19.64	Neutral	-	25.67	9.60	0.07	9.97
AV	164.425k	29.96	55.24	-25.28	19.64	Neutral	-	10.32	9.60	0.07	9.97
QP	181.681k	42.48	64.41	-21.93	19.65	Neutral	-	22.83	9.60	0.08	9.97
AV	181.681k	28.47	54.41	-25.94	19.65	Neutral	-	8.82	9.60	0.08	9.97
QP	200.748k	40.10	63.57	-23.47	19.66	Neutral	-	20.44	9.60	0.09	9.97
AV	200.748k	26.45	53.57	-27.12	19.66	Neutral	-	6.79	9.60	0.09	9.97
QP	3.154M	17.59	56.00	-38.41	19.68	Neutral	-	-2.09	9.62	0.08	9.98
AV	3.154M	15.07	46.00	-30.93	19.68	Neutral	-	-4.61	9.62	0.08	9.98
QP	10.365M	28.44	60.00	-31.56	19.69	Neutral	-	8.75	9.66	0.05	9.98
AV	10.365M	24.71	50.00	-25.29	19.69	Neutral	-	5.02	9.66	0.05	9.98

Summary

Mode	Max-N dB	Max-OBW	ITU-Code	Min-N dB	Min-OBW
	(Hz)	(Hz)		(Hz)	(Hz)
5.15-5.25GHz	-	-	-	-	-
802.11a_Nss1,(6Mbps)_2TX	22.275M	16.751M	16M8D1D	21.505M	16.639M
802.11be EHT20_Nss1,(MCS0)_2TX	22.66M	19.094M	19M1D1D	21.505M	19.025M
802.11be EHT40_Nss1,(MCS0)_2TX	44.22M	38.04M	38M0D1D	42.57M	37.973M
802.11be EHT80_Nss1,(MCS0)_2TX	87.34M	77.778M	77M8D1D	87.12M	77.669M
5.725-5.85GHz	-	-	-	-	-
802.11a_Nss1,(6Mbps)_2TX	16.39M	16.74M	16M7D1D	16.335M	16.662M
802.11be EHT20_Nss1,(MCS0)_2TX	19.085M	19.09M	19M1D1D	18.37M	19.026M
802.11be EHT40_Nss1,(MCS0)_2TX	38.17M	37.998M	38M0D1D	38.06M	37.896M
802.11be EHT80_Nss1,(MCS0)_2TX	78.32M	77.71M	77M7D1D	78.1M	77.677M

Max-N dB = Maximum 6dB down bandwidth for 5.725-5.85GHz band / Maximum 26dB down bandwidth for other band;
Max-OBW = Maximum 99% occupied bandwidth;
Min-N dB = Minimum 6dB down bandwidth for 5.725-5.85GHz band / Maximum 26dB down bandwidth for other band;
Min-OBW = Minimum 99% occupied bandwidth

Result

Mode	Result	Limit	Port 1-N dB	Port 1-OBW	Port 2-N dB	Port 2-OBW
		(Hz)	(Hz)	(Hz)	(Hz)	(Hz)
802.11a_Nss1,(6Mbps)_2TX	-	-	-	-	-	-
5180MHz	Pass	Inf	22.275M	16.729M	21.615M	16.639M
5200MHz	Pass	Inf	22M	16.655M	21.67M	16.654M
5240MHz	Pass	Inf	22.055M	16.751M	21.505M	16.747M
5745MHz	Pass	500k	16.39M	16.735M	16.335M	16.706M
5785MHz	Pass	500k	16.335M	16.701M	16.335M	16.662M
5825MHz	Pass	500k	16.335M	16.74M	16.39M	16.738M
802.11be EHT20_Nss1,(MCS0)_2TX	-	-	-	-	-	-
5180MHz	Pass	Inf	21.505M	19.032M	21.945M	19.033M
5200MHz	Pass	Inf	22.605M	19.045M	21.78M	19.04M
5240MHz	Pass	Inf	22M	19.025M	22.66M	19.094M
5745MHz	Pass	500k	18.48M	19.09M	18.81M	19.058M
5785MHz	Pass	500k	19.085M	19.043M	19.085M	19.069M
5825MHz	Pass	500k	18.37M	19.074M	19.085M	19.026M
802.11be EHT40_Nss1,(MCS0)_2TX	-	-	-	-	-	-
5190MHz	Pass	Inf	42.9M	37.973M	42.57M	37.996M
5230MHz	Pass	Inf	44.22M	38.038M	42.57M	38.04M
5755MHz	Pass	500k	38.06M	37.942M	38.17M	37.998M
5795MHz	Pass	500k	38.17M	37.896M	38.17M	37.942M
802.11be EHT80_Nss1,(MCS0)_2TX	-	-	-	-	-	-
5210MHz	Pass	Inf	87.34M	77.669M	87.12M	77.778M
5775MHz	Pass	500k	78.1M	77.71M	78.32M	77.677M

Port X-N dB = Port X 6dB down bandwidth for 5.725-5.85GHz band / 26dB down bandwidth for other band
Port X-OBW = Port X 99% occupied bandwidth

5.15-5.25GHz_802.11a_Nss1,(6Mbps)_2TX **EBW**

5180MHz

06/12/2024

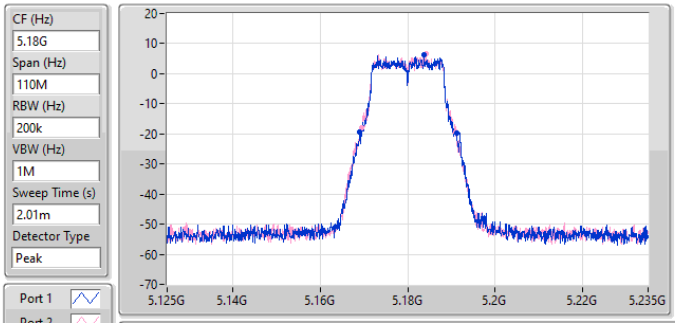

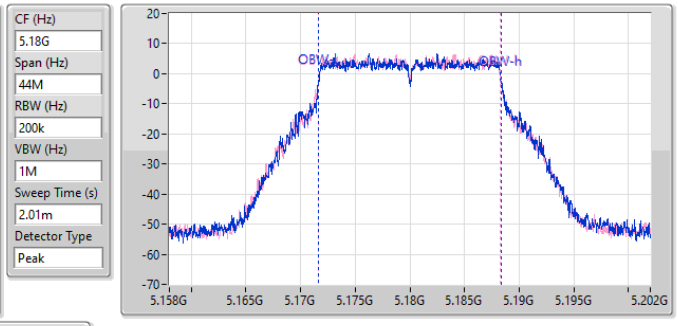

26dB(Hz)	Fl-26dB(Hz)	Fh-26dB(Hz)	OBW(Hz)	Fl-OBW(Hz)	Fh-OBW(Hz)	Limit(Hz)	Port
22.275M	5.168945G	5.19122G	16.729M	5.171649G	5.188378G	Inf	1
21.615M	5.169385G	5.191G	16.639M	5.171673G	5.188312G	Inf	2

5.15-5.25GHz_802.11be EHT20_Nss1,(MCS0)_2TX **EBW**

5240MHz

06/12/2024

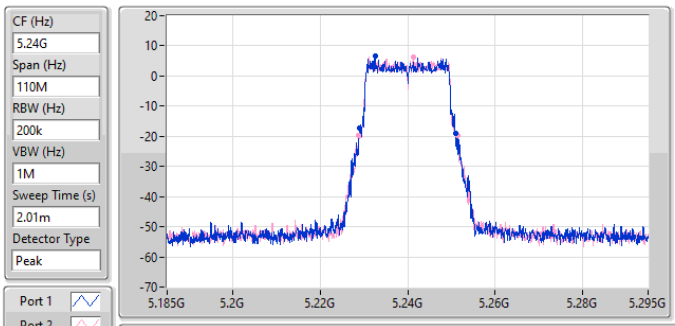

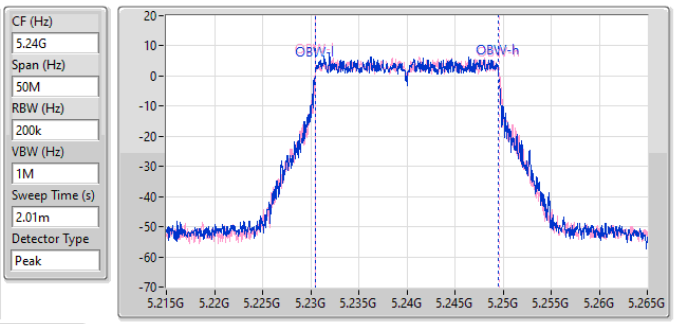

26dB(Hz)	Fl-26dB(Hz)	Fh-26dB(Hz)	OBW(Hz)	Fl-OBW(Hz)	Fh-OBW(Hz)	Limit(Hz)	Port
22M	5.228945G	5.250945G	19.025M	5.230477G	5.249501G	Inf	1
22.66M	5.228835G	5.251495G	19.094M	5.230506G	5.249601G	Inf	2

5.15-5.25GHz_802.11be EHT40_Nss1,(MCS0)_2TX **EBW**

5230MHz

06/12/2024

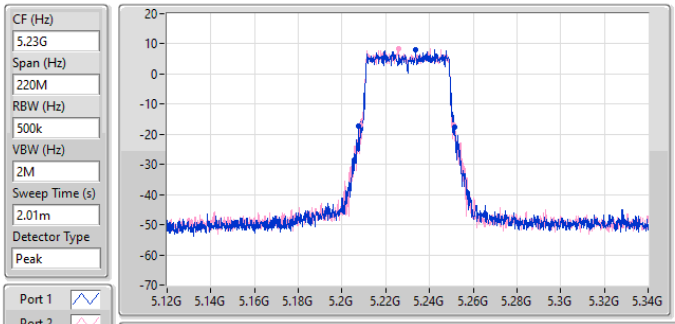

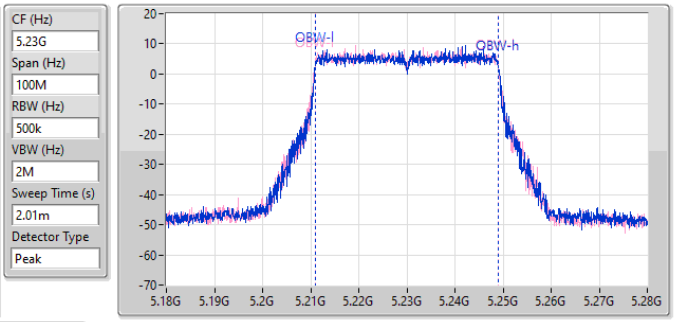

26dB(Hz)	Fl-26dB(Hz)	Fh-26dB(Hz)	OBW(Hz)	Fl-OBW(Hz)	Fh-OBW(Hz)	Limit(Hz)	Port
44.22M	5.20745G	5.25167G	38.038M	5.210977G	5.249015G	Inf	1
42.57M	5.20833G	5.2509G	38.04M	5.210949G	5.248989G	Inf	2

5.15-5.25GHz_802.11be EHT80_Nss1,(MCS0)_2TX **EBW**

5210MHz

06/12/2024

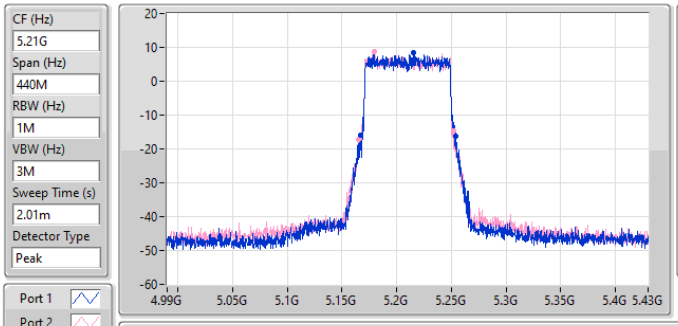

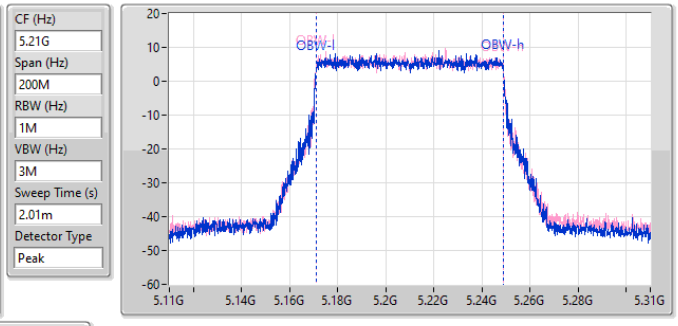

26dB(Hz)	Fl-26dB(Hz)	Fh-26dB(Hz)	OBW(Hz)	Fl-OBW(Hz)	Fh-OBW(Hz)	Limit(Hz)	Port
87.34M	5.16666G	5.254G	77.669M	5.171143G	5.248812G	Inf	1
87.12M	5.1649G	5.25202G	77.778M	5.171015G	5.248793G	Inf	2

5.725-5.85GHz_802.11a_Nss1,(6Mbps)_2TX **EBW**

5745MHz

06/12/2024

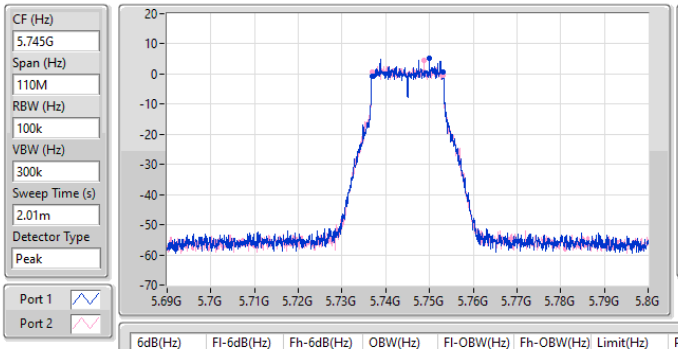

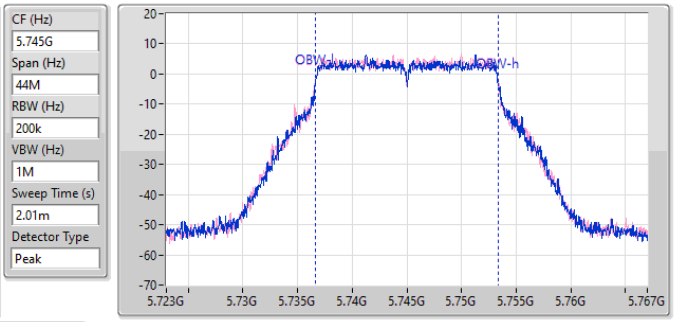

6dB(Hz)	Fl-6dB(Hz)	Fh-6dB(Hz)	OBW(Hz)	Fl-OBW(Hz)	Fh-OBW(Hz)	Limit(Hz)	Port
16.39M	5.736805G	5.753195G	16.735M	5.736648G	5.753383G	500k	1
16.335M	5.73686G	5.753195G	16.706M	5.736634G	5.75334G	500k	2

5.725-5.85GHz_802.11a_Nss1,(6Mbps)_2TX **EBW**

5745MHz

06/12/2024

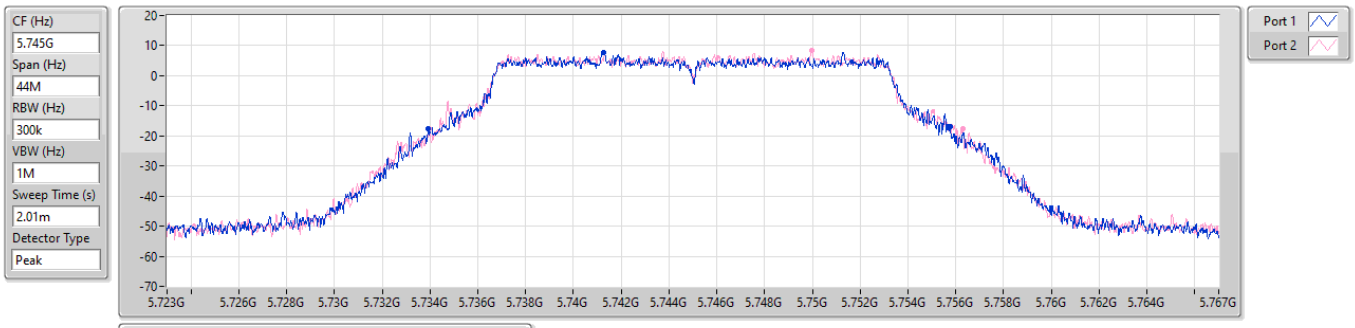

26dB(Hz)	Fl-26dB(Hz)	Fh-26dB(Hz)	Limit(Hz)	Port
21.824M	5.733934G	5.755758G	Inf	1
22.33M	5.733956G	5.756286G	Inf	2

5.725-5.85GHz_802.11be EHT20_Nss1,(MCS0)_2TX **EBW**

5785MHz

06/12/2024

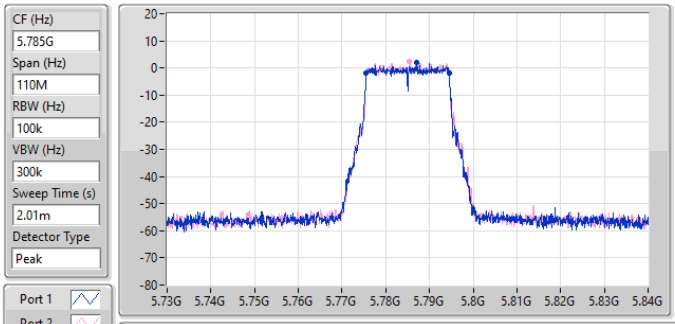

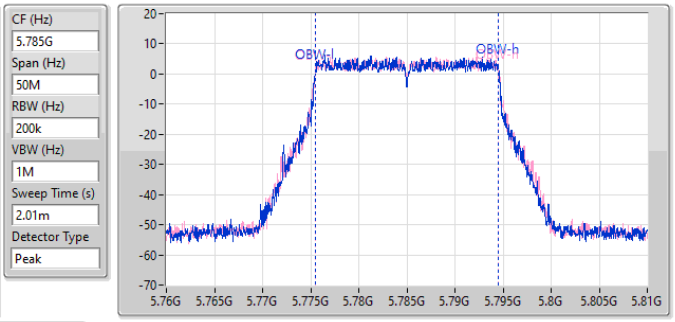

6dB(Hz)	Fl-6dB(Hz)	Fh-6dB(Hz)	OBW(Hz)	Fl-OBW(Hz)	Fh-OBW(Hz)	Limit(Hz)	Port
19.085M	5.775485G	5.79457G	19.043M	5.775485G	5.794528G	500k	1
19.085M	5.775485G	5.79457G	19.069M	5.775473G	5.794542G	500k	2

5.725-5.85GHz_802.11be EHT20_Nss1,(MCS0)_2TX **EBW**

5785MHz

06/12/2024

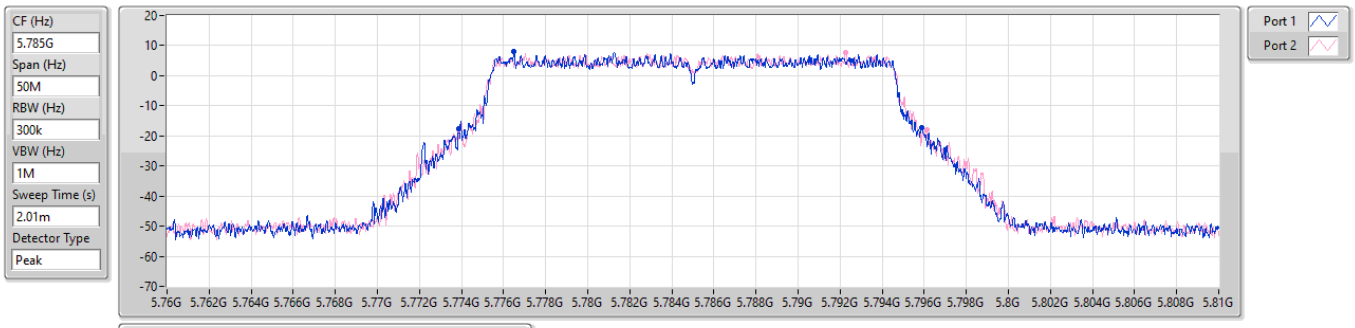

26dB(Hz)	Fl-26dB(Hz)	Fh-26dB(Hz)	Limit(Hz)	Port
22.05M	5.77385G	5.7959G	Inf	1
22.25M	5.773875G	5.796125G	Inf	2

5.725-5.85GHz_802.11be EHT40_Nss1,(MCS0)_2TX **EBW**

5755MHz

06/12/2024

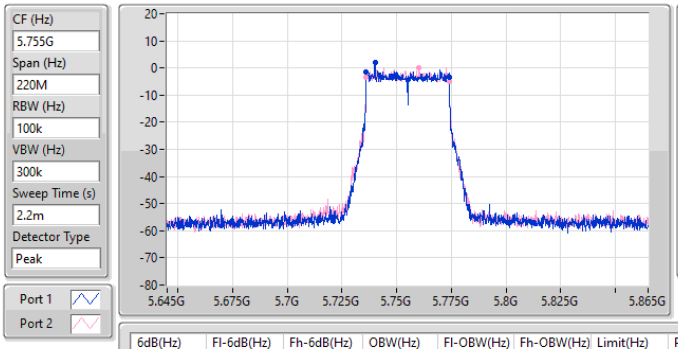

6dB(Hz)	Fl-6dB(Hz)	Fh-6dB(Hz)	OBW(Hz)	Fl-OBW(Hz)	Fh-OBW(Hz)	Limit(Hz)	Port
38.06M	5.73597G	5.77403G	37.942M	5.736024G	5.773966G	500k	1
38.17M	5.73597G	5.77414G	37.998M	5.736014G	5.774011G	500k	2

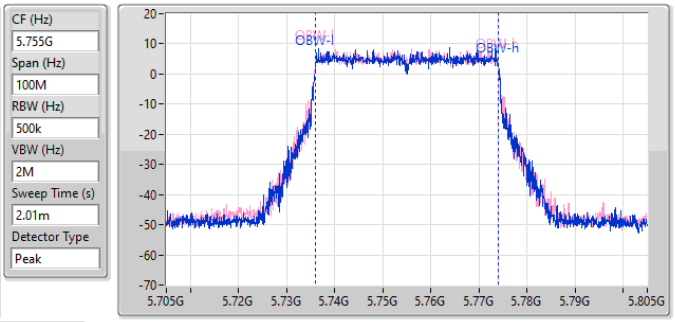

5.725-5.85GHz_802.11be EHT40_Nss1,(MCS0)_2TX **EBW**

5755MHz

06/12/2024

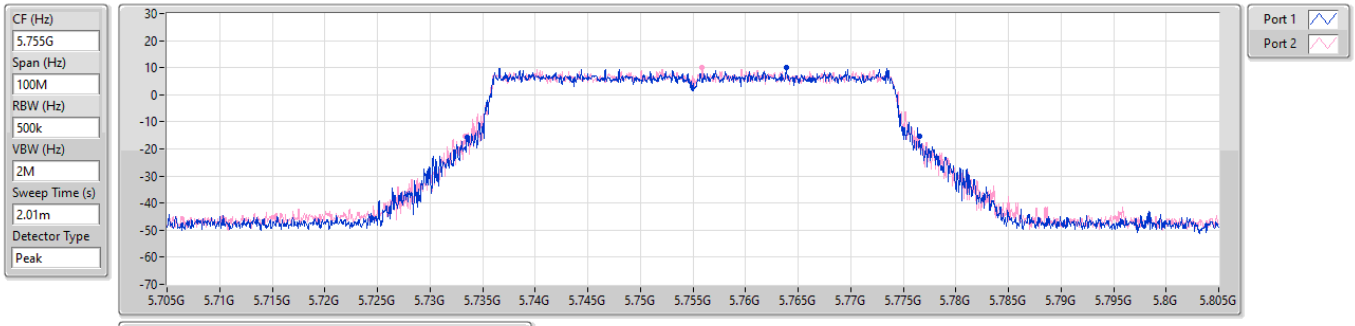

26dB(Hz)	Fl-26dB(Hz)	Fh-26dB(Hz)	Limit(Hz)	Port
43M	5.73355G	5.77655G	Inf	1
43.05M	5.7333G	5.77635G	Inf	2

5.725-5.85GHz_802.11be EHT80_Nss1,(MCS0)_2TX **EBW**

5775MHz

06/12/2024

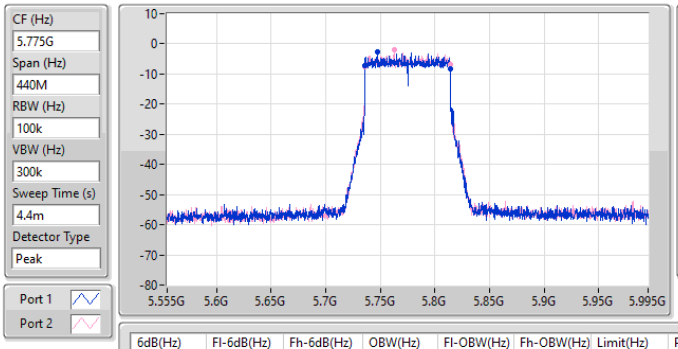

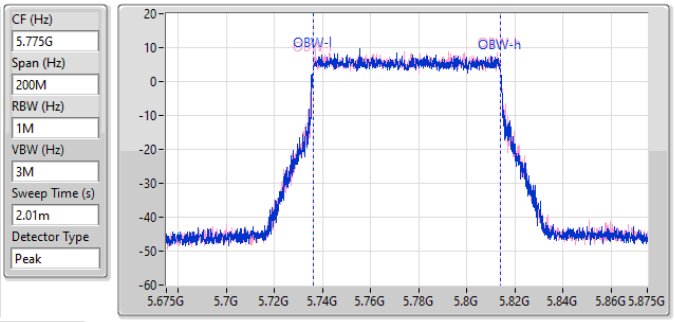

6dB(Hz)	Fl-6dB(Hz)	Fh-6dB(Hz)	OBW(Hz)	Fl-OBW(Hz)	Fh-OBW(Hz)	Limit(Hz)	Port
78.1M	5.73606G	5.81416G	77.71M	5.736078G	5.813788G	500k	1
78.32M	5.73584G	5.81416G	77.677M	5.736218G	5.813895G	500k	2

5.725-5.85GHz_802.11be EHT80_Nss1,(MCS0)_2TX **EBW**

5775MHz

06/12/2024

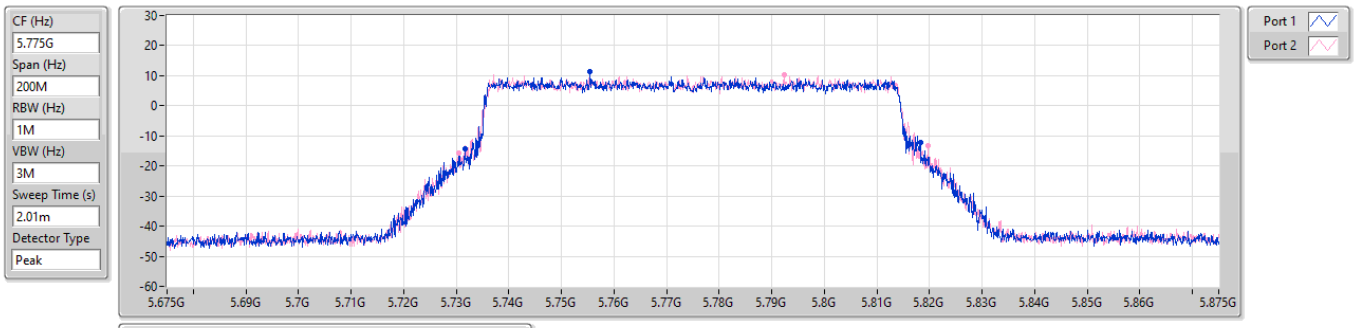

26dB(Hz)	Fl-26dB(Hz)	Fh-26dB(Hz)	Limit(Hz)	Port
86.7M	5.7316G	5.8183G	Inf	1
89.3M	5.7304G	5.8197G	Inf	2

Summary

Mode	Max-N dB (Hz)	Max-OBW (Hz)	ITU-Code	Min-N dB (Hz)	Min-OBW (Hz)
5.15-5.25GHz	-	-	-	-	-
802.11a_Nss1,(6Mbps)_2TX	23.1M	16.844M	16M8D1D	21.23M	16.602M
802.11be EHT20_Nss1,(MCS0)_2TX	22.44M	19.04M	19M0D1D	20.9M	18.966M
802.11be EHT40_Nss1,(MCS0)_2TX	41.8M	37.981M	38M0D1D	41.03M	37.781M
802.11be EHT80_Nss1,(MCS0)_2TX	84.7M	77.461M	77M5D1D	84.04M	77.361M
5.725-5.85GHz	-	-	-	-	-
802.11a_Nss1,(6Mbps)_2TX	16.555M	16.844M	16M8D1D	16.335M	16.58M
802.11be EHT20_Nss1,(MCS0)_2TX	19.195M	19.04M	19M0D1D	18.15M	18.991M
802.11be EHT40_Nss1,(MCS0)_2TX	38.28M	37.931M	37M9D1D	38.06M	37.831M
802.11be EHT80_Nss1,(MCS0)_2TX	78.32M	77.561M	77M6D1D	78.1M	77.561M

Max-N dB = Maximum 6dB down bandwidth for 5.725-5.85GHz band / Maximum 26dB down bandwidth for other band;
Max-OBW = Maximum 99% occupied bandwidth;
Min-N dB = Minimum 6dB down bandwidth for 5.725-5.85GHz band / Maximum 26dB down bandwidth for other band;
Min-OBW = Minimum 99% occupied bandwidth

Result

Mode	Result	Limit (Hz)	Port 1-N dB (Hz)	Port 1-OBW (Hz)	Port 2-N dB (Hz)	Port 2-OBW (Hz)
802.11a_Nss1,(6Mbps)_2TX	-	-	-	-	-	-
5180MHz	Pass	Inf	22.055M	16.602M	21.285M	16.69M
5200MHz	Pass	Inf	21.23M	16.69M	23.1M	16.734M
5240MHz	Pass	Inf	22.165M	16.844M	22M	16.624M
5745MHz	Pass	500k	16.335M	16.712M	16.5M	16.58M
5785MHz	Pass	500k	16.555M	16.668M	16.445M	16.844M
5825MHz	Pass	500k	16.555M	16.844M	16.555M	16.69M
802.11be EHT20_Nss1,(MCS0)_2TX	-	-	-	-	-	-
5180MHz	Pass	Inf	21.615M	18.991M	21.01M	19.04M
5200MHz	Pass	Inf	20.9M	19.015M	21.78M	18.966M
5240MHz	Pass	Inf	21.23M	19.015M	22.44M	19.015M
5745MHz	Pass	500k	19.085M	19.015M	18.81M	18.991M
5785MHz	Pass	500k	18.7M	19.04M	18.15M	19.04M
5825MHz	Pass	500k	19.195M	19.015M	19.085M	18.991M
802.11be EHT40_Nss1,(MCS0)_2TX	-	-	-	-	-	-
5190MHz	Pass	Inf	41.36M	37.781M	41.25M	37.781M
5230MHz	Pass	Inf	41.8M	37.781M	41.03M	37.981M
5755MHz	Pass	500k	38.06M	37.931M	38.28M	37.831M
5795MHz	Pass	500k	38.28M	37.931M	38.17M	37.881M
802.11be EHT80_Nss1,(MCS0)_2TX	-	-	-	-	-	-
5210MHz	Pass	Inf	84.7M	77.461M	84.04M	77.361M
5775MHz	Pass	500k	78.32M	77.561M	78.1M	77.561M

Port X-N dB = Port X 6dB down bandwidth for 5.725-5.85GHz band / 26dB down bandwidth for other band
Port X-OBW = Port X 99% occupied bandwidth

5.15-5.25GHz_802.11a_Nss1,(6Mbps)_2TX **EBW**

5200MHz

21/11/2024

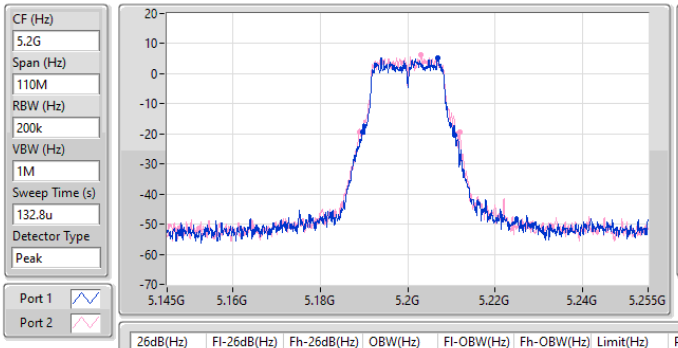

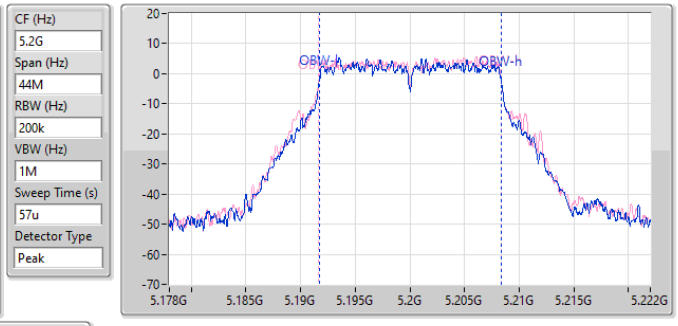

26dB(Hz)	Fl-26dB(Hz)	Fh-26dB(Hz)	OBW(Hz)	Fl-OBW(Hz)	Fh-OBW(Hz)	Limit(Hz)	Port
21.23M	5.189605G	5.210835G	16.69M	5.191688G	5.208378G	Inf	1
23.1M	5.18889G	5.21199G	16.734M	5.191622G	5.208356G	Inf	2

5.15-5.25GHz_802.11be EHT20_Nss1,(MCS0)_2TX **EBW**

5240MHz

21/11/2024

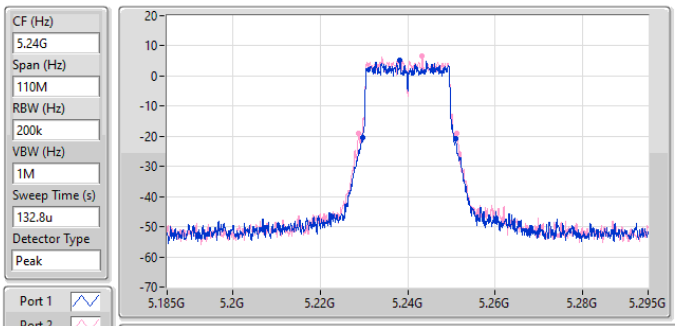

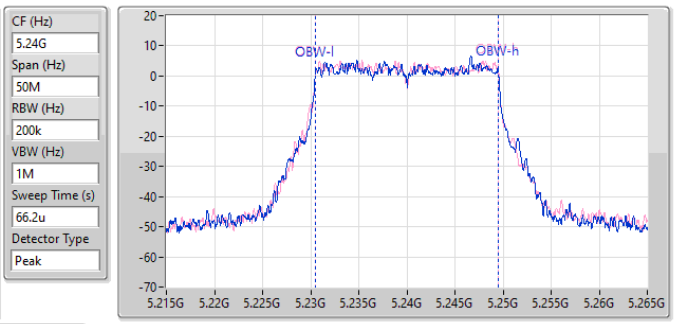

26dB(Hz)	Fl-26dB(Hz)	Fh-26dB(Hz)	OBW(Hz)	Fl-OBW(Hz)	Fh-OBW(Hz)	Limit(Hz)	Port
21.23M	5.229715G	5.250945G	19.015M	5.230505G	5.24952G	Inf	1
22.44M	5.22878G	5.25122G	19.015M	5.230505G	5.24952G	Inf	2

5.15-5.25GHz_802.11be EHT40_Nss1,(MCS0)_2TX **EBW**

5230MHz

21/11/2024

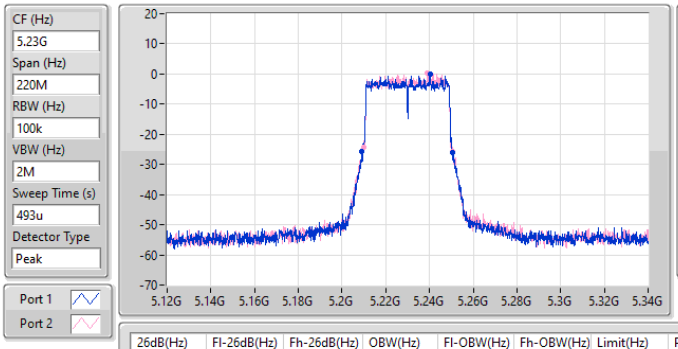

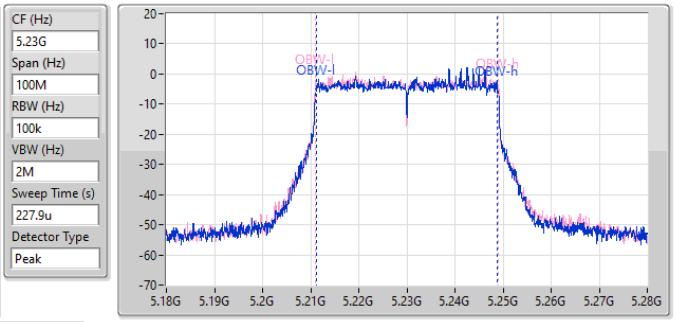

26dB(Hz)	Fl-26dB(Hz)	Fh-26dB(Hz)	OBW(Hz)	Fl-OBW(Hz)	Fh-OBW(Hz)	Limit(Hz)	Port
41.8M	5.20888G	5.25068G	37.781M	5.211109G	5.248891G	Inf	1
41.03M	5.20976G	5.25079G	37.981M	5.211009G	5.248991G	Inf	2

5.15-5.25GHz_802.11be EHT80_Nss1,(MCS0)_2TX **EBW**

5210MHz

21/11/2024

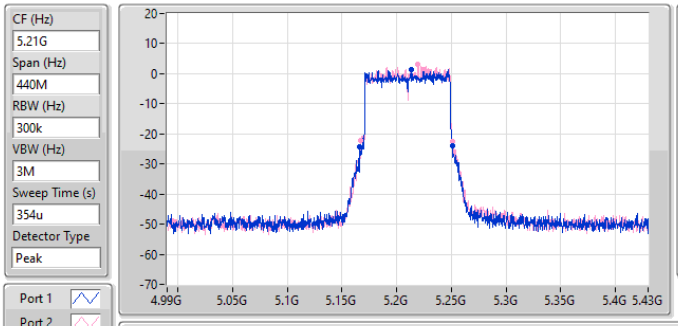

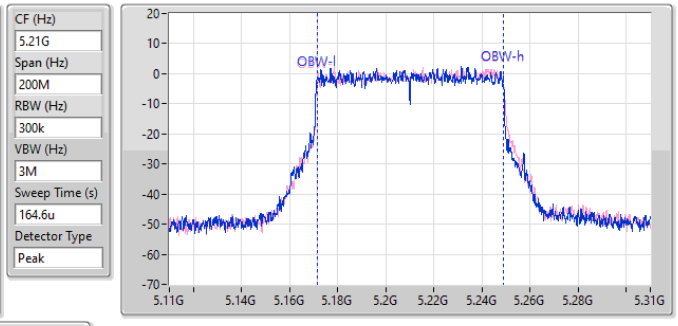

26dB(Hz)	Fl-26dB(Hz)	Fh-26dB(Hz)	OBW(Hz)	Fl-OBW(Hz)	Fh-OBW(Hz)	Limit(Hz)	Port
84.7M	5.16622G	5.25092G	77.461M	5.171319G	5.248781G	Inf	1
84.04M	5.16732G	5.25136G	77.361M	5.171519G	5.248881G	Inf	2

5.725-5.85GHz_802.11a_Nss1,(6Mbps)_2TX **EBW**

5785MHz

21/11/2024

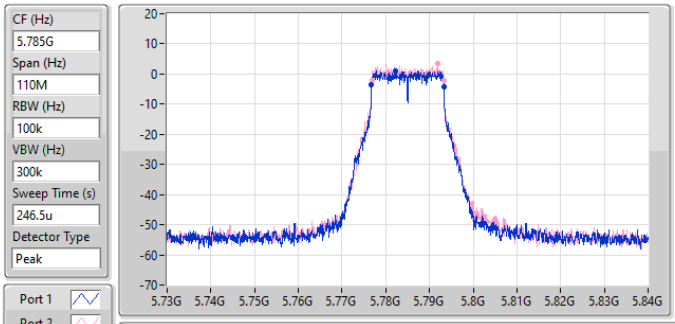

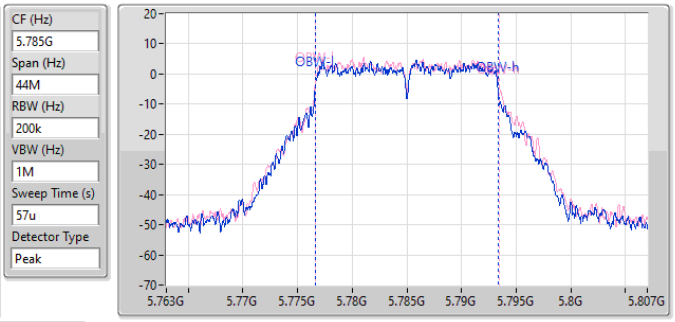

6dB(Hz)	Fl-6dB(Hz)	Fh-6dB(Hz)	OBW(Hz)	Fl-OBW(Hz)	Fh-OBW(Hz)	Limit(Hz)	Port
16.555M	5.77675G	5.793305G	16.668M	5.776666G	5.793334G	500k	1
16.445M	5.776805G	5.79325G	16.844M	5.776666G	5.79351G	500k	2

5.725-5.85GHz_802.11a_Nss1,(6Mbps)_2TX **EBW**

5785MHz

21/11/2024

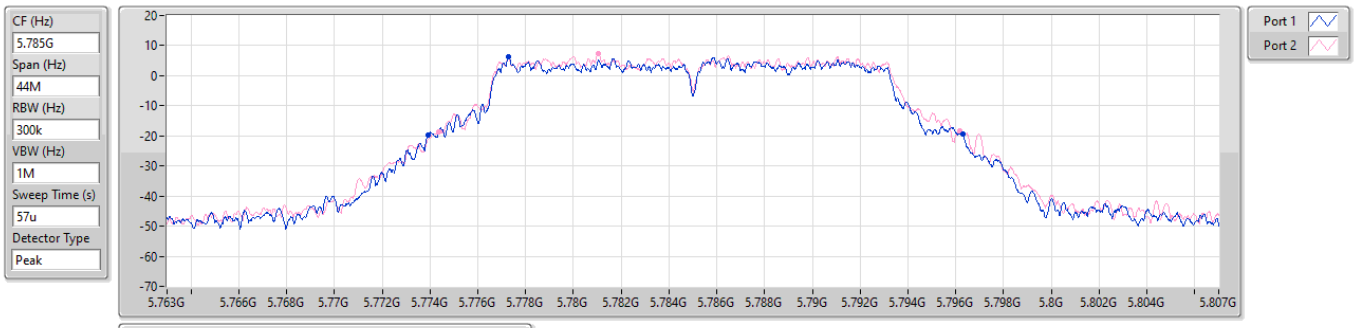

26dB(Hz)	Fl-26dB(Hz)	Fh-26dB(Hz)	Limit(Hz)	Port
22.374M	5.773912G	5.796286G	Inf	1
21.824M	5.774352G	5.796176G	Inf	2

5.725-5.85GHz_802.11be EHT20_Nss1,(MCS0)_2TX **EBW**

5825MHz

21/11/2024

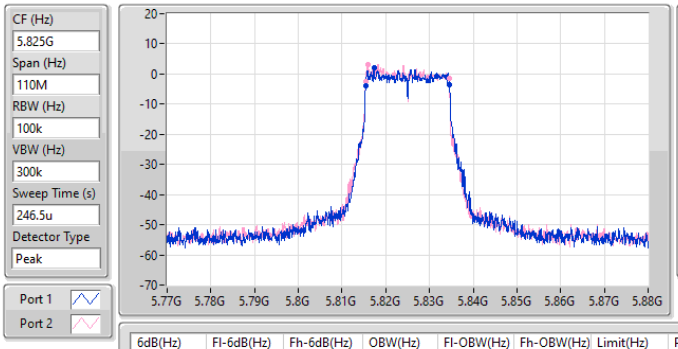

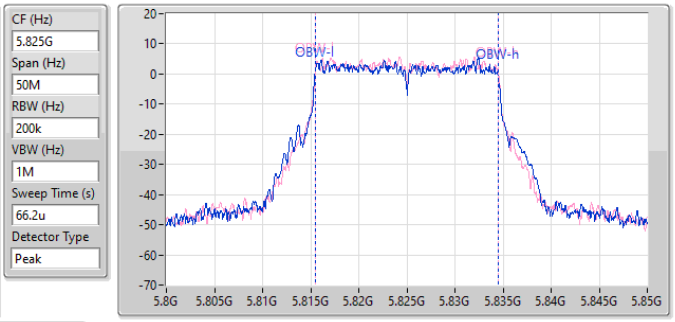

6dB(Hz)	Fl-6dB(Hz)	Fh-6dB(Hz)	OBW(Hz)	Fl-OBW(Hz)	Fh-OBW(Hz)	Limit(Hz)	Port
19.195M	5.815375G	5.83457G	19.015M	5.815455G	5.83447G	500k	1
19.085M	5.81543G	5.834515G	18.991M	5.815505G	5.834495G	500k	2

5.725-5.85GHz_802.11be EHT20_Nss1,(MCS0)_2TX **EBW**

5825MHz

21/11/2024

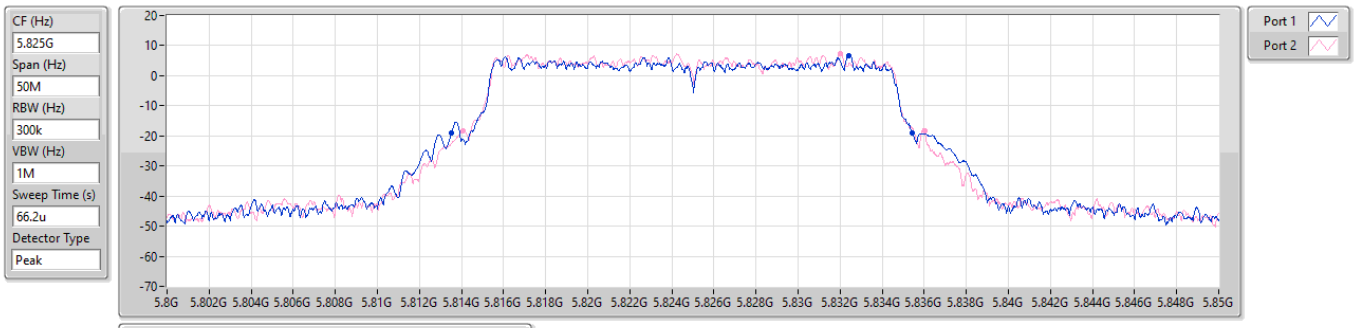

26dB(Hz)	Fl-26dB(Hz)	Fh-26dB(Hz)	Limit(Hz)	Port
21.9M	5.813525G	5.835425G	Inf	1
21.975M	5.81405G	5.836025G	Inf	2

5.725-5.85GHz_802.11be EHT40_Nss1,(MCS0)_2TX **EBW**

5755MHz

21/11/2024

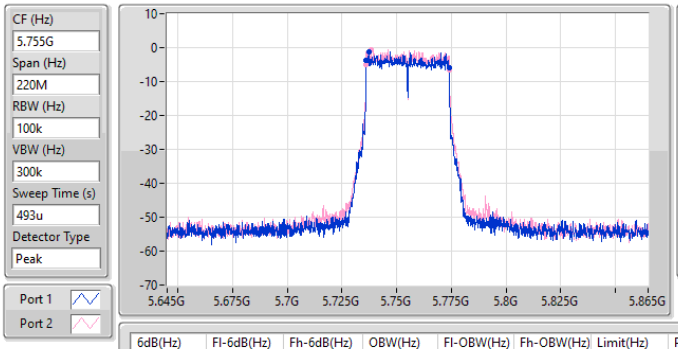

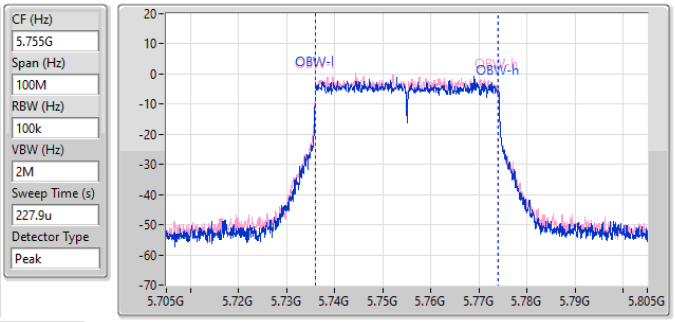

6dB(Hz)	Fl-6dB(Hz)	Fh-6dB(Hz)	OBW(Hz)	Fl-OBW(Hz)	Fh-OBW(Hz)	Limit(Hz)	Port
38.06M	5.73597G	5.77403G	37.931M	5.736059G	5.773991G	500k	1
38.28M	5.73586G	5.77414G	37.831M	5.736059G	5.773891G	500k	2

5.725-5.85GHz_802.11be EHT40_Nss1,(MCS0)_2TX **EBW**

5755MHz

21/11/2024

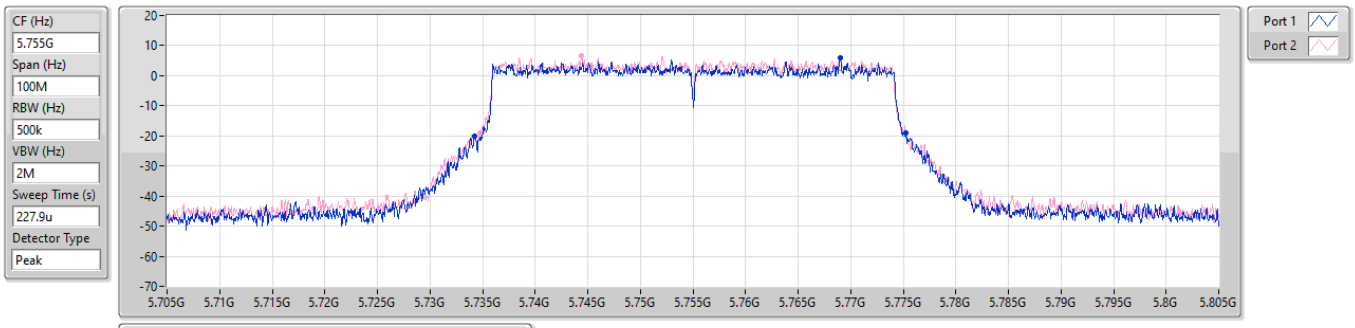

26dB(Hz)	Fl-26dB(Hz)	Fh-26dB(Hz)	Limit(Hz)	Port
41.1M	5.7342G	5.7753G	Inf	1
40.55M	5.7347G	5.77525G	Inf	2

5.725-5.85GHz_802.11be EHT80_Nss1,(MCS0)_2TX **EBW**

5775MHz

21/11/2024

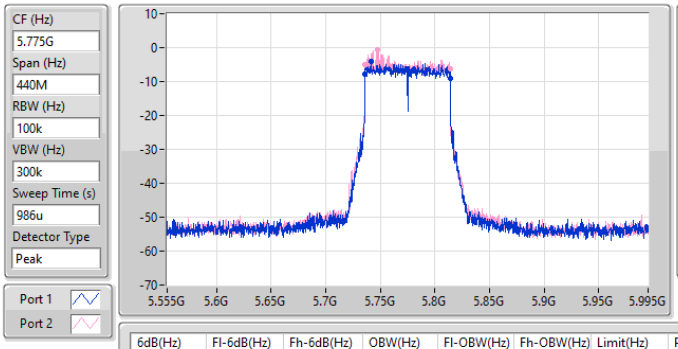

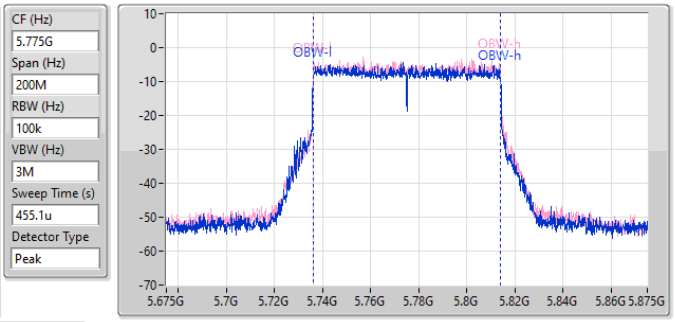

6dB(Hz)	Fl-6dB(Hz)	Fh-6dB(Hz)	OBW(Hz)	Fl-OBW(Hz)	Fh-OBW(Hz)	Limit(Hz)	Port
78.32M	5.73584G	5.81416G	77.561M	5.736219G	5.813781G	500k	1
78.1M	5.73584G	5.81394G	77.561M	5.736219G	5.813781G	500k	2

5.725-5.85GHz_802.11be EHT80_Nss1,(MCS0)_2TX **EBW**

5775MHz

21/11/2024

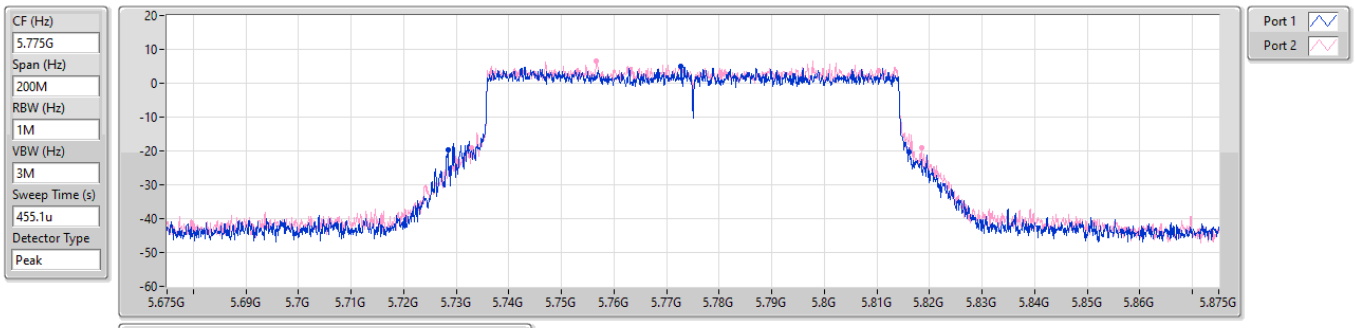

26dB(Hz)	Fl-26dB(Hz)	Fh-26dB(Hz)	Limit(Hz)	Port
87.8M	5.7284G	5.8162G	Inf	1
85.6M	5.7329G	5.8185G	Inf	2

Summary

Mode	Max-N dB (Hz)	Max-OBW (Hz)	ITU-Code	Min-N dB (Hz)	Min-OBW (Hz)
5.15-5.25GHz	-	-	-	-	-
802.11a_Nss1,(6Mbps)_2TX	22.385M	16.998M	17M0D1D	21.23M	16.558M
802.11be EHT20_Nss1,(MCS0)_2TX	22.165M	19.115M	19M1D1D	21.065M	18.991M
802.11be EHT40_Nss1,(MCS0)_2TX	43.01M	38.131M	38M1D1D	40.04M	37.931M
802.11be EHT80_Nss1,(MCS0)_2TX	83.6M	77.661M	77M7D1D	82.5M	77.361M
5.725-5.85GHz	-	-	-	-	-
802.11a_Nss1,(6Mbps)_2TX	16.555M	16.8M	16M8D1D	16.335M	16.58M
802.11be EHT20_Nss1,(MCS0)_2TX	19.195M	19.14M	19M1D1D	18.315M	18.916M
802.11be EHT40_Nss1,(MCS0)_2TX	38.28M	37.981M	38M0D1D	37.95M	37.881M
802.11be EHT80_Nss1,(MCS0)_2TX	78.1M	77.661M	77M7D1D	76.12M	77.461M

Max-N dB = Maximum 6dB down bandwidth for 5.725-5.85GHz band / Maximum 26dB down bandwidth for other band;
Max-OBW = Maximum 99% occupied bandwidth;
Min-N dB = Minimum 6dB down bandwidth for 5.725-5.85GHz band / Maximum 26dB down bandwidth for other band;
Min-OBW = Minimum 99% occupied bandwidth

Result

Mode	Result	Limit (Hz)	Port 1-N dB (Hz)	Port 1-OBW (Hz)	Port 2-N dB (Hz)	Port 2-OBW (Hz)
802.11a_Nss1,(6Mbps)_2TX	-	-	-	-	-	-
5180MHz	Pass	Inf	21.835M	16.998M	21.945M	16.69M
5200MHz	Pass	Inf	21.505M	16.558M	22.385M	16.602M
5240MHz	Pass	Inf	21.23M	16.8M	22.275M	16.602M
5745MHz	Pass	500k	16.5M	16.8M	16.335M	16.58M
5785MHz	Pass	500k	16.335M	16.602M	16.555M	16.712M
5825MHz	Pass	500k	16.5M	16.712M	16.335M	16.668M
802.11be EHT20_Nss1,(MCS0)_2TX	-	-	-	-	-	-
5180MHz	Pass	Inf	22.165M	19.015M	21.065M	19.065M
5200MHz	Pass	Inf	21.175M	18.991M	21.12M	19.115M
5240MHz	Pass	Inf	21.23M	19.015M	21.89M	19.09M
5745MHz	Pass	500k	19.085M	19.04M	19.195M	18.991M
5785MHz	Pass	500k	19.085M	19.015M	19.14M	19.14M
5825MHz	Pass	500k	18.315M	18.916M	19.14M	19.04M
802.11be EHT40_Nss1,(MCS0)_2TX	-	-	-	-	-	-
5190MHz	Pass	Inf	40.37M	38.131M	43.01M	37.931M
5230MHz	Pass	Inf	41.47M	37.981M	40.04M	37.981M
5755MHz	Pass	500k	38.28M	37.881M	38.28M	37.881M
5795MHz	Pass	500k	37.95M	37.981M	38.17M	37.881M
802.11be EHT80_Nss1,(MCS0)_2TX	-	-	-	-	-	-
5210MHz	Pass	Inf	83.6M	77.361M	82.5M	77.661M
5775MHz	Pass	500k	78.1M	77.661M	76.12M	77.461M

Port X-N dB = Port X 6dB down bandwidth for 5.725-5.85GHz band / 26dB down bandwidth for other band
Port X-OBW = Port X 99% occupied bandwidth

5.15-5.25GHz_802.11a_Nss1,(6Mbps)_2TX **EBW**

5200MHz

03/12/2024

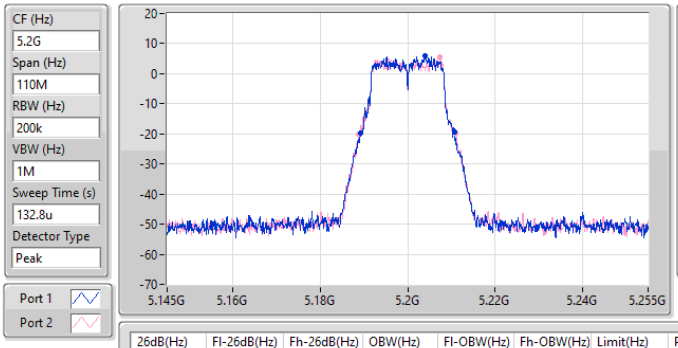

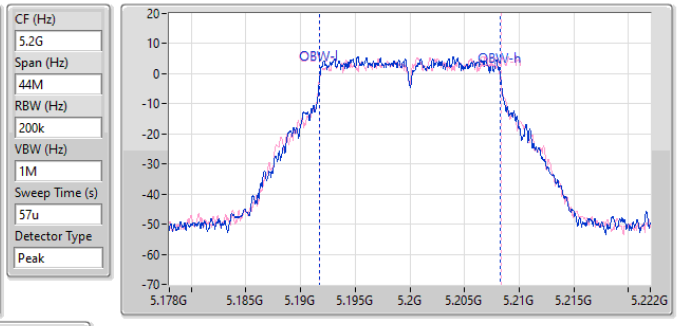

26dB(Hz)	Fl-26dB(Hz)	Fh-26dB(Hz)	OBW(Hz)	Fl-OBW(Hz)	Fh-OBW(Hz)	Limit(Hz)	Port
21.505M	5.18922G	5.210725G	16.558M	5.191754G	5.208312G	Inf	1
22.385M	5.188725G	5.21111G	16.602M	5.191732G	5.208334G	Inf	2

5.15-5.25GHz_802.11be EHT20_Nss1,(MCS0)_2TX **EBW**

5180MHz

03/12/2024

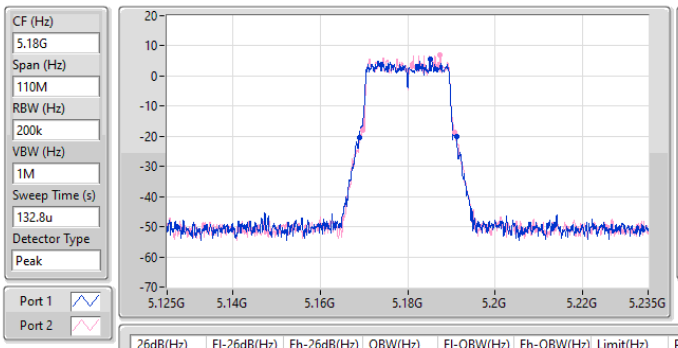

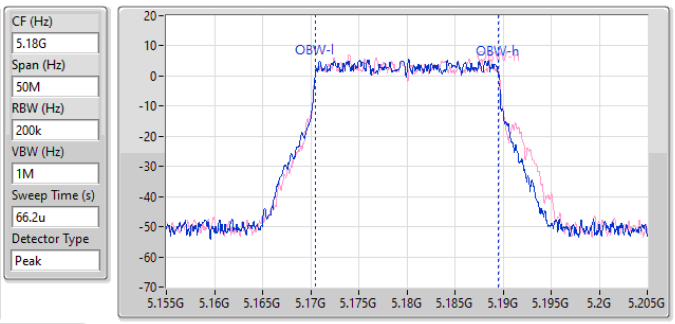

26dB(Hz)	Fl-26dB(Hz)	Fh-26dB(Hz)	OBW(Hz)	Fl-OBW(Hz)	Fh-OBW(Hz)	Limit(Hz)	Port
22.165M	5.169G	5.191165G	19.015M	5.170505G	5.18952G	Inf	1
21.065M	5.169605G	5.19067G	19.065M	5.170505G	5.18957G	Inf	2

5.15-5.25GHz_802.11be EHT40_Nss1,(MCS0)_2TX **EBW**

5190MHz

03/12/2024

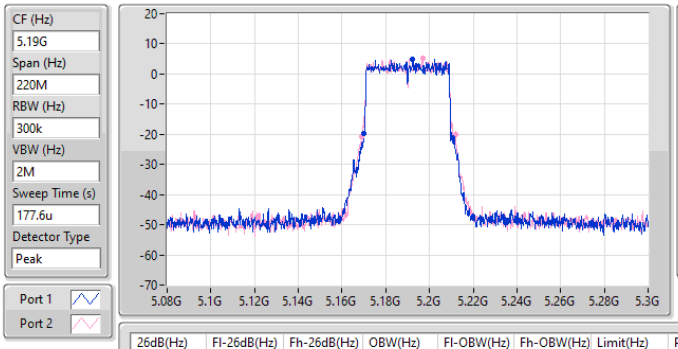

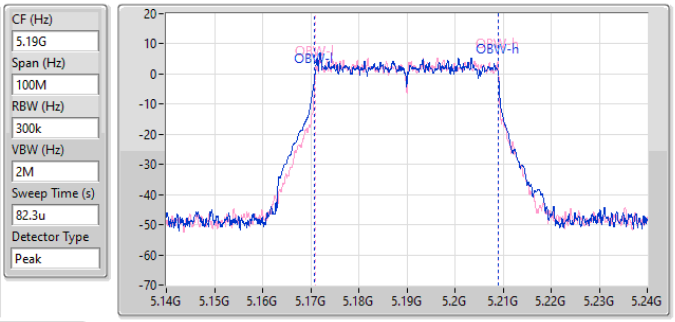

26dB(Hz)	Fl-26dB(Hz)	Fh-26dB(Hz)	OBW(Hz)	Fl-OBW(Hz)	Fh-OBW(Hz)	Limit(Hz)	Port
40.37M	5.16998G	5.21035G	38.131M	5.17081G	5.208941G	Inf	1
43.01M	5.1691G	5.21211G	37.931M	5.171059G	5.208991G	Inf	2

5.15-5.25GHz_802.11be EHT80_Nss1,(MCS0)_2TX **EBW**

5210MHz

03/12/2024

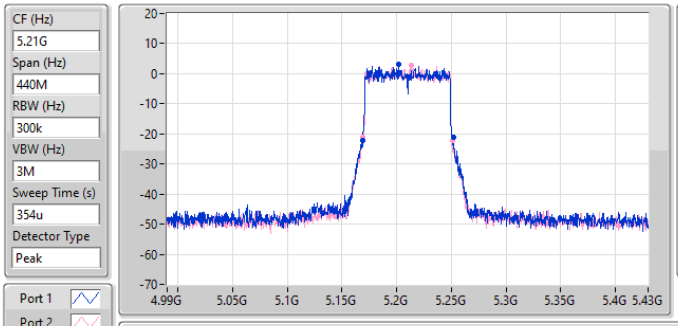

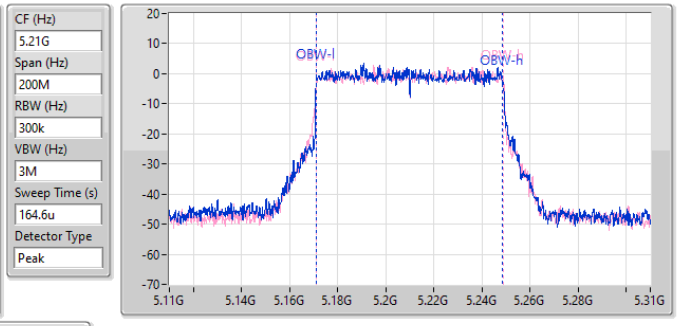

26dB(Hz)	Fl-26dB(Hz)	Fh-26dB(Hz)	OBW(Hz)	Fl-OBW(Hz)	Fh-OBW(Hz)	Limit(Hz)	Port
83.6M	5.16864G	5.25224G	77.361M	5.171219G	5.248581G	Inf	1
82.5M	5.16864G	5.25114G	77.661M	5.171219G	5.248881G	Inf	2

5.725-5.85GHz_802.11a_Nss1,(6Mbps)_2TX **EBW**

5785MHz

03/12/2024

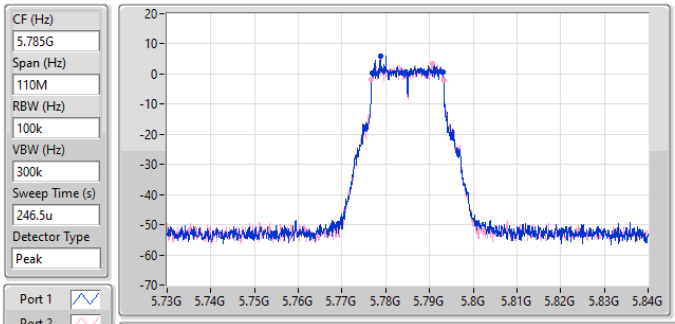

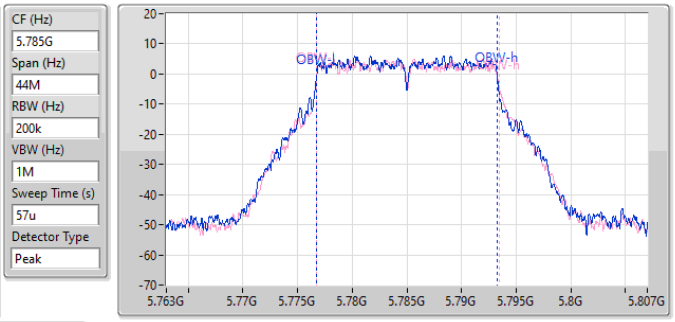

6dB(Hz)	Fl-6dB(Hz)	Fh-6dB(Hz)	OBW(Hz)	Fl-OBW(Hz)	Fh-OBW(Hz)	Limit(Hz)	Port
16.335M	5.77686G	5.793195G	16.602M	5.776688G	5.79329G	500k	1
16.555M	5.77675G	5.793305G	16.712M	5.77671G	5.793422G	500k	2

5.725-5.85GHz_802.11a_Nss1,(6Mbps)_2TX **EBW**

5785MHz

03/12/2024

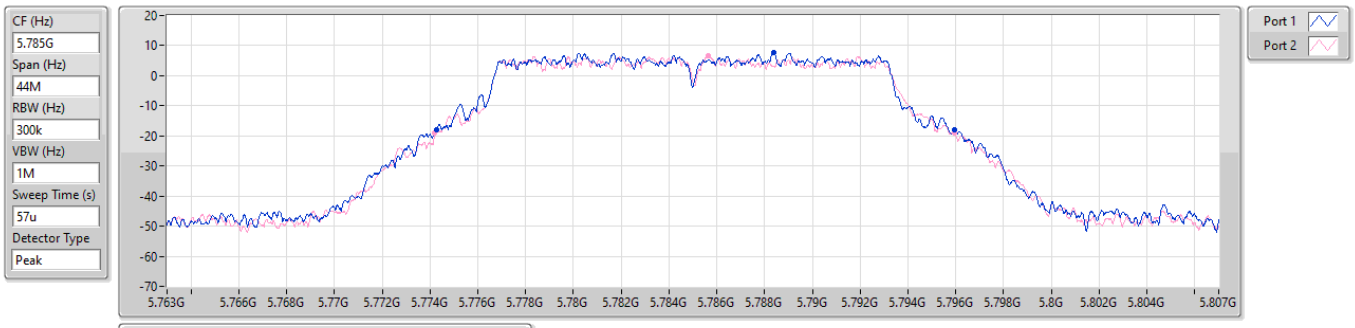

26dB(Hz)	Fl-26dB(Hz)	Fh-26dB(Hz)	Limit(Hz)	Port
21.67M	5.774286G	5.795956G	Inf	1
21.758M	5.774198G	5.795956G	Inf	2

5.725-5.85GHz_802.11be EHT20_Nss1,(MCS0)_2TX **EBW**

5745MHz

03/12/2024

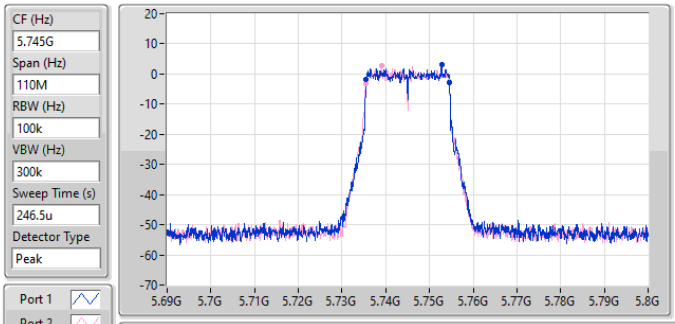

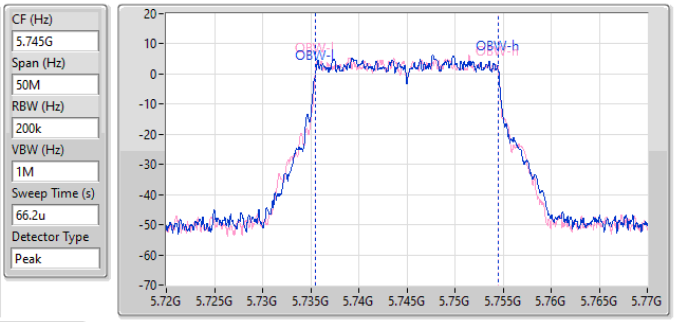

6dB(Hz)	Fl-6dB(Hz)	Fh-6dB(Hz)	OBW(Hz)	Fl-OBW(Hz)	Fh-OBW(Hz)	Limit(Hz)	Port
19.085M	5.735485G	5.75457G	19.04M	5.73548G	5.75452G	500k	1
19.195M	5.735375G	5.75457G	18.991M	5.735505G	5.754495G	500k	2

5.725-5.85GHz_802.11be EHT20_Nss1,(MCS0)_2TX **EBW**

5745MHz

03/12/2024

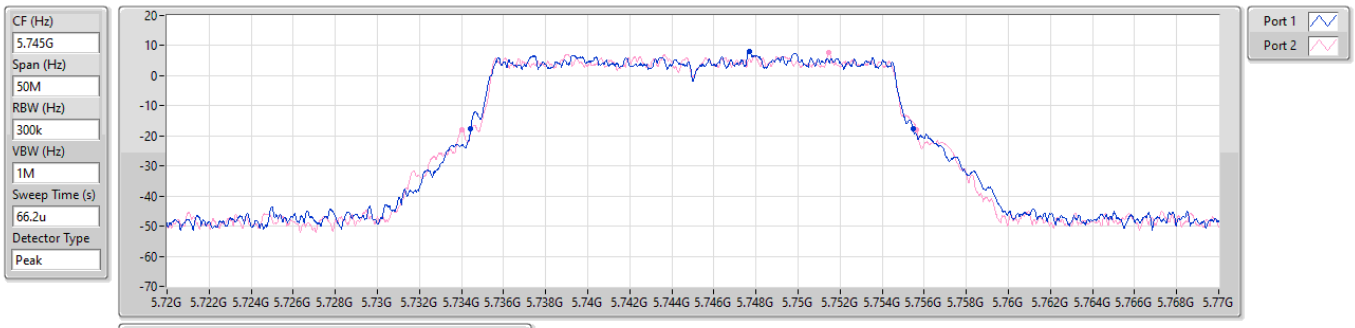

26dB(Hz)	Fl-26dB(Hz)	Fh-26dB(Hz)	Limit(Hz)	Port
21.05M	5.734425G	5.755475G	Inf	1
21.625M	5.734025G	5.75565G	Inf	2

5.725-5.85GHz_802.11be EHT40_Nss1,(MCS0)_2TX **EBW**

5755MHz

03/12/2024

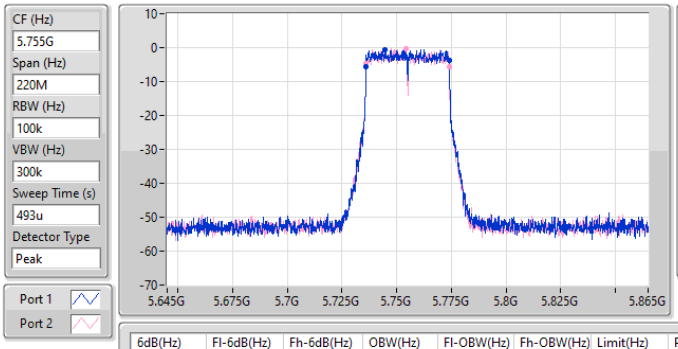

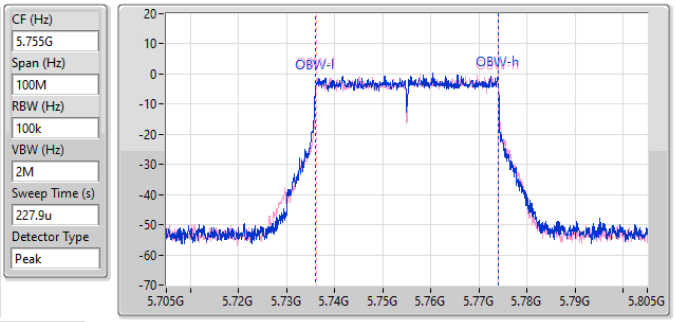

6dB(Hz)	Fl-6dB(Hz)	Fh-6dB(Hz)	OBW(Hz)	Fl-OBW(Hz)	Fh-OBW(Hz)	Limit(Hz)	Port
38.28M	5.73586G	5.77414G	37.881M	5.736059G	5.773941G	500k	1
38.28M	5.73586G	5.77414G	37.881M	5.736109G	5.773991G	500k	2

5.725-5.85GHz_802.11be EHT40_Nss1,(MCS0)_2TX **EBW**

5755MHz

03/12/2024

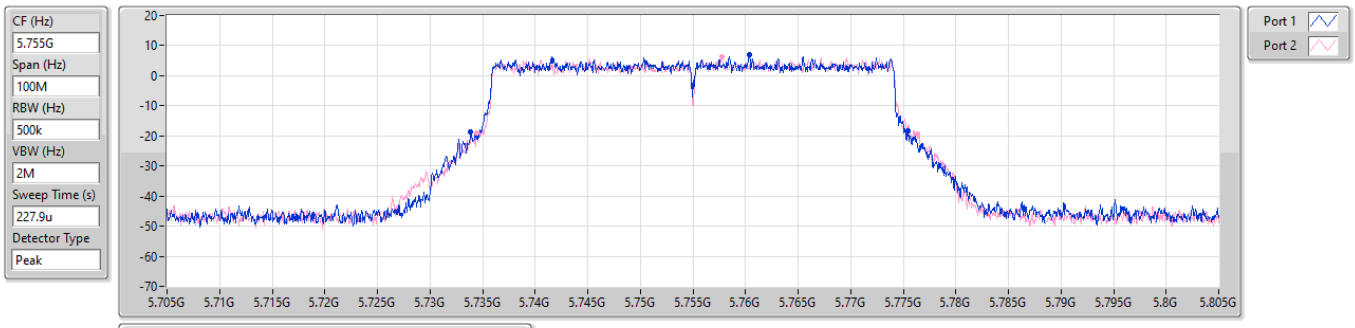

26dB(Hz)	Fl-26dB(Hz)	Fh-26dB(Hz)	Limit(Hz)	Port
41.6M	5.73385G	5.77545G	Inf	1
41.95M	5.7344G	5.77635G	Inf	2

5.725-5.85GHz_802.11be EHT80_Nss1,(MCS0)_2TX **EBW**

5775MHz

03/12/2024

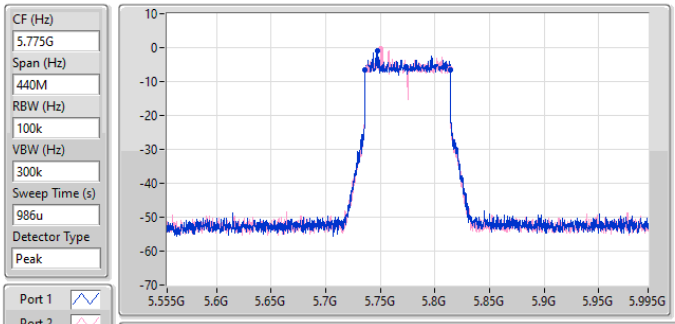

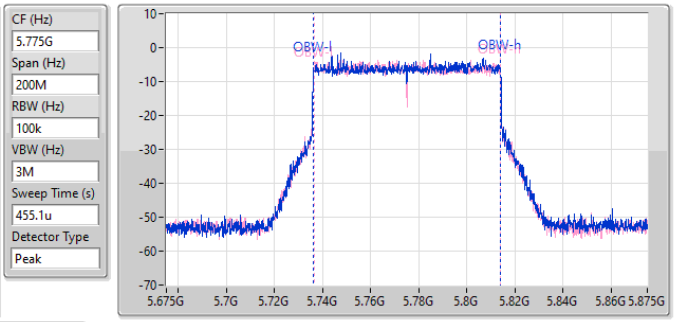

6dB(Hz)	Fl-6dB(Hz)	Fh-6dB(Hz)	OBW(Hz)	Fl-OBW(Hz)	Fh-OBW(Hz)	Limit(Hz)	Port
78.1M	5.73606G	5.81416G	77.661M	5.736219G	5.813881G	500k	1
76.12M	5.7376G	5.81372G	77.461M	5.736319G	5.813781G	500k	2

5.725-5.85GHz_802.11be EHT80_Nss1,(MCS0)_2TX **EBW**

5775MHz

03/12/2024

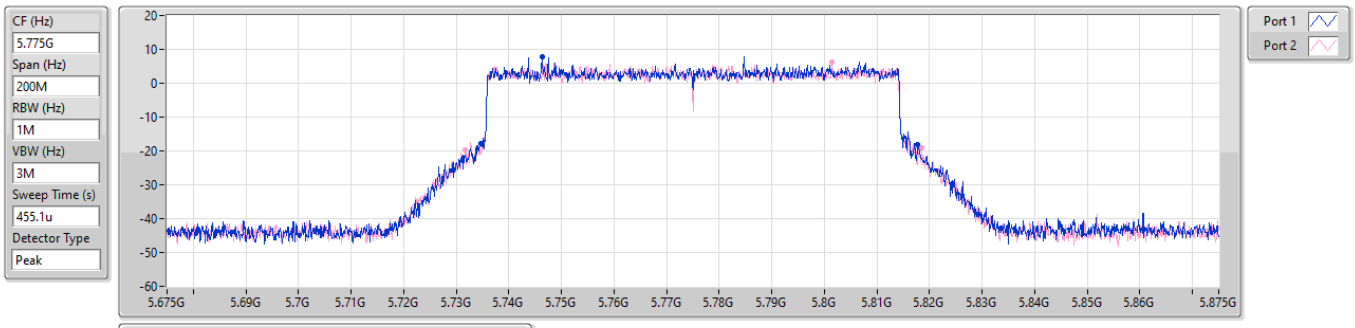

26dB(Hz)	Fl-26dB(Hz)	Fh-26dB(Hz)	Limit(Hz)	Port
83.2M	5.7346G	5.8178G	Inf	1
86.9M	5.7317G	5.8186G	Inf	2

Summary

Mode	Max-N dB (Hz)	Max-OBW (Hz)	ITU-Code	Min-N dB (Hz)	Min-OBW (Hz)
5.15-5.25GHz	-	-	-	-	-
802.11a_Nss1,(6Mbps)_2TX	22.88M	16.932M	16M9D1D	21.065M	16.646M
802.11be EHT20_Nss1,(MCS0)_2TX	22M	19.04M	19M0D1D	21.065M	18.941M
802.11be EHT40_Nss1,(MCS0)_2TX	41.8M	37.881M	37M9D1D	40.48M	37.831M
802.11be EHT80_Nss1,(MCS0)_2TX	83.82M	77.561M	77M6D1D	82.5M	77.461M
5.725-5.85GHz	-	-	-	-	-
802.11a_Nss1,(6Mbps)_2TX	16.5M	16.998M	17M0D1D	16.28M	16.58M
802.11be EHT20_Nss1,(MCS0)_2TX	19.195M	19.04M	19M0D1D	18.81M	18.966M
802.11be EHT40_Nss1,(MCS0)_2TX	38.28M	38.031M	38M0D1D	38.06M	37.931M
802.11be EHT80_Nss1,(MCS0)_2TX	77.88M	77.661M	77M7D1D	77.88M	77.461M

Max-N dB = Maximum 6dB down bandwidth for 5.725-5.85GHz band / Maximum 26dB down bandwidth for other band;
Max-OBW = Maximum 99% occupied bandwidth;
Min-N dB = Minimum 6dB down bandwidth for 5.725-5.85GHz band / Maximum 26dB down bandwidth for other band;
Min-OBW = Minimum 99% occupied bandwidth

Result

Mode	Result	Limit (Hz)	Port 1-N dB (Hz)	Port 1-OBW (Hz)	Port 2-N dB (Hz)	Port 2-OBW (Hz)
802.11a_Nss1,(6Mbps)_2TX	-	-	-	-	-	-
5180MHz	Pass	Inf	21.065M	16.668M	21.945M	16.932M
5200MHz	Pass	Inf	21.23M	16.844M	22.88M	16.756M
5240MHz	Pass	Inf	21.725M	16.646M	21.89M	16.668M
5745MHz	Pass	500k	16.5M	16.58M	16.28M	16.668M
5785MHz	Pass	500k	16.28M	16.8M	16.335M	16.69M
5825MHz	Pass	500k	16.445M	16.998M	16.28M	16.668M
802.11be EHT20_Nss1,(MCS0)_2TX	-	-	-	-	-	-
5180MHz	Pass	Inf	21.395M	19.04M	21.395M	19.04M
5200MHz	Pass	Inf	21.78M	19.04M	21.065M	18.941M
5240MHz	Pass	Inf	22M	19.04M	21.89M	18.966M
5745MHz	Pass	500k	19.085M	19.04M	18.81M	18.991M
5785MHz	Pass	500k	19.03M	19.04M	19.085M	19.015M
5825MHz	Pass	500k	19.195M	19.04M	19.03M	18.966M
802.11be EHT40_Nss1,(MCS0)_2TX	-	-	-	-	-	-
5190MHz	Pass	Inf	41.8M	37.831M	41.25M	37.881M
5230MHz	Pass	Inf	41.03M	37.831M	40.48M	37.881M
5755MHz	Pass	500k	38.06M	37.981M	38.28M	37.931M
5795MHz	Pass	500k	38.28M	37.931M	38.06M	38.031M
802.11be EHT80_Nss1,(MCS0)_2TX	-	-	-	-	-	-
5210MHz	Pass	Inf	83.82M	77.561M	82.5M	77.461M
5775MHz	Pass	500k	77.88M	77.461M	77.88M	77.661M

Port X-N dB = Port X 6dB down bandwidth for 5.725-5.85GHz band / 26dB down bandwidth for other band
Port X-OBW = Port X 99% occupied bandwidth

5.15-5.25GHz_802.11a_Nss1,(6Mbps)_2TX **EBW**

5200MHz

05/12/2024

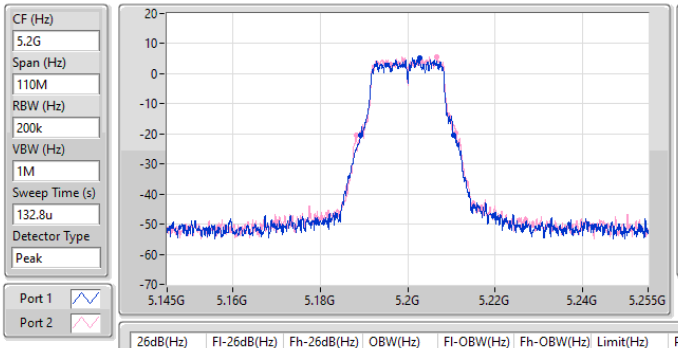

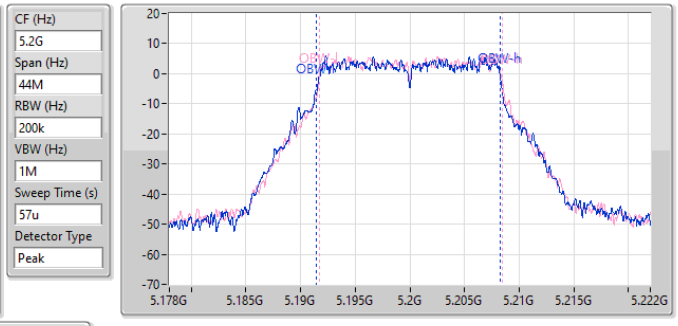

26dB(Hz)	Fl-26dB(Hz)	Fh-26dB(Hz)	OBW(Hz)	Fl-OBW(Hz)	Fh-OBW(Hz)	Limit(Hz)	Port
21.23M	5.18933G	5.21056G	16.844M	5.191468G	5.208312G	Inf	1
22.88M	5.18823G	5.21111G	16.756M	5.191688G	5.208444G	Inf	2

5.15-5.25GHz_802.11be EHT20_Nss1,(MCS0)_2TX **EBW**

5240MHz

05/12/2024

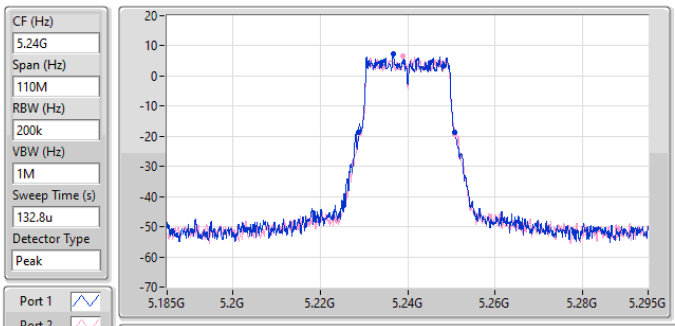

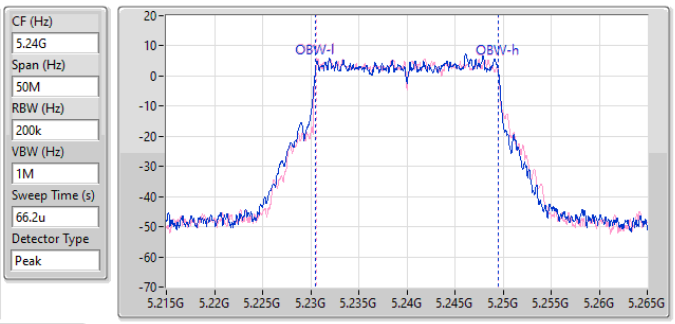

26dB(Hz)	Fl-26dB(Hz)	Fh-26dB(Hz)	OBW(Hz)	Fl-OBW(Hz)	Fh-OBW(Hz)	Limit(Hz)	Port
22M	5.22878G	5.25078G	19.04M	5.23048G	5.24952G	Inf	1
21.89M	5.228945G	5.250835G	18.966M	5.230555G	5.24952G	Inf	2

5.15-5.25GHz_802.11be EHT40_Nss1,(MCS0)_2TX **EBW**

5190MHz

05/12/2024

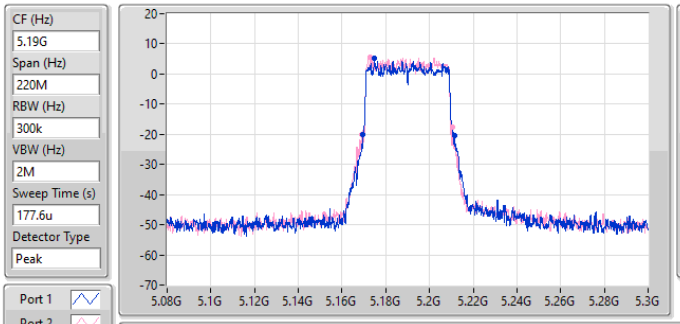

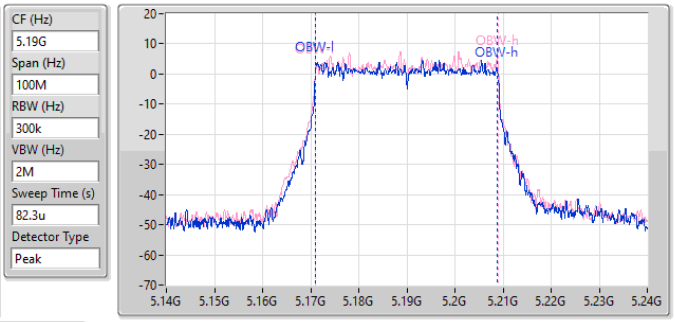

26dB(Hz)	Fl-26dB(Hz)	Fh-26dB(Hz)	OBW(Hz)	Fl-OBW(Hz)	Fh-OBW(Hz)	Limit(Hz)	Port
41.8M	5.16954G	5.21134G	37.831M	5.171059G	5.208891G	Inf	1
41.25M	5.1691G	5.21035G	37.881M	5.171059G	5.208941G	Inf	2

5.15-5.25GHz_802.11be EHT80_Nss1,(MCS0)_2TX **EBW**

5210MHz

05/12/2024

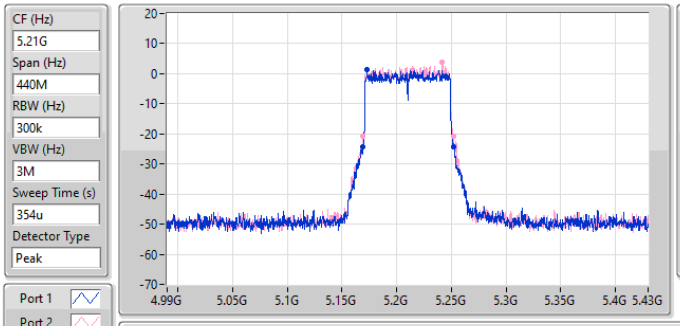

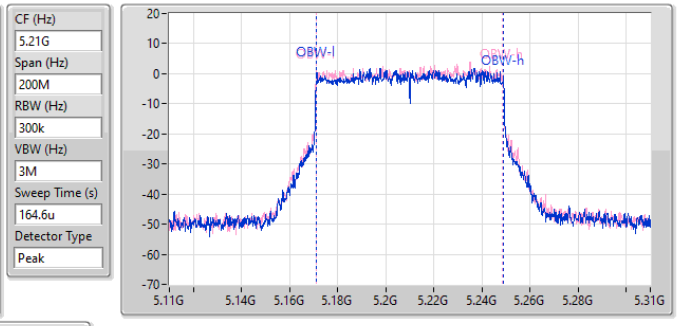

26dB(Hz)	Fl-26dB(Hz)	Fh-26dB(Hz)	OBW(Hz)	Fl-OBW(Hz)	Fh-OBW(Hz)	Limit(Hz)	Port
83.82M	5.16864G	5.25246G	77.561M	5.171219G	5.248781G	Inf	1
82.5M	5.1693G	5.2518G	77.461M	5.171219G	5.248681G	Inf	2

5.725-5.85GHz_802.11a_Nss1,(6Mbps)_2TX **EBW**

5745MHz

05/12/2024

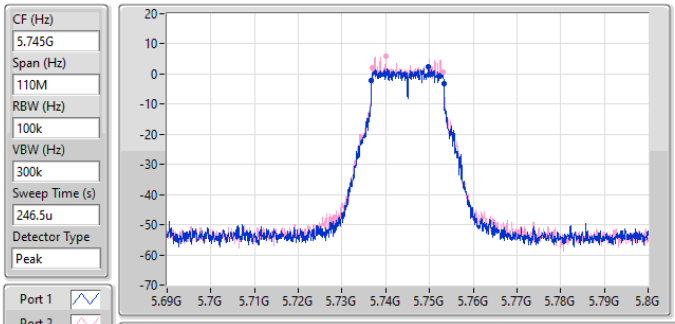

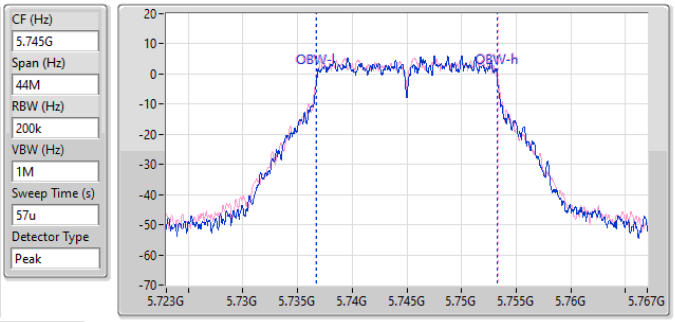

6dB(Hz)	Fl-6dB(Hz)	Fh-6dB(Hz)	OBW(Hz)	Fl-OBW(Hz)	Fh-OBW(Hz)	Limit(Hz)	Port
16.5M	5.73675G	5.75325G	16.58M	5.73671G	5.75329G	500k	1
16.28M	5.73686G	5.75314G	16.668M	5.736666G	5.753334G	500k	2

5.725-5.85GHz_802.11a_Nss1,(6Mbps)_2TX **EBW**

5745MHz

05/12/2024

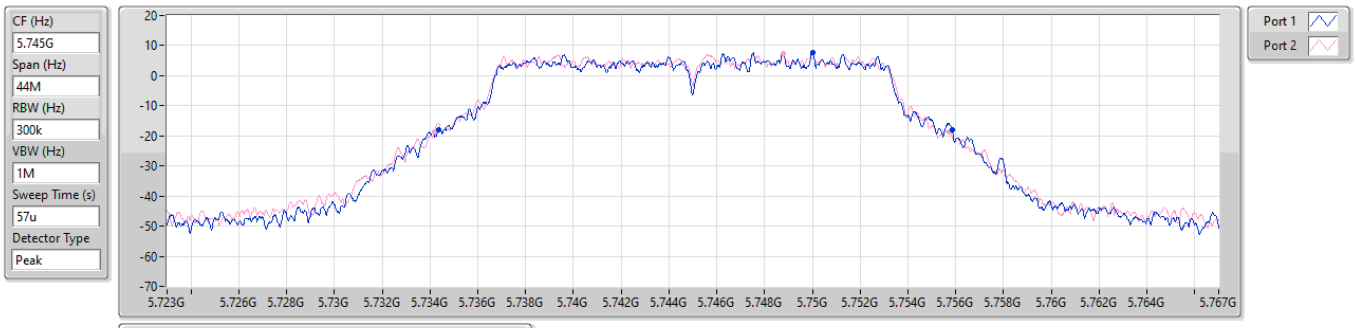

26dB(Hz)	Fl-26dB(Hz)	Fh-26dB(Hz)	Limit(Hz)	Port
21.494M	5.734352G	5.755846G	Inf	1
21.538M	5.734198G	5.755736G	Inf	2

5.725-5.85GHz_802.11be EHT20_Nss1,(MCS0)_2TX **EBW**

5825MHz

05/12/2024

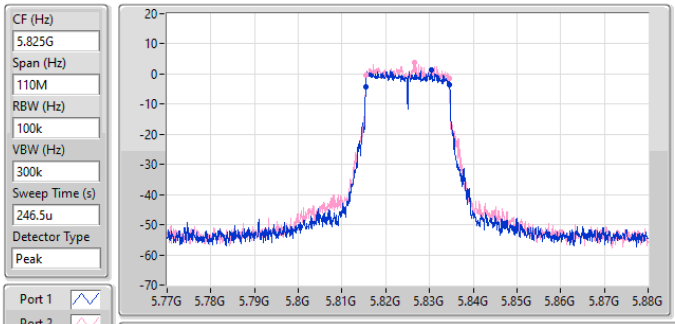

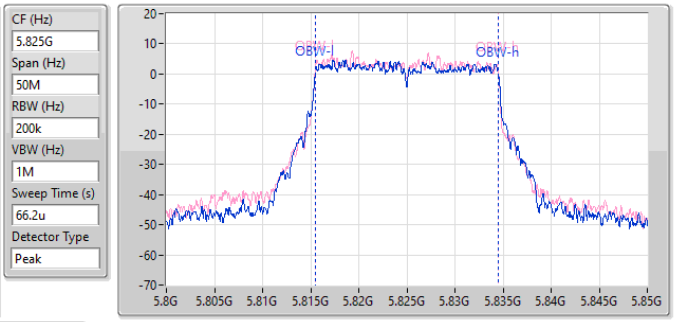

6dB(Hz)	Fl-6dB(Hz)	Fh-6dB(Hz)	OBW(Hz)	Fl-OBW(Hz)	Fh-OBW(Hz)	Limit(Hz)	Port
19.195M	5.81543G	5.834625G	19.04M	5.81548G	5.83452G	500k	1
19.03M	5.815485G	5.834515G	18.966M	5.815505G	5.83447G	500k	2

5.725-5.85GHz_802.11be EHT20_Nss1,(MCS0)_2TX **EBW**

5825MHz

05/12/2024

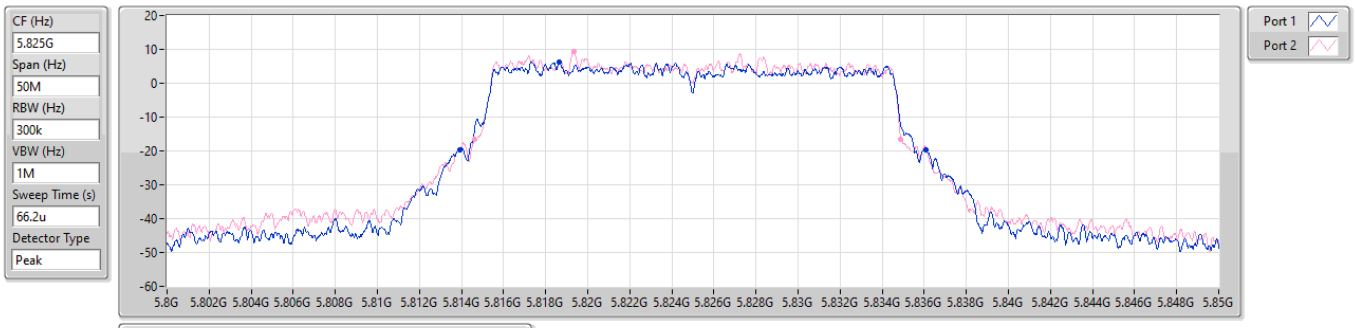

26dB(Hz)	Fl-26dB(Hz)	Fh-26dB(Hz)	Limit(Hz)	Port
22.15M	5.813925G	5.836075G	Inf	1
20.25M	5.814625G	5.834875G	Inf	2

5.725-5.85GHz_802.11be EHT40_Nss1,(MCS0)_2TX **EBW**

5755MHz

05/12/2024

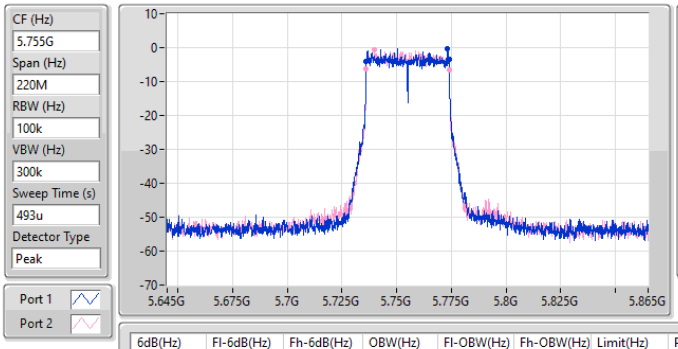

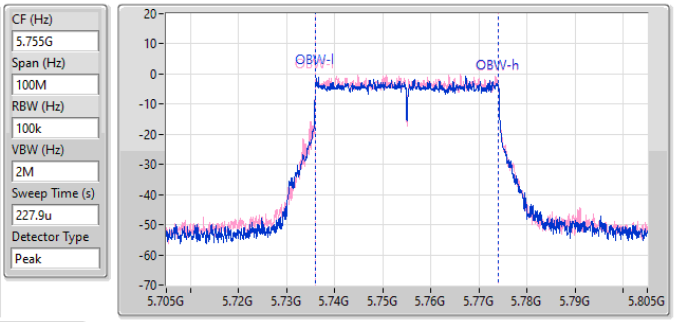

6dB(Hz)	Fl-6dB(Hz)	Fh-6dB(Hz)	OBW(Hz)	Fl-OBW(Hz)	Fh-OBW(Hz)	Limit(Hz)	Port
38.06M	5.73597G	5.77403G	37.981M	5.736059G	5.77404G	500k	1
38.28M	5.73586G	5.77414G	37.931M	5.736059G	5.773991G	500k	2

5.725-5.85GHz_802.11be EHT40_Nss1,(MCS0)_2TX **EBW**

5755MHz

05/12/2024

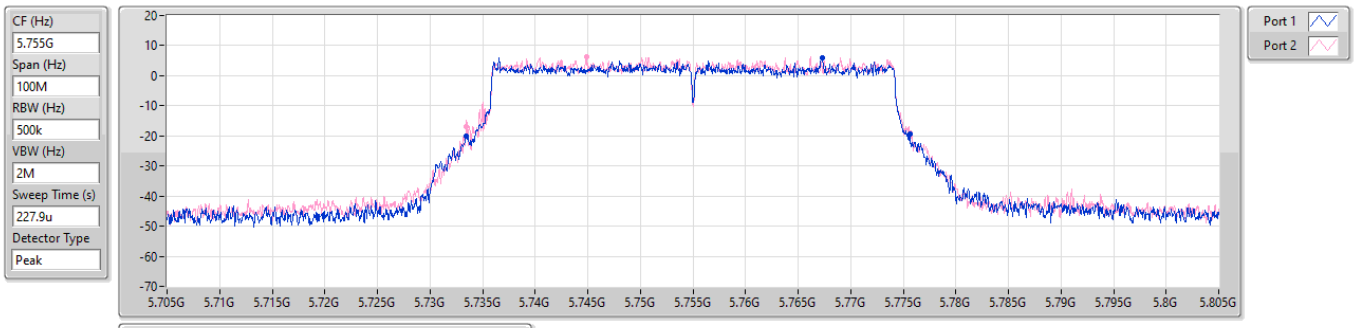

26dB(Hz)	Fl-26dB(Hz)	Fh-26dB(Hz)	Limit(Hz)	Port
42.25M	5.7334G	5.77565G	Inf	1
42.3M	5.7334G	5.7757G	Inf	2

5.725-5.85GHz_802.11be EHT80_Nss1,(MCS0)_2TX **EBW**

5775MHz

05/12/2024

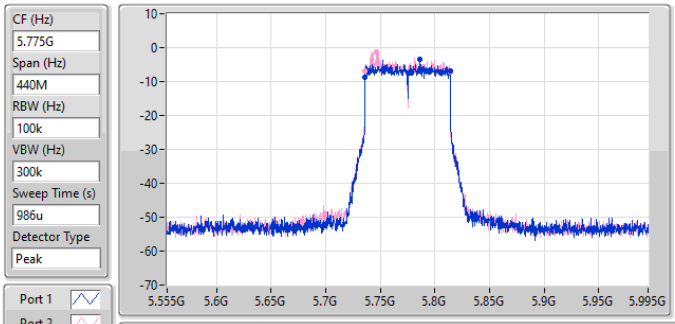

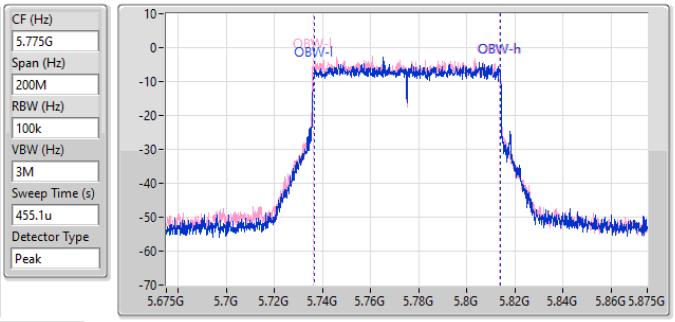

6dB(Hz)	Fl-6dB(Hz)	Fh-6dB(Hz)	OBW(Hz)	Fl-OBW(Hz)	Fh-OBW(Hz)	Limit(Hz)	Port
77.88M	5.73606G	5.81394G	77.461M	5.736319G	5.813781G	500k	1
77.88M	5.73606G	5.81394G	77.661M	5.736019G	5.813681G	500k	2

5.725-5.85GHz_802.11be EHT80_Nss1,(MCS0)_2TX **EBW**

5775MHz

05/12/2024

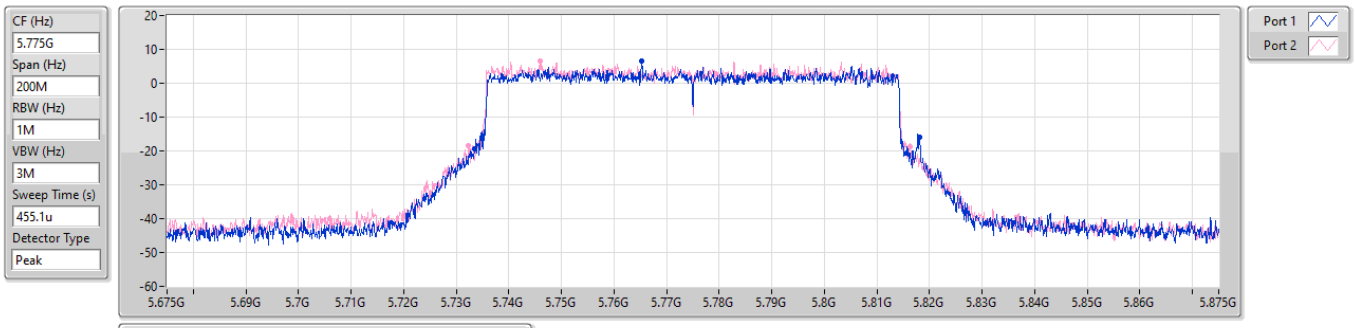

26dB(Hz)	Fl-26dB(Hz)	Fh-26dB(Hz)	Limit(Hz)	Port
84.8M	5.7334G	5.8182G	Inf	1
84.1M	5.7323G	5.8164G	Inf	2

Summary

Mode	Total Power	Total Power
	(dBm)	(W)
5.15-5.25GHz	-	-
802.11a_Nss1,(6Mbps)_2TX	20.30	0.10715
802.11be EHT20_Nss1,(MCS0)_2TX	20.24	0.10568
802.11be EHT40_Nss1,(MCS0)_2TX	20.37	0.10889
802.11be EHT80_Nss1,(MCS0)_2TX	20.07	0.10162
5.725-5.85GHz	-	-
802.11a_Nss1,(6Mbps)_2TX	20.18	0.10423
802.11be EHT20_Nss1,(MCS0)_2TX	20.18	0.10423
802.11be EHT40_Nss1,(MCS0)_2TX	20.17	0.10399
802.11be EHT80_Nss1,(MCS0)_2TX	20.13	0.10304

Result

Mode	Result	DG	Port 1	Port 2	Total Power	Power Limit	EIRP [Phi 30°]	EIRP [Phi 30°] Limit
		(dBi)	(dBm)	(dBm)	(dBm)	(dBm)	(dBm)	(dBm)
802.11a_Nss1,(6Mbps)_2TX	-	-	-	-	-	-		
5180MHz	Pass	5.33	17.22	17.31	20.28	23.98		
5200MHz	Pass	5.33	17.02	17.22	20.13	23.98		
5240MHz	Pass	5.33	17.22	17.36	20.30	23.98	18.69	21.00
5745MHz	Pass	4.37	17.03	17.26	20.16	30.00		
5785MHz	Pass	4.37	16.87	17.26	20.08	30.00		
5825MHz	Pass	4.37	17.06	17.28	20.18	30.00		
802.11be EHT20_Nss1,(MCS0)_2TX	-	-	-	-	-	-		
5180MHz	Pass	5.33	17.09	17.19	20.15	23.98		
5200MHz	Pass	5.33	16.98	17.16	20.08	23.98		
5240MHz	Pass	5.33	17.12	17.33	20.24	23.98	17.89	21.00
5745MHz	Pass	4.37	17.03	17.26	20.16	30.00		
5785MHz	Pass	4.37	16.89	17.26	20.09	30.00		
5825MHz	Pass	4.37	17.06	17.28	20.18	30.00		
802.11be EHT40_Nss1,(MCS0)_2TX	-	-	-	-	-	-		
5190MHz	Pass	5.33	17.13	17.32	20.24	23.98		
5230MHz	Pass	5.33	17.22	17.49	20.37	23.98	17.60	21.00
5755MHz	Pass	4.37	17.05	17.26	20.17	30.00		
5795MHz	Pass	4.37	16.73	17.06	19.91	30.00		
802.11be EHT80_Nss1,(MCS0)_2TX	-	-	-	-	-	-		
5210MHz	Pass	5.33	17.00	17.11	20.07	23.98	18.10	21.00
5775MHz	Pass	4.37	17.01	17.22	20.13	30.00		

DG = Directional Gain; Port X = Port X output power
Inf = There's no restriction for the limit.

Summary

Mode	Total Power (dBm)	Total Power (W)
5.15-5.25GHz	-	-
802.11a_Nss1,(6Mbps)_2TX	20.98	0.12531
802.11be EHT20_Nss1,(MCS0)_2TX	21.10	0.12882
802.11be EHT40_Nss1,(MCS0)_2TX	20.99	0.12560
802.11be EHT80_Nss1,(MCS0)_2TX	20.78	0.11967
5.725-5.85GHz	-	-
802.11a_Nss1,(6Mbps)_2TX	20.68	0.11695
802.11be EHT20_Nss1,(MCS0)_2TX	20.80	0.12023
802.11be EHT40_Nss1,(MCS0)_2TX	20.56	0.11376
802.11be EHT80_Nss1,(MCS0)_2TX	20.50	0.11220

Result

Mode	Result	DG (dBi)	Port 1 (dBm)	Port 2 (dBm)	Total Power (dBm)	Power Limit (dBm)	EIRP [Phi 30°] (dBm)	EIRP [Phi 30°] Limit (dBm)
802.11a_Nss1,(6Mbps)_2TX	-	-	-	-	-	-		
5180MHz	Pass	3.69	17.29	18.30	20.83	30.00		
5200MHz	Pass	3.69	17.52	18.37	20.98	30.00	19.98	21.00
5240MHz	Pass	3.69	17.48	18.04	20.78	30.00		
5745MHz	Pass	4.83	17.06	17.86	20.49	30.00		
5785MHz	Pass	4.83	16.93	17.95	20.48	30.00		
5825MHz	Pass	4.83	17.23	18.06	20.68	30.00		
802.11be EHT20_Nss1,(MCS0)_2TX	-	-	-	-	-	-		
5180MHz	Pass	3.69	17.58	18.48	21.06	30.00		
5200MHz	Pass	3.69	17.58	18.55	21.10	30.00	19.91	21.00
5240MHz	Pass	3.69	17.53	18.25	20.92	30.00		
5745MHz	Pass	4.83	17.19	18.00	20.62	30.00		
5785MHz	Pass	4.83	17.06	18.10	20.62	30.00		
5825MHz	Pass	4.83	17.34	18.19	20.80	30.00		
802.11be EHT40_Nss1,(MCS0)_2TX	-	-	-	-	-	-		
5190MHz	Pass	3.69	17.43	18.46	20.99	30.00	19.54	21.00
5230MHz	Pass	3.69	17.45	18.17	20.84	30.00		
5755MHz	Pass	4.83	16.98	18.05	20.56	30.00		
5795MHz	Pass	4.83	16.84	17.98	20.46	30.00		
802.11be EHT80_Nss1,(MCS0)_2TX	-	-	-	-	-	-		
5210MHz	Pass	3.69	17.55	17.98	20.78	30.00	19.93	21.00
5775MHz	Pass	4.83	16.98	17.94	20.50	30.00		

DG = Directional Gain; Port X = Port X output power
Inf = There's no restriction for the limit.

Summary

Mode	Total Power (dBm)	Total Power (W)
5.15-5.25GHz	-	-
802.11be EHT80_Nss1,(MCS0),RU484+RU242 MRU 3_2TX	18.32	0.06792
5.725-5.85GHz	-	-
802.11be EHT80_Nss1,(MCS0),RU484+RU242 MRU 3_2TX	17.67	0.05848

Result

Mode	Result	DG (dBi)	Port 1 (dBm)	Port 2 (dBm)	Total Power (dBm)	Power Limit (dBm)
802.11be EHT80_Nss1,(MCS0),RU484+RU242 MRU 3_2TX	-	-	-	-	-	-
5210MHz	Pass	3.69	14.86	15.72	18.32	30.00
802.11be EHT80_Nss1,(MCS0),RU242+RU242 MRU 1_2TX	-	-	-	-	-	-
5210MHz	Pass	3.69	13.42	13.70	16.57	30.00
802.11be EHT80_Nss1,(MCS0),RU484+RU242 MRU 3_2TX	-	-	-	-	-	-
5775MHz	Pass	4.83	14.00	15.23	17.67	30.00
802.11be EHT80_Nss1,(MCS0),RU242+RU242 MRU 1_2TX	-	-	-	-	-	-
5775MHz	Pass	4.83	12.40	13.80	16.17	30.00

DG = Directional Gain; Port X = Port X output power
Inf = There's no restriction for the limit.

Summary

Mode	Total Power (dBm)	Total Power (W)
5.15-5.25GHz	-	-
802.11be EHT80_Nss1,(MCS0),RU484+RU242 CP 1_2TX	19.24	0.08395
5.725-5.85GHz	-	-
802.11be EHT80_Nss1,(MCS0),RU484+RU242 CP 1_2TX	18.95	0.07852

Result

Mode	Result	DG (dBi)	Port 1 (dBm)	Port 2 (dBm)	Total Power (dBm)	Power Limit (dBm)
802.11be EHT80_Nss1,(MCS0),RU484+RU242 CP 1_2TX	-	-	-	-	-	-
5210MHz	Pass	3.69	15.92	16.51	19.24	30.00
802.11be EHT80_Nss1,(MCS0),RU484+RU242 CP 2_2TX	-	-	-	-	-	-
5210MHz	Pass	3.69	15.86	16.51	19.21	30.00
802.11be EHT80_Nss1,(MCS0),RU484+RU242 CP 3_2TX	-	-	-	-	-	-
5210MHz	Pass	3.69	15.92	16.52	19.24	30.00
802.11be EHT80_Nss1,(MCS0),RU484+RU242 CP 4_2TX	-	-	-	-	-	-
5210MHz	Pass	3.69	15.93	16.49	19.23	30.00
802.11be EHT80_Nss1,(MCS0),RU484+RU242 CP 1_2TX	-	-	-	-	-	-
5775MHz	Pass	4.83	15.15	16.61	18.95	30.00
802.11be EHT80_Nss1,(MCS0),RU484+RU242 CP 2_2TX	-	-	-	-	-	-
5775MHz	Pass	4.83	14.80	16.23	18.58	30.00
802.11be EHT80_Nss1,(MCS0),RU484+RU242 CP 3_2TX	-	-	-	-	-	-
5775MHz	Pass	4.83	15.03	16.27	18.70	30.00
802.11be EHT80_Nss1,(MCS0),RU484+RU242 CP 4_2TX	-	-	-	-	-	-
5775MHz	Pass	4.83	15.06	16.30	18.73	30.00

DG = Directional Gain; Port X = Port X output power
Inf = There's no restriction for the limit.

Summary

Mode	Total Power	Total Power
	(dBm)	(W)
5.15-5.25GHz	-	-
802.11be EHT20-BF_Nss1,(MCS0)_2TX	18.98	0.07907
802.11be EHT40-BF_Nss1,(MCS0)_2TX	19.11	0.08147
802.11be EHT80-BF_Nss1,(MCS0)_2TX	18.81	0.07603
5.725-5.85GHz	-	-
802.11be EHT20-BF_Nss1,(MCS0)_2TX	20.18	0.10423
802.11be EHT40-BF_Nss1,(MCS0)_2TX	20.17	0.10399
802.11be EHT80-BF_Nss1,(MCS0)_2TX	20.13	0.10304

Result

Mode	Result	DG	Port 1	Port 2	Total Power	Power Limit
		(dBi)	(dBm)	(dBm)	(dBm)	(dBm)
802.11be EHT20-BF_Nss1,(MCS0)_2TX	-	-	-	-	-	-
5180MHz	Pass	6.59	15.83	15.93	18.89	23.39
5200MHz	Pass	6.59	15.72	15.90	18.82	23.39
5240MHz	Pass	6.59	15.86	16.07	18.98	23.39
5745MHz	Pass	5.22	17.03	17.26	20.16	30.00
5785MHz	Pass	5.22	16.89	17.26	20.09	30.00
5825MHz	Pass	5.22	17.06	17.28	20.18	30.00
802.11be EHT40-BF_Nss1,(MCS0)_2TX	-	-	-	-	-	-
5190MHz	Pass	6.59	15.87	16.06	18.98	23.39
5230MHz	Pass	6.59	15.96	16.23	19.11	23.39
5755MHz	Pass	5.22	17.05	17.26	20.17	30.00
5795MHz	Pass	5.22	16.73	17.06	19.91	30.00
802.11be EHT80-BF_Nss1,(MCS0)_2TX	-	-	-	-	-	-
5210MHz	Pass	6.59	15.74	15.85	18.81	23.39
5775MHz	Pass	5.22	17.01	17.22	20.13	30.00

DG = Directional Gain; Port X = Port X output power
Inf = There's no restriction for the limit.

Summary

Mode	Total Power (dBm)	Total Power (W)
5.15-5.25GHz	-	-
802.11be EHT20-BF_Nss1,(MCS0)_2TX	19.49	0.08892
802.11be EHT40-BF_Nss1,(MCS0)_2TX	19.38	0.08670
802.11be EHT80-BF_Nss1,(MCS0)_2TX	19.17	0.08260
5.725-5.85GHz	-	-
802.11be EHT20-BF_Nss1,(MCS0)_2TX	20.80	0.12023
802.11be EHT40-BF_Nss1,(MCS0)_2TX	20.56	0.11376
802.11be EHT80-BF_Nss1,(MCS0)_2TX	20.50	0.11220

Result

Mode	Result	DG (dBi)	Port 1 (dBm)	Port 2 (dBm)	Total Power (dBm)	Power Limit (dBm)
802.11be EHT20-BF_Nss1,(MCS0)_2TX	-	-	-	-	-	-
5180MHz	Pass	5.30	15.97	16.87	19.45	30.00
5200MHz	Pass	5.30	15.97	16.94	19.49	30.00
5240MHz	Pass	5.30	15.92	16.64	19.31	30.00
5745MHz	Pass	4.84	17.19	18.00	20.62	30.00
5785MHz	Pass	4.84	17.06	18.10	20.62	30.00
5825MHz	Pass	4.84	17.34	18.19	20.80	30.00
802.11be EHT40-BF_Nss1,(MCS0)_2TX	-	-	-	-	-	-
5190MHz	Pass	5.30	15.82	16.85	19.38	30.00
5230MHz	Pass	5.30	15.84	16.56	19.23	30.00
5755MHz	Pass	4.84	16.98	18.05	20.56	30.00
5795MHz	Pass	4.84	16.84	17.98	20.46	30.00
802.11be EHT80-BF_Nss1,(MCS0)_2TX	-	-	-	-	-	-
5210MHz	Pass	5.30	15.94	16.37	19.17	30.00
5775MHz	Pass	4.84	16.98	17.94	20.50	30.00

DG = Directional Gain; Port X = Port X output power
Inf = There's no restriction for the limit.

Summary

Mode	Total Power (dBm)	Total Power (W)
5.15-5.25GHz	-	-
802.11a_Nss1,(6Mbps)_2TX	20.50	0.11220
802.11be EHT20_Nss1,(MCS0)_2TX	20.47	0.11143
802.11be EHT40_Nss1,(MCS0)_2TX	20.47	0.11143
802.11be EHT80_Nss1,(MCS0)_2TX	20.34	0.10814
5.725-5.85GHz	-	-
802.11a_Nss1,(6Mbps)_2TX	20.66	0.11641
802.11be EHT20_Nss1,(MCS0)_2TX	20.64	0.11588
802.11be EHT40_Nss1,(MCS0)_2TX	20.45	0.11092
802.11be EHT80_Nss1,(MCS0)_2TX	20.32	0.10765

Result

Mode	Result	DG (dBi)	Port 1 (dBm)	Port 2 (dBm)	Total Power (dBm)	Power Limit (dBm)	EIRP [Phi 30°] (dBm)	EIRP [Phi 30°] Limit (dBm)
802.11a_Nss1,(6Mbps)_2TX	-	-	-	-	-	-		
5180MHz	Pass	5.79	17.53	17.44	20.50	23.98	15.32	21.00
5200MHz	Pass	5.79	17.29	17.21	20.26	23.98		
5240MHz	Pass	5.79	17.51	17.37	20.45	23.98		
5745MHz	Pass	5.53	17.47	17.42	20.46	30.00		
5785MHz	Pass	5.53	17.60	17.31	20.47	30.00		
5825MHz	Pass	5.53	17.72	17.58	20.66	30.00		
802.11be EHT20_Nss1,(MCS0)_2TX	-	-	-	-	-	-		
5180MHz	Pass	5.79	17.45	17.38	20.43	23.98		
5200MHz	Pass	5.79	17.22	17.18	20.21	23.98		
5240MHz	Pass	5.79	17.59	17.32	20.47	23.98	15.82	21.00
5745MHz	Pass	5.53	17.46	17.47	20.48	30.00		
5785MHz	Pass	5.53	17.59	17.30	20.46	30.00		
5825MHz	Pass	5.53	17.74	17.51	20.64	30.00		
802.11be EHT40_Nss1,(MCS0)_2TX	-	-	-	-	-	-		
5190MHz	Pass	5.79	17.48	17.43	20.47	23.98	15.53	21.00
5230MHz	Pass	5.79	17.61	17.30	20.47	23.98		
5755MHz	Pass	5.53	17.51	17.36	20.45	30.00		
5795MHz	Pass	5.53	17.48	17.17	20.34	30.00		
802.11be EHT80_Nss1,(MCS0)_2TX	-	-	-	-	-	-		
5210MHz	Pass	5.79	17.36	17.30	20.34	23.98	15.58	21.00
5775MHz	Pass	5.53	17.39	17.23	20.32	30.00		

DG = Directional Gain; Port X = Port X output power
Inf = There's no restriction for the limit.

Summary

Mode	Total Power (dBm)	Total Power (W)
5.15-5.25GHz	-	-
802.11a_Nss1,(6Mbps)_2TX	20.88	0.12246
802.11be EHT20_Nss1,(MCS0)_2TX	20.96	0.12474
802.11be EHT40_Nss1,(MCS0)_2TX	20.83	0.12106
802.11be EHT80_Nss1,(MCS0)_2TX	20.38	0.10914
5.725-5.85GHz	-	-
802.11a_Nss1,(6Mbps)_2TX	20.15	0.10351
802.11be EHT20_Nss1,(MCS0)_2TX	20.35	0.10839
802.11be EHT40_Nss1,(MCS0)_2TX	19.87	0.09705
802.11be EHT80_Nss1,(MCS0)_2TX	19.72	0.09376

Result

Mode	Result	DG (dBi)	Port 1 (dBm)	Port 2 (dBm)	Total Power (dBm)	Power Limit (dBm)	EIRP [Phi 30°] (dBm)	EIRP [Phi 30°] Limit (dBm)
802.11a_Nss1,(6Mbps)_2TX	-	-	-	-	-	-		
5180MHz	Pass	4.79	16.53	17.89	20.27	30.00		
5200MHz	Pass	4.79	17.04	17.96	20.53	30.00		
5240MHz	Pass	4.79	17.78	17.95	20.88	30.00	20.96	21.00
5745MHz	Pass	5.16	16.59	17.31	19.98	30.00		
5785MHz	Pass	5.16	16.32	17.11	19.74	30.00		
5825MHz	Pass	5.16	16.68	17.56	20.15	30.00		
802.11be EHT20_Nss1,(MCS0)_2TX	-	-	-	-	-	-		
5180MHz	Pass	4.79	16.64	18.11	20.45	30.00		
5200MHz	Pass	4.79	17.13	18.04	20.62	30.00		
5240MHz	Pass	4.79	17.82	18.07	20.96	30.00	20.69	21.00
5745MHz	Pass	5.16	16.77	17.51	20.17	30.00		
5785MHz	Pass	5.16	16.40	17.18	19.82	30.00		
5825MHz	Pass	5.16	16.87	17.76	20.35	30.00		
802.11be EHT40_Nss1,(MCS0)_2TX	-	-	-	-	-	-		
5190MHz	Pass	4.79	16.66	18.06	20.43	30.00		
5230MHz	Pass	4.79	17.65	17.99	20.83	30.00	20.96	21.00
5755MHz	Pass	5.16	16.50	17.20	19.87	30.00		
5795MHz	Pass	5.16	16.43	17.20	19.84	30.00		
802.11be EHT80_Nss1,(MCS0)_2TX	-	-	-	-	-	-		
5210MHz	Pass	4.79	16.80	17.88	20.38	30.00	20.32	21.00
5775MHz	Pass	5.16	16.30	17.09	19.72	30.00		

DG = Directional Gain; Port X = Port X output power
Inf = There's no restriction for the limit.

Summary

Mode	Total Power (dBm)	Total Power (W)
5.15-5.25GHz	-	-
802.11be EHT80_Nss1,(MCS0),RU484+RU242 MRU 3_2TX	18.54	0.07145
5.725-5.85GHz	-	-
802.11be EHT80_Nss1,(MCS0),RU484+RU242 MRU 3_2TX	17.89	0.06152

Result

Mode	Result	DG (dBi)	Port 1 (dBm)	Port 2 (dBm)	Total Power (dBm)	Power Limit (dBm)
802.11be EHT80_Nss1,(MCS0),RU484+RU242 MRU 3_2TX	-	-	-	-	-	-
5210MHz	Pass	4.79	15.17	15.87	18.54	30.00
802.11be EHT80_Nss1,(MCS0),RU242+RU242 MRU 1_2TX	-	-	-	-	-	-
5210MHz	Pass	4.79	13.11	13.91	16.54	30.00
802.11be EHT80_Nss1,(MCS0),RU484+RU242 MRU 3_2TX	-	-	-	-	-	-
5775MHz	Pass	5.16	14.37	15.33	17.89	30.00
802.11be EHT80_Nss1,(MCS0),RU242+RU242 MRU 1_2TX	-	-	-	-	-	-
5775MHz	Pass	5.16	12.90	13.76	16.36	30.00

DG = Directional Gain; Port X = Port X output power
Inf = There's no restriction for the limit.

Summary

Mode	Total Power (dBm)	Total Power (W)
5.15-5.25GHz	-	-
802.11be EHT80_Nss1,(MCS0),RU484+RU242 CP 4_2TX	18.32	0.06792
5.725-5.85GHz	-	-
802.11be EHT80_Nss1,(MCS0),RU484+RU242 CP 3_2TX	18.11	0.06471

Result

Mode	Result	DG (dBi)	Port 1 (dBm)	Port 2 (dBm)	Total Power (dBm)	Power Limit (dBm)
802.11be EHT80_Nss1,(MCS0),RU484+RU242 CP 4_2TX	-	-	-	-	-	-
5210MHz	Pass	4.79	14.86	15.72	18.32	30.00
802.11be EHT80_Nss1,(MCS0),RU484+RU242 CP 3_2TX	-	-	-	-	-	-
5775MHz	Pass	5.16	14.47	15.65	18.11	30.00

DG = Directional Gain; Port X = Port X output power
Inf = There's no restriction for the limit.

Summary

Mode	Total Power (dBm)	Total Power (W)
5.15-5.25GHz	-	-
802.11be EHT20-BF_Nss1,(MCS0)_2TX	18.02	0.06339
802.11be EHT40-BF_Nss1,(MCS0)_2TX	18.02	0.06339
802.11be EHT80-BF_Nss1,(MCS0)_2TX	17.89	0.06152
5.725-5.85GHz	-	-
802.11be EHT20-BF_Nss1,(MCS0)_2TX	20.64	0.11588
802.11be EHT40-BF_Nss1,(MCS0)_2TX	20.45	0.11092
802.11be EHT80-BF_Nss1,(MCS0)_2TX	20.32	0.10765

Result

Mode	Result	DG (dBi)	Port 1 (dBm)	Port 2 (dBm)	Total Power (dBm)	Power Limit (dBm)
802.11be EHT20-BF_Nss1,(MCS0)_2TX	-	-	-	-	-	-
5180MHz	Pass	8.24	15.00	14.93	17.98	21.74
5200MHz	Pass	8.24	14.77	14.73	17.76	21.74
5240MHz	Pass	8.24	15.14	14.87	18.02	21.74
5745MHz	Pass	8.03	17.46	17.47	20.48	27.97
5785MHz	Pass	8.03	17.59	17.30	20.46	27.97
5825MHz	Pass	8.03	17.74	17.51	20.64	27.97
802.11be EHT40-BF_Nss1,(MCS0)_2TX	-	-	-	-	-	-
5190MHz	Pass	8.24	15.03	14.98	18.02	21.74
5230MHz	Pass	8.24	15.16	14.85	18.02	21.74
5755MHz	Pass	8.03	17.51	17.36	20.45	27.97
5795MHz	Pass	8.03	17.48	17.17	20.34	27.97
802.11be EHT80-BF_Nss1,(MCS0)_2TX	-	-	-	-	-	-
5210MHz	Pass	8.24	14.91	14.85	17.89	21.74
5775MHz	Pass	8.03	17.39	17.23	20.32	27.97

DG = Directional Gain; Port X = Port X output power
Inf = There's no restriction for the limit.

Summary

Mode	Total Power (dBm)	Total Power (W)
5.15-5.25GHz	-	-
802.11be EHT20-BF_Nss1,(MCS0)_2TX	17.97	0.06266
802.11be EHT40-BF_Nss1,(MCS0)_2TX	17.84	0.06081
802.11be EHT80-BF_Nss1,(MCS0)_2TX	17.39	0.05483
5.725-5.85GHz	-	-
802.11be EHT20-BF_Nss1,(MCS0)_2TX	20.35	0.10839
802.11be EHT40-BF_Nss1,(MCS0)_2TX	19.87	0.09705
802.11be EHT80-BF_Nss1,(MCS0)_2TX	19.72	0.09376

Result

Mode	Result	DG (dBi)	Port 1 (dBm)	Port 2 (dBm)	Total Power (dBm)	Power Limit (dBm)
802.11be EHT20-BF_Nss1,(MCS0)_2TX	-	-	-	-	-	-
5180MHz	Pass	7.78	13.65	15.12	17.46	28.22
5200MHz	Pass	7.78	14.14	15.05	17.63	28.22
5240MHz	Pass	7.78	14.83	15.08	17.97	28.22
5745MHz	Pass	7.86	16.77	17.51	20.17	28.14
5785MHz	Pass	7.86	16.40	17.18	19.82	28.14
5825MHz	Pass	7.86	16.87	17.76	20.35	28.14
802.11be EHT40-BF_Nss1,(MCS0)_2TX	-	-	-	-	-	-
5190MHz	Pass	7.78	13.67	15.07	17.44	28.22
5230MHz	Pass	7.78	14.66	15.00	17.84	28.22
5755MHz	Pass	7.86	16.50	17.20	19.87	28.14
5795MHz	Pass	7.86	16.43	17.20	19.84	28.14
802.11be EHT80-BF_Nss1,(MCS0)_2TX	-	-	-	-	-	-
5210MHz	Pass	7.78	13.81	14.89	17.39	28.22
5775MHz	Pass	7.86	16.30	17.09	19.72	28.14

DG = Directional Gain; Port X = Port X output power
Inf = There's no restriction for the limit.

Summary

Mode	PD
	(dBm/RBW)
5.15-5.25GHz	-
802.11a_Nss1,(6Mbps)_2TX	7.29
802.11be EHT20_Nss1,(MCS0)_2TX	6.43
802.11be EHT40_Nss1,(MCS0)_2TX	3.40
802.11be EHT80_Nss1,(MCS0)_2TX	0.13
5.725-5.85GHz	-
802.11a_Nss1,(6Mbps)_2TX	5.57
802.11be EHT20_Nss1,(MCS0)_2TX	4.78
802.11be EHT40_Nss1,(MCS0)_2TX	1.85
802.11be EHT80_Nss1,(MCS0)_2TX	-1.53

RBW = 500kHz for 5.725-5.85GHz band / 1MHz for other band;

Result

Mode	Result	DG	Port 1	Port 2	PD	PD Limit
		(dBi)	(dBm/RBW)	(dBm/RBW)	(dBm/RBW)	(dBm/RBW)
802.11a_Nss1,(6Mbps)_2TX	-	-	-	-	-	-
5180MHz	Pass	6.59	4.27	4.21	7.21	10.41
5200MHz	Pass	6.59	4.15	4.13	7.11	10.41
5240MHz	Pass	6.59	4.29	4.33	7.29	10.41
5745MHz	Pass	5.22	2.59	2.67	5.57	30.00
5785MHz	Pass	5.22	2.38	2.60	5.46	30.00
5825MHz	Pass	5.22	2.58	2.60	5.52	30.00
802.11be EHT20_Nss1,(MCS0)_2TX	-	-	-	-	-	-
5180MHz	Pass	6.59	3.44	3.36	6.36	10.41
5200MHz	Pass	6.59	3.37	3.30	6.32	10.41
5240MHz	Pass	6.59	3.48	3.41	6.43	10.41
5745MHz	Pass	5.22	1.72	1.79	4.74	30.00
5785MHz	Pass	5.22	1.64	1.83	4.67	30.00
5825MHz	Pass	5.22	1.76	1.81	4.78	30.00
802.11be EHT40_Nss1,(MCS0)_2TX	-	-	-	-	-	-
5190MHz	Pass	6.59	0.35	0.41	3.30	10.41
5230MHz	Pass	6.59	0.30	0.54	3.40	10.41
5755MHz	Pass	5.22	-1.25	-1.00	1.85	30.00
5795MHz	Pass	5.22	-1.61	-1.31	1.51	30.00
802.11be EHT80_Nss1,(MCS0)_2TX	-	-	-	-	-	-
5210MHz	Pass	6.59	-2.87	-2.73	0.13	10.41
5775MHz	Pass	5.22	-4.69	-4.34	-1.53	30.00

DG = Directional Gain; RBW = 500kHz for 5.725-5.85GHz band / 1MHz for other band;
PD = trace bin-by-bin of each transmits port summing can be performed maximum power density; Port X = Port X Power Density;
Inf = There's no restriction for the limit.

5.15-5.25GHz_802.11a_Nss1,(6Mbps)_2TX **PSD**

5240MHz

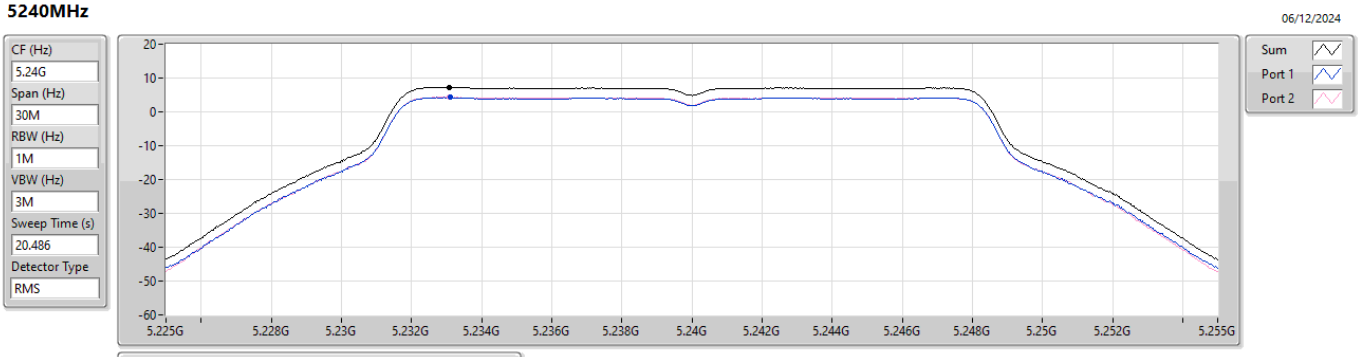

Sum	PD	Port 1	Port 2
(dBm/RBW)	(dBm/RBW)	(dBm/RBW)	(dBm/RBW)
7.29	7.29	4.29	4.33

5.15-5.25GHz_802.11be EHT20_Nss1,(MCS0)_2TX **PSD**

5240MHz

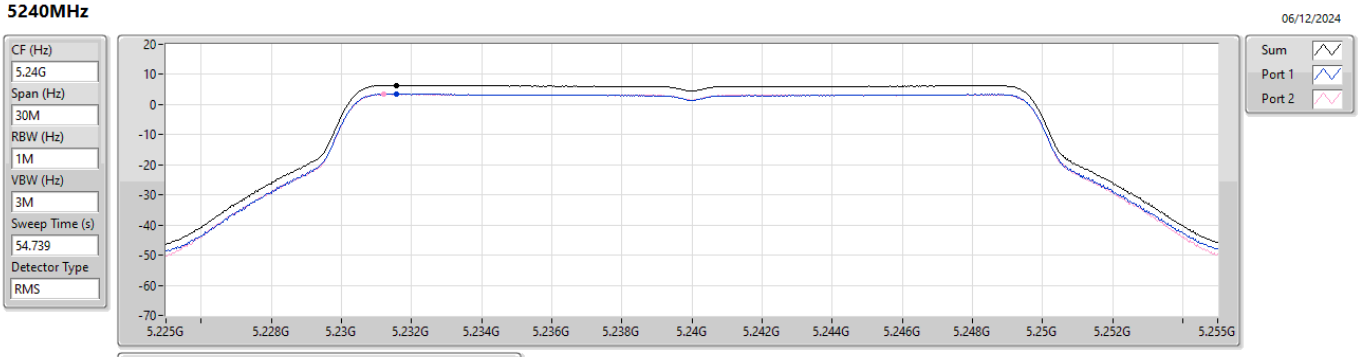

Sum	PD	Port 1	Port 2
(dBm/RBW)	(dBm/RBW)	(dBm/RBW)	(dBm/RBW)
6.43	6.43	3.48	3.41

5.15-5.25GHz_802.11be EHT40_Nss1,(MCS0)_2TX **PSD**

5230MHz

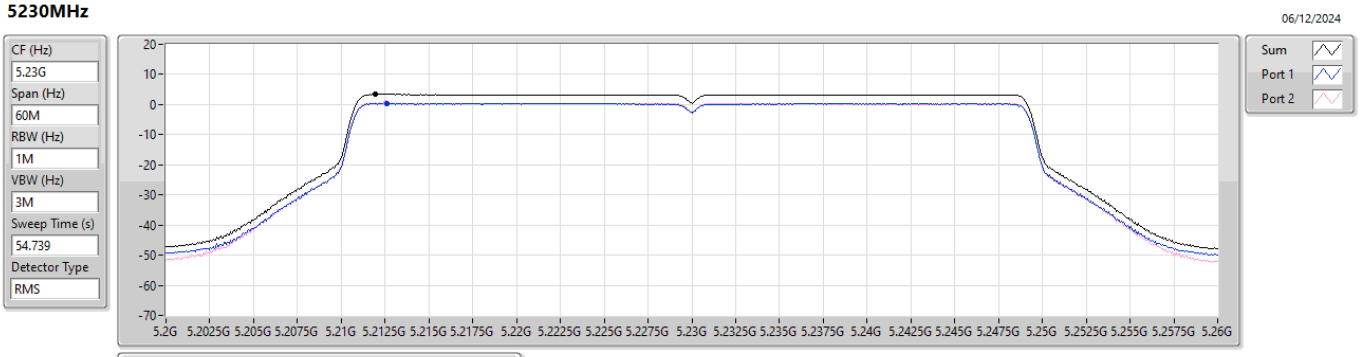

Sum	PD	Port 1	Port 2
(dBm/RBW)	(dBm/RBW)	(dBm/RBW)	(dBm/RBW)
3.40	3.40	0.30	0.54

5.15-5.25GHz_802.11be EHT80_Nss1,(MCS0)_2TX **PSD**

5210MHz

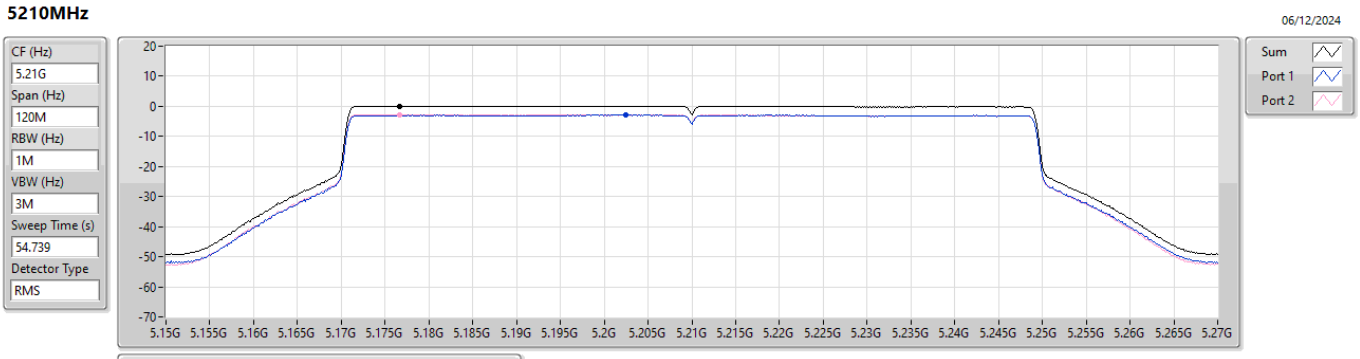

Sum	PD	Port 1	Port 2
(dBm/RBW)	(dBm/RBW)	(dBm/RBW)	(dBm/RBW)
0.13	0.13	-2.87	-2.73

5.725-5.85GHz_802.11a_Nss1,(6Mbps)_2TX **PSD**

5745MHz

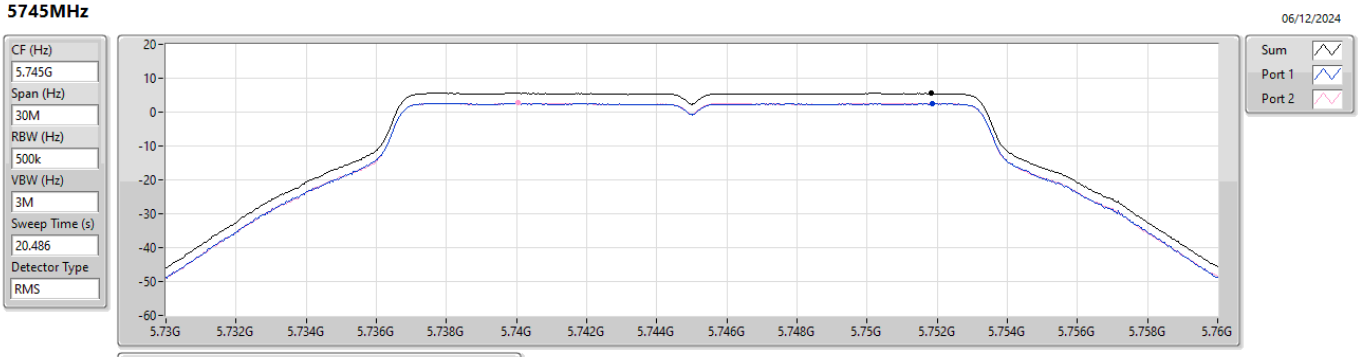

Sum	PD	Port 1	Port 2
(dBm/RBW)	(dBm/RBW)	(dBm/RBW)	(dBm/RBW)
5.57	5.57	2.59	2.67

5.725-5.85GHz_802.11be EHT20_Nss1,(MCS0)_2TX **PSD**

5825MHz

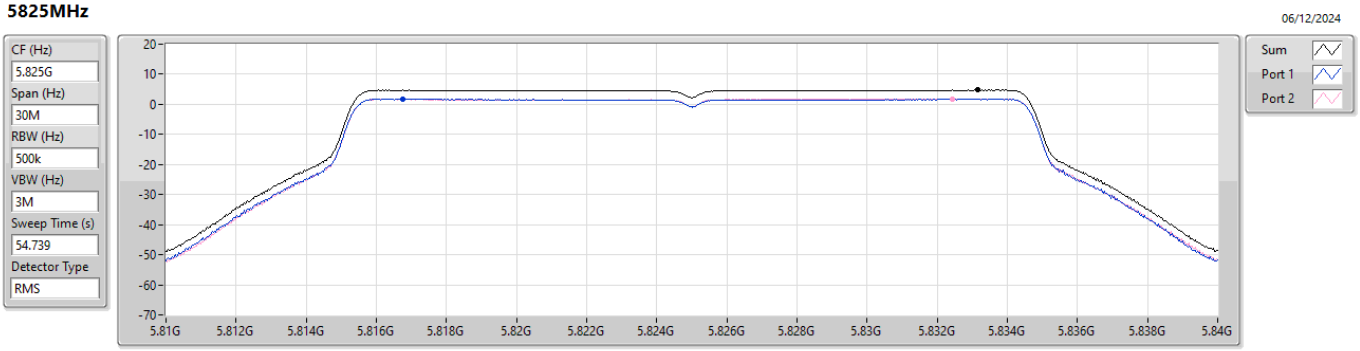

Sum	PD	Port 1	Port 2
(dBm/RBW)	(dBm/RBW)	(dBm/RBW)	(dBm/RBW)
4.78	4.78	1.76	1.81

5.725-5.85GHz_802.11be EHT40_Nss1,(MCS0)_2TX **PSD**

5755MHz

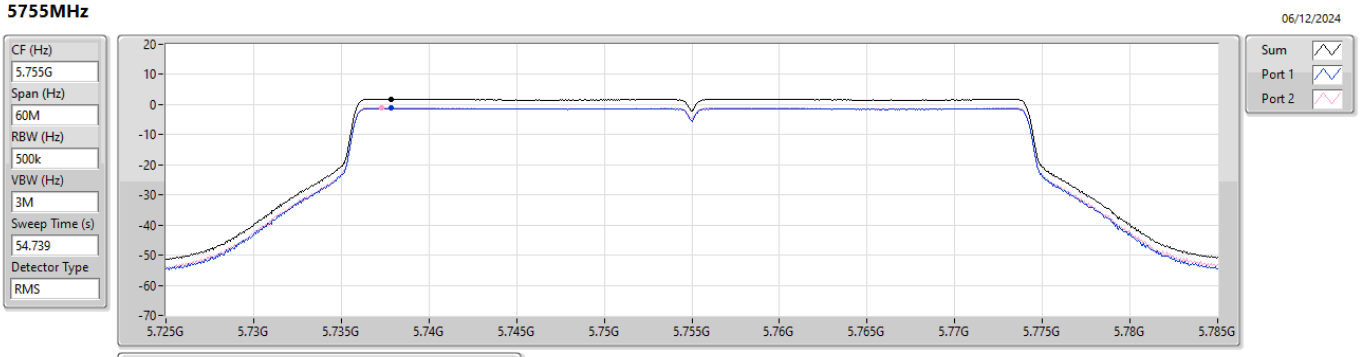

Sum	PD	Port 1	Port 2
(dBm/RBW)	(dBm/RBW)	(dBm/RBW)	(dBm/RBW)
1.85	1.85	-1.25	-1.00

5.725-5.85GHz_802.11be EHT80_Nss1,(MCS0)_2TX **PSD**

5775MHz

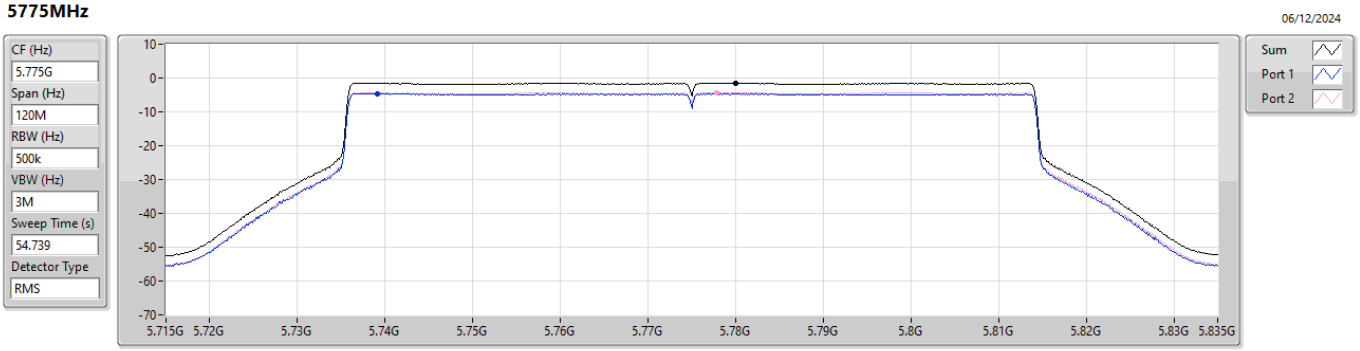

Sum	PD	Port 1	Port 2
(dBm/RBW)	(dBm/RBW)	(dBm/RBW)	(dBm/RBW)
-1.53	-1.53	-4.69	-4.34

Summary

Mode	PD (dBm/RBW)
5.15-5.25GHz	-
802.11a_Nss1,(6Mbps)_2TX	7.21
802.11be EHT20_Nss1,(MCS0)_2TX	6.73
802.11be EHT40_Nss1,(MCS0)_2TX	3.74
802.11be EHT80_Nss1,(MCS0)_2TX	0.39
5.725-5.85GHz	-
802.11a_Nss1,(6Mbps)_2TX	5.51
802.11be EHT20_Nss1,(MCS0)_2TX	5.02
802.11be EHT40_Nss1,(MCS0)_2TX	1.74
802.11be EHT80_Nss1,(MCS0)_2TX	-1.34

RBW = 500kHz for 5.725-5.85GHz band / 1MHz for other band;

Result

Mode	Result	DG (dBi)	Port 1 (dBm/RBW)	Port 2 (dBm/RBW)	PD (dBm/RBW)	PD Limit (dBm/RBW)
802.11a_Nss1,(6Mbps)_2TX	-	-	-	-	-	-
5180MHz	Pass	5.30	3.57	4.63	7.12	17.00
5200MHz	Pass	5.30	3.86	4.65	7.21	17.00
5240MHz	Pass	5.30	3.71	4.29	7.01	17.00
5745MHz	Pass	4.84	1.79	2.54	5.17	30.00
5785MHz	Pass	4.84	1.70	2.59	5.13	30.00
5825MHz	Pass	4.84	2.16	2.96	5.51	30.00
802.11be EHT20_Nss1,(MCS0)_2TX	-	-	-	-	-	-
5180MHz	Pass	5.30	3.16	4.01	6.59	17.00
5200MHz	Pass	5.30	3.24	4.17	6.73	17.00
5240MHz	Pass	5.30	3.22	3.80	6.51	17.00
5745MHz	Pass	4.84	1.24	2.03	4.64	30.00
5785MHz	Pass	4.84	1.08	2.01	4.55	30.00
5825MHz	Pass	4.84	1.62	2.40	5.02	30.00
802.11be EHT40_Nss1,(MCS0)_2TX	-	-	-	-	-	-
5190MHz	Pass	5.30	-0.00	1.37	3.74	17.00
5230MHz	Pass	5.30	-0.08	0.68	3.25	17.00
5755MHz	Pass	4.84	-2.02	-0.61	1.74	30.00
5795MHz	Pass	4.84	-2.13	-0.95	1.50	30.00
802.11be EHT80_Nss1,(MCS0)_2TX	-	-	-	-	-	-
5210MHz	Pass	5.30	-2.87	-2.22	0.39	17.00
5775MHz	Pass	4.84	-4.91	-3.79	-1.34	30.00

DG = Directional Gain; RBW = 500kHz for 5.725-5.85GHz band / 1MHz for other band;
PD = trace bin-by-bin of each transmits port summing can be performed maximum power density; Port X = Port X Power Density;
Inf = There's no restriction for the limit.

5.15-5.25GHz_802.11a_Nss1,(6Mbps)_2TX **PSD**

5200MHz

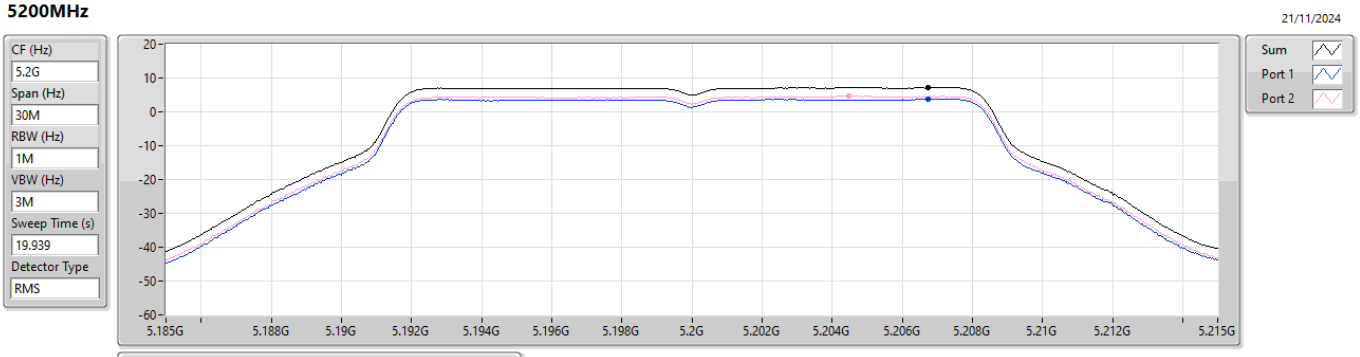

Sum	PD	Port 1	Port 2
(dBm/RBW)	(dBm/RBW)	(dBm/RBW)	(dBm/RBW)
7.21	7.21	3.86	4.65

5.15-5.25GHz_802.11be EHT20_Nss1,(MCS0)_2TX **PSD**

5200MHz

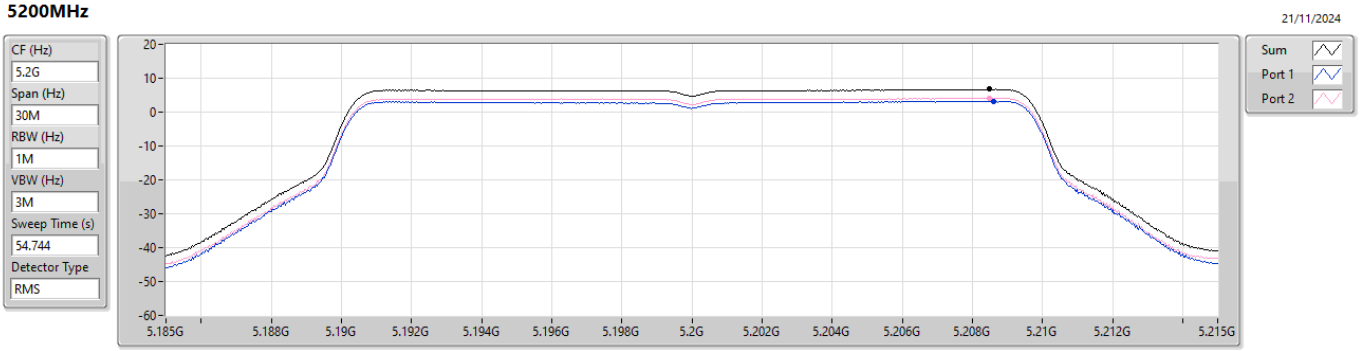

Sum	PD	Port 1	Port 2
(dBm/RBW)	(dBm/RBW)	(dBm/RBW)	(dBm/RBW)
6.73	6.73	3.24	4.17

5.15-5.25GHz_802.11be EHT40_Nss1,(MCS0)_2TX **PSD**

5190MHz

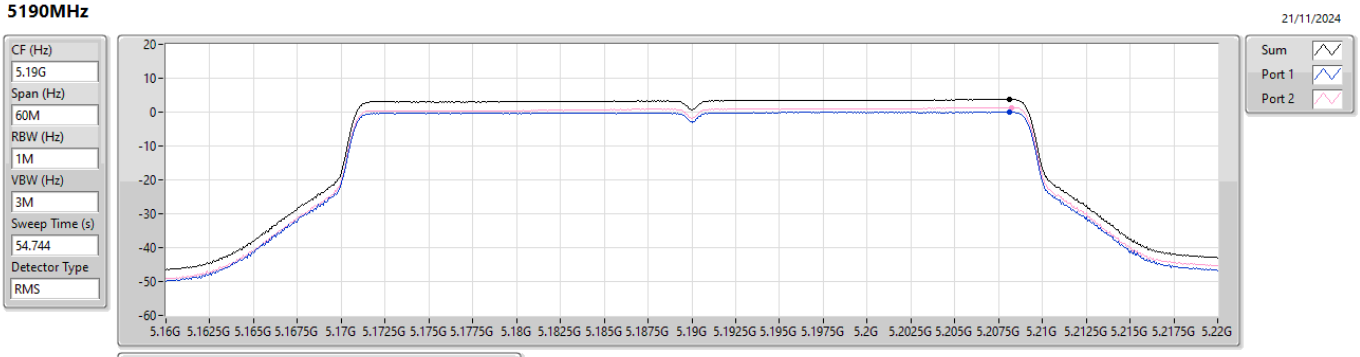

Sum	PD	Port 1	Port 2
(dBm/RBW)	(dBm/RBW)	(dBm/RBW)	(dBm/RBW)
3.74	3.74	-0.00	1.37

5.15-5.25GHz_802.11be EHT80_Nss1,(MCS0)_2TX **PSD**

5210MHz

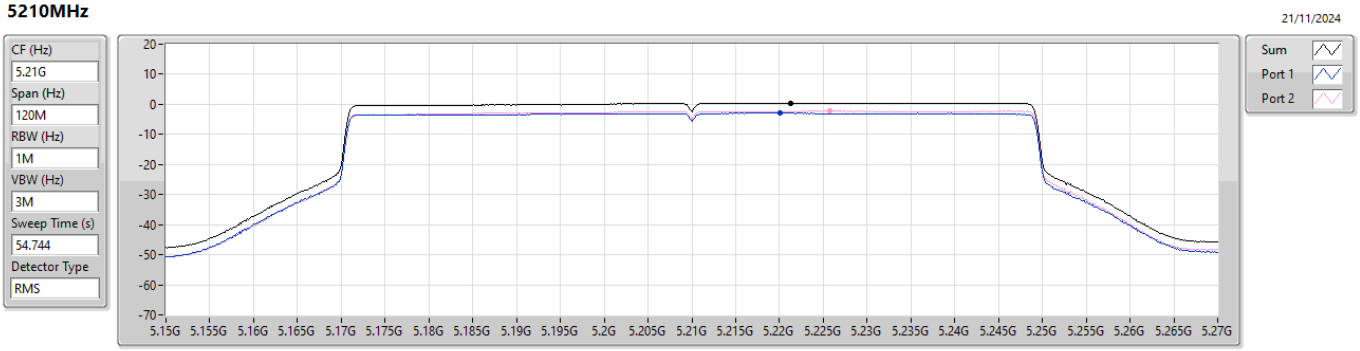

Sum	PD	Port 1	Port 2
(dBm/RBW)	(dBm/RBW)	(dBm/RBW)	(dBm/RBW)
0.39	0.39	-2.87	-2.22

5.725-5.85GHz_802.11a_Nss1,(6Mbps)_2TX **PSD**

5825MHz

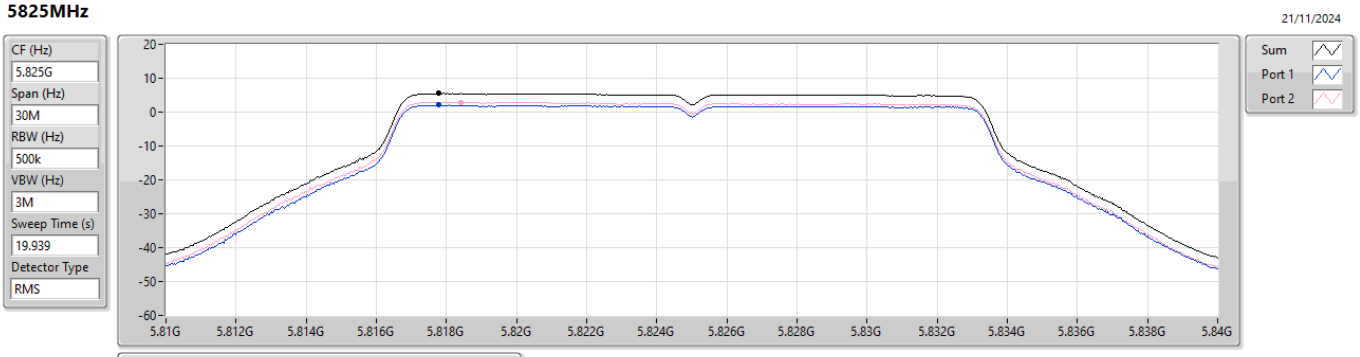

Sum	PD	Port 1	Port 2
(dBm/RBW)	(dBm/RBW)	(dBm/RBW)	(dBm/RBW)
5.51	5.51	2.16	2.96

5.725-5.85GHz_802.11be EHT20_Nss1,(MCS0)_2TX **PSD**

5825MHz

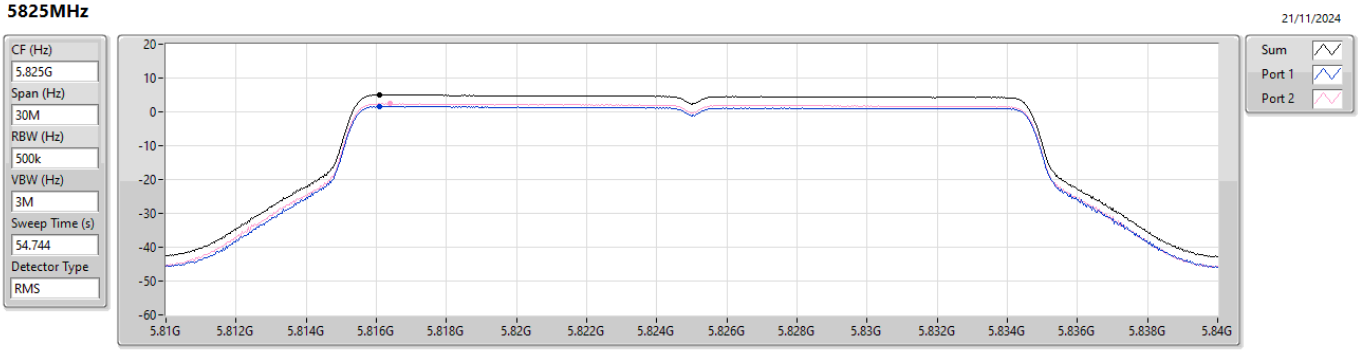

Sum	PD	Port 1	Port 2
(dBm/RBW)	(dBm/RBW)	(dBm/RBW)	(dBm/RBW)
5.02	5.02	1.62	2.40

5.725-5.85GHz_802.11be EHT40_Nss1,(MCS0)_2TX **PSD**

5755MHz

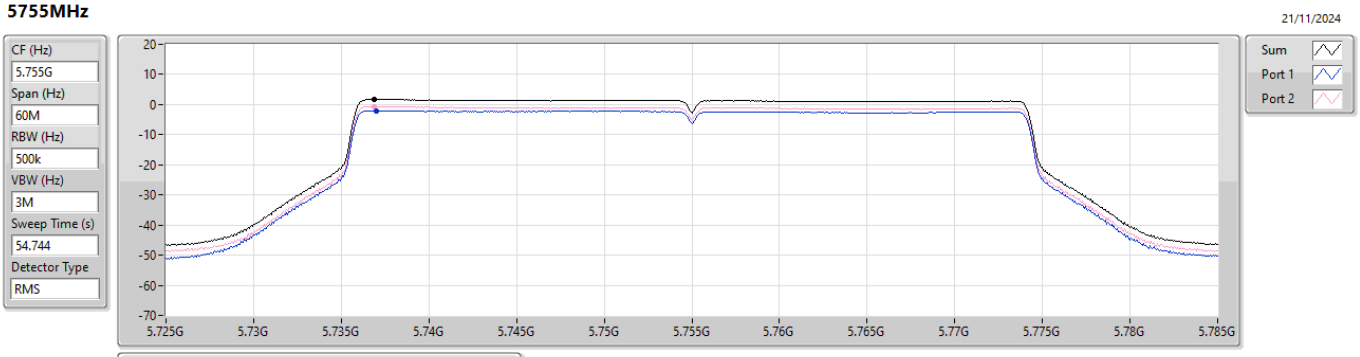

Sum	PD	Port 1	Port 2
(dBm/RBW)	(dBm/RBW)	(dBm/RBW)	(dBm/RBW)
1.74	1.74	-2.02	-0.61

5.725-5.85GHz_802.11be EHT80_Nss1,(MCS0)_2TX **PSD**

5775MHz

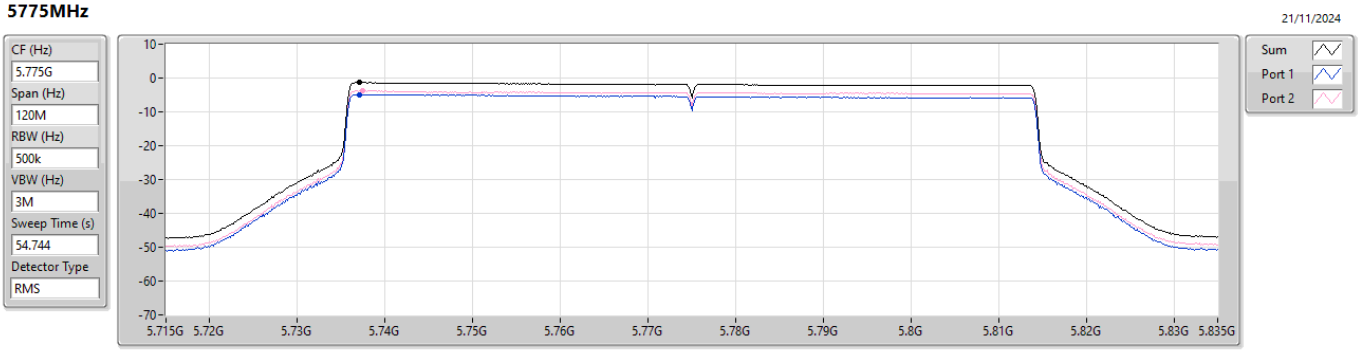

Sum	PD	Port 1	Port 2
(dBm/RBW)	(dBm/RBW)	(dBm/RBW)	(dBm/RBW)
-1.34	-1.34	-4.91	-3.79

Summary

Mode	PD (dBm/RBW)
5.15-5.25GHz	-
802.11be EHT80_Nss1,(MCS0),RU242+RU242 MRU 1_2TX	0.24
5.725-5.85GHz	-
802.11be EHT80_Nss1,(MCS0),RU242+RU242 MRU 1_2TX	-1.44

RBW = 500kHz for 5.725-5.85GHz band / 1MHz for other band;

Result

Mode	Result	DG (dBi)	Port 1 (dBm/RBW)	Port 2 (dBm/RBW)	PD (dBm/RBW)	PD Limit (dBm/RBW)
802.11be EHT80_Nss1,(MCS0),RU484+RU242 MRU 3_2TX	-	-	-	-	-	-
5210MHz	Pass	5.30	-3.11	-2.41	0.20	17.00
802.11be EHT80_Nss1,(MCS0),RU242+RU242 MRU 1_2TX	-	-	-	-	-	-
5210MHz	Pass	5.30	-3.02	-2.28	0.24	17.00
802.11be EHT80_Nss1,(MCS0),RU484+RU242 MRU 3_2TX	-	-	-	-	-	-
5775MHz	Pass	4.84	-5.15	-3.86	-1.57	30.00
802.11be EHT80_Nss1,(MCS0),RU242+RU242 MRU 1_2TX	-	-	-	-	-	-
5775MHz	Pass	4.84	-5.02	-3.72	-1.44	30.00

DG = Directional Gain; RBW = 500kHz for 5.725-5.85GHz band / 1MHz for other band;
PD = trace bin-by-bin of each transmits port summing can be performed maximum power density; Port X = Port X Power Density;
Inf = There's no restriction for the limit.

5.15-5.25GHz_802.11be EHT80_Nss1,(MCS0),RU242+RU242 MRU 1_2TX **PSD**

5210MHz

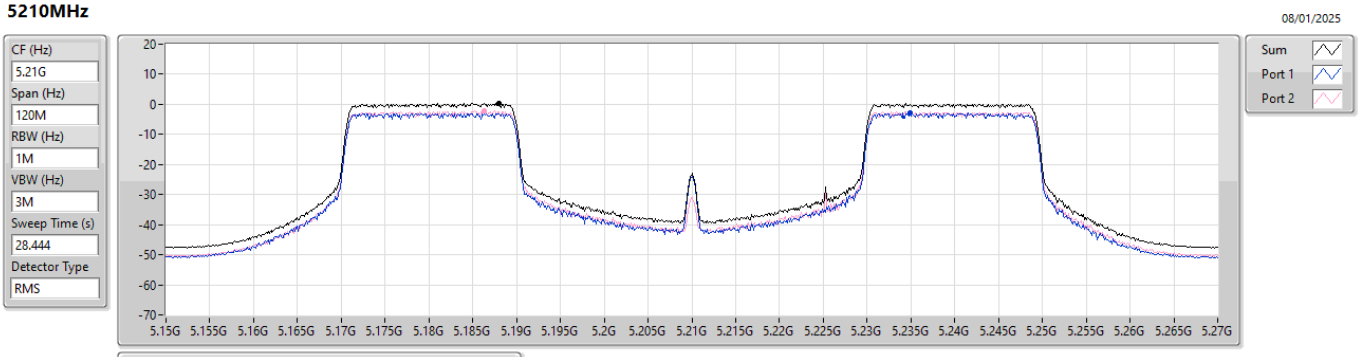

Sum	PD	Port 1	Port 2
(dBm/RBW)	(dBm/RBW)	(dBm/RBW)	(dBm/RBW)
0.24	0.24	-3.02	-2.28

5.725-5.85GHz_802.11be EHT80_Nss1,(MCS0),RU242+RU242 MRU 1_2TX **PSD**

5775MHz

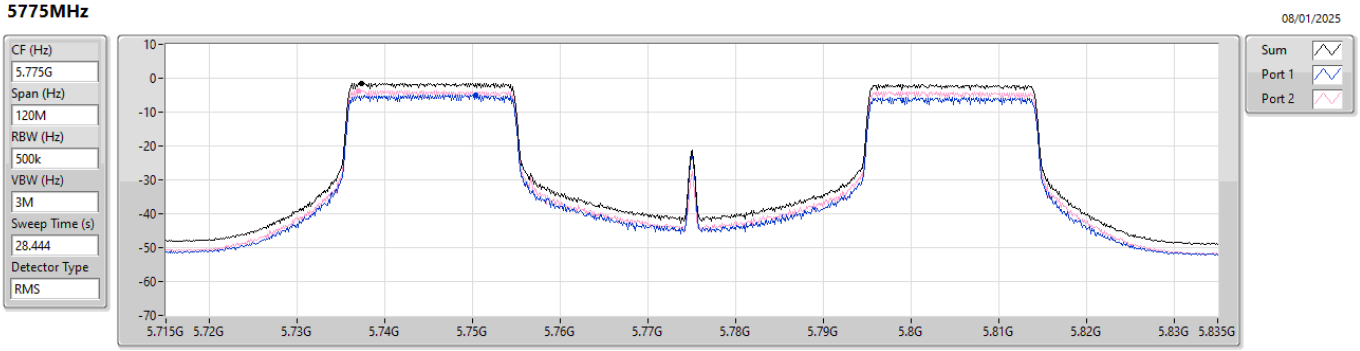

Sum	PD	Port 1	Port 2
(dBm/RBW)	(dBm/RBW)	(dBm/RBW)	(dBm/RBW)
-1.44	-1.44	-5.02	-3.72

Summary

Mode	PD (dBm/RBW)
5.15-5.25GHz	-
802.11be EHT80_Nss1,(MCS0),RU484+RU242 CP 4_2TX	0.28
5.725-5.85GHz	-
802.11be EHT80_Nss1,(MCS0),RU484+RU242 CP 1_2TX	-1.62

RBW = 500kHz for 5.725-5.85GHz band / 1MHz for other band;

Result

Mode	Result	DG (dBi)	Port 1 (dBm/RBW)	Port 2 (dBm/RBW)	PD (dBm/RBW)	PD Limit (dBm/RBW)
802.11be EHT80_Nss1,(MCS0),RU484+RU242 CP 1_2TX	-	-	-	-	-	-
5210MHz	Pass	5.30	-3.19	-2.54	0.10	17.00
802.11be EHT80_Nss1,(MCS0),RU484+RU242 CP 2_2TX	-	-	-	-	-	-
5210MHz	Pass	5.30	-3.18	-2.41	0.18	17.00
802.11be EHT80_Nss1,(MCS0),RU484+RU242 CP 3_2TX	-	-	-	-	-	-
5210MHz	Pass	5.30	-3.09	-2.37	0.27	17.00
802.11be EHT80_Nss1,(MCS0),RU484+RU242 CP 4_2TX	-	-	-	-	-	-
5210MHz	Pass	5.30	-3.14	-2.21	0.28	17.00
802.11be EHT80_Nss1,(MCS0),RU484+RU242 CP 1_2TX	-	-	-	-	-	-
5775MHz	Pass	4.84	-5.33	-3.96	-1.62	30.00
802.11be EHT80_Nss1,(MCS0),RU484+RU242 CP 2_2TX	-	-	-	-	-	-
5775MHz	Pass	4.84	-5.53	-4.14	-1.78	30.00
802.11be EHT80_Nss1,(MCS0),RU484+RU242 CP 3_2TX	-	-	-	-	-	-
5775MHz	Pass	4.84	-5.41	-4.13	-1.73	30.00
802.11be EHT80_Nss1,(MCS0),RU484+RU242 CP 4_2TX	-	-	-	-	-	-
5775MHz	Pass	4.84	-5.36	-4.13	-1.69	30.00

DG = Directional Gain; RBW = 500kHz for 5.725-5.85GHz band / 1MHz for other band;
PD = trace bin-by-bin of each transmits port summing can be performed maximum power density; Port X = Port X Power Density;
Inf = There's no restriction for the limit.

5.15-5.25GHz_802.11be EHT80_Nss1,(MCS0),RU484+RU242 CP 4_2TX **PSD**

5210MHz

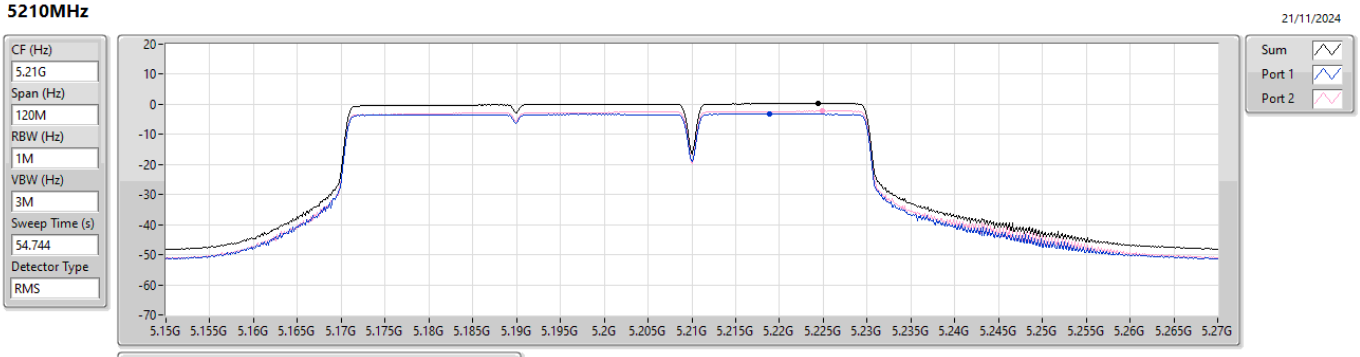

Sum	PD	Port 1	Port 2
(dBm/RBW)	(dBm/RBW)	(dBm/RBW)	(dBm/RBW)
0.28	0.28	-3.14	-2.21

5.725-5.85GHz_802.11be EHT80_Nss1,(MCS0),RU484+RU242 CP 1_2TX **PSD**

5775MHz

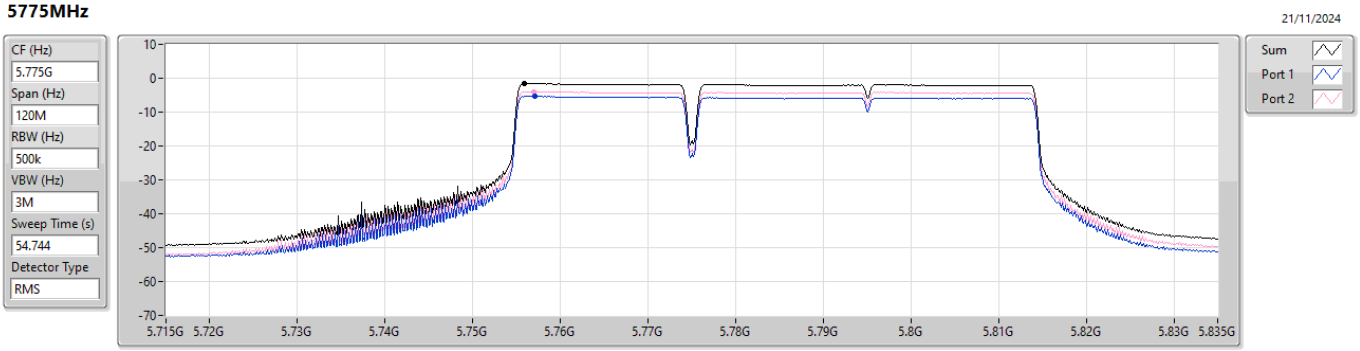

Sum	PD	Port 1	Port 2
(dBm/RBW)	(dBm/RBW)	(dBm/RBW)	(dBm/RBW)
-1.62	-1.62	-5.33	-3.96

Summary

Mode	PD (dBm/RBW)
5.15-5.25GHz	-
802.11a_Nss1,(6Mbps)_2TX	7.49
802.11be EHT20_Nss1,(MCS0)_2TX	6.81
802.11be EHT40_Nss1,(MCS0)_2TX	3.84
802.11be EHT80_Nss1,(MCS0)_2TX	0.60
5.725-5.85GHz	-
802.11a_Nss1,(6Mbps)_2TX	5.97
802.11be EHT20_Nss1,(MCS0)_2TX	5.42
802.11be EHT40_Nss1,(MCS0)_2TX	2.22
802.11be EHT80_Nss1,(MCS0)_2TX	-1.01

RBW = 500kHz for 5.725-5.85GHz band / 1MHz for other band;

Result

Mode	Result	DG (dBi)	Port 1 (dBm/RBW)	Port 2 (dBm/RBW)	PD (dBm/RBW)	PD Limit (dBm/RBW)
802.11a_Nss1,(6Mbps)_2TX	-	-	-	-	-	-
5180MHz	Pass	8.24	4.56	4.48	7.49	8.76
5200MHz	Pass	8.24	4.28	4.22	7.23	8.76
5240MHz	Pass	8.24	4.66	4.42	7.49	8.76
5745MHz	Pass	8.03	2.86	2.88	5.85	27.97
5785MHz	Pass	8.03	3.04	2.72	5.83	27.97
5825MHz	Pass	8.03	3.05	3.03	5.97	27.97
802.11be EHT20_Nss1,(MCS0)_2TX	-	-	-	-	-	-
5180MHz	Pass	8.24	3.77	3.74	6.75	8.76
5200MHz	Pass	8.24	3.53	3.54	6.53	8.76
5240MHz	Pass	8.24	3.89	3.73	6.81	8.76
5745MHz	Pass	8.03	2.21	2.26	5.25	27.97
5785MHz	Pass	8.03	2.36	2.11	5.25	27.97
5825MHz	Pass	8.03	2.54	2.32	5.42	27.97
802.11be EHT40_Nss1,(MCS0)_2TX	-	-	-	-	-	-
5190MHz	Pass	8.24	0.98	0.74	3.84	8.76
5230MHz	Pass	8.24	1.05	0.57	3.82	8.76
5755MHz	Pass	8.03	-0.58	-0.91	2.22	27.97
5795MHz	Pass	8.03	-0.64	-1.01	2.19	27.97
802.11be EHT80_Nss1,(MCS0)_2TX	-	-	-	-	-	-
5210MHz	Pass	8.24	-2.27	-2.44	0.60	8.76
5775MHz	Pass	8.03	-3.78	-4.12	-1.01	27.97

DG = Directional Gain; RBW = 500kHz for 5.725-5.85GHz band / 1MHz for other band;
PD = trace bin-by-bin of each transmits port summing can be performed maximum power density; Port X = Port X Power Density;
Inf = There's no restriction for the limit.

5.15-5.25GHz_802.11a_Nss1,(6Mbps)_2TX **PSD**

5180MHz

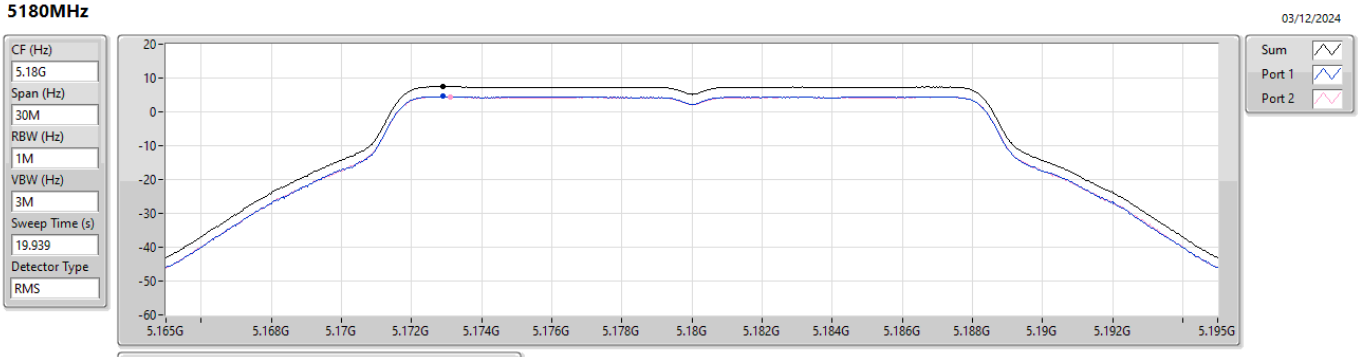

Sum	PD	Port 1	Port 2
(dBm/RBW)	(dBm/RBW)	(dBm/RBW)	(dBm/RBW)
7.49	7.49	4.56	4.48

5.15-5.25GHz_802.11be EHT20_Nss1,(MCS0)_2TX **PSD**

5240MHz

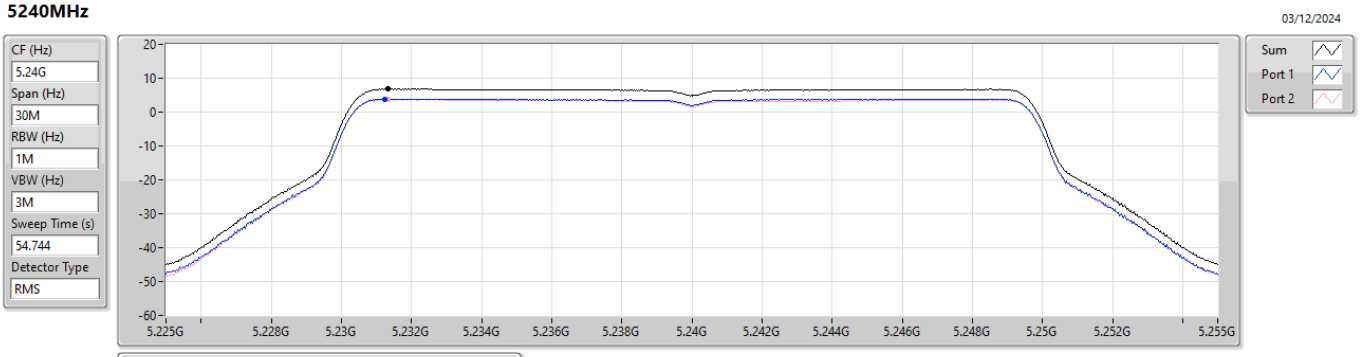

Sum	PD	Port 1	Port 2
(dBm/RBW)	(dBm/RBW)	(dBm/RBW)	(dBm/RBW)
6.81	6.81	3.89	3.73

5.15-5.25GHz_802.11be EHT40_Nss1,(MCS0)_2TX **PSD**

5190MHz

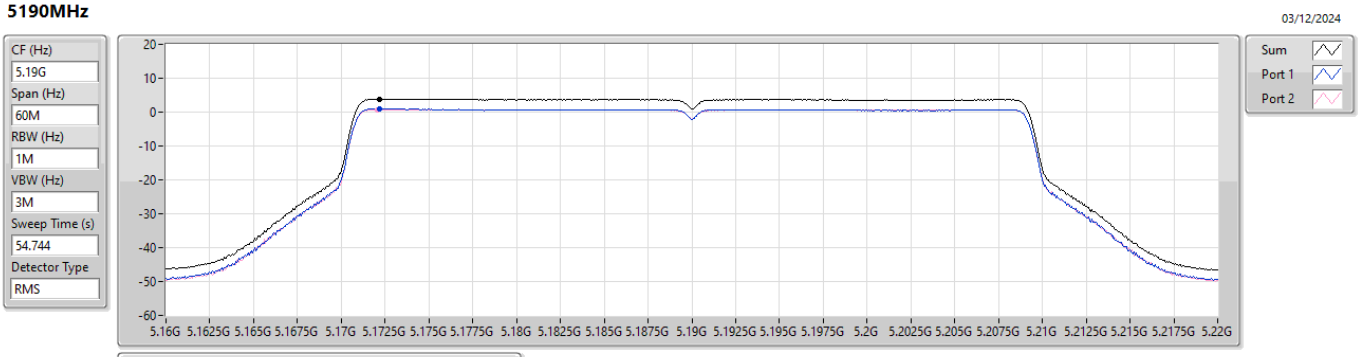

Sum	PD	Port 1	Port 2
(dBm/RBW)	(dBm/RBW)	(dBm/RBW)	(dBm/RBW)
3.84	3.84	0.98	0.74

5.15-5.25GHz_802.11be EHT80_Nss1,(MCS0)_2TX **PSD**

5210MHz

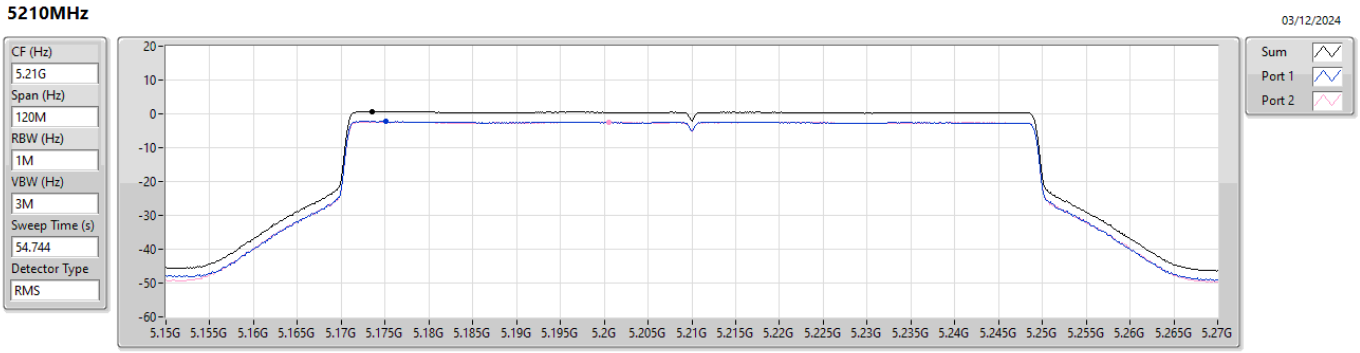

Sum	PD	Port 1	Port 2
(dBm/RBW)	(dBm/RBW)	(dBm/RBW)	(dBm/RBW)
0.60	0.60	-2.27	-2.44

5.725-5.85GHz_802.11a_Nss1,(6Mbps)_2TX **PSD**

5825MHz

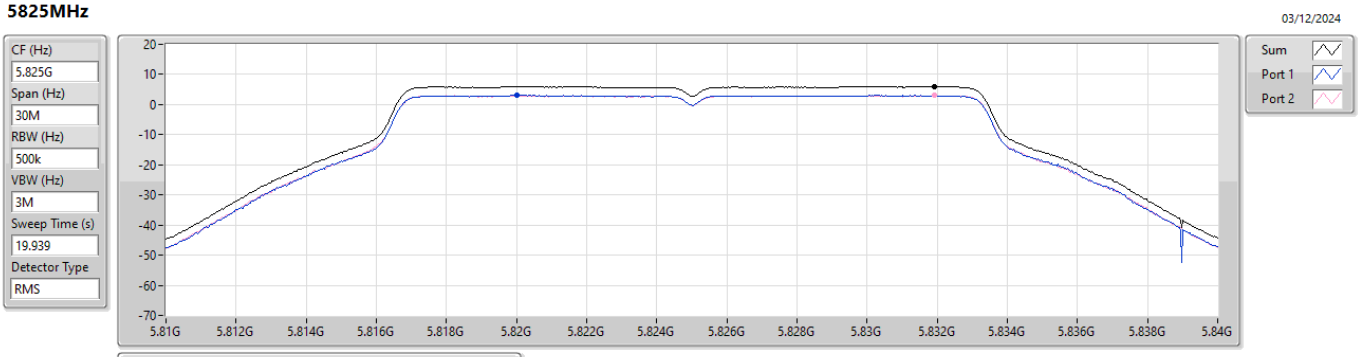

Sum	PD	Port 1	Port 2
(dBm/RBW)	(dBm/RBW)	(dBm/RBW)	(dBm/RBW)
5.97	5.97	3.05	3.03

5.725-5.85GHz_802.11be EHT20_Nss1,(MCS0)_2TX **PSD**

5825MHz

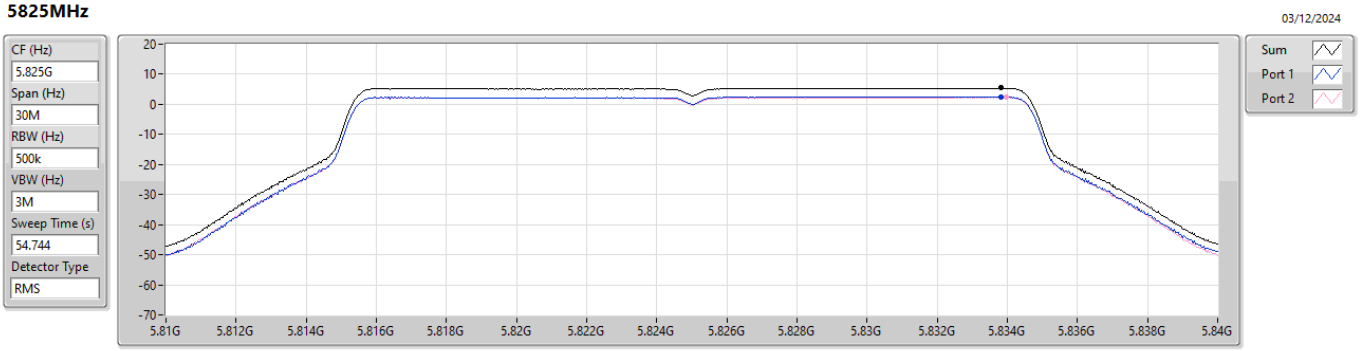

Sum	PD	Port 1	Port 2
(dBm/RBW)	(dBm/RBW)	(dBm/RBW)	(dBm/RBW)
5.42	5.42	2.54	2.32

5.725-5.85GHz_802.11be EHT40_Nss1,(MCS0)_2TX **PSD**

5755MHz

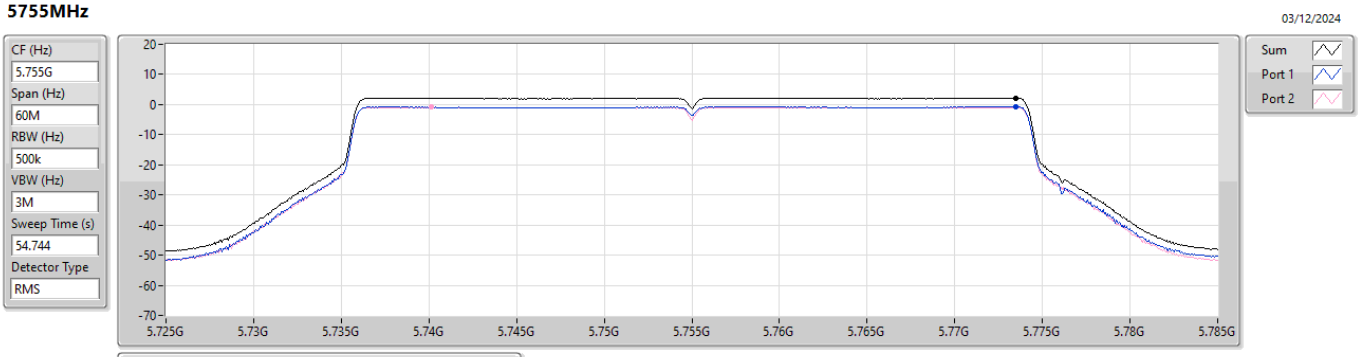

Sum	PD	Port 1	Port 2
(dBm/RBW)	(dBm/RBW)	(dBm/RBW)	(dBm/RBW)
2.22	2.22	-0.58	-0.91

5.725-5.85GHz_802.11be EHT80_Nss1,(MCS0)_2TX **PSD**

5775MHz

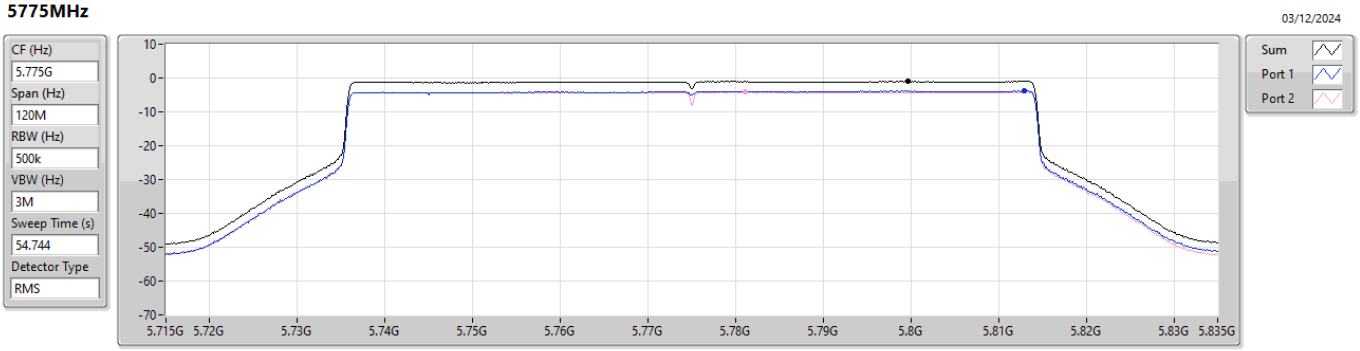

Sum	PD	Port 1	Port 2
(dBm/RBW)	(dBm/RBW)	(dBm/RBW)	(dBm/RBW)
-1.01	-1.01	-3.78	-4.12

Summary

Mode	PD (dBm/RBW)
5.15-5.25GHz	-
802.11a_Nss1,(6Mbps)_2TX	8.05
802.11be EHT20_Nss1,(MCS0)_2TX	7.52
802.11be EHT40_Nss1,(MCS0)_2TX	4.16
802.11be EHT80_Nss1,(MCS0)_2TX	0.83
5.725-5.85GHz	-
802.11a_Nss1,(6Mbps)_2TX	5.88
802.11be EHT20_Nss1,(MCS0)_2TX	5.35
802.11be EHT40_Nss1,(MCS0)_2TX	1.88
802.11be EHT80_Nss1,(MCS0)_2TX	-1.20

RBW = 500kHz for 5.725-5.85GHz band / 1MHz for other band;

Result

Mode	Result	DG (dBi)	Port 1 (dBm/RBW)	Port 2 (dBm/RBW)	PD (dBm/RBW)	PD Limit (dBm/RBW)
802.11a_Nss1,(6Mbps)_2TX	-	-	-	-	-	-
5180MHz	Pass	7.78	3.63	4.91	7.27	15.22
5200MHz	Pass	7.78	4.22	4.99	7.59	15.22
5240MHz	Pass	7.78	5.03	5.11	8.05	15.22
5745MHz	Pass	7.86	2.14	2.77	5.40	28.14
5785MHz	Pass	7.86	1.82	2.56	5.17	28.14
5825MHz	Pass	7.86	2.39	3.35	5.88	28.14
802.11be EHT20_Nss1,(MCS0)_2TX	-	-	-	-	-	-
5180MHz	Pass	7.78	3.20	4.51	6.90	15.22
5200MHz	Pass	7.78	3.70	4.43	7.06	15.22
5240MHz	Pass	7.78	4.42	4.64	7.52	15.22
5745MHz	Pass	7.86	1.63	2.23	4.89	28.14
5785MHz	Pass	7.86	1.11	1.93	4.51	28.14
5825MHz	Pass	7.86	1.95	2.73	5.35	28.14
802.11be EHT40_Nss1,(MCS0)_2TX	-	-	-	-	-	-
5190MHz	Pass	7.78	0.15	1.53	3.80	15.22
5230MHz	Pass	7.78	1.15	1.35	4.16	15.22
5755MHz	Pass	7.86	-1.59	-0.67	1.88	28.14
5795MHz	Pass	7.86	-1.70	-0.74	1.79	28.14
802.11be EHT80_Nss1,(MCS0)_2TX	-	-	-	-	-	-
5210MHz	Pass	7.78	-2.57	-1.66	0.83	15.22
5775MHz	Pass	7.86	-4.80	-3.63	-1.20	28.14

DG = Directional Gain; RBW = 500kHz for 5.725-5.85GHz band / 1MHz for other band;
PD = trace bin-by-bin of each transmits port summing can be performed maximum power density; Port X = Port X Power Density;
Inf = There's no restriction for the limit.

5.15-5.25GHz_802.11a_Nss1,(6Mbps)_2TX **PSD**

5240MHz

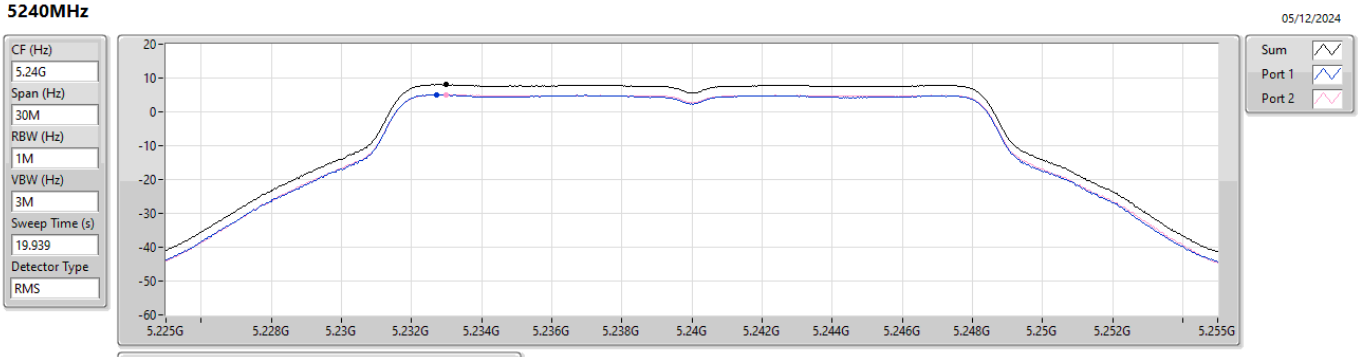

Sum	PD	Port 1	Port 2
(dBm/RBW)	(dBm/RBW)	(dBm/RBW)	(dBm/RBW)
8.05	8.05	5.03	5.11

5.15-5.25GHz_802.11be EHT20_Nss1,(MCS0)_2TX **PSD**

5240MHz

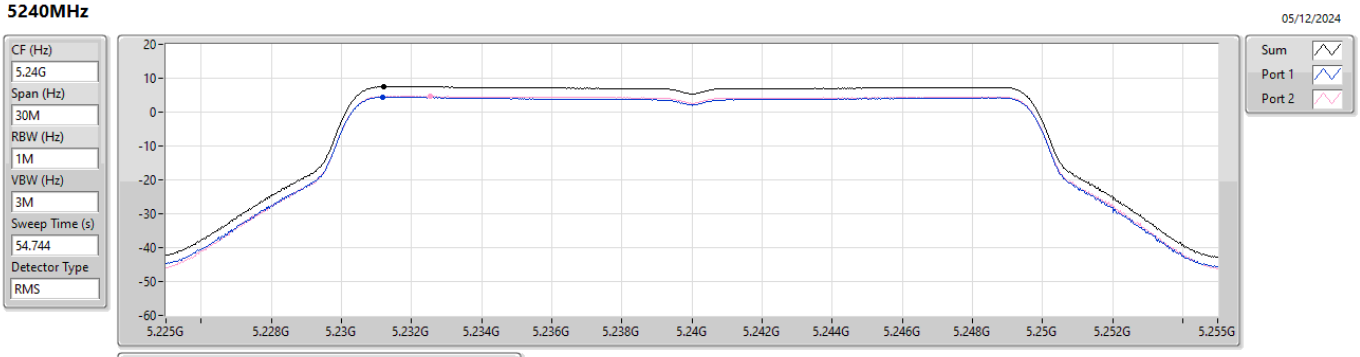

Sum	PD	Port 1	Port 2
(dBm/RBW)	(dBm/RBW)	(dBm/RBW)	(dBm/RBW)
7.52	7.52	4.42	4.64

5.15-5.25GHz_802.11be EHT40_Nss1,(MCS0)_2TX **PSD**

5230MHz

05/12/2024

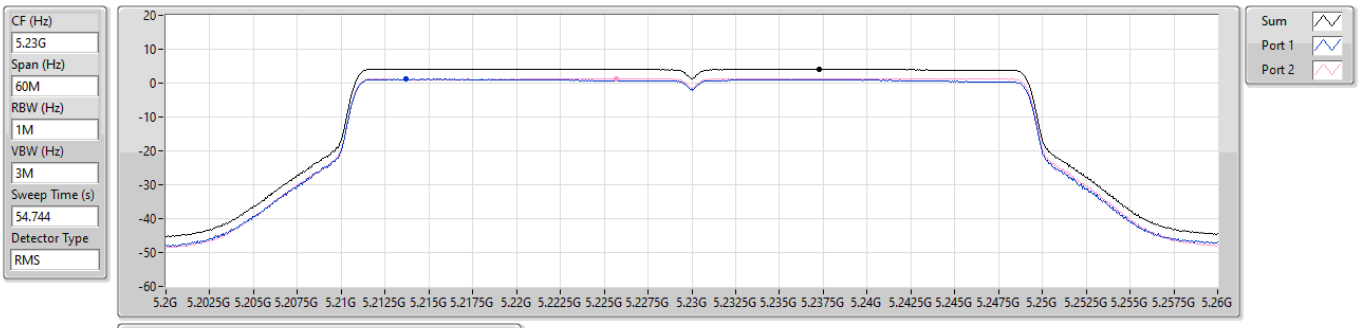

Sum	PD	Port 1	Port 2
(dBm/RBW)	(dBm/RBW)	(dBm/RBW)	(dBm/RBW)
4.16	4.16	1.15	1.35

5.15-5.25GHz_802.11be EHT80_Nss1,(MCS0)_2TX **PSD**

5210MHz

05/12/2024

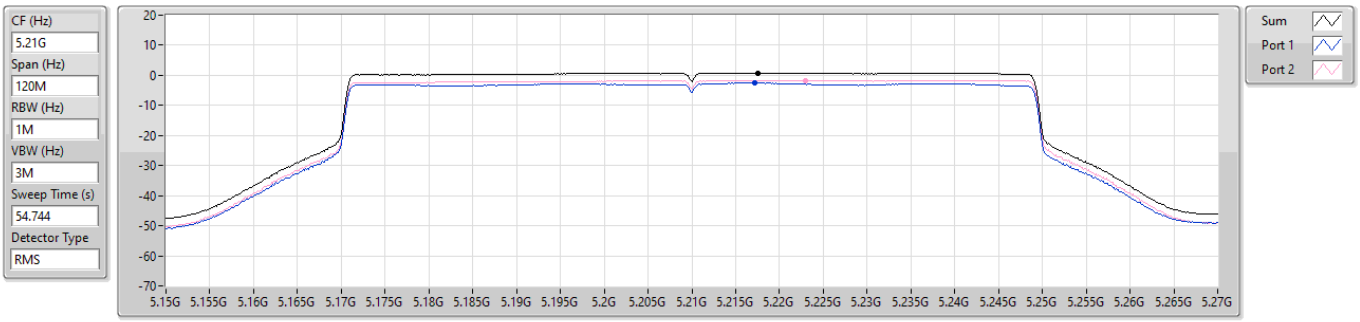

Sum	PD	Port 1	Port 2
(dBm/RBW)	(dBm/RBW)	(dBm/RBW)	(dBm/RBW)
0.83	0.83	-2.57	-1.66

5.725-5.85GHz_802.11a_Nss1,(6Mbps)_2TX **PSD**

5825MHz

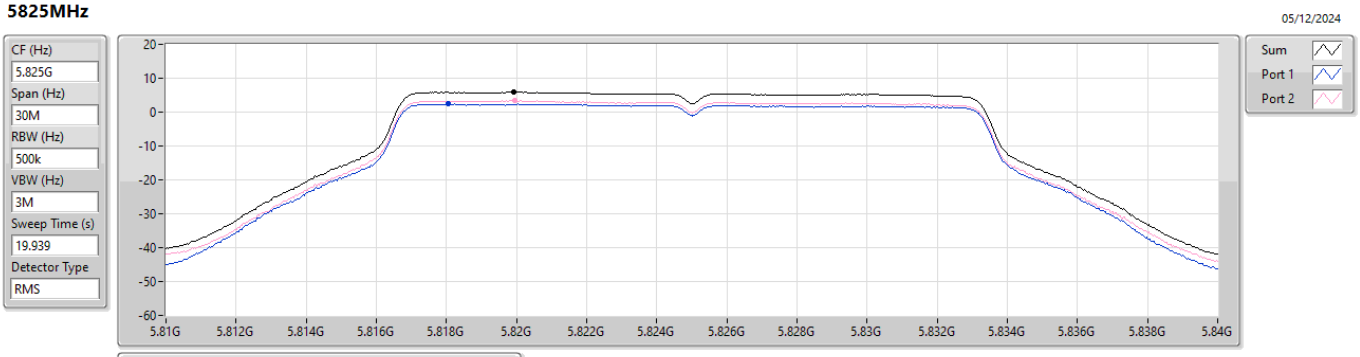

Sum	PD	Port 1	Port 2
(dBm/RBW)	(dBm/RBW)	(dBm/RBW)	(dBm/RBW)
5.88	5.88	2.39	3.35

5.725-5.85GHz_802.11be EHT20_Nss1,(MCS0)_2TX **PSD**

5825MHz

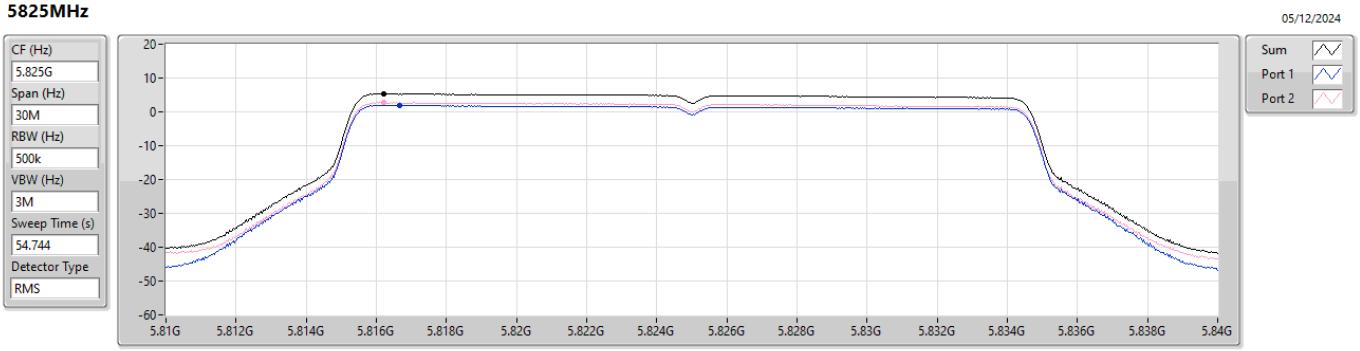

Sum	PD	Port 1	Port 2
(dBm/RBW)	(dBm/RBW)	(dBm/RBW)	(dBm/RBW)
5.35	5.35	1.95	2.73

5.725-5.85GHz_802.11be EHT40_Nss1,(MCS0)_2TX **PSD**

5755MHz

05/12/2024

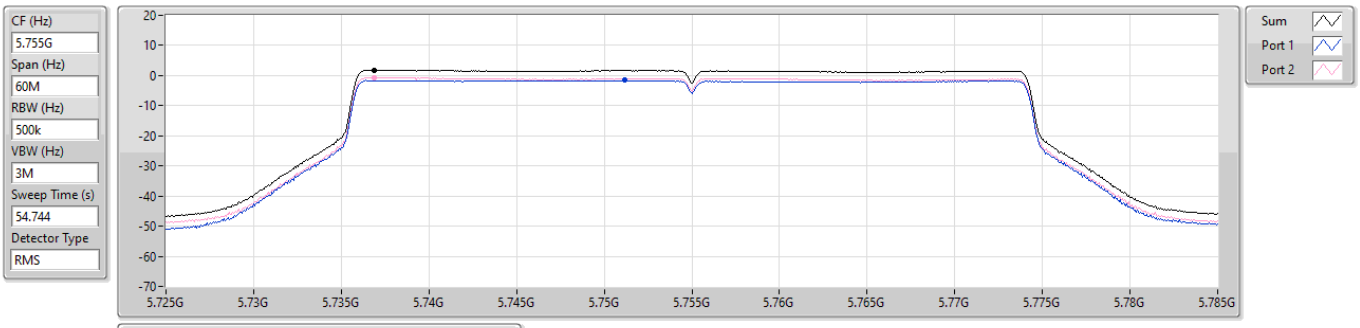

Sum	PD	Port 1	Port 2
(dBm/RBW)	(dBm/RBW)	(dBm/RBW)	(dBm/RBW)
1.88	1.88	-1.59	-0.67

5.725-5.85GHz_802.11be EHT80_Nss1,(MCS0)_2TX **PSD**

5775MHz

05/12/2024

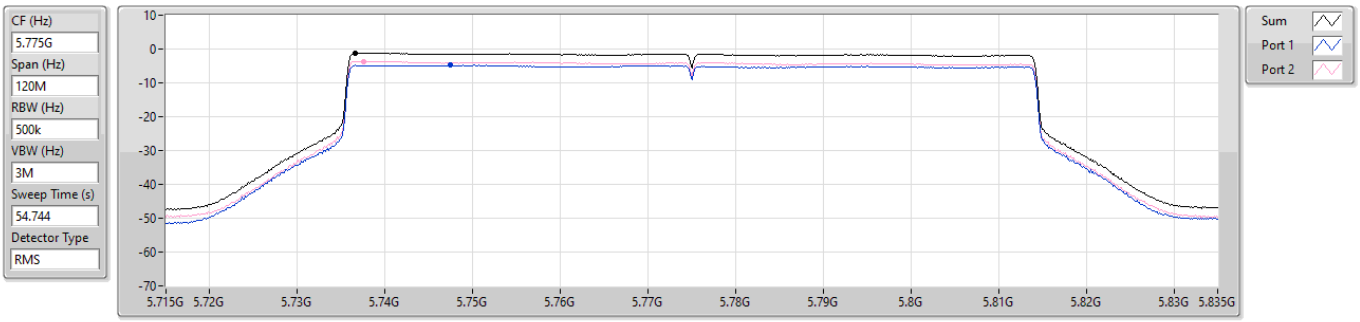

Sum	PD	Port 1	Port 2
(dBm/RBW)	(dBm/RBW)	(dBm/RBW)	(dBm/RBW)
-1.20	-1.20	-4.80	-3.63

Summary

Mode	PD (dBm/RBW)
5.15-5.25GHz	-
802.11be EHT80_Nss1,(MCS0),RU484+RU242 MRU 3_2TX	0.74
5.725-5.85GHz	-
802.11be EHT80_Nss1,(MCS0),RU242+RU242 MRU 1_2TX	-1.21

RBW = 500kHz for 5.725-5.85GHz band / 1MHz for other band;

Result

Mode	Result	DG (dBi)	Port 1 (dBm/RBW)	Port 2 (dBm/RBW)	PD (dBm/RBW)	PD Limit (dBm/RBW)
802.11be EHT80_Nss1,(MCS0),RU484+RU242 MRU 3_2TX	-	-	-	-	-	-
5210MHz	Pass	7.78	-2.63	-1.83	0.74	15.22
802.11be EHT80_Nss1,(MCS0),RU242+RU242 MRU 1_2TX	-	-	-	-	-	-
5210MHz	Pass	7.78	-2.95	-2.07	0.48	15.22
802.11be EHT80_Nss1,(MCS0),RU484+RU242 MRU 3_2TX	-	-	-	-	-	-
5775MHz	Pass	7.86	-5.07	-3.81	-1.45	28.14
802.11be EHT80_Nss1,(MCS0),RU242+RU242 MRU 1_2TX	-	-	-	-	-	-
5775MHz	Pass	7.86	-4.92	-3.56	-1.21	28.14

DG = Directional Gain; RBW = 500kHz for 5.725-5.85GHz band / 1MHz for other band;
PD = trace bin-by-bin of each transmits port summing can be performed maximum power density; Port X = Port X Power Density;
Inf = There's no restriction for the limit.

5.15-5.25GHz_802.11be EHT80_Nss1,(MCS0),RU484+RU242 MRU 3_2TX **PSD**

5210MHz

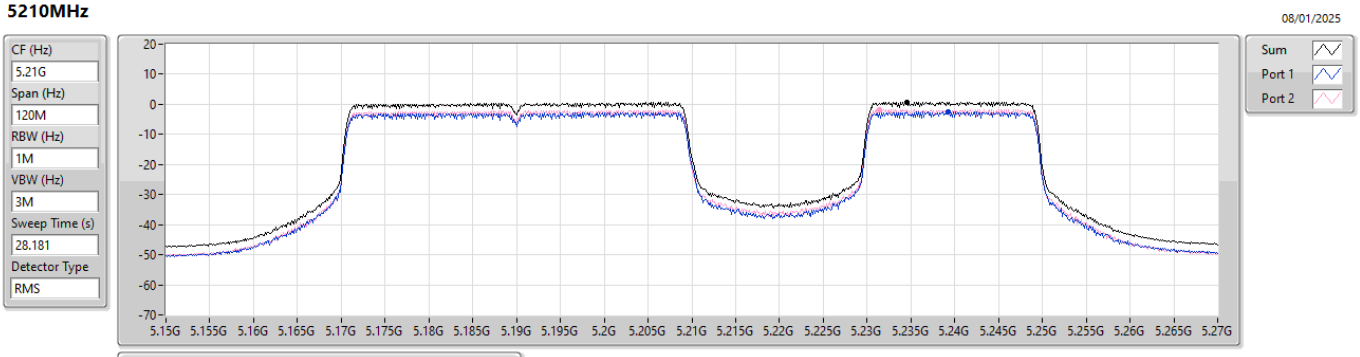

Sum	PD	Port 1	Port 2
(dBm/RBW)	(dBm/RBW)	(dBm/RBW)	(dBm/RBW)
0.74	0.74	-2.63	-1.83

5.725-5.85GHz_802.11be EHT80_Nss1,(MCS0),RU242+RU242 MRU 1_2TX **PSD**

5775MHz

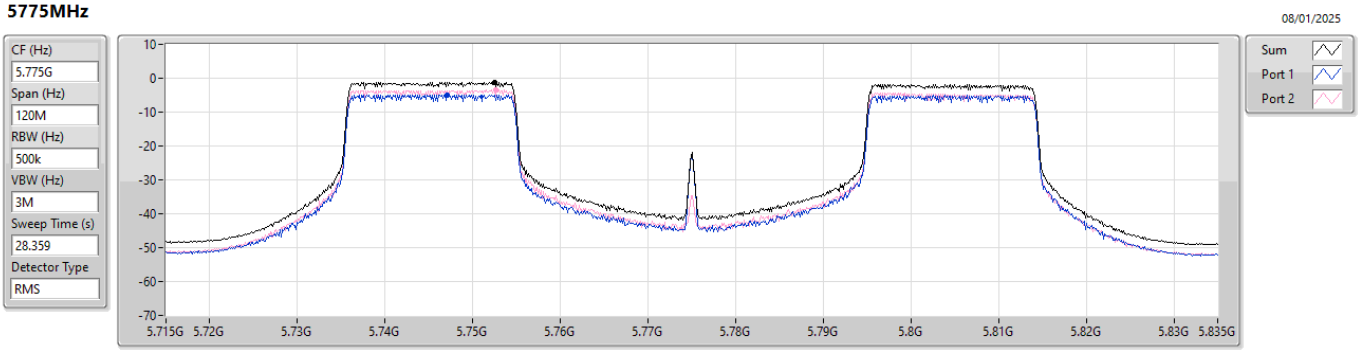

Sum	PD	Port 1	Port 2
(dBm/RBW)	(dBm/RBW)	(dBm/RBW)	(dBm/RBW)
-1.21	-1.21	-4.92	-3.56

Summary

Mode	PD (dBm/RBW)
5.15-5.25GHz	-
802.11be EHT80_Nss1,(MCS0),RU484+RU242 CP 4_2TX	0.34
5.725-5.85GHz	-
802.11be EHT80_Nss1,(MCS0),RU484+RU242 CP 3_2TX	-1.52

RBW = 500kHz for 5.725-5.85GHz band / 1MHz for other band;

Result

Mode	Result	DG (dBi)	Port 1 (dBm/RBW)	Port 2 (dBm/RBW)	PD (dBm/RBW)	PD Limit (dBm/RBW)
802.11be EHT80_Nss1,(MCS0),RU484+RU242 CP 4_2TX	-	-	-	-	-	-
5210MHz	Pass	7.78	-2.99	-2.30	0.34	15.22
802.11be EHT80_Nss1,(MCS0),RU484+RU242 CP 3_2TX	-	-	-	-	-	-
5775MHz	Pass	7.86	-5.23	-3.85	-1.52	28.14

DG = Directional Gain; RBW = 500kHz for 5.725-5.85GHz band / 1MHz for other band;
PD = trace bin-by-bin of each transmits port summing can be performed maximum power density; Port X = Port X Power Density;
Inf = There's no restriction for the limit.

5.15-5.25GHz_802.11be EHT80_Nss1,(MCS0),RU484+RU242 CP 4_2TX **PSD**

5210MHz

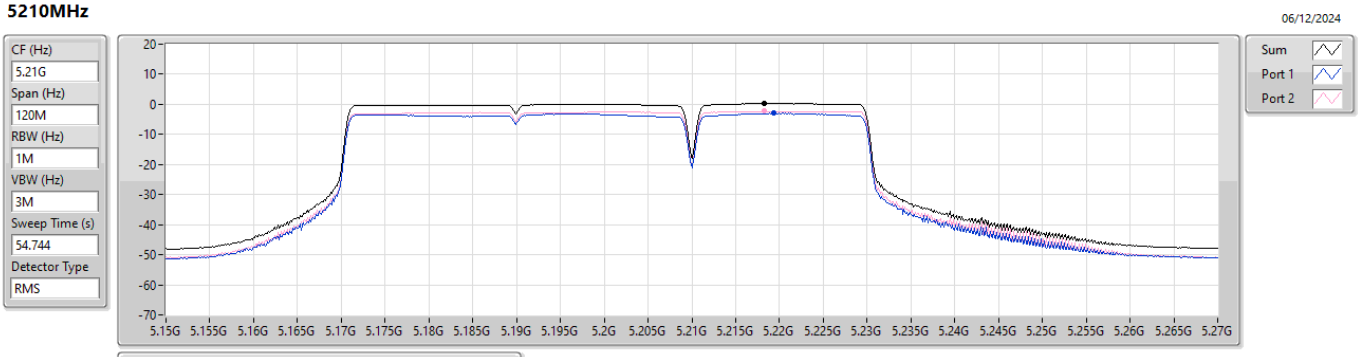

Sum	PD	Port 1	Port 2
(dBm/RBW)	(dBm/RBW)	(dBm/RBW)	(dBm/RBW)
0.34	0.34	-2.99	-2.30

5.725-5.85GHz_802.11be EHT80_Nss1,(MCS0),RU484+RU242 CP 3_2TX **PSD**

5775MHz

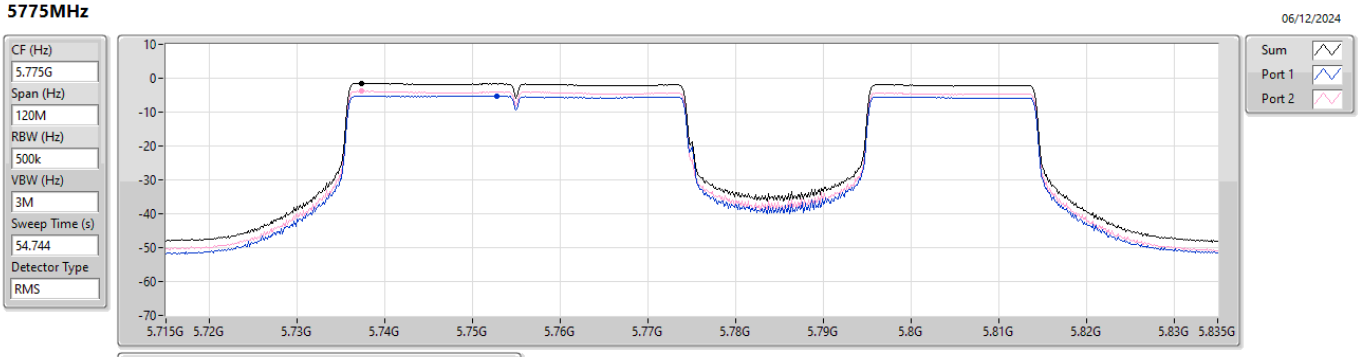

Sum	PD	Port 1	Port 2
(dBm/RBW)	(dBm/RBW)	(dBm/RBW)	(dBm/RBW)
-1.52	-1.52	-5.23	-3.85

Summary

Mode	Result	Type	Freq (Hz)	Level (dBuV/m)	Limit (dBuV/m)	Margin (dB)	Dist (m)	Condition	Azimuth (°)	Height (m)
5.725-5.85GHz	-	-	-	-	-	-	-	-	-	-
802.11be EHT80_Nss1,(MCS0)_2TX	Pass	PK	30M	35.54	40.00	-4.46	3	Vertical	360	1.00

Result

Mode	Result	Type	Freq (Hz)	Level (dBuV/m)	Limit (dBuV/m)	Margin (dB)	Dist (m)	Condition	Azimuth (°)	Height (m)
802.11be EHT80_Nss1,(MCS0)_2TX	-	-	-	-	-	-	-	-	-	-
5775MHz	Pass	PK	30M	35.54	40.00	-4.46	3	Vertical	360	1.00
5775MHz	Pass	PK	103.72M	32.90	43.50	-10.60	3	Vertical	360	1.00
5775MHz	Pass	PK	119.24M	31.79	43.50	-11.71	3	Vertical	360	1.00
5775MHz	Pass	PK	315.18M	31.86	46.00	-14.14	3	Vertical	360	1.00
5775MHz	Pass	PK	396.66M	32.20	46.00	-13.80	3	Vertical	360	1.00
5775MHz	Pass	PK	532.46M	37.79	46.00	-8.21	3	Vertical	360	1.00
5775MHz	Pass	PK	31.94M	24.44	40.00	-15.56	3	Horizontal	0	1.00
5775MHz	Pass	PK	90.14M	28.96	43.50	-14.54	3	Horizontal	0	1.00
5775MHz	Pass	PK	119.24M	25.56	43.50	-17.94	3	Horizontal	0	1.00
5775MHz	Pass	PK	313.24M	32.04	46.00	-13.96	3	Horizontal	0	1.00
5775MHz	Pass	PK	396.66M	40.49	46.00	-5.51	3	Horizontal	0	1.00
5775MHz	Pass	PK	654.68M	36.18	46.00	-9.82	3	Horizontal	0	1.00

5.725-5.85GHz_802.11be EHT80_Nss1,(MCS0)_2TX

5775MHz_PoE

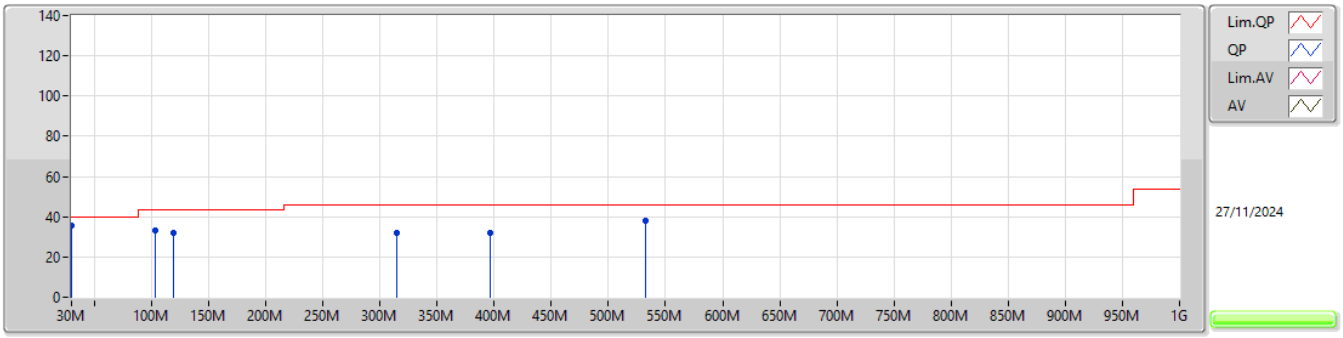

Type	Freq	Level	Limit	Margin	Factor	Dist	Condition	Azimuth	Height	Raw	AF	CL	PA
	(Hz)	(dBuV/m)	(dBuV/m)	(dB)	(dB)	(m)		(°)	(m)	(dBuV)	(dB)	(dB)	(dB)
PK	30M	35.54	40.00	-4.46	-19.10	3	Vertical	360	1.00	54.64	24.72	0.45	44.27
PK	103.72M	32.90	43.50	-10.60	-27.20	3	Vertical	360	1.00	60.10	16.51	0.82	44.53
PK	119.24M	31.79	43.50	-11.71	-26.21	3	Vertical	360	1.00	58.00	17.51	0.83	44.55
PK	315.18M	31.86	46.00	-14.14	-23.60	3	Vertical	360	1.00	55.46	19.39	1.23	44.22
PK	396.66M	32.20	46.00	-13.80	-20.74	3	Vertical	360	1.00	52.94	21.85	1.44	44.03
PK	532.46M	37.79	46.00	-8.21	-17.72	3	Vertical	360	1.00	55.51	24.49	1.66	43.87

5.725-5.85GHz_802.11be EHT80_Nss1,(MCS0)_2TX

5775MHz_PoE

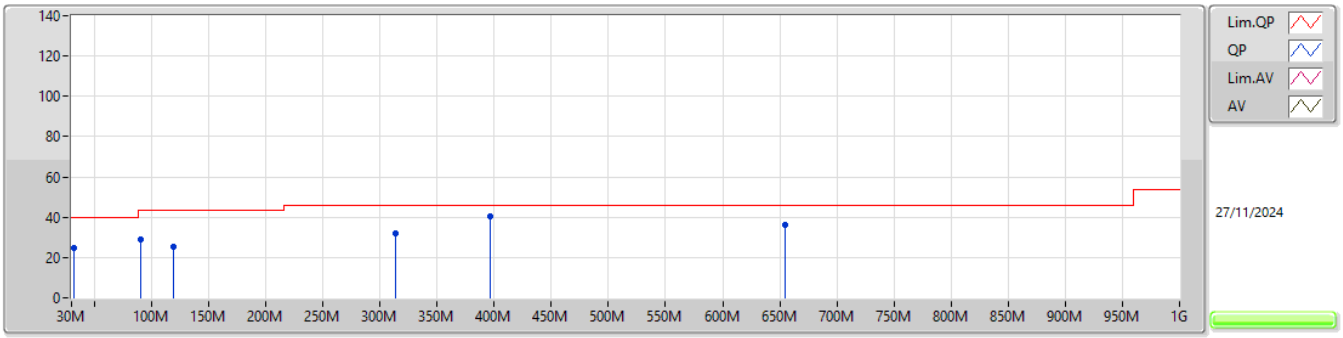

Type	Freq	Level	Limit	Margin	Factor	Dist	Condition	Azimuth	Height	Raw	AF	CL	PA
	(Hz)	(dBuV/m)	(dBuV/m)	(dB)	(dB)	(m)		(°)	(m)	(dBuV)	(dB)	(dB)	(dB)
PK	31.94M	24.44	40.00	-15.56	-20.11	3	Horizontal	0	1.00	44.55	23.74	0.45	44.30
PK	90.14M	28.96	43.50	-14.54	-28.68	3	Horizontal	0	1.00	57.64	15.09	0.84	44.61
PK	119.24M	25.56	43.50	-17.94	-26.21	3	Horizontal	0	1.00	51.77	17.51	0.83	44.55
PK	313.24M	32.04	46.00	-13.96	-23.63	3	Horizontal	0	1.00	55.67	19.37	1.23	44.23
PK	396.66M	40.49	46.00	-5.51	-20.74	3	Horizontal	0	1.00	61.23	21.85	1.44	44.03
PK	654.68M	36.18	46.00	-9.82	-15.62	3	Horizontal	0	1.00	51.80	26.44	1.80	43.86

Summary

Mode	Result	Type	Freq (Hz)	Level (dBuV/m)	Limit (dBuV/m)	Margin (dB)	Dist (m)	Condition	Azimuth (°)	Height (m)
5.15-5.25GHz	-	-	-	-	-	-	-	-	-	-
802.11a_Nss1,(6Mbps)_2TX	Pass	AV	5.1362G	43.88	54.00	-10.12	3	Vertical	340	1.71
802.11be EHT20_Nss1,(MCS0)_2TX	Pass	AV	5.1486G	43.42	54.00	-10.58	3	Vertical	334	1.66
802.11be EHT40_Nss1,(MCS0)_2TX	Pass	AV	5.146G	43.78	54.00	-10.22	3	Vertical	342	1.67
802.11be EHT80_Nss1,(MCS0)_2TX	Pass	AV	5.143G	46.25	54.00	-7.75	3	Vertical	341	1.62
5.725-5.85GHz	-	-	-	-	-	-	-	-	-	-
802.11a_Nss1,(6Mbps)_2TX	Pass	PK	5.9858G	57.39	68.20	-10.81	3	Horizontal	3	1.10
802.11be EHT20_Nss1,(MCS0)_2TX	Pass	PK	6.0006G	56.41	68.20	-11.79	3	Vertical	344	1.66
802.11be EHT40_Nss1,(MCS0)_2TX	Pass	PK	5.6494G	57.62	68.20	-10.58	3	Horizontal	9	1.00
802.11be EHT80_Nss1,(MCS0)_2TX	Pass	PK	5.9526G	57.17	68.20	-11.03	3	Horizontal	12	1.07

Result

Mode	Result	Type	Freq (Hz)	Level (dBuV/m)	Limit (dBuV/m)	Margin (dB)	Dist (m)	Condition	Azimuth (°)	Height (m)
802.11a_Nss1,(6Mbps)_2TX	-	-	-	-	-	-	-	-	-	-
5180MHz	Pass	AV	5.1362G	43.88	54.00	-10.12	3	Vertical	340	1.71
5180MHz	Pass	AV	5.183G	102.00	Inf	-Inf	3	Vertical	340	1.71
5180MHz	Pass	PK	5.1422G	57.97	74.00	-16.03	3	Vertical	340	1.71
5180MHz	Pass	PK	5.1776G	112.45	Inf	-Inf	3	Vertical	340	1.71
5180MHz	Pass	AV	5.1498G	43.40	54.00	-10.60	3	Horizontal	11	1.42
5180MHz	Pass	AV	5.187G	101.99	Inf	-Inf	3	Horizontal	11	1.42
5180MHz	Pass	PK	5.139G	57.00	74.00	-17.00	3	Horizontal	11	1.42
5180MHz	Pass	PK	5.1872G	112.47	Inf	-Inf	3	Horizontal	11	1.42
5180MHz	Pass	PK	10.35056G	49.61	68.20	-18.59	3	Vertical	160	1.50
5180MHz	Pass	PK	10.36188G	48.63	68.20	-19.57	3	Horizontal	100	1.50
5200MHz	Pass	AV	5.1456G	43.19	54.00	-10.81	3	Vertical	342	1.79
5200MHz	Pass	AV	5.1932G	101.63	Inf	-Inf	3	Vertical	342	1.79
5200MHz	Pass	PK	5.1496G	56.01	74.00	-17.99	3	Vertical	342	1.79
5200MHz	Pass	PK	5.1932G	111.81	Inf	-Inf	3	Vertical	342	1.79
5200MHz	Pass	AV	5.1492G	42.96	54.00	-11.04	3	Horizontal	11	1.68
5200MHz	Pass	AV	5.2068G	102.03	Inf	-Inf	3	Horizontal	11	1.68
5200MHz	Pass	PK	5.1484G	56.37	74.00	-17.63	3	Horizontal	11	1.68
5200MHz	Pass	PK	5.2068G	112.26	Inf	-Inf	3	Horizontal	11	1.68
5200MHz	Pass	PK	10.3902G	49.33	68.20	-18.87	3	Vertical	91	2.81
5200MHz	Pass	PK	10.39464G	49.01	68.20	-19.19	3	Horizontal	88	1.50
5240MHz	Pass	AV	5.1452G	41.38	54.00	-12.62	3	Vertical	340	1.68
5240MHz	Pass	AV	5.2334G	101.96	Inf	-Inf	3	Vertical	340	1.68
5240MHz	Pass	AV	5.3654G	41.07	54.00	-12.93	3	Vertical	340	1.68
5240MHz	Pass	PK	5.1422G	54.74	74.00	-19.26	3	Vertical	340	1.68
5240MHz	Pass	PK	5.2328G	112.14	Inf	-Inf	3	Vertical	340	1.68
5240MHz	Pass	PK	5.354G	55.49	74.00	-18.51	3	Vertical	340	1.68
5240MHz	Pass	AV	5.15G	41.26	54.00	-12.74	3	Horizontal	13	1.50
5240MHz	Pass	AV	5.2328G	101.93	Inf	-Inf	3	Horizontal	13	1.50
5240MHz	Pass	AV	5.366G	40.72	54.00	-13.28	3	Horizontal	13	1.50
5240MHz	Pass	PK	5.1476G	54.39	74.00	-19.61	3	Horizontal	13	1.50
5240MHz	Pass	PK	5.2376G	112.59	Inf	-Inf	3	Horizontal	13	1.50
5240MHz	Pass	PK	5.3678G	54.48	74.00	-19.52	3	Horizontal	13	1.50
5240MHz	Pass	PK	10.47448G	48.40	68.20	-19.80	3	Vertical	194	2.40
5240MHz	Pass	PK	10.47856G	48.03	68.20	-20.17	3	Horizontal	281	1.50
5745MHz	Pass	AV	5.4522G	40.51	54.00	-13.49	3	Vertical	343	1.65
5745MHz	Pass	AV	5.751G	101.19	Inf	-Inf	3	Vertical	343	1.65
5745MHz	Pass	PK	5.6118G	54.83	68.20	-13.37	3	Vertical	343	1.65
5745MHz	Pass	PK	5.751G	111.59	Inf	-Inf	3	Vertical	343	1.65
5745MHz	Pass	PK	6.0066G	57.22	68.20	-10.98	3	Vertical	343	1.65
5745MHz	Pass	AV	5.4558G	40.38	54.00	-13.62	3	Horizontal	0	2.56
5745MHz	Pass	AV	5.7426G	101.90	Inf	-Inf	3	Horizontal	0	2.56
5745MHz	Pass	PK	5.4654G	55.07	68.20	-13.13	3	Horizontal	0	2.56
5745MHz	Pass	PK	5.7426G	112.41	Inf	-Inf	3	Horizontal	0	2.56
5745MHz	Pass	PK	6.0258G	57.17	68.20	-11.03	3	Horizontal	0	2.56
5745MHz	Pass	AV	11.48504G	36.35	54.00	-17.65	3	Vertical	338	1.50
5745MHz	Pass	PK	11.49624G	49.70	74.00	-24.30	3	Vertical	338	1.50
5745MHz	Pass	AV	11.49808G	36.35	54.00	-17.65	3	Horizontal	94	1.95
5745MHz	Pass	PK	11.484G	49.96	74.00	-24.04	3	Horizontal	94	1.95
5785MHz	Pass	AV	5.78129G	101.16	Inf	-Inf	3	Vertical	344	1.71
5785MHz	Pass	PK	5.50178G	55.09	68.20	-13.11	3	Vertical	344	1.71
5785MHz	Pass	PK	5.78129G	111.32	Inf	-Inf	3	Vertical	344	1.71
5785MHz	Pass	PK	6.04628G	56.11	68.20	-12.09	3	Vertical	344	1.71
5785MHz	Pass	AV	5.78855G	101.57	Inf	-Inf	3	Horizontal	7	1.14
5785MHz	Pass	PK	5.53203G	54.45	68.20	-13.75	3	Horizontal	7	1.14
5785MHz	Pass	PK	5.78855G	112.01	Inf	-Inf	3	Horizontal	7	1.14
5785MHz	Pass	PK	6.05233G	56.15	68.20	-12.05	3	Horizontal	7	1.14
5785MHz	Pass	AV	11.5758G	35.93	54.00	-18.07	3	Vertical	26	2.86
5785MHz	Pass	PK	11.57284G	49.14	74.00	-24.86	3	Vertical	26	2.86
5785MHz	Pass	AV	11.57716G	35.89	54.00	-18.11	3	Horizontal	0	1.50
5785MHz	Pass	PK	11.56956G	48.83	74.00	-25.17	3	Horizontal	0	1.50

Mode	Result	Type	Freq (Hz)	Level (dBuV/m)	Limit (dBuV/m)	Margin (dB)	Dist (m)	Condition	Azimuth (°)	Height (m)
5825MHz	Pass	AV	5.8202G	100.73	Inf	-Inf	3	Vertical	343	1.71
5825MHz	Pass	PK	5.5778G	54.56	68.20	-13.64	3	Vertical	343	1.71
5825MHz	Pass	PK	5.8202G	110.90	Inf	-Inf	3	Vertical	343	1.71
5825MHz	Pass	PK	5.969G	56.44	68.20	-11.76	3	Vertical	343	1.71
5825MHz	Pass	AV	5.8226G	102.16	Inf	-Inf	3	Horizontal	3	1.10
5825MHz	Pass	PK	5.6174G	54.25	68.20	-13.95	3	Horizontal	3	1.10
5825MHz	Pass	PK	5.8322G	112.52	Inf	-Inf	3	Horizontal	3	1.10
5825MHz	Pass	PK	5.9858G	57.39	68.20	-10.81	3	Horizontal	3	1.10
5825MHz	Pass	AV	11.6596G	35.26	54.00	-18.74	3	Vertical	175	1.50
5825MHz	Pass	PK	11.65668G	49.04	74.00	-24.96	3	Vertical	175	1.50
5825MHz	Pass	AV	11.6598G	35.21	54.00	-18.79	3	Horizontal	291	1.50
5825MHz	Pass	PK	11.6428G	47.83	74.00	-26.17	3	Horizontal	291	1.50
802.11be EHT20_Nss1,(MCS0)_2TX	-	-	-	-	-	-	-	-	-	-
5180MHz	Pass	AV	5.1486G	43.42	54.00	-10.58	3	Vertical	334	1.66
5180MHz	Pass	AV	5.1868G	101.31	Inf	-Inf	3	Vertical	334	1.66
5180MHz	Pass	PK	5.1322G	57.08	74.00	-16.92	3	Vertical	334	1.66
5180MHz	Pass	PK	5.188G	114.80	Inf	-Inf	3	Vertical	334	1.66
5180MHz	Pass	AV	5.1486G	42.96	54.00	-11.04	3	Horizontal	13	1.73
5180MHz	Pass	AV	5.188G	101.53	Inf	-Inf	3	Horizontal	13	1.73
5180MHz	Pass	PK	5.1458G	56.50	74.00	-17.50	3	Horizontal	13	1.73
5180MHz	Pass	PK	5.1878G	115.03	Inf	-Inf	3	Horizontal	13	1.73
5180MHz	Pass	PK	10.35304G	48.26	68.20	-19.94	3	Vertical	49	2.44
5180MHz	Pass	PK	10.36488G	47.70	68.20	-20.50	3	Horizontal	342	1.50
5200MHz	Pass	AV	5.1484G	43.13	54.00	-10.87	3	Vertical	338	1.58
5200MHz	Pass	AV	5.1916G	100.96	Inf	-Inf	3	Vertical	338	1.58
5200MHz	Pass	PK	5.15G	57.79	74.00	-16.21	3	Vertical	338	1.58
5200MHz	Pass	PK	5.1908G	113.97	Inf	-Inf	3	Vertical	338	1.58
5200MHz	Pass	AV	5.1488G	42.70	54.00	-11.30	3	Horizontal	12	1.54
5200MHz	Pass	AV	5.2084G	101.59	Inf	-Inf	3	Horizontal	12	1.54
5200MHz	Pass	PK	5.1428G	56.65	74.00	-17.35	3	Horizontal	12	1.54
5200MHz	Pass	PK	5.2076G	115.15	Inf	-Inf	3	Horizontal	12	1.54
5200MHz	Pass	PK	10.39224G	49.30	68.20	-18.90	3	Vertical	258	1.50
5200MHz	Pass	PK	10.39464G	49.28	68.20	-18.92	3	Horizontal	73	2.70
5240MHz	Pass	AV	5.1452G	41.43	54.00	-12.57	3	Vertical	338	1.70
5240MHz	Pass	AV	5.2316G	101.53	Inf	-Inf	3	Vertical	338	1.70
5240MHz	Pass	AV	5.369G	40.98	54.00	-13.02	3	Vertical	338	1.70
5240MHz	Pass	PK	5.144G	55.11	74.00	-18.89	3	Vertical	338	1.70
5240MHz	Pass	PK	5.231G	114.27	Inf	-Inf	3	Vertical	338	1.70
5240MHz	Pass	PK	5.3762G	55.02	74.00	-18.98	3	Vertical	338	1.70
5240MHz	Pass	AV	5.15G	41.15	54.00	-12.85	3	Horizontal	14	1.45
5240MHz	Pass	AV	5.2316G	101.55	Inf	-Inf	3	Horizontal	14	1.45
5240MHz	Pass	AV	5.3558G	40.70	54.00	-13.30	3	Horizontal	14	1.45
5240MHz	Pass	PK	5.141G	55.08	74.00	-18.92	3	Horizontal	14	1.45
5240MHz	Pass	PK	5.2322G	114.46	Inf	-Inf	3	Horizontal	14	1.45
5240MHz	Pass	PK	5.363G	54.31	74.00	-19.69	3	Horizontal	14	1.45
5240MHz	Pass	PK	10.48408G	48.14	68.20	-20.06	3	Vertical	7	1.50
5240MHz	Pass	PK	10.47864G	47.86	68.20	-20.34	3	Horizontal	353	1.00
5745MHz	Pass	AV	5.445G	40.54	54.00	-13.46	3	Vertical	344	1.66
5745MHz	Pass	AV	5.7486G	101.01	Inf	-Inf	3	Vertical	344	1.66
5745MHz	Pass	PK	5.649G	54.65	68.20	-13.55	3	Vertical	344	1.66
5745MHz	Pass	PK	5.7462G	113.45	Inf	-Inf	3	Vertical	344	1.66
5745MHz	Pass	PK	6.0006G	56.41	68.20	-11.79	3	Vertical	344	1.66
5745MHz	Pass	AV	5.4462G	40.47	54.00	-13.53	3	Horizontal	0	2.56
5745MHz	Pass	AV	5.7366G	101.34	Inf	-Inf	3	Horizontal	0	2.56
5745MHz	Pass	PK	5.517G	54.87	68.20	-13.33	3	Horizontal	0	2.56
5745MHz	Pass	PK	5.7546G	113.12	Inf	-Inf	3	Horizontal	0	2.56
5745MHz	Pass	PK	5.979G	56.31	68.20	-11.89	3	Horizontal	0	2.56
5745MHz	Pass	AV	11.48584G	36.37	54.00	-17.63	3	Vertical	98	1.50
5745MHz	Pass	PK	11.49628G	49.76	74.00	-24.24	3	Vertical	98	1.50
5745MHz	Pass	AV	11.48836G	36.31	54.00	-17.69	3	Horizontal	325	1.62
5745MHz	Pass	PK	11.49592G	49.61	74.00	-24.39	3	Horizontal	325	1.62
5785MHz	Pass	AV	5.78734G	100.93	Inf	-Inf	3	Vertical	342	1.65

Mode	Result	Type	Freq (Hz)	Level (dBuV/m)	Limit (dBuV/m)	Margin (dB)	Dist (m)	Condition	Azimuth (°)	Height (m)
5785MHz	Pass	PK	5.59132G	54.65	68.20	-13.55	3	Vertical	342	1.65
5785MHz	Pass	PK	5.78734G	113.29	Inf	-Inf	3	Vertical	342	1.65
5785MHz	Pass	PK	5.99062G	56.30	68.20	-11.90	3	Vertical	342	1.65
5785MHz	Pass	AV	5.78008G	101.48	Inf	-Inf	3	Horizontal	7	1.04
5785MHz	Pass	PK	5.62157G	54.29	68.20	-13.91	3	Horizontal	7	1.04
5785MHz	Pass	PK	5.77887G	114.50	Inf	-Inf	3	Horizontal	7	1.04
5785MHz	Pass	PK	5.93133G	56.35	68.20	-11.85	3	Horizontal	7	1.04
5785MHz	Pass	AV	11.57844G	35.97	54.00	-18.03	3	Vertical	2	1.50
5785MHz	Pass	PK	11.57648G	48.97	74.00	-25.03	3	Vertical	2	1.50
5785MHz	Pass	AV	11.577G	35.92	54.00	-18.08	3	Horizontal	295	1.53
5785MHz	Pass	PK	11.56448G	49.60	74.00	-24.40	3	Horizontal	295	1.53
5825MHz	Pass	AV	5.8262G	100.21	Inf	-Inf	3	Vertical	340	1.58
5825MHz	Pass	PK	5.633G	54.85	68.20	-13.35	3	Vertical	340	1.58
5825MHz	Pass	PK	5.8286G	113.31	Inf	-Inf	3	Vertical	340	1.58
5825MHz	Pass	PK	6.0902G	56.34	68.20	-11.86	3	Vertical	340	1.58
5825MHz	Pass	AV	5.8334G	101.54	Inf	-Inf	3	Horizontal	0	1.00
5825MHz	Pass	PK	5.645G	54.43	68.20	-13.77	3	Horizontal	0	1.00
5825MHz	Pass	PK	5.831G	113.09	Inf	-Inf	3	Horizontal	0	1.00
5825MHz	Pass	PK	5.939G	56.19	68.20	-12.01	3	Horizontal	0	1.00
5825MHz	Pass	AV	11.65984G	35.30	54.00	-18.70	3	Vertical	215	1.77
5825MHz	Pass	PK	11.64624G	48.13	74.00	-25.87	3	Vertical	215	1.77
5825MHz	Pass	AV	11.65956G	35.27	54.00	-18.73	3	Horizontal	14	1.50
5825MHz	Pass	PK	11.65124G	48.75	74.00	-25.25	3	Horizontal	14	1.50
802.11be EHT40_Nss1,(MCS0)_2TX	-	-	-	-	-	-	-	-	-	-
5190MHz	Pass	AV	5.146G	43.78	54.00	-10.22	3	Vertical	342	1.67
5190MHz	Pass	AV	5.1848G	98.54	Inf	-Inf	3	Vertical	342	1.67
5190MHz	Pass	PK	5.1476G	56.70	74.00	-17.30	3	Vertical	342	1.67
5190MHz	Pass	PK	5.1848G	111.79	Inf	-Inf	3	Vertical	342	1.67
5190MHz	Pass	AV	5.15G	42.63	54.00	-11.37	3	Horizontal	13	1.74
5190MHz	Pass	AV	5.1988G	98.68	Inf	-Inf	3	Horizontal	13	1.74
5190MHz	Pass	PK	5.1452G	56.52	74.00	-17.48	3	Horizontal	13	1.74
5190MHz	Pass	PK	5.1992G	112.71	Inf	-Inf	3	Horizontal	13	1.74
5190MHz	Pass	PK	10.386G	49.02	68.20	-19.18	3	Vertical	53	1.50
5190MHz	Pass	PK	10.38528G	48.68	68.20	-19.52	3	Horizontal	283	1.50
5230MHz	Pass	AV	5.15G	42.61	54.00	-11.39	3	Vertical	341	1.67
5230MHz	Pass	AV	5.2452G	98.73	Inf	-Inf	3	Vertical	341	1.67
5230MHz	Pass	PK	5.1484G	56.52	74.00	-17.48	3	Vertical	341	1.67
5230MHz	Pass	PK	5.224G	112.34	Inf	-Inf	3	Vertical	341	1.67
5230MHz	Pass	AV	5.15G	42.37	54.00	-11.63	3	Horizontal	13	1.60
5230MHz	Pass	AV	5.2392G	98.89	Inf	-Inf	3	Horizontal	13	1.60
5230MHz	Pass	PK	5.1452G	55.73	74.00	-18.27	3	Horizontal	13	1.60
5230MHz	Pass	PK	5.2188G	111.82	Inf	-Inf	3	Horizontal	13	1.60
5230MHz	Pass	PK	10.46156G	48.66	68.20	-19.54	3	Vertical	19	1.50
5230MHz	Pass	PK	10.46952G	48.68	68.20	-19.52	3	Horizontal	76	1.50
5755MHz	Pass	AV	5.4598G	40.57	54.00	-13.43	3	Vertical	343	1.66
5755MHz	Pass	AV	5.7574G	98.11	Inf	-Inf	3	Vertical	343	1.66
5755MHz	Pass	PK	5.6266G	55.94	68.20	-12.26	3	Vertical	343	1.66
5755MHz	Pass	PK	5.737G	110.65	Inf	-Inf	3	Vertical	343	1.66
5755MHz	Pass	PK	6.0322G	56.07	68.20	-12.13	3	Vertical	343	1.66
5755MHz	Pass	AV	5.4574G	40.48	54.00	-13.52	3	Horizontal	9	1.00
5755MHz	Pass	AV	5.7718G	98.57	Inf	-Inf	3	Horizontal	9	1.00
5755MHz	Pass	PK	5.6494G	57.62	68.20	-10.58	3	Horizontal	9	1.00
5755MHz	Pass	PK	5.7502G	111.67	Inf	-Inf	3	Horizontal	9	1.00
5755MHz	Pass	PK	5.9374G	56.42	68.20	-11.78	3	Horizontal	9	1.00
5755MHz	Pass	AV	11.50032G	36.23	54.00	-17.77	3	Vertical	15	1.81
5755MHz	Pass	PK	11.50616G	49.14	74.00	-24.86	3	Vertical	15	1.81
5755MHz	Pass	AV	11.50004G	36.22	54.00	-17.78	3	Horizontal	291	2.90
5755MHz	Pass	PK	11.5052G	49.18	74.00	-24.82	3	Horizontal	291	2.90
5795MHz	Pass	AV	5.777G	98.14	Inf	-Inf	3	Vertical	344	1.71
5795MHz	Pass	PK	5.6474G	54.63	68.20	-13.57	3	Vertical	344	1.71
5795MHz	Pass	PK	5.777G	110.67	Inf	-Inf	3	Vertical	344	1.71
5795MHz	Pass	PK	6.0518G	56.69	68.20	-11.51	3	Vertical	344	1.71

Mode	Result	Type	Freq (Hz)	Level (dBuV/m)	Limit (dBuV/m)	Margin (dB)	Dist (m)	Condition	Azimuth (°)	Height (m)
5795MHz	Pass	AV	5.813G	98.62	Inf	-Inf	3	Horizontal	10	1.00
5795MHz	Pass	PK	5.537G	54.75	68.20	-13.45	3	Horizontal	10	1.00
5795MHz	Pass	PK	5.7962G	111.35	Inf	-Inf	3	Horizontal	10	1.00
5795MHz	Pass	PK	5.9342G	56.94	68.20	-11.26	3	Horizontal	10	1.00
5795MHz	Pass	AV	11.58092G	36.02	54.00	-17.98	3	Vertical	36	3.00
5795MHz	Pass	PK	11.59908G	49.09	74.00	-24.91	3	Vertical	36	3.00
5795MHz	Pass	AV	11.58072G	35.94	54.00	-18.06	3	Horizontal	346	1.50
5795MHz	Pass	PK	11.5854G	48.96	74.00	-25.04	3	Horizontal	346	1.50
802.11be EHT80_Nss1,(MCS0)_2TX	-	-	-	-	-	-	-	-	-	-
5210MHz	Pass	AV	5.143G	46.25	54.00	-7.75	3	Vertical	341	1.62
5210MHz	Pass	AV	5.203G	95.12	Inf	-Inf	3	Vertical	341	1.62
5210MHz	Pass	AV	5.366G	41.82	54.00	-12.18	3	Vertical	341	1.62
5210MHz	Pass	PK	5.145G	59.92	74.00	-14.08	3	Vertical	341	1.62
5210MHz	Pass	PK	5.245G	107.88	Inf	-Inf	3	Vertical	341	1.62
5210MHz	Pass	PK	5.414G	55.56	74.00	-18.44	3	Vertical	341	1.62
5210MHz	Pass	AV	5.138G	45.28	54.00	-8.72	3	Horizontal	12	1.44
5210MHz	Pass	AV	5.2G	95.50	Inf	-Inf	3	Horizontal	12	1.44
5210MHz	Pass	AV	5.361G	41.35	54.00	-12.65	3	Horizontal	12	1.44
5210MHz	Pass	PK	5.117G	59.13	74.00	-14.87	3	Horizontal	12	1.44
5210MHz	Pass	PK	5.2G	109.18	Inf	-Inf	3	Horizontal	12	1.44
5210MHz	Pass	PK	5.357G	55.08	74.00	-18.92	3	Horizontal	12	1.44
5210MHz	Pass	PK	10.42084G	48.81	68.20	-19.39	3	Vertical	268	1.50
5210MHz	Pass	PK	10.42144G	48.53	68.20	-19.67	3	Horizontal	256	1.50
5775MHz	Pass	AV	5.7786G	94.92	Inf	-Inf	3	Vertical	344	1.65
5775MHz	Pass	PK	5.6382G	55.87	68.20	-12.33	3	Vertical	344	1.65
5775MHz	Pass	PK	5.7582G	108.78	Inf	-Inf	3	Vertical	344	1.65
5775MHz	Pass	PK	5.9814G	56.73	68.20	-11.47	3	Vertical	344	1.65
5775MHz	Pass	AV	5.7942G	95.54	Inf	-Inf	3	Horizontal	12	1.07
5775MHz	Pass	PK	5.6334G	55.71	68.20	-12.49	3	Horizontal	12	1.07
5775MHz	Pass	PK	5.7978G	108.62	Inf	-Inf	3	Horizontal	12	1.07
5775MHz	Pass	PK	5.9526G	57.17	68.20	-11.03	3	Horizontal	12	1.07
5775MHz	Pass	AV	11.54096G	36.08	54.00	-17.92	3	Vertical	28	1.50
5775MHz	Pass	PK	11.54872G	49.01	74.00	-24.99	3	Vertical	28	1.50
5775MHz	Pass	AV	11.54012G	36.02	54.00	-17.98	3	Horizontal	281	1.50
5775MHz	Pass	PK	11.54044G	49.23	74.00	-24.77	3	Horizontal	281	1.50

5.15-5.25GHz_802.11a_Nss1,(6Mbps)_2TX

5180MHz_TX

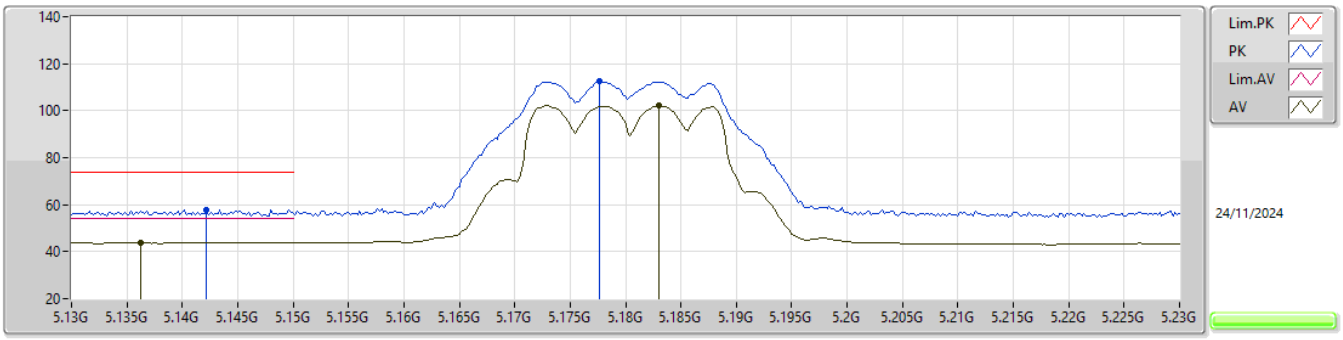

Type	Freq	Level	Limit	Margin	Factor	Dist	Condition	Azimuth	Height	Raw	AF	CL	PA
	(Hz)	(dBuV/m)	(dBuV/m)	(dB)	(dB)	(m)		(°)	(m)	(dBuV)	(dB)	(dB)	(dB)
AV	5.1362G	43.88	54.00	-10.12	0.93	3	Vertical	340	1.71	42.95	33.42	4.80	37.29
AV	5.183G	102.00	Inf	-Inf	0.90	3	Vertical	340	1.71	101.10	33.37	4.83	37.30
PK	5.1422G	57.97	74.00	-16.03	0.97	3	Vertical	340	1.71	57.00	33.45	4.81	37.29
PK	5.1776G	112.45	Inf	-Inf	0.92	3	Vertical	340	1.71	111.53	33.39	4.83	37.30

5.15-5.25GHz_802.11a_Nss1,(6Mbps)_2TX

5180MHz_TX

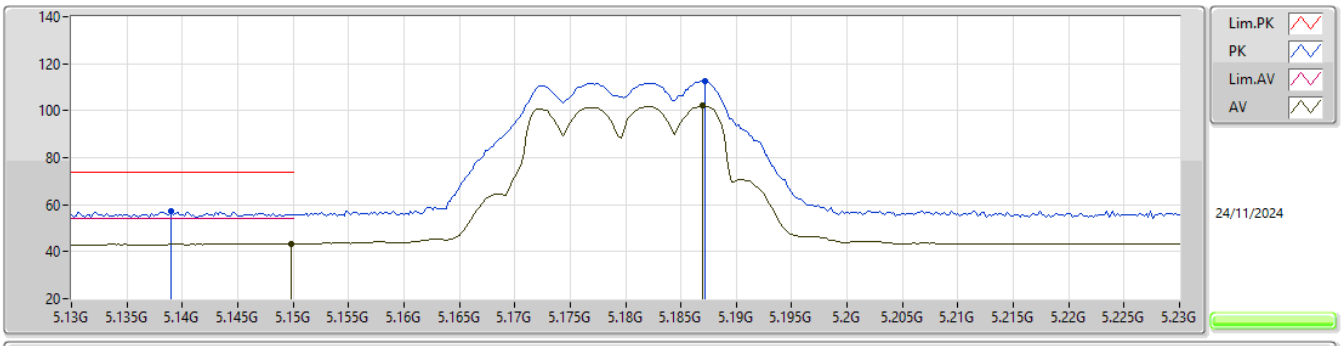

Type	Freq	Level	Limit	Margin	Factor	Dist	Condition	Azimuth	Height	Raw	AF	CL	PA
	(Hz)	(dBuV/m)	(dBuV/m)	(dB)	(dB)	(m)		(°)	(m)	(dBuV)	(dB)	(dB)	(dB)
AV	5.1498G	43.40	54.00	-10.60	1.02	3	Horizontal	11	1.42	42.38	33.50	4.81	37.29
AV	5.187G	101.99	Inf	-Inf	0.88	3	Horizontal	11	1.42	101.11	33.35	4.83	37.30
PK	5.139G	57.00	74.00	-17.00	0.95	3	Horizontal	11	1.42	56.05	33.43	4.81	37.29
PK	5.1872G	112.47	Inf	-Inf	0.88	3	Horizontal	11	1.42	111.59	33.35	4.83	37.30

5.15-5.25GHz_802.11a_Nss1,(6Mbps)_2TX

5180MHz_TX

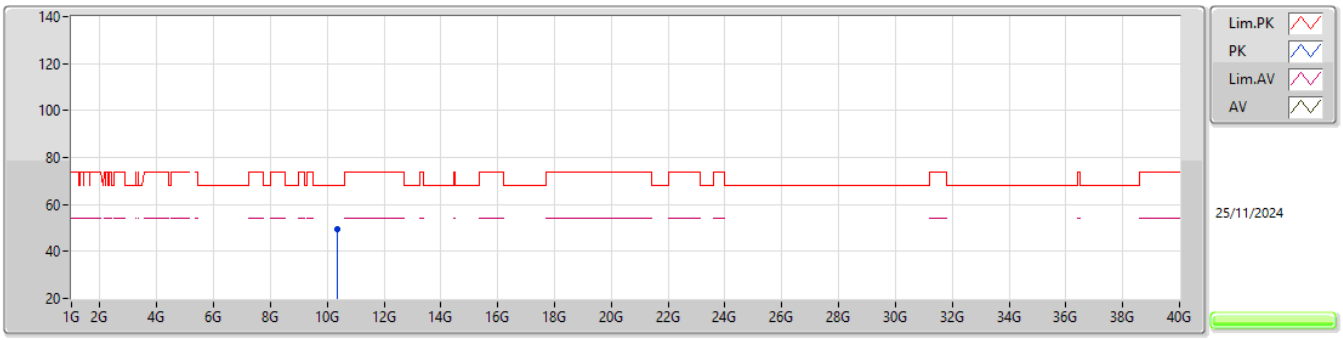

Type	Freq	Level	Limit	Margin	Factor	Dist	Condition	Azimuth	Height	Raw	AF	CL	PA
	(Hz)	(dBuV/m)	(dBuV/m)	(dB)	(dB)	(m)		(°)	(m)	(dBuV)	(dB)	(dB)	(dB)
PK	10.35056G	49.61	68.20	-18.59	4.10	3	Vertical	160	1.50	45.51	38.70	7.30	41.90

5.15-5.25GHz_802.11a_Nss1,(6Mbps)_2TX

5180MHz_TX

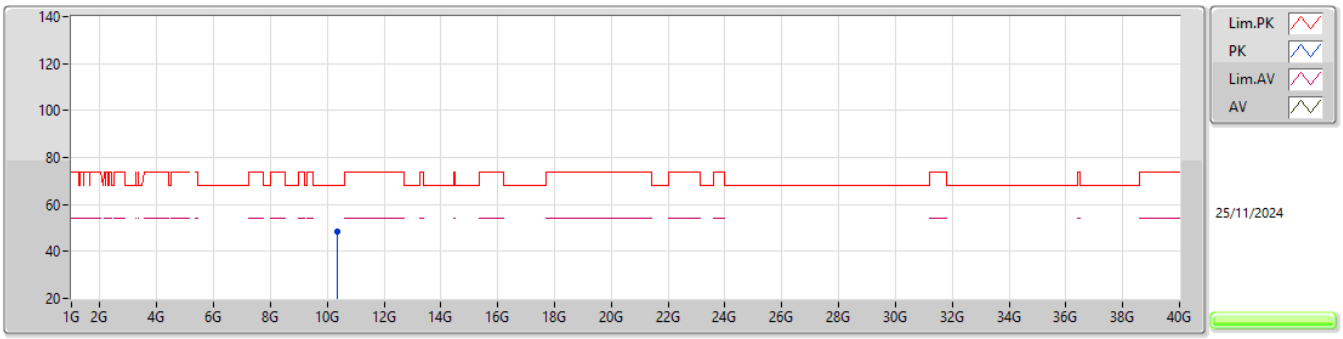

Type	Freq	Level	Limit	Margin	Factor	Dist	Condition	Azimuth	Height	Raw	AF	CL	PA
	(Hz)	(dBuV/m)	(dBuV/m)	(dB)	(dB)	(m)		(°)	(m)	(dBuV)	(dB)	(dB)	(dB)
PK	10.36188G	48.63	68.20	-19.57	4.12	3	Horizontal	100	1.50	44.51	38.72	7.30	41.90

5.15-5.25GHz_802.11be EHT20_Nss1,(MCS0)_2TX

5180MHz_TX

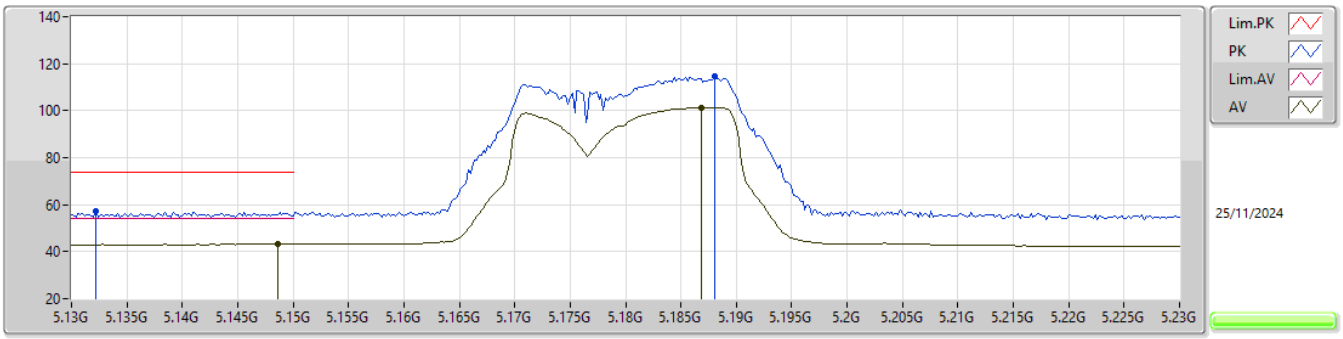

Type	Freq	Level	Limit	Margin	Factor	Dist	Condition	Azimuth	Height	Raw	AF	CL	PA
	(Hz)	(dBuV/m)	(dBuV/m)	(dB)	(dB)	(m)		(°)	(m)	(dBuV)	(dB)	(dB)	(dB)
AV	5.1486G	43.42	54.00	-10.58	1.01	3	Vertical	334	1.66	42.41	33.49	4.81	37.29
AV	5.1868G	101.31	Inf	-Inf	0.88	3	Vertical	334	1.66	100.43	33.35	4.83	37.30
PK	5.1322G	57.08	74.00	-16.92	0.90	3	Vertical	334	1.66	56.18	33.39	4.80	37.29
PK	5.188G	114.80	Inf	-Inf	0.88	3	Vertical	334	1.66	113.92	33.35	4.83	37.30

5.15-5.25GHz_802.11be EHT20_Nss1,(MCS0)_2TX

5180MHz_TX

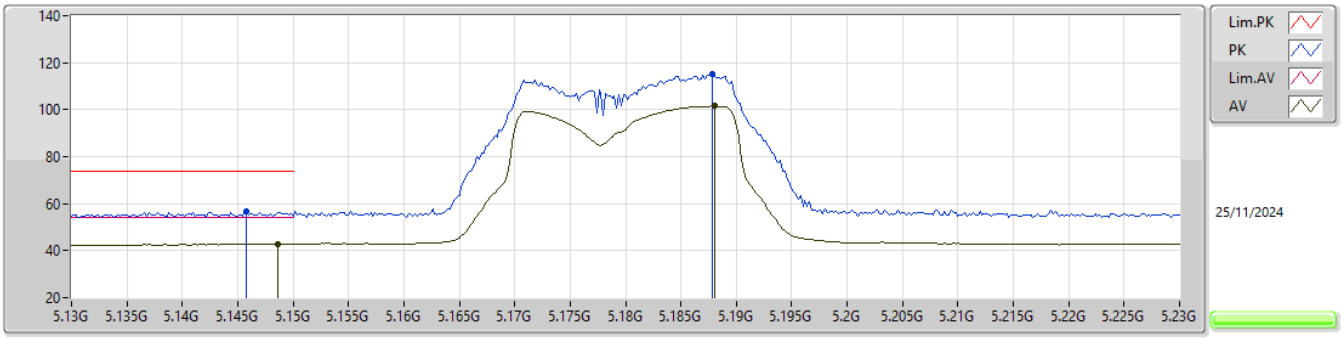

Type	Freq	Level	Limit	Margin	Factor	Dist	Condition	Azimuth	Height	Raw	AF	CL	PA
	(Hz)	(dBuV/m)	(dBuV/m)	(dB)	(dB)	(m)		(°)	(m)	(dBuV)	(dB)	(dB)	(dB)
AV	5.1486G	42.96	54.00	-11.04	1.01	3	Horizontal	13	1.73	41.95	33.49	4.81	37.29
AV	5.188G	101.53	Inf	-Inf	0.88	3	Horizontal	13	1.73	100.65	33.35	4.83	37.30
PK	5.1458G	56.50	74.00	-17.50	0.99	3	Horizontal	13	1.73	55.51	33.47	4.81	37.29
PK	5.1878G	115.03	Inf	-Inf	0.88	3	Horizontal	13	1.73	114.15	33.35	4.83	37.30

5.15-5.25GHz_802.11be EHT20_Nss1,(MCS0)_2TX

5180MHz_TX

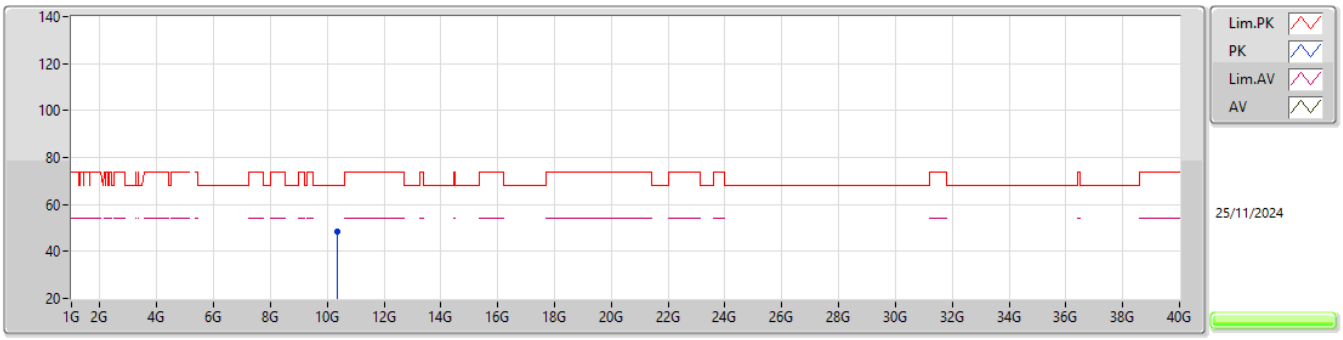

Type	Freq	Level	Limit	Margin	Factor	Dist	Condition	Azimuth	Height	Raw	AF	CL	PA
	(Hz)	(dBuV/m)	(dBuV/m)	(dB)	(dB)	(m)		(°)	(m)	(dBuV)	(dB)	(dB)	(dB)
PK	10.35304G	48.26	68.20	-19.94	4.11	3	Vertical	49	2.44	44.15	38.71	7.30	41.90

5.15-5.25GHz_802.11be EHT20_Nss1,(MCS0)_2TX

5180MHz_TX

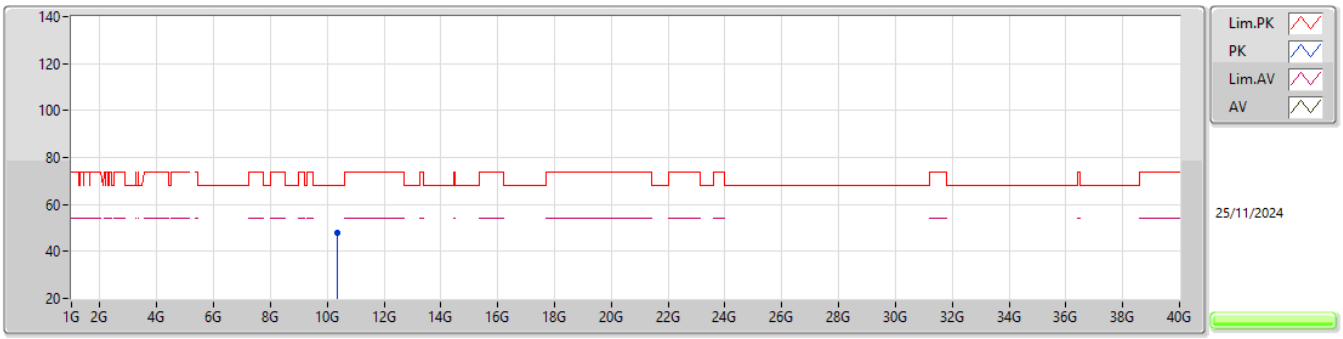

Type	Freq	Level	Limit	Margin	Factor	Dist	Condition	Azimuth	Height	Raw	AF	CL	PA
	(Hz)	(dBuV/m)	(dBuV/m)	(dB)	(dB)	(m)		(°)	(m)	(dBuV)	(dB)	(dB)	(dB)
PK	10.36488G	47.70	68.20	-20.50	4.13	3	Horizontal	342	1.50	43.57	38.73	7.30	41.90

5.15-5.25GHz_802.11be EHT40_Nss1,(MCS0)_2TX

5190MHz_TX

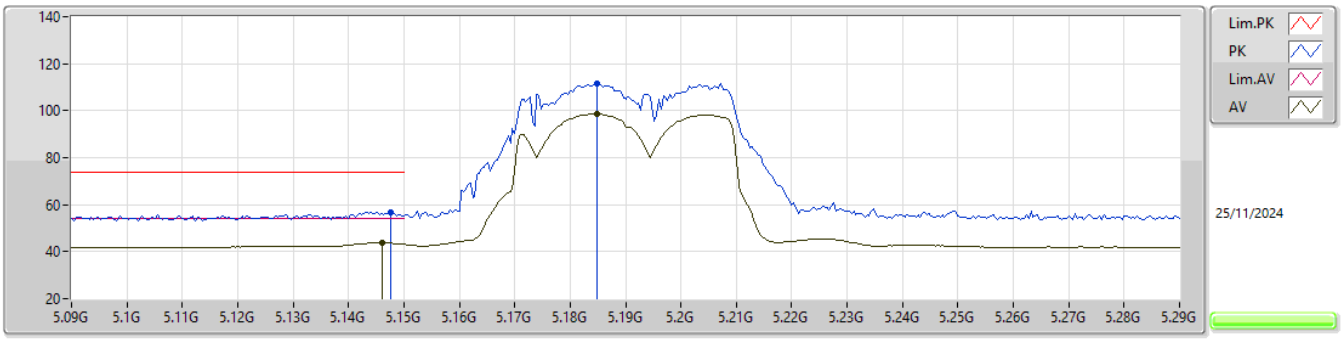

Type	Freq	Level	Limit	Margin	Factor	Dist	Condition	Azimuth	Height	Raw	AF	CL	PA
	(Hz)	(dBuV/m)	(dBuV/m)	(dB)	(dB)	(m)		(°)	(m)	(dBuV)	(dB)	(dB)	(dB)
AV	5.146G	43.78	54.00	-10.22	1.00	3	Vertical	342	1.67	42.78	33.48	4.81	37.29
AV	5.1848G	98.54	Inf	-Inf	0.89	3	Vertical	342	1.67	97.65	33.36	4.83	37.30
PK	5.1476G	56.70	74.00	-17.30	1.01	3	Vertical	342	1.67	55.69	33.49	4.81	37.29
PK	5.1848G	111.79	Inf	-Inf	0.89	3	Vertical	342	1.67	110.90	33.36	4.83	37.30

5.15-5.25GHz_802.11be EHT40_Nss1,(MCS0)_2TX

5190MHz_TX

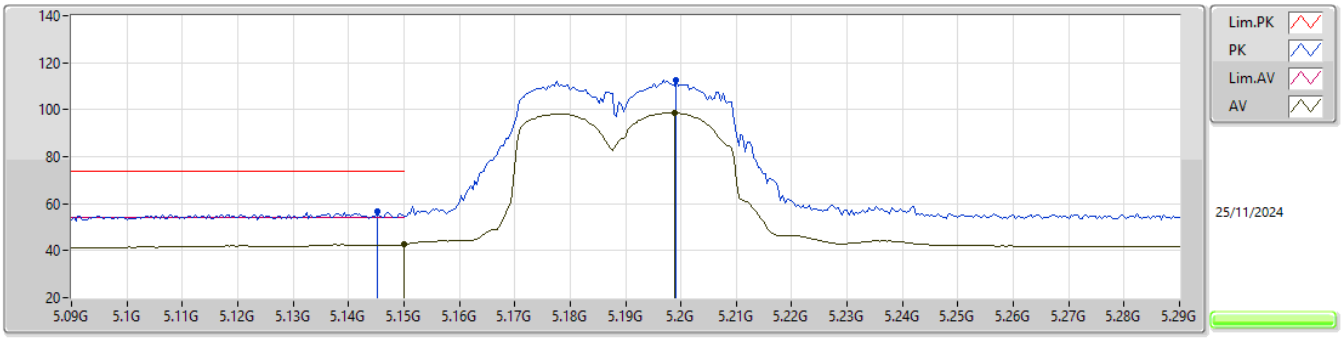

Type	Freq	Level	Limit	Margin	Factor	Dist	Condition	Azimuth	Height	Raw	AF	CL	PA
	(Hz)	(dBuV/m)	(dBuV/m)	(dB)	(dB)	(m)		(°)	(m)	(dBuV)	(dB)	(dB)	(dB)
AV	5.15G	42.63	54.00	-11.37	1.02	3	Horizontal	13	1.74	41.61	33.50	4.81	37.29
AV	5.1988G	98.68	Inf	-Inf	0.84	3	Horizontal	13	1.74	97.84	33.30	4.84	37.30
PK	5.1452G	56.52	74.00	-17.48	0.99	3	Horizontal	13	1.74	55.53	33.47	4.81	37.29
PK	5.1992G	112.71	Inf	-Inf	0.84	3	Horizontal	13	1.74	111.87	33.30	4.84	37.30

5.15-5.25GHz_802.11be EHT40_Nss1,(MCS0)_2TX

5190MHz_TX

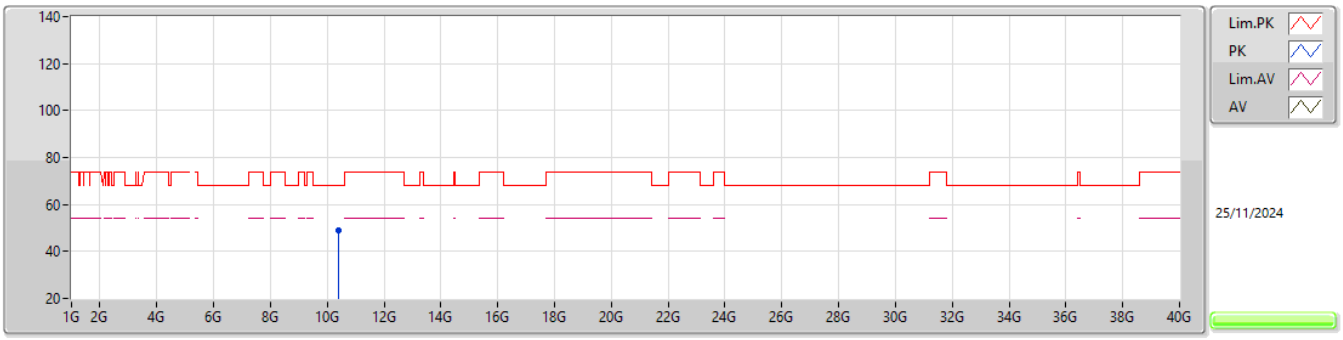

Type	Freq	Level	Limit	Margin	Factor	Dist	Condition	Azimuth	Height	Raw	AF	CL	PA
	(Hz)	(dBuV/m)	(dBuV/m)	(dB)	(dB)	(m)		(°)	(m)	(dBuV)	(dB)	(dB)	(dB)
PK	10.386G	49.02	68.20	-19.18	4.17	3	Vertical	53	1.50	44.85	38.77	7.31	41.91

5.15-5.25GHz_802.11be EHT40_Nss1,(MCS0)_2TX

5190MHz_TX

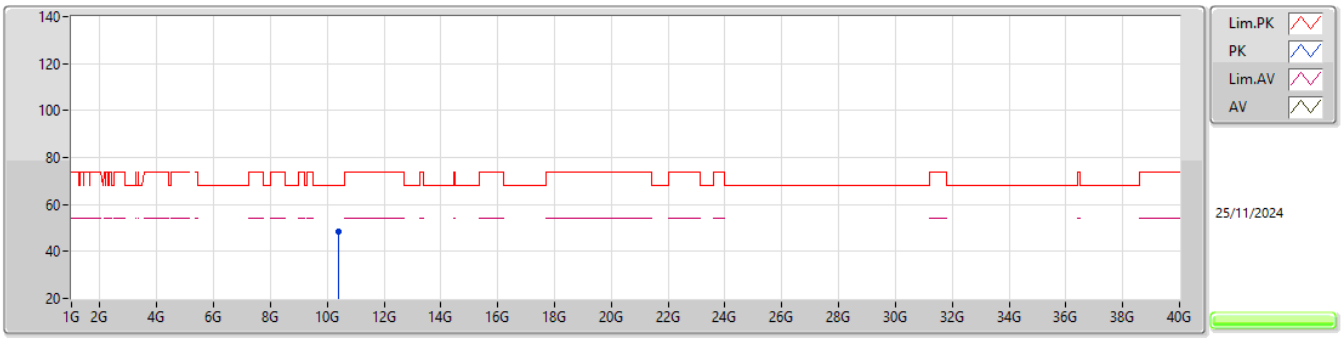

Type	Freq	Level	Limit	Margin	Factor	Dist	Condition	Azimuth	Height	Raw	AF	CL	PA
	(Hz)	(dBuV/m)	(dBuV/m)	(dB)	(dB)	(m)		(°)	(m)	(dBuV)	(dB)	(dB)	(dB)
PK	10.38528G	48.68	68.20	-19.52	4.17	3	Horizontal	283	1.50	44.51	38.77	7.31	41.91

5.15-5.25GHz_802.11be EHT80_Nss1,(MCS0)_2TX

5210MHz_TX

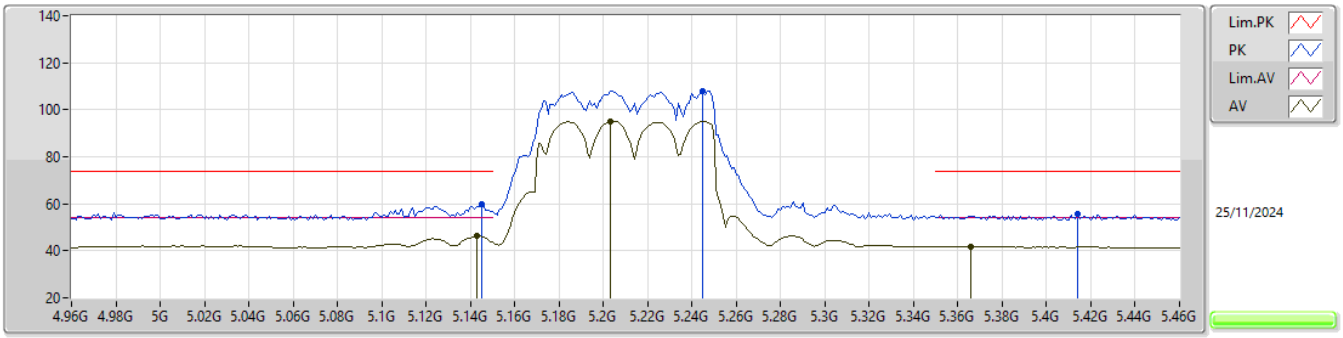

Type	Freq	Level	Limit	Margin	Factor	Dist	Condition	Azimuth	Height	Raw	AF	CL	PA
	(Hz)	(dBuV/m)	(dBuV/m)	(dB)	(dB)	(m)		(°)	(m)	(dBuV)	(dB)	(dB)	(dB)
AV	5.143G	46.25	54.00	-7.75	0.98	3	Vertical	341	1.62	45.27	33.46	4.81	37.29
AV	5.203G	95.12	Inf	-Inf	0.83	3	Vertical	341	1.62	94.29	33.29	4.84	37.30
AV	5.366G	41.82	54.00	-12.18	0.64	3	Vertical	341	1.62	41.18	33.07	4.91	37.34
PK	5.145G	59.92	74.00	-14.08	0.99	3	Vertical	341	1.62	58.93	33.47	4.81	37.29
PK	5.245G	107.88	Inf	-Inf	0.76	3	Vertical	341	1.62	107.12	33.21	4.86	37.31
PK	5.414G	55.56	74.00	-18.44	0.58	3	Vertical	341	1.62	54.98	33.00	4.93	37.35

5.15-5.25GHz_802.11be EHT80_Nss1,(MCS0)_2TX

5210MHz_TX

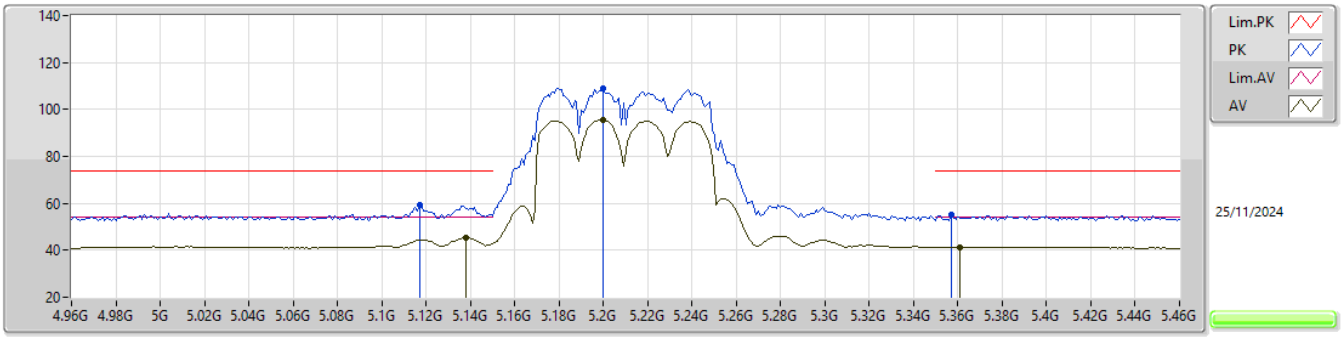

Type	Freq	Level	Limit	Margin	Factor	Dist	Condition	Azimuth	Height	Raw	AF	CL	PA
	(Hz)	(dBuV/m)	(dBuV/m)	(dB)	(dB)	(m)		(°)	(m)	(dBuV)	(dB)	(dB)	(dB)
AV	5.138G	45.28	54.00	-8.72	0.95	3	Horizontal	12	1.44	44.33	33.43	4.81	37.29
AV	5.2G	95.50	Inf	-Inf	0.84	3	Horizontal	12	1.44	94.66	33.30	4.84	37.30
AV	5.361G	41.35	54.00	-12.65	0.65	3	Horizontal	12	1.44	40.70	33.08	4.91	37.34
PK	5.117G	59.13	74.00	-14.87	0.80	3	Horizontal	12	1.44	58.33	33.30	4.79	37.29
PK	5.2G	109.18	Inf	-Inf	0.84	3	Horizontal	12	1.44	108.34	33.30	4.84	37.30
PK	5.357G	55.08	74.00	-18.92	0.66	3	Horizontal	12	1.44	54.42	33.09	4.91	37.34

5.15-5.25GHz_802.11be EHT80_Nss1,(MCS0)_2TX

5210MHz_TX

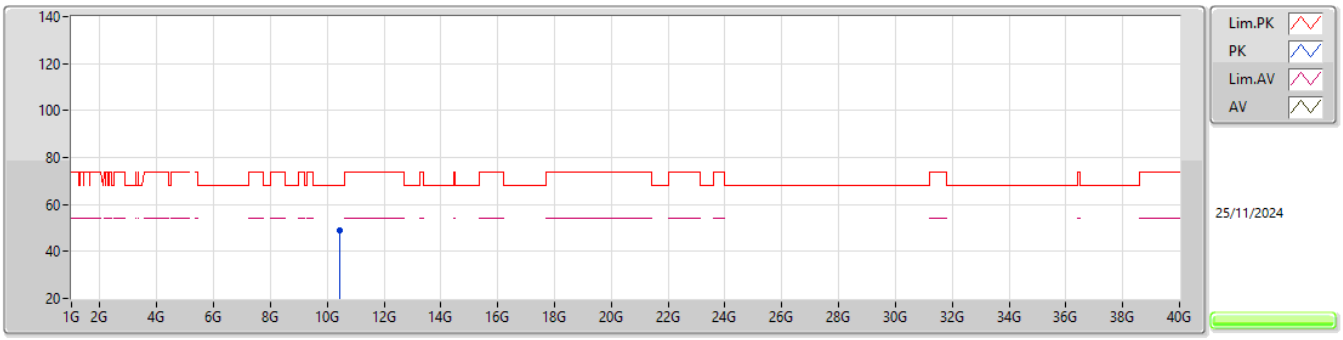

Type	Freq	Level	Limit	Margin	Factor	Dist	Condition	Azimuth	Height	Raw	AF	CL	PA
	(Hz)	(dBuV/m)	(dBuV/m)	(dB)	(dB)	(m)		(°)	(m)	(dBuV)	(dB)	(dB)	(dB)
PK	10.42084G	48.81	68.20	-19.39	4.21	3	Vertical	268	1.50	44.60	38.80	7.33	41.92

5.15-5.25GHz_802.11be EHT80_Nss1,(MCS0)_2TX

5210MHz_TX

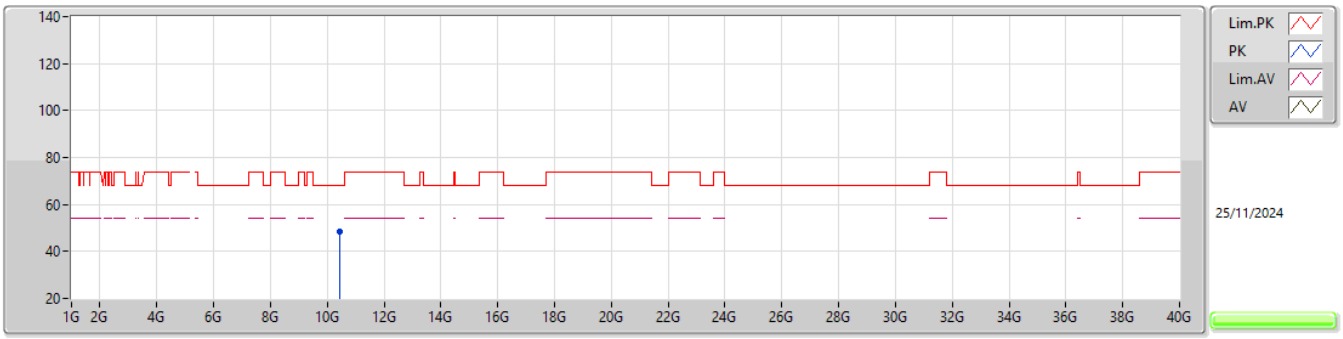

Type	Freq	Level	Limit	Margin	Factor	Dist	Condition	Azimuth	Height	Raw	AF	CL	PA
	(Hz)	(dBuV/m)	(dBuV/m)	(dB)	(dB)	(m)		(°)	(m)	(dBuV)	(dB)	(dB)	(dB)
PK	10.42144G	48.53	68.20	-19.67	4.21	3	Horizontal	256	1.50	44.32	38.80	7.33	41.92

5.725-5.85GHz_802.11a_Nss1,(6Mbps)_2TX

5825MHz_TX

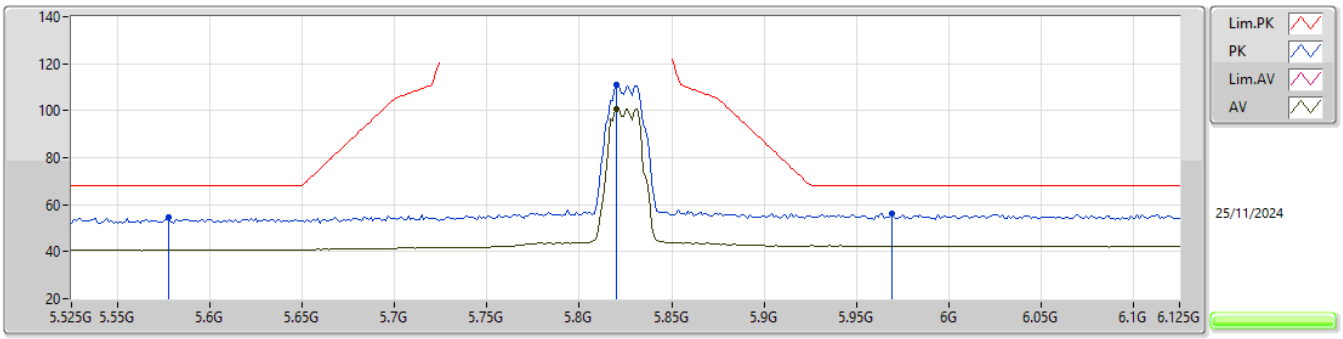

Type	Freq	Level	Limit	Margin	Factor	Dist	Condition	Azimuth	Height	Raw	AF	CL	PA
	(Hz)	(dBuV/m)	(dBuV/m)	(dB)	(dB)	(m)		(°)	(m)	(dBuV)	(dB)	(dB)	(dB)
AV	5.8202G	100.73	Inf	-Inf	2.17	3	Vertical	343	1.71	98.56	34.24	5.17	37.24
PK	5.5778G	54.56	68.20	-13.64	0.83	3	Vertical	343	1.71	53.73	33.20	4.97	37.34
PK	5.8202G	110.90	Inf	-Inf	2.17	3	Vertical	343	1.71	108.73	34.24	5.17	37.24
PK	5.969G	56.44	68.20	-11.76	2.32	3	Vertical	343	1.71	54.12	34.40	5.09	37.17

5.725-5.85GHz_802.11a_Nss1,(6Mbps)_2TX

5825MHz_TX

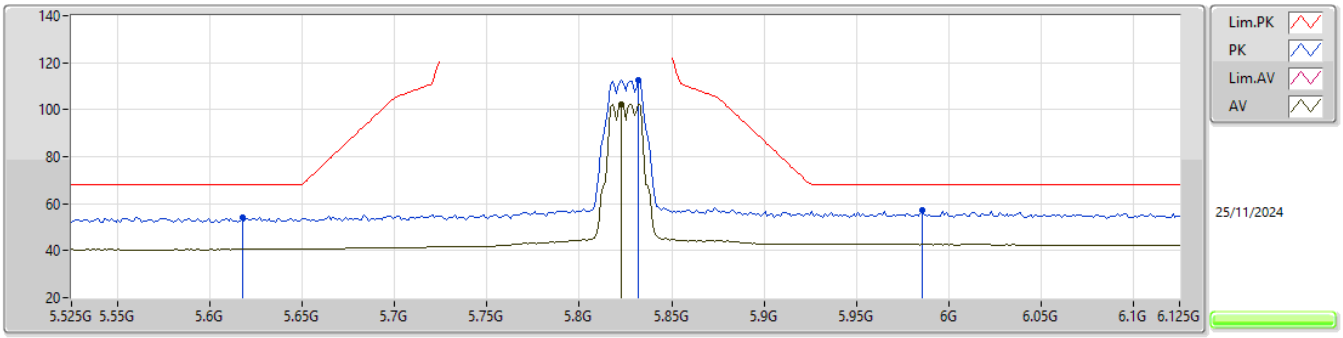

Type	Freq	Level	Limit	Margin	Factor	Dist	Condition	Azimuth	Height	Raw	AF	CL	PA
	(Hz)	(dBuV/m)	(dBuV/m)	(dB)	(dB)	(m)		(°)	(m)	(dBuV)	(dB)	(dB)	(dB)
AV	5.8226G	102.16	Inf	-Inf	2.19	3	Horizontal	3	1.10	99.97	34.25	5.17	37.23
PK	5.6174G	54.25	68.20	-13.95	0.95	3	Horizontal	3	1.10	53.30	33.27	5.00	37.32
PK	5.8322G	112.52	Inf	-Inf	2.19	3	Horizontal	3	1.10	110.33	34.26	5.16	37.23
PK	5.9858G	57.39	68.20	-10.81	2.31	3	Horizontal	3	1.10	55.08	34.40	5.08	37.17

5.725-5.85GHz_802.11a_Nss1,(6Mbps)_2TX

5825MHz_TX

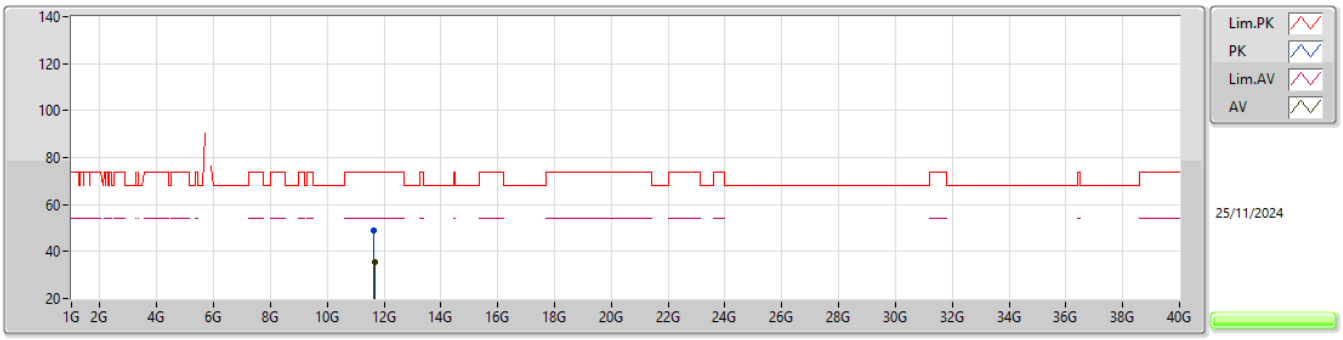

Type	Freq	Level	Limit	Margin	Factor	Dist	Condition	Azimuth	Height	Raw	AF	CL	PA
	(Hz)	(dBuV/m)	(dBuV/m)	(dB)	(dB)	(m)		(°)	(m)	(dBuV)	(dB)	(dB)	(dB)
AV	11.6596G	35.26	54.00	-18.74	4.76	3	Vertical	175	1.50	30.50	38.84	7.85	41.93
PK	11.65668G	49.04	74.00	-24.96	4.75	3	Vertical	175	1.50	44.29	38.83	7.85	41.93

5.725-5.85GHz_802.11a_Nss1,(6Mbps)_2TX

5825MHz_TX

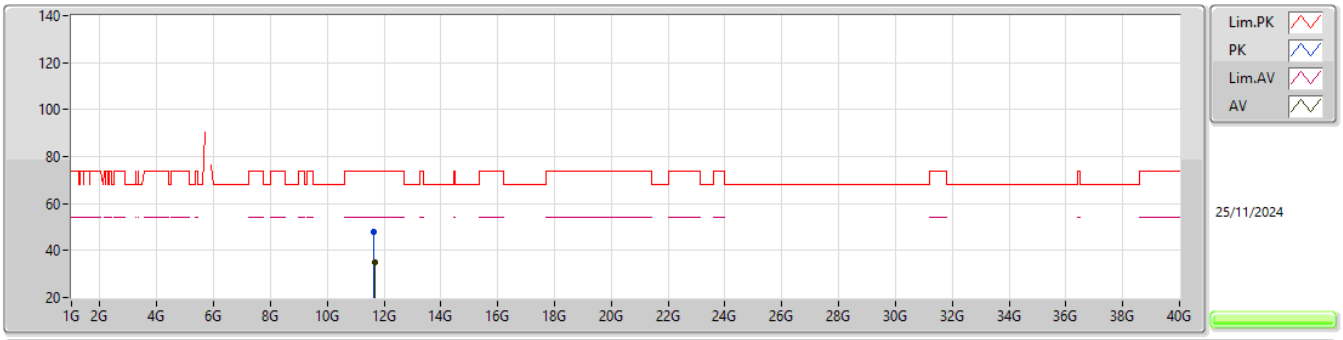

Type	Freq	Level	Limit	Margin	Factor	Dist	Condition	Azimuth	Height	Raw	AF	CL	PA
	(Hz)	(dBuV/m)	(dBuV/m)	(dB)	(dB)	(m)		(°)	(m)	(dBuV)	(dB)	(dB)	(dB)
AV	11.6598G	35.21	54.00	-18.79	4.76	3	Horizontal	291	1.50	30.45	38.84	7.85	41.93
PK	11.6428G	47.83	74.00	-26.17	4.73	3	Horizontal	291	1.50	43.10	38.81	7.84	41.92

5.725-5.85GHz_802.11be EHT20_Nss1,(MCS0)_2TX

5745MHz_TX

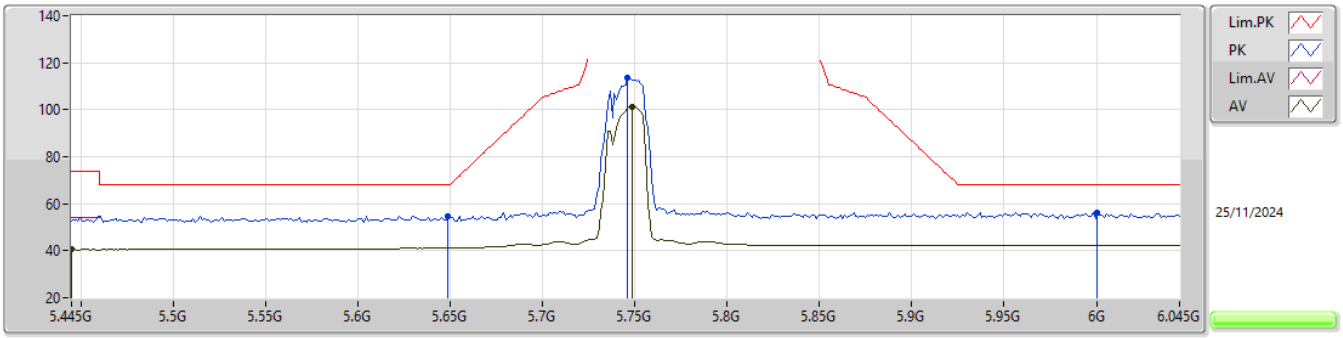

Type	Freq	Level	Limit	Margin	Factor	Dist	Condition	Azimuth	Height	Raw	AF	CL	PA
	(Hz)	(dBuV/m)	(dBuV/m)	(dB)	(dB)	(m)		(°)	(m)	(dBuV)	(dB)	(dB)	(dB)
AV	5.445G	40.54	54.00	-13.46	0.58	3	Vertical	344	1.66	39.96	33.00	4.94	37.36
AV	5.7486G	101.01	Inf	-Inf	1.85	3	Vertical	344	1.66	99.16	33.99	5.13	37.27
PK	5.649G	54.65	68.20	-13.55	1.12	3	Vertical	344	1.66	53.53	33.40	5.03	37.31
PK	5.7462G	113.45	Inf	-Inf	1.84	3	Vertical	344	1.66	111.61	33.98	5.13	37.27
PK	6.0006G	56.41	68.20	-11.79	2.31	3	Vertical	344	1.66	54.10	34.40	5.07	37.16

5.725-5.85GHz_802.11be EHT20_Nss1,(MCS0)_2TX

5745MHz_TX

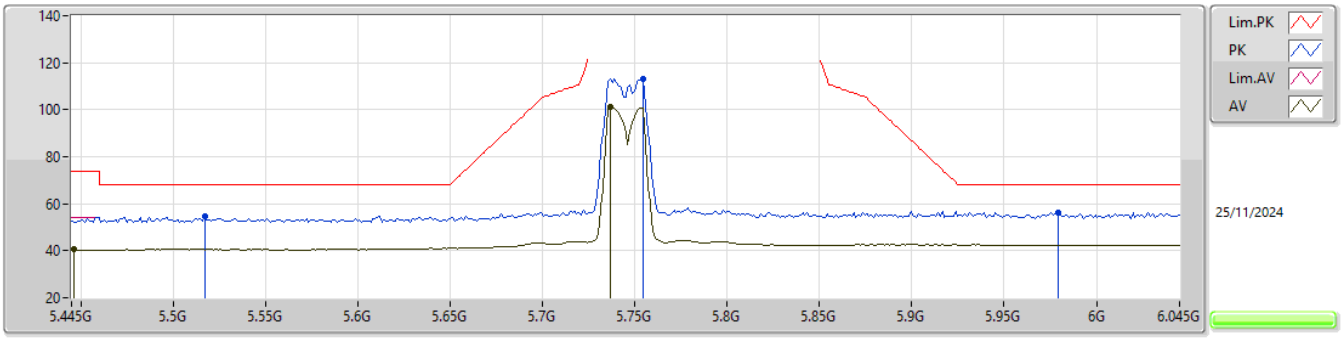

Type	Freq	Level	Limit	Margin	Factor	Dist	Condition	Azimuth	Height	Raw	AF	CL	PA
	(Hz)	(dBuV/m)	(dBuV/m)	(dB)	(dB)	(m)		(°)	(m)	(dBuV)	(dB)	(dB)	(dB)
AV	5.4462G	40.47	54.00	-13.53	0.58	3	Horizontal	0	2.56	39.89	33.00	4.94	37.36
AV	5.7366G	101.34	Inf	-Inf	1.80	3	Horizontal	0	2.56	99.54	33.95	5.12	37.27
PK	5.517G	54.87	68.20	-13.33	0.87	3	Horizontal	0	2.56	54.00	33.27	4.96	37.36
PK	5.7546G	113.12	Inf	-Inf	1.89	3	Horizontal	0	2.56	111.23	34.02	5.13	37.26
PK	5.979G	56.31	68.20	-11.89	2.31	3	Horizontal	0	2.56	54.00	34.40	5.08	37.17

5.725-5.85GHz_802.11be EHT20_Nss1,(MCS0)_2TX

5745MHz_TX

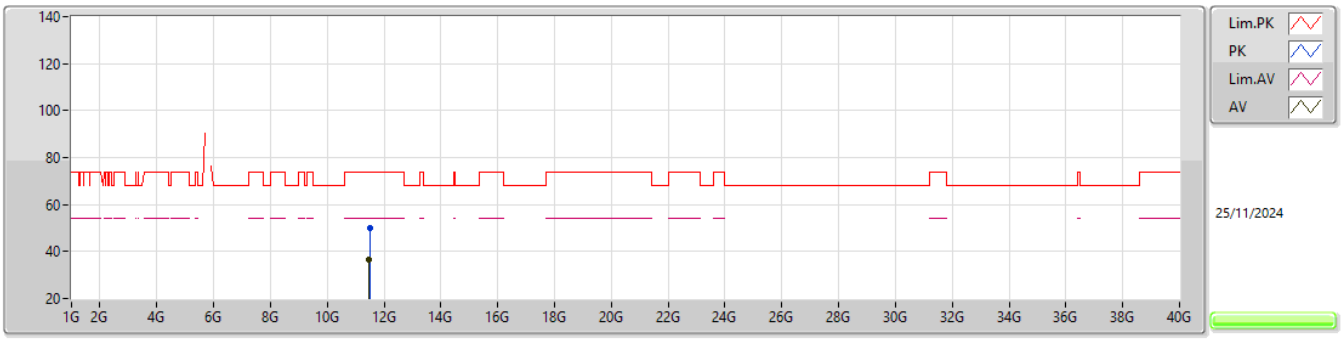

Type	Freq	Level	Limit	Margin	Factor	Dist	Condition	Azimuth	Height	Raw	AF	CL	PA
	(Hz)	(dBuV/m)	(dBuV/m)	(dB)	(dB)	(m)		(°)	(m)	(dBuV)	(dB)	(dB)	(dB)
AV	11.48584G	36.37	54.00	-17.63	5.23	3	Vertical	98	1.50	31.14	39.27	7.77	41.81
PK	11.49628G	49.76	74.00	-24.24	5.28	3	Vertical	98	1.50	44.48	39.29	7.78	41.79

5.725-5.85GHz_802.11be EHT20_Nss1,(MCS0)_2TX

5745MHz_TX

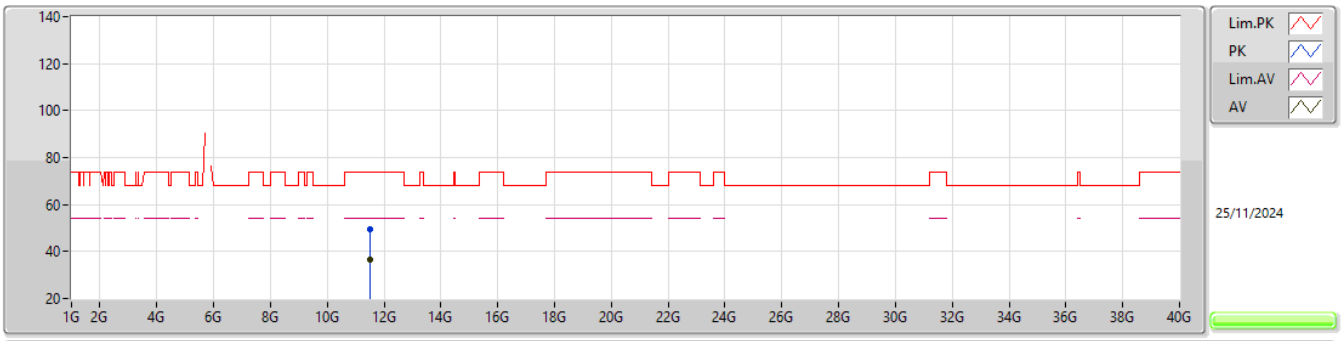

Type	Freq	Level	Limit	Margin	Factor	Dist	Condition	Azimuth	Height	Raw	AF	CL	PA
	(Hz)	(dBuV/m)	(dBuV/m)	(dB)	(dB)	(m)		(°)	(m)	(dBuV)	(dB)	(dB)	(dB)
AV	11.48836G	36.31	54.00	-17.69	5.26	3	Horizontal	325	1.62	31.05	39.28	7.78	41.80
PK	11.49592G	49.61	74.00	-24.39	5.28	3	Horizontal	325	1.62	44.33	39.29	7.78	41.79

5.725-5.85GHz_802.11be EHT40_Nss1,(MCS0)_2TX

5755MHz_TX

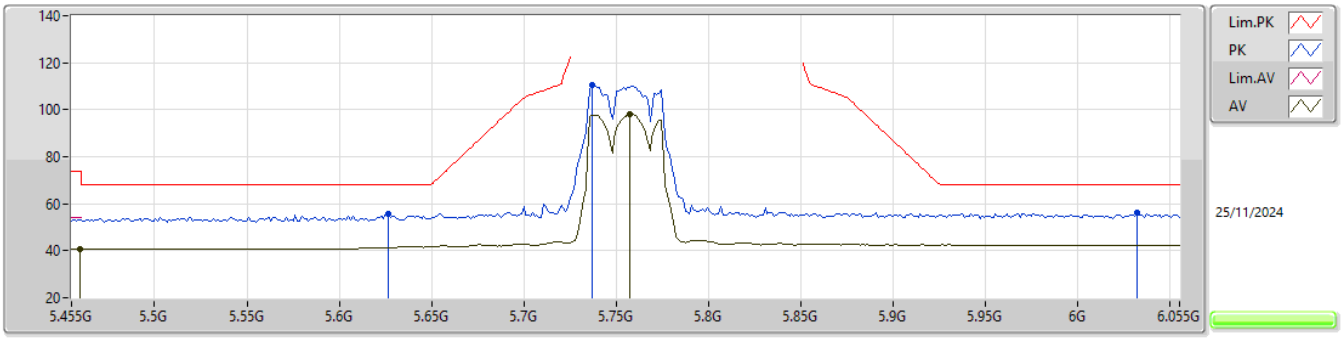

Type	Freq	Level	Limit	Margin	Factor	Dist	Condition	Azimuth	Height	Raw	AF	CL	PA
	(Hz)	(dBuV/m)	(dBuV/m)	(dB)	(dB)	(m)		(°)	(m)	(dBuV)	(dB)	(dB)	(dB)
AV	5.4598G	40.57	54.00	-13.43	0.64	3	Vertical	343	1.66	39.93	33.06	4.94	37.36
AV	5.7574G	98.11	Inf	-Inf	1.91	3	Vertical	343	1.66	96.20	34.03	5.14	37.26
PK	5.6266G	55.94	68.20	-12.26	1.00	3	Vertical	343	1.66	54.94	33.31	5.01	37.32
PK	5.737G	110.65	Inf	-Inf	1.80	3	Vertical	343	1.66	108.85	33.95	5.12	37.27
PK	6.0322G	56.07	68.20	-12.13	2.34	3	Vertical	343	1.66	53.73	34.40	5.10	37.16

5.725-5.85GHz_802.11be EHT40_Nss1,(MCS0)_2TX

5755MHz_TX

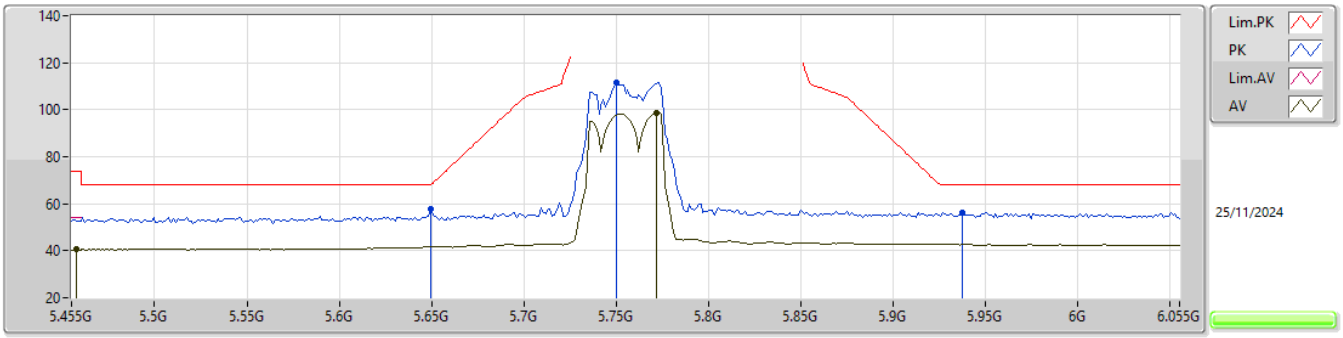

Type	Freq	Level	Limit	Margin	Factor	Dist	Condition	Azimuth	Height	Raw	AF	CL	PA
	(Hz)	(dBuV/m)	(dBuV/m)	(dB)	(dB)	(m)		(°)	(m)	(dBuV)	(dB)	(dB)	(dB)
AV	5.4574G	40.48	54.00	-13.52	0.62	3	Horizontal	9	1.00	39.86	33.04	4.94	37.36
AV	5.7718G	98.57	Inf	-Inf	1.98	3	Horizontal	9	1.00	96.59	34.09	5.15	37.26
PK	5.6494G	57.62	68.20	-10.58	1.12	3	Horizontal	9	1.00	56.50	33.40	5.03	37.31
PK	5.7502G	111.67	Inf	-Inf	1.87	3	Horizontal	9	1.00	109.80	34.00	5.13	37.26
PK	5.9374G	56.42	68.20	-11.78	2.34	3	Horizontal	9	1.00	54.08	34.43	5.10	37.19

5.725-5.85GHz_802.11be EHT40_Nss1,(MCS0)_2TX

5755MHz_TX

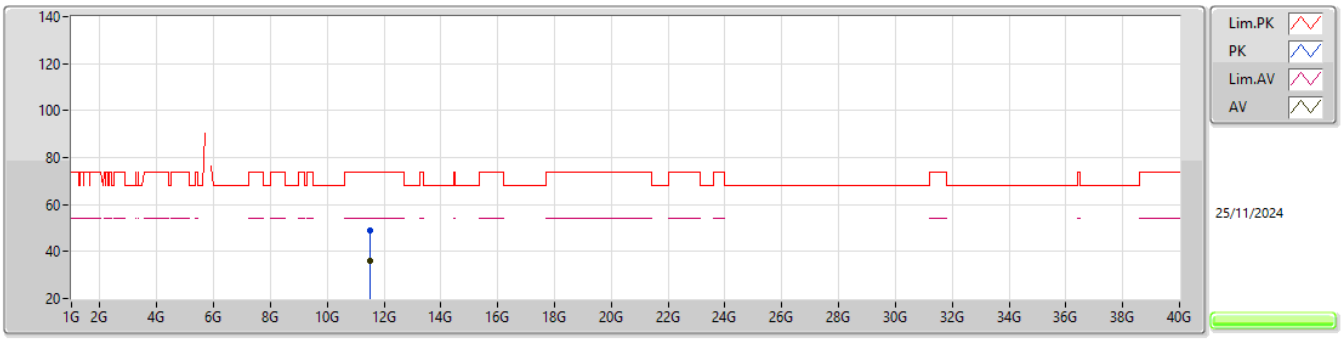

Type	Freq	Level	Limit	Margin	Factor	Dist	Condition	Azimuth	Height	Raw	AF	CL	PA
	(Hz)	(dBuV/m)	(dBuV/m)	(dB)	(dB)	(m)		(°)	(m)	(dBuV)	(dB)	(dB)	(dB)
AV	11.50032G	36.23	54.00	-17.77	5.29	3	Vertical	15	1.81	30.94	39.30	7.78	41.79
PK	11.50616G	49.14	74.00	-24.86	5.26	3	Vertical	15	1.81	43.88	39.28	7.78	41.80

5.725-5.85GHz_802.11be EHT40_Nss1,(MCS0)_2TX

5755MHz_TX

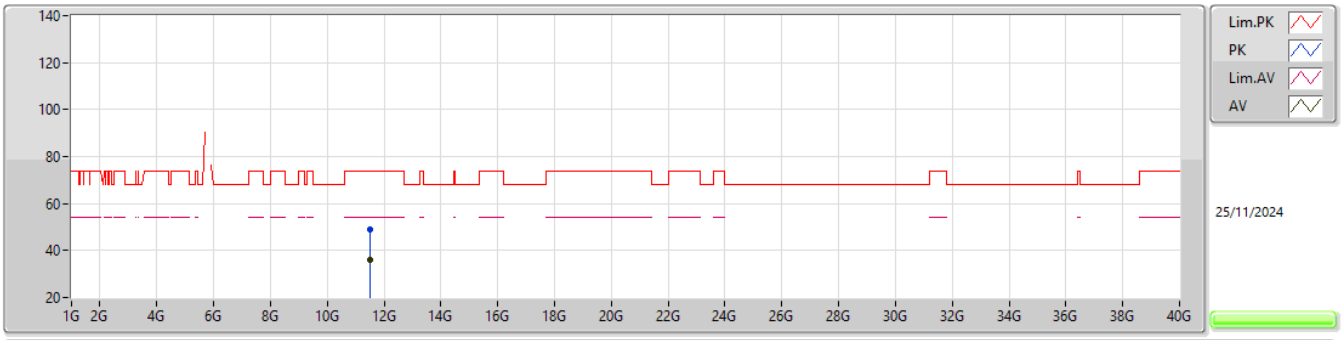

Type	Freq	Level	Limit	Margin	Factor	Dist	Condition	Azimuth	Height	Raw	AF	CL	PA
	(Hz)	(dBuV/m)	(dBuV/m)	(dB)	(dB)	(m)		(°)	(m)	(dBuV)	(dB)	(dB)	(dB)
AV	11.50004G	36.22	54.00	-17.78	5.29	3	Horizontal	291	2.90	30.93	39.30	7.78	41.79
PK	11.5052G	49.18	74.00	-24.82	5.27	3	Horizontal	291	2.90	43.91	39.28	7.78	41.79

5.725-5.85GHz_802.11be EHT80_Nss1,(MCS0)_2TX

5775MHz_TX

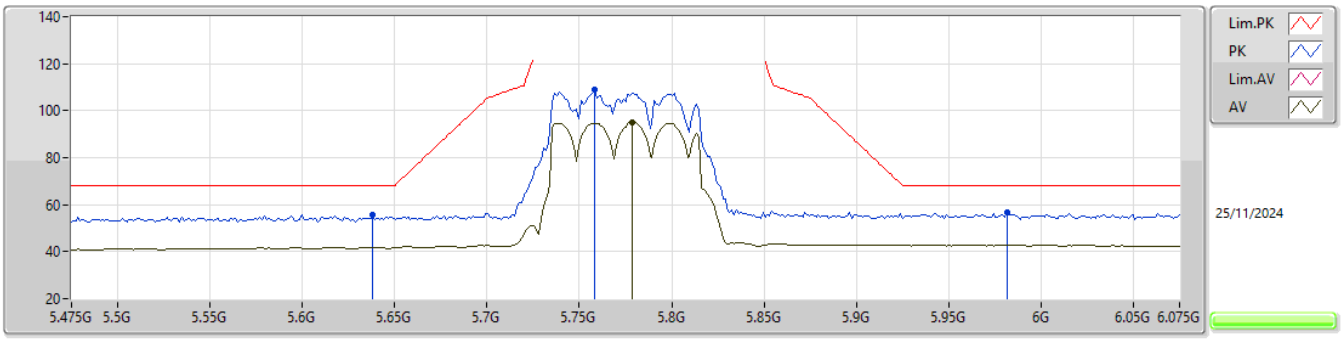

Type	Freq	Level	Limit	Margin	Factor	Dist	Condition	Azimuth	Height	Raw	AF	CL	PA
	(Hz)	(dBuV/m)	(dBuV/m)	(dB)	(dB)	(m)		(°)	(m)	(dBuV)	(dB)	(dB)	(dB)
AV	5.7786G	94.92	Inf	-Inf	2.02	3	Vertical	344	1.65	92.90	34.11	5.16	37.25
PK	5.6382G	55.87	68.20	-12.33	1.06	3	Vertical	344	1.65	54.81	33.35	5.02	37.31
PK	5.7582G	108.78	Inf	-Inf	1.91	3	Vertical	344	1.65	106.87	34.03	5.14	37.26
PK	5.9814G	56.73	68.20	-11.47	2.31	3	Vertical	344	1.65	54.42	34.40	5.08	37.17

5.725-5.85GHz_802.11be EHT80_Nss1,(MCS0)_2TX

5775MHz_TX

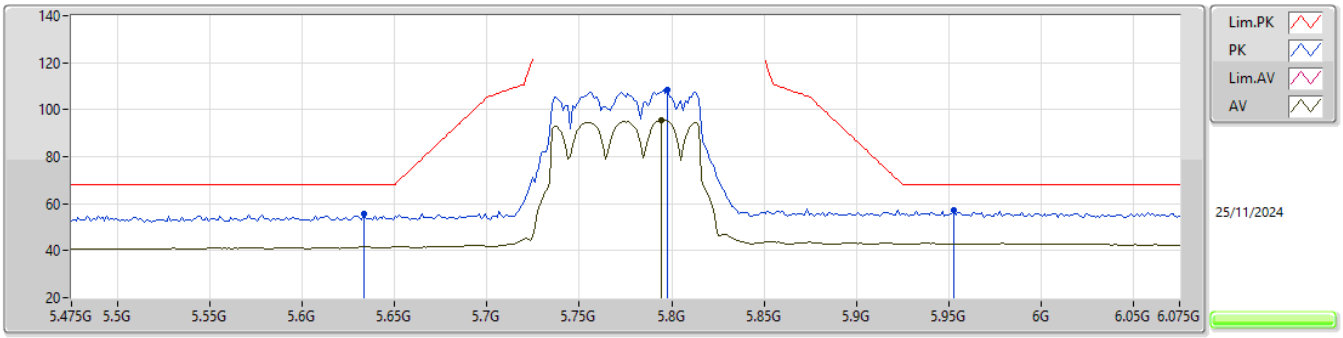

Type	Freq	Level	Limit	Margin	Factor	Dist	Condition	Azimuth	Height	Raw	AF	CL	PA
	(Hz)	(dBuV/m)	(dBuV/m)	(dB)	(dB)	(m)		(°)	(m)	(dBuV)	(dB)	(dB)	(dB)
AV	5.7942G	95.54	Inf	-Inf	2.10	3	Horizontal	12	1.07	93.44	34.18	5.17	37.25
PK	5.6334G	55.71	68.20	-12.49	1.03	3	Horizontal	12	1.07	54.68	33.33	5.01	37.31
PK	5.7978G	108.62	Inf	-Inf	2.13	3	Horizontal	12	1.07	106.49	34.19	5.18	37.24
PK	5.9526G	57.17	68.20	-11.03	2.32	3	Horizontal	12	1.07	54.85	34.40	5.10	37.18

5.725-5.85GHz_802.11be EHT80_Nss1,(MCS0)_2TX

5775MHz_TX

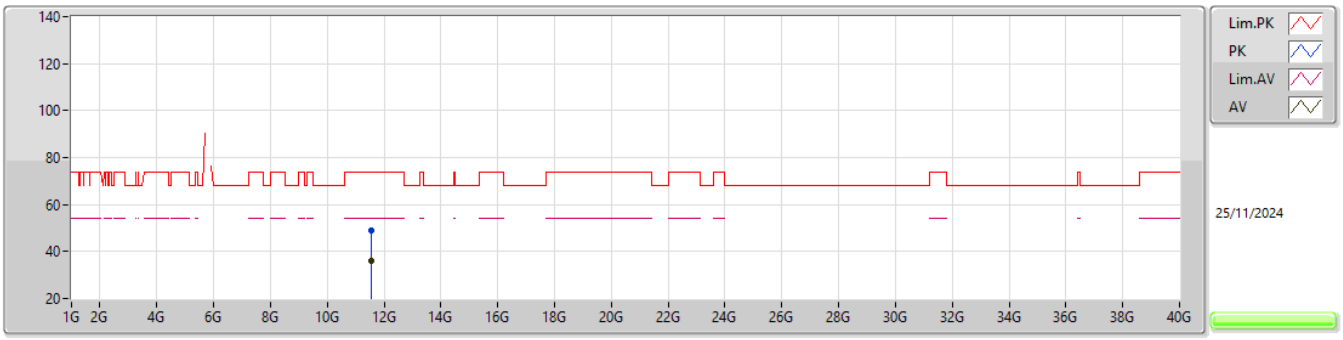

Type	Freq	Level	Limit	Margin	Factor	Dist	Condition	Azimuth	Height	Raw	AF	CL	PA
	(Hz)	(dBuV/m)	(dBuV/m)	(dB)	(dB)	(m)		(°)	(m)	(dBuV)	(dB)	(dB)	(dB)
AV	11.54096G	36.08	54.00	-17.92	5.11	3	Vertical	28	1.50	30.97	39.14	7.80	41.83
PK	11.54872G	49.01	74.00	-24.99	5.08	3	Vertical	28	1.50	43.93	39.11	7.80	41.83

5.725-5.85GHz_802.11be EHT80_Nss1,(MCS0)_2TX

5775MHz_TX

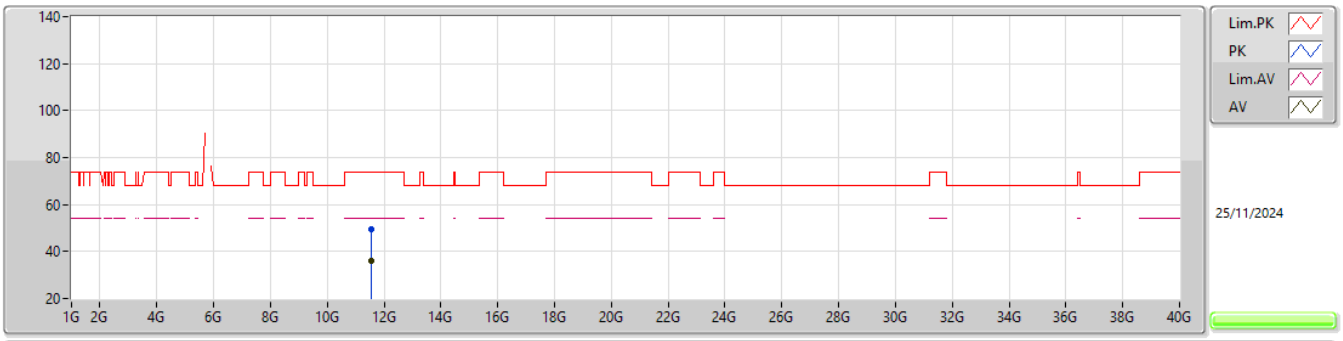

Type	Freq	Level	Limit	Margin	Factor	Dist	Condition	Azimuth	Height	Raw	AF	CL	PA
	(Hz)	(dBuV/m)	(dBuV/m)	(dB)	(dB)	(m)		(°)	(m)	(dBuV)	(dB)	(dB)	(dB)
AV	11.54012G	36.02	54.00	-17.98	5.11	3	Horizontal	281	1.50	30.91	39.14	7.80	41.83
PK	11.54044G	49.23	74.00	-24.77	5.11	3	Horizontal	281	1.50	44.12	39.14	7.80	41.83

Summary

Mode	Result	Type	Freq (Hz)	Level (dBuV/m)	Limit (dBuV/m)	Margin (dB)	Dist (m)	Condition	Azimuth (°)	Height (m)
5.725-5.85GHz	-	-	-	-	-	-	-	-	-	-
802.11be EHT80_Nss1,(MCS0)_2TX	Pass	PK	35.82M	30.53	40.00	-9.47	3	Vertical	360	1.00

Result

Mode	Result	Type	Freq (Hz)	Level (dBuV/m)	Limit (dBuV/m)	Margin (dB)	Dist (m)	Condition	Azimuth (°)	Height (m)
802.11be EHT80_Nss1,(MCS0)_2TX	-	-	-	-	-	-	-	-	-	-
5775MHz_PoE	Pass	PK	35.82M	30.53	40.00	-9.47	3	Vertical	360	1.00
5775MHz_PoE	Pass	PK	154.16M	16.03	43.50	-27.47	3	Vertical	360	1.00
5775MHz_PoE	Pass	PK	317.12M	25.89	46.00	-20.11	3	Vertical	360	1.00
5775MHz_PoE	Pass	PK	404.42M	18.80	46.00	-27.20	3	Vertical	360	1.00
5775MHz_PoE	Pass	PK	454.86M	22.21	46.00	-23.79	3	Vertical	360	1.00
5775MHz_PoE	Pass	PK	532.46M	28.96	46.00	-17.04	3	Vertical	360	1.00
5775MHz_PoE	Pass	PK	37.76M	21.90	40.00	-18.10	3	Horizontal	0	1.00
5775MHz_PoE	Pass	PK	103.72M	18.13	43.50	-25.37	3	Horizontal	0	1.00
5775MHz_PoE	Pass	PK	315.18M	25.94	46.00	-20.06	3	Horizontal	0	1.00
5775MHz_PoE	Pass	PK	400.54M	26.18	46.00	-19.82	3	Horizontal	0	1.00
5775MHz_PoE	Pass	PK	542.16M	20.48	46.00	-25.52	3	Horizontal	0	1.00
5775MHz_PoE	Pass	PK	654.68M	26.25	46.00	-19.75	3	Horizontal	0	1.00

5.725-5.85GHz_802.11be EHT80_Nss1,(MCS0)_2TX

5775MHz_PoE

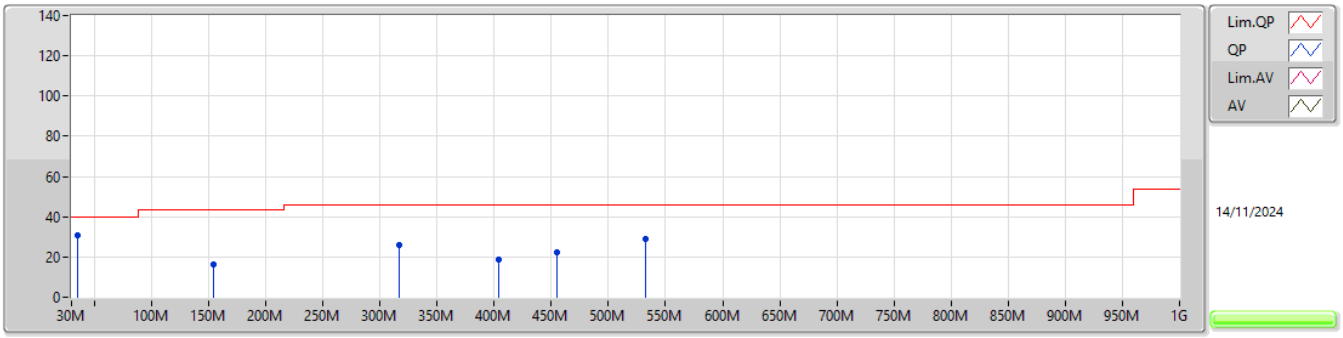

Type	Freq	Level	Limit	Margin	Factor	Dist	Condition	Azimuth	Height	Raw	AF	CL	PA
	(Hz)	(dBuV/m)	(dBuV/m)	(dB)	(dB)	(m)		(°)	(m)	(dBuV)	(dB)	(dB)	(dB)
PK	35.82M	30.53	40.00	-9.47	-22.06	3	Vertical	360	1.00	52.59	21.86	0.45	44.37
PK	154.16M	16.03	43.50	-27.47	-26.53	3	Vertical	360	1.00	42.56	17.05	0.98	44.56
PK	317.12M	25.89	46.00	-20.11	-23.58	3	Vertical	360	1.00	49.47	19.41	1.23	44.22
PK	404.42M	18.80	46.00	-27.20	-20.40	3	Vertical	360	1.00	39.20	22.15	1.46	44.01
PK	454.86M	22.21	46.00	-23.79	-19.19	3	Vertical	360	1.00	41.40	23.23	1.52	43.94
PK	532.46M	28.96	46.00	-17.04	-17.72	3	Vertical	360	1.00	46.68	24.49	1.66	43.87

5.725-5.85GHz_802.11be EHT80_Nss1,(MCS0)_2TX

5775MHz_PoE

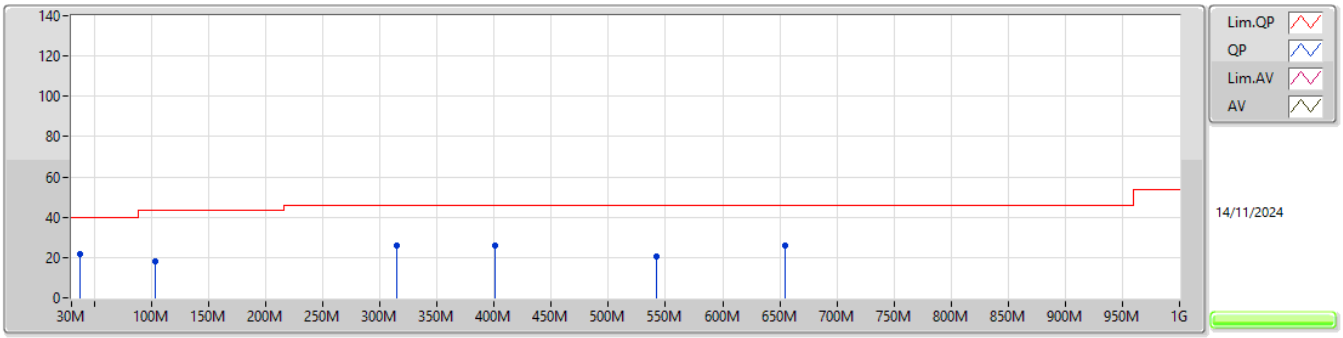

Type	Freq	Level	Limit	Margin	Factor	Dist	Condition	Azimuth	Height	Raw	AF	CL	PA
	(Hz)	(dBuV/m)	(dBuV/m)	(dB)	(dB)	(m)		(°)	(m)	(dBuV)	(dB)	(dB)	(dB)
PK	37.76M	21.90	40.00	-18.10	-23.11	3	Horizontal	0	1.00	45.01	20.86	0.44	44.41
PK	103.72M	18.13	43.50	-25.37	-27.20	3	Horizontal	0	1.00	45.33	16.51	0.82	44.53
PK	315.18M	25.94	46.00	-20.06	-23.60	3	Horizontal	0	1.00	49.54	19.39	1.23	44.22
PK	400.54M	26.18	46.00	-19.82	-20.57	3	Horizontal	0	1.00	46.75	22.00	1.45	44.02
PK	542.16M	20.48	46.00	-25.52	-17.37	3	Horizontal	0	1.00	37.85	24.84	1.66	43.87
PK	654.68M	26.25	46.00	-19.75	-15.62	3	Horizontal	0	1.00	41.87	26.44	1.80	43.86