6.3. Test Results

Ambient temperature : (23 ± 1) ℃
Relative humidity : 47 % R.H.

- Test plots
ULCA 5B

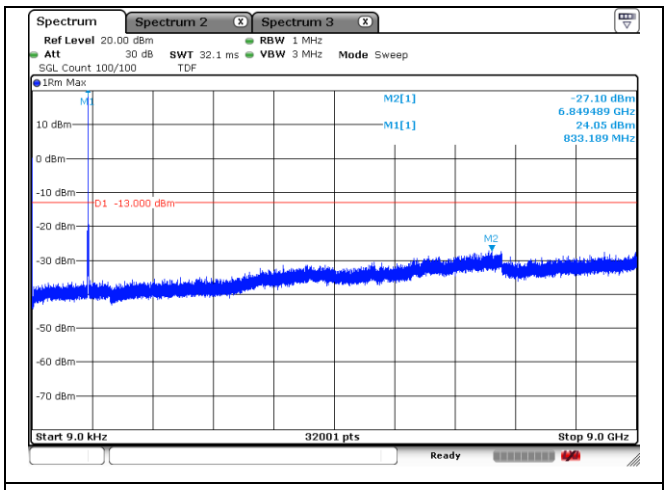

PCC 10 ㎒ RB1 + SCC 10 ㎒ RB1_Low Channel

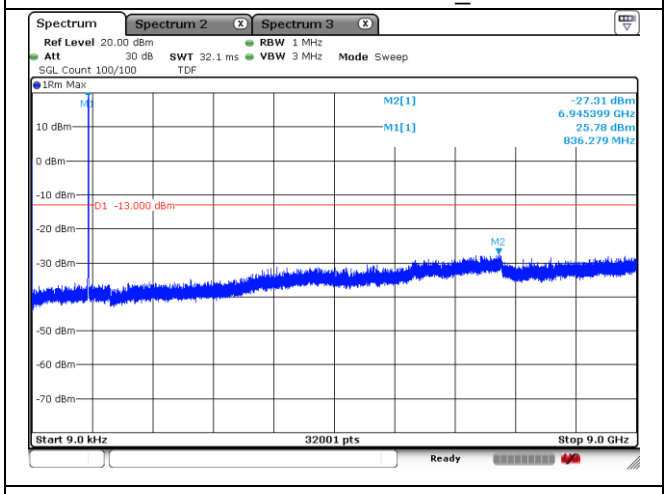

PCC 10 ㎒ RB1 + SCC 10 ㎒ RB1_Middle Channel

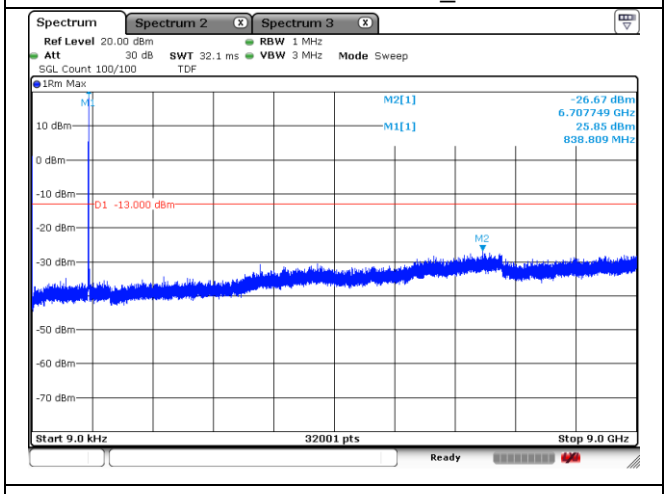

PCC 10 ㎒ RB1 + SCC 10 ㎒ RB1_High Channel

ULCA 7C

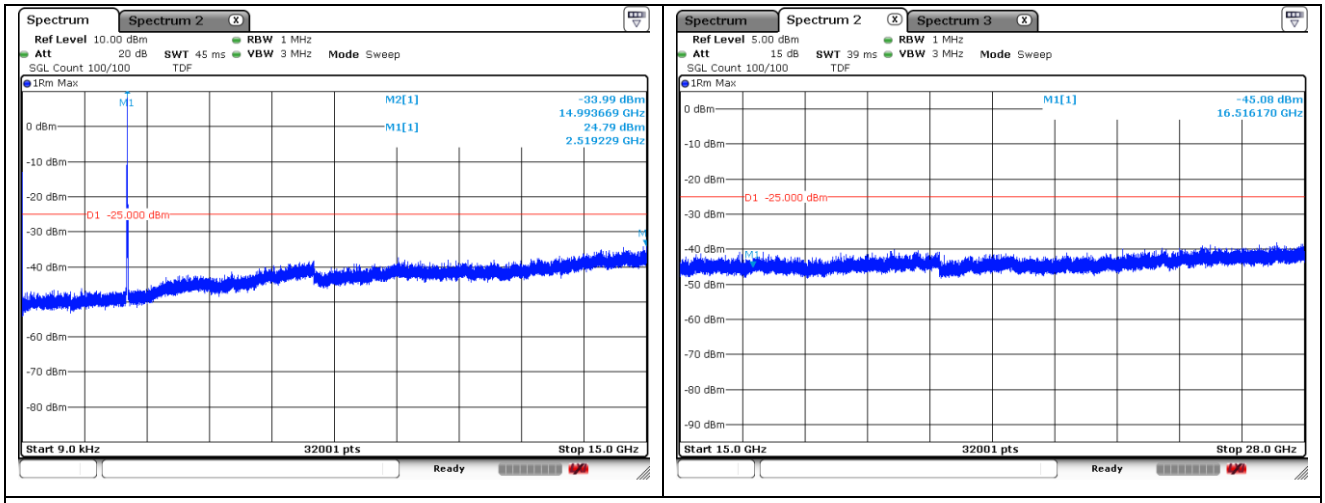

PCC 20 ㎒ RB1 + SCC 20 ㎒ RB1_Low Channel

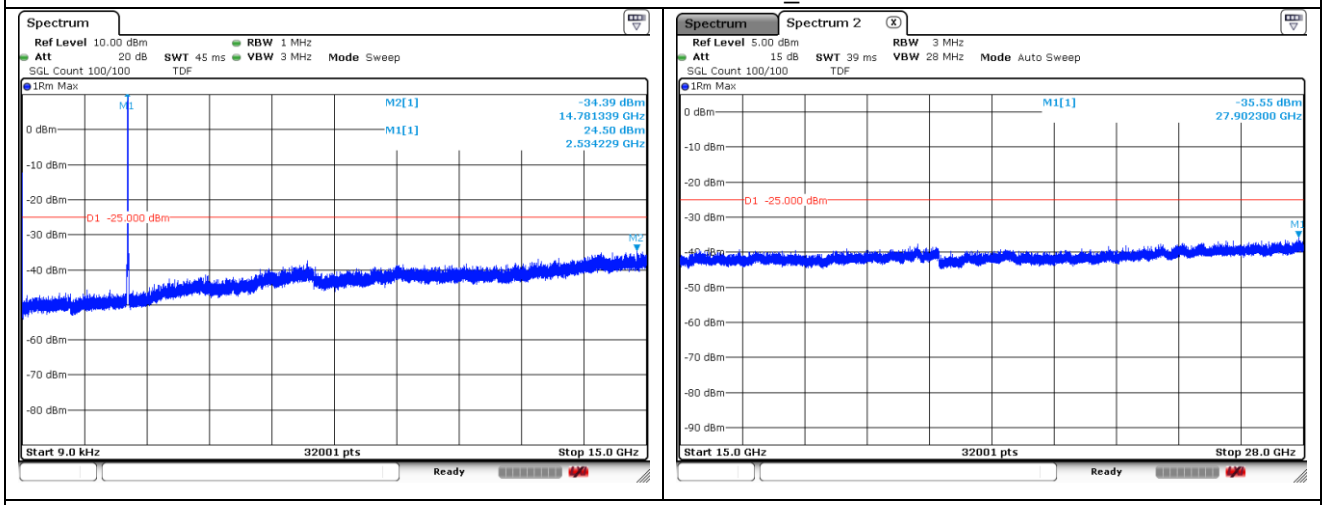

PCC 20 ㎒ RB1 + SCC 20 ㎒ RB1_Middle Channel

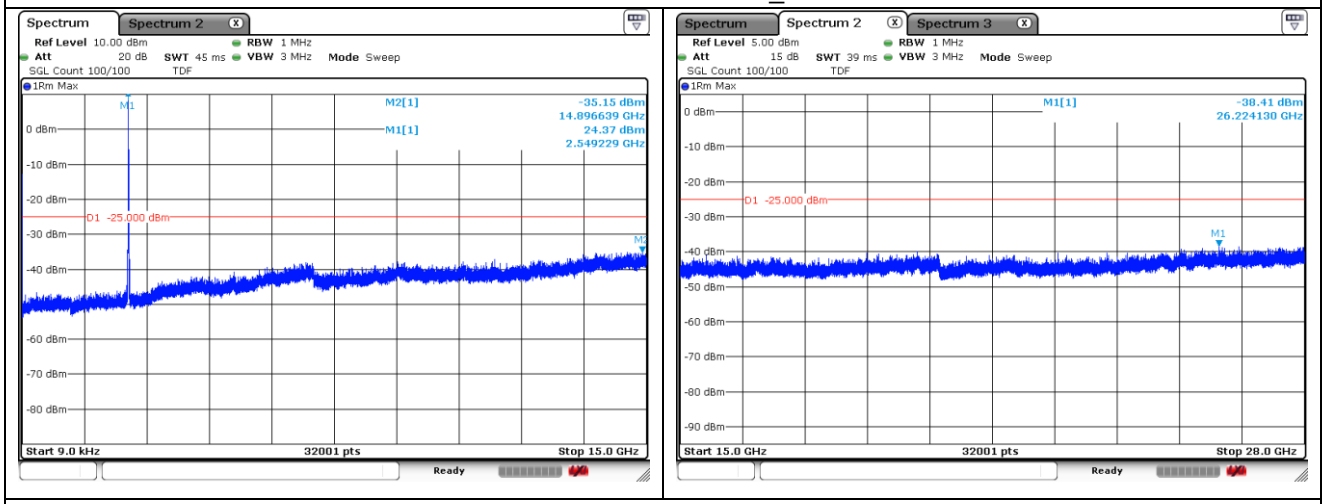

PCC 20 ㎒ RB1 + SCC 20 ㎒ RB1_High Channel

ULCA 66B

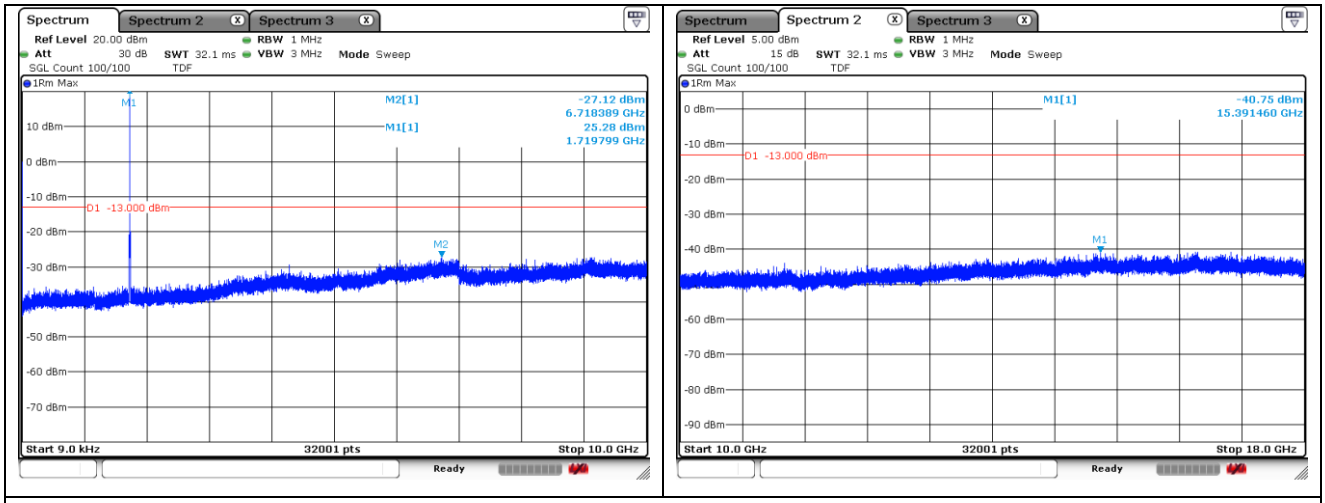

PCC 10 ㎒ RB1 + SCC 10 ㎒ RB1_Low Channel

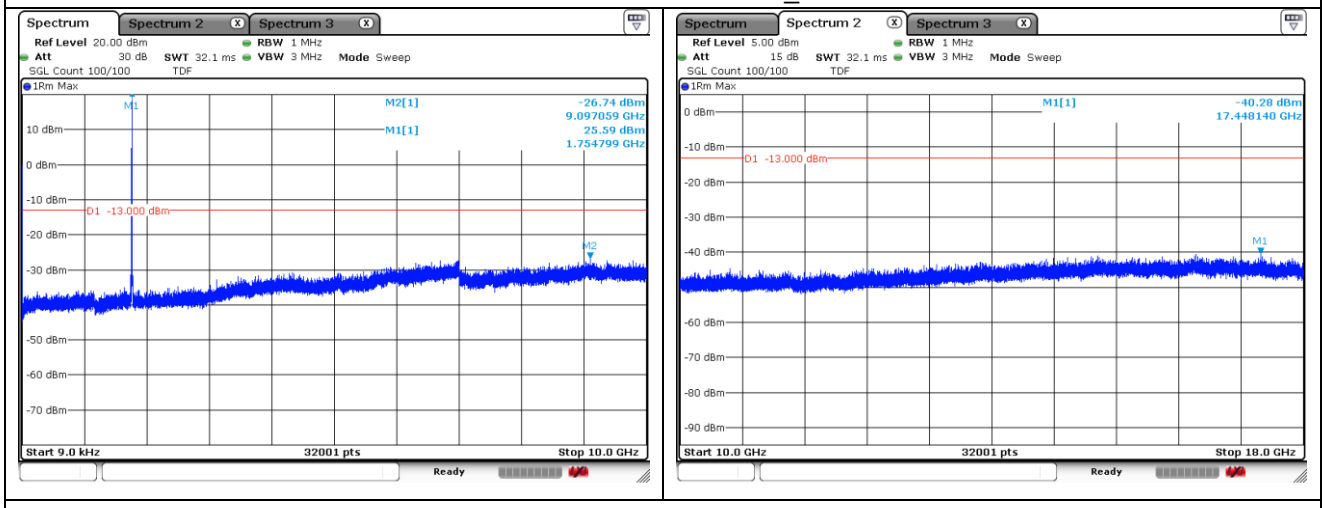

PCC 10 ㎒ RB1 + SCC 10 ㎒ RB1_Middle Channel

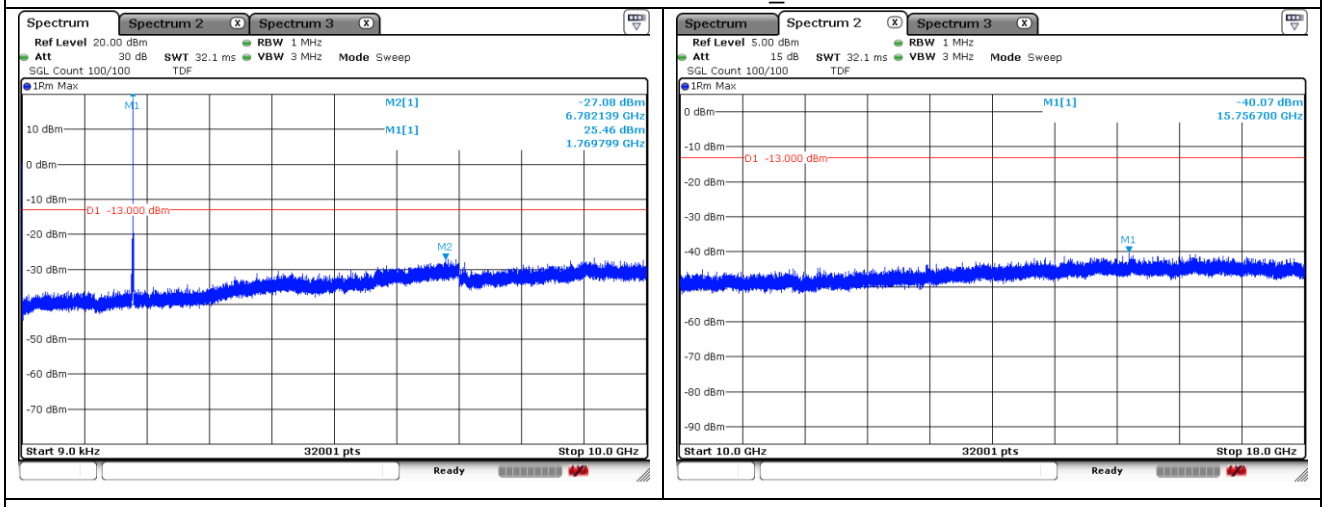

PCC 10 ㎒ RB1 + SCC 10 ㎒ RB1_High Channel

ULCA 66C

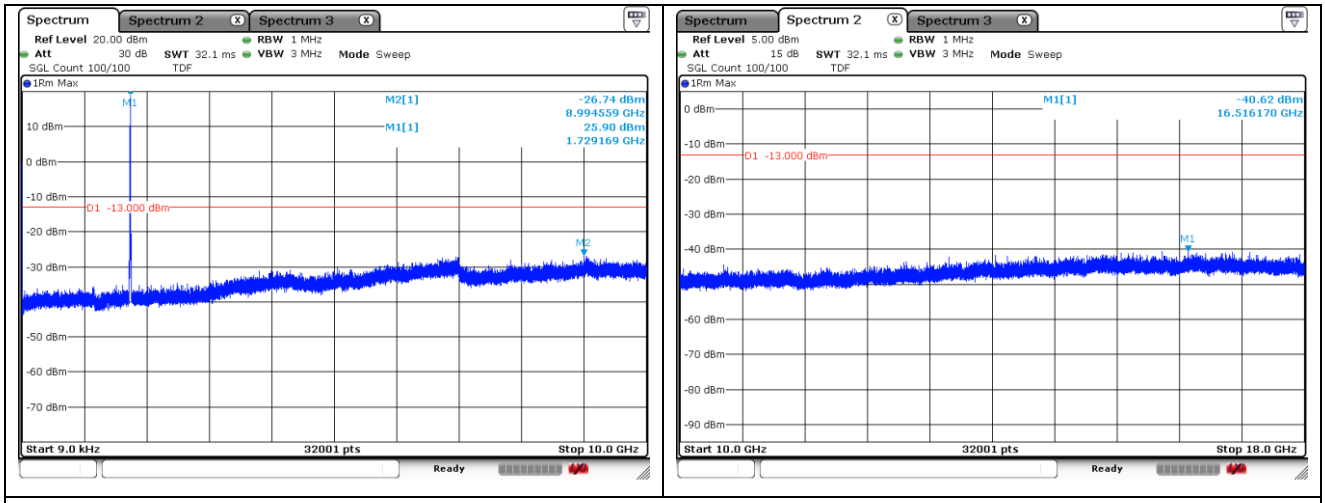

PCC 20 ㎒ RB1 + SCC 20 ㎒ RB1_Low Channel

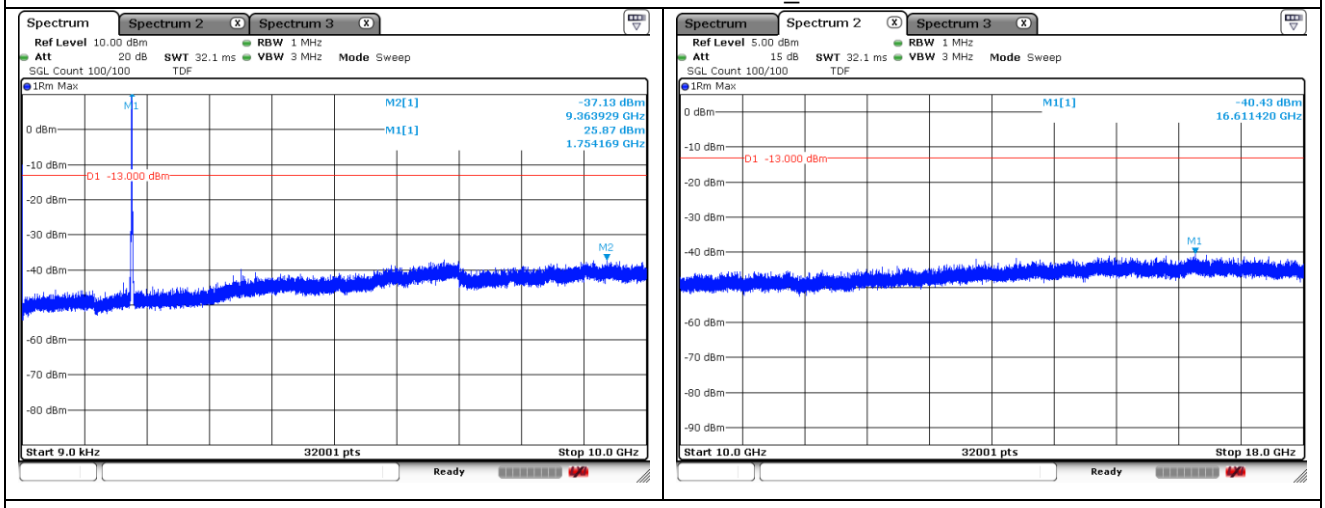

PCC 20 ㎒ RB1 + SCC 20 ㎒ RB1_Middle Channel

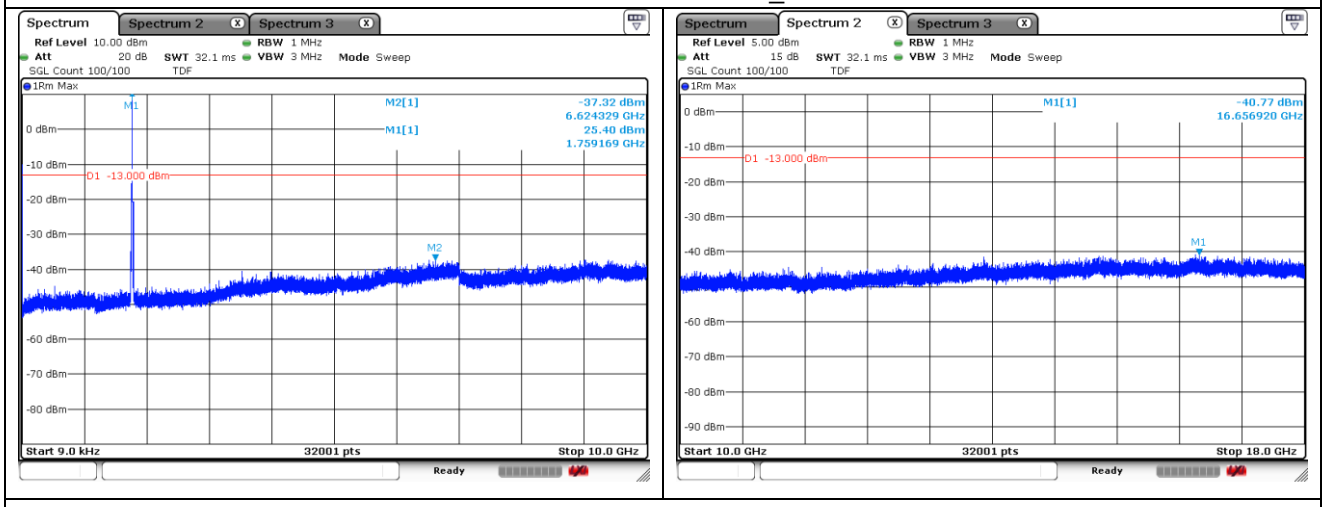

PCC 20 ㎒ RB1 + SCC 20 ㎒ RB1_High Channel

7. Band Edge and Emission Mask

7.1. Limit

FCC

- §22.917(a), the power of any emission outside of the authorized operating frequency ranges must be attenuated below the transmitting power (P) by a factor of at least 43 + 10log(P) ㎧.

- §27.53(h)(1), for operations in the 1 695-1 710 ㎒, 1 710-1 755 ㎒, 1 755-1 780 ㎒, 1 915-1 920 ㎒, 1 995-2 000 ㎒, 2 000-2 020 ㎒, 2 110-2 155 ㎒, 2 155-2 180 ㎒, and 2 180-2 200 bands, the power of any emission outside a licensee's frequency block shall be attenuated below the transmitter power (P) in watts by at least 43 + 10 $\log_{10}$ (P) ㎧.

- §27.53(m)(4), for mobile digital stations, the attenuation factor shall be not less than 40 + 10 $\log_{10}$ (P) ㎧ on all frequencies between the channel edge and 5 megahertz from the channel edge, 43 + 10 $\log_{10}$ (P) ㎧ on all frequencies between 5 megahertz and X megahertz from the channel edge, and 55 + 10 $\log_{10}$ (P) ㎧ on all frequencies more than X megahertz from the channel edge, where X is the greater of 6 megahertz or the actual emission bandwidth as defined in paragraph (m)(6) of this section. In addition, the attenuation factor shall not be less that 43 + 10 $\log_{10}$ (P) ㎧ on all frequencies between 2 490.5 ㎒ and 2 496 ㎒ and 55 + 10 $\log_{10}$ (P) ㎧ at or below 2 490.5 ㎒. Mobile Satellite Service licensees operating on frequencies below 2 495 ㎒ may also submit a documented interference complaint against BRS licensees operating on channel BRS Channel 1 on the same terms and conditions as adjacent channel BRS or EBS licensees.

IC

- RSS-132 Issue 3

5.5, Mobile and base station equipment shall comply with the limits in (i) and (ii) below.

(i) In the first 1.0 ㎒ band immediately outside and adjacent to each of the sub-bands specified in Section 5.1, the power of emissions per any 1 % of the occupied bandwidth shall be attenuated (in ㎧) below the transmitter output power P (㎧ W) by at least 43 + 10 $\log_{10}$ p (watts).

(ii) After the first 1.0 ㎒ immediately outside and adjacent to each of the sub-bands, the power of emissions in any 100 ㎑ bandwidth shall be attenuated (in ㎧) below the transmitter output power P (㎧ W) by at least 43 + 10 $\log_{10}$ p (watts). If the measurement is performed using 1 % of the occupied bandwidth, power integration over 100 ㎑ is required.

- RSS-139 Issue 4

5.6, Unwanted emissions shall be measured in terms of average values.

For all equipment, the TRP or total conducted power (sum of conducted power across all antenna connectors) of the unwanted emissions outside the frequency block or frequency block group shall not exceed the limits shown in table 6.

Table 3: Unwanted emission limits

Offset from the edge of the frequency block or frequency block group	Unwanted emission lmit
1 ㎒	-13 ㎧m/(1% of OB)*
>1 ㎒	-13 ㎧m

* OB is the occupied bandwidth

- RSS-199 Issue 3

4.5, In the 1 ㎒ band immediately outside and adjacent to the channel edge, the unwanted emission power shall be measured with a resolution bandwidth of at least 1% of the occupied bandwidth for base station and fixed subscriber equipment, and 2% for mobile subscriber equipment. Beyond the 1 ㎒ band, a resolution bandwidth of 1 ㎒ shall be used. A narrower resolution bandwidth can be used, provided that the measured power is integrated over the full required measurement bandwidth of 1 ㎒, or 1% or 2% of the occupied bandwidth, as applicable.

Equipment shall comply with the following unwanted emission limits:

for base station and fixed subscriber equipment, the power of any unwanted emissions measured as above shall be attenuated (in ㏈) below the transmitter power, P (㏈ W), by at least 43 + 10 log10 p for mobile subscriber equipment, the power of any unwanted emissions measured as above shall be attenuated (in ㏈) below the transmitter power, P (㏈ W), by at least:

i. 40 + 10 log10 p from the channel edges to 5 ㎒ away
ii. 43 + 10 log10 p between 5 ㎒ and X ㎒ from the channel edges, and
iii. 55 + 10 log10 p at X ㎒ and beyond from the channel edges

In addition, the attenuation shall not be less than 43 + 10 log10 p on all frequencies between 2 490.5 ㎒ and 2 496 ㎒, and 55 + 10 log10 p at or below 2 490.5 ㎒.

In (a) and (b), p is the transmitter power measured in watts and X is 6 ㎒ or the equipment occupied bandwidth, whichever is greater.

7.2. Test Procedure

The test follows section 5.7 of ANSI C63.26-2015.

a. Span was set large enough so as to capture all out of band emissions near the band edge.
b. RBW ≥ 1 % of OBW
c. VBW ≥ 3 x RBW.
d. Detector = RMS.
e. Trace mode = Average.
f. Sweep time = Auto.
g. The trace was allowed to stabilize.
h. All path loss of frequency range was investigated and compensated to spectrum analyzer as TDF function.

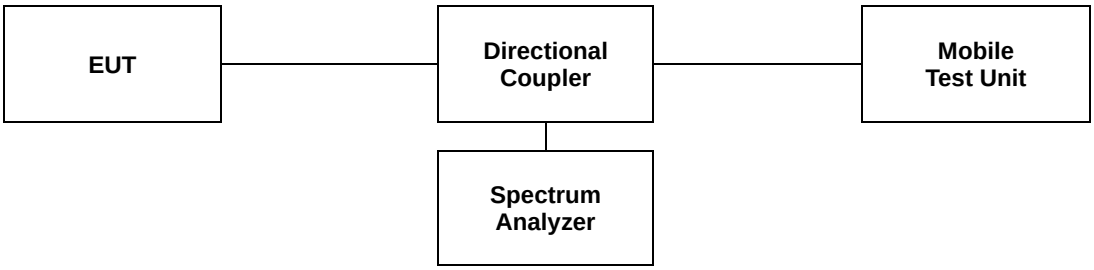

7.3. Test Results

Ambient temperature : (23 ± 1) ℃
Relative humidity : 47 % R.H.

- Test plots

ULCA_5B

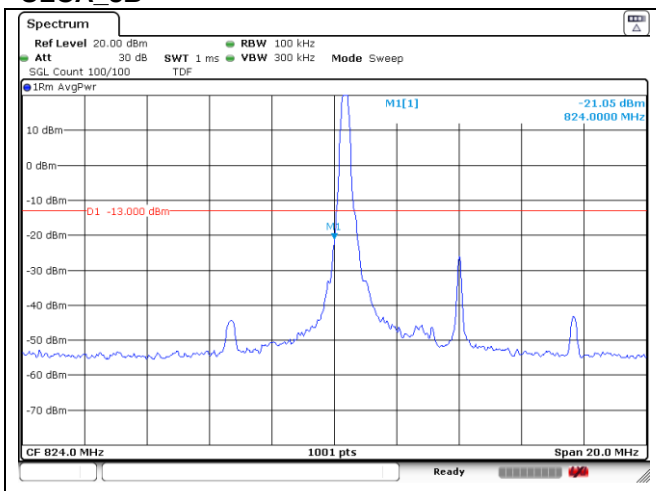

PCC 3 ㎒ + SCC 5 ㎒_QPSK-Low Channel – 1 RB

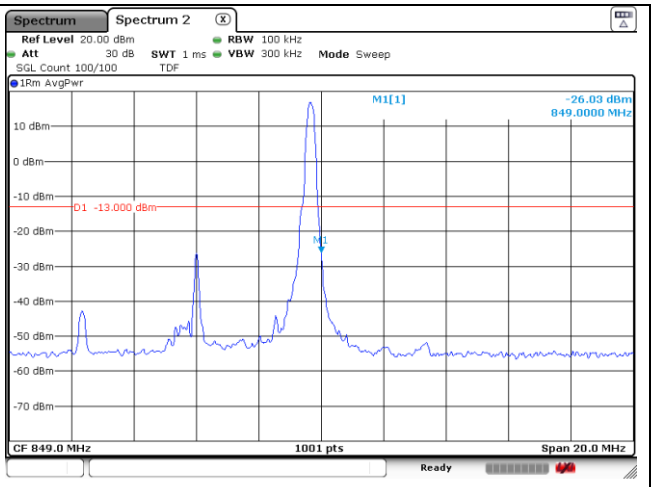

PCC 3 ㎒ + SCC 5 ㎒_QPSK-High Channel – 1 RB

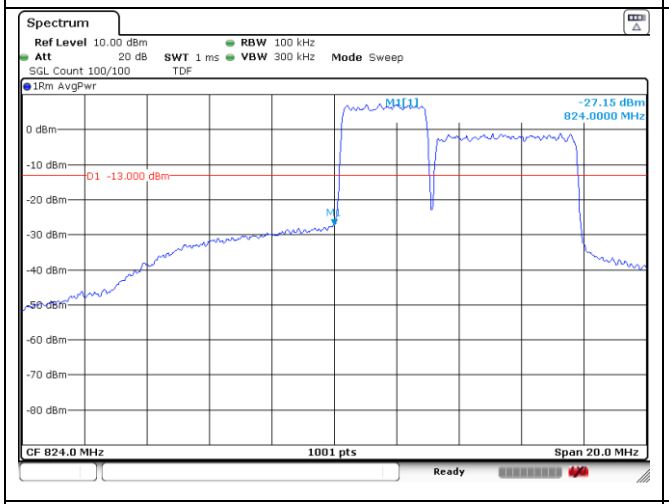

PCC 3 ㎒ + SCC 5 ㎒_QPSK-Low Channel – Full RB

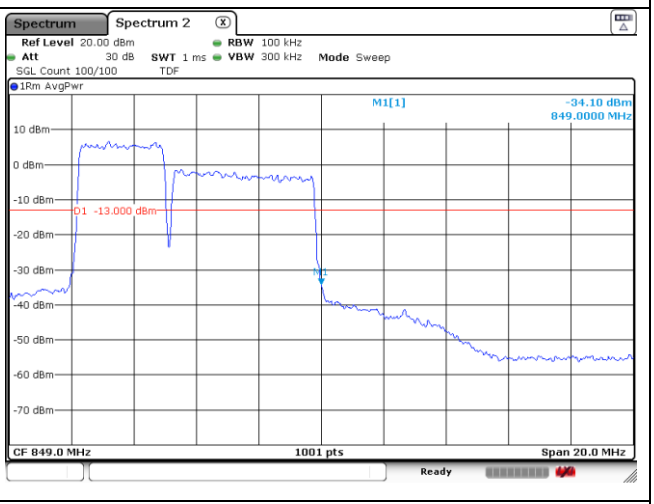

PCC 3 ㎒ + SCC 5 ㎒_QPSK-High Channel – Full RB

ULCA_5B

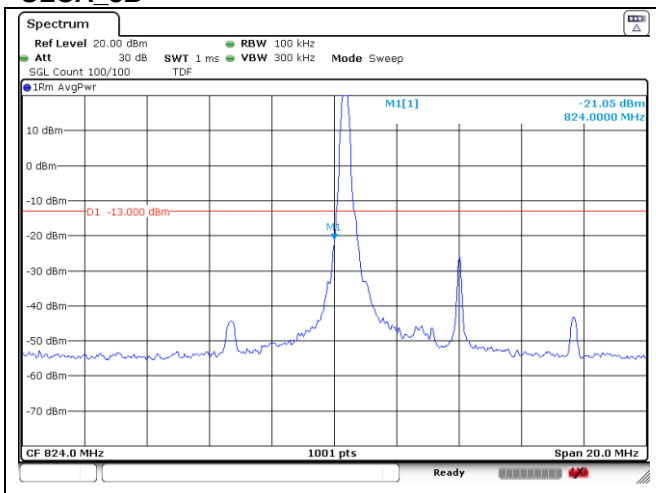

PCC 3 ㎒ + SCC 5 ㎒_16QAM -Low Channel – 1 RB

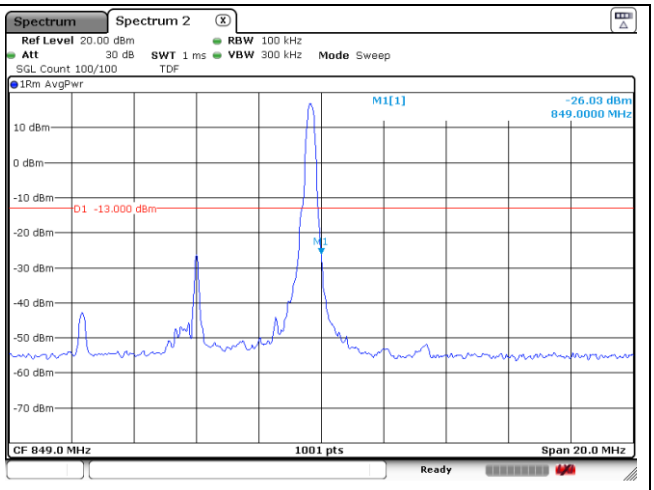

PCC 3 ㎒ + SCC 5 ㎒_16QAM -High Channel – 1 RB

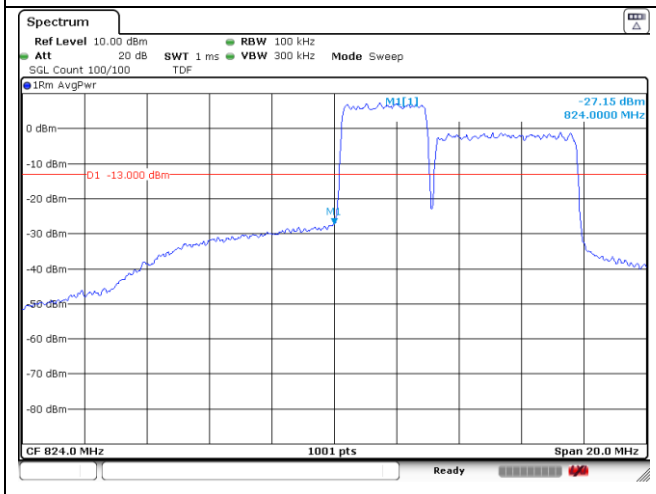

PCC 3 ㎒ + SCC 5 ㎒_16QAM-Low Channel – Full RB

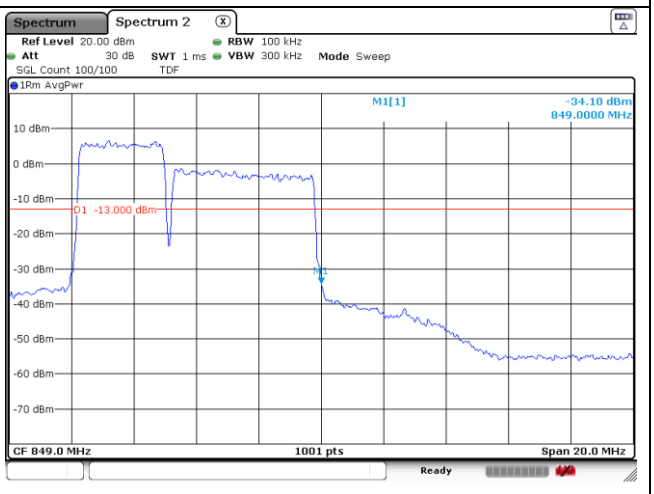

PCC 3 ㎒ + SCC 5 ㎒_16QAM-High Channel – Full RB

ULCA_5B

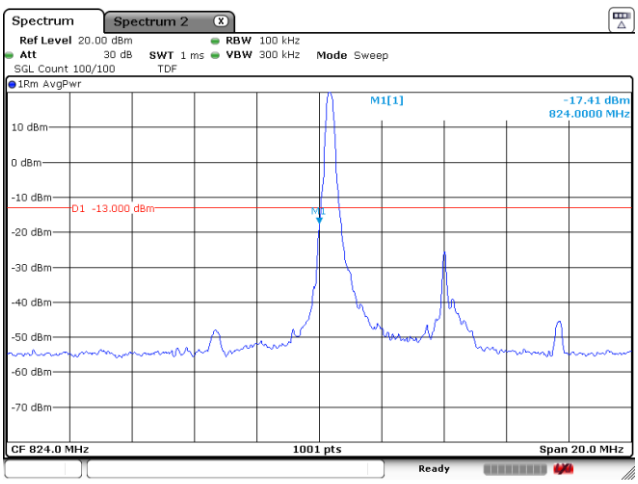

PCC 5 ㎒ + SCC 3 ㎒_QPSK-Low Channel – 1 RB

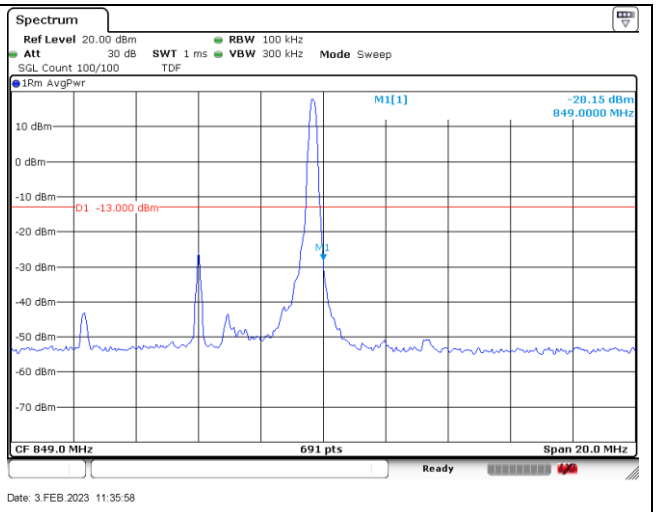

PCC 5 ㎒ + SCC 3 ㎒_QPSK-High Channel – 1 RB

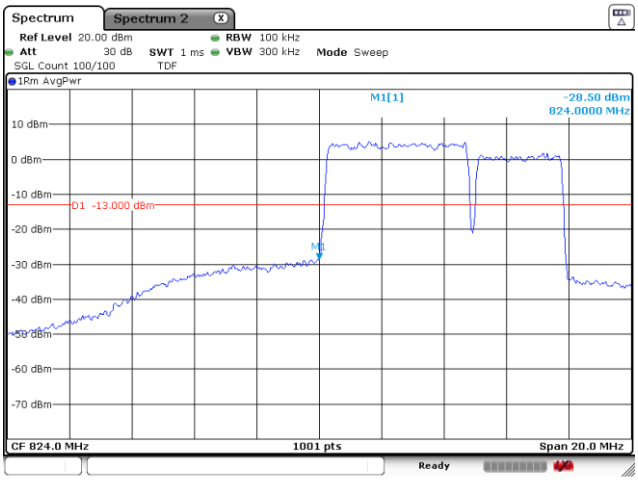

PCC 5 ㎒ + SCC 3 ㎒_QPSK-Low Channel – Full RB

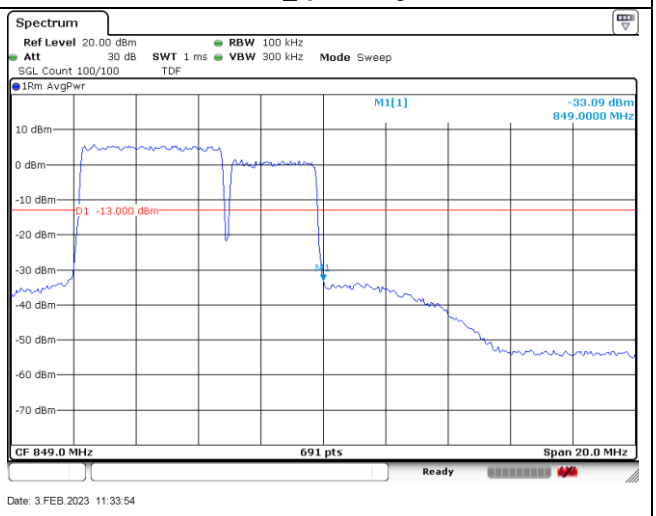

PCC 5 ㎒ + SCC 3 ㎒_QPSK-High Channel – Full RB

ULCA_5B

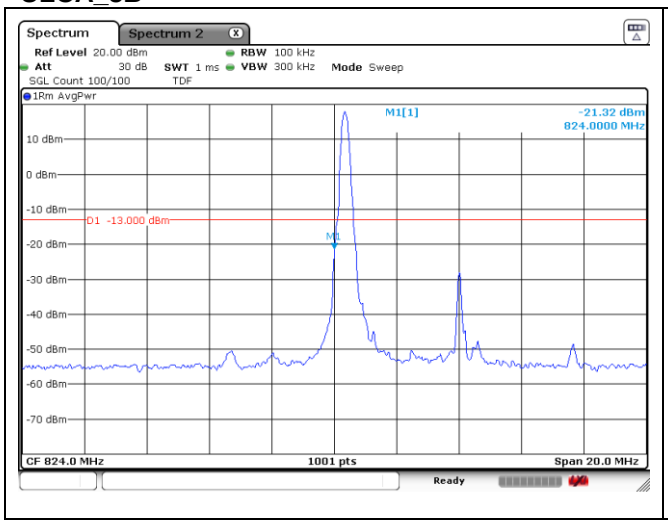

PCC 5 ㎒ + SCC 3 ㎒_16QAM-Low Channel – 1 RB

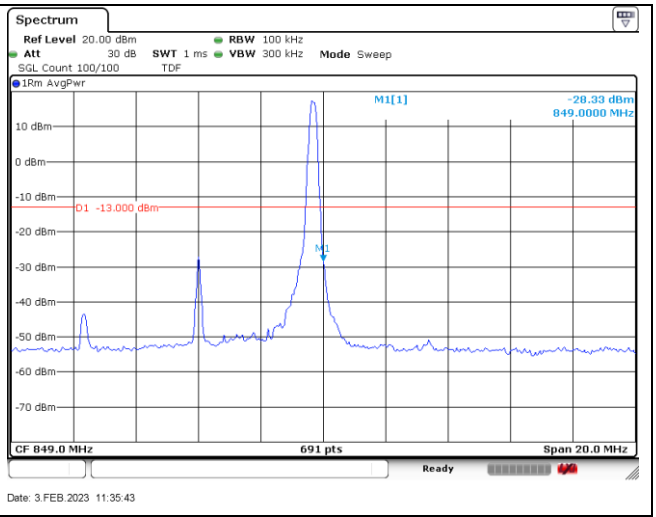

PCC 5 ㎒ + SCC 3 ㎒_16QAM-High Channel – 1 RB

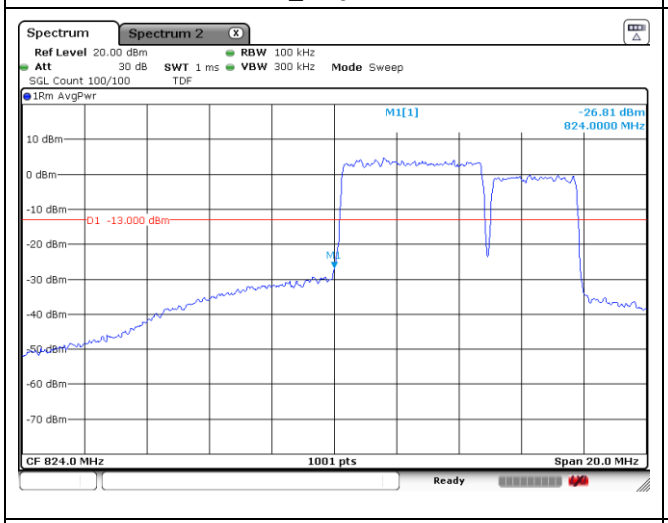

PCC 5 ㎒ + SCC 3 ㎒_16QAM-Low Channel – Full RB

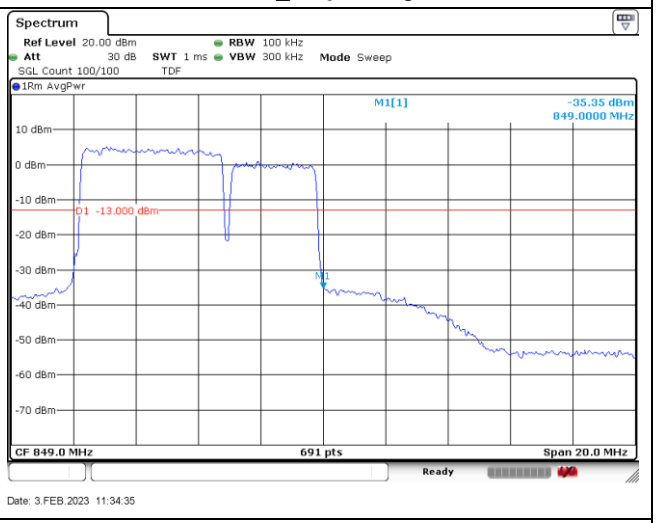

PCC 5 ㎒ + SCC 3 ㎒_16QAM-High Channel – Full RB

ULCA_5B

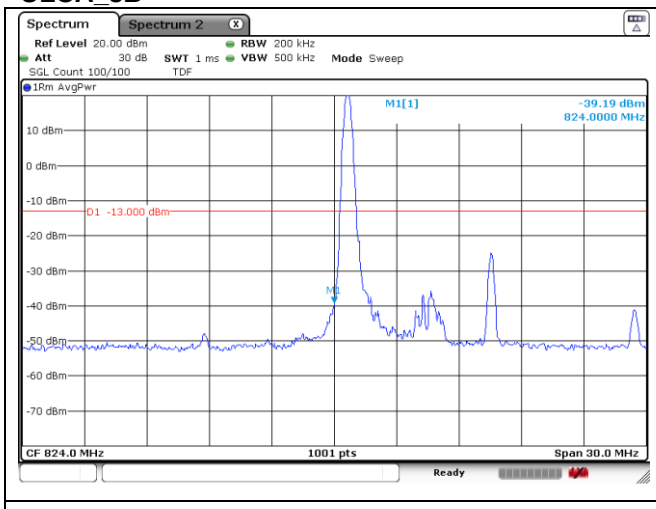

PCC 5 ㎒ + SCC 10 ㎒_QPSK-Low Channel – 1 RB

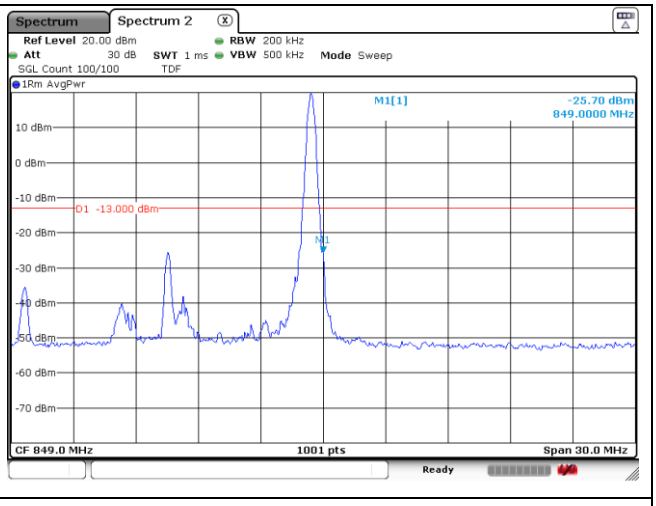

PCC 5 ㎒ + SCC 10 ㎒_QPSK-High Channel – 1 RB

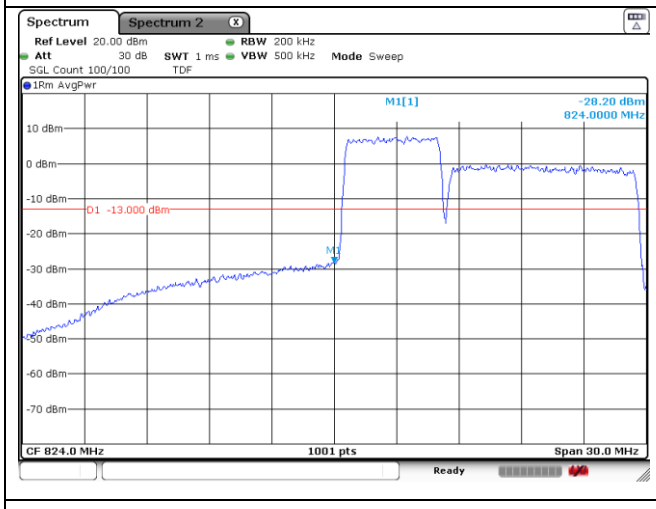

PCC 5 ㎒ + SCC 10 ㎒_QPSK-Low Channel – Full RB

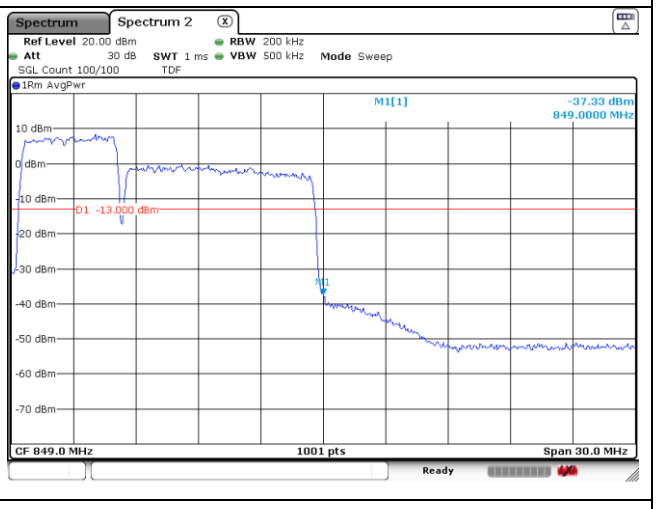

PCC 5 ㎒ + SCC 10 ㎒_QPSK-High Channel – Full RB

ULCA_5B

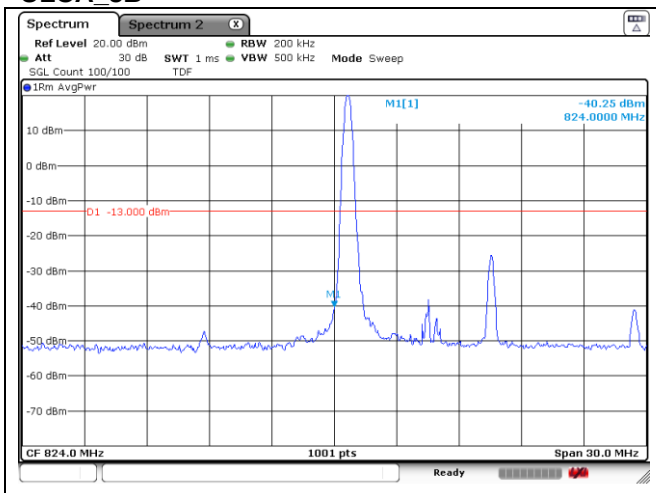

PCC 5 ㎒ + SCC 10 ㎒_16QAM-Low Channel – 1 RB

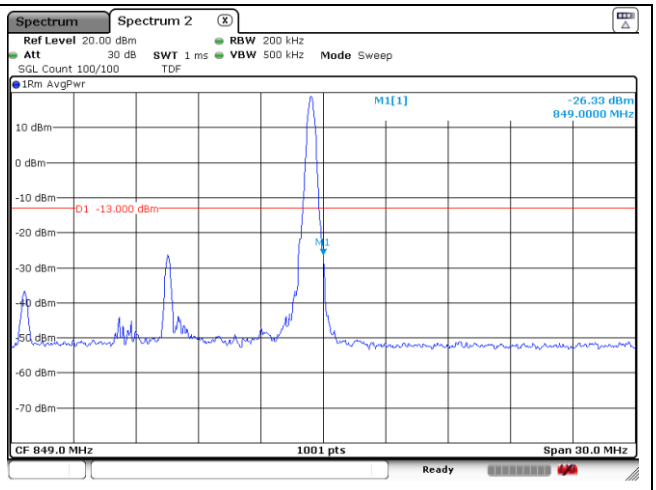

PCC 5 ㎒ + SCC 10 ㎒_16QAM-High Channel – 1 RB

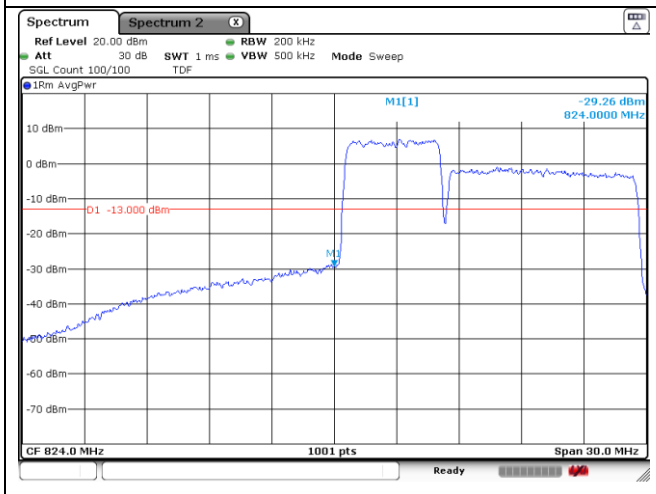

PCC 5 ㎒ + SCC 10 ㎒_16QAM-Low Channel – Full RB

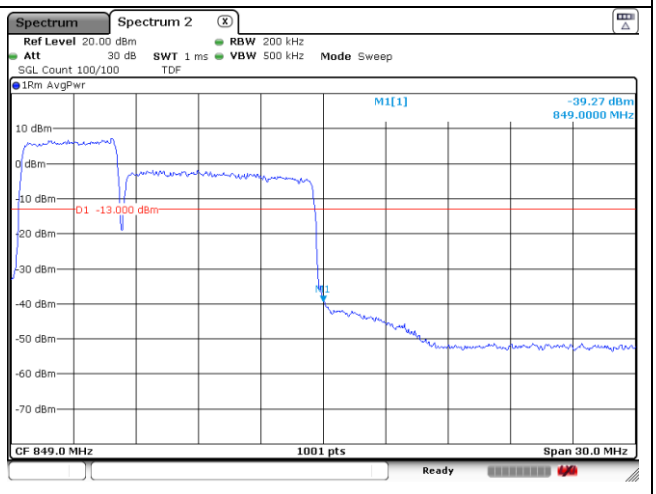

PCC 5 ㎒ + SCC 10 ㎒_16QAM-High Channel – Full RB

ULCA_5B

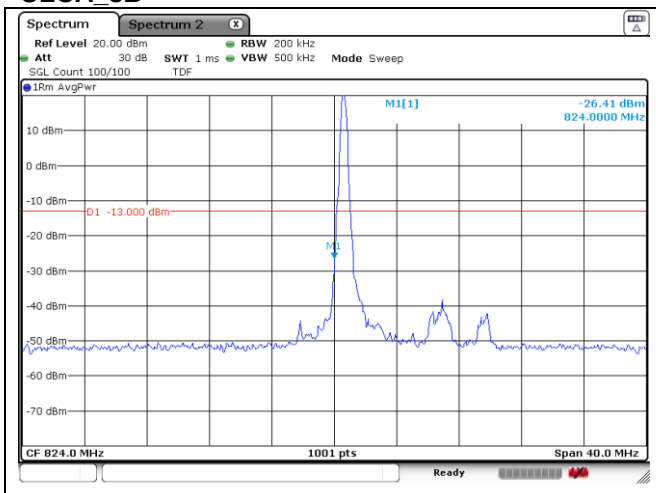

PCC 10 ㎒ + SCC 10 ㎒_QPSK-Low Channel – 1 RB

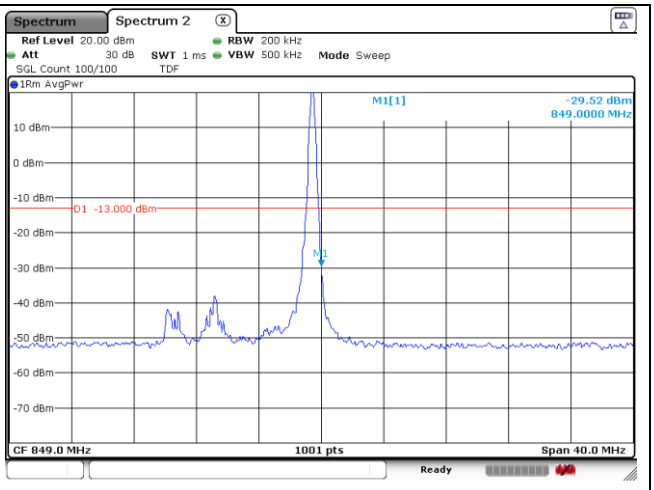

PCC 10 ㎒ + SCC 10 ㎒_QPSK-High Channel – 1 RB

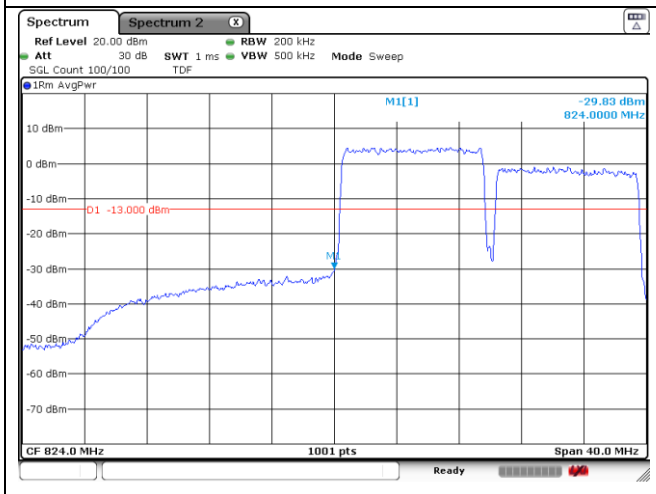

PCC 10 ㎒ + SCC 10 ㎒_QPSK-Low Channel – Full RB

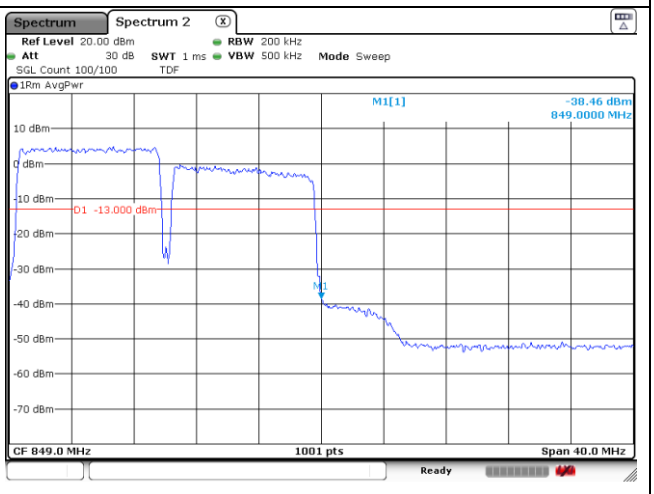

PCC 10 ㎒ + SCC 10 ㎒_QPSK-High Channel – Full RB

ULCA_5B

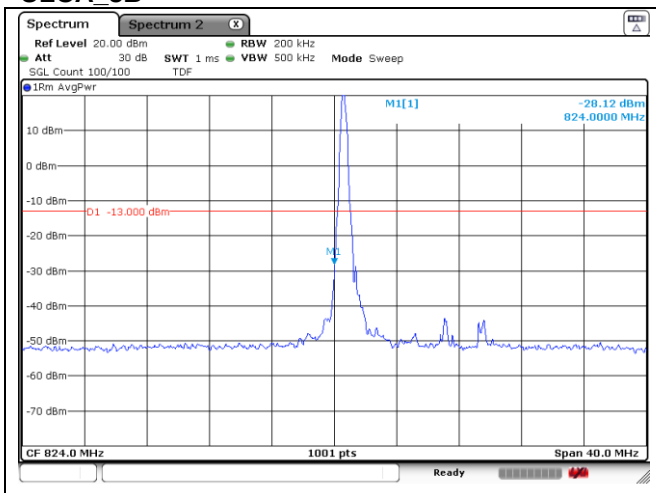

PCC 10 ㎒ + SCC 10 ㎒_16QAM-Low Channel – 1 RB

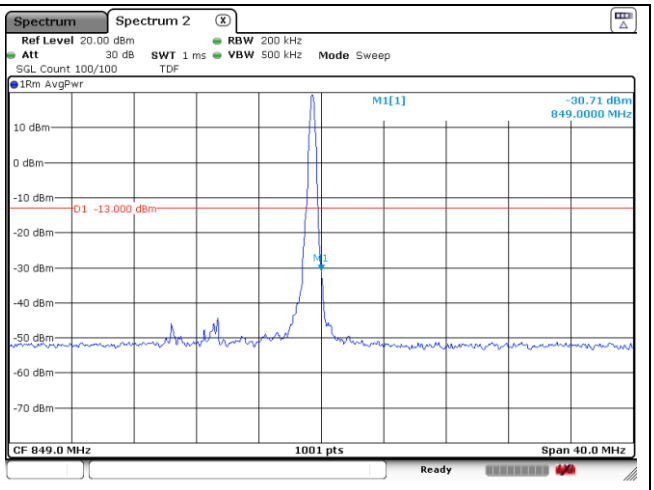

PCC 10 ㎒ + SCC 10 ㎒_16QAM-High Channel – 1 RB

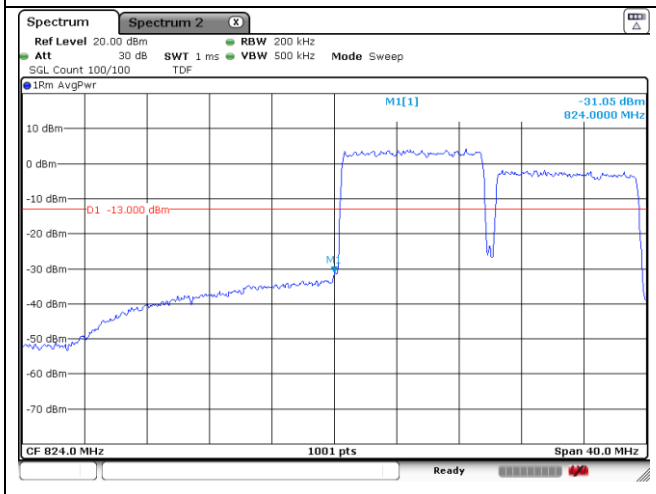

PCC 10 ㎒ + SCC 10 ㎒_16QAM-Low Channel – Full RB

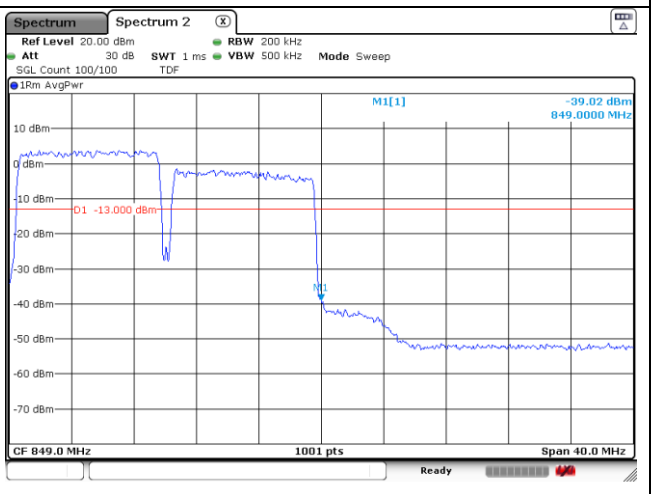

PCC 10 ㎒ + SCC 10 ㎒_16QAM-High Channel – Full RB

ULCA_7C

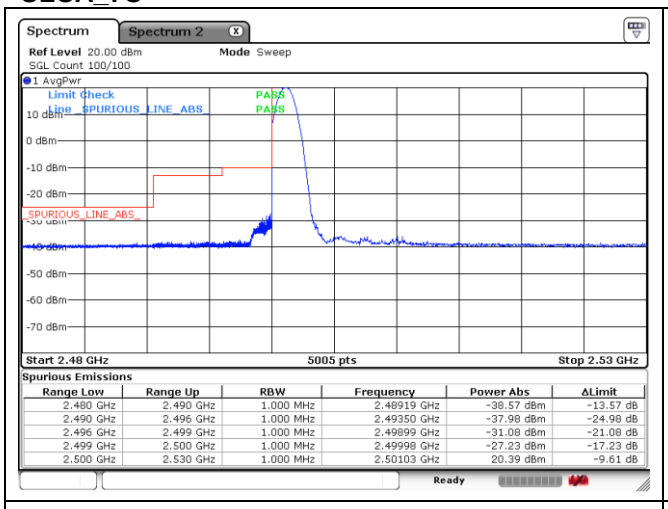

PCC 10 ㎒ + SCC 20 ㎒_QPSK-Low Channel – 1 RB

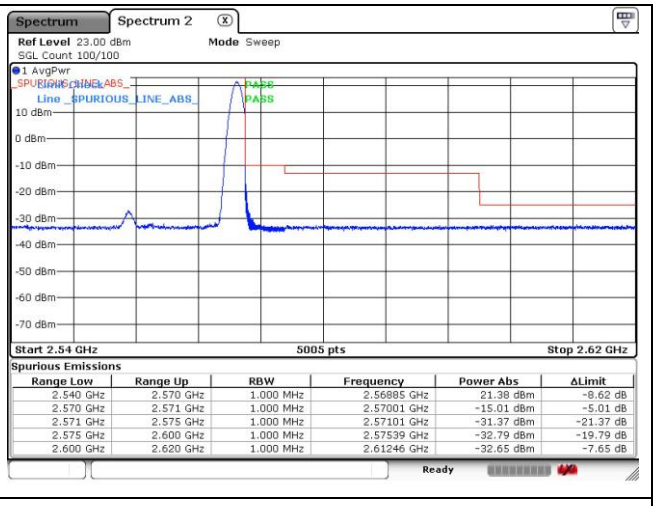

PCC 10 ㎒ + SCC 20 ㎒_QPSK-High Channel – 1 RB

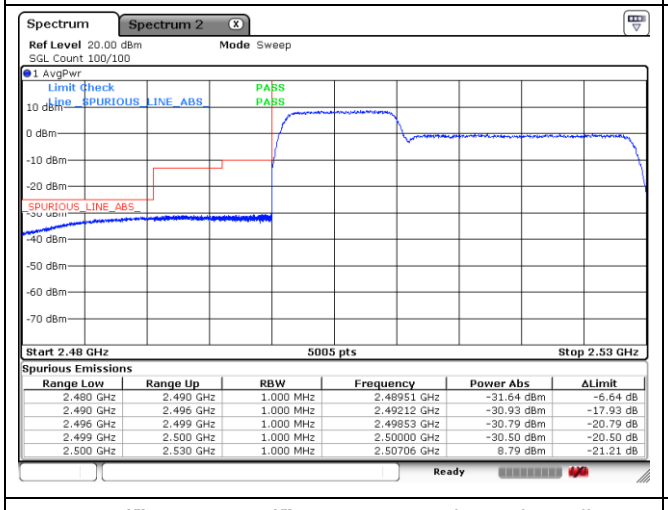

PCC 10 ㎒ + SCC 20 ㎒_QPSK-Low Channel – Full RB

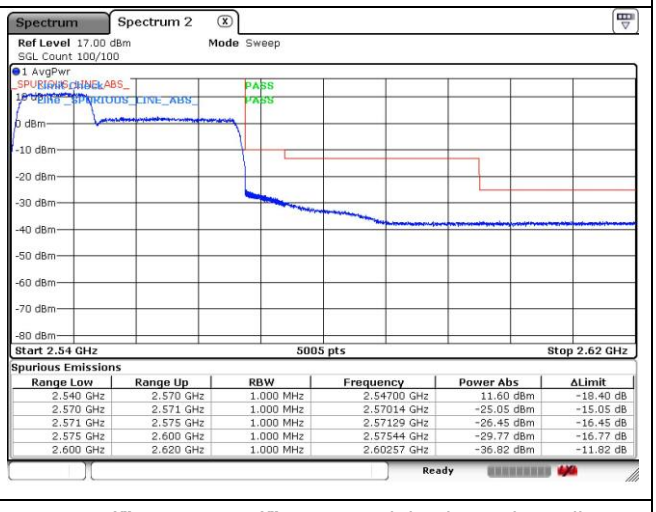

PCC 10 ㎒ + SCC 20 ㎒_QPSK-High Channel – Full RB

ULCA_7C

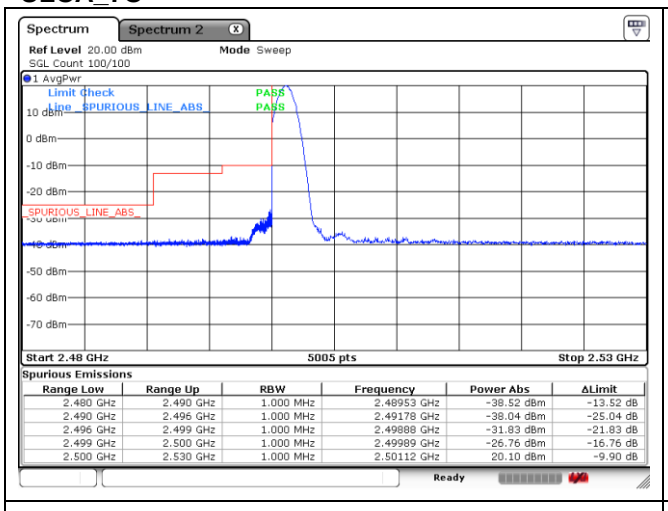

PCC 10 ㎒ + SCC 20 ㎒_16QAM-Low Channel – 1 RB

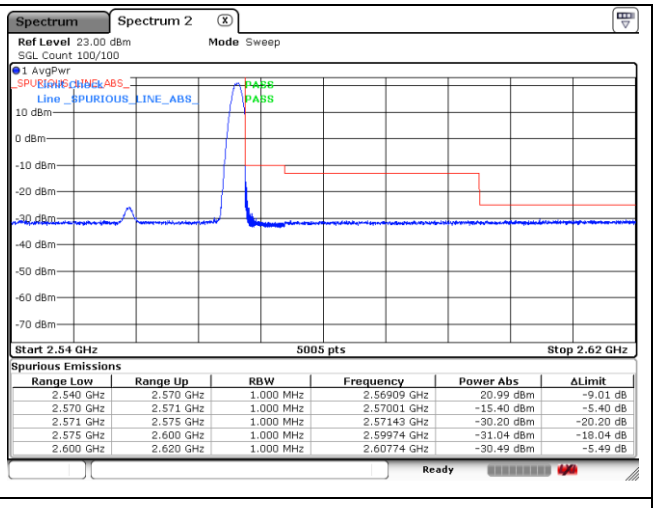

PCC 10 ㎒ + SCC 20 ㎒_16QAM-High Channel – 1 RB

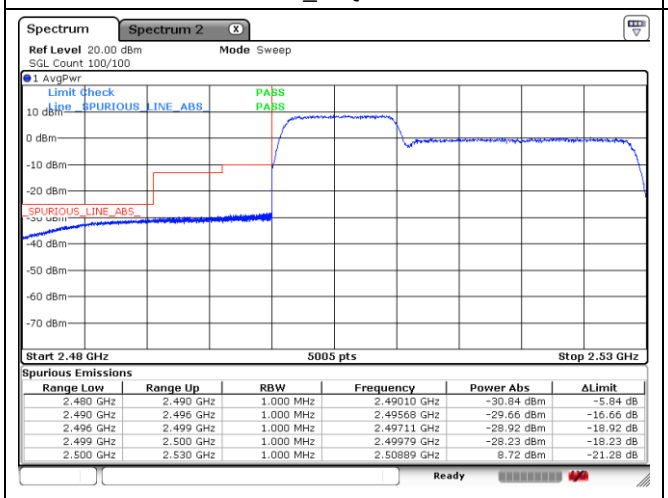

PCC 10 ㎒ + SCC 20 ㎒_16QAM-Low Channel – Full RB

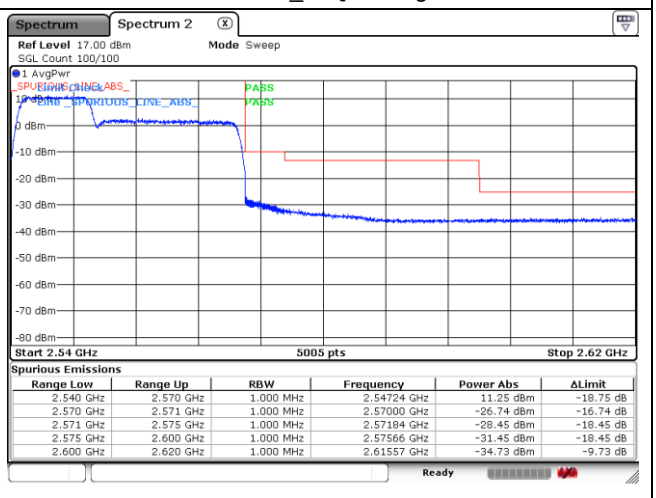

PCC 10 ㎒ + SCC 20 ㎒_16QAM-High Channel – Full RB

ULCA_7C

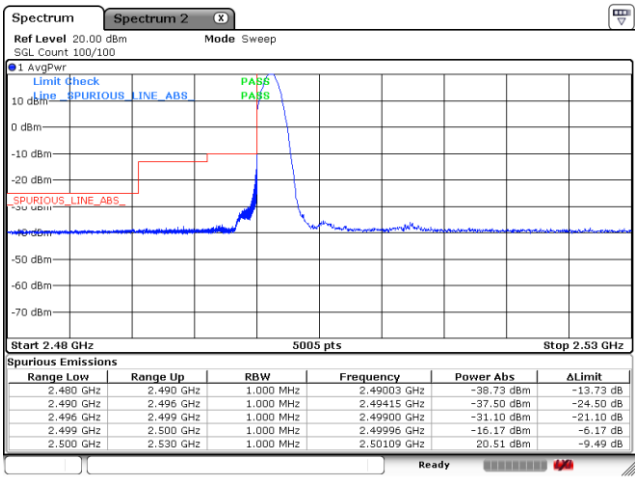

PCC 20 ㎒ + SCC 10 ㎒_QPSK-Low Channel – 1 RB

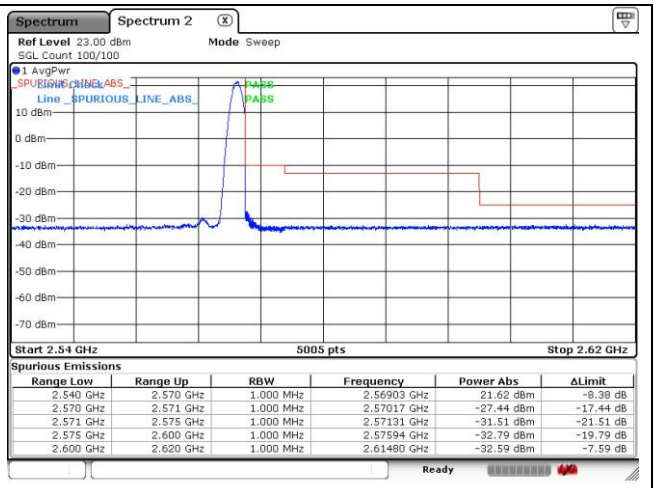

PCC 20 ㎒ + SCC 10 ㎒_QPSK-High Channel – 1 RB

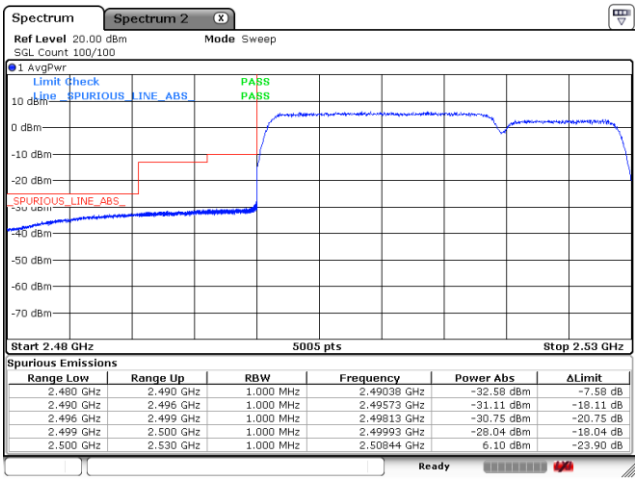

PCC 20 ㎒ + SCC 10 ㎒_QPSK-Low Channel – Full RB

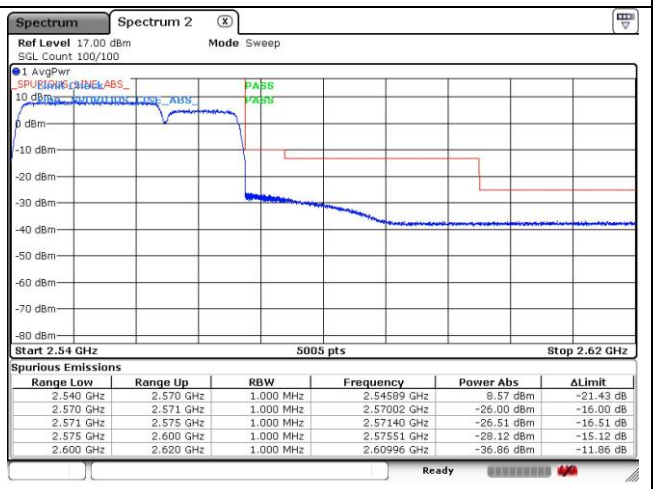

PCC 20 ㎒ + SCC 10 ㎒_QPSK-High Channel – Full RB

ULCA_7C

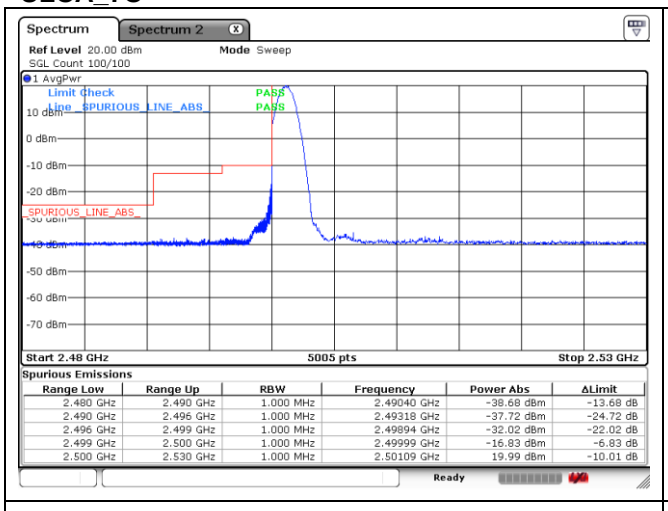

PCC 20 ㎒ + SCC 10 ㎒_16QAM-Low Channel – 1 RB

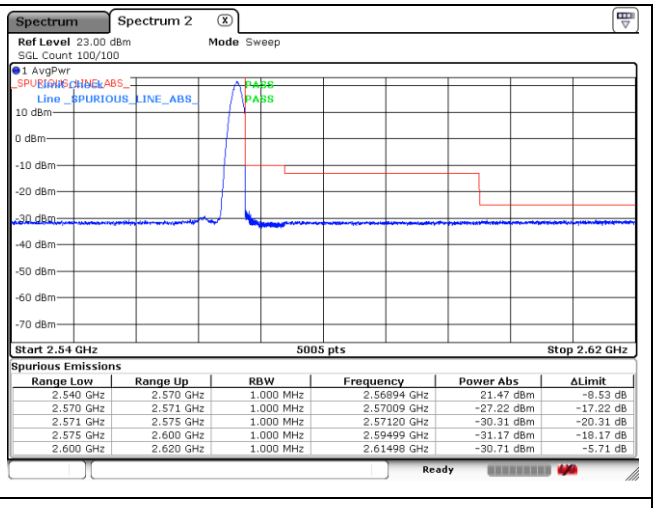

PCC 20 ㎒ + SCC 10 ㎒_16QAM-High Channel – 1 RB

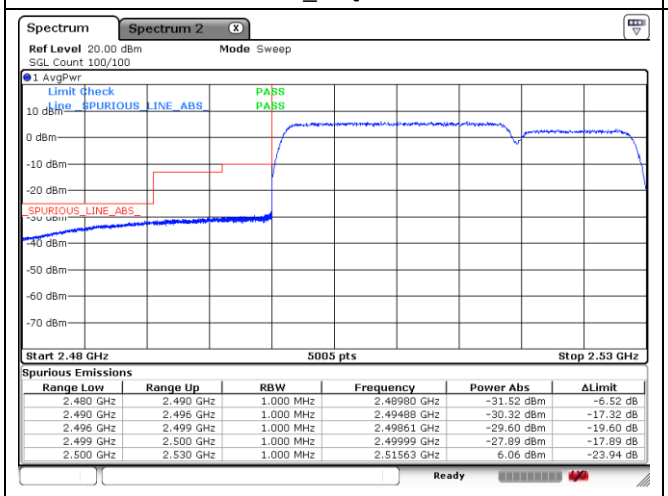

PCC 20 ㎒ + SCC 10 ㎒_16QAM-Low Channel – Full RB

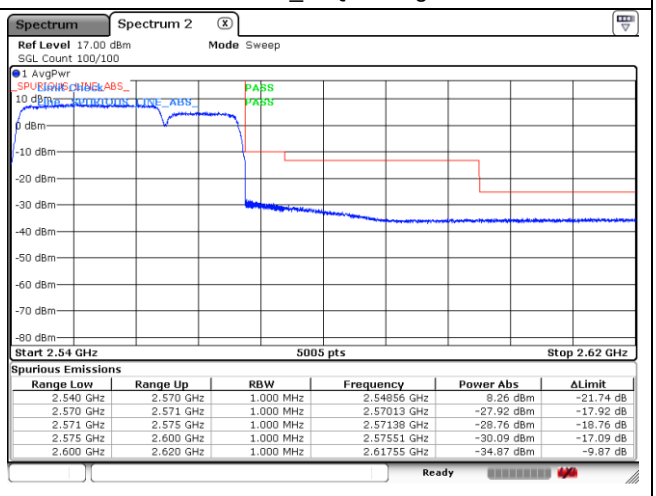

PCC 20 ㎒ + SCC 10 ㎒_16QAM-High Channel – Full RB

ULCA_7C

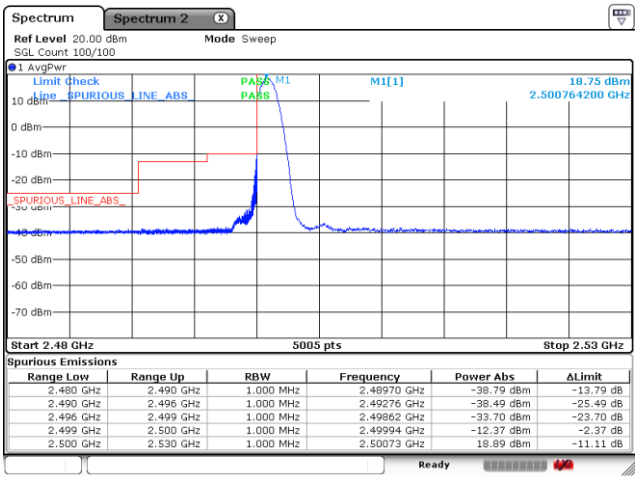

Spurious Emissions

Range Low	Range Up	RBW	Frequency	Power Abs	ΔLimit
2.480 GHz	2.490 GHz	1.000 MHz	2.48970 GHz	-38.79 dBm	-13.79 dB
2.490 GHz	2.496 GHz	1.000 MHz	2.49276 GHz	-38.49 dBm	-25.49 dB
2.496 GHz	2.499 GHz	1.000 MHz	2.49862 GHz	-33.70 dBm	-23.70 dB
2.499 GHz	2.500 GHz	1.000 MHz	2.49994 GHz	-12.37 dBm	-2.37 dB
2.500 GHz	2.530 GHz	1.000 MHz	2.50073 GHz	18.89 dBm	-11.11 dB

PCC 15 ㎒ + SCC 15 ㎒_QPSK-Low Channel – 1 RB

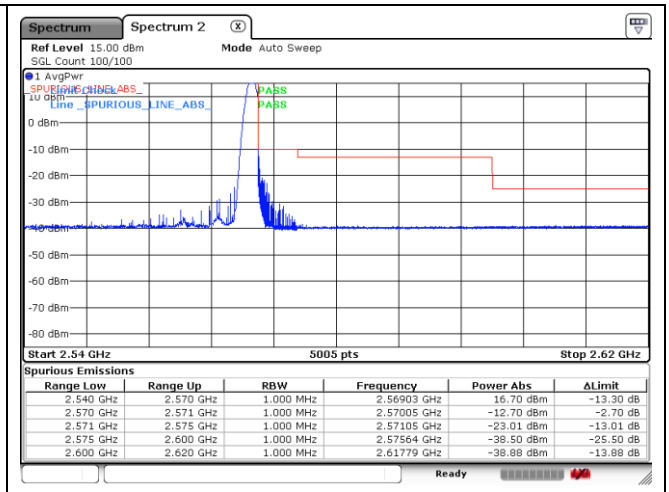

Spurious Emissions

Range Low	Range Up	RBW	Frequency	Power Abs	ΔLimit
2.540 GHz	2.570 GHz	1.000 MHz	2.56903 GHz	16.70 dBm	-13.30 dB
2.570 GHz	2.571 GHz	1.000 MHz	2.57005 GHz	-12.70 dBm	-2.70 dB
2.571 GHz	2.575 GHz	1.000 MHz	2.57105 GHz	-23.01 dBm	-13.01 dB
2.575 GHz	2.600 GHz	1.000 MHz	2.57564 GHz	-38.50 dBm	-25.50 dB
2.600 GHz	2.620 GHz	1.000 MHz	2.61779 GHz	-38.88 dBm	-13.88 dB

PCC 15 ㎒ + SCC 15 ㎒_QPSK-High Channel – 1 RB

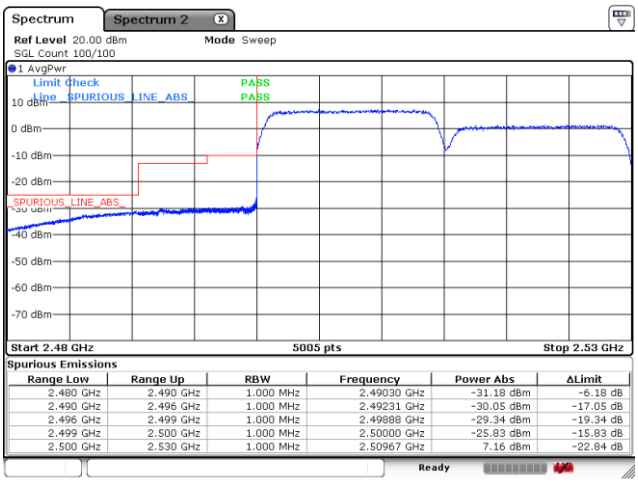

Spurious Emissions

Range Low	Range Up	RBW	Frequency	Power Abs	ΔLimit
2.480 GHz	2.490 GHz	1.000 MHz	2.49030 GHz	-31.18 dBm	-6.18 dB
2.490 GHz	2.496 GHz	1.000 MHz	2.49231 GHz	-30.05 dBm	-17.05 dB
2.496 GHz	2.499 GHz	1.000 MHz	2.49888 GHz	-29.34 dBm	-19.34 dB
2.499 GHz	2.500 GHz	1.000 MHz	2.50000 GHz	-25.83 dBm	-15.83 dB
2.500 GHz	2.530 GHz	1.000 MHz	2.50967 GHz	7.16 dBm	-22.84 dB

PCC 15 ㎒ + SCC 15 ㎒_QPSK-Low Channel – Full RB

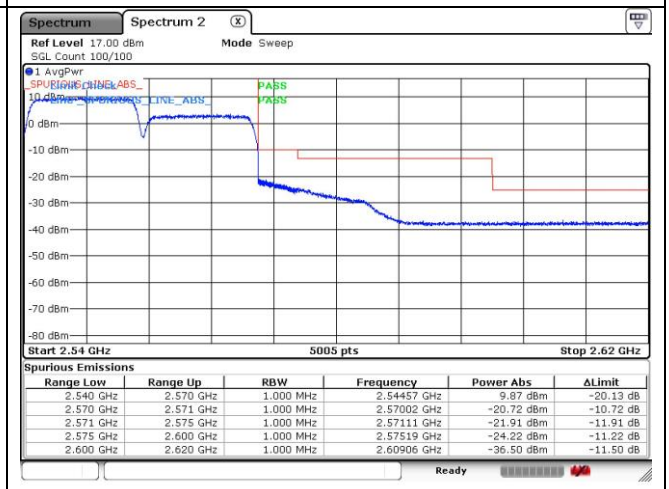

Spurious Emissions

Range Low	Range Up	RBW	Frequency	Power Abs	ΔLimit
2.540 GHz	2.570 GHz	1.000 MHz	2.54457 GHz	9.87 dBm	-20.13 dB
2.570 GHz	2.571 GHz	1.000 MHz	2.57002 GHz	-20.72 dBm	-10.72 dB
2.571 GHz	2.575 GHz	1.000 MHz	2.57111 GHz	-21.91 dBm	-11.91 dB
2.575 GHz	2.600 GHz	1.000 MHz	2.57519 GHz	-24.22 dBm	-11.22 dB
2.600 GHz	2.620 GHz	1.000 MHz	2.60906 GHz	-36.50 dBm	-11.50 dB

PCC 15 ㎒ + SCC 15 ㎒_QPSK-High Channel – Full RB

ULCA_7C

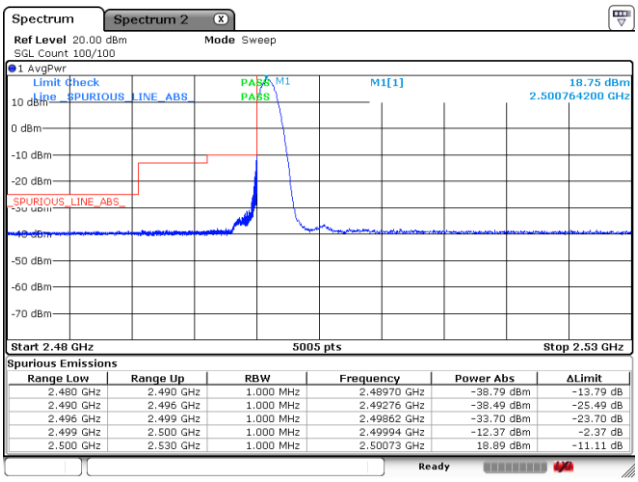

PCC 15 ㎒ + SCC 15 ㎒_16QAM-Low Channel – 1 RB

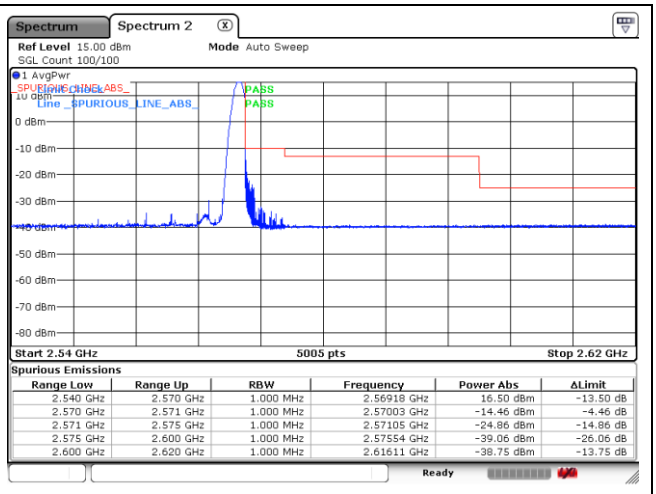

PCC 15 ㎒ + SCC 15 ㎒_16QAM-High Channel – 1 RB

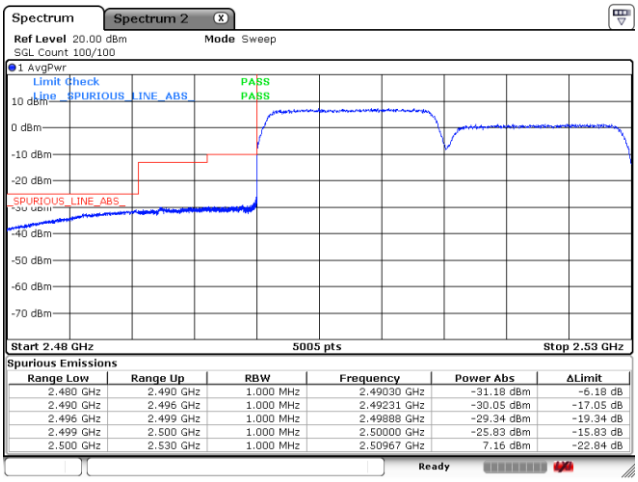

PCC 15 ㎒ + SCC 15 ㎒_16QAM-Low Channel – Full RB

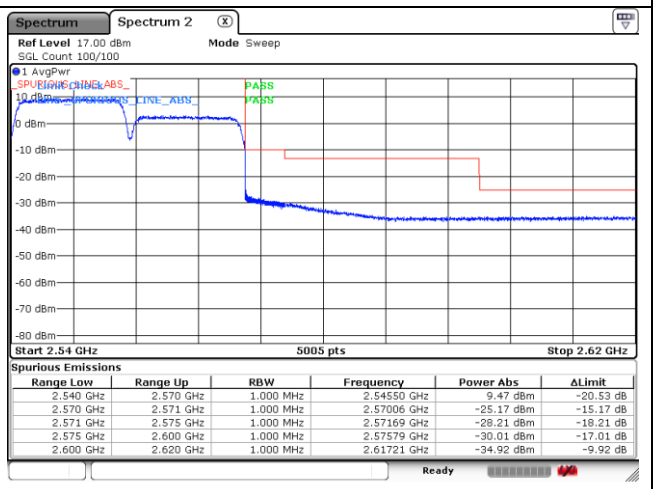

PCC 15 ㎒ + SCC 15 ㎒_16QAM-High Channel – Full RB

ULCA_7C

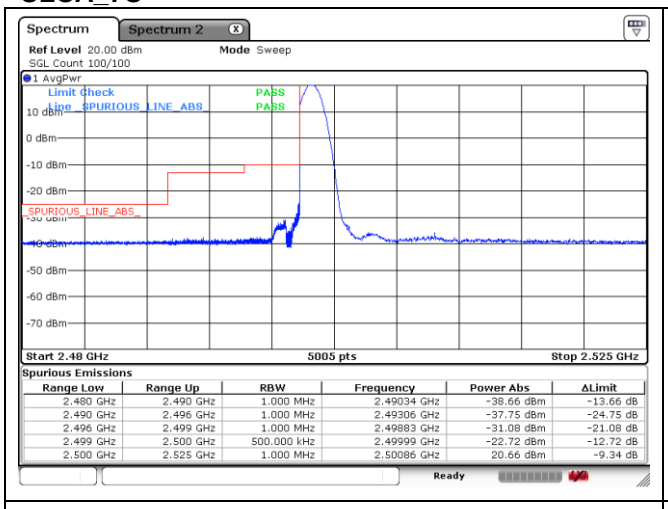

PCC 15 ㎒ + SCC 10 ㎒_QPSK-Low Channel – 1 RB

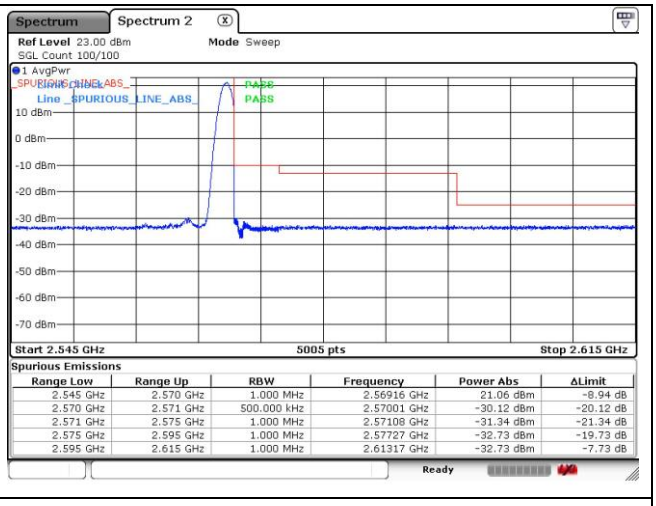

PCC 15 ㎒ + SCC 10 ㎒_QPSK-High Channel – 1 RB

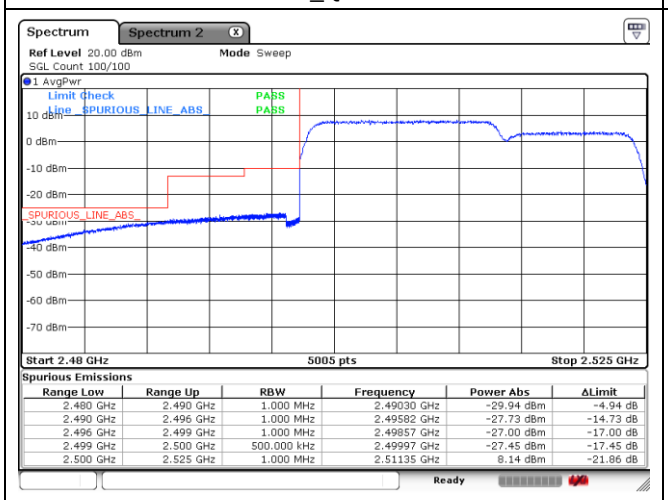

PCC 15 ㎒ + SCC 10 ㎒_QPSK-Low Channel – Full RB

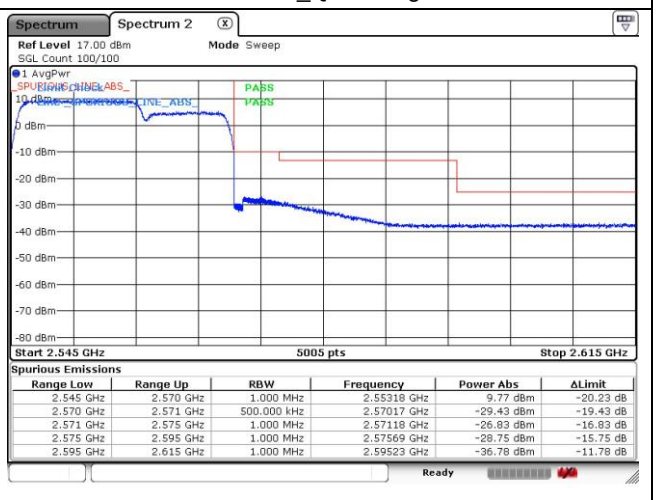

PCC 15 ㎒ + SCC 10 ㎒_QPSK-High Channel – Full RB

ULCA_7C

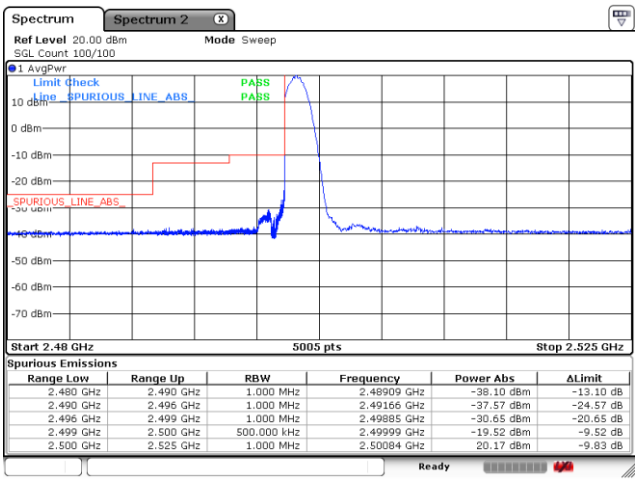

PCC 15 ㎒ + SCC 10 ㎒_16QAM-Low Channel – 1 RB

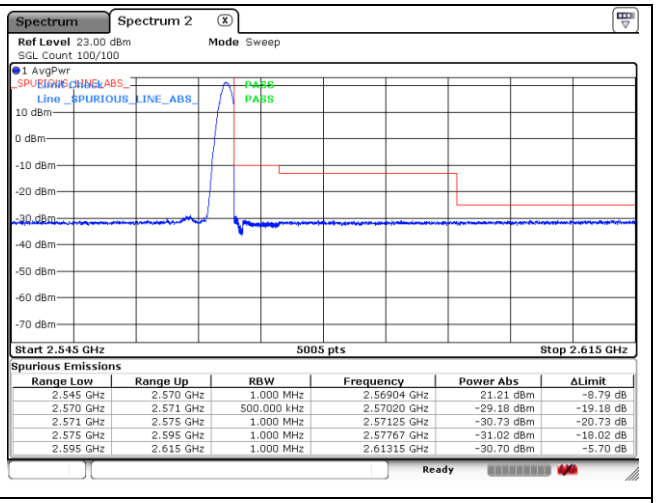

PCC 15 ㎒ + SCC 10 ㎒_16QAM-High Channel – 1 RB

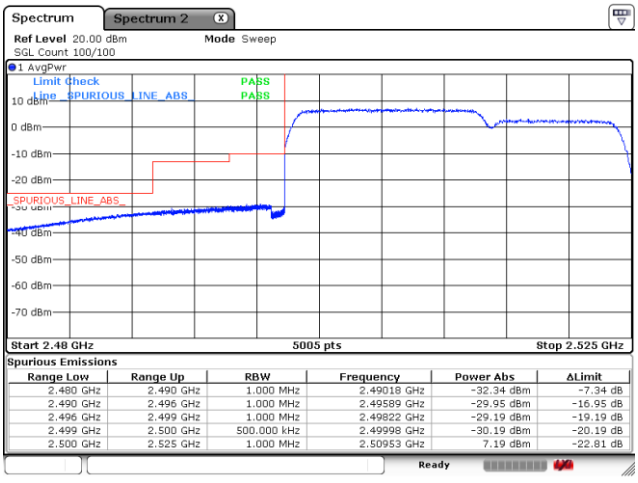

PCC 15 ㎒ + SCC 10 ㎒_16QAM-Low Channel – Full RB

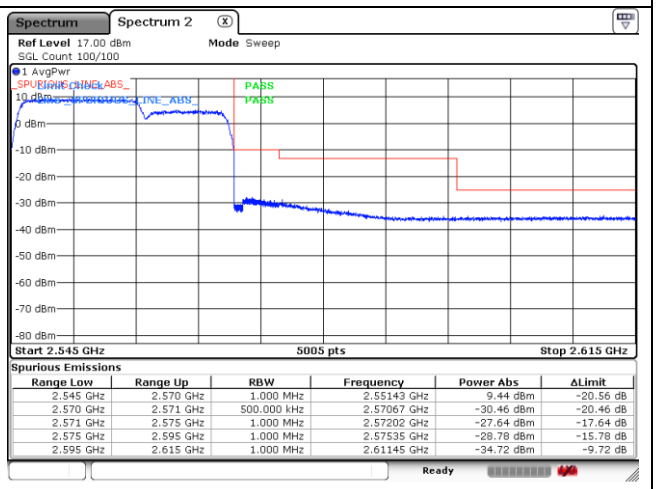

PCC 15 ㎒ + SCC 10 ㎒_16QAM-High Channel – Full RB

ULCA_7C

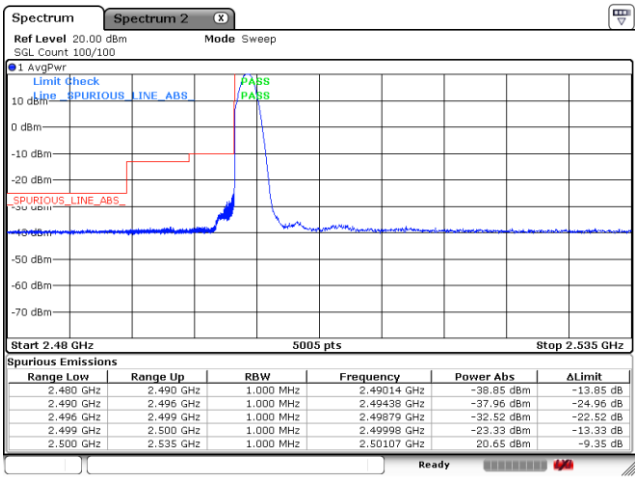

Spurious Emissions

Range Low	Range Up	RBW	Frequency	Power Abs	ΔLimit
2.480 GHz	2.490 GHz	1.000 MHz	2.49014 GHz	-38.85 dBm	-13.85 dB
2.490 GHz	2.496 GHz	1.000 MHz	2.49438 GHz	-37.96 dBm	-24.96 dB
2.496 GHz	2.499 GHz	1.000 MHz	2.49879 GHz	-32.52 dBm	-22.52 dB
2.499 GHz	2.500 GHz	1.000 MHz	2.49998 GHz	-23.33 dBm	-13.33 dB
2.500 GHz	2.535 GHz	1.000 MHz	2.50107 GHz	20.65 dBm	-9.35 dB

PCC 15 ㎒ + SCC 20 ㎒_QPSK-Low Channel – 1 RB

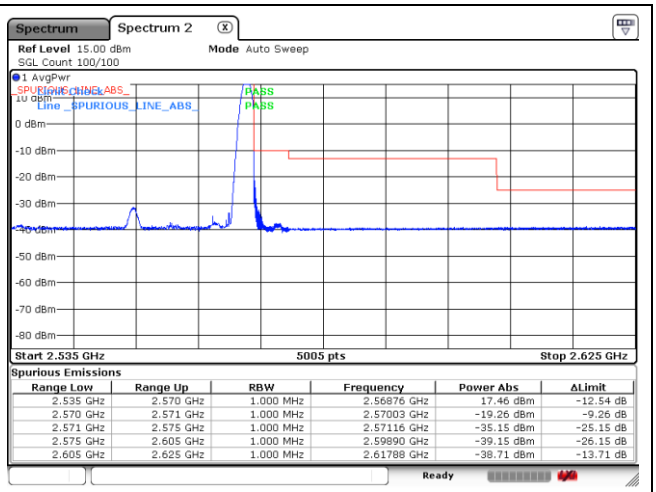

Spurious Emissions

Range Low	Range Up	RBW	Frequency	Power Abs	ΔLimit
2.535 GHz	2.570 GHz	1.000 MHz	2.56876 GHz	17.46 dBm	-12.54 dB
2.570 GHz	2.571 GHz	1.000 MHz	2.57003 GHz	-19.26 dBm	-9.26 dB
2.571 GHz	2.575 GHz	1.000 MHz	2.57116 GHz	-35.15 dBm	-25.15 dB
2.575 GHz	2.605 GHz	1.000 MHz	2.59890 GHz	-39.15 dBm	-26.15 dB
2.605 GHz	2.625 GHz	1.000 MHz	2.61788 GHz	-38.71 dBm	-13.71 dB

PCC 15 ㎒ + SCC 20 ㎒_QPSK-High Channel – 1 RB

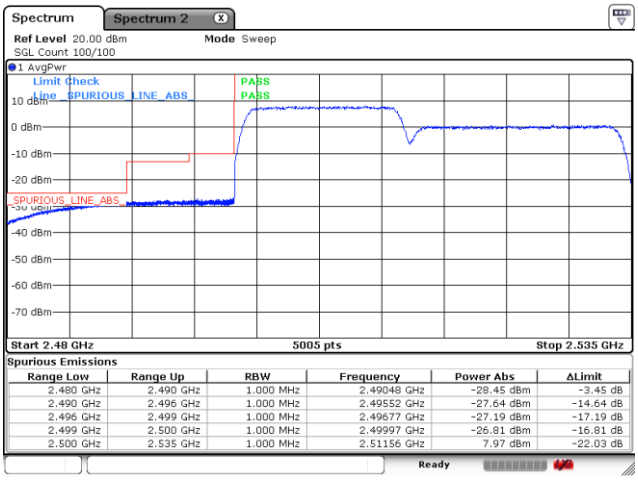

Spurious Emissions

Range Low	Range Up	RBW	Frequency	Power Abs	ΔLimit
2.480 GHz	2.490 GHz	1.000 MHz	2.49048 GHz	-28.45 dBm	-3.45 dB
2.490 GHz	2.496 GHz	1.000 MHz	2.49552 GHz	-27.64 dBm	-14.64 dB
2.496 GHz	2.499 GHz	1.000 MHz	2.49677 GHz	-27.19 dBm	-17.19 dB
2.499 GHz	2.500 GHz	1.000 MHz	2.49997 GHz	-26.81 dBm	-16.81 dB
2.500 GHz	2.535 GHz	1.000 MHz	2.51156 GHz	7.97 dBm	-22.03 dB

PCC 15 ㎒ + SCC 20 ㎒_QPSK-Low Channel – Full RB

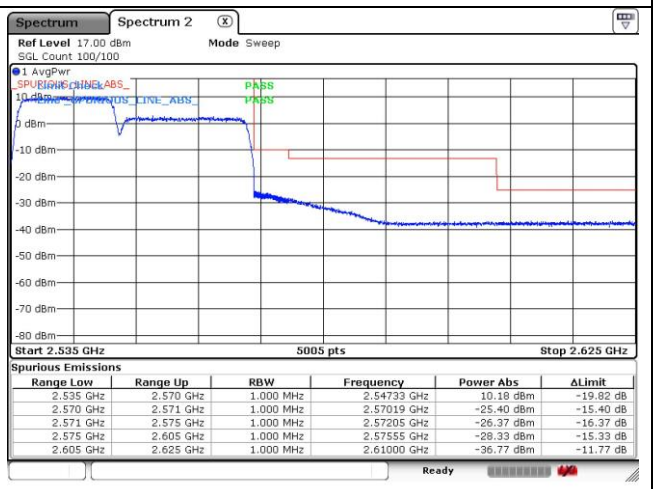

Spurious Emissions

Range Low	Range Up	RBW	Frequency	Power Abs	ΔLimit
2.535 GHz	2.570 GHz	1.000 MHz	2.54733 GHz	10.18 dBm	-19.82 dB
2.570 GHz	2.571 GHz	1.000 MHz	2.57019 GHz	-25.40 dBm	-15.40 dB
2.571 GHz	2.575 GHz	1.000 MHz	2.57205 GHz	-26.37 dBm	-16.37 dB
2.575 GHz	2.605 GHz	1.000 MHz	2.57555 GHz	-28.33 dBm	-15.33 dB
2.605 GHz	2.625 GHz	1.000 MHz	2.61000 GHz	-36.77 dBm	-11.77 dB

PCC 15 ㎒ + SCC 20 ㎒_QPSK-High Channel – Full RB

ULCA_7C

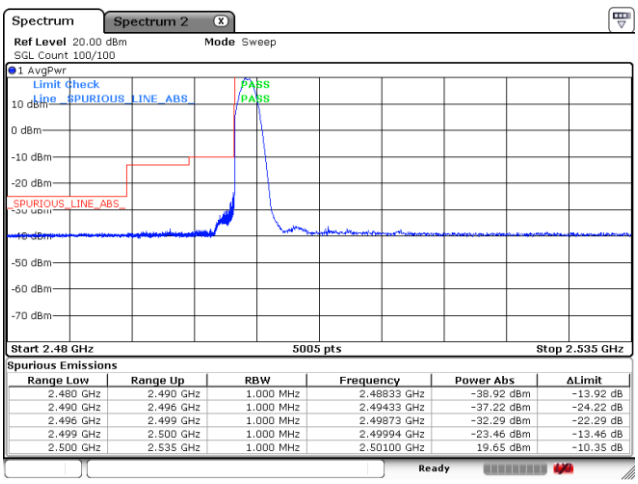

PCC 15 ㎒ + SCC 20 ㎒_16QAM-Low Channel – 1 RB

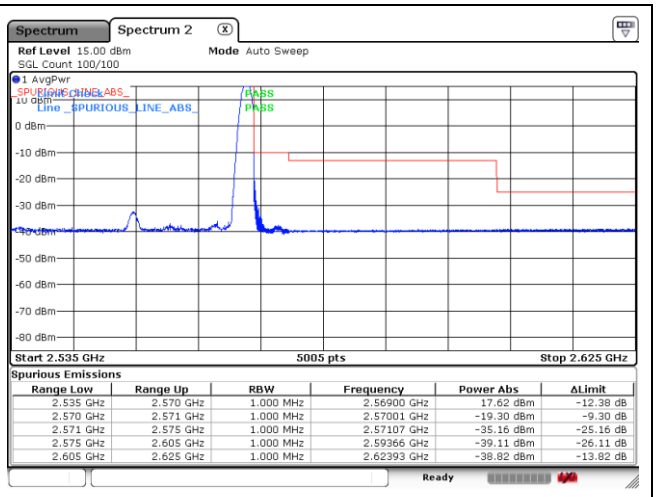

PCC 15 ㎒ + SCC 20 ㎒_16QAM-High Channel – 1 RB

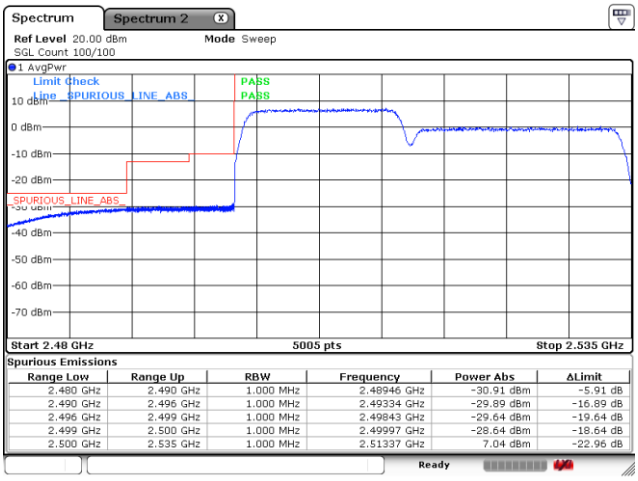

PCC 15 ㎒ + SCC 20 ㎒_16QAM-Low Channel – Full RB

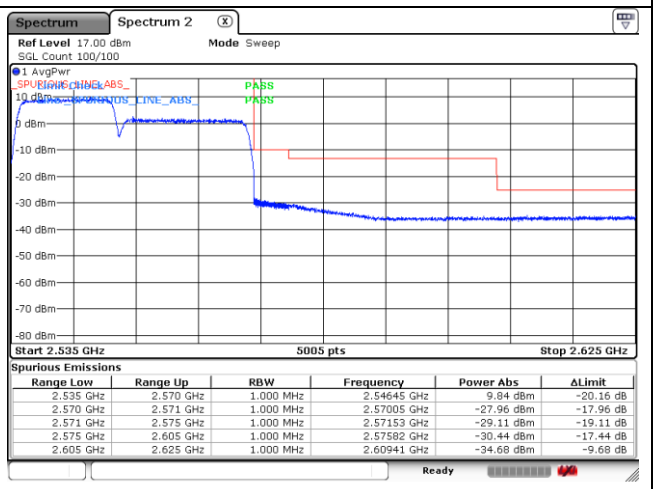

PCC 15 ㎒ + SCC 20 ㎒_16QAM-High Channel – Full RB

ULCA_7C

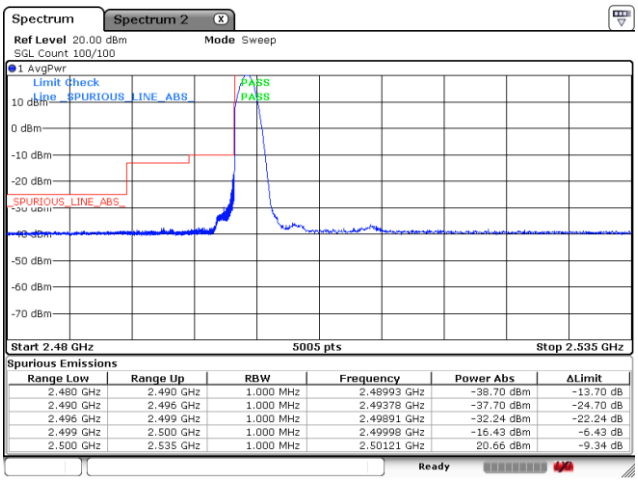

Spurious Emissions

Range Low	Range Up	RBW	Frequency	Power Abs	ΔLimit
2.480 GHz	2.490 GHz	1.000 MHz	2.48993 GHz	-38.70 dBm	-13.70 dB
2.490 GHz	2.496 GHz	1.000 MHz	2.49378 GHz	-37.70 dBm	-24.70 dB
2.496 GHz	2.499 GHz	1.000 MHz	2.49891 GHz	-32.24 dBm	-22.24 dB
2.499 GHz	2.500 GHz	1.000 MHz	2.49998 GHz	-16.43 dBm	-6.43 dB
2.500 GHz	2.535 GHz	1.000 MHz	2.50121 GHz	20.66 dBm	-9.34 dB

PCC 20 ㎒ + SCC 15 ㎒_QPSK-Low Channel – 1 RB

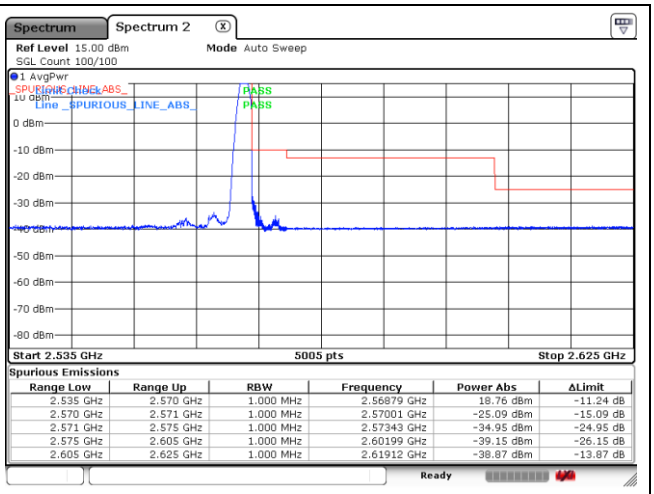

Spurious Emissions

Range Low	Range Up	RBW	Frequency	Power Abs	ΔLimit
2.535 GHz	2.570 GHz	1.000 MHz	2.56879 GHz	18.76 dBm	-11.24 dB
2.570 GHz	2.571 GHz	1.000 MHz	2.57001 GHz	-25.09 dBm	-15.09 dB
2.571 GHz	2.575 GHz	1.000 MHz	2.57343 GHz	-34.95 dBm	-24.95 dB
2.575 GHz	2.605 GHz	1.000 MHz	2.60199 GHz	-39.15 dBm	-26.15 dB
2.605 GHz	2.625 GHz	1.000 MHz	2.61912 GHz	-38.87 dBm	-13.87 dB

PCC 20 ㎒ + SCC 15 ㎒_QPSK-High Channel – 1 RB

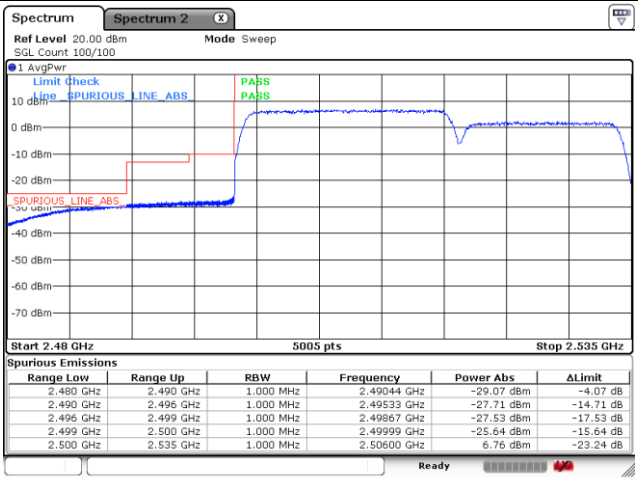

Spurious Emissions

Range Low	Range Up	RBW	Frequency	Power Abs	ΔLimit
2.480 GHz	2.490 GHz	1.000 MHz	2.49044 GHz	-29.07 dBm	-4.07 dB
2.490 GHz	2.496 GHz	1.000 MHz	2.49533 GHz	-27.71 dBm	-14.71 dB
2.496 GHz	2.499 GHz	1.000 MHz	2.49867 GHz	-27.53 dBm	-17.53 dB
2.499 GHz	2.500 GHz	1.000 MHz	2.49999 GHz	-25.64 dBm	-15.64 dB
2.500 GHz	2.535 GHz	1.000 MHz	2.50600 GHz	6.76 dBm	-23.24 dB

PCC 20 ㎒ + SCC 15 ㎒_QPSK-Low Channel – Full RB

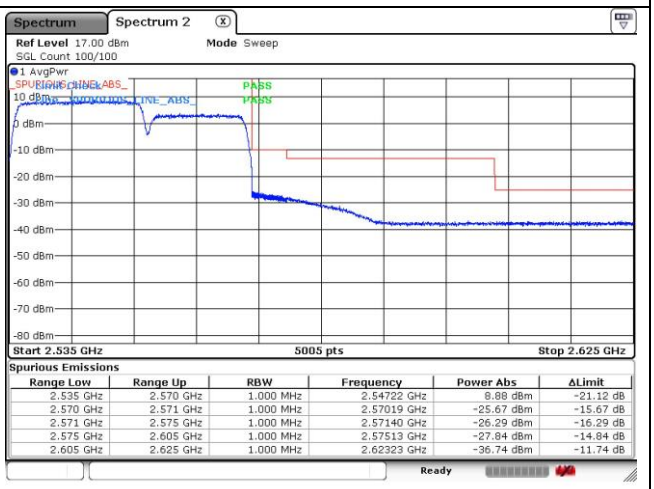

Spurious Emissions

Range Low	Range Up	RBW	Frequency	Power Abs	ΔLimit
2.535 GHz	2.570 GHz	1.000 MHz	2.54722 GHz	8.88 dBm	-21.12 dB
2.570 GHz	2.571 GHz	1.000 MHz	2.57019 GHz	-25.67 dBm	-15.67 dB
2.571 GHz	2.575 GHz	1.000 MHz	2.57140 GHz	-26.29 dBm	-16.29 dB
2.575 GHz	2.605 GHz	1.000 MHz	2.57513 GHz	-27.84 dBm	-14.84 dB
2.605 GHz	2.625 GHz	1.000 MHz	2.62323 GHz	-36.74 dBm	-11.74 dB

PCC 20 ㎒ + SCC 15 ㎒_QPSK-High Channel – Full RB

ULCA_7C

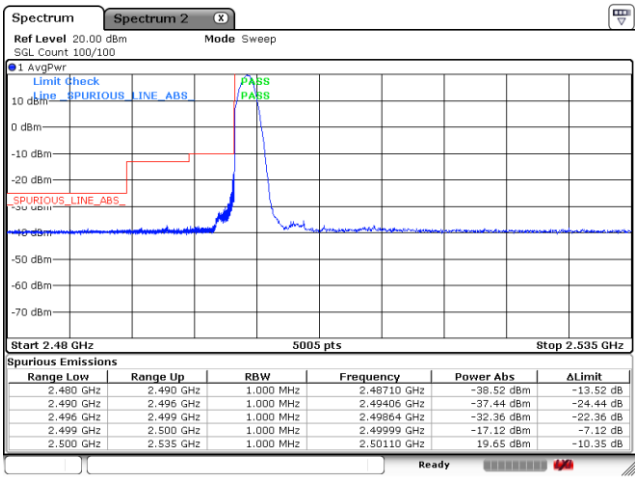

PCC 20 ㎒ + SCC 15 ㎒_16QAM-Low Channel – 1 RB

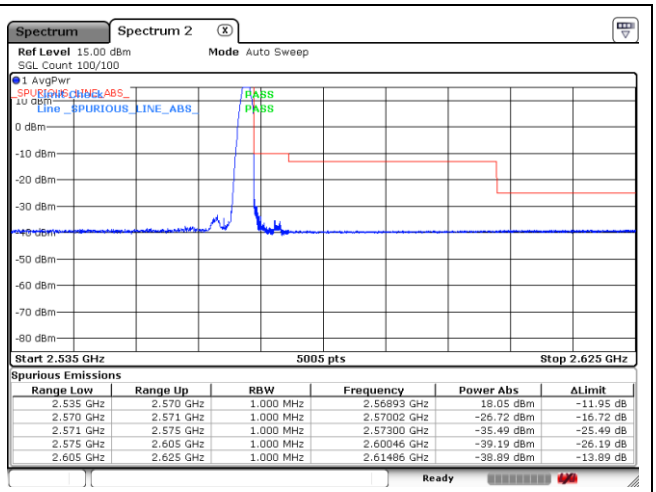

PCC 20 ㎒ + SCC 15 ㎒_16QAM-High Channel – 1 RB

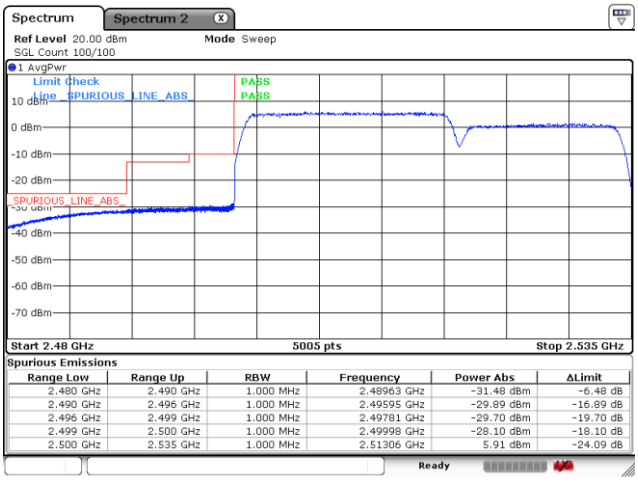

PCC 20 ㎒ + SCC 15 ㎒_16QAM-Low Channel – Full RB

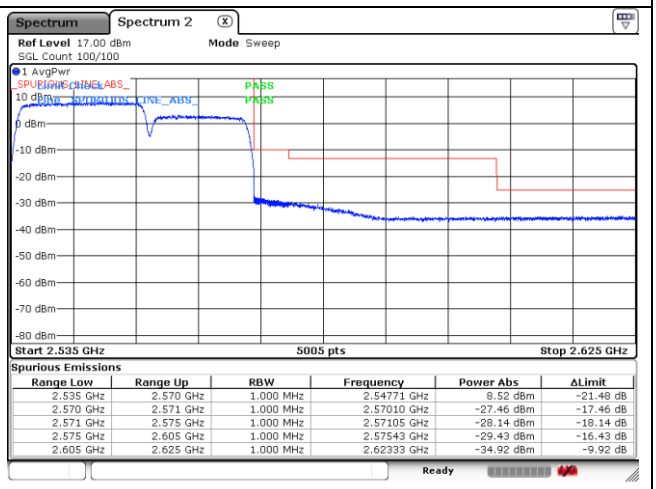

PCC 20 ㎒ + SCC 15 ㎒_16QAM-High Channel – Full RB

ULCA_7C

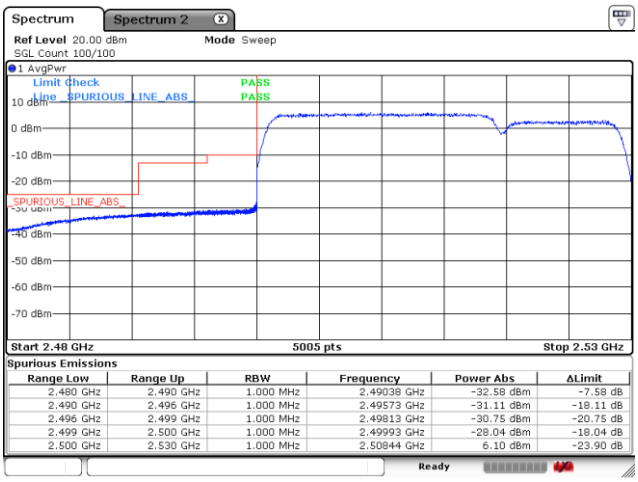

Spurious Emissions

Range Low	Range Up	RBW	Frequency	Power Abs	ΔLimit
2.480 GHz	2.490 GHz	1.000 MHz	2.49038 GHz	-32.58 dBm	-7.58 dB
2.490 GHz	2.496 GHz	1.000 MHz	2.49573 GHz	-31.11 dBm	-18.11 dB
2.496 GHz	2.499 GHz	1.000 MHz	2.49813 GHz	-30.75 dBm	-20.75 dB
2.499 GHz	2.500 GHz	1.000 MHz	2.49993 GHz	-28.04 dBm	-18.04 dB
2.500 GHz	2.530 GHz	1.000 MHz	2.50844 GHz	6.10 dBm	-23.90 dB

PCC 20 ㎒ + SCC 20 ㎒_QPSK-Low Channel – 1 RB

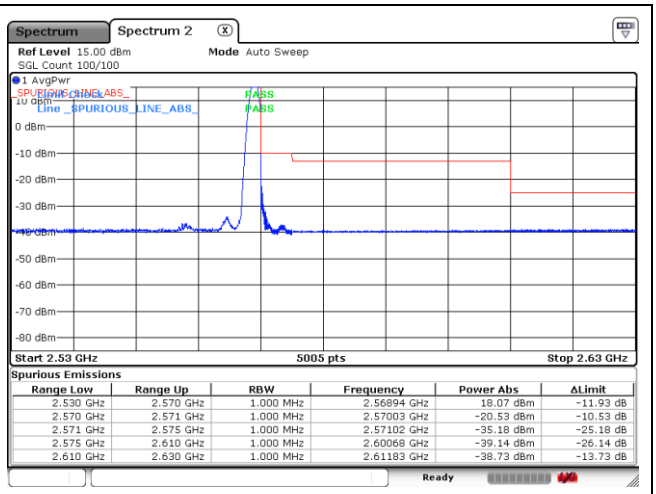

Spurious Emissions

Range Low	Range Up	RBW	Frequency	Power Abs	ΔLimit
2.530 GHz	2.570 GHz	1.000 MHz	2.56894 GHz	18.07 dBm	-11.93 dB
2.570 GHz	2.571 GHz	1.000 MHz	2.57003 GHz	-20.53 dBm	-10.53 dB
2.571 GHz	2.575 GHz	1.000 MHz	2.57102 GHz	-35.18 dBm	-25.18 dB
2.575 GHz	2.610 GHz	1.000 MHz	2.60068 GHz	-39.14 dBm	-26.14 dB
2.610 GHz	2.630 GHz	1.000 MHz	2.61183 GHz	-38.73 dBm	-13.73 dB

PCC 20 ㎒ + SCC 20 ㎒_QPSK-High Channel – 1 RB

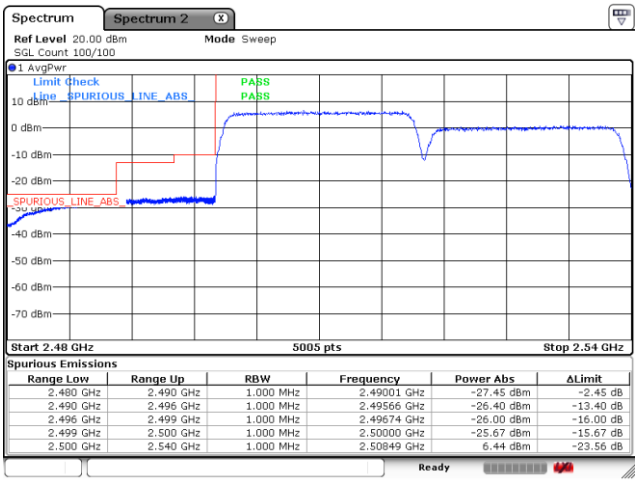

Spurious Emissions

Range Low	Range Up	RBW	Frequency	Power Abs	ΔLimit
2.480 GHz	2.490 GHz	1.000 MHz	2.49001 GHz	-27.45 dBm	-2.45 dB
2.490 GHz	2.496 GHz	1.000 MHz	2.49566 GHz	-26.40 dBm	-13.40 dB
2.496 GHz	2.499 GHz	1.000 MHz	2.49674 GHz	-26.00 dBm	-16.00 dB
2.499 GHz	2.500 GHz	1.000 MHz	2.50000 GHz	-25.67 dBm	-15.67 dB
2.500 GHz	2.540 GHz	1.000 MHz	2.50849 GHz	6.44 dBm	-23.56 dB

PCC 20 ㎒ + SCC 20 ㎒_QPSK-Low Channel – Full RB

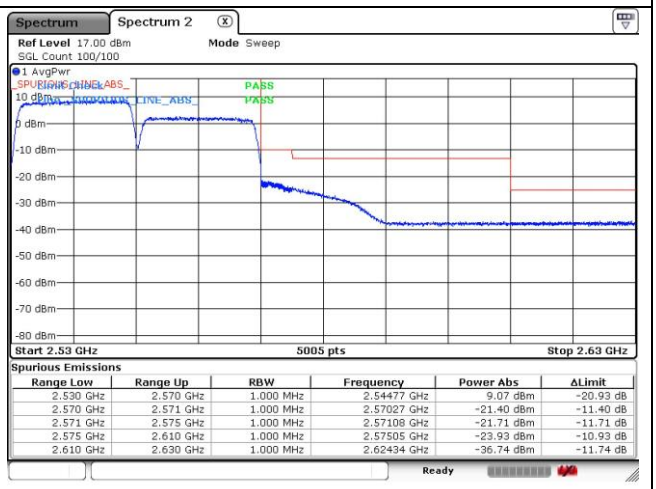

Spurious Emissions

Range Low	Range Up	RBW	Frequency	Power Abs	ΔLimit
2.530 GHz	2.570 GHz	1.000 MHz	2.54477 GHz	9.07 dBm	-20.93 dB
2.570 GHz	2.571 GHz	1.000 MHz	2.57027 GHz	-21.40 dBm	-11.40 dB
2.571 GHz	2.575 GHz	1.000 MHz	2.57108 GHz	-21.71 dBm	-11.71 dB
2.575 GHz	2.610 GHz	1.000 MHz	2.57505 GHz	-23.93 dBm	-10.93 dB
2.610 GHz	2.630 GHz	1.000 MHz	2.62434 GHz	-36.74 dBm	-11.74 dB

PCC 20 ㎒ + SCC 20 ㎒_QPSK-High Channel – Full RB

ULCA_7C

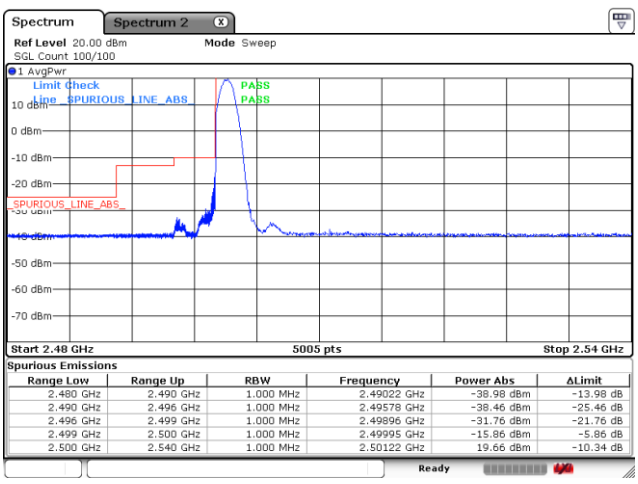

Spurious Emissions

Range Low	Range Up	RBW	Frequency	Power Abs	ΔLimit
2.480 GHz	2.490 GHz	1.000 MHz	2.49022 GHz	-38.98 dBm	-13.98 dB
2.490 GHz	2.496 GHz	1.000 MHz	2.49578 GHz	-38.46 dBm	-25.46 dB
2.496 GHz	2.499 GHz	1.000 MHz	2.49896 GHz	-31.76 dBm	-21.76 dB
2.499 GHz	2.500 GHz	1.000 MHz	2.49995 GHz	-15.86 dBm	-5.86 dB
2.500 GHz	2.540 GHz	1.000 MHz	2.50122 GHz	19.66 dBm	-10.34 dB

PCC 20 ㎒ + SCC 20 ㎒_16QAM-Low Channel – 1 RB

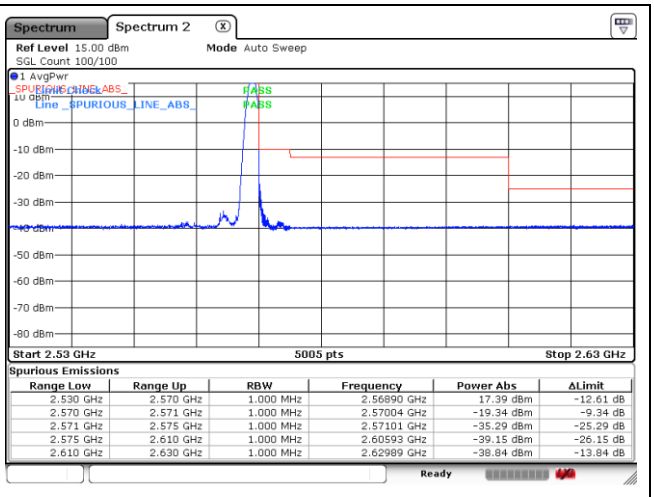

Spurious Emissions

Range Low	Range Up	RBW	Frequency	Power Abs	ΔLimit
2.530 GHz	2.570 GHz	1.000 MHz	2.56890 GHz	17.39 dBm	-12.61 dB
2.570 GHz	2.571 GHz	1.000 MHz	2.57004 GHz	-19.34 dBm	-9.34 dB
2.571 GHz	2.575 GHz	1.000 MHz	2.57101 GHz	-35.29 dBm	-25.29 dB
2.575 GHz	2.610 GHz	1.000 MHz	2.60593 GHz	-39.15 dBm	-26.15 dB
2.610 GHz	2.630 GHz	1.000 MHz	2.62989 GHz	-38.84 dBm	-13.84 dB

PCC 20 ㎒ + SCC 20 ㎒_16QAM-High Channel – 1 RB

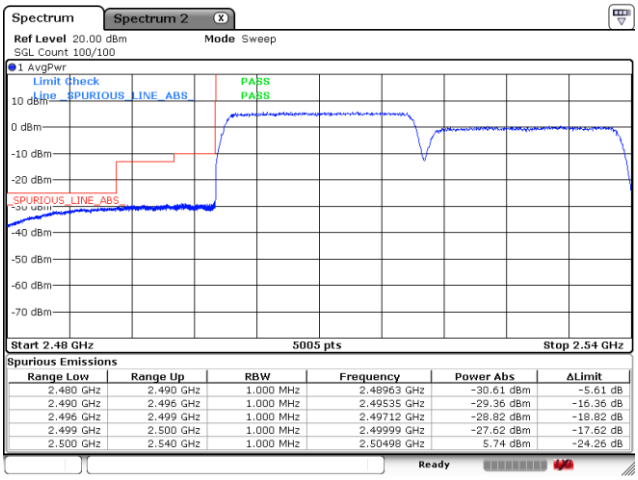

Spurious Emissions

Range Low	Range Up	RBW	Frequency	Power Abs	ΔLimit
2.480 GHz	2.490 GHz	1.000 MHz	2.48963 GHz	-30.61 dBm	-5.61 dB
2.490 GHz	2.496 GHz	1.000 MHz	2.49535 GHz	-29.36 dBm	-16.36 dB
2.496 GHz	2.499 GHz	1.000 MHz	2.49712 GHz	-28.82 dBm	-18.82 dB
2.499 GHz	2.500 GHz	1.000 MHz	2.49999 GHz	-27.62 dBm	-17.62 dB
2.500 GHz	2.540 GHz	1.000 MHz	2.50498 GHz	5.74 dBm	-24.26 dB

PCC 20 ㎒ + SCC 20 ㎒_16QAM-Low Channel – Full RB

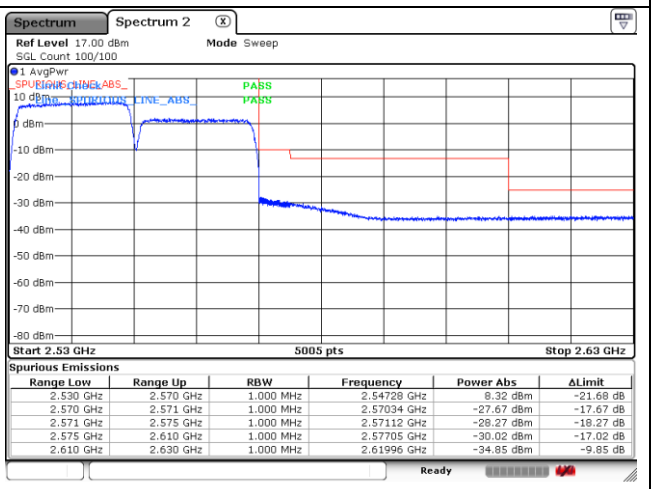

Spurious Emissions

Range Low	Range Up	RBW	Frequency	Power Abs	ΔLimit
2.530 GHz	2.570 GHz	1.000 MHz	2.54728 GHz	8.32 dBm	-21.68 dB
2.570 GHz	2.571 GHz	1.000 MHz	2.57034 GHz	-27.67 dBm	-17.67 dB
2.571 GHz	2.575 GHz	1.000 MHz	2.57112 GHz	-28.27 dBm	-18.27 dB
2.575 GHz	2.610 GHz	1.000 MHz	2.57705 GHz	-30.02 dBm	-17.02 dB
2.610 GHz	2.630 GHz	1.000 MHz	2.61996 GHz	-34.85 dBm	-9.85 dB

PCC 20 ㎒ + SCC 20 ㎒_16QAM-High Channel – Full RB