**ETS Dr.Genz Taiwan PS Co., Ltd.**

**FCC Registration No.: 930600**

**Industry Canada filed test laboratory Reg. No. IC 5679**

**Accredited Testing Laboratory**

**A2LA Cert.No.: 2300.01**

**PTCRB Accredited Type Certification Test House**

# FCC

# TEST - REPORT

**FCC Part 15 C for IEEE 802.11 b device**

## FCC ID : TSTWV100

## Test report no.: W6M20511-6291-C-1

ETS DR.GENZ TAIWAN PS CO., LTD.
6F, NO. 58, LANE 188, RUEY-KUANG RD., NEIHU, TAIPEI 114, TAIWAN, R.O.C.
PHONE 886-2-66068877 FAX 886-2-66068879

# TABLE OF CONTENTS

**1 GENERAL INFORMATION ..... 3**

1.1 NOTES ..... 3
1.2 TESTING LABORATORY ..... 4
*1.2.1 Location ..... 4*
*1.2.2 Details of accreditation status ..... 4*
1.3 DETAILS OF APPROVAL HOLDER ..... 4
1.4 APPLICATION DETAILS ..... 5
1.5 GENERAL INFORMATION OF TEST ITEM ..... 5
1.6 TEST STANDARDS ..... 6

**2 TECHNICAL TEST ..... 7**

2.1 SUMMARY OF TEST RESULTS ..... 7
2.2 TEST ENVIRONMENT ..... 7
2.3 TEST EQUIPMENT LIST ..... 8

**3 TEST RESULTS (ENCLOSURE) ..... 13**

3.1 PEAK OUTPUT POWER (TRANSMITTER) ..... 14
3.2 EQUIVALENT ISOTROPIC RADIATED POWER ..... 15
*3.2.1 Transmitter ..... 15*
3.3 RF EXPOSURE COMPLIANCE REQUIREMENTS ..... 15
3.4 TRANSMITTER RADIATED EMISSIONS IN RESTRICTED BANDS ..... 16
3.5 SPURIOUS EMISSIONS (TX) ..... 17
3.6 MINIMUM 6 DB BANDWIDTH ..... 20
3.7 PEAK POWER SPECTRAL DENSITY ..... 21
3.8 RADIATED EMISSIONS FROM RECEIVER SECTION OF TRANSCEIVER ..... 22
3.9 POWER LINE CONDUCTED EMISSION ..... 26

**APPENDIX ..... 30**

APPENDIX A ..... 31
APPENDIX B ..... 32
APPENDIX C ..... 33
APPENDIX D ..... 34
APPENDIX E ..... 35
APPENDIX F ..... 36
APPENDIX G ..... 37
APPENDIX H ..... 38

Registration number: W6M20511-6291-C-1
FCC ID: TSTWV100

# 1 General Information

## 1.1 Notes

The purpose of conformity testing is to increase the probability of adherence to the essential requirements or conformity specifications, as appropriate.
The complexity of the technical specifications, however, means that full and thorough testing is impractical for both technical and economic reasons.
Furthermore, there is no guarantee that a test sample which has Passed all the relevant tests conforms to a specification.
Neither is there any guarantee that such a test sample will interwork with other genuinely open systems.
The existence of the tests nevertheless provides the confidence that the test sample possesses the qualities as maintained and that is performance generally conforms to representative cases of communications equipment.

The test results of this test report relate exclusively to the item tested as specified in 1.5.
The test report may only be reproduced or published in full.
Reproduction or publication of extracts from the report requires the prior written approval of the ETS DR. GENZ TAIWAN PS CO., LTD.

Specific Conditions:
Usage of the hereunder tested device in combination with other integrated or external antennas requires at least additional output power measurements, spurious emission measurements, conducted emission measurements (AC supply lines) and radio frequency exposure evaluations for each individual configuration performed, for certification by FCC.
The test sample is able to work according IEEE 802.11 a, b, g.
This report is related to FCC Part 15 C (DSSS device, IEEE 802.11b) only do not cover requirements for other parts like FCC Part 15 C (e.g. for IEEE 802.11a & for IEEE 802.11g).

**Tester:**

| Date | ETS-Lab. | Name | Signature |
|---|---|---|---|
| 19.12.2005 | | Jay Chaing | Jay Chaing |

**Technical responsibility for area of testing:**

| Date | ETS | Name | Signature |
|---|---|---|---|
| 19.12.2005 | | Steven Chung | Steven Chuang |

## 1.2 Testing laboratory

### 1.2.1 Location

OATS
No.5-1, Shuang Sing Village,
LiShuei Rd., Wanli Township,
Taipei County 207, Taiwan (R.O.C.)

Company
ETS Dr.Genz Taiwan PS Co., Ltd.
6F, NO. 58, LANE 188, RUEY-KUANG RD.
NEIHU, TAIPEI 114, TAIWAN R.O.C.
Tel : 886-2-66068877
Fax : 886-2-66068879

### 1.2.2 Details of accreditation status

**Accredited testing laboratory**

**A2LA-registration number: 2300.01**

**FCC filed test laboratory Reg. No. 930600**

**Industry Canada filed test laboratory Reg. No. IC 5679**

**PTCRB Accredited Type Certification Test House**

## 1.3 Details of approval holder

| | |
|---|---|
| Name | : YUAN High-Tech Development Co., Ltd. |
| Street | : 18F, No.88, Sec.2, Chung Hsiao E.Rd. |
| Town | : Taipei |
| Country | : Taiwan R.O.C. |
| Telephone | : +886-2-23921233#252 |
| Fax | : +886-2-23921358 |
| Contact | : Mr. Kevin Chang |
| Telephone | : +886-2-23921233#252 |

Registration number: W6M20511-6291-C-1
FCC ID: TSTWV100

## 1.4 Application details

Date of receipt of application : 08.11.2005
Date of receipt of test item : 08.11.2005
Date of test : from 09.11.2005 to 19.12.2005

## 1.5 General information of Test item

Type of test item : Wireless Multimedia System
Model Number : WMS 100 RECEIVER
Brand Name : --
Hardware : 1.2
Software : 1.0.36.0
Serial number : without
Photos : see Annex

**Technical data**

Frequency band : 2.4 GHz – 2.4835 GHz
Frequency ( ch A) : 2.412 GHz
Frequency ( ch B) : 2.437 GHz
Frequency ( ch C) : 2.462 GHz
Number of Channels : 11
Operation modes : duplex
Modulation Type : DSSS

Fixed point-to-point operation : ☐ Yes / ☒ No
Type of Antenna : Flying Lead Swivel Antenna
Antenna gain : 2.0 dBi
Power supply : Input Power : 120 VAC
Output Power : 5V, 1.7 A
Emission designator : 15M4G1D

Registration number: W6M20511-6291-C-1
FCC ID: TSTWV100

Host device: none

Classification :

| | |
|---|---|
| Fixed Device | ☒ |
| Mobile Device (Human Body distance > 20cm) | ☐ |
| Portable Device (Human Body distance < 20cm) | ☐ |

**Transmitter** **Unom**

**Power ( ch A)** : Conducted: 19.79 dBm
**Power ( ch B)** : Conducted: 19.33 dBm
**Power ( ch C)** : Conducted: 24.49 dBm

**Manufacturer:**
(if applicable)

Name : ./.
Street : ./.
Town : ./.
Country : ./.

Additional information: The sample is using WLAN technology according IEEE 802.11 b/g. For this report the function according IEEE 802.11b is considered only. The scheme for frequency generation, spectrum spreading, receiver parameters, synchronization procedure, and other parameters are determined by the mentioned standard above.

This test report is according to customer's request. A "SUNF PU E132276-A (UL) CM 75 °C 4PR 24AWG CSA LL64151-A CMG FTA CAT.5E PATCH CORD", shield cable with two ferrite cores was employed during this test. These two cores information are as followings:
Manufacturer Name: King Core Electronics Inc.
Model Number A: KCF-130-B
Model Number B: KCF-100-B

## 1.6 Test standards

Technical standard : FCC RULES PART 15 / SUBPART B / SUBPART C § 15.247

# 2 Technical test

## 2.1 Summary of test results

No deviations from the technical specification(s) were ascertained in the course of the tests performed. ☒

**or**

The deviations as specified in 2.5 were ascertained in the course of the tests performed. ☐

## 2.2 Test environment

| | |
|---|---|
| Temperature | : 23 °C |
| Relative humidity content | : 20 ... 75 % |
| Air pressure | : 86 ... 103 kPa |
| Details of power supply | : Input Power : 120 VAC<br>Output Power : 5V, 1.7 A |

Extreme conditions parameters : --

Registration number: W6M20511-6291-C-1
FCC ID: TSTWV100

## 2.3 Test Equipment List

| No. | Test equipment | Type | Serial No. | Manufacturer | Next Cal. Date |
|---|---|---|---|---|---|
| ETSTW-CE 001 | EMI TEST RECEIVER | ESHS10 | 842121/013 | R&S | 11/8/2005 |
| ETSTW-CE 002 | PREREULATOR MODE DC POWER SUPPLY | S/N | S/N | | |
| ETSTW-CE 003 | AC POWER SOURCE | APS-9102 | D161137 | GW | |
| ETSTW-CE 004 | ZWEILEITER-V-NETZNACHBILDUNG TWO-LINE V-NETWORK | ESH3-Z5 | 840731/011 | R&S | 11/8/2006 |
| ETSTW-CE 005 | Line-Impedance Stabilisation Network | NNBM 8126D | 137 | Schwarzbeck | 11/3/2006 |
| ETSTW-CE 006 | IMPULS-BEGRENZER PULSE LIMITER | ESH3-Z2 | 100226 | R&S | 11/10/2006 |
| ETSTW-CE 007 | SPECTRUM ANALYZER 5GHz | FSB | 849670/001 | R&S | |
| ETSTW-CE 008 | ABSORBING CLAMP | MDS 21 | 3469 | ABSORPTIONS-MESSWANDLER-ZANGE | 11/4/2006 |
| ETSTW-CE 009 | TEMP.&HUMIDITY CHAMBER | GTH-225-40-1P-U | MAA0305-009 | GIANT FORCE | 5/10/2005 |
| ETSTW-CE 010 | Comb Generator-conducted | S/N | S/N | ETS | |
| ETSTW-CE 011 | Power Line Conducted Emission Only | S/N | S/N | ETS | |
| ETSTW-CE 012 | Dual-Phase-V-Network | NNB-2/16Z | 03/10201 | Telemeter | 4/11/2006 |
| ETSTW-CS 001 | SIGNAL GENERATOR | SMX | 849254/003 | R&S | 10/31/2005 |
| ETSTW-CS 002 | COUPLING AND DECOUPLING NETWORK | CDN S751 | 19263 | SCHAFFNER | 11/3/2005 |
| ETSTW-CS 003 | COUPLING AND DECOUPLING NETWORK | CDN T400 | 19820 | SCHAFFNER | 11/3/2005 |
| ETSTW-CS 004 | COUPLING AND DECOUPLING NETWORK | CDN M016 | 20053 | SCHAFFNER | 11/3/2005 |
| ETSTW-CS 005 | RF Power Amplifier | 100A250A | 306547 | AR | 11/3/2005 |
| ETSTW-CS 006 | Terminal 50Ω Load | 50T-116 M | S/N | JFW | |
| ETSTW-CS 007 | Terminal 50Ω Load | 50T-116 F | S/N | JFW | |
| ETSTW-CS 008 | 6 dB Attenautor | HFP-5100-3/06 N M/F | 2010876106 | | |
| ETSTW-RE 001 | Controller | CD 1000 | C01000/154/867 /004/L | Heinrich Deisel | |
| ETSTW-RE 002 | Function Generator | 33220A | MY43004982 | Agilent | 11/3/2005 |
| ETSTW-RE 003 | EMI TEST RECEIVER | ESI | 831438/001 | R&S | 11/16/2005 |
| ETSTW-RE 004 | EMI TEST RECEIVER | ESI | 831459/012 | R&S | 11/9/2005 |
| ETSTW-RE 005 | EMI TEST RECEIVER | ESVS10 | 843207/020 | R&S | 11/1/2005 |
| ETSTW-RE 008 | Controller | HD100 | C0100-L/047/ 6670703/L | Heinrich Deisel | |
| ETSTW-RE 009 | Controller | HD100 | 100/341 | Heinrich Deisel | |
| ETSTW-RE 010 | PROGRAMMABLE LINEAR POWER SUPPLY | LPS-305 | 30503070181 | MOTECH | |
| ETSTW-RE 011 | PROGRAMMABLE LINEAR POWER SUPPLY | LPS-305 | 30503070165 | MOTECH | |
| ETSTW-RE 012 | TUNABLE BANDREJECT FILTER | D.C 0309 | 146 | K&L | |
| ETSTW-RE 013 | TUNABLE BANDREJECT FILTER | D.C 0036 | 397 | K&L | |
| ETSTW-RE 014 | DUAL TRACKING WITH 5V FIXED | GPC-3030D | S/N | GW | |
| ETSTW-RE 015 | ANTENNA | HK116 | 841489/003 | R&S | |
| ETSTW-RE 016 | ANTENNA | HL223 | 848953/006 | R&S | |
| ETSTW-RE 017 | ANTENNA | HL025 | 352886/001 | R&S | |

| | | | | | |
|---|---|---|---|---|---|
| ETSTW-RE 018 | ANTENNA | AT4560 | 27212 | AR | 11/7/2006 |
| ETSTW-RE 019 | ANTENNA , HORN | 22240-25 | 121074 | FM | |
| ETSTW-RE 020 | MICROWAVE HORN ANTENNA | AT4002A | 306915 | AR | |
| ETSTW-RE 021 | SWEEP GENERATOR | SWM05 | 835130/010 | R&S | 11/10/2005 |
| ETSTW-RE 022 | AMPLIFIER | 8447D | 2944A09837 | Agilent | 11/1/2005 |
| ETSTW-RE 023 | Shielded room | SR 1 | S/N | Frankonia | |
| ETSTW-RE 024 | Anechoic Chamber | CHC 1 | S/N | Frankonia | |
| ETSTW-RE 025 | Anechoic Chamber | CHC 2 | S/N | Frankonia | |
| ETSTW-RE 026 | Open Area Test Site | 10m | S/N | ETS | |
| ETSTW-RE 027 | Passive Loop Antenna | 6512 | 34563 | EMCO | 6/29/2006 |
| ETSTW-RE 028 | Log-Periodic DipoleArray Antenna | 3148 | 34429 | EMCO | 6/14/2006 |
| ETSTW-RE 029 | Biconical Antenna | 3109 | 33524 | EMCO | 6/16/2006 |
| ETSTW-RE 030 | Double-Ridged Waveguide Horm Antenna | 3117 | 35224 | EMCO | 5/4/2006 |
| ETSTW-RE 031 | Comb Generator-radiated | S/N | S/N | ETS | |
| ETSTW-RE 032 | Millivoltmeter | URV 55 | 849086/013 | R&S | 11/17/2005 |
| ETSTW-RE 033 | 4CH 1GHz 5GS/s DSO | WAVERUNNER 6100A | LCRY0604P14508 | LeCory | |
| ETSTW-RE 034 | Power Sensor | URV5-Z4 | 839313/006 | R&S | 11/17/2005 |
| ETSTW-RE 035 | 1.5GHz Active Voltage Probe | HFP1500 | 2332 | LeCory | |
| ETSTW-RE 036 | 100MHz High Voltage Diff Probe | ADP305 | 3305 | LeCory | |
| ETSTW-RE 037 | Log-Periodic DipoleArray Antenna | 3148 | 00034546 | EMCO | 11/17/2006 |
| ETSTW-RE 038 | Log-Periodic DipoleArray Antenna | 3148 | 00034547 | EMCO | 11/17/2006 |
| ETSTW-RE 039 | Biconical Antenna | 3110B | 41760 | EMCO | 11/17/2006 |
| ETSTW-RE 040 | Biconical Antenna | 3110B | 41761 | EMCO | 11/17/2006 |
| ETSTW-RE 041 | Anechoic Chamber | CHC 3 | S/N | Frankonia | |
| ETSTW-RE 042 | ANTENNA | HK116 | 100172 | R&S | 1/13/2007 |
| ETSTW-RE 043 | ANTENNA | HL223 | 100166 | R&S | 4/15/2006 |
| ETSTW-RE 044 | ANTENNA | HL050 | 100094 | R&S | |
| ETSTW-RE 048 | Triple Loop Antenna | HXYZ 9170 | HXYZ 9170-134 | Schwarzbeck | 3/21/2007 |
| ETSTW-RE 049 | TRILOG Super Broadband test Antenna | VULB 9160 | 9160-3185 | Schwarzbeck | 5/18/2007 |
| ETSTW-RE 050 | Attenuator 10dB | 50HF-010 | S/N | JFW | |
| ETSTW-RE 051 | Attenuator 6dB | 50HF-006 | S/N | JFW | |
| ETSTW-RE 052 | Attenuator 3dB | 50HF-003 | S/N | JFW | |
| ETSTW-RE 053 | Attenuator 3dB | 50HF-003 | S/N | JFW | |
| ETSTW-RE 054 | Attenuator 3dB | 50HF-003 | S/N | JFW | |
| ETSTW-RE 055 | SPECTRUM ANALYZER | FSU-26 | 200074 | R&S | 9/5/2006 |
| ETSTW-EMI 001 | HARMONICS 1000 | HAR1000-1P | 93 | EMC-PARTNER | 11/17/2005 |
| ETSTW-EMS 001 | Clamp BASELSTRASSE 160 CH-4242 LAUFEN | CN-EFT1000 | 354 | EMC-PARTNER | 11/1/2005 |
| ETSTW-EMS 002 | Frequency Converter | YF-6020 | 0308014 | | |
| ETSTW-EMS 003 | EMC Immunity Test System | TRA2000IN6 | 579 | EMC-PARTNER | 11/1/2005 |
| ETSTW-EMS 004 | ESD generator minizap | ESD2000 | 016 | EMC-PARTNER | 11/1/2005 |

Registration number: W6M20511-6291-C-1
FCC ID: TSTWV100

| | | | | | |
|---|---|---|---|---|---|
| ETSTW-EMS 005 | Attenautor (50Ω) | VERI50 | 051 | EMC-PARTNER | 8/30/2006 |
| ETSTW-EMS 006 | Attenautor (1 KΩ) | VERI1K | 019 | EMC-PARTNER | 10/20/2006 |
| ETSTW-EMS 007 | 20GΩ Divider | ESD-VERI-V | 021 | EMC-PARTNER | 3/16/2006 |
| ETSTW-EMS 008 | Safety Test Solutions | ELT-400 | E-0039 | Narda | 1/3/2006 |
| ETSTW-EMS 009 | Magnetic Field Antenna | MF1000-1 | 104 | EMC-PARTNER | 12/2/2006 |
| ETSTW-EMS 010 | Coupling De-coupling Network | CDN-UTP8 | 014 | EMC-PARTNER | 8/31/2006 |
| ETSTW-EMS 011 | Calibration Ficture | F-2031-CF-23MM | 451 | FCC | 8/11/2006 |
| ETSTW-EMS 012 | EM Injection Clamp | F-2031-23MM | 476 | FCC | 8/11/2006 |
| ETSTW-RS 001 | 14" COLOR VIDEO MONITOR | TP-1480HR | P009799 | TOPICA | |
| ETSTW-RS 002 | 14" COLOR VIDEO MONITOR | TP-1480HR | P009814 | TOPICA | |
| ETSTW-RS 003 | RF Power Amplifier | 30S1G3 | 306933 | AR | |
| ETSTW-RS 004 | RF Power Amplifier | 150W1000 | 307009 | AR | 11/18/2005 |
| ETSTW-RS 005 | Electric Field Probe Type 8.3 | EMR-20 | BN 2244/20 | GW | 9/3/2005 |
| ETSTW-RS 006 | SIGNAL GENERATOR | SML03 | 101551 | R&S | 11/15/2005 |
| ETSTW-RS 007 | AUDIO ANALYZER | UPA3 | 843458/029 | R&S | 11/15/2005 |
| ETSTW-GSM 01 | SIM Simulator | IT3 | B2004-50106 | ORGA | 9/14/2006 |
| ETSTW-GSM 02 | Universal Radio Communication Tester | CMU 200 | 103489 | R&S | |
| ETSTW-GSM 03 | Agilent 8960 Test Set 1 | E5515C | GB44052675 | Agilent | 7/13/2006 |
| ETSTW-GSM 04 | Agilent 8960 Test Set 2 | E5515C | GB44052665 | Agilent | 7/13/2006 |
| ETSTW-GSM 05 | Agilent 8960 Test Set 3 | E5515C | GB44052652 | Agilent | 7/16/2006 |
| ETSTW-GSM 06 | Agilent 8960 Test Set 4 | E5515C | GB44052684 | Agilent | 7/15/2006 |
| ETSTW-GSM 07 | Agilent 8960 Test Set 5 | E5515C | GB44052658 | Agilent | 7/13/2006 |
| ETSTW-GSM 08 | Agilent 8960 Test Set 6 | E5515C | GB44052666 | Agilent | 7/15/2006 |
| ETSTW-GSM 09 | Controler PC | Dell GX 270 | 700F61J | Dell | |
| ETSTW-GSM 10 | Combiner Wessex / Anite | B4605/100 | 053 | Wessex / Anite | 7/13/2006 |
| ETSTW-GSM 11 | GSM 850,900,1800,1900 Test system | TS8950G | | R&S | 10/31/2006 |
| ETSTW-GSM 12 | Acoustical Calibrator | 4231 | 2463874 | Brüel&Kjær | 11/17/2005 |
| ETSTW-GSM 13 | Conditioning Amplifier | 2690--0S2 | 2437856 | Brüel&Kjær | |
| ETSTW-GSM 14 | Telephone Test Head | 4602B | 2465324 | Brüel&Kjær | |
| ETSTW-GSM 15 | Mouth Simulator | 4227 | 2462516 | Brüel&Kjær | |
| ETSTW-GSM 16 | TEMP.&HUMIDITY CHAMBER | GTH-120-40-1P-U | MAA0501002 | GIANT FORCE | 12/29/2005 |
| ETSTW-GSM 17 | ANTENNT COPLER | CMU-Z10 | 100988 | R&S | |
| ETSTW-GSM 18 | AUDIO ANALYZER | UPL16 | 100173 | R&S | 9/23/2006 |
| ETSTW-GSM 19 | Band Reject Filter | WRCTF824/ 849-822/851-40 /12+9SS | 3 | WI | |
| ETSTW-GSM 20 | Band Reject Filter | WRCD1747/1748-1743/1752-32/5SS | 1 | WI | |
| ETSTW-GSM 21 | Band Reject Filter | WRCD1879.5/ 1880.5-1875.5/ 1884.5-32/5SS | 3 | WI | |
| ETSTW-GSM 22 | Band Reject Filter | WRCT901.9/903. 1 -904.25-50/8SS | 1 | WI | |
| ETSTW-GSM 23 | SPLITTER | 4901.19.A | S/N | SUHNER | |

## 2.4 General Test Procedure

**POWER LINE CONDUCTED INTERFERENCE:** The procedure used was ANSI STANDARD C63.4-2003 using a 50µH LISN (if necessary). Both lines were observed. The bandwidth of the spectrum analyzer was 10 kHz with an appropriate sweep speed.

**RADIATION INTERFERENCE:** The test procedure used was according to ANSI STANDARD C63.4-2003 employing a spectrum analyzer. For investigated frequency is equal to or below 1GHz, the RBW and VBW of the spectrum analyzer was 100 kHz and 100kHz respectively with an appropriate sweep speed. For investigated frequency is above 1GHz, both of RBW and VBW of the spectrum analyzer were 1 MHz with an appropriate sweep speed. The analyzer was calibrated in dB above a microvolt at the output of the antenna. The ambient temperature of the UUT was 23°C with a humidity of 40 %.

**FORMULA OF CONVERSION FACTORS:** The Field Strength at 3m was established by adding the meter reading of the spectrum analyzer (which is set to read in units of dBµV) to the antenna correction factor supplied by the antenna manufacturer. The antenna correction factors are stated in terms of dB.

Example:

| Freq (MHz) | METER READING + ACF + CABLE LOSS (to the receiver) = FS |
|---|---|
| 33 | 20 dBµV + 10.36 dB + 6 dB = 36.36 dBµV/m @3m |

The UUT was placed on a table 80 cm high and with dimensions of 1m by 1.5m (non metallic table) and arranged according to ANSI C63.4-2003 Section 13.1.2. The table used for radiated measurements is capable of continuous rotation. The spectrum was scanned from 30 MHz to the frequency specified as follows:

(1) If the intentional radiator operates below 10 GHz: to the tenth harmonic of the highest fundamental frequency or to 40 GHz, whichever is lower.
(2) If the intentional radiator operates at or above 10 GHz and below 30 GHz: to the fifth harmonic of the highest fundamental frequency or to 100 GHz, whichever is lower.
(3) If the intentional radiator operates at or above 30 GHz: to the fifth harmonic of the highest fundamental frequency or to 200 GHz, whichever is lower, unless specified otherwise elsewhere in the rules.
(4) If the intentional radiator contains a digital device, regardless of whether this digital device controls the functions of the intentional radiator or the digital device is used for additional control or function purposes other than to enable the operation of the intentional radiator, the frequency range shall be investigated up to the range specified in paragraphs (a)(1)-(a)(3) of this section or the range applicable to the digital device, as shown in paragraph (b)(1) of this Section, whichever is the higher frequency range of investigation.

For hand-held devices, a exploratory test was performed with three (3) orthogonal planes to determine the highest emissions.
Measurements were made by ETS Dr.Genz Taiwan PS Co., Ltd. at the registered open field test site located at No.5-1, Shuang Sing Village, LiShuei Rd., Wanli Township, Taipei County 207, Taiwan (R.O.C.) The Registration Number: 930600.

When an emission was found, the table was rotated to produce the maximum signal strength. At this point, the antenna was raised and lowered from 1m to 4m. The antenna was placed in both the horizontal and vertical planes.

When the radiated emission limits are expressed in terms of the average value of the emission, and pulsed operation is employed, the measurement field strength shall be determined by averaging over one complete pulse train, including blanking intervals, as long as the pulse train does not exceed 0.1 seconds. As an alternative (provided the transmitter operates for longer than 0.1 seconds) or in cases where the pulse train exceeds 0.1 seconds, the measured field strength shall be determined from the average absolute voltage during a 0.1 second interval during which the field strength is at its maximum value.

The formula is as follows:
Average = Peak + Duty Factor
Duty Factor = 20 log (dwell time/T)
T = 100ms when the pulse train period is over 100 ms or the period of the pulse train.

Modified Limits for peak according to 15.35 (b) = Max Permitted average Limits + 20dB

ANTENNA & GROUND:
**This unit uses Flying Lead Swivel Antenna. (see photos)**

## 3 Test results (enclosure)

| TEST CASE | Para. Number | Required | Test passed | Test failed |
|---|---|---|---|---|
| Peak Output Power | 15.247(b)(3) | ☒ | ☒ | ☐ |
| Equivalent radiated Power | 15.247(b)(3) | ☒ | ☒ | ☐ |
| Spurious Emissions radiated – Transmitter operating | 15.247(c) | ☒ | ☒ | ☐ |
| Band Edge Measurement | 15.247(c) | ☒ | ☒ | ☐ |
| Minimum 6 dB Bandwidth | 15.247(a)(2) | ☒ | ☒ | ☐ |
| Peak Power Spectral Density | 15.247(d) | ☒ | ☒ | ☐ |
| Radiated Emission from Digital Part And Receiver L.O. | 15.109 | ☒ | ☒ | ☐ |
| Power Line Conducted Emission | 15.207 | ☒ | ☒ | ☐ |

The follows is intended to leave blank.

## 3.1 Peak Output Power (transmitter)

FCC Rule: 15.247(b)(3)

This measurement applies to equipment with an integral antenna and to equipment with an antenna connector and equipped with an antenna as declared by the applicant.

The power was measured with modulation (declared by the applicant).

| Test condition | | Conducted Power | | |
|---|---|---|---|---|
| | | Channel A | Channel B | Channel C |
| | | [dBm] | [dBm] | [dBm] |
| $T_{nom}$= 23°C | **$V_{nom}$ = 120 V** | 19.79 | 19.33 | 24.49 |
| Measurement uncertainty | | < 3 dB | | |

| Test condition<br>$T_{nom}$= 23°C, **$V_{nom}$ = 120 V** | Signal Field strength TX highest power mode<br>dB $\mu$ V/m |
|---|---|
| Frequency [MHz] | |
| 2462 | 106.08 |
| Measurement uncertainty | < 3 dB |

Limits:

| Frequency<br>MHz | Power<br>dBm |
|---|---|
| 902 - 928 | 30 |
| 2400 – 2483.5 | 30 |
| 5725 – 5850 | 30 |

In case of employing transmitter antennas having antenna gain > 6 dBi and using fixed point-to point operation consider §15.247 (b)(4)

Test equipment used: ETSTW-RE 003 , ETSTW-RE 012 , ETSTW-RE 017 , ETSTW-RE 024

## 3.2 Equivalent isotropic radiated power

FCC Rule: 15.247(b)(3)

EIRP = max. conducted output power + antenna gain
EIRP = 24.49dBm + 2.0dBi
= 26.49dBm
Limit: EIRP = +36 dBm for Antenna gain <6dBi

### 3.2.1 Transmitter

Integral Antenna:
At the transmitter the measurement was transacted with the modulation declared by the manufactrer and the maximum available output power of the EUT.
In this arrangement the EUT fulfils the requirements of the FCC rules § 15.247, subpart C, section b.

## 3.3 RF Exposure Compliance Requirements

The test sample is a WLAN access point intended for fixed installation.
FCC OET Bulletin 65 Edition 97.01 determines the equations for predicting RF fields and applicable limits.
The prediction for power density in the far-field but will over-predict power density in the near field, where it could be used for walking a "worst case" or conservative prediction.

$$S = \frac{PG}{4 \pi R^2}$$

S – Power Density
P – Output power ERP
R – Distance
D – Cable Loss
AG – Antenna Gain G = AG-D

| Item | Unit | Value | Remarks |
|---|---|---|---|
| P | mW | 281.195 | Peak value |
| D | dB | | |
| AG | dBi | 1.6 | |
| G | | 2.0 | Calculated Value |
| R | cm | 20 | Assumed value |
| S | $mW/cm^2$ | 0.08952 | Calculated value |

Limits:

| Limit for General Population / Uncontrolled Exposure | |
|---|---|
| Frequency (MHz) | Power Density ($mW/cm^2$) |
| 1500 – 100.000 | 1,0 |

## 3.4 Transmitter Radiated Emissions in Restricted Bands

FCC Rules: 15.247 (c), 15.205, 15.209, 15.35
Radiated emission measurements were performed from 30 MHz to 1000 MHz.
For radiated emission tests, the analyzer setting was as followings:

Frequency ≦ 1 GHz, RBW:100 kHz, VBW: 100 kHz (Peak measurements)
Frequency ＞1 GHz, RBW: 1 MHz, VBW: 1 MHz (Peak measurements)
Frequency ＞1 GHz , RBW:1 MHz , VBW: 100Hz (Average measurements)

Limits.

For frequencies below 1GHz:

| Frequency of Emission (MHz) | Field strength (microvolts/meter) | Field Strength (dB microvolts/meter) |
|---|---|---|
| 30 - 88 | 100 | 40.0 |
| 88 - 216 | 150 | 43.5 |
| 216 - 960 | 200 | 46.0 |
| Above | 500 | 54.0 |

For frequencies above 1GHz (Average measurements).

Guidance on Measurement of DSSS Systems:
"If the emission is pulsed, modify the unit for continuous operation, use the setting shown above, then correct the reading by subtracting the peak-average correction factor, derived from the appropriate duty cycle calculation."

The correction factor, based on the total channel dwell time in a 100 ms period, may be mathematically applied to a measurement made with an average detector, to further reduce the value.

Duty cycle correction = 20 log (dwell time/ 100ms)

No duty cycle correction was added to the reading.

54.0dB $\mu$ V/m + 20 dB= 74 dB $\mu$ V/m

Remarks: see attached diagrams

Test equipment used: ETS 0125, ETS 0271

## 3.5 Spurious Emissions (tx)

Spurious emission was measured with modulation (declared by manufacturer).

In any 100 kHz bandwidth outside the frequency band in which the intentional radiator is operating, the radio frequency power that is produced by the intentional radiator shall be at least 20dB below that in the 100 kHz bandwidth within the band that contains the highest level of the desired power, based on either an RF conducted or a radiated measurement. Attenuation below the general limits specified in § 15.209(a) is not required. In addition, radiated emissions which fall in the restricted bands, as defined in § 15.205(a), must also comply with the radiated emission limits specified in § 15.209(a) (see § 15.205(c))

FCC Rule: 15.247(c), 15.35
For out of band emissions that are close to or that exceed the 20 dB attenuation requirement described in the specification, radiated measurements were performed at a 3 m separation distance to determine whether these emissions complied with the general radiated emission requirement.
Limits:
For frequencies below 1GHz:
Max. reading – 20 dB
106.08dB $\mu$ V/m- 20 dB= 86.08dB $\mu$ V/m

Guidance on Measurement of DSSS Systems:
"If the emission is pulsed, modify the unit for continuous operation, use the settings shown above, then correct the reading by subtracting the peak-average correction factor, derived from the appropriate duty cycle calculation."

The correction factor, based on the total channel dwell time in a 100 ms period, may be mathematically applied to a measurement made with an average detector, to further reduce the value.

Duty Cycle correction = 20 log (dwell time/100ms)
For frequencies above 1GHz (Peak measurements).
Limit = max. aver. Reading-20dB+20dB(because Peak detector is used)

86.08dB $\mu$ V/m

For frequencies above 1GHz (Average measurements).
Max. reading – 20dB

No duty cycle correction was added to the reading
106.08dB $\mu$ V/m- 20 dB= 86.08dB $\mu$ V/m

Remarks: see attached diagrams
Test equipment used: ETSTW-RE 003 , ETSTW-RE 012 , ETSTW-RE 015 , ETSTW-RE 016 , ETSTW-RE 017 , ETSTW-RE 024

Registration number: W6M20511-6291-C-1
FCC ID: TSTWV100

SAMPLE CALCULATION OF LIMIT. All results will be updated by an automatic measuring system in accordance with point 2.3.
Calculation of test results:
Such factors like antenna correction, cable loss, external attenuation etc. are already included in the provided measurement results. This is done by using validated test software and calibrated test system according the accreditation requirements.

The peak and average spurious emission plots was measured with the average limits.
In the Table being listed the critical peak and average value and exhibit the compliance with the above calculated Limits.

If in the column's correction factor states a value then the max. Field strength in the same row is corrected by a value gained from the "Duty-Cycle Correction Factor".

**Summary table with radiated data of the test plots**

| Freq, | Frequency Marker [MHz] | Polari-zation | Corrected Reading [dBuV/m] | Compliance Limit [dBuV/m] | Detec-tor | BW [MHz] | Margin |
|---|---|---|---|---|---|---|---|
| 1 | 39.87976 | V | 33.55 | 86.08 | PK | 0.1 | 52.53 |
| 1 | 131.863727 | V | 31.36 | 43.5 | PK | 0.1 | 12.14 |
| 2 | 264.128257 | V | 27.62 | 46 | PK | 0.1 | 18.38 |
| 2 | 358.717435 | V | 33.74 | 86.08 | PK | 0.1 | 52.34 |
| 3 | 1320.64128 | V | 42.6 | 54 | PK | 1 | 11.4 |
| 3 | 2390 | V | 56.12 | 74 | PK | 1 | 17.88 |
| 3 | 2390 | V | 43.45 | 54 | AV | 1 | 10.55 |
| 3 | 2483.5 | V | 46.32 | 54 | PK | 1 | 7.68 |
| 4 | 4825.6513 | V | 51.22 | 54 | PK | 1 | 2.78 |
| 1 | 119.93988 | H | 33.18 | 43.5 | PK | 0.1 | 10.32 |
| 1 | 131.863727 | H | 31.20 | 43.5 | PK | 0.1 | 12.3 |
| 2 | 280.160321 | H | 33.53 | 46 | PK | 0.1 | 12.47 |
| 2 | 360.320641 | H | 31.91 | 86.08 | PK | 0.1 | 54.17 |
| 3 | 1054.10822 | H | 41.19 | 54 | PK | 1 | 12.81 |
| 3 | 1124.2485 | H | 39.41 | 54 | PK | 1 | 14.59 |
| 3 | 2390.38076 | H | 44.08 | 54 | PK | 1 | 9.92 |
| 1 | 39.87976 | V | 34.11 | 40 | PK | 0.1 | 5.89 |
| 1 | 132.204409 | V | 31.94 | 43.5 | PK | 0.1 | 11.56 |
| 2 | 278.557114 | V | 30.04 | 46 | PK | 0.1 | 15.96 |
| 2 | 329.859719 | V | 31.43 | 46 | PK | 0.1 | 14.57 |
| 3 | 1320.64128 | V | 43.12 | 54 | PK | 1 | 10.88 |
| 3 | 2390.38076 | V | 45.39 | 54 | PK | 1 | 8.61 |
| 3 | 2483.5 | V | 47.09 | 54 | PK | 1 | 6.91 |

| | | | | | | | |
|---|---|---|---|---|---|---|---|
| 4 | 4873.7475 | V | 50.23 | 54 | PK | 1 | 3.77 |
| 1 | 119.93988 | H | 33.52 | 43.5 | PK | 0.1 | 9.98 |
| 1 | 131.863727 | H | 30.39 | 43.5 | PK | 0.1 | 13.11 |
| 2 | 280.160321 | H | 33.36 | 46 | PK | 0.1 | 12.64 |
| 2 | 461.322645 | H | 37.77 | 86.08 | PK | 0.1 | 48.31 |
| 3 | 1054.10822 | H | 41.19 | 54 | PK | 1 | 12.81 |
| 3 | 1124.2485 | H | 37.95 | 54 | PK | 1 | 16.05 |
| 3 | 1250.501 | H | 40.22 | 86.08 | PK | 1 | 45.86 |
| 1 | 39.87976 | V | 33.83 | 86.08 | PK | 0.1 | 52.25 |
| 1 | 131.063727 | V | 31.27 | 43.5 | PK | 0.1 | 12.23 |
| 2 | 262.52505 | V | 27.34 | 46 | PK | 0.1 | 18.66 |
| 2 | 329.637275 | V | 31.07 | 46 | PK | 0.1 | 14.93 |
| 3 | 1318.63728 | V | 41.43 | 54 | PK | 1 | 12.57 |
| 3 | 1517.03407 | V | 40.12 | 54 | PK | 1 | 13.88 |
| 3 | 2483.5 | V | 62.89 | 74 | PK | 1 | 11.11 |
| 3 | 2483.5 | V | 51.41 | 54 | AV | 1 | 2.59 |
| 4 | 4921.84369 | V | 50.89 | 54 | PK | 1 | 3.11 |
| 1 | 119.43988 | H | 32.50 | 43.5 | PK | 0.1 | 11 |
| 1 | 131.863727 | H | 31.16 | 43.5 | PK | 0.1 | 12.34 |
| 2 | 280.160321 | H | 33.45 | 46 | PK | 0.1 | 12.55 |
| 2 | 398.797595 | H | 32.36 | 86.08 | PK | 0.1 | 53.72 |
| 3 | 1056.11222 | H | 40.83 | 54 | PK | 1 | 13.17 |
| 3 | 1252.50501 | H | 38.96 | 86.08 | PK | 1 | 47.12 |
| 3 | 2483.5 | H | 44.75 | 54 | PK | 1 | 9.25 |
| 3 | 2849.6994 | H | 49.12 | 54 | PK | 1 | 4.88 |

Freq. – Frequency Range:

1: 30 - 200 MHz
2: 200 - 1000 MHz
3: 1 - 4 GHz
4: 4 - 8 GHz
5: 8 - 12 GHz
6: 12 - 17 GHz
7: 17 - 26.5 GHz

All not in the table noted test results are more than 20 dB below the relevant limits.
All other not noted test polts do not contain significant test results in relation to the limits.

**TEST RESULT (Transmitter):** The unit DOES meet the FCC requirements.
Comment: see attached diagrams
Test equipment used: ETSTW-RE 003, ETSTW-RE 015, ETSTW-RE 016, ETSTW-RE 017, ETSTW-RE 024

### 3.6 Minimum 6 dB Bandwidth

The analyzer ResBW was set to 100 kHz. For each RF output channel investigated, the spectrum analyzer center frequency was set to the channel carrier. A PEAK reading was taken, two markers were set 6 dB below the maximum level on the right and the left side of the emission.
The 6 dB bandwidth is the frequency difference between the two markers.

| Test conditions | | 6 dB Bandwidth | | |
|---|---|---|---|---|
| | | Channel A | Channel B | Channel C |
| $T_{nom}$= 23°C | $V_{nom}$ = 120 V | 10.66132265 MHz | 10.90180361 MHz | 11.02204409 MHz |
| Measurement uncertainty | | | < 10 Hz | |

**Limits:**

| Frequency Range MHz | **Limits** |
|---|---|
| 902-928 | min 500 kHz |
| 2400-2483.5 | min 500 kHz |
| 5725-5850 | min 500 kHz |

Test equipment used: ETSTW-CE 003 , ETSTW-RE 003

Comment: see attached diagram

## 3.7 Peak Power Spectral Density

Peak Power Spectral density is a measured at low, middle and high channel.
The peak output power is measured with a measurement bandwidth of 10 MHz and displayed on diagram together with Peak Power Spectral Density result which was measured with a bandwidth of 3 kHz, appreciate frequency span and sweep time.

| Test conditions | | Peak Power Spectral Density (3 kHz) | | |
|---|---|---|---|---|
| | | Channel A [dBm] | Channel B [dBm] | Channel C [dBm] |
| $T_{nom}$= 23°C | $V_{nom}$ = 120 V | -12.80 | -10.87 | -6.08 |
| Measurement uncertainty | | < 3 Hz | | |

**Limits:**

| Frequency Range MHz | dBm |
|---|---|
| 902-928 | 8 |
| 2400-2483,5 | 8 |
| 5725-5850 | 8 |

Test equipment used: ETSTW-CE 003 , ETSTW-RE 003

Comment: see attached diagram

## 3.8 Radiated Emissions from Receiver Section of Transceiver

FCC Rule: 15.109

**Summary table with radiated data of the test plots**

| Freq, | Frequency Marker [MHz] | Polari-zation | Corrected Reading [dBuV/m] | Compliance Limit [dBuV/m] | Detec-tor | BW [MHz] | Margin |
|---|---|---|---|---|---|---|---|
| 1 | 49.759519 | V | 35.31 | 40 | PK | 0.1 | 4.69 |
| 1 | 65.771543 | V | 34.28 | 40 | PK | 0.1 | 5.72 |
| 2 | 329.859719 | V | 32.51 | 46 | PK | 0.1 | 13.49 |
| 2 | 749.898 | V | 38.49 | 46 | PK | 0.1 | 7.51 |
| 3 | 1318.637275 | V | 40.98 | 54 | PK | 1 | 13.02 |
| 3 | 1517.034068 | V | 40.73 | 74 | PK | 1 | 33.27 |
| 1 | 65.771543 | H | 28.74 | 40 | PK | 0.1 | 11.26 |
| 1 | 119.93988 | H | 33.86 | 43.5 | PK | 0.1 | 9.64 |
| 2 | 725.851703 | H | 41.06 | 46 | PK | 0.1 | 4.94 |
| 2 | 749.8998 | H | 43.51 | 46 | PK | 0.1 | 2.49 |
| 3 | 1054.108216 | H | 40.78 | 54 | PK | 1 | 13.22 |
| 3 | 1318.637275 | H | 39.02 | 54 | PK | 1 | 14.98 |
| 1 | 39.87976 | V | 34.86 | 40 | PK | 0.1 | 5.14 |
| 1 | 65.771543 | V | 34.34 | 40 | PK | 0.1 | 5.66 |
| 2 | 329.859719 | V | 32.45 | 46 | PK | 0.1 | 13.55 |
| 2 | 725.851703 | V | 39.04 | 46 | PK | 0.1 | 6.96 |
| 3 | 1318.637275 | V | 41.34 | 54 | PK | 1 | 12.66 |
| 3 | 1517.034068 | V | 41.04 | 54 | PK | 1 | 12.96 |
| 1 | 119.93988 | H | 34.74 | 43.5 | PK | 0.1 | 8.76 |
| 1 | 132.204409 | H | 31.27 | 43.5 | PK | 0.1 | 12.23 |
| 2 | 725.851703 | H | 42.67 | 46 | PK | 0.1 | 3.33 |
| 2 | 749.8998 | H | 44.17 | 46 | PK | 0.1 | 1.83 |
| 3 | 1054.108216 | H | 38.01 | 54 | PK | 1 | 15.99 |
| 3 | 1318.637275 | H | 37.24 | 54 | PK | 1 | 16.76 |
| 1 | 49.759519 | V | 35.67 | 40 | PK | 0.1 | 4.33 |
| 1 | 65.771543 | V | 34.53 | 40 | PK | 0.1 | 5.47 |
| 2 | 329.859719 | V | 32.66 | 46 | PK | 0.1 | 13.34 |
| 2 | 725.851703 | V | 39.11 | 46 | PK | 0.1 | 6.89 |
| 3 | 1318.637275 | V | 40.66 | 54 | PK | 1 | 13.34 |
| 3 | 1517.034068 | V | 40.30 | 54 | PK | 1 | 13.7 |
| 1 | 119.93988 | H | 33.89 | 43.5 | PK | 0.1 | 9.61 |

| | | | | | | | |
|---|---|---|---|---|---|---|---|
| 1 | 132.204409 | H | 31.04 | 43.5 | PK | 0.1 | 12.46 |
| 2 | 725.851703 | H | 42.16 | 46 | PK | 0.1 | 3.84 |
| 2 | 749.8998 | H | 43.89 | 46 | PK | 0.1 | 2.11 |
| 3 | 1054.108216 | H | 40.12 | 54 | PK | 1 | 13.88 |
| 3 | 1318.637275 | H | 38.0 | 54 | PK | 1 | 16 |

**Digital**

**(Wireless Mode)**

| Polarization | Frequency Marker (MHz) | C.R. (dBuv) | C.F. (dB) | Detector AV/QP | T.R. (dBuV/m) | C.L. (dBuV/m) | Margin (dB) | Azimuth (degree) | A.H. (cm) |
|---|---|---|---|---|---|---|---|---|---|
| 1-V | 65.771543 | 22.43 | 11.61 | PK | 34.04 | 40 | 5.96 | 289 | 143 |
| | 172.064128 | 22.82 | 12.7 | PK | 35.52 | 43.5 | 7.98 | 334 | 205 |
| | 198.296593 | 28.06 | 9.9 | PK | 37.96 | 43.5 | 5.54 | 290 | 138 |

| Polarization | Frequency Marker (MHz) | C.R. (dBuv) | C.F. (dB) | Detector AV/QP | T.R. (dBuV/m) | C.L. (dBuV/m) | Margin (dB) | Azimuth (degree) | A.H. (cm) |
|---|---|---|---|---|---|---|---|---|---|
| 1-H | 131.863727 | 22.91 | 11.95 | PK | 34.86 | 43.5 | 8.64 | 353 | 109 |
| | 134.589178 | 23.9 | 11.99 | PK | 35.89 | 43.5 | 7.61 | 351 | 114 |
| | 198.296593 | 29.21 | 9.9 | PK | 39.11 | 43.5 | 4.39 | 281 | 126 |

| Polarization | Frequency Marker (MHz) | C.R. (dBuv) | C.F. (dB) | Detector AV/QP | T.R. (dBuV/m) | C.L. (dBuV/m) | Margin (dB) | Azimuth (degree) | A.H. (cm) |
|---|---|---|---|---|---|---|---|---|---|
| 2-V | 329.859719 | 22.26 | 13.8 | PK | 36.06 | 46 | 9.94 | 270 | 192 |
| | 360.320641 | 21.23 | 14.43 | PK | 35.66 | 46 | 10.34 | 190 | 172 |
| | 499.799599 | 20.39 | 17.34 | PK | 37.73 | 46 | 8.27 | 219 | 135 |
| | 725.851703 | 17.03 | 21.09 | PK | 38.12 | 46 | 7.88 | 185 | 232 |

| Polarization | Frequency Marker (MHz) | C.R. (dBuv) | C.F. (dB) | Detector AV/QP | T.R. (dBuV/m) | C.L. (dBuV/m) | Margin (dB) | Azimuth (degree) | A.H. (cm) |
|---|---|---|---|---|---|---|---|---|---|
| 2-H | 461.322645 | 23.35 | 16.74 | PK | 40.09 | 46 | 5.91 | 249 | 165 |
| | 494.989980 | 22.96 | 17.28 | PK | 40.24 | 46 | 5.76 | 215 | 148 |
| | 725.851703 | 20.44 | 21.09 | QP | 41.53 | 46 | 4.47 | 180 | 248 |
| | 759.519038 | 19.98 | 21.89 | QP | 41.87 | 46 | 4.131 | 168 | 189 |

Registration number: W6M20511-6291-C-1
FCC ID: TSTWV100

**(Line Mode)**

| Polarization | Frequency Marker (MHz) | C.R. (dBuv) | C.F. (dB) | Detector AV/QP | T.R. (dBuV/m) | C.L. (dBuV/m) | Margin (dB) | Azimuth (degree) | A.H. (cm) |
|---|---|---|---|---|---|---|---|---|---|
| 1-V | 165.931864 | 22.98 | 12.85 | PK | 39.83 | 43.5 | 3.67 | 275 | 106 |
| | 180.9218144 | 23.68 | 11.71 | PK | 35.39 | 43.5 | 8.11 | 265 | 173 |
| | 193.867735 | 26.33 | 10.10 | PK | 36.43 | 43.5 | 7.07 | 288 | 145 |
| | 198.296593 | 27.15 | 9.8 | QP | 36.95 | 43.5 | 6.55 | 286 | 141 |

| Polarization | Frequency Marker (MHz) | C.R. (dBuv) | C.F. (dB) | Detector AV/QP | T.R. (dBuV/m) | C.L. (dBuV/m) | Margin (dB) | Azimuth (degree) | A.H. (cm) |
|---|---|---|---|---|---|---|---|---|---|
| 1-H | 119.939880 | 22.53 | 11.3 | PK | 33.83 | 43.5 | 9.67 | 352 | 118 |
| | 131.863727 | 22.05 | 11.9 | PK | 33.95 | 43.5 | 9.55 | 357 | 131 |
| | 146.853707 | 23.36 | 12.85 | PK | 36.21 | 43.5 | 7.29 | 292 | 107 |
| | 198.296593 | 25.17 | 9.8 | QP | 35.37 | 43.5 | 8.13 | 281 | 114 |

| Polarization | Frequency Marker (MHz) | C.R. (dBuv) | C.F. (dB) | Detector AV/QP | T.R. (dBuV/m) | C.L. (dBuV/m) | Margin (dB) | Azimuth (degree) | A.H. (cm) |
|---|---|---|---|---|---|---|---|---|---|
| 2-V | 374.749499 | 25.56 | 14.76 | PK | 40.32 | 46 | 5.68 | 210 | 149 |
| | 461.322645 | 21.73 | 16.74 | PK | 38.47 | 46 | 7.53 | 255 | 169 |
| | 650.501002 | 21.07 | 20.03 | PK | 41.10 | 46 | 4.9 | 259 | 148 |
| | 700.200401 | 21.96 | 20.61 | QP | 42.57 | 46 | 3.43 | 349 | 126 |
| | 749.899800 | 23.04 | 21.85 | QP | 44.89 | 46 | 3.43 | 349 | 102 |
| | 775.551102 | 21.23 | 21.93 | QP | 43.16 | 46 | 2.84 | 320 | 148 |

| Polarization | Frequency Marker (MHz) | C.R. (dBuv) | C.F. (dB) | Detector AV/QP | T.R. (dBuV/m) | C.L. (dBuV/m) | Margin (dB) | Azimuth (degree) | A.H. (cm) |
|---|---|---|---|---|---|---|---|---|---|
| 2-H | 374.749499 | 29.41 | 14.76 | QP | 44.17 | 46 | 1.83 | 208 | 145 |
| | 700.200401 | 23.75 | 20.61 | QP | 44.36 | 46 | 1.64 | 355 | 118 |
| | 749.899800 | 23.17 | 21.85 | QP | 45.02 | 46 | 0.98 | 345 | 108 |
| | 775.551102 | 22.75 | 21.93 | QP | 44.68 | 46 | 1.32 | 315 | 139 |
| | 828.250501 | 21.4 | 22.47 | QP | 43.87 | 46 | 2.13 | 295 | 165 |
| | 874.949900 | 21.49 | 22.60 | QP | 44.09 | 46 | 1.91 | 281 | 207 |

**Note**
1. **Correction Factor = Antennal factor + Cable loss + Preamplifier gain**
2. **Test Result = Correction reading + Correction Factor**
3. **P = Peak，QP = Qusai Peak。**
4. **C.R.=Corrected Reading; C.F.= Correction Factor; T.R.= Test Result; C.L.=Compliance Limit; A.H.=Antenna Height**

Registration number: W6M20511-6291-C-1
FCC ID: TSTWV100

Except for Class A digital devices, the field strength of radiated emissions from unintentional radiators at a distance of 3 meters shall not exceed the following values:

| Frequency of Emission (MHz) | Field Strength (microvolts/meter) | Field Strength (dBmicrovolts/meter) |
|---|---|---|
| 30 – 88 | 100 | 40.0 |
| 88 – 216 | 150 | 43.5 |
| 216 – 960 | 200 | 46.0 |
| Above 960 | 500 | 54.0 |

Test equipment used: ETSTW-RE 015, ETSTW-RE 016, ETSTW-RE 017, ETSTW-CS 001, ETSTW-RE 026, ETSTW-RE 003, ETSTW-RE 025

Comment: see attached diagram

## 3.9 Power Line Conducted Emission

For an intentional radiator which is designed to be connected to the public utility (AC) power line, the radio frequency voltage that is conducted back onto the AC line on any frequency or frequencies within the band 150 kHz to 30 MHz shall not exceed the limits in the table bellows with this provision shall be based on the measurement of the radio frequency voltage between each power line and ground at the power terminals.

This measurement was transact first with instrumentation using an average and peak detector and a 10 kHz bandwidth. If the peak detector achieves a calculated level, the measurement is repeated by an instrumentation using a quasi-peak detector.

| Frequency | Level (dBμV) | |
|---|---|---|
| | quasi-peak | average |
| 150 kHz | lower limit line | Lower limit line |

**Measurement Result: "_ Fin AV"**

**(Wireless Mode)**

| Frequency Marker [MHz] | Type | Corrected Reading [dBuV] | Compliance AVLimit [dBuV] | BW [MHz] | Margin(AV) |
|---|---|---|---|---|---|
| 0.22 | N | 31.7 | 54 | 0.01 | 22.30 |
| 0.375 | N | 20.3 | 49.571428 | 0.01 | 29.27 |
| 1.515 | N | 26.3 | 46 | 0.01 | 19.70 |
| 3.445 | N | 21.3 | 46 | 0.01 | 24.70 |

| Frequency Marker [MHz] | Type | Corrected Reading [dBuV] | Compliance AVLimit [dBuV] | BW [MHz] | Margin(AV) |
|---|---|---|---|---|---|
| 0.220 | L1 | 31.2 | 54 | 0.01 | 22.80 |
| 1.510 | L1 | 22.6 | 46 | 0.01 | 23.40 |
| 3.440 | L1 | 20.4 | 46 | 0.01 | 25.60 |

Registration number: W6M20511-6291-C-1
FCC ID: TSTWV100

**Measurement Result: "_ Fin QP"**

| Frequency Marker [MHz] | Type | Corrected Reading [dBuV] | Compliance QPLimit [dBuV] | BW [MHz] | Margin(QP) |
|---|---|---|---|---|---|
| 0.22 | N | 41 | 64 | 0.01 | 23.00 |
| 0.375 | N | 38.1 | 59.571428 | 0.01 | 21.47 |
| 1.515 | N | 41.6 | 56 | 0.01 | 14.40 |
| 3.445 | N | 36.2 | 56 | 0.01 | 19.80 |

| Frequency Marker [MHz] | Type | Corrected Reading [dBuV] | Compliance QPLimit [dBuV] | BW [MHz] | Margin(QP) |
|---|---|---|---|---|---|
| 0.220 | L1 | 41.3 | 64 | 0.01 | 22.70 |
| 1.510 | L1 | 42.6 | 56 | 0.01 | 13.40 |
| 3.440 | L1 | 34.9 | 56 | 0.01 | 21.10 |

**Measurement Result: "_ Fin AV"**

**(Line Mode)**

| Frequency Marker [MHz] | Type | Corrected Reading [dBuV] | Compliance AVLimit [dBuV] | BW [MHz ] | Margin(AV) |
|---|---|---|---|---|---|
| 0.375 | N | 47.7 | 49.57143 | 0.01 | 1.87 |
| 0.525 | N | 45 | 46 | 0.01 | 1.00 |
| 0.53 | N | 45.3 | 46 | 0.01 | 0.70 |
| 0.6 | N | 45.3 | 46 | 0.01 | 0.70 |
| 0.67 | N | 45.8 | 46 | 0.01 | 0.20 |
| 0.755 | N | 44.2 | 46 | 0.01 | 1.80 |
| 1.425 | N | 43.1 | 46 | 0.01 | 2.90 |
| 1.3 | N | 40.5 | 46 | 0.01 | 5.50 |
| 1.370 | N | 41.6 | 46 | 0.01 | 4.40 |
| 1.385 | N | 39.5 | 46 | 0.01 | 6.50 |
| 1.430 | N | 38.4 | 46 | 0.01 | 7.60 |
| 1.480 | N | 38.8 | 46 | 0.01 | 7.20 |
| 1.495 | N | 37.3 | 46 | 0.01 | 8.70 |
| 1.530 | N | 34.5 | 46 | 0.01 | 11.50 |
| 1.780 | N | 39.7 | 46 | 0.01 | 6.30 |

Registration number: W6M20511-6291-C-1
FCC ID: TSTWV100

| Frequency Marker [MHz] | Type | Corrected Reading [dBuV] | Compliance AVLimit [dBuV] | BW [MHz] | Margin(AV) |
|---|---|---|---|---|---|
| 0.45 | L1 | 46.1 | 47.42857 | 0.01 | 1.33 |
| 0.525 | L1 | 45.8 | 46 | 0.01 | 0.20 |
| 0.6 | L1 | 45.7 | 46 | 0.01 | 0.30 |
| 0.605 | L1 | 45.7 | 46 | 0.01 | 0.30 |
| 0.68 | L1 | 45.2 | 46 | 0.01 | 0.80 |
| 1.355 | L1 | 45.1 | 46 | 0.01 | 0.90 |
| 1.275 | L1 | 40.6 | 46 | 0.01 | 5.40 |
| 1.335 | L1 | 41.8 | 46 | 0.01 | 4.20 |
| 1.370 | L1 | 39.4 | 46 | 0.01 | 6.60 |
| 1.390 | L1 | 39.8 | 46 | 0.01 | 6.20 |
| 1.400 | L1 | 40.6 | 46 | 0.01 | 5.40 |
| 1.430 | L1 | 41.1 | 46 | 0.01 | 4.90 |
| 1.495 | L1 | 43.2 | 46 | 0.01 | 2.80 |
| 1.505 | L1 | 40.8 | 46 | 0.01 | 5.20 |
| 1.78 | L1 | 41.6 | 46 | 0.01 | 4.40 |

**Measurement Result: "_ Fin QP"**

| Frequency Marker [MHz] | Type | Corrected Reading [dBuV] | Compliance QPLimit [dBuV] | BW [MHz] | Margin(QP) |
|---|---|---|---|---|---|
| 0.375 | N | 51.8 | 59.57143 | 0.01 | 7.77 |
| 0.525 | N | 52.5 | 56 | 0.01 | 3.50 |
| 0.53 | N | 53.1 | 56 | 0.01 | 2.90 |
| 0.6 | N | 52.6 | 56 | 0.01 | 3.40 |
| 0.67 | N | 53.5 | 56 | 0.01 | 2.50 |
| 0.755 | N | 52.8 | 56 | 0.01 | 3.20 |
| 1.425 | N | 51.9 | 56 | 0.01 | 4.10 |
| 1.3 | N | 55.4 | 56 | 0.01 | 0.60 |
| 1.370 | N | 55.8 | 56 | 0.01 | 0.20 |
| 1.385 | N | 55.2 | 56 | 0.01 | 0.80 |
| 1.430 | N | 55.6 | 56 | 0.01 | 0.40 |
| 1.480 | N | 55.4 | 56 | 0.01 | 0.60 |
| 1.495 | N | 55.5 | 56 | 0.01 | 0.50 |
| 1.530 | N | 56 | 56 | 0.01 | 0.00 |
| 1.780 | N | 55.1 | 56 | 0.01 | 0.90 |

Registration number: W6M20511-6291-C-1
FCC ID: TSTWV100

| Frequency Marker [MHz] | Type | Corrected Reading [dBuV] | Compliance QPLimit [dBuV] | BW [MHz] | Margin(QP) |
|---|---|---|---|---|---|
| 0.45 | L1 | 53.6 | 57.42857 | 0.01 | 3.83 |
| 0.525 | L1 | 51.8 | 56 | 0.01 | 4.20 |
| 0.6 | L1 | 50.6 | 56 | 0.01 | 5.40 |
| 0.605 | L1 | 51.4 | 56 | 0.01 | 4.60 |
| 0.68 | L1 | 53.9 | 56 | 0.01 | 2.10 |
| 1.355 | L1 | 54.8 | 56 | 0.01 | 1.20 |
| 1.275 | L1 | 55.4 | 56 | 0.01 | 0.60 |
| 1.335 | L1 | 55.5 | 56 | 0.01 | 0.50 |
| 1.370 | L1 | 55.4 | 56 | 0.01 | 0.60 |
| 1.390 | L1 | 56.0 | 56 | 0.01 | 0.00 |
| 1.400 | L1 | 55.7 | 56 | 0.01 | 0.30 |
| 1.430 | L1 | 55.1 | 56 | 0.01 | 0.90 |
| 1.495 | L1 | 55.5 | 56 | 0.01 | 0.50 |
| 1.505 | L1 | 55.5 | 56 | 0.01 | 0.50 |
| 1.78 | L1 | 55.3 | 56 | 0.01 | 0.70 |

**Limits:**

| Frequency of Emission (MHz) | Conducted Limit (dBuV) | |
|---|---|---|
| | Quasi Peak | Average |
| 0.15-0.5 | 66 to 56 | 56 to 46 |
| 0.5-5 | 56 | 46 |
| 5-30 | 60 | 50 |

Test equipment used: ETSTW-CE 004, ETSTW-CE 001, ETSTW-RE 023

Comment: see attached diagram

## Appendix

A Peak Output Power
B Spurious Emissions radiated – Transmitter operating
C Band Edge Measurement
D Minimum 6dB Bandwidth
E Peak Power Spectral Density
F Radiated Emissions from Receiver Section of Transceiver
G Power Line Conducted Emission
H Pictures

**Appendix A**

Peak Output Power

The measurement diagram are wideband pre-scan results; only for reference.

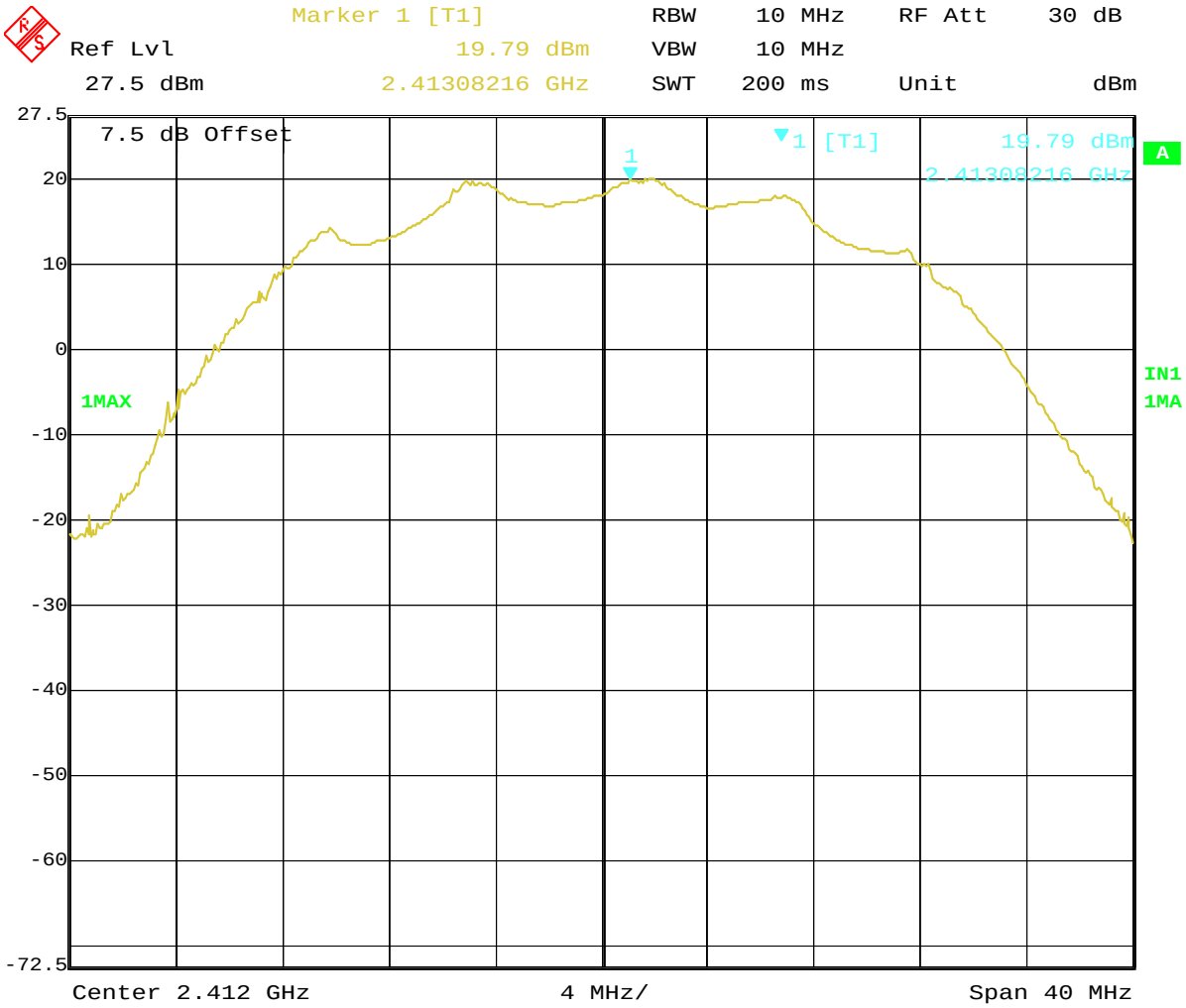


Title: 11B CH1 MAX OUTPUT POWER
Comment A: YUAN High-Tech Development Co.,Ltd.
Date: 16.NOV.2005 15:08:26

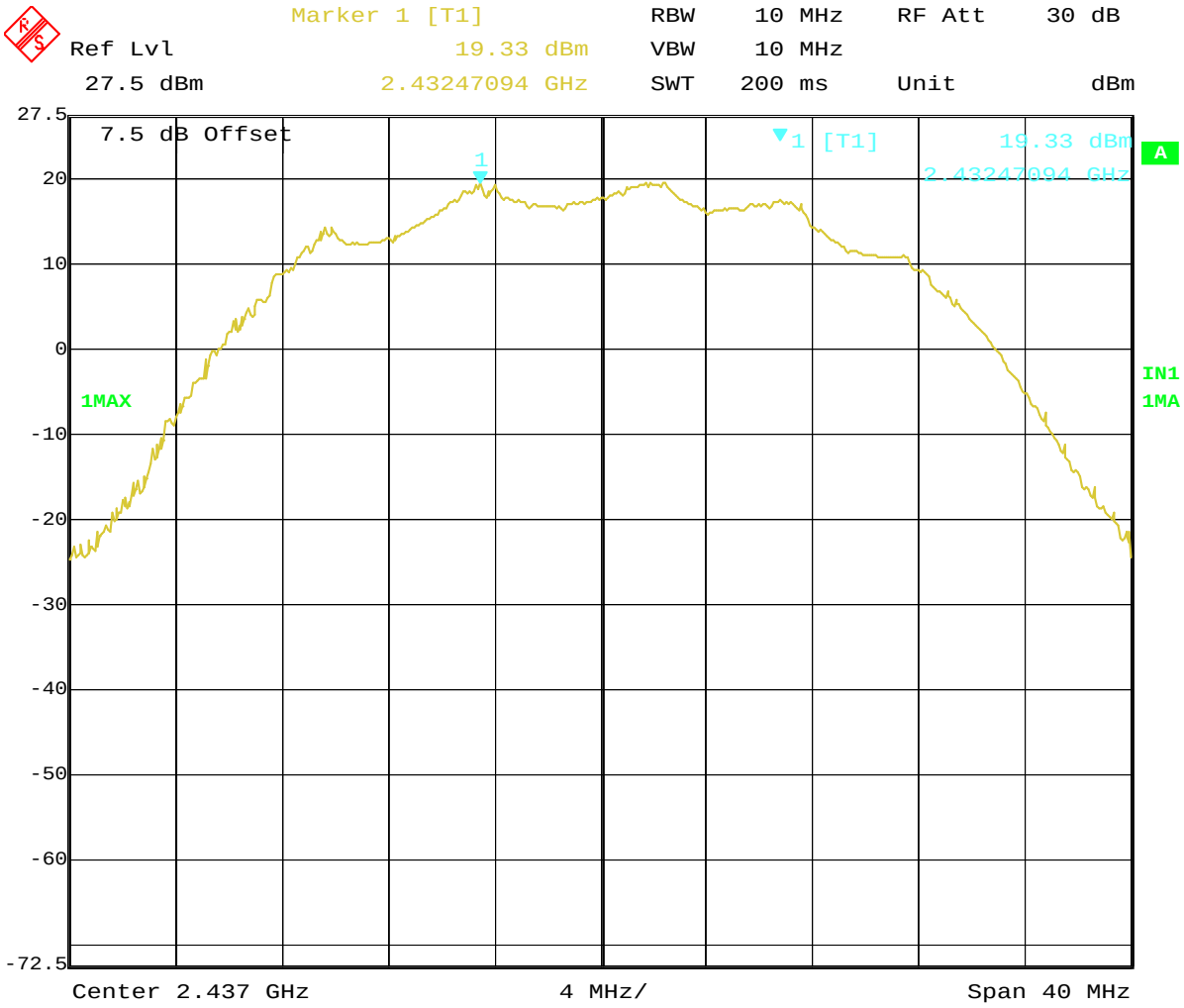


Title: 11B CH6 MAX OUTPUT POWER
Comment A: YUAN High-Tech Development Co.,Ltd.
Date: 16.NOV.2005 15:17:06

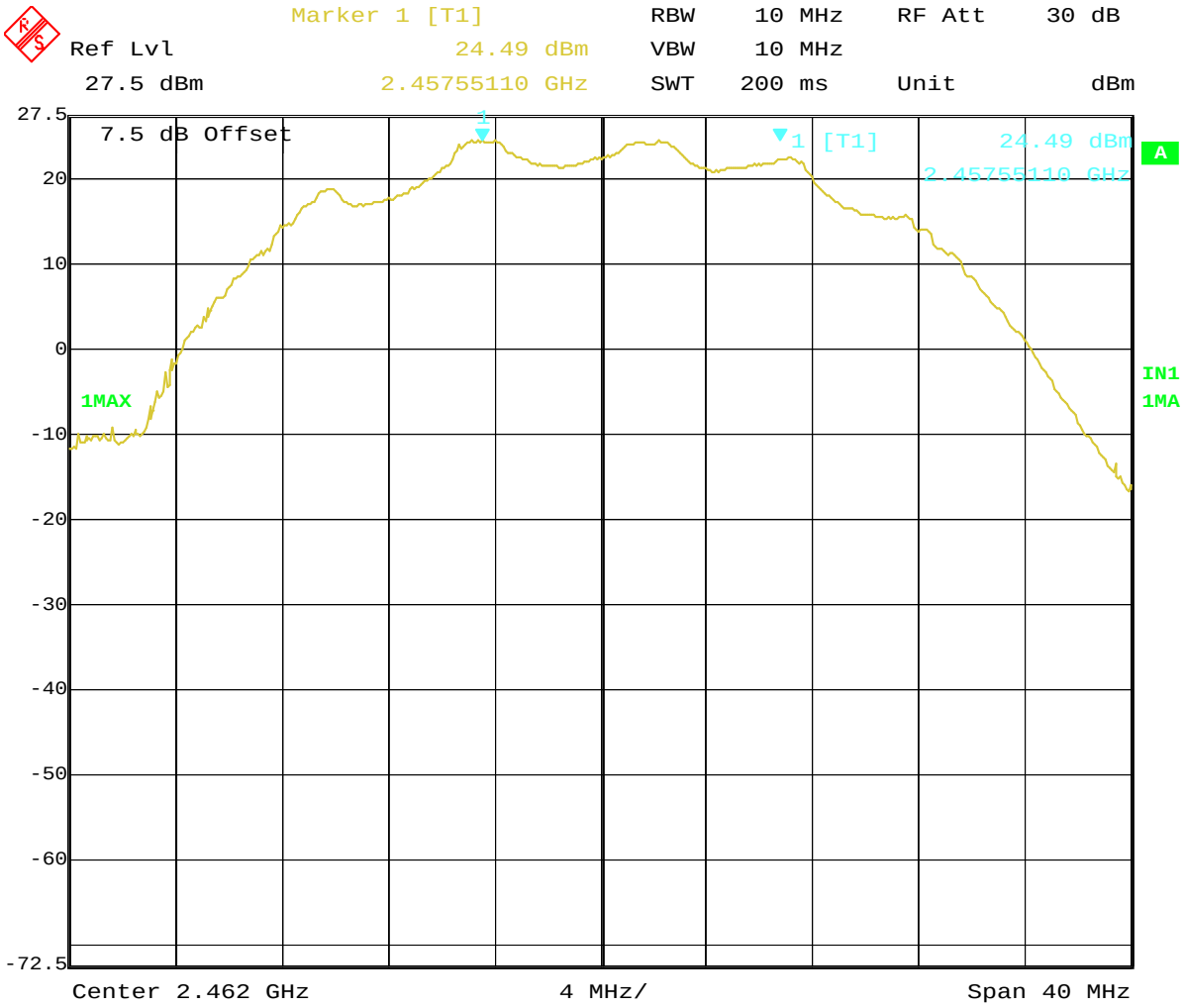


Title: 11B CH11 MAX OUTPUT POWER
Comment A: YUAN High-Tech Development Co.,Ltd.
Date: 16.NOV.2005 15:31:30

***Carrier power (Field Strength)***

***FCC RULES PART 15, SUBPART C***

| | |
|---|---|
| EUT: | Wireless Multimedia System |
| MODEL NO.: | WMS 100 Receiver 802.11B CH 1 |
| Approval Holder: | YUAN High-Tech Development Co.,Ltd. |
| Test Site / Operator: | ETS / Dennis |
| Temperature/Voltage: | Temp.: 23°C/ Unom.: 120 VAC ( ac/dc adaptor ) |
| Test Specification: | according to §15.247 |
| Comment 1: | Dist.: 3m, Ant.: HL025 |
| | Freq: 2.411GHz, Emax: 104.80dBµV/m, RBW: 1MHz |

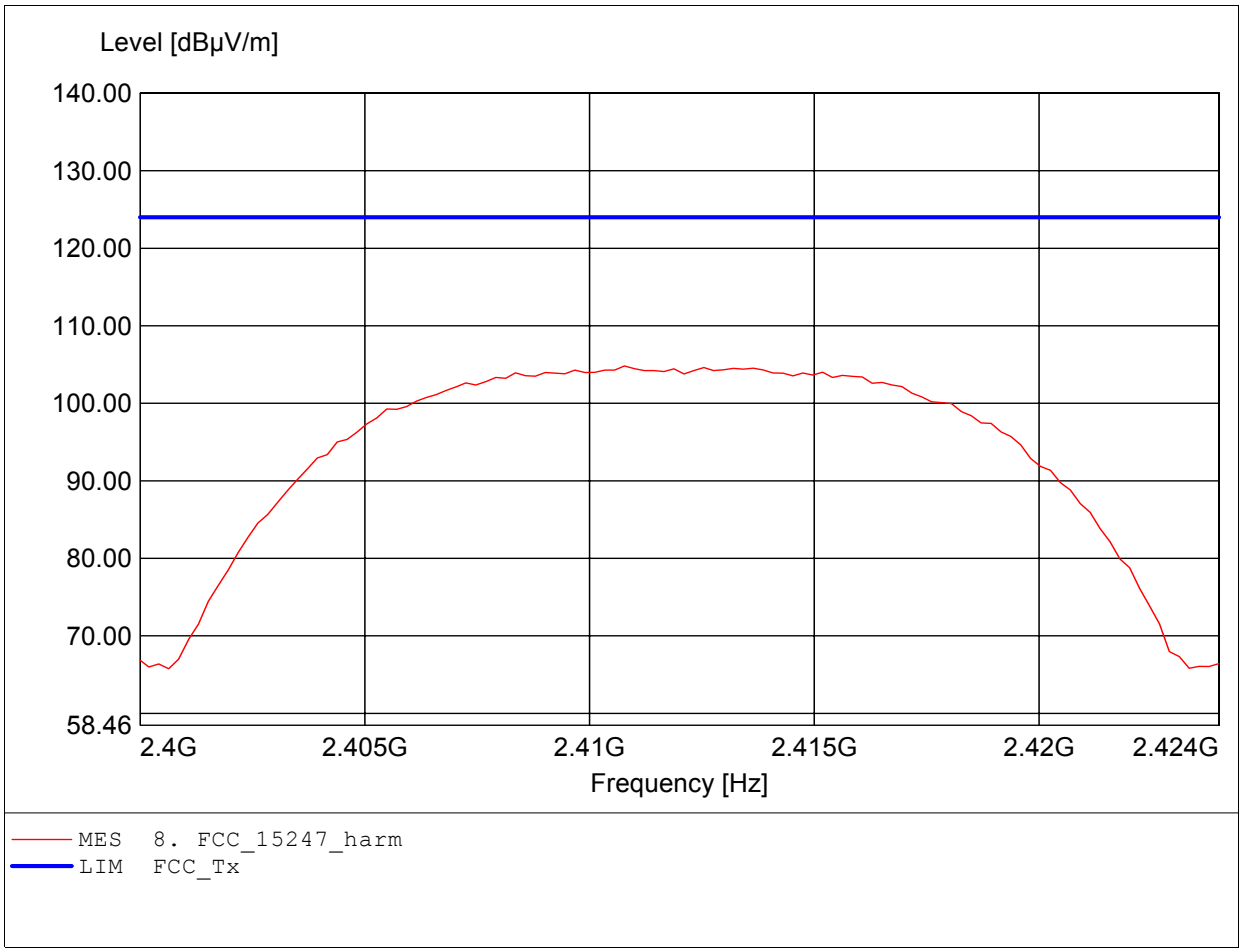

***Carrier power (Field Strength)***

***FCC RULES PART 15, SUBPART C***

| | |
|---|---|
| EUT: | Wireless Multimedia System |
| MODEL NO.: | WMS 100 Receiver 802.11B CH 1 |
| Approval Holder: | YUAN High-Tech Development Co.,Ltd. |
| Test Site / Operator: | ETS / Dennis |
| Temperature/Voltage: | Temp.: 23°C/ Unom.: 120 VAC ( ac/dc adaptor ) |
| Test Specification: | according to §15.247 |
| Comment 1: | Dist.: 3m, Ant.: HL025 |
| | Freq: 2.413GHz, Emax: 93.03dBµV/m, RBW: 1MHz |

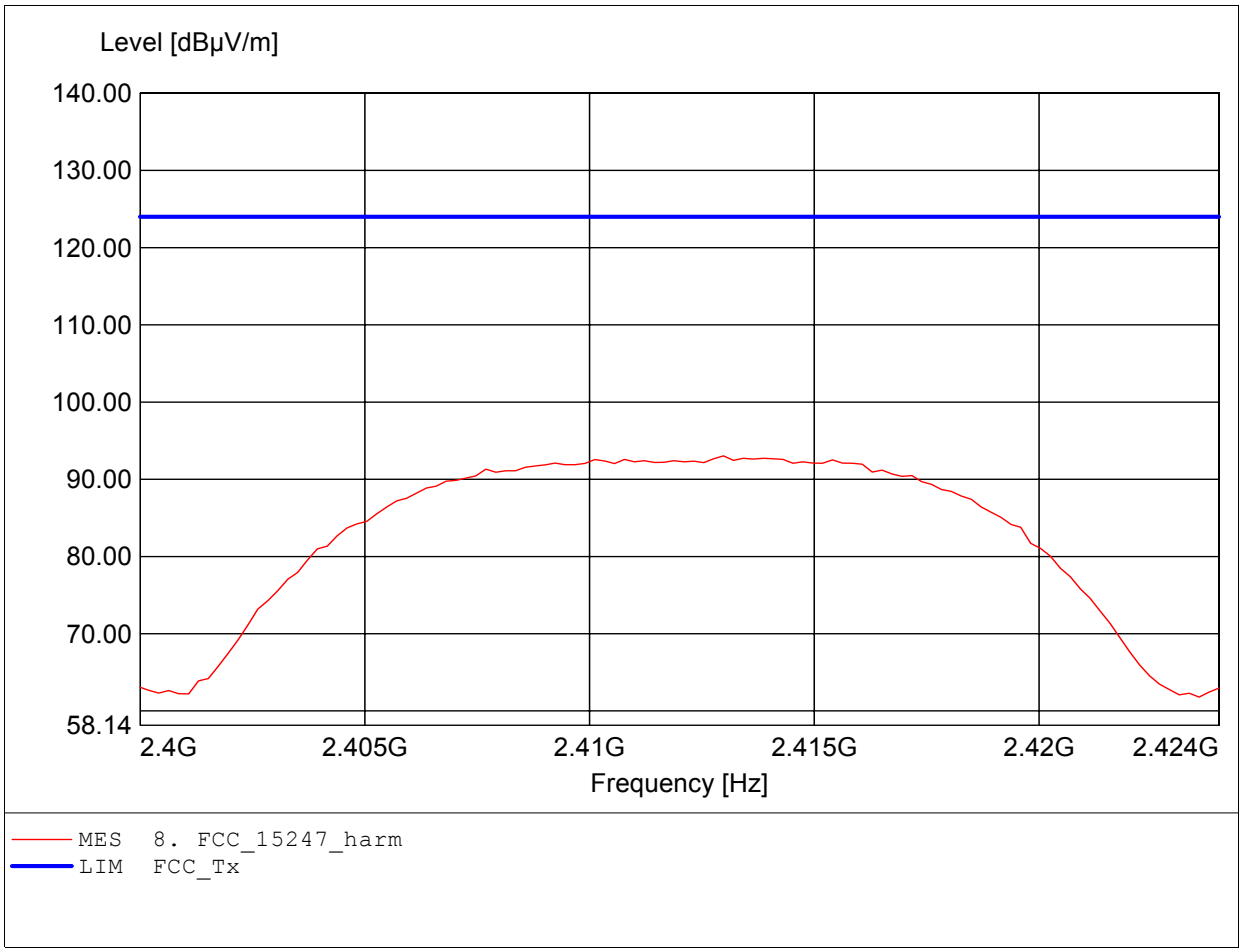

***Carrier power (Field Strength)***

***FCC RULES PART 15, SUBPART C***

| | |
|---|---|
| EUT: | Wireless Multimedia System |
| MODEL NO.: | WMS 100 Receiver 802.11B CH 6 |
| Approval Holder: | YUAN High-Tech Development Co.,Ltd. |
| Test Site / Operator: | ETS / Dennis |
| Temperature/Voltage: | Temp.: 23°C/ Unom.: 120 VAC ( ac/dc adaptor ) |
| Test Specification: | according to §15.247 |
| Comment 1: | Dist.: 3m, Ant.: HL025 |
| | Freq: 2.437GHz, Emax: 105.39dBµV/m, RBW: 1MHz |

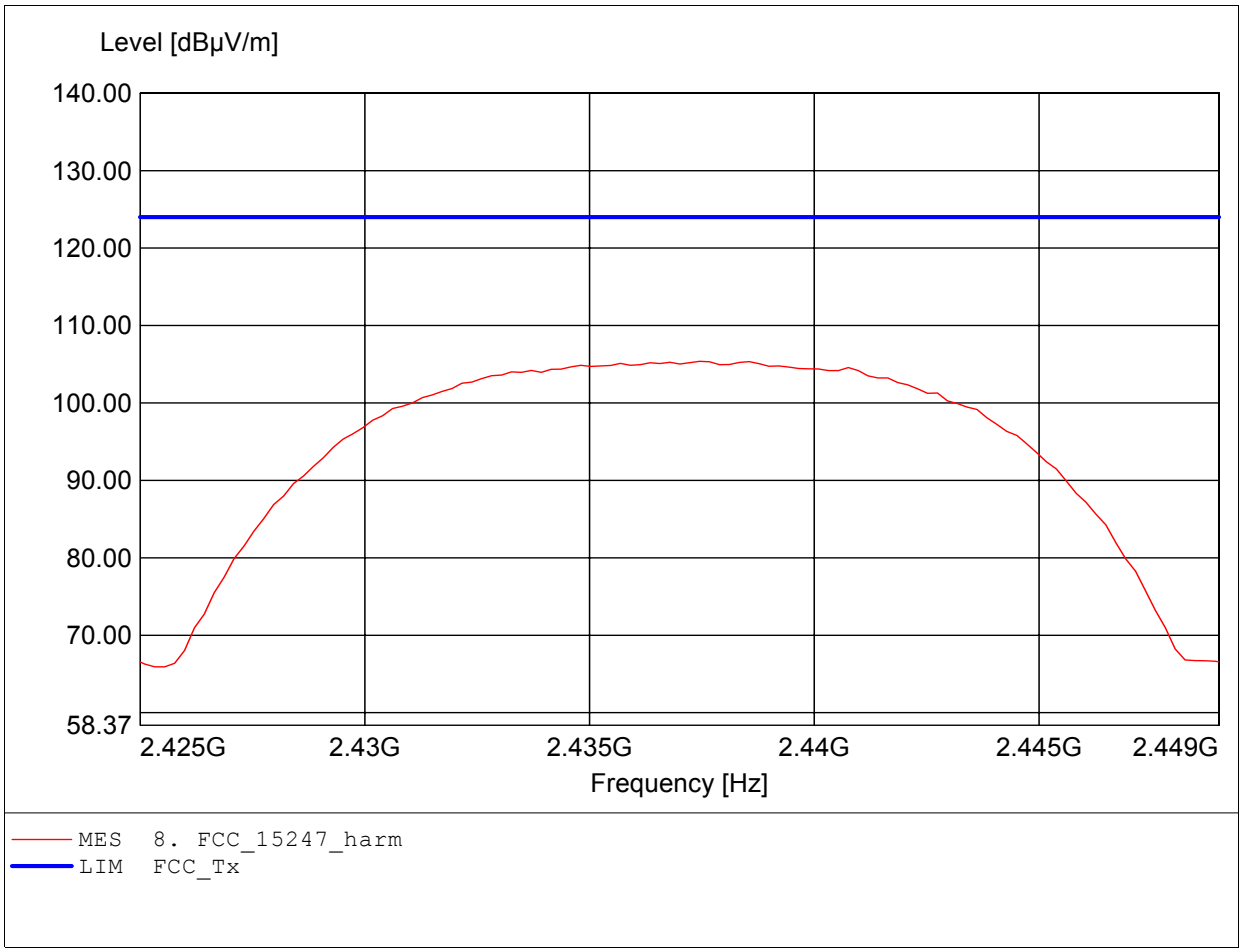

***Carrier power (Field Strength)***

***FCC RULES PART 15, SUBPART C***

| | |
|---|---|
| EUT: | Wireless Multimedia System |
| MODEL NO.: | WMS 100 Receiver 802.11B CH 6 |
| Approval Holder: | YUAN High-Tech Development Co.,Ltd. |
| Test Site / Operator: | ETS / Dennis |
| Temperature/Voltage: | Temp.: 23°C/ Unom.: 120 VAC ( ac/dc adaptor ) |
| Test Specification: | according to §15.247 |
| Comment 1: | Dist.: 3m, Ant.: HL025 |
| | Freq: 2.438GHz, Emax: 94.21dBµV/m, RBW: 1MHz |

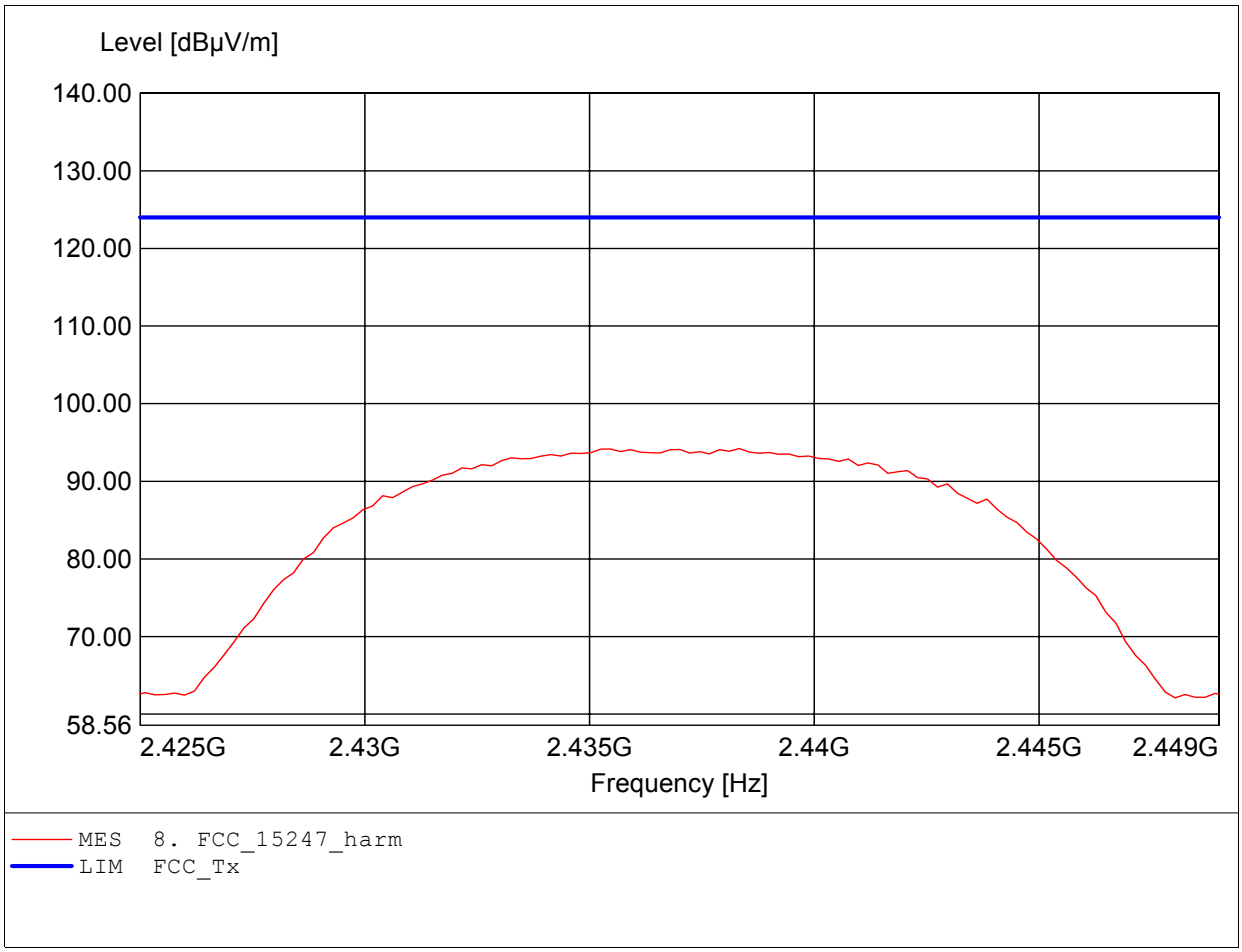

***Carrier power (Field Strength)***

***FCC RULES PART 15, SUBPART C***

| | |
|---|---|
| EUT: | Wireless Multimedia System |
| MODEL NO.: | WMS 100 Receiver 802.11B CH11 |
| Approval Holder: | YUAN High-Tech Development Co.,Ltd. |
| Test Site / Operator: | ETS / Dennis |
| Temperature/Voltage: | Temp.: 23°C/ Unom.: 120 VAC ( ac/dc adaptor ) |
| Test Specification: | according to §15.247 |
| Comment 1: | Dist.: 3m, Ant.: HL025 |
| | Freq: 2.463GHz, Emax: 106.08dBµV/m, RBW: 1MHz |

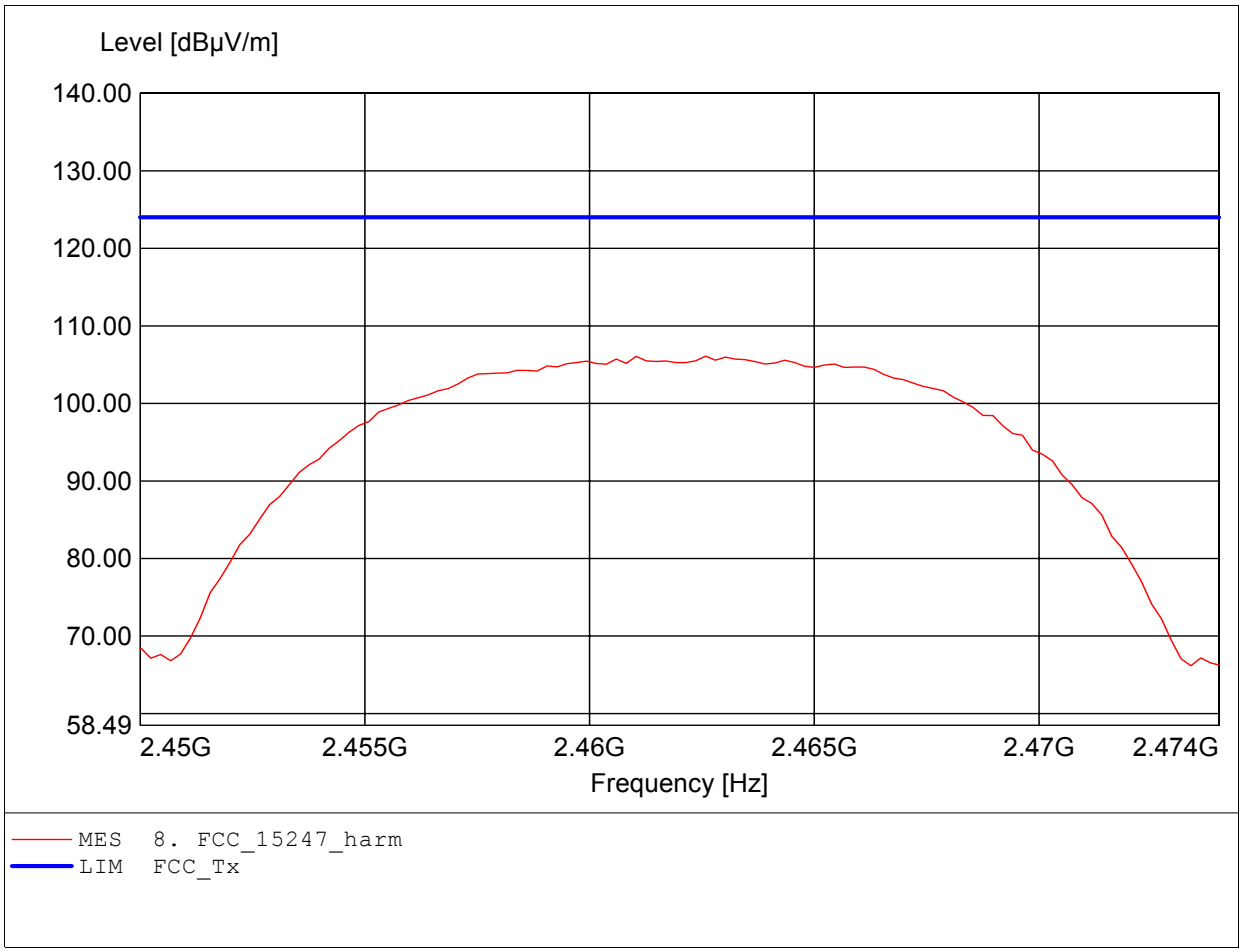

***Carrier power (Field Strength)***

***FCC RULES PART 15, SUBPART C***

| | |
|---|---|
| EUT: | Wireless Multimedia System |
| MODEL NO.: | WMS 100 Receiver 802.11B CH11 |
| Approval Holder: | YUAN High-Tech Development Co.,Ltd. |
| Test Site / Operator: | ETS / Dennis |
| Temperature/Voltage: | Temp.: 23°C/ Unom.: 120 VAC ( ac/dc adaptor ) |
| Test Specification: | according to §15.247 |
| Comment 1: | Dist.: 3m, Ant.: HL025 |
| | Freq: 2.463GHz, Emax: 94.05dBµV/m, RBW: 1MHz |

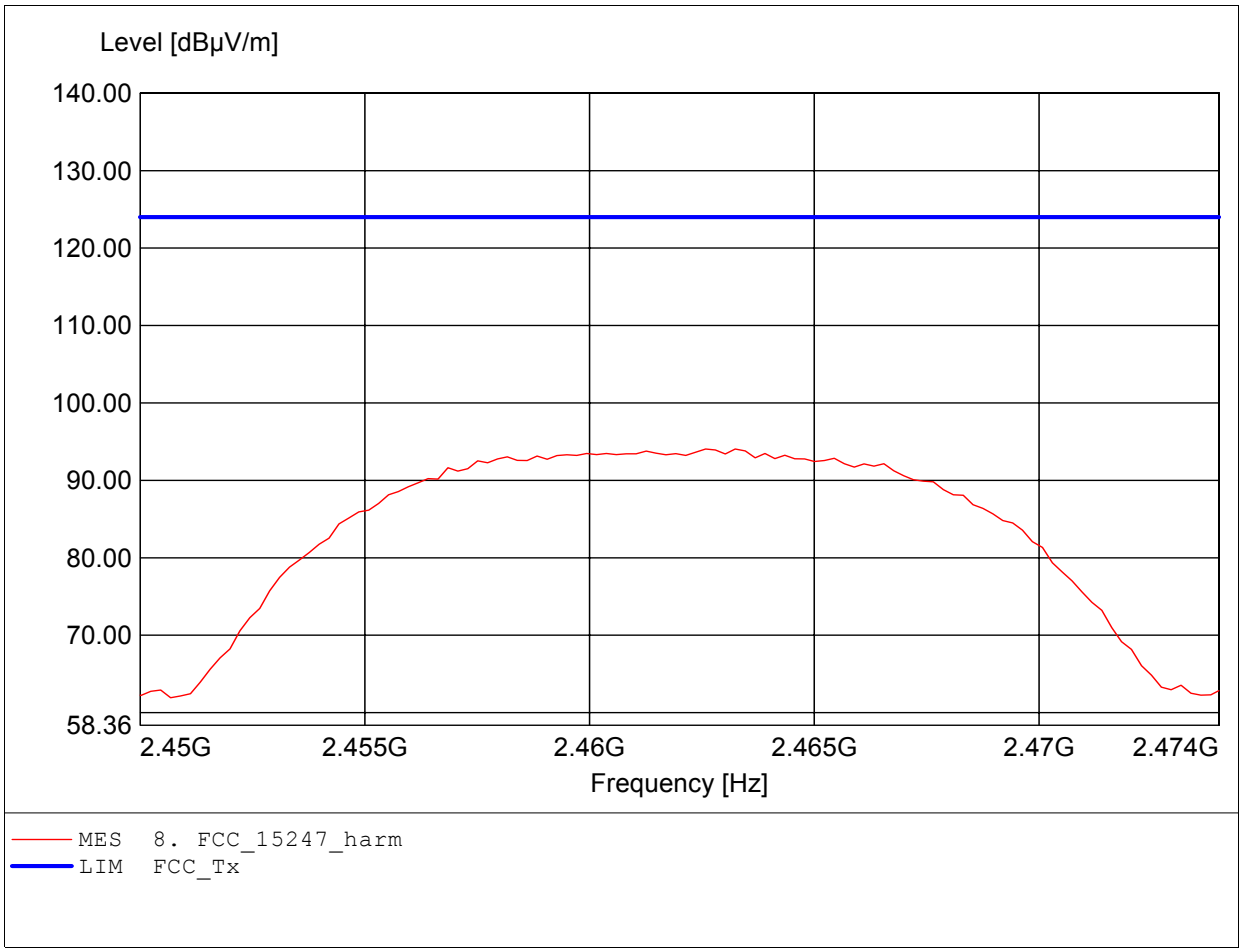

**Appendix B**

Spurious Emissions radiated – Transmitter operating

The measurement diagram are wideband pre-scan results; only for reference.

## *Spurious emissions Field Strength*

## *FCC RULES PART 15, SUBPART C*

| | |
|---|---|
| EUT: | Wireless Multimedia System |
| MODEL NO.: | WMS 100 Receiver 802.11B CH 1 |
| Approval Holder: | YUAN High-Tech Development Co.,Ltd. |
| Test Site / Operator: | ETS / Dennis |
| Temperature/Voltage: | Temp.: 23°C/ Unom.: 120 VAC ( ac/dc adaptor ) |
| Test Specification: | according to §15.247 |
| Comment 1: | Dist.: 3m, Ant.: HK 116 |
| | Freq: 200.000MHz, Emax: 34.21dBµV/m, RBW: 100kHz |

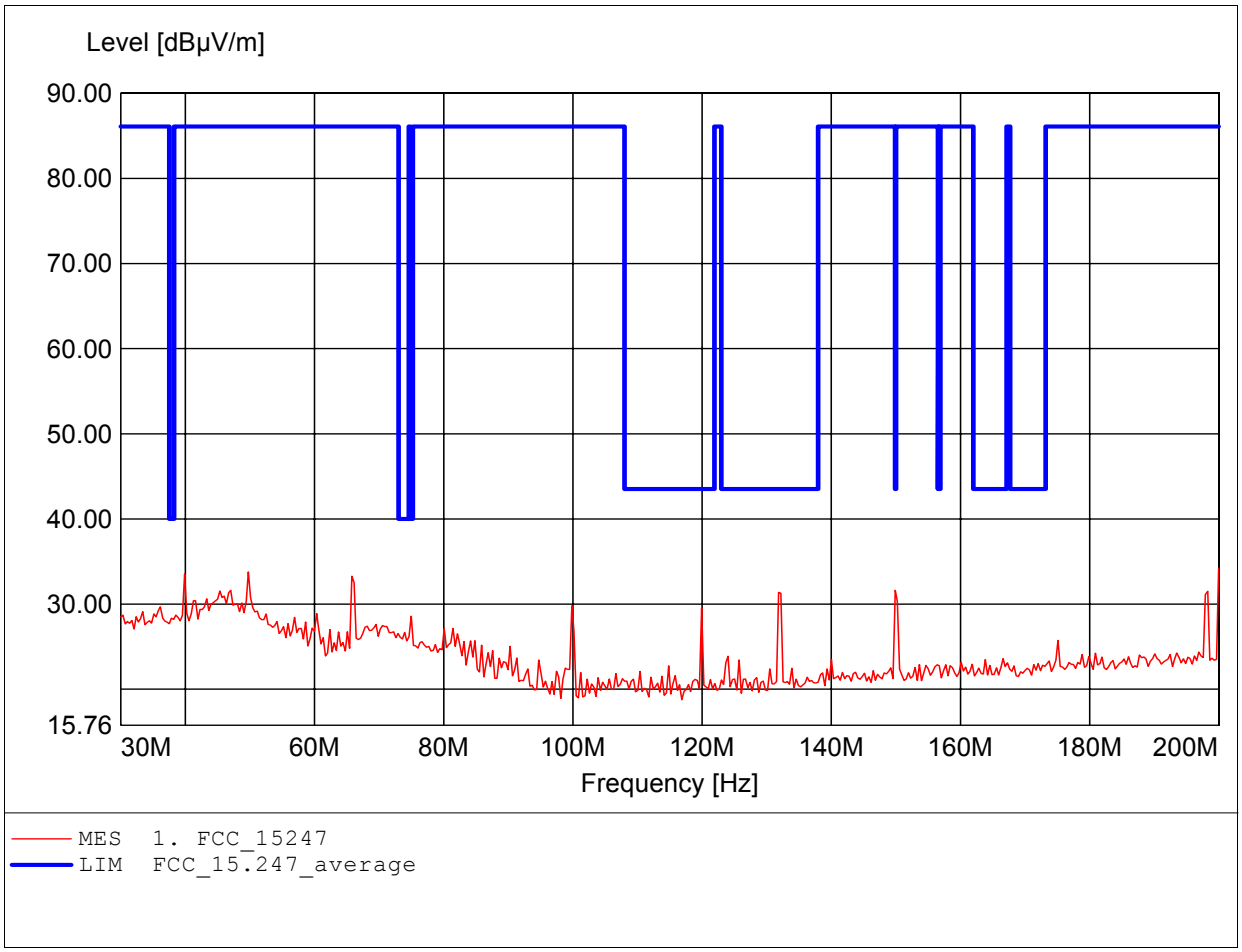

***Spurious emissions Field Strength***

***FCC RULES PART 15, SUBPART C***

| | |
|---|---|
| EUT: | Wireless Multimedia System |
| MODEL NO.: | WMS 100 Receiver 802.11B CH 1 |
| Approval Holder: | YUAN High-Tech Development Co.,Ltd. |
| Test Site / Operator: | ETS / Dennis |
| Temperature/Voltage: | Temp.: 23°C/ Unom.: 120 VAC ( ac/dc adaptor ) |
| Test Specification: | according to §15.247 |
| Comment 1: | Dist.: 3m, Ant.: HK 116 |
| | Freq: 200.000MHz, Emax: 35.06dBµV/m, RBW: 100kHz |

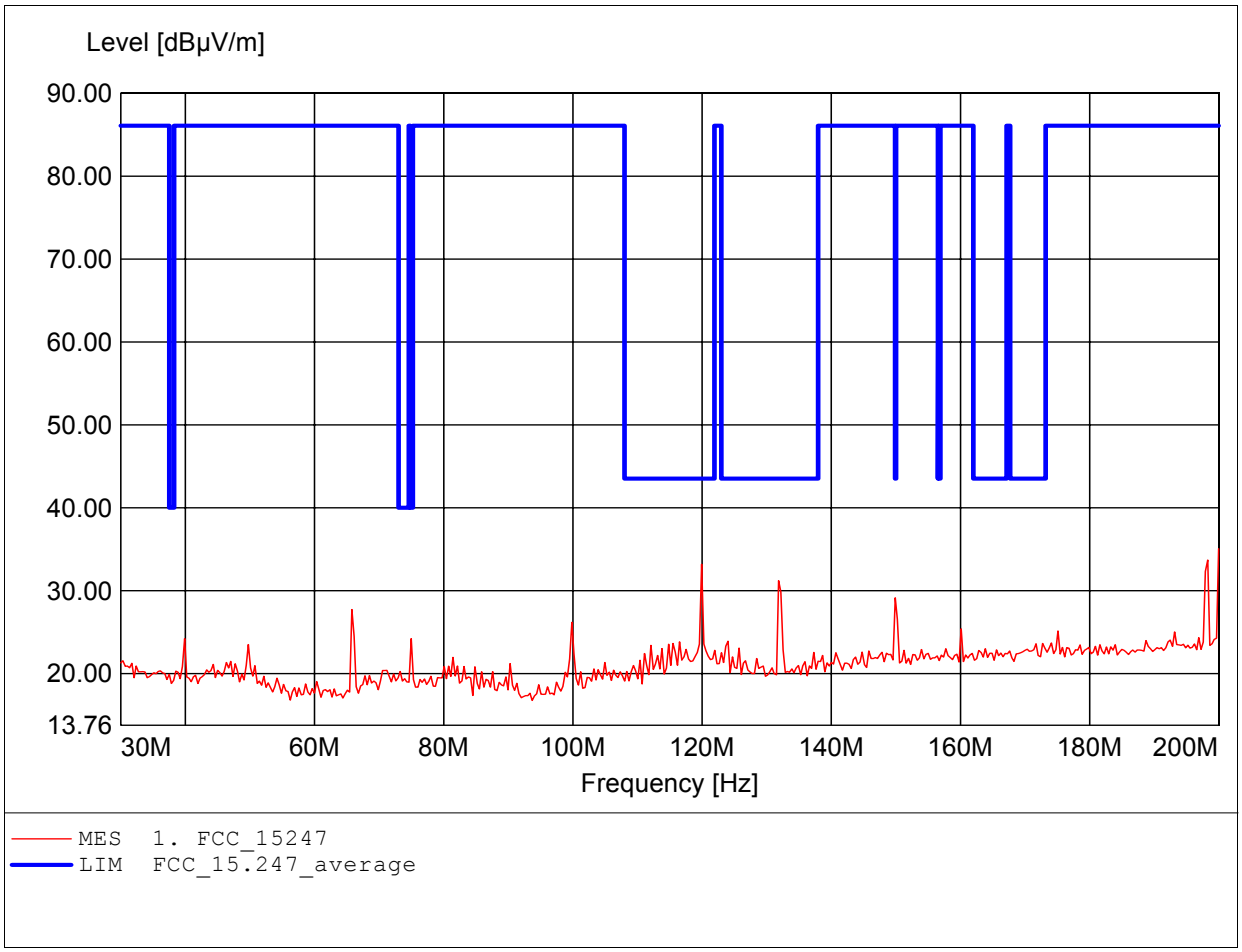

***Spurious emissions Field Strength***

***FCC RULES PART 15, SUBPART C***

| | |
|---|---|
| EUT: | Wireless Multimedia System |
| MODEL NO.: | WMS 100 Receiver 802.11B CH 1 |
| Approval Holder: | YUAN High-Tech Development Co.,Ltd. |
| Test Site / Operator: | ETS / Dennis |
| Temperature/Voltage: | Temp.: 23°C/ Unom.: 120 VAC ( ac/dc adaptor ) |
| Test Specification: | according to §15.247 |
| Comment 1: | Dist.: 3m, Ant.: HL 223, |
| | Freq: 725.852MHz, Emax: 40.69dBµV/m, RBW: 100kHz |

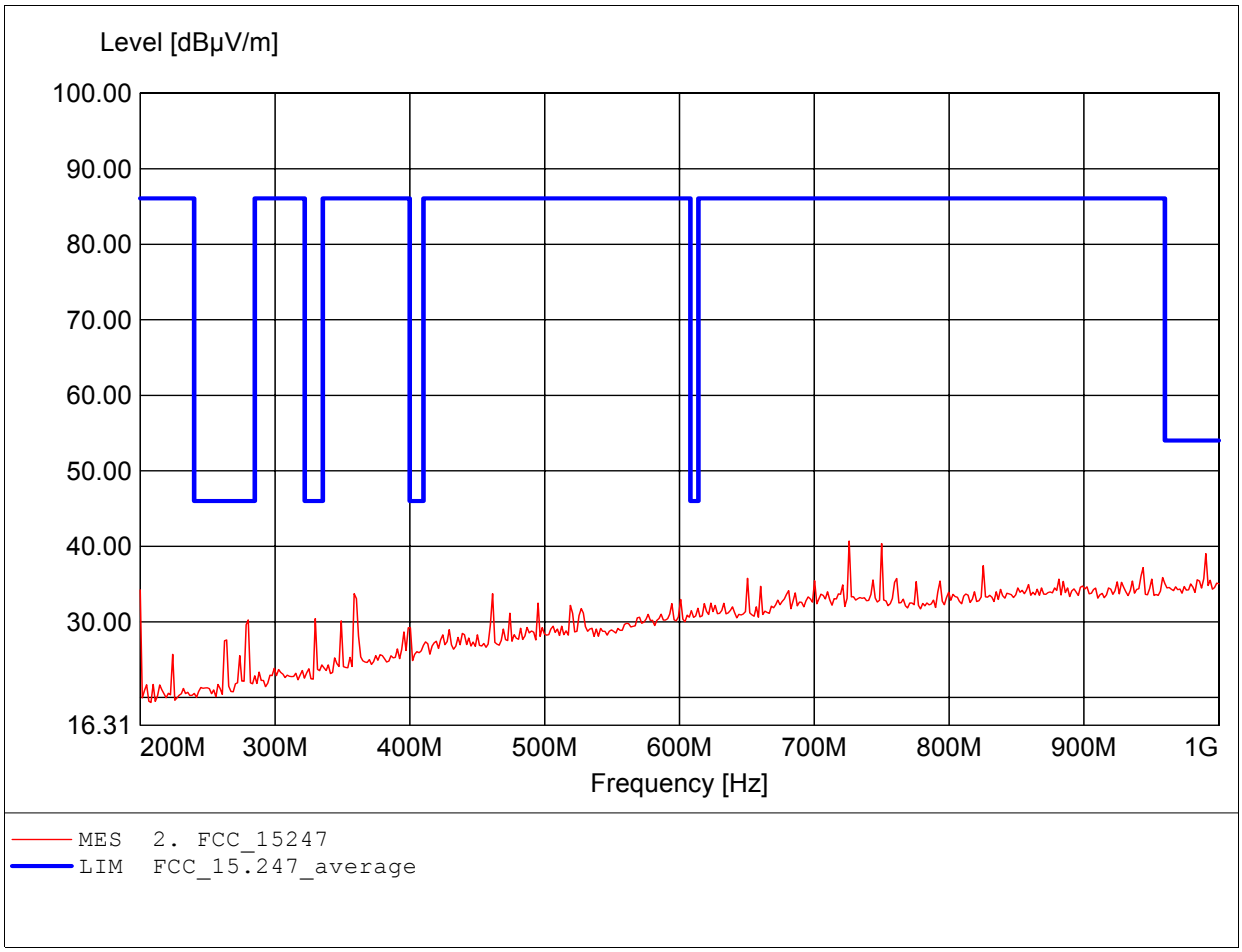

***Spurious emissions Field Strength***

***FCC RULES PART 15, SUBPART C***

| | |
|---|---|
| EUT: | Wireless Multimedia System |
| MODEL NO.: | WMS 100 Receiver 802.11B CH 1 |
| Approval Holder: | YUAN High-Tech Development Co.,Ltd. |
| Test Site / Operator: | ETS / Dennis |
| Temperature/Voltage: | Temp.: 23°C/ Unom.: 120 VAC ( ac/dc adaptor ) |
| Test Specification: | according to §15.247 |
| Comment 1: | Dist.: 3m, Ant.: HL 223, |
| | Freq: 990.381MHz, Emax: 42.16dBµV/m, RBW: 100kHz |

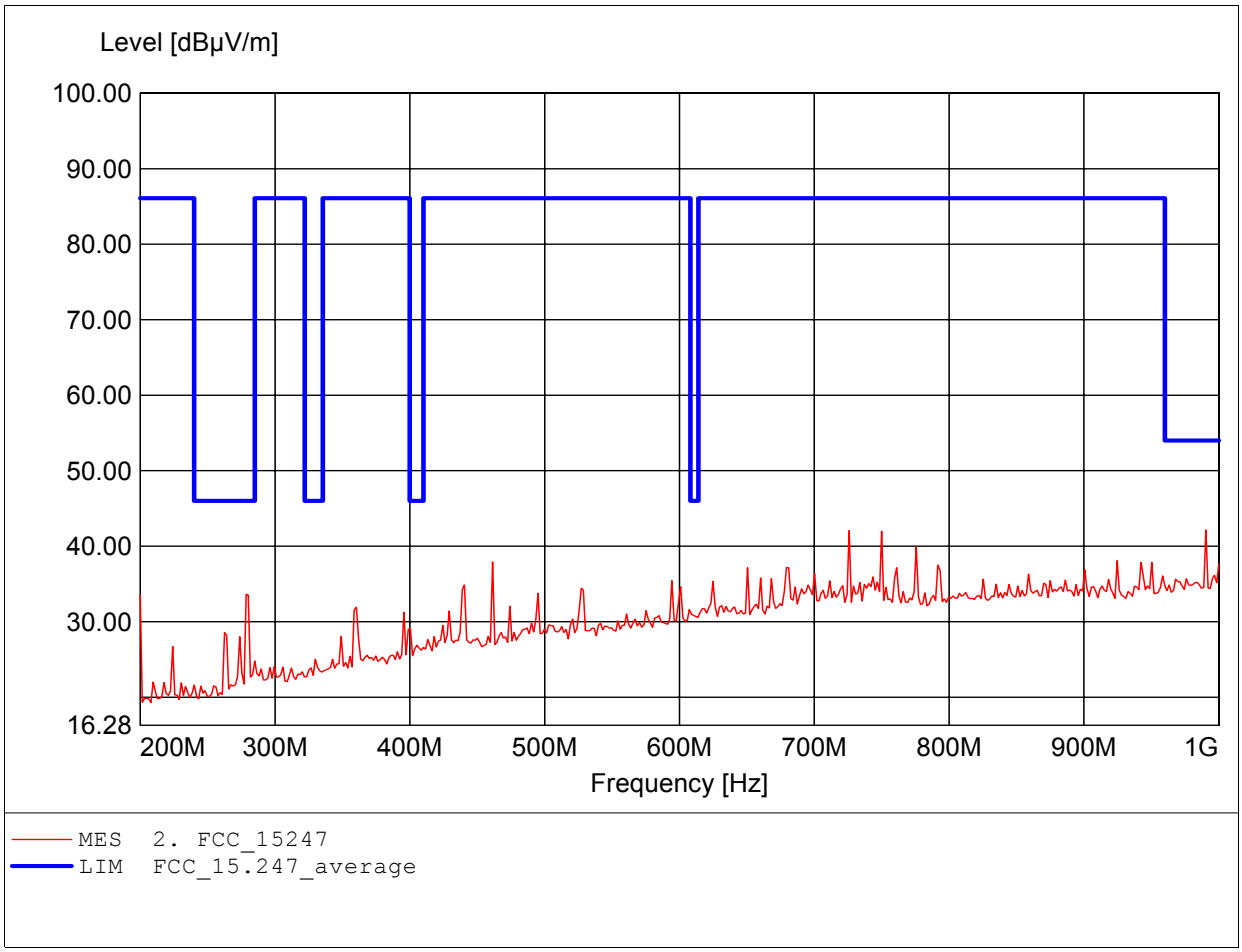

***Spurious emissions Field Strength***

***FCC RULES PART 15, SUBPART C***

| | |
|---|---|
| EUT: | Wireless Multimedia System |
| MODEL NO.: | WMS 100 Receiver 802.11B CH 1 |
| Approval Holder: | YUAN High-Tech Development Co.,Ltd. |
| Test Site / Operator: | ETS / Dennis |
| Temperature/Voltage: | Temp.: 23°C/ Unom.: 120 VAC ( ac/dc adaptor ) |
| Test Specification: | according to §15.247, peak detector |
| Comment 1: | Dist.: 3m, Ant.: HL025, amplif. |
| | Freq: 2.398GHz, Emax: 72.47dBµV/m, RBW: 1MHz |

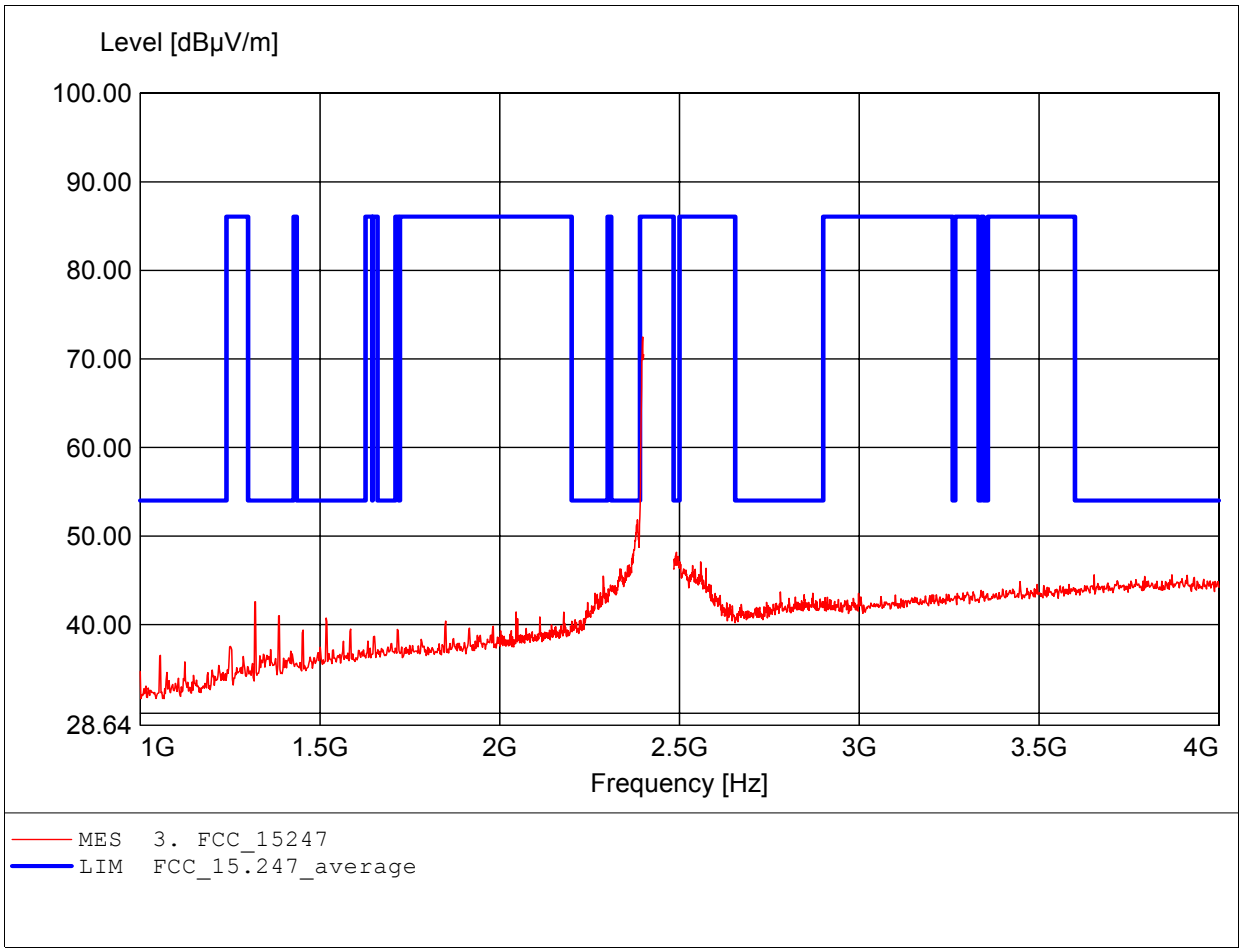


MEASUREMENT RESULT:

| Frequency MHz | Level dBµV | Limit dBµV | Margin dB | Detector |
|---|---|---|---|---|
| 2390.00 | 43.45 | 54.00 | 10.55 | AV |

## *Spurious emissions Field Strength*

## *FCC RULES PART 15, SUBPART C*

| | |
|---|---|
| EUT: | Wireless Multimedia System |
| MODEL NO.: | WMS 100 Receiver 802.11B CH 1 |
| Approval Holder: | YUAN High-Tech Development Co.,Ltd. |
| Test Site / Operator: | ETS / Dennis |
| Temperature/Voltage: | Temp.: 23°C/ Unom.: 120 VAC ( ac/dc adaptor ) |
| Test Specification: | according to §15.247, peak detector |
| Comment 1: | Dist.: 3m, Ant.: HL025, amplif. |
| | Freq: 2.400GHz, Emax: 54.62dBµV/m, RBW: 1MHz |

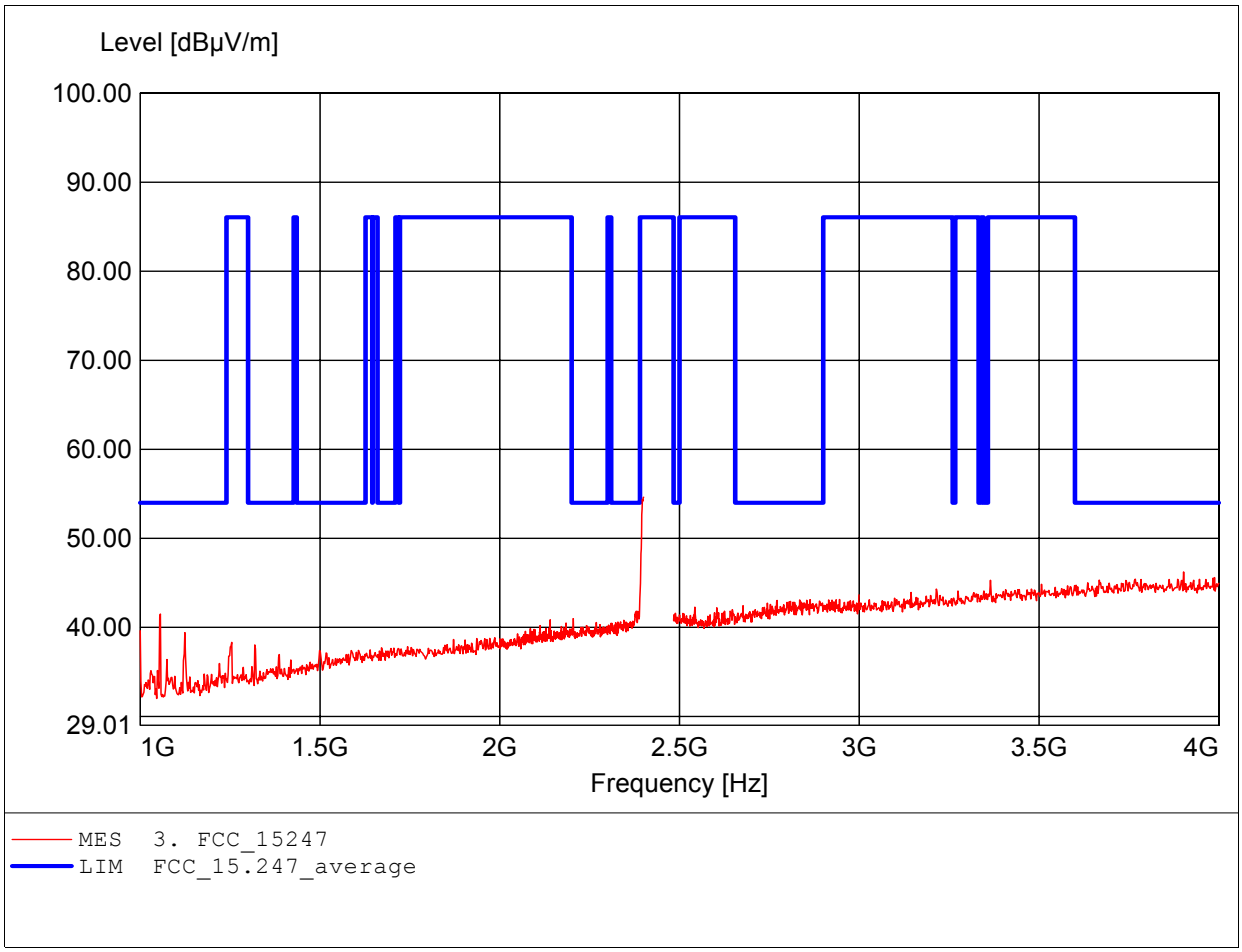

***Spurious emissions Field Strength***

***FCC RULES PART 15, SUBPART C***

| | |
|---|---|
| EUT: | Wireless Multimedia System |
| MODEL NO.: | WMS 100 Receiver 802.11B CH 1 |
| Approval Holder: | YUAN High-Tech Development Co.,Ltd. |
| Test Site / Operator: | ETS / Dennis |
| Temperature/Voltage: | Temp.: 23°C/ Unom.: 120 VAC ( ac/dc adaptor ) |
| Test Specification: | according to §15.247, peak detector |
| Comment 1: | Dist.: 3m, Ant.: HL025, ampl.+HP. |
| | Freq: 7.952GHz, Emax: 53.03dBµV/m, RBW: 1MHz |

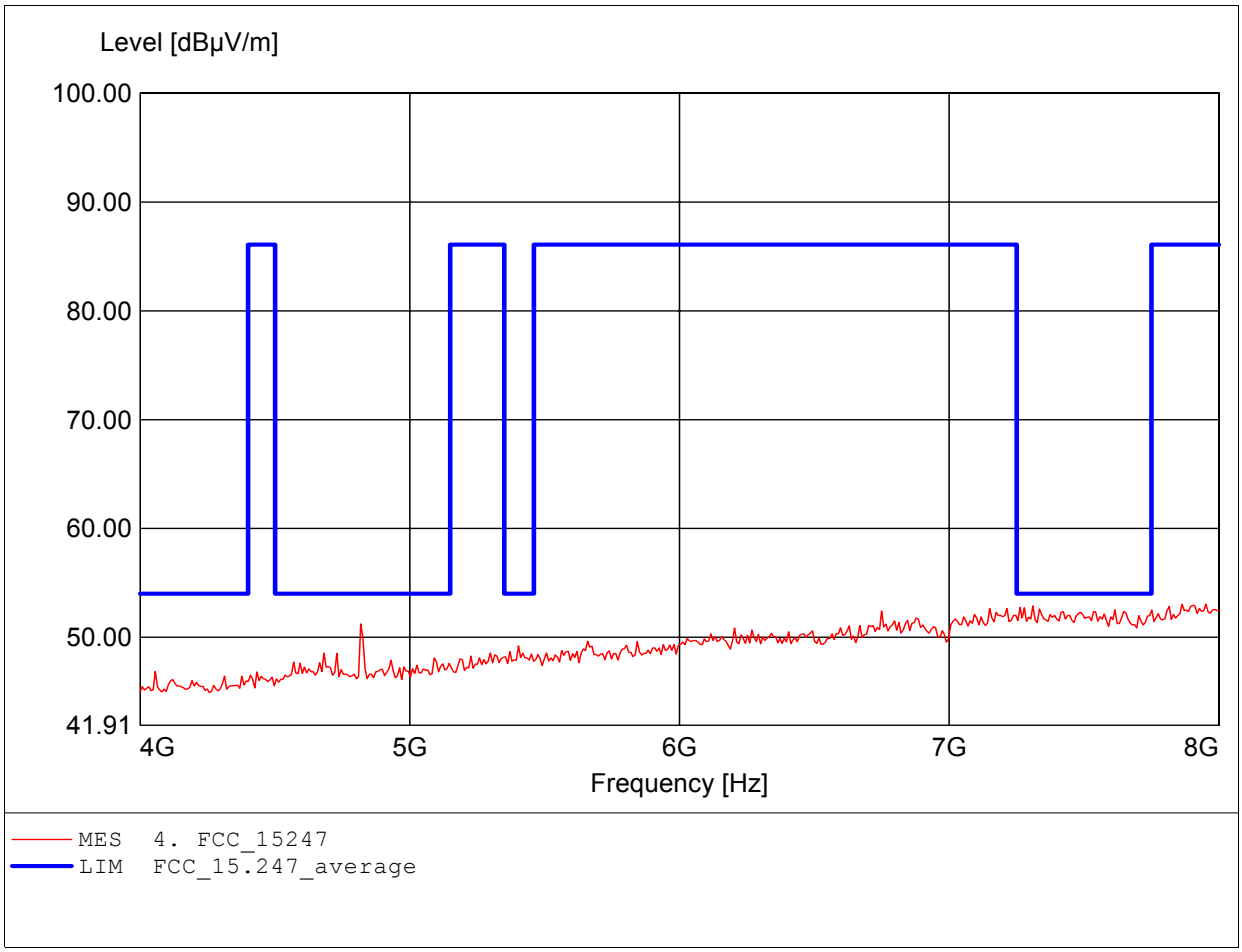

## *Spurious emissions Field Strength*

## *FCC RULES PART 15, SUBPART C*

| | |
|---|---|
| EUT: | Wireless Multimedia System |
| MODEL NO.: | WMS 100 Receiver 802.11B CH 1 |
| Approval Holder: | YUAN High-Tech Development Co.,Ltd. |
| Test Site / Operator: | ETS / Dennis |
| Temperature/Voltage: | Temp.: 23°C/ Unom.: 120 VAC ( ac/dc adaptor ) |
| Test Specification: | according to §15.247, peak detector |
| Comment 1: | Dist.: 3m, Ant.: HL025, ampl.+HP. |
| | Freq: 7.976GHz, Emax: 53.75dBµV/m, RBW: 1MHz |

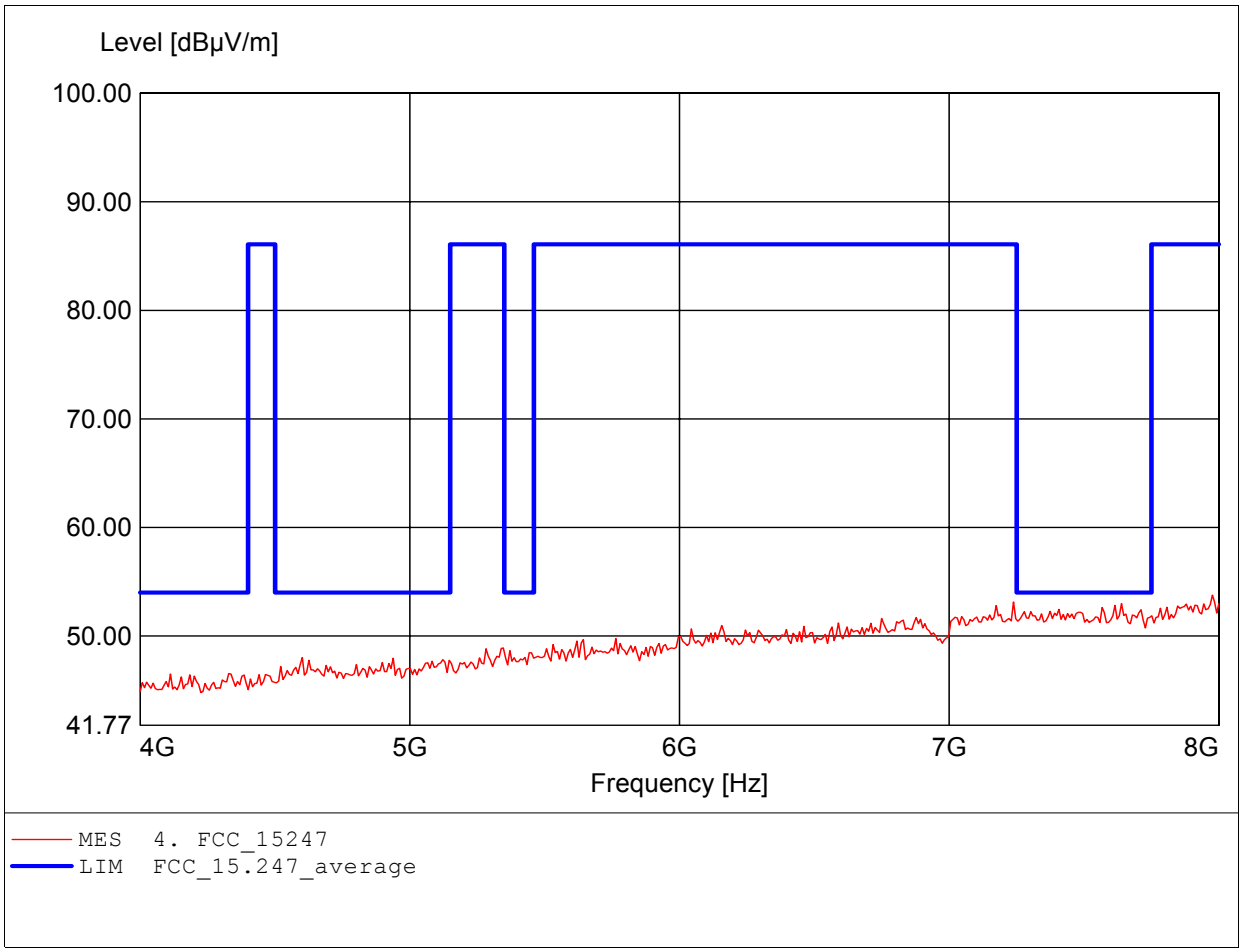

## *Spurious emissions Field Strength*

## *FCC RULES PART 15, SUBPART C*

| | |
|---|---|
| EUT: | Wireless Multimedia System |
| MODEL NO.: | WMS 100 Receiver 802.11B CH 1 |
| Approval Holder: | YUAN High-Tech Development Co.,Ltd. |
| Test Site / Operator: | ETS / Dennis |
| Temperature/Voltage: | Temp.: 23°C/ Unom.: 120 VAC ( ac/dc adaptor ) |
| Test Specification: | according to §15.247, peak detector |
| Comment 1: | Dist.: 3m, Ant.: HL025, ampl.+HP. |
| | Freq: 11.936GHz, Emax: 49.22dBµV/m, RBW: 1MHz |

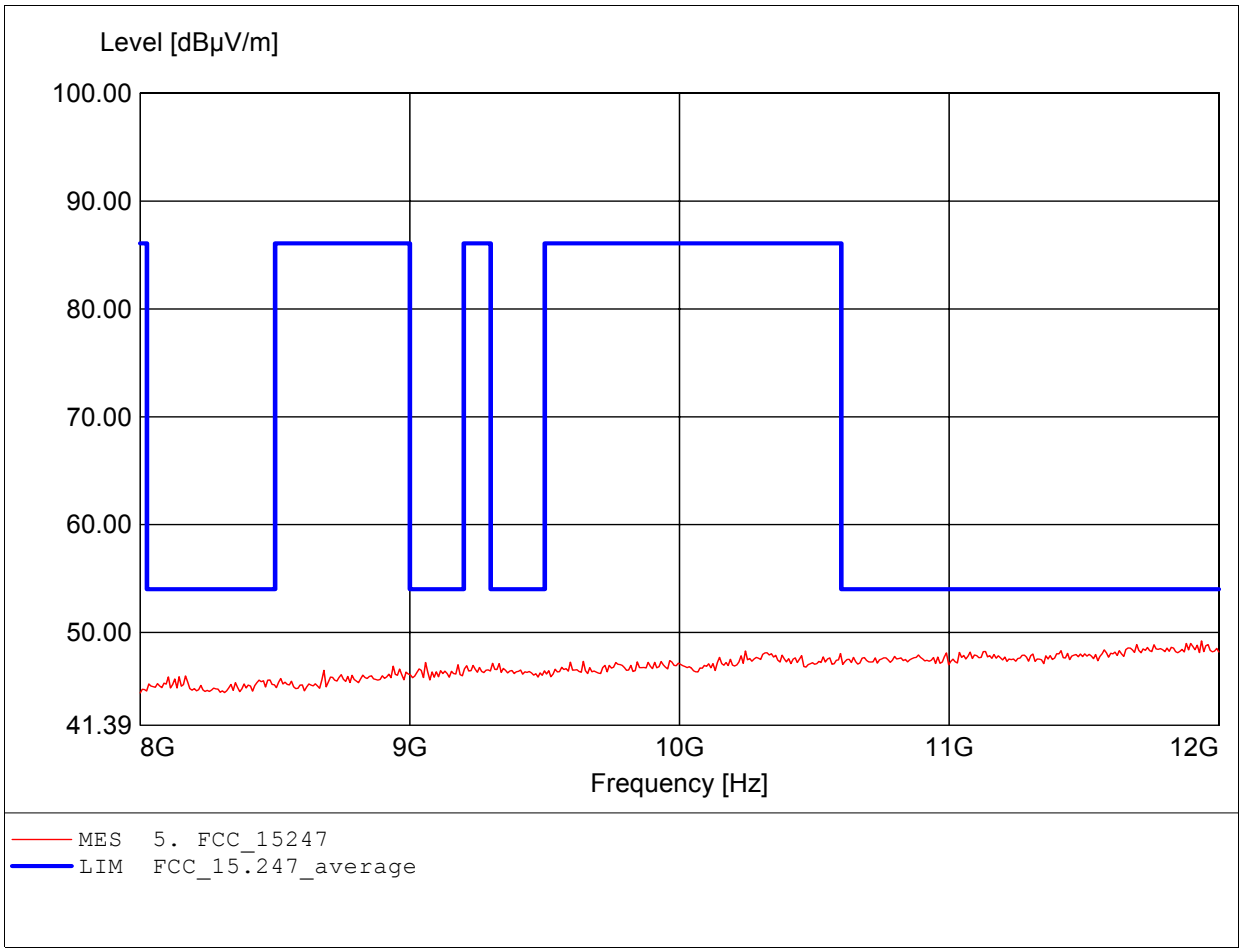

## *Spurious emissions Field Strength*

## *FCC RULES PART 15, SUBPART C*

| | |
|---|---|
| EUT: | Wireless Multimedia System |
| MODEL NO.: | WMS 100 Receiver 802.11B CH 1 |
| Approval Holder: | YUAN High-Tech Development Co.,Ltd. |
| Test Site / Operator: | ETS / Dennis |
| Temperature/Voltage: | Temp.: 23°C/ Unom.: 120 VAC ( ac/dc adaptor ) |
| Test Specification: | according to §15.247, peak detector |
| Comment 1: | Dist.: 3m, Ant.: HL025, ampl.+HP. |
| | Freq: 11.735GHz, Emax: 49.31dBµV/m, RBW: 1MHz |

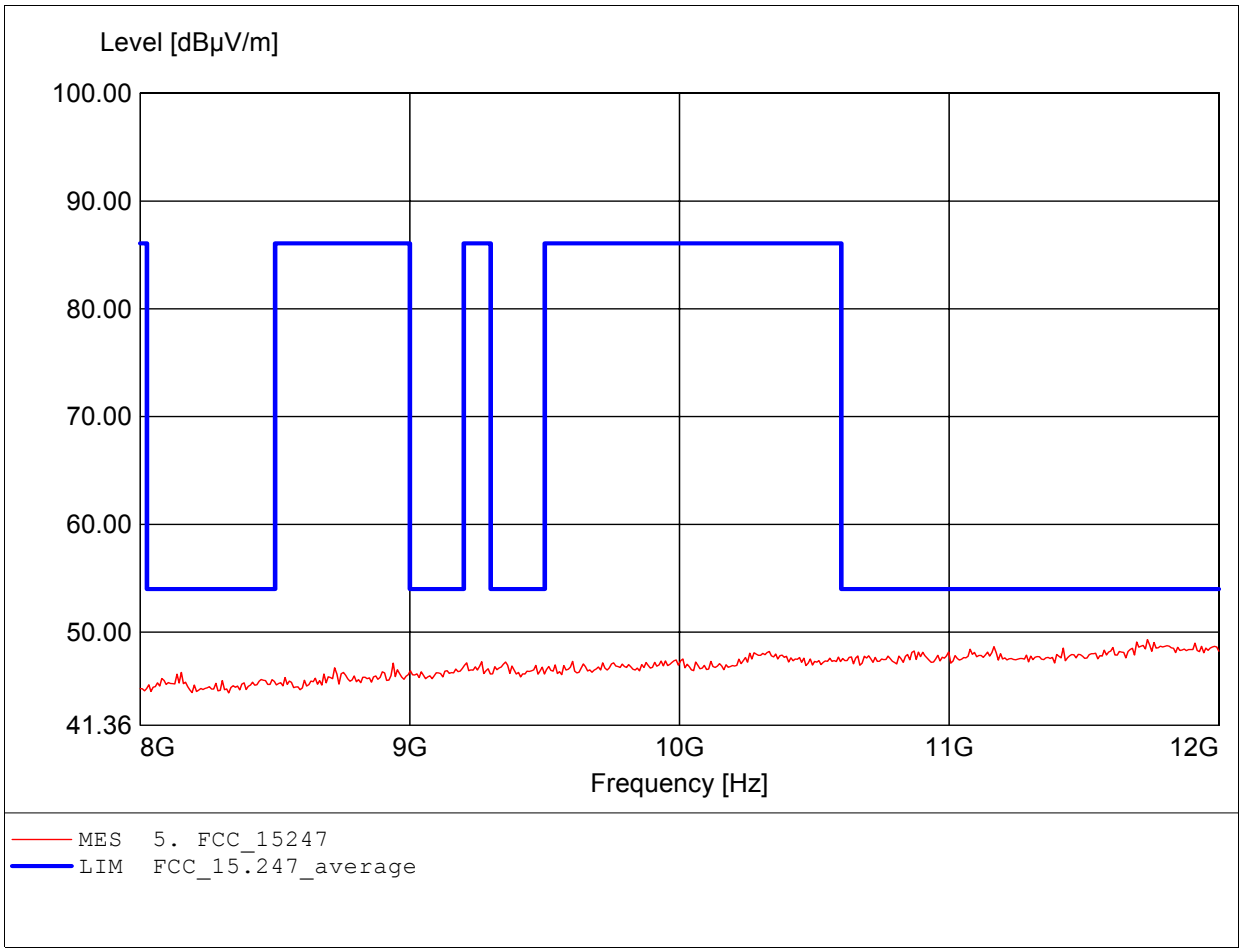

## *Spurious emissions Field Strength*

## *FCC RULES PART 15, SUBPART C*

| | |
|---|---|
| EUT: | Wireless Multimedia System |
| MODEL NO.: | WMS 100 Receiver 802.11B CH 1 |
| Approval Holder: | YUAN High-Tech Development Co.,Ltd. |
| Test Site / Operator: | ETS / Dennis |
| Temperature/Voltage: | Temp.: 23°C/ Unom.: 120 VAC ( ac/dc adaptor ) |
| Test Specification: | according to §15.247, peak detector |
| Comment 1: | Dist.: 3m, Ant.: HL025, ampl.+HP. |
| | Freq: 17.796GHz, Emax: 53.37dBµV/m, RBW: 1MHz |

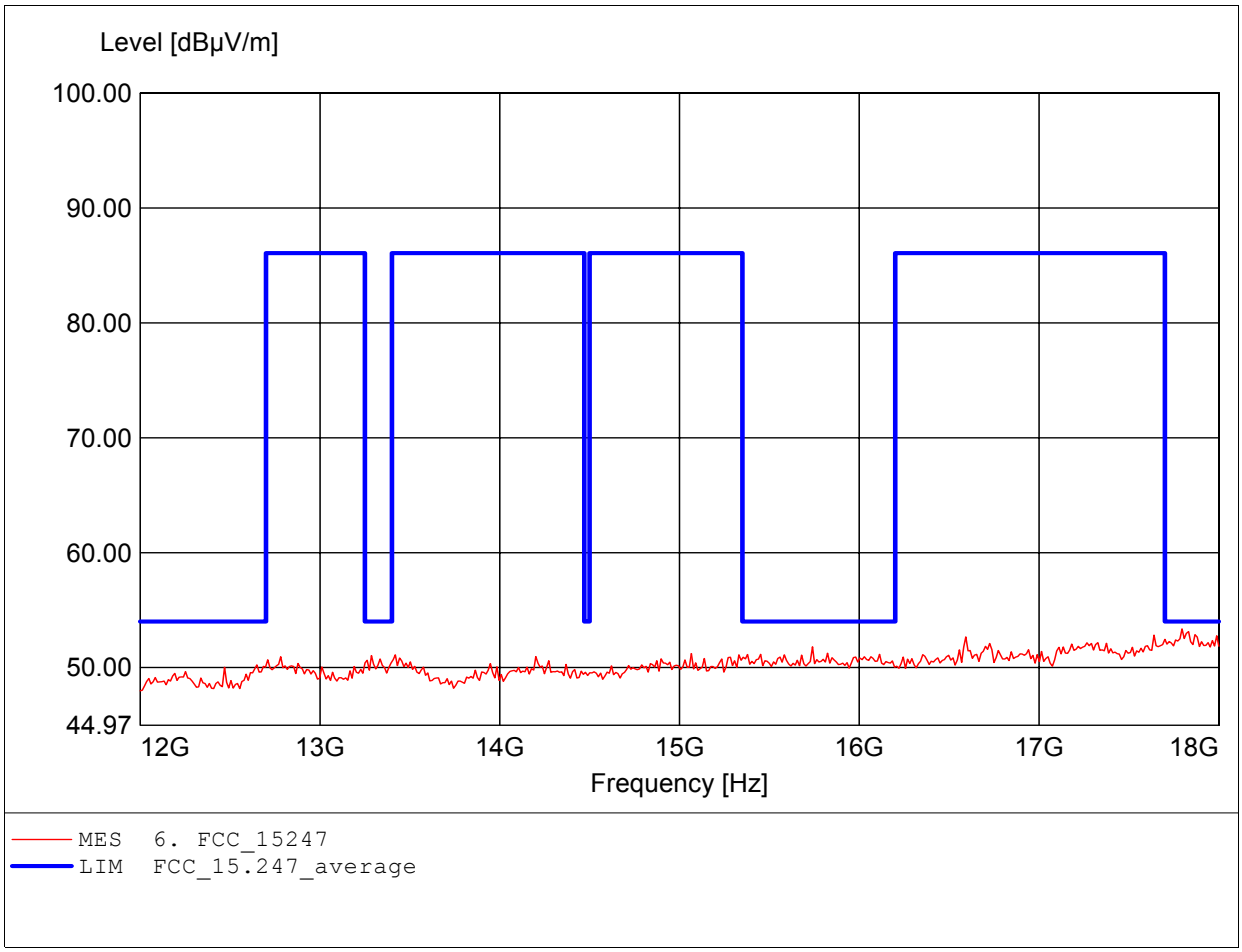

***Spurious emissions Field Strength***

***FCC RULES PART 15, SUBPART C***

| | |
|---|---|
| EUT: | Wireless Multimedia System |
| MODEL NO.: | WMS 100 Receiver 802.11B CH 1 |
| Approval Holder: | YUAN High-Tech Development Co.,Ltd. |
| Test Site / Operator: | ETS / Dennis |
| Temperature/Voltage: | Temp.: 23°C/ Unom.: 120 VAC ( ac/dc adaptor ) |
| Test Specification: | according to §15.247, peak detector |
| Comment 1: | Dist.: 3m, Ant.: HL025, ampl.+HP. |
| | Freq: 17.711GHz, Emax: 53.26dBµV/m, RBW: 1MHz |

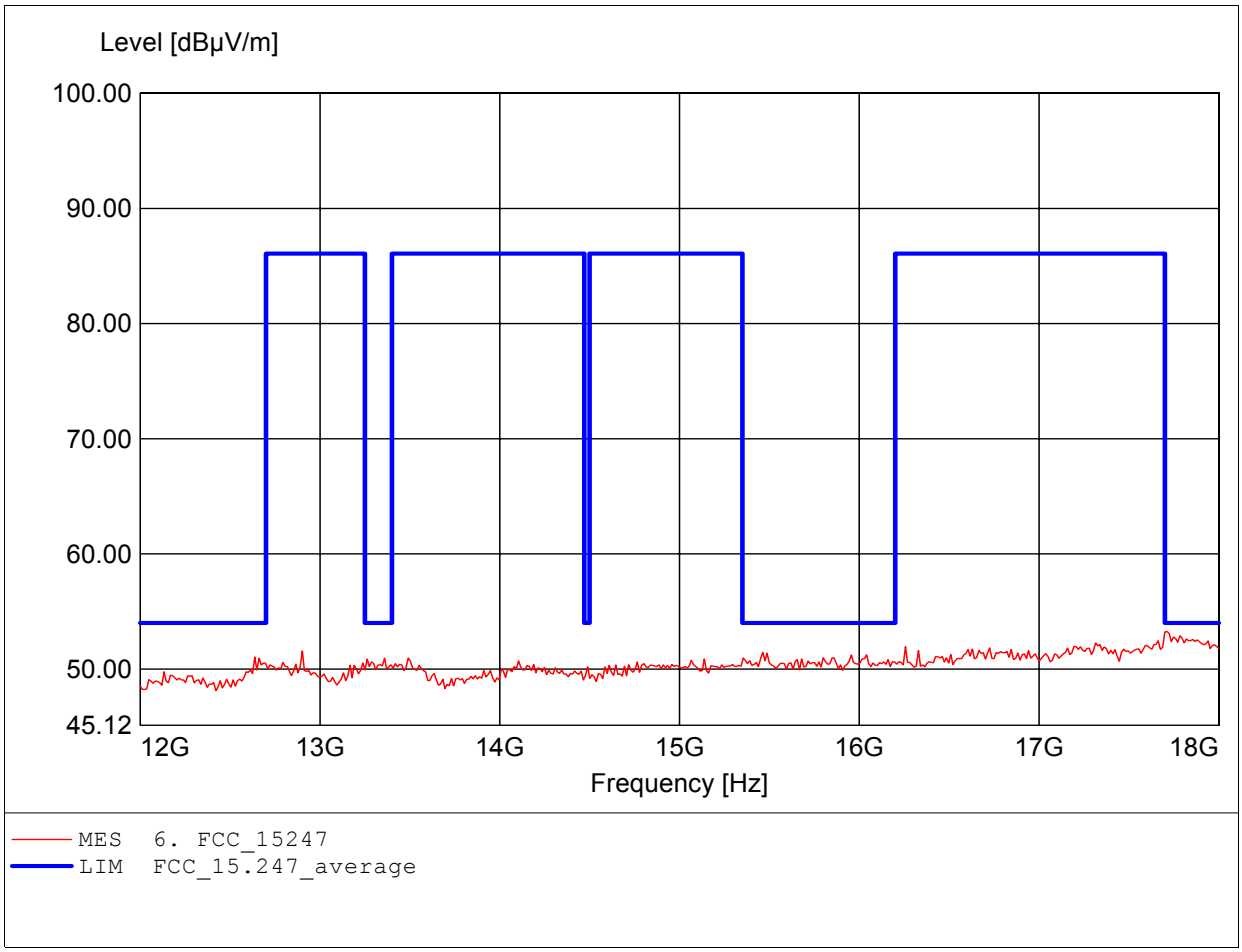

## *Spurious emissions Field Strength*

## *FCC RULES PART 15, SUBPART C*

| | |
|---|---|
| EUT: | Wireless Multimedia System |
| MODEL NO.: | WMS 100 Receiver 802.11B CH 1 |
| Approval Holder: | YUAN High-Tech Development Co.,Ltd. |
| Test Site / Operator: | ETS / Dennis |
| Temperature/Voltage: | Temp.: 23°C/ Unom.: 120 VAC ( ac/dc adaptor ) |
| Test Specification: | according to §15.247, peak detector |
| Comment 1: | Dist.: 3m, Ant.: HL025, amplif. |
| | Freq: 25.870GHz, Emax: 51.62dBµV/m, RBW: 1MHz |

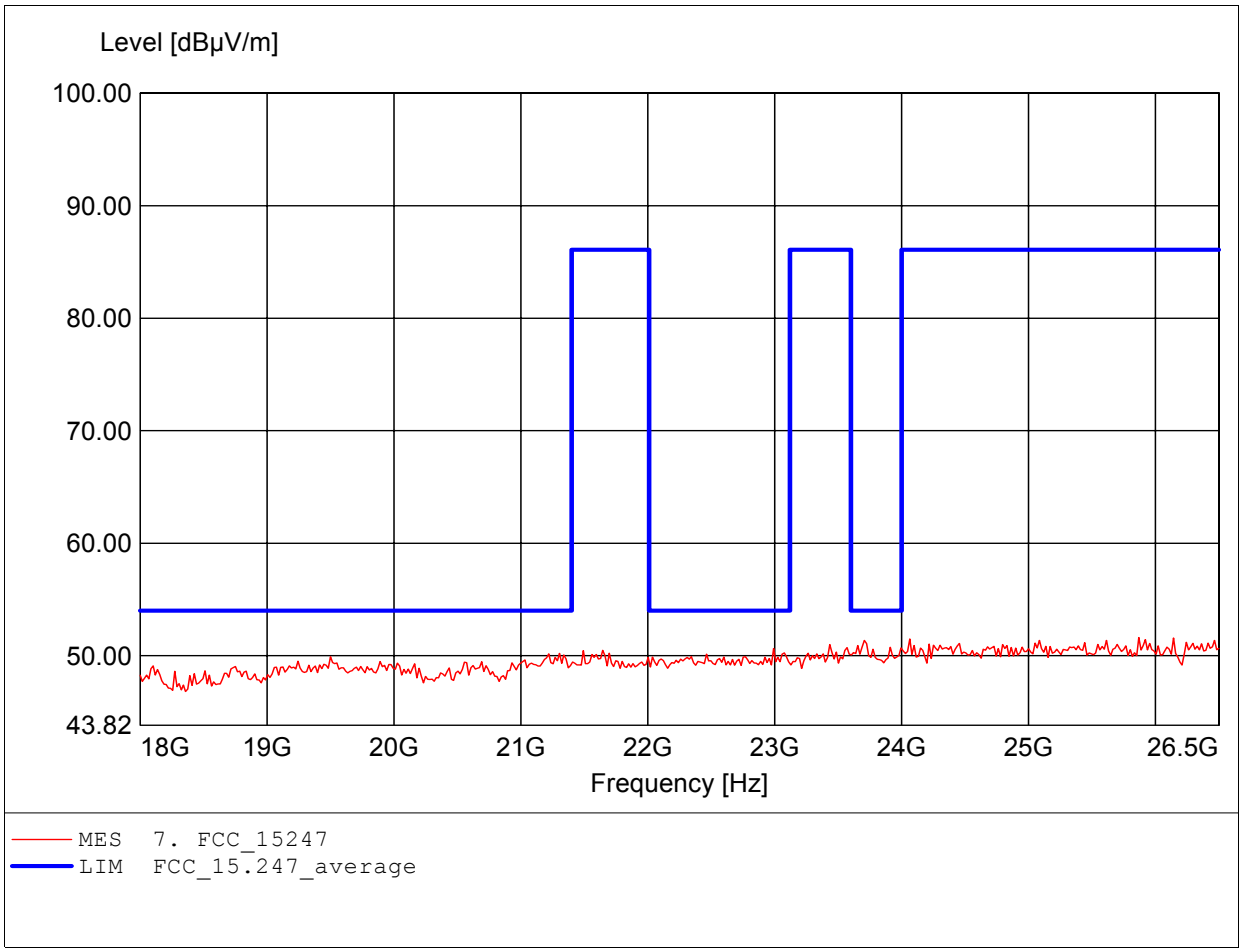

***Spurious emissions Field Strength***

***FCC RULES PART 15, SUBPART C***

| | |
|---|---|
| EUT: | Wireless Multimedia System |
| MODEL NO.: | WMS 100 Receiver 802.11B CH 1 |
| Approval Holder: | YUAN High-Tech Development Co.,Ltd. |
| Test Site / Operator: | ETS / Dennis |
| Temperature/Voltage: | Temp.: 23°C/ Unom.: 120 VAC ( ac/dc adaptor ) |
| Test Specification: | according to §15.247, peak detector |
| Comment 1: | Dist.: 3m, Ant.: HL025, amplif. |
| | Freq: 23.638GHz, Emax: 51.63dBµV/m, RBW: 1MHz |

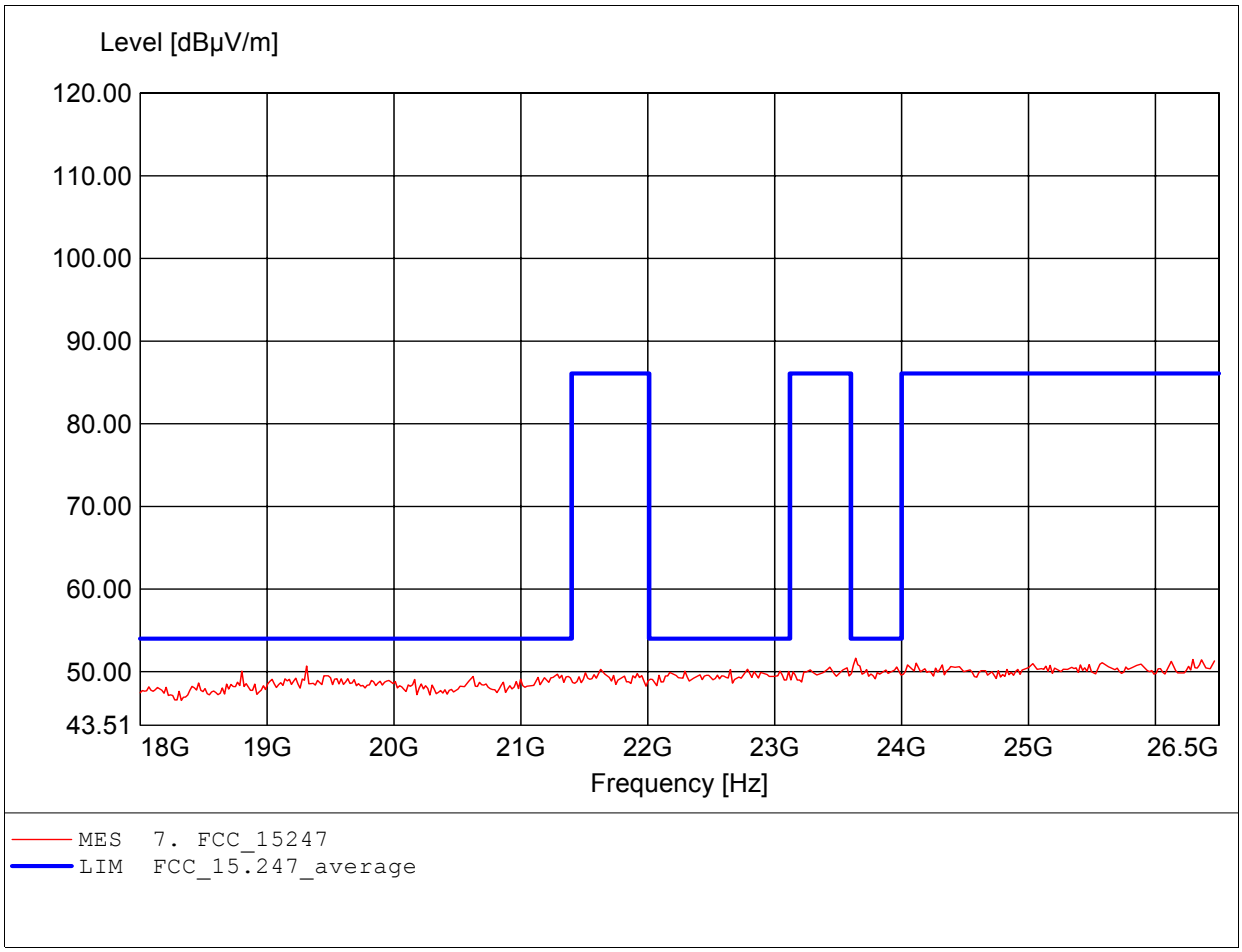

***Spurious emissions Field Strength***

***FCC RULES PART 15, SUBPART C***

| | |
|---|---|
| EUT: | Wireless Multimedia System |
| MODEL NO.: | WMS 100 Receiver 802.11B CH 6 |
| Approval Holder: | YUAN High-Tech Development Co.,Ltd. |
| Test Site / Operator: | ETS / Dennis |
| Temperature/Voltage: | Temp.: 23°C/ Unom.: 120 VAC ( ac/dc adaptor ) |
| Test Specification: | according to §15.247 |
| Comment 1: | Dist.: 3m, Ant.: HK 116 |
| | Freq: 200.000MHz, Emax: 34.81dBµV/m, RBW: 100kHz |

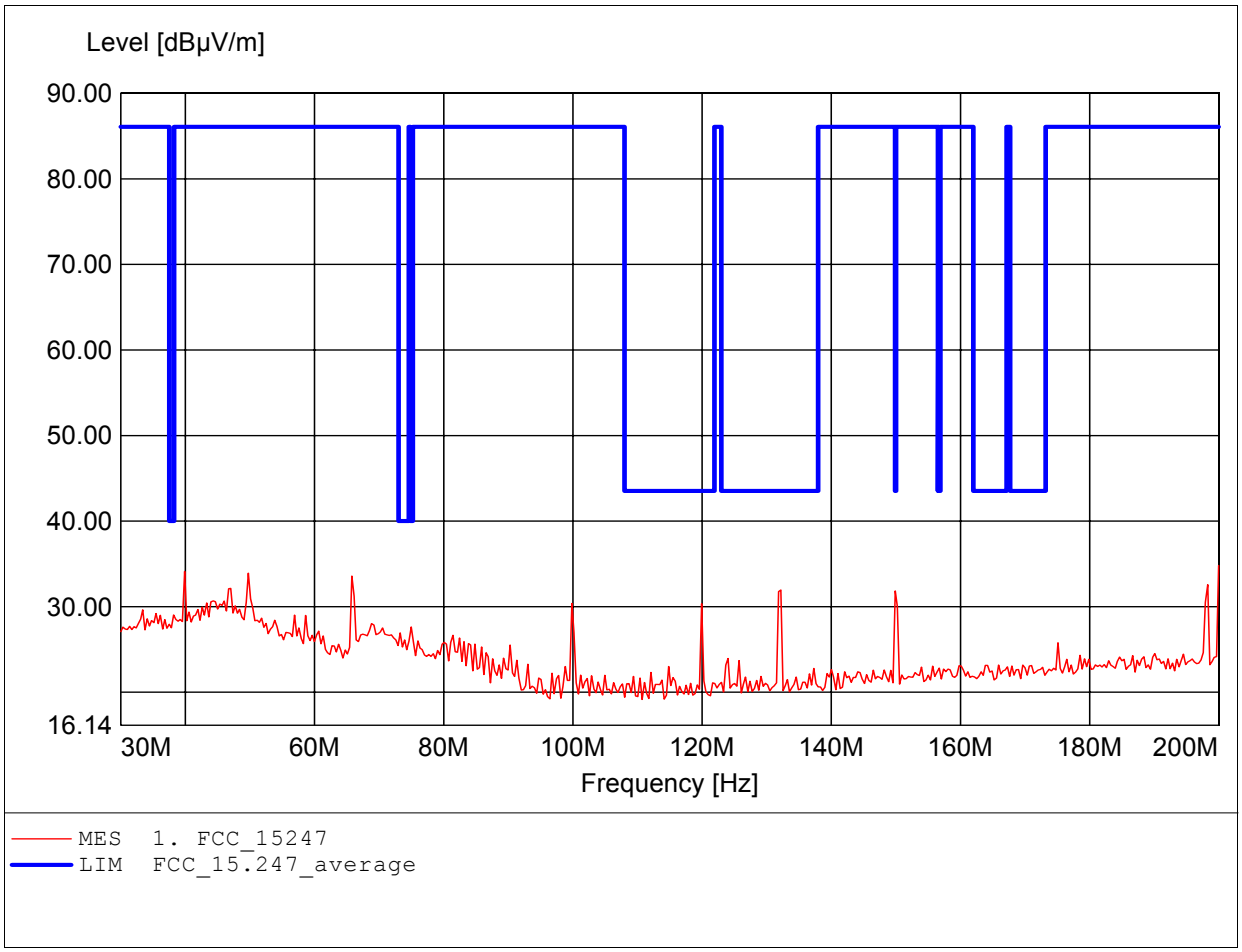

***Spurious emissions Field Strength***

***FCC RULES PART 15, SUBPART C***

| | |
|---|---|
| EUT: | Wireless Multimedia System |
| MODEL NO.: | WMS 100 Receiver 802.11B CH 6 |
| Approval Holder: | YUAN High-Tech Development Co.,Ltd. |
| Test Site / Operator: | ETS / Dennis |
| Temperature/Voltage: | Temp.: 23°C/ Unom.: 120 VAC ( ac/dc adaptor ) |
| Test Specification: | according to §15.247 |
| Comment 1: | Dist.: 3m, Ant.: HK 116 |
| | Freq: 200.000MHz, Emax: 34.54dBµV/m, RBW: 100kHz |

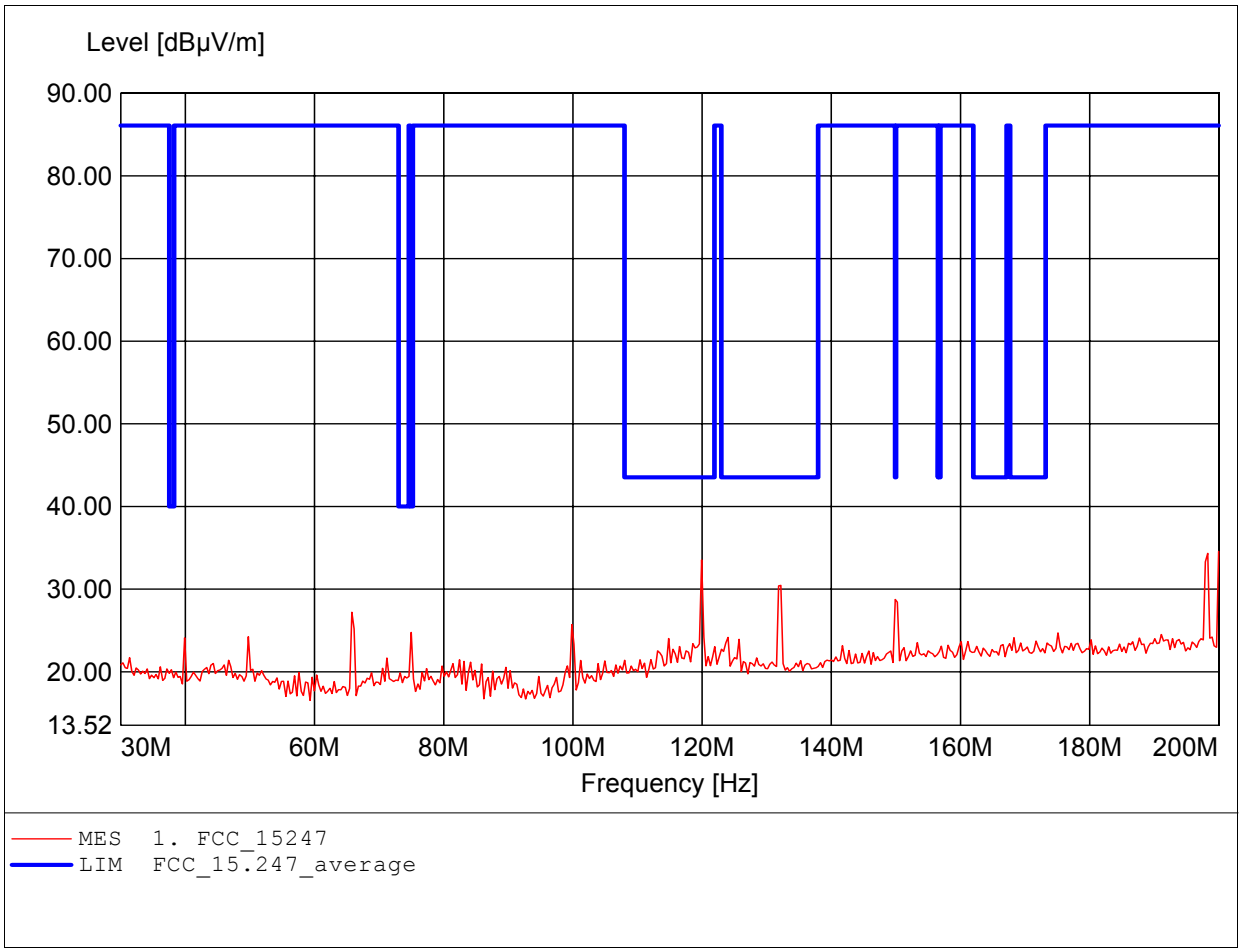

## *Spurious emissions Field Strength*

## *FCC RULES PART 15, SUBPART C*

| | |
|---|---|
| EUT: | Wireless Multimedia System |
| MODEL NO.: | WMS 100 Receiver 802.11B CH 6 |
| Approval Holder: | YUAN High-Tech Development Co.,Ltd. |
| Test Site / Operator: | ETS / Dennis |
| Temperature/Voltage: | Temp.: 23°C/ Unom.: 120 VAC ( ac/dc adaptor ) |
| Test Specification: | according to §15.247 |
| Comment 1: | Dist.: 3m, Ant.: HL 223, |
| | Freq: 725.852MHz, Emax: 41.34dBµV/m, RBW: 100kHz |

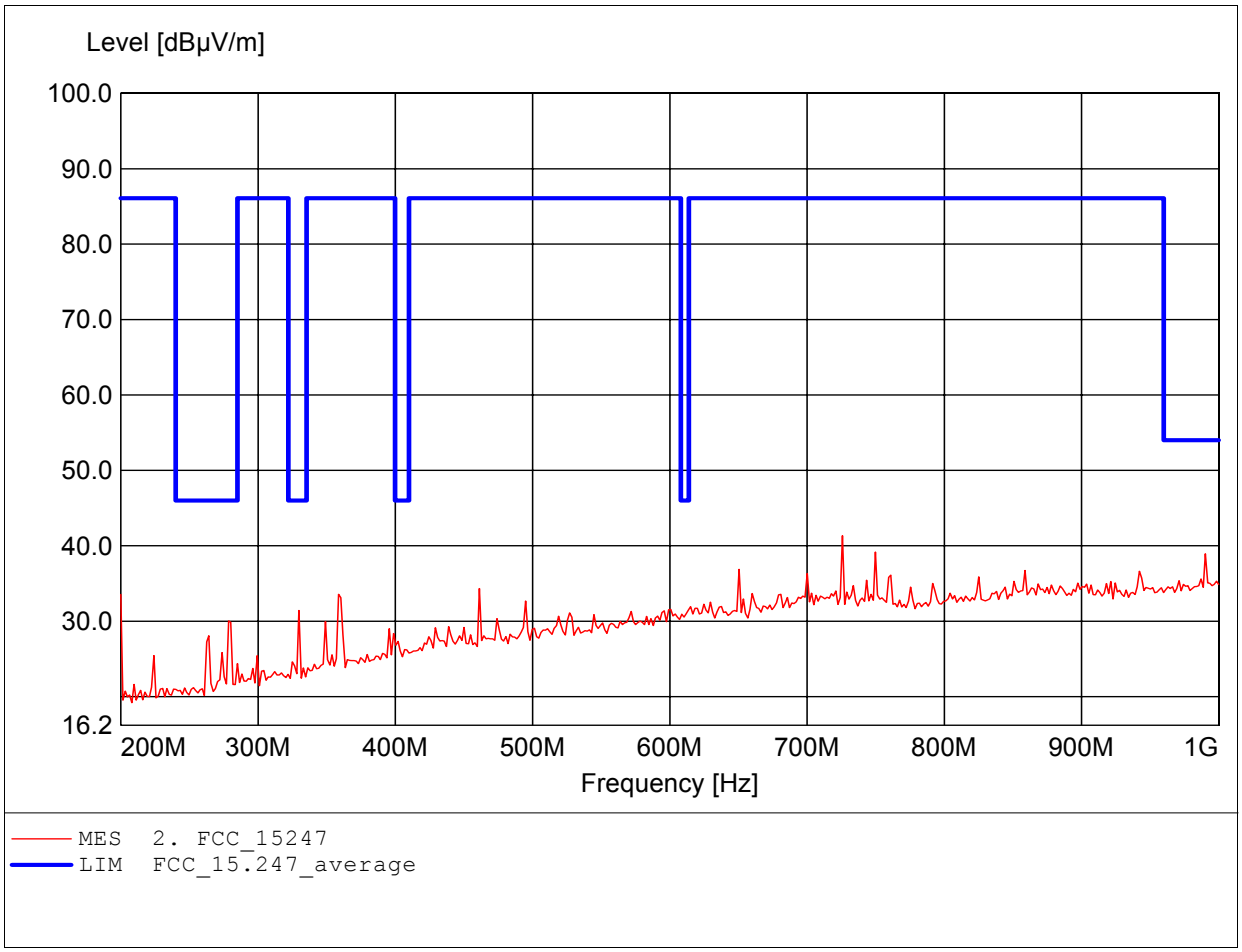

***Spurious emissions Field Strength***

***FCC RULES PART 15, SUBPART C***

| | |
|---|---|
| EUT: | Wireless Multimedia System |
| MODEL NO.: | WMS 100 Receiver 802.11B CH 6 |
| Approval Holder: | YUAN High-Tech Development Co.,Ltd. |
| Test Site / Operator: | ETS / Dennis |
| Temperature/Voltage: | Temp.: 23°C/ Unom.: 120 VAC ( ac/dc adaptor ) |
| Test Specification: | according to §15.247 |
| Comment 1: | Dist.: 3m, Ant.: HL 223, |
| | Freq: 725.852MHz, Emax: 42.44dBµV/m, RBW: 100kHz |

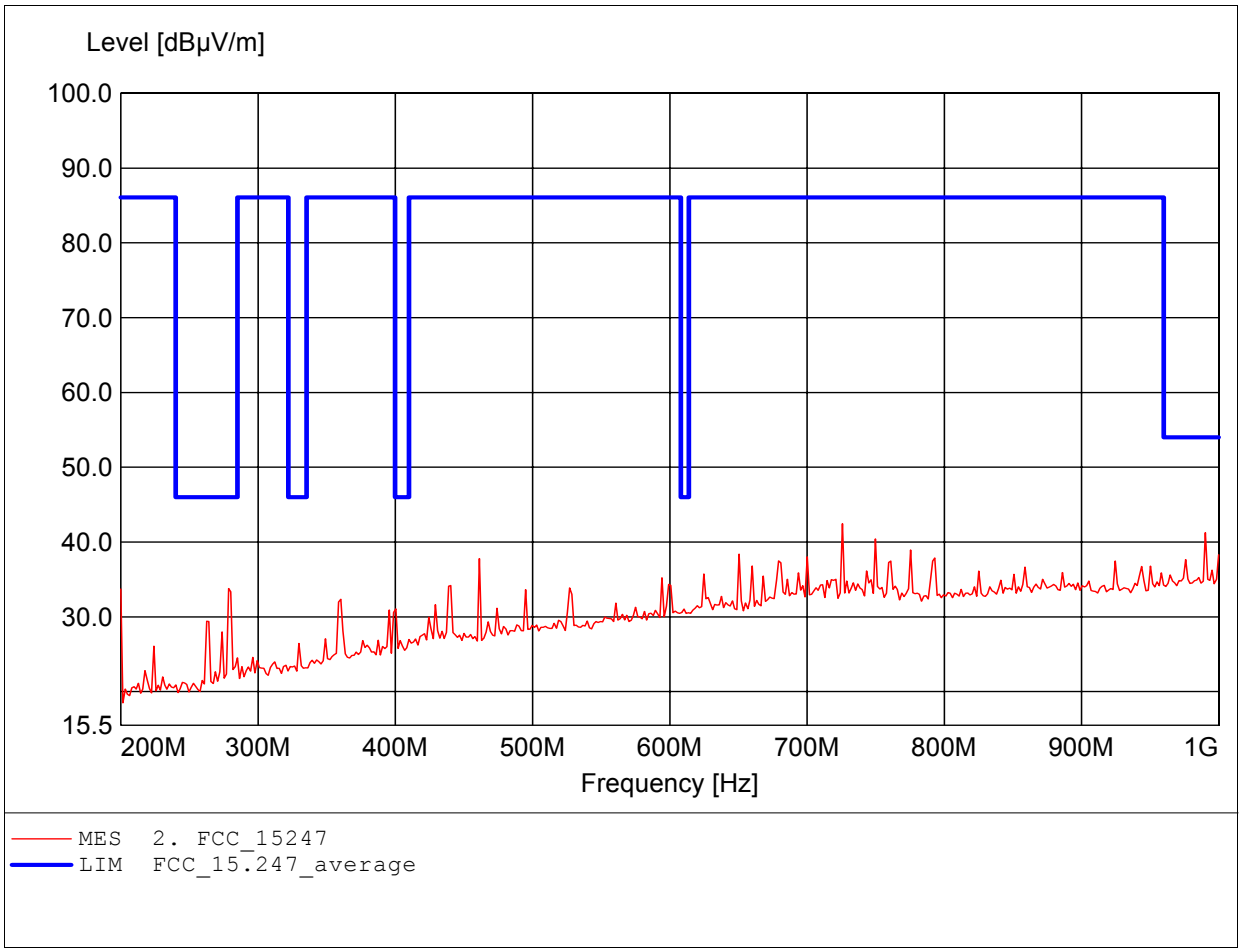

***Spurious emissions Field Strength***

***FCC RULES PART 15, SUBPART C***

| | |
|---|---|
| EUT: | Wireless Multimedia System |
| MODEL NO.: | WMS 100 Receiver 802.11B CH 6 |
| Approval Holder: | YUAN High-Tech Development Co.,Ltd. |
| Test Site / Operator: | ETS / Dennis |
| Temperature/Voltage: | Temp.: 23°C/ Unom.: 120 VAC ( ac/dc adaptor ) |
| Test Specification: | according to §15.247, peak detector |
| Comment 1: | Dist.: 3m, Ant.: HL025, amplif. |
| | Freq: 2.398GHz, Emax: 48.56dBµV/m, RBW: 1MHz |

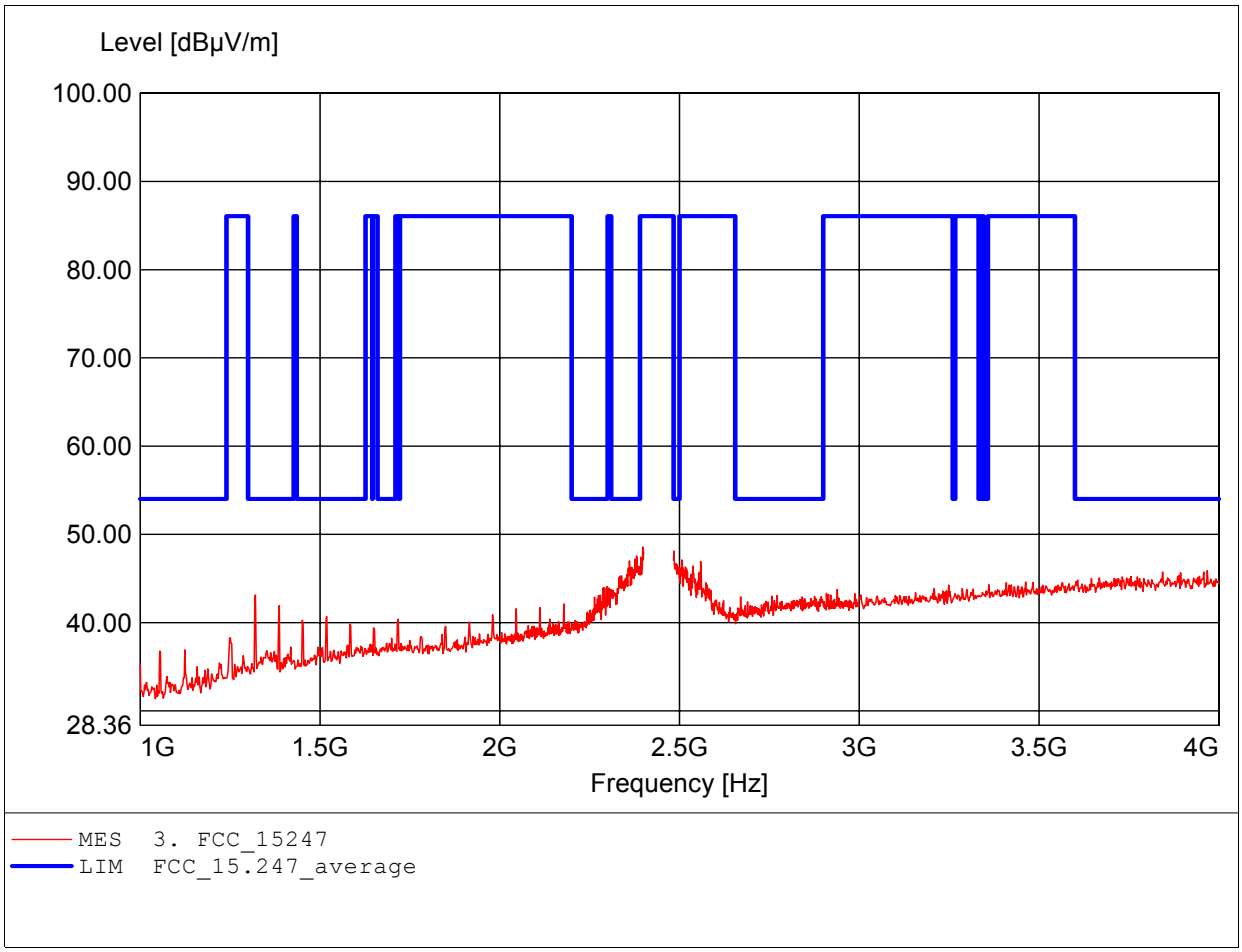

***Spurious emissions Field Strength***

***FCC RULES PART 15, SUBPART C***

| | |
|---|---|
| EUT: | Wireless Multimedia System |
| MODEL NO.: | WMS 100 Receiver 802.11B CH 6 |
| Approval Holder: | YUAN High-Tech Development Co.,Ltd. |
| Test Site / Operator: | ETS / Dennis |
| Temperature/Voltage: | Temp.: 23°C/ Unom.: 120 VAC ( ac/dc adaptor ) |
| Test Specification: | according to §15.247, peak detector |
| Comment 1: | Dist.: 3m, Ant.: HL025, amplif. |
| | Freq: 3.962GHz, Emax: 45.97dBµV/m, RBW: 1MHz |

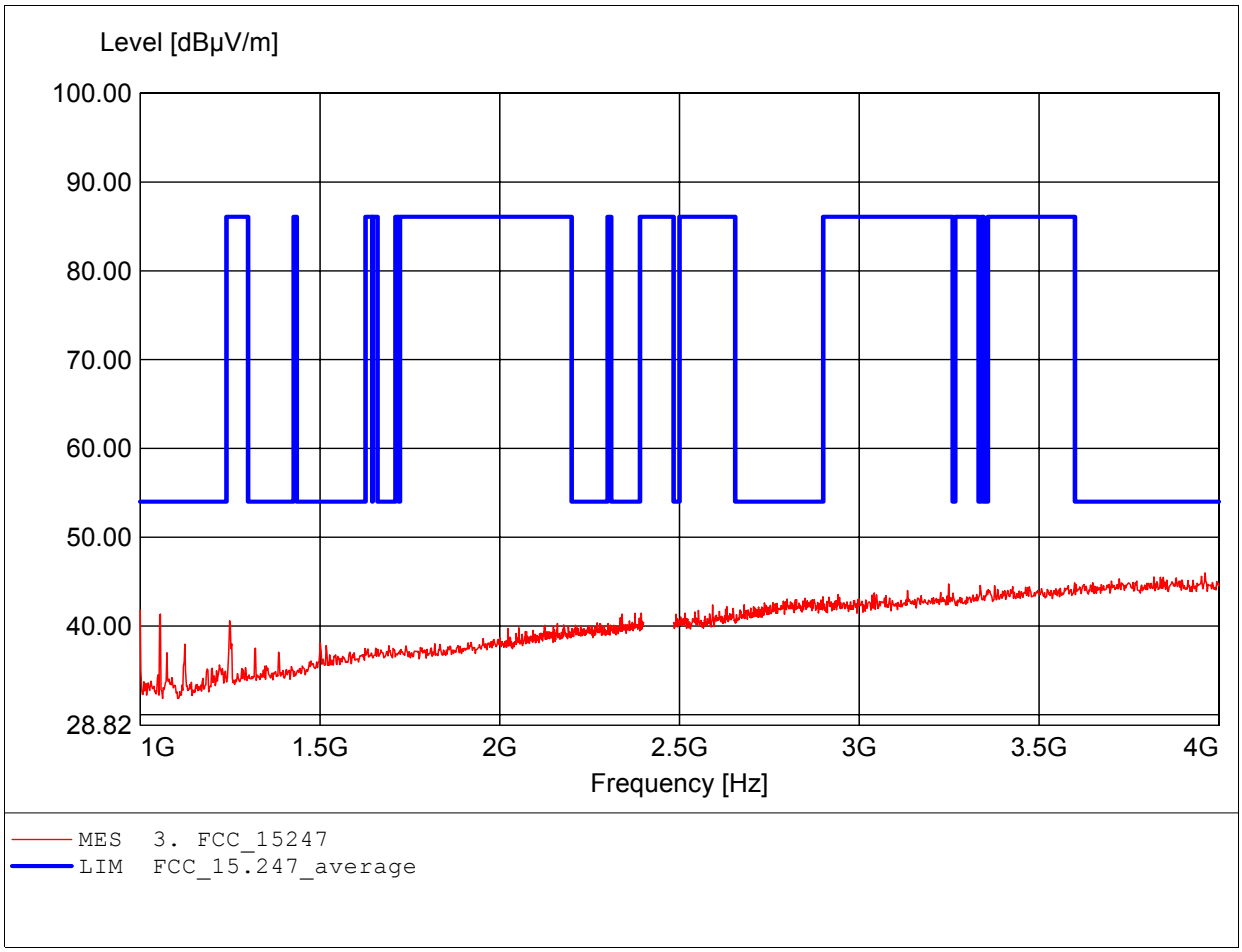

## *Spurious emissions Field Strength*

## *FCC RULES PART 15, SUBPART C*

| | |
|---|---|
| EUT: | Wireless Multimedia System |
| MODEL NO.: | WMS 100 Receiver 802.11B CH 6 |
| Approval Holder: | YUAN High-Tech Development Co.,Ltd. |
| Test Site / Operator: | ETS / Dennis |
| Temperature/Voltage: | Temp.: 23°C/ Unom.: 120 VAC ( ac/dc adaptor ) |
| Test Specification: | according to §15.247, peak detector |
| Comment 1: | Dist.: 3m, Ant.: HL025, ampl.+HP. |
| | Freq: 7.768GHz, Emax: 53.34dBµV/m, RBW: 1MHz |

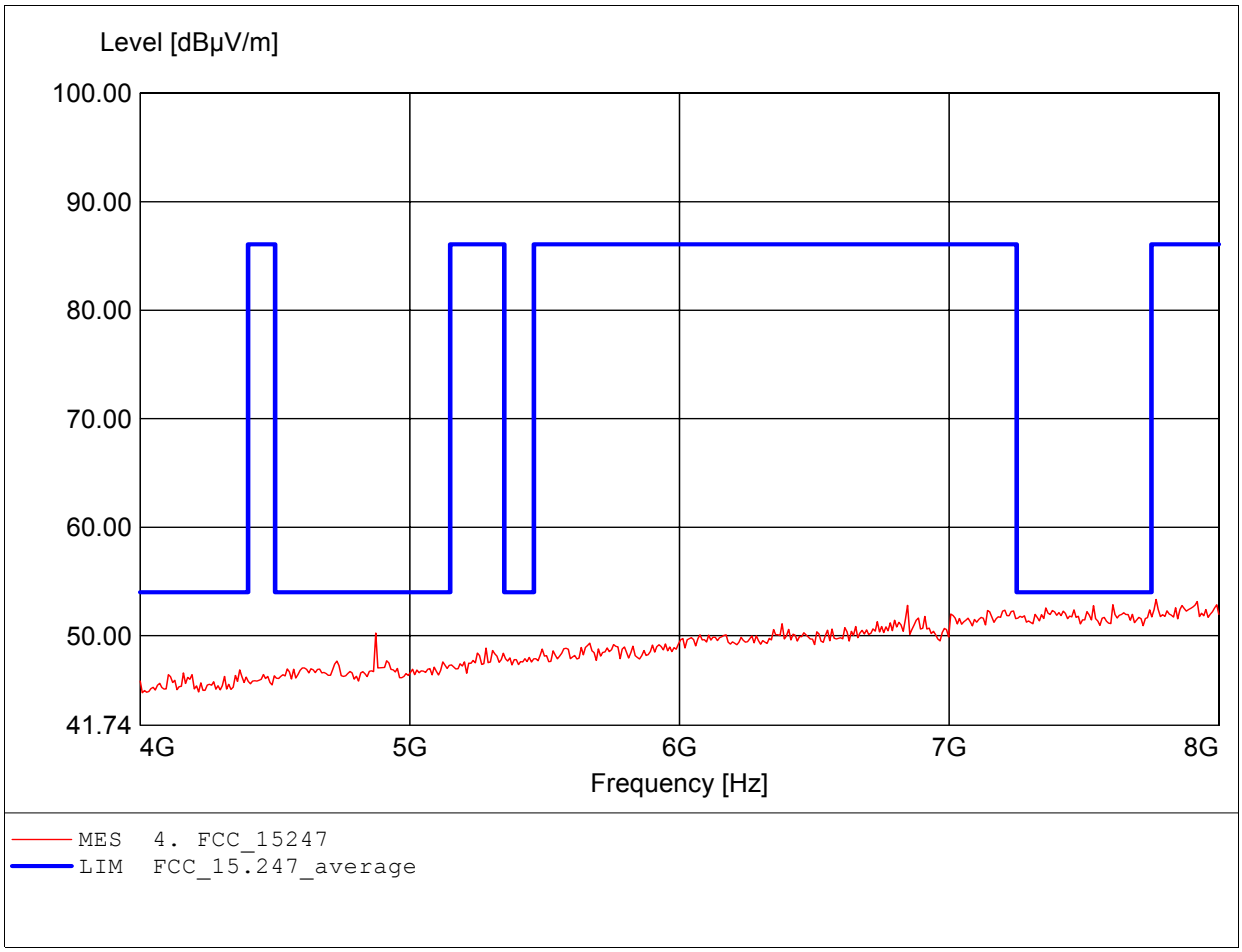

## *Spurious emissions Field Strength*

## *FCC RULES PART 15, SUBPART C*

| | |
|---|---|
| EUT: | Wireless Multimedia System |
| MODEL NO.: | WMS 100 Receiver 802.11B CH 6 |
| Approval Holder: | YUAN High-Tech Development Co.,Ltd. |
| Test Site / Operator: | ETS / Dennis |
| Temperature/Voltage: | Temp.: 23°C/ Unom.: 120 VAC ( ac/dc adaptor ) |
| Test Specification: | according to §15.247, peak detector |
| Comment 1: | Dist.: 3m, Ant.: HL025, ampl.+HP. |
| | Freq: 7.920GHz, Emax: 53.00dBµV/m, RBW: 1MHz |

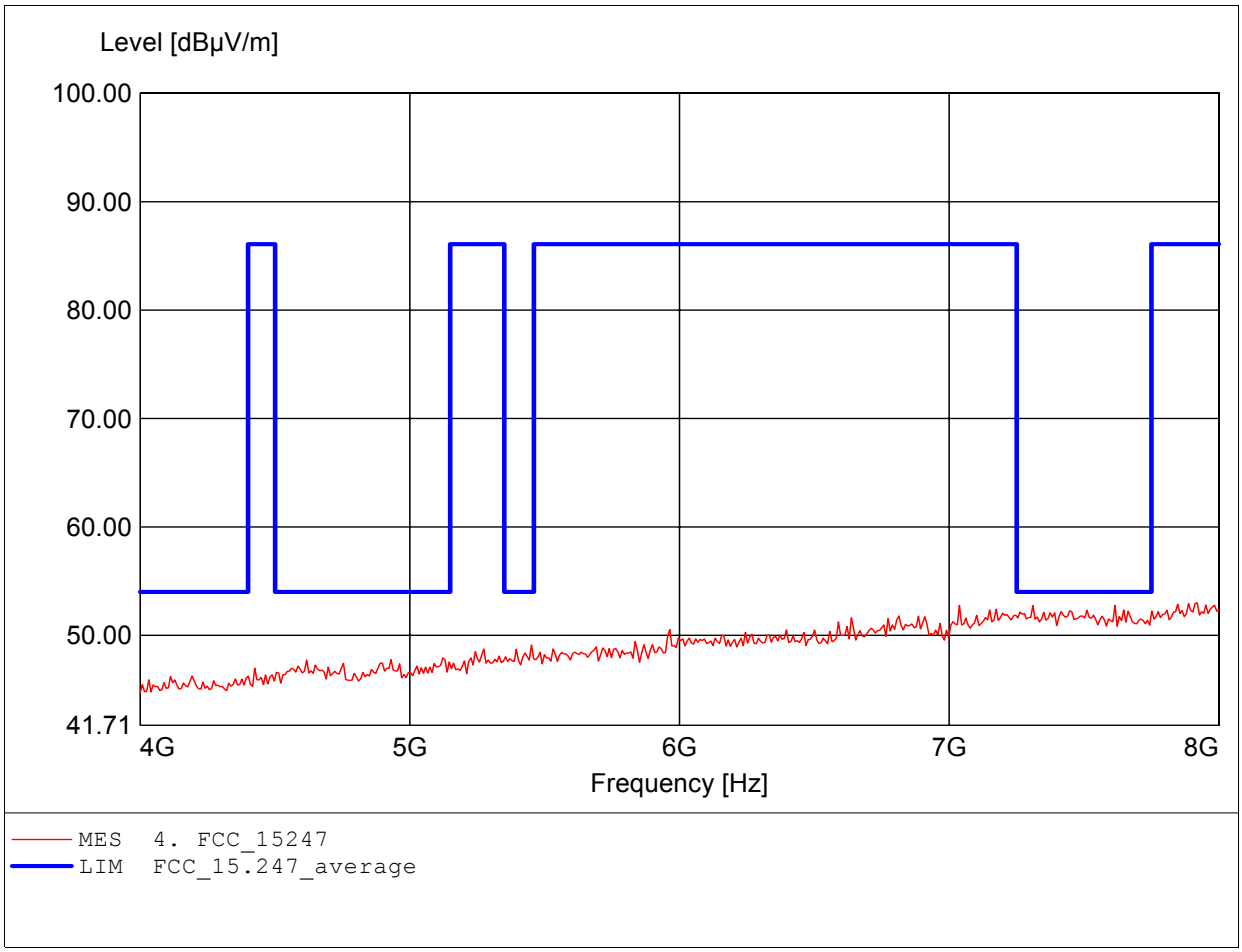

***Spurious emissions Field Strength***

***FCC RULES PART 15, SUBPART C***

| | |
|---|---|
| EUT: | Wireless Multimedia System |
| MODEL NO.: | WMS 100 Receiver 802.11B CH 6 |
| Approval Holder: | YUAN High-Tech Development Co.,Ltd. |
| Test Site / Operator: | ETS / Dennis |
| Temperature/Voltage: | Temp.: 23°C/ Unom.: 120 VAC ( ac/dc adaptor ) |
| Test Specification: | according to §15.247, peak detector |
| Comment 1: | Dist.: 3m, Ant.: HL025, ampl.+HP. |
| | Freq: 11.727GHz, Emax: 49.05dBµV/m, RBW: 1MHz |

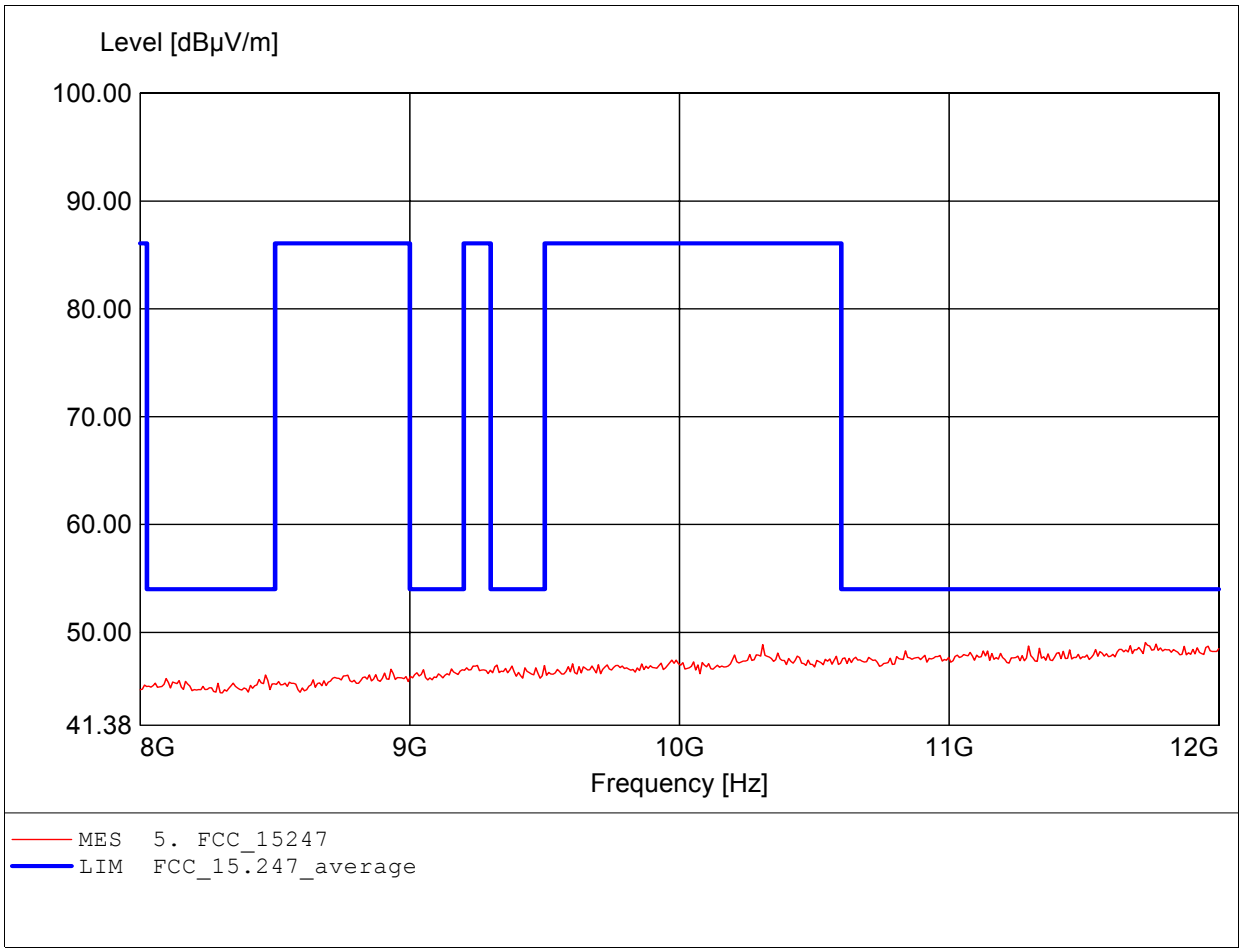

***Spurious emissions Field Strength***

***FCC RULES PART 15, SUBPART C***

| | |
|---|---|
| EUT: | Wireless Multimedia System |
| MODEL NO.: | WMS 100 Receiver 802.11B CH 6 |
| Approval Holder: | YUAN High-Tech Development Co.,Ltd. |
| Test Site / Operator: | ETS / Dennis |
| Temperature/Voltage: | Temp.: 23°C/ Unom.: 120 VAC ( ac/dc adaptor ) |
| Test Specification: | according to §15.247, peak detector |
| Comment 1: | Dist.: 3m, Ant.: HL025, ampl.+HP. |
| | Freq: 11.735GHz, Emax: 49.00dBµV/m, RBW: 1MHz |

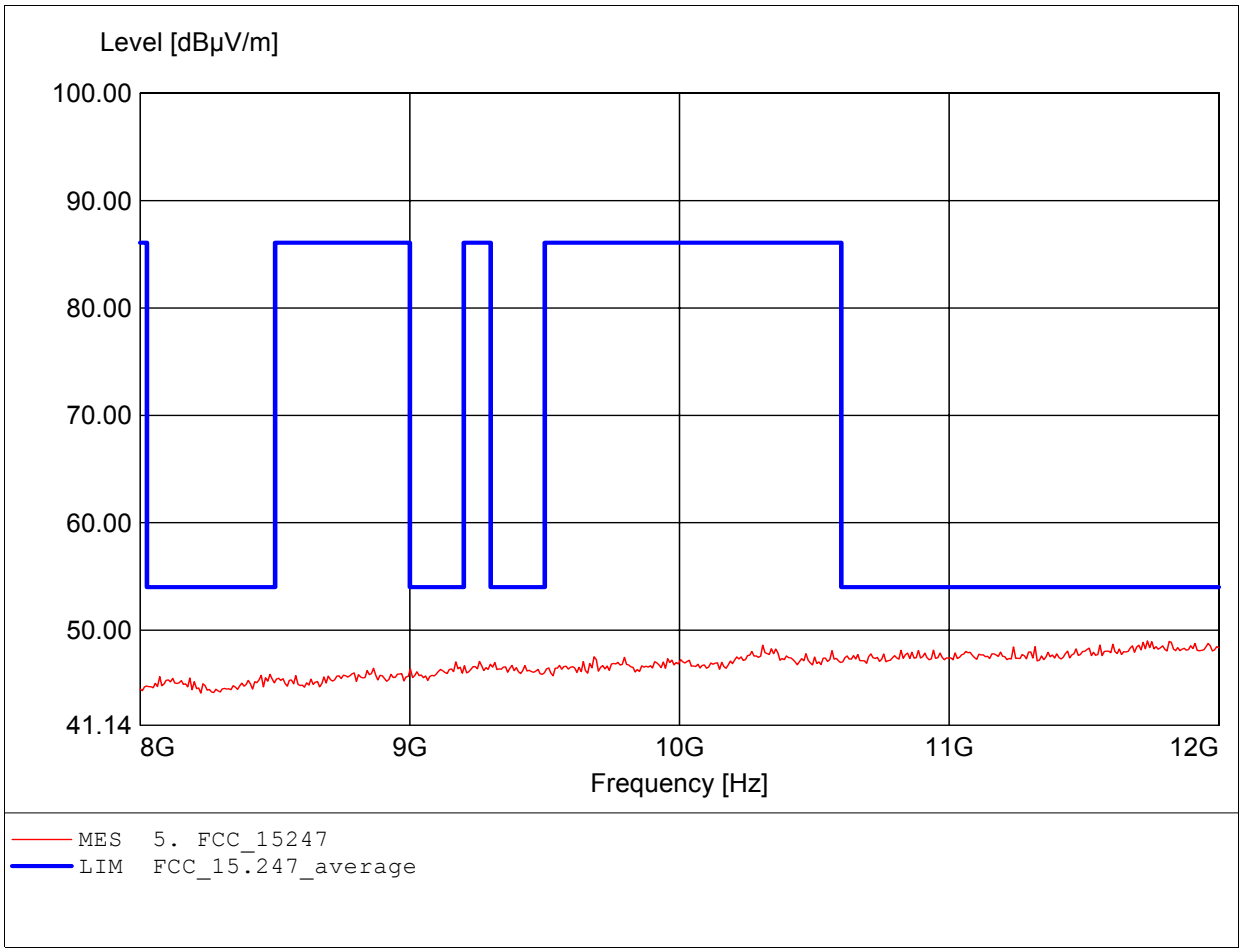

## *Spurious emissions Field Strength*

## *FCC RULES PART 15, SUBPART C*

| | |
|---|---|
| EUT: | Wireless Multimedia System |
| MODEL NO.: | WMS 100 Receiver 802.11B CH 6 |
| Approval Holder: | YUAN High-Tech Development Co.,Ltd. |
| Test Site / Operator: | ETS / Dennis |
| Temperature/Voltage: | Temp.: 23°C/ Unom.: 120 VAC ( ac/dc adaptor ) |
| Test Specification: | according to §15.247, peak detector |
| Comment 1: | Dist.: 3m, Ant.: HL025, ampl.+HP. |
| | Freq: 17.711GHz, Emax: 53.32dBµV/m, RBW: 1MHz |

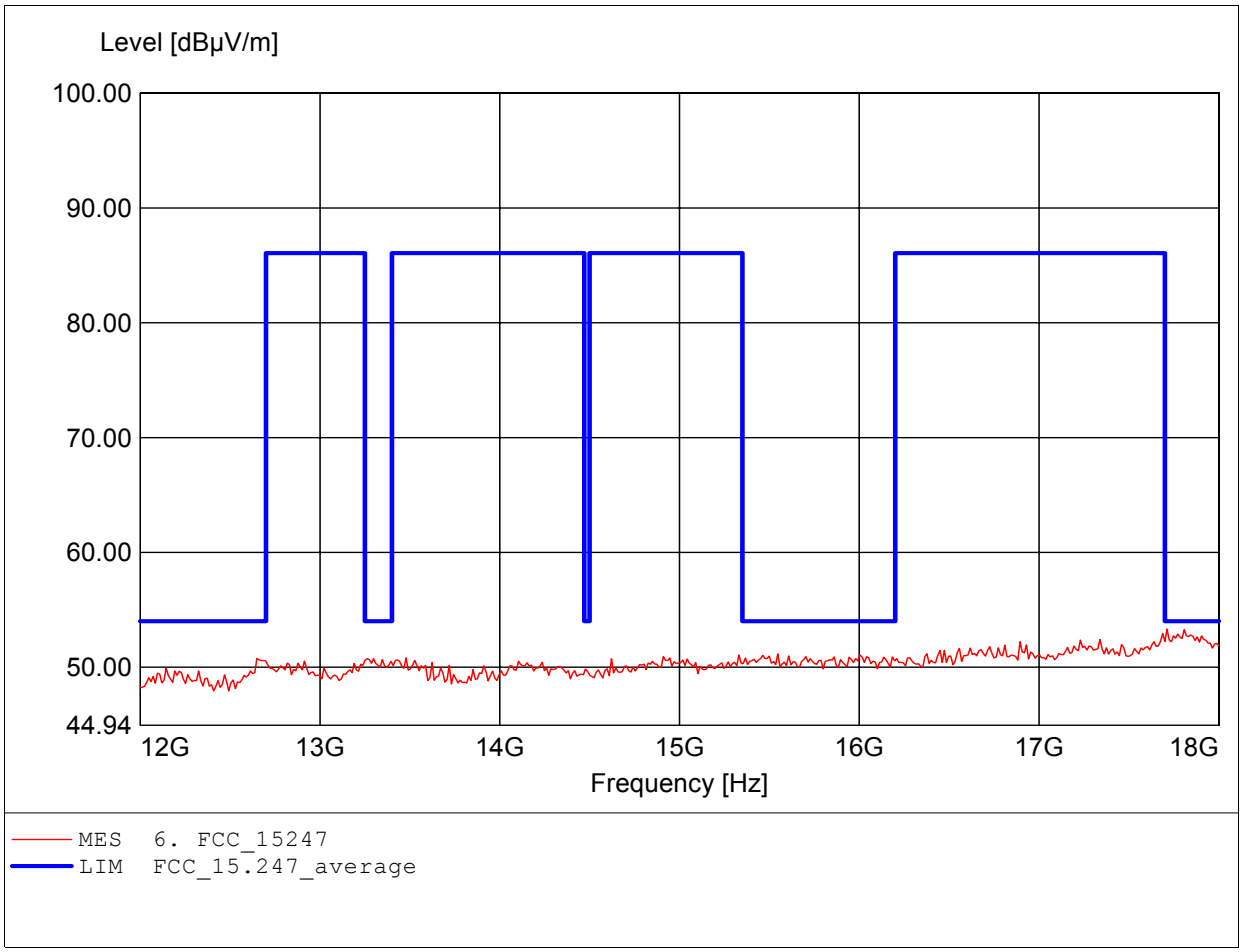

## *Spurious emissions Field Strength*

## *FCC RULES PART 15, SUBPART C*

| | |
|---|---|
| EUT: | Wireless Multimedia System |
| MODEL NO.: | WMS 100 Receiver 802.11B CH 6 |
| Approval Holder: | YUAN High-Tech Development Co.,Ltd. |
| Test Site / Operator: | ETS / Dennis |
| Temperature/Voltage: | Temp.: 23°C/ Unom.: 120 VAC ( ac/dc adaptor ) |
| Test Specification: | according to §15.247, peak detector |
| Comment 1: | Dist.: 3m, Ant.: HL025, ampl.+HP. |
| | Freq: 17.796GHz, Emax: 53.05dBµV/m, RBW: 1MHz |

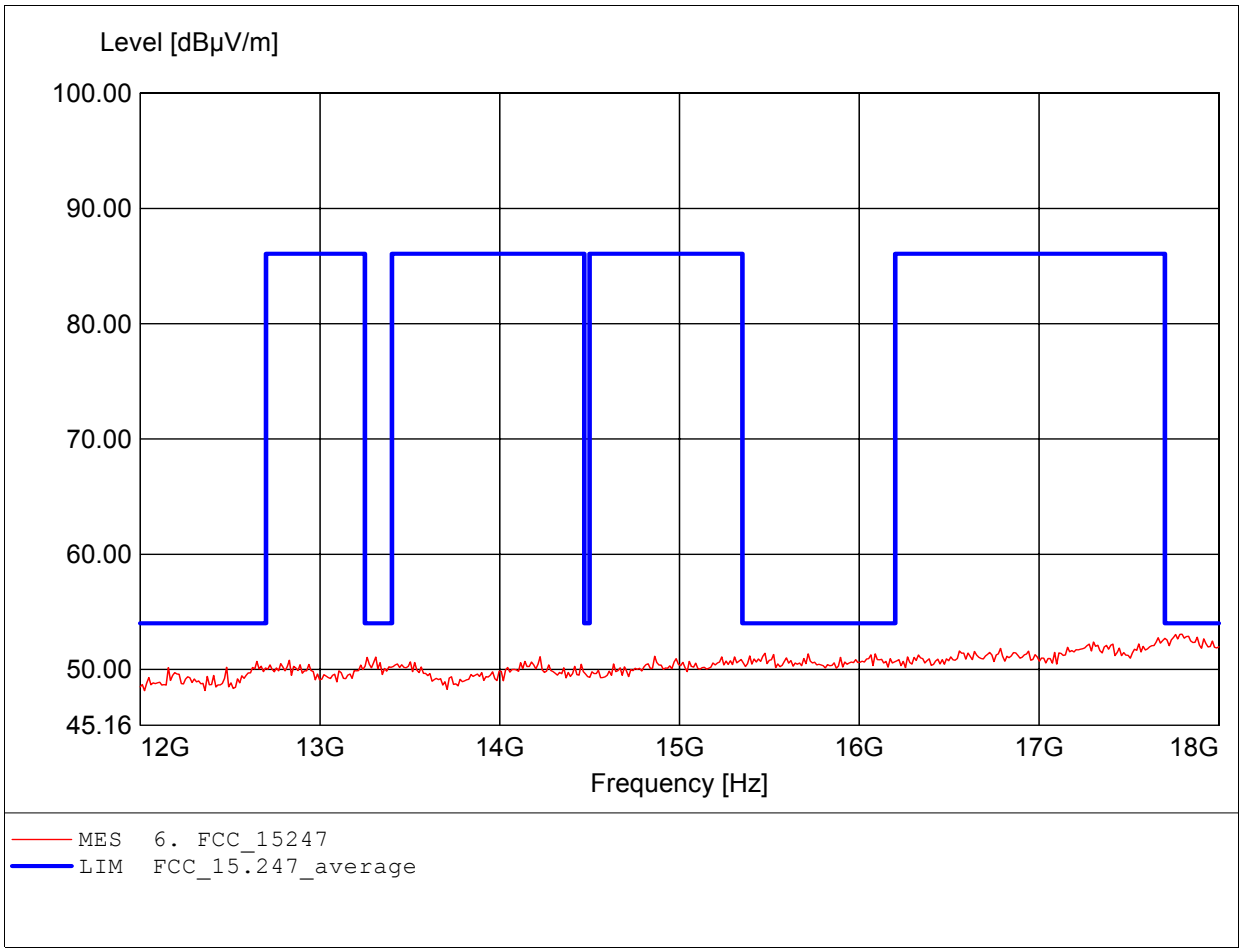

***Spurious emissions Field Strength***

***FCC RULES PART 15, SUBPART C***

| | |
|---|---|
| EUT: | Wireless Multimedia System |
| MODEL NO.: | WMS 100 Receiver 802.11B CH 6 |
| Approval Holder: | YUAN High-Tech Development Co.,Ltd. |
| Test Site / Operator: | ETS / Dennis |
| Temperature/Voltage: | Temp.: 23°C/ Unom.: 120 VAC ( ac/dc adaptor ) |
| Test Specification: | according to §15.247, peak detector |
| Comment 1: | Dist.: 3m, Ant.: HL025, amplif. |
| | Freq: 26.142GHz, Emax: 51.76dBµV/m, RBW: 1MHz |

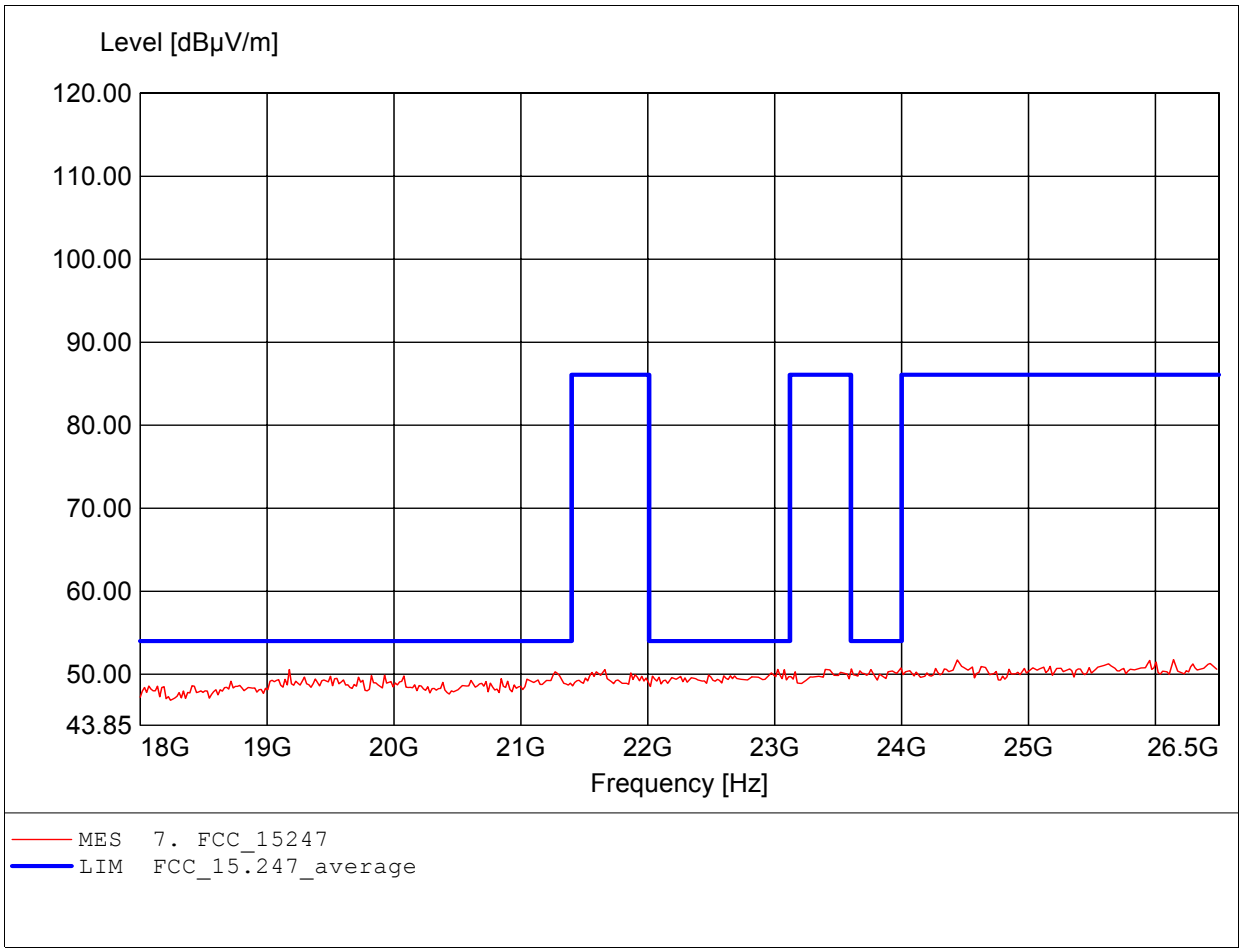

***Spurious emissions Field Strength***

***FCC RULES PART 15, SUBPART C***

| | |
|---|---|
| EUT: | Wireless Multimedia System |
| MODEL NO.: | WMS 100 Receiver 802.11B CH 6 |
| Approval Holder: | YUAN High-Tech Development Co.,Ltd. |
| Test Site / Operator: | ETS / Dennis |
| Temperature/Voltage: | Temp.: 23°C/ Unom.: 120 VAC ( ac/dc adaptor ) |
| Test Specification: | according to §15.247, peak detector |
| Comment 1: | Dist.: 3m, Ant.: HL025, amplif. |
| | Freq: 26.449GHz, Emax: 52.66dBµV/m, RBW: 1MHz |

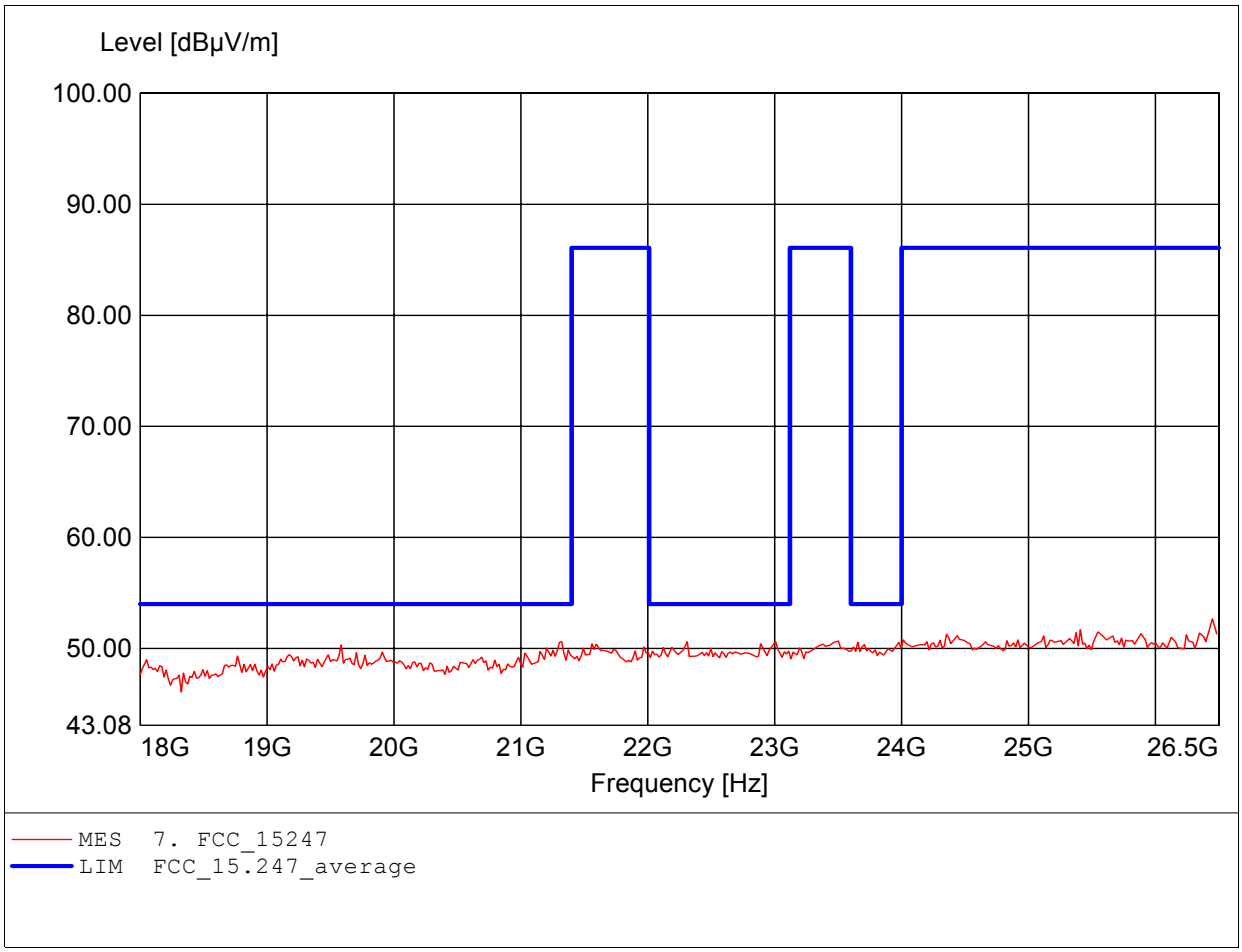

***Spurious emissions Field Strength***

***FCC RULES PART 15, SUBPART C***

| | |
|---|---|
| EUT: | Wireless Multimedia System |
| MODEL NO.: | WMS 100 Receiver 802.11B CH11 |
| Approval Holder: | YUAN High-Tech Development Co.,Ltd. |
| Test Site / Operator: | ETS / Dennis |
| Temperature/Voltage: | Temp.: 23°C/ Unom.: 120 VAC ( ac/dc adaptor ) |
| Test Specification: | according to §15.247 |
| Comment 1: | Dist.: 3m, Ant.: HK 116 |
| | Freq: 200.000MHz, Emax: 34.60dBµV/m, RBW: 100kHz |

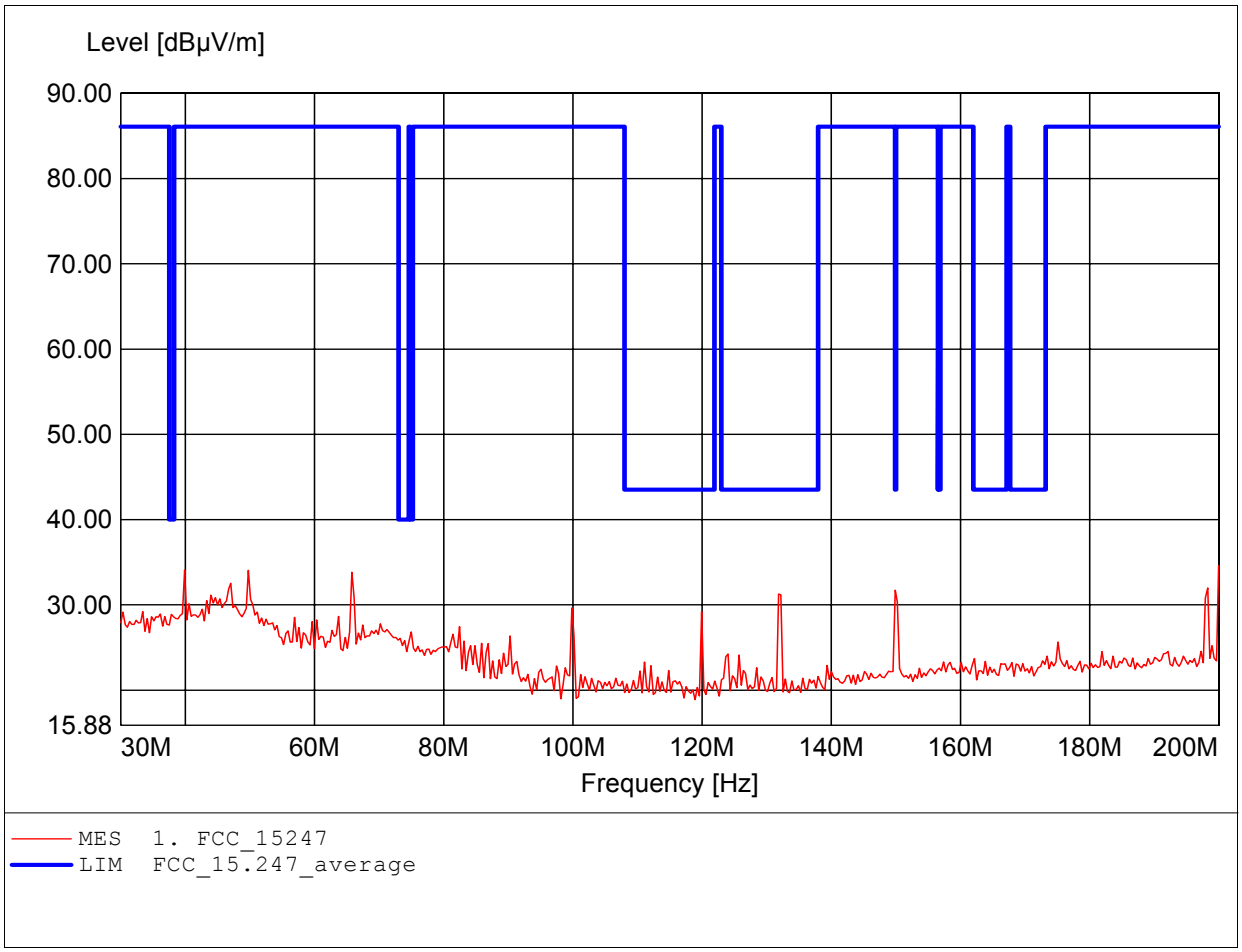

***Spurious emissions Field Strength***

***FCC RULES PART 15, SUBPART C***

| | |
|---|---|
| EUT: | Wireless Multimedia System |
| MODEL NO.: | WMS 100 Receiver 802.11B CH11 |
| Approval Holder: | YUAN High-Tech Development Co.,Ltd. |
| Test Site / Operator: | ETS / Dennis |
| Temperature/Voltage: | Temp.: 23°C/ Unom.: 120 VAC ( ac/dc adaptor ) |
| Test Specification: | according to §15.247 |
| Comment 1: | Dist.: 3m, Ant.: HK 116 |
| | Freq: 200.000MHz, Emax: 34.61dBµV/m, RBW: 100kHz |

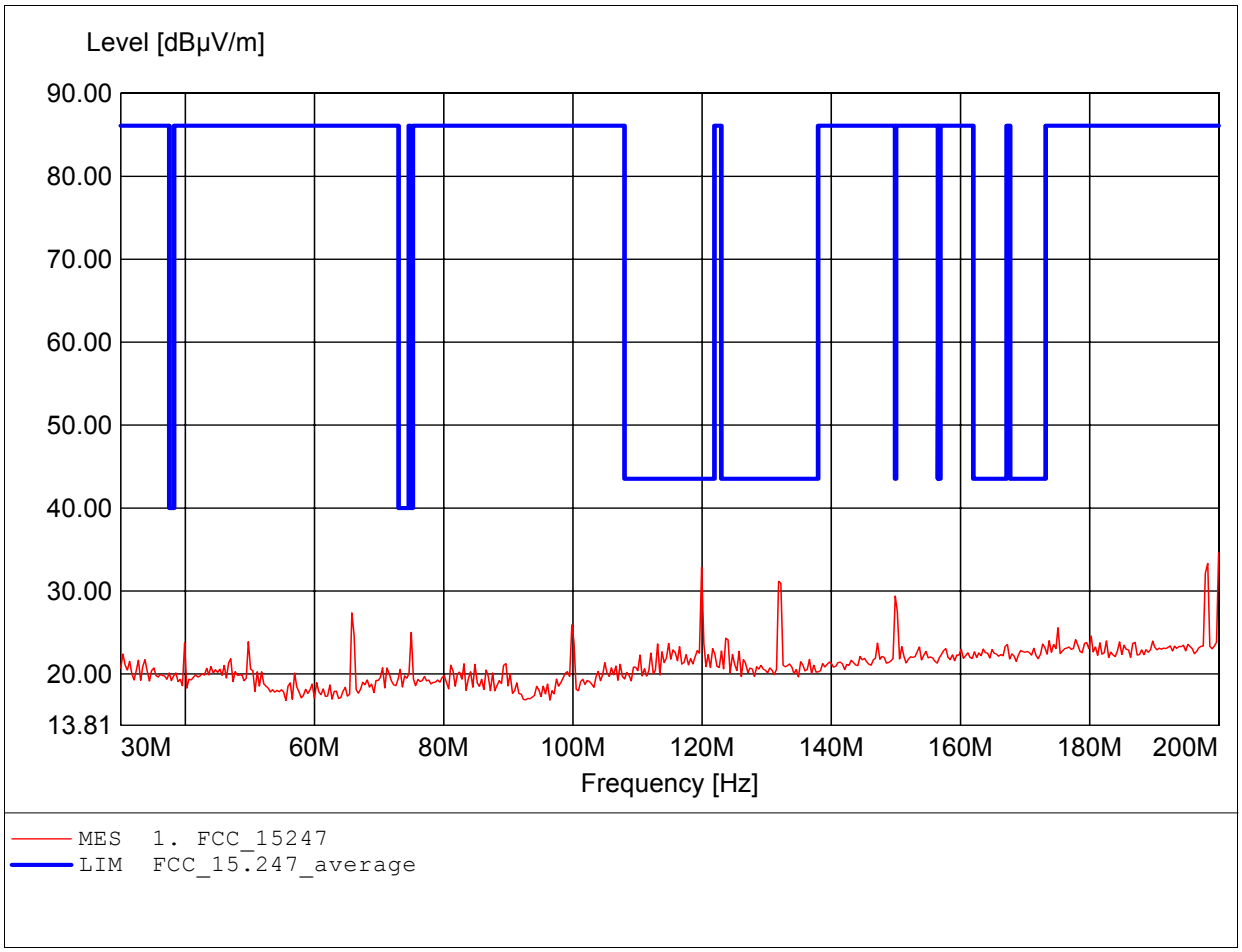

***Spurious emissions Field Strength***

***FCC RULES PART 15, SUBPART C***

| | |
|---|---|
| EUT: | Wireless Multimedia System |
| MODEL NO.: | WMS 100 Receiver 802.11B CH11 |
| Approval Holder: | YUAN High-Tech Development Co.,Ltd. |
| Test Site / Operator: | ETS / Dennis |
| Temperature/Voltage: | Temp.: 23°C/ Unom.: 120 VAC ( ac/dc adaptor ) |
| Test Specification: | according to §15.247 |
| Comment 1: | Dist.: 3m, Ant.: HL 223, |
| | Freq: 725.852MHz, Emax: 42.18dBµV/m, RBW: 100kHz |

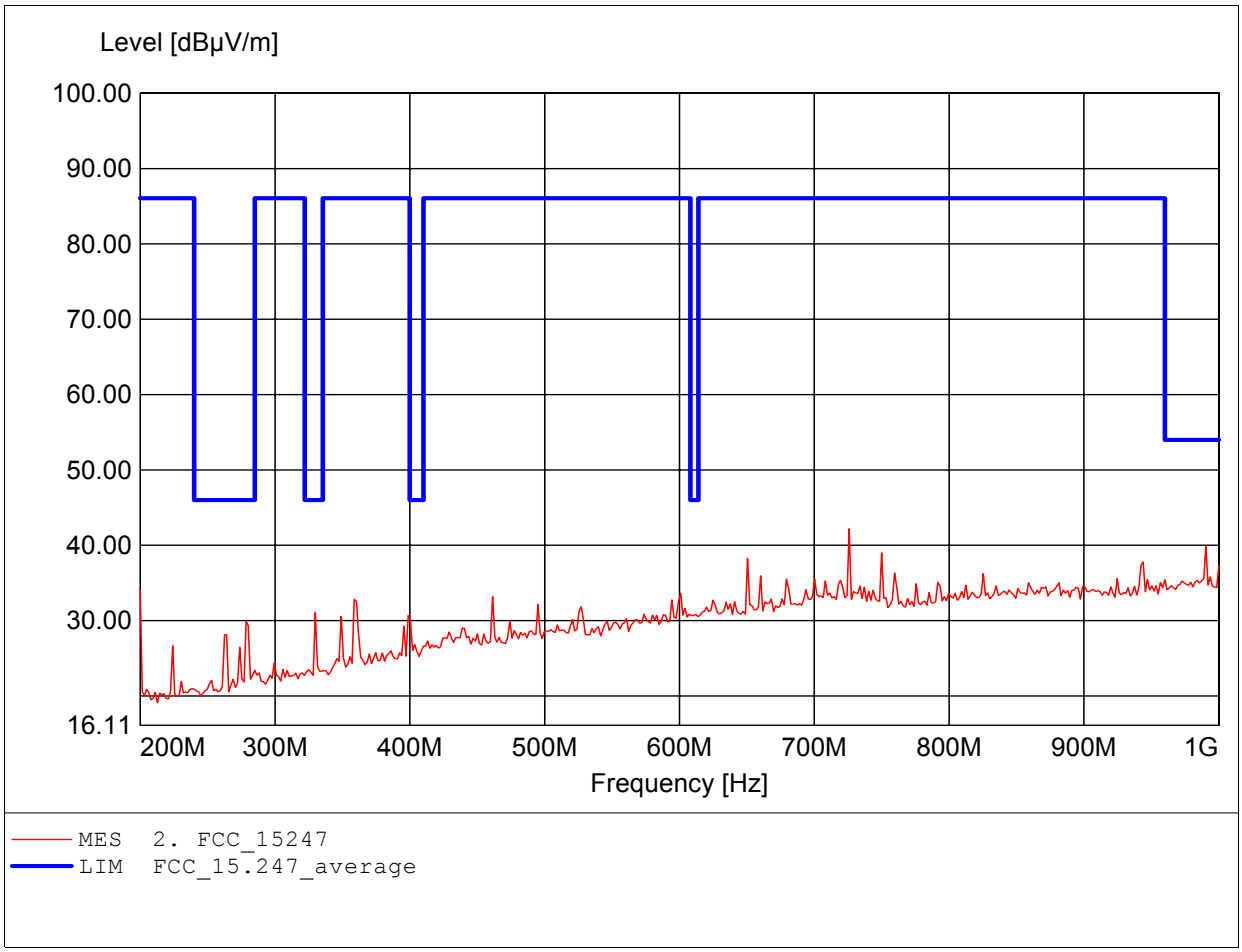

***Spurious emissions Field Strength***

***FCC RULES PART 15, SUBPART C***

| | |
|---|---|
| EUT: | Wireless Multimedia System |
| MODEL NO.: | WMS 100 Receiver 802.11B CH11 |
| Approval Holder: | YUAN High-Tech Development Co.,Ltd. |
| Test Site / Operator: | ETS / Dennis |
| Temperature/Voltage: | Temp.: 23°C/ Unom.: 120 VAC ( ac/dc adaptor ) |
| Test Specification: | according to §15.247 |
| Comment 1: | Dist.: 3m, Ant.: HL 223, |
| | Freq: 725.852MHz, Emax: 42.80dBµV/m, RBW: 100kHz |

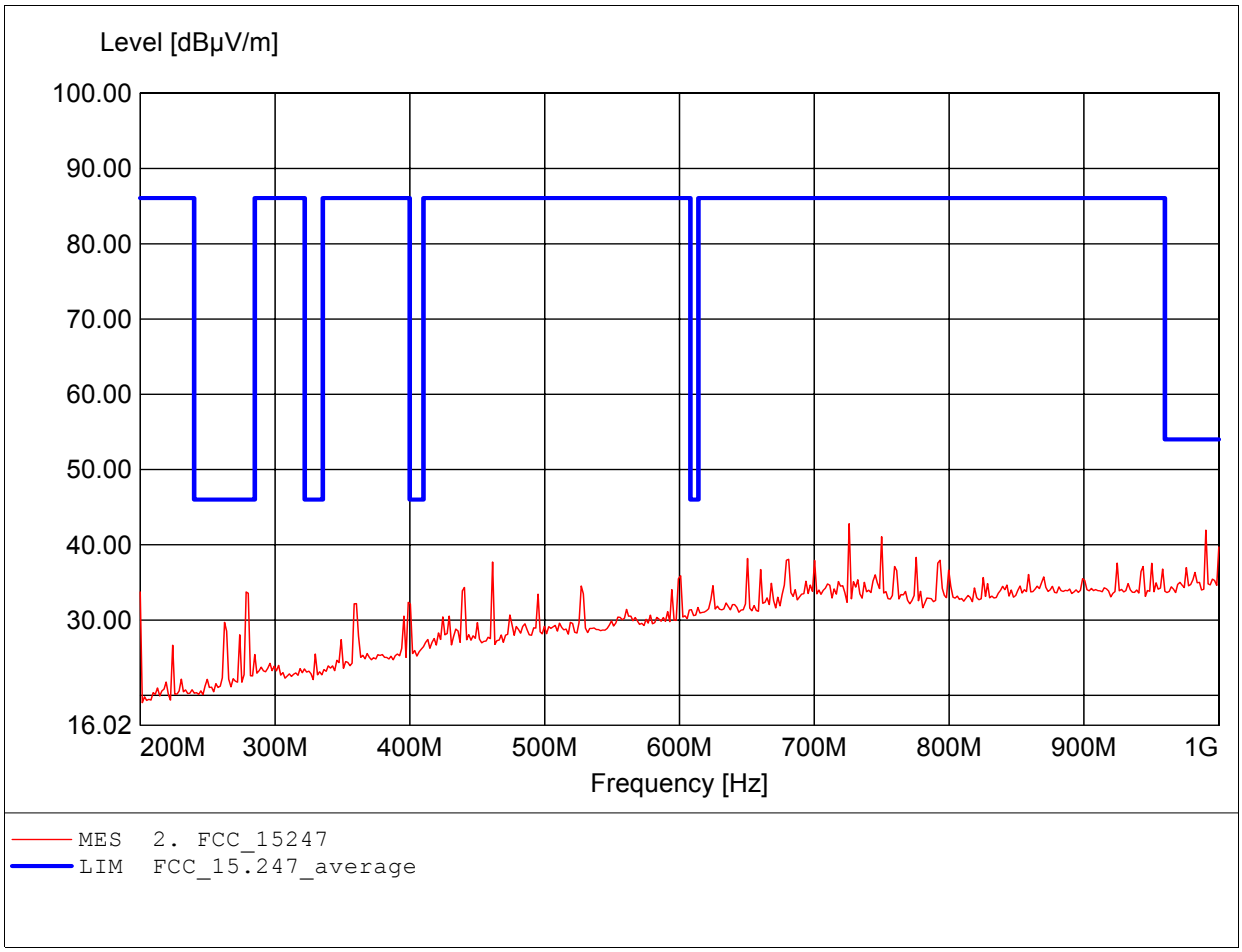

## *Spurious emissions Field Strength*

## *FCC RULES PART 15, SUBPART C*

| | |
|---|---|
| EUT: | Wireless Multimedia System |
| MODEL NO.: | WMS 100 Receiver 802.11B CH11 |
| Approval Holder: | YUAN High-Tech Development Co.,Ltd. |
| Test Site / Operator: | ETS / Dennis |
| Temperature/Voltage: | Temp.: 23°C/ Unom.: 120 VAC ( ac/dc adaptor ) |
| Test Specification: | according to §15.247, peak detector |
| Comment 1: | Dist.: 3m, Ant.: HL025, amplif. |
| | Freq: 2.484GHz, Emax: 60.88dBµV/m, RBW: 1MHz |

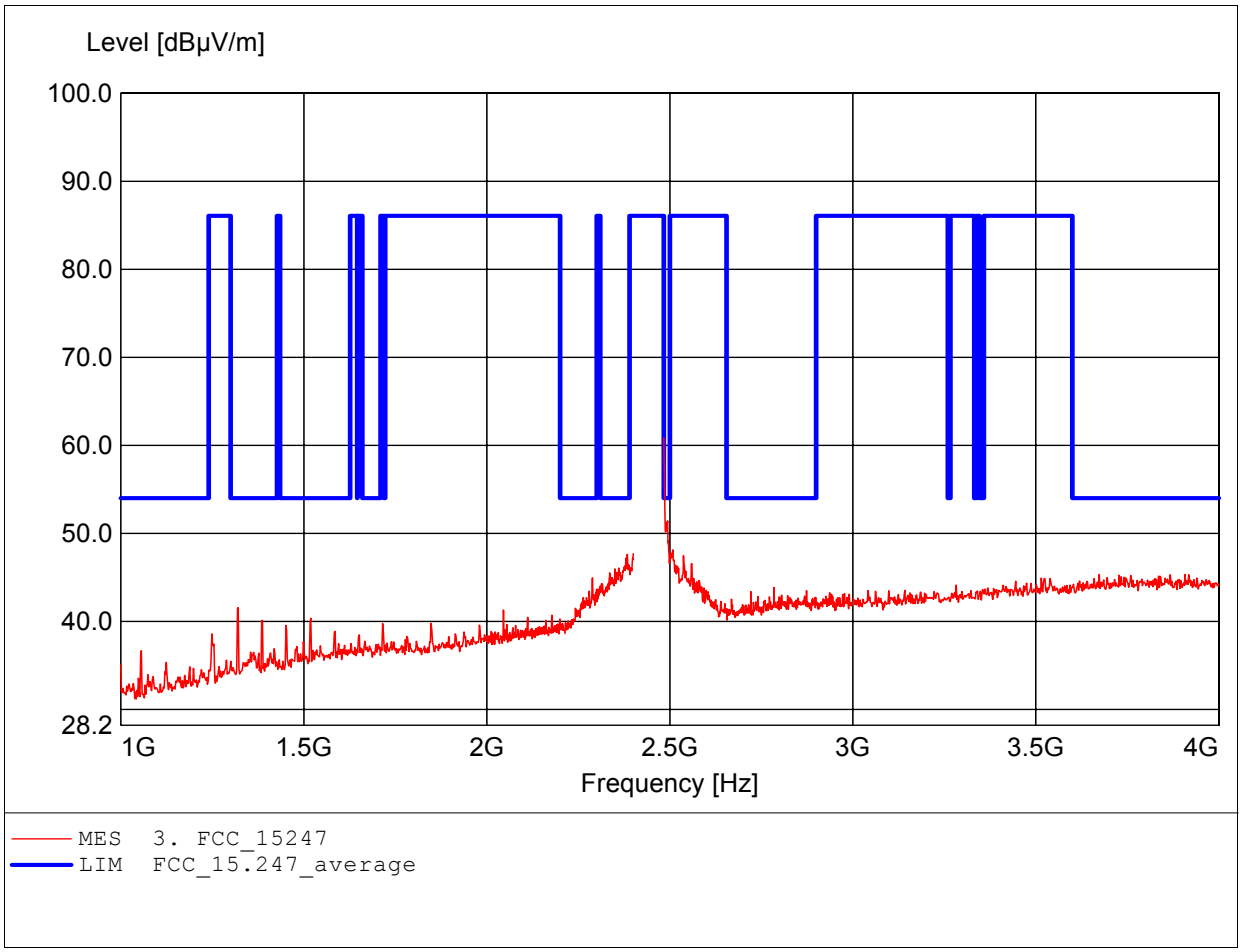


MEASUREMENT RESULT:

| Frequency MHz | Level dBµV | Limit dBµV | Margin dB | Detector |
|---|---|---|---|---|
| 2483.50 | 51.41 | 54.00 | 2.59 | AV |

## *Spurious emissions Field Strength*

## *FCC RULES PART 15, SUBPART C*

| | |
|---|---|
| EUT: | Wireless Multimedia System |
| MODEL NO.: | WMS 100 Receiver 802.11B CH11 |
| Approval Holder: | YUAN High-Tech Development Co.,Ltd. |
| Test Site / Operator: | ETS / Dennis |
| Temperature/Voltage: | Temp.: 23°C/ Unom.: 120 VAC ( ac/dc adaptor ) |
| Test Specification: | according to §15.247, peak detector |
| Comment 1: | Dist.: 3m, Ant.: HL025, amplif. |
| | Freq: 3.848GHz, Emax: 45.98dBµV/m, RBW: 1MHz |

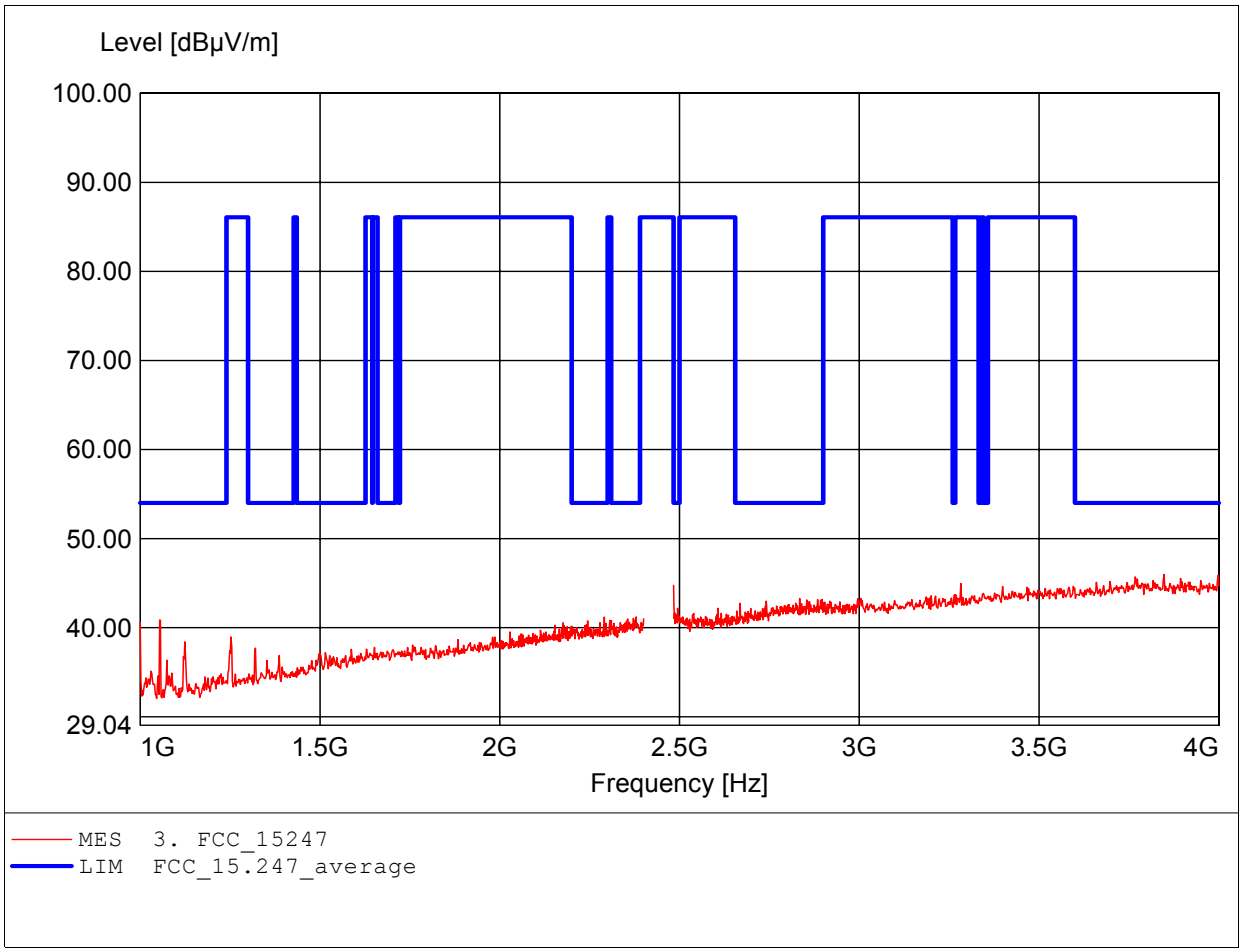

***Spurious emissions Field Strength***

***FCC RULES PART 15, SUBPART C***

| | |
|---|---|
| EUT: | Wireless Multimedia System |
| MODEL NO.: | WMS 100 Receiver 802.11B CH11 |
| Approval Holder: | YUAN High-Tech Development Co.,Ltd. |
| Test Site / Operator: | ETS / Dennis |
| Temperature/Voltage: | Temp.: 23°C/ Unom.: 120 VAC ( ac/dc adaptor ) |
| Test Specification: | according to §15.247, peak detector |
| Comment 1: | Dist.: 3m, Ant.: HL025, ampl.+HP. |
| | Freq: 7.992GHz, Emax: 52.95dBµV/m, RBW: 1MHz |

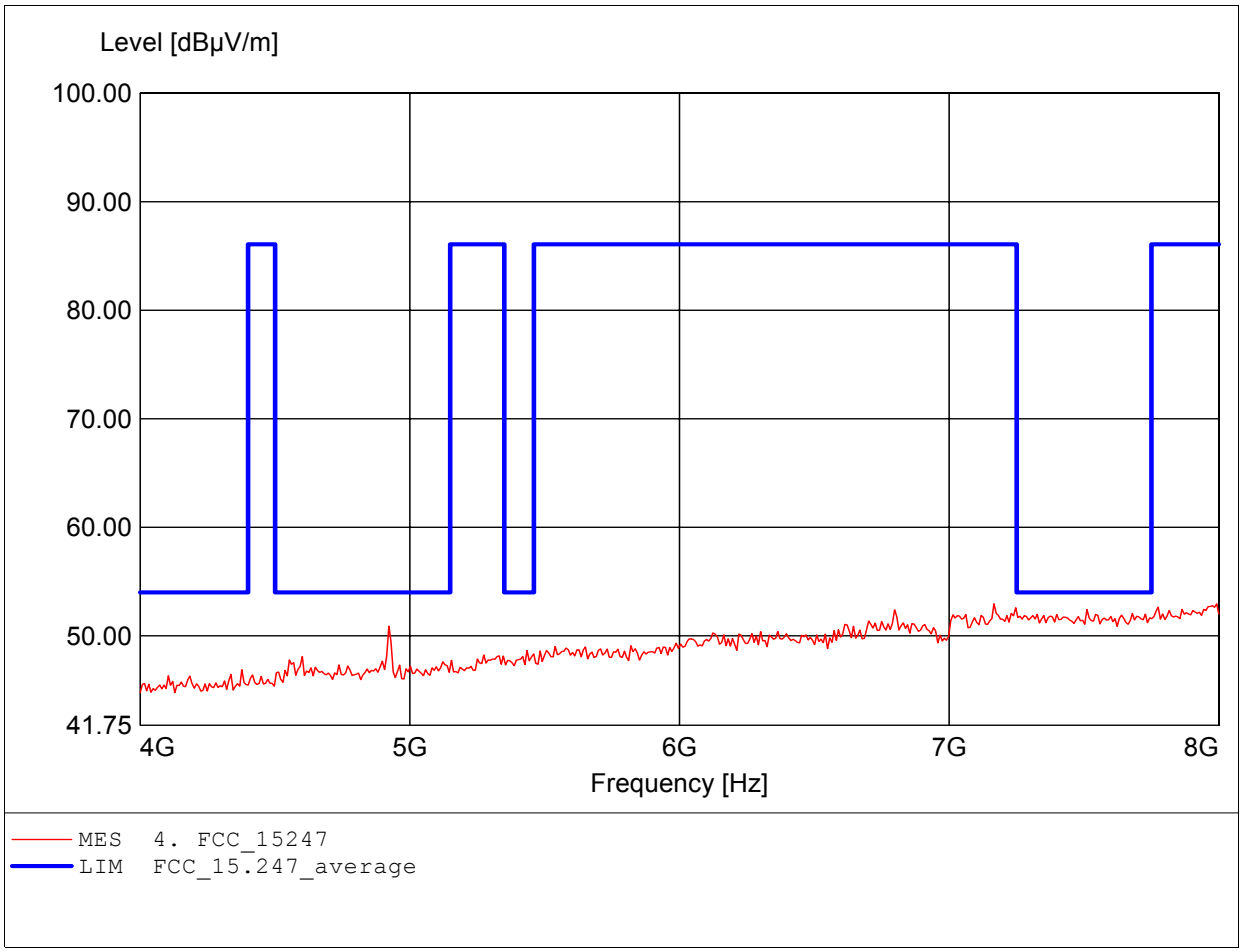

***Spurious emissions Field Strength***

***FCC RULES PART 15, SUBPART C***

| | |
|---|---|
| EUT: | Wireless Multimedia System |
| MODEL NO.: | WMS 100 Receiver 802.11B CH11 |
| Approval Holder: | YUAN High-Tech Development Co.,Ltd. |
| Test Site / Operator: | ETS / Dennis |
| Temperature/Voltage: | Temp.: 23°C/ Unom.: 120 VAC ( ac/dc adaptor ) |
| Test Specification: | according to §15.247, peak detector |
| Comment 1: | Dist.: 3m, Ant.: HL025, ampl.+HP. |
| | Freq: 7.992GHz, Emax: 53.68dBµV/m, RBW: 1MHz |

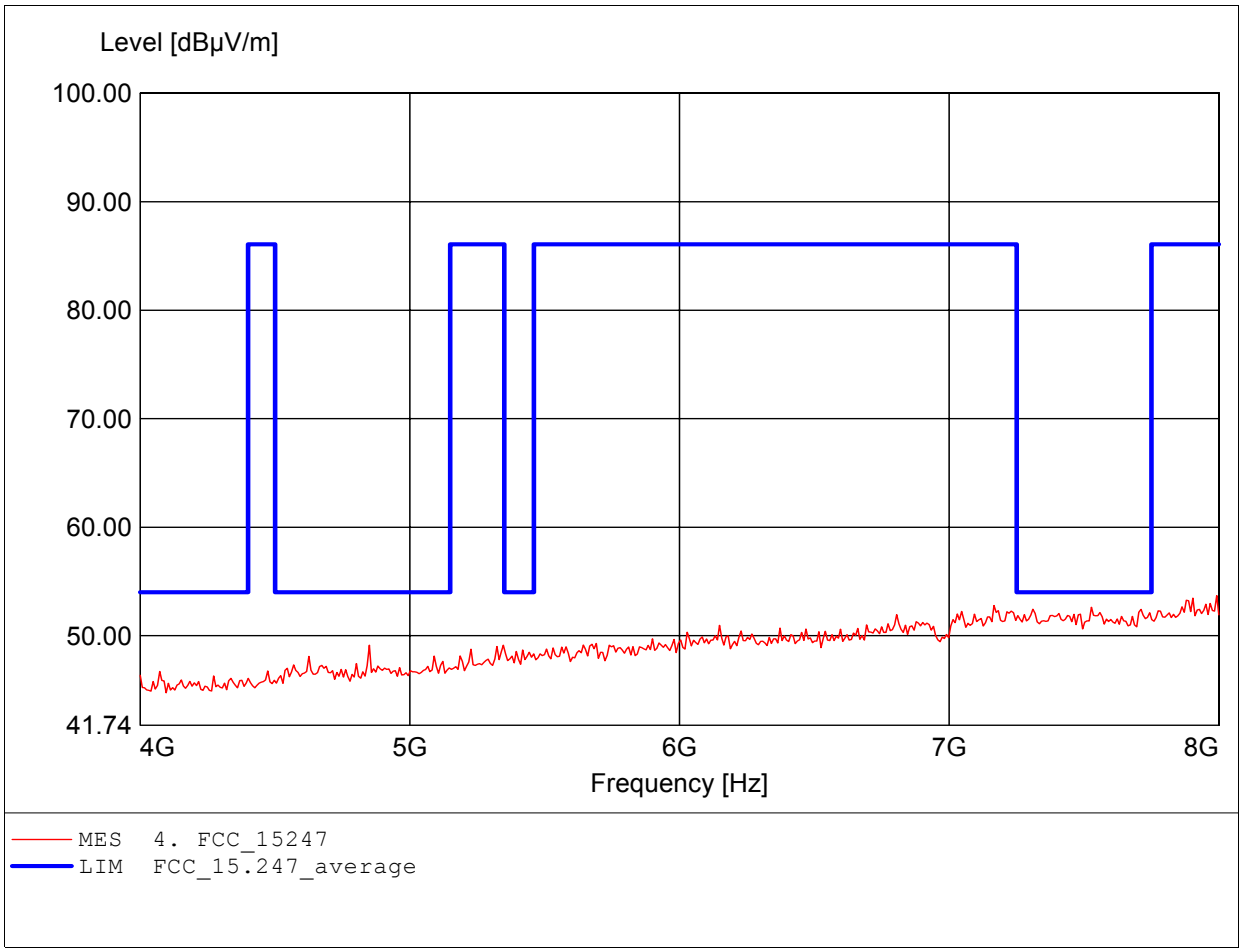

***Spurious emissions Field Strength***

***FCC RULES PART 15, SUBPART C***

| | |
|---|---|
| EUT: | Wireless Multimedia System |
| MODEL NO.: | WMS 100 Receiver 802.11B CH11 |
| Approval Holder: | YUAN High-Tech Development Co.,Ltd. |
| Test Site / Operator: | ETS / Dennis |
| Temperature/Voltage: | Temp.: 23°C/ Unom.: 120 VAC ( ac/dc adaptor ) |
| Test Specification: | according to §15.247, peak detector |
| Comment 1: | Dist.: 3m, Ant.: HL025, ampl.+HP. |
| | Freq: 11.824GHz, Emax: 49.28dBµV/m, RBW: 1MHz |

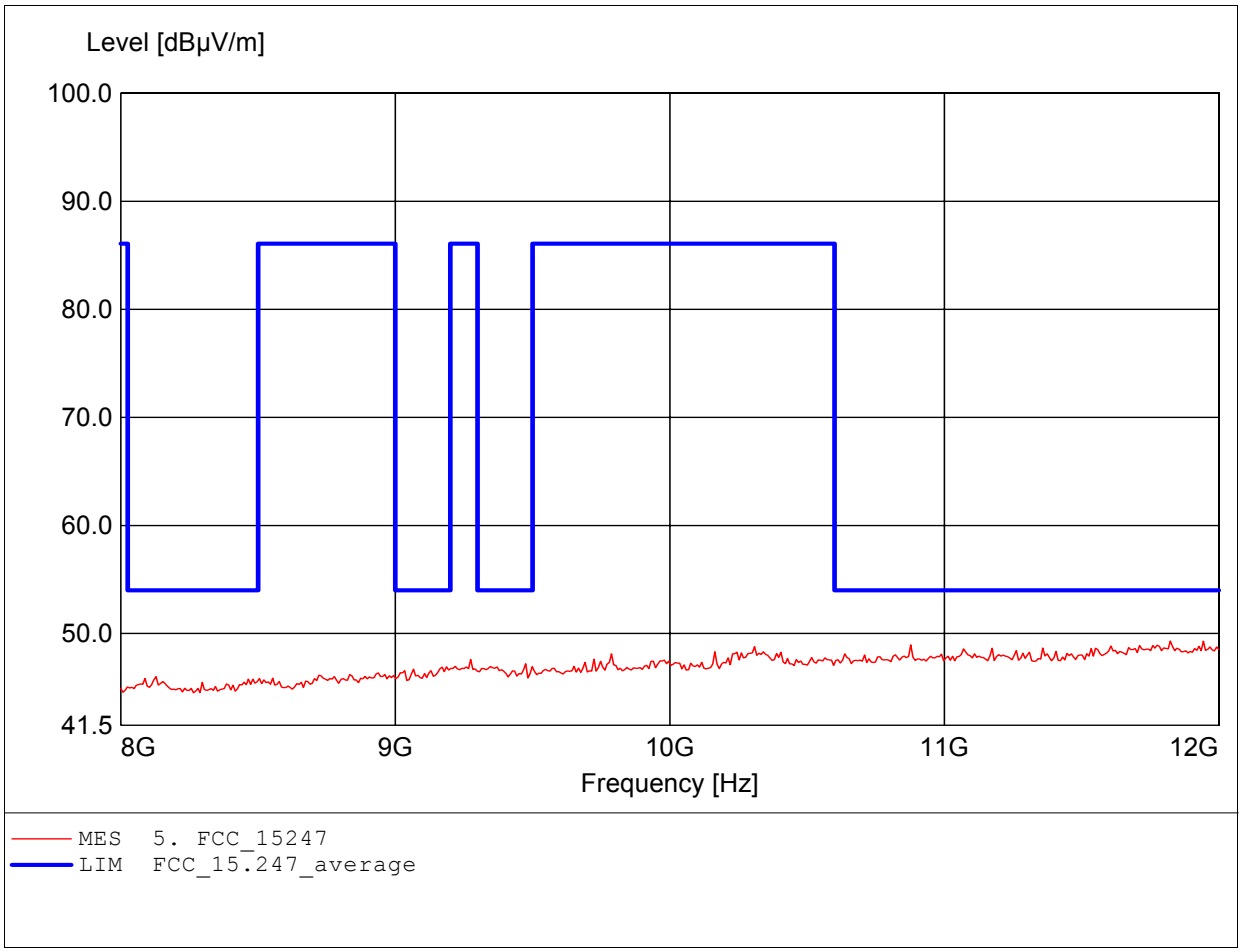

***Spurious emissions Field Strength***

***FCC RULES PART 15, SUBPART C***

| | |
|---|---|
| EUT: | Wireless Multimedia System |
| MODEL NO.: | WMS 100 Receiver 802.11B CH11 |
| Approval Holder: | YUAN High-Tech Development Co.,Ltd. |
| Test Site / Operator: | ETS / Dennis |
| Temperature/Voltage: | Temp.: 23°C/ Unom.: 120 VAC ( ac/dc adaptor ) |
| Test Specification: | according to §15.247, peak detector |
| Comment 1: | Dist.: 3m, Ant.: HL025, ampl.+HP. |
| | Freq: 11.816GHz, Emax: 49.48dBµV/m, RBW: 1MHz |

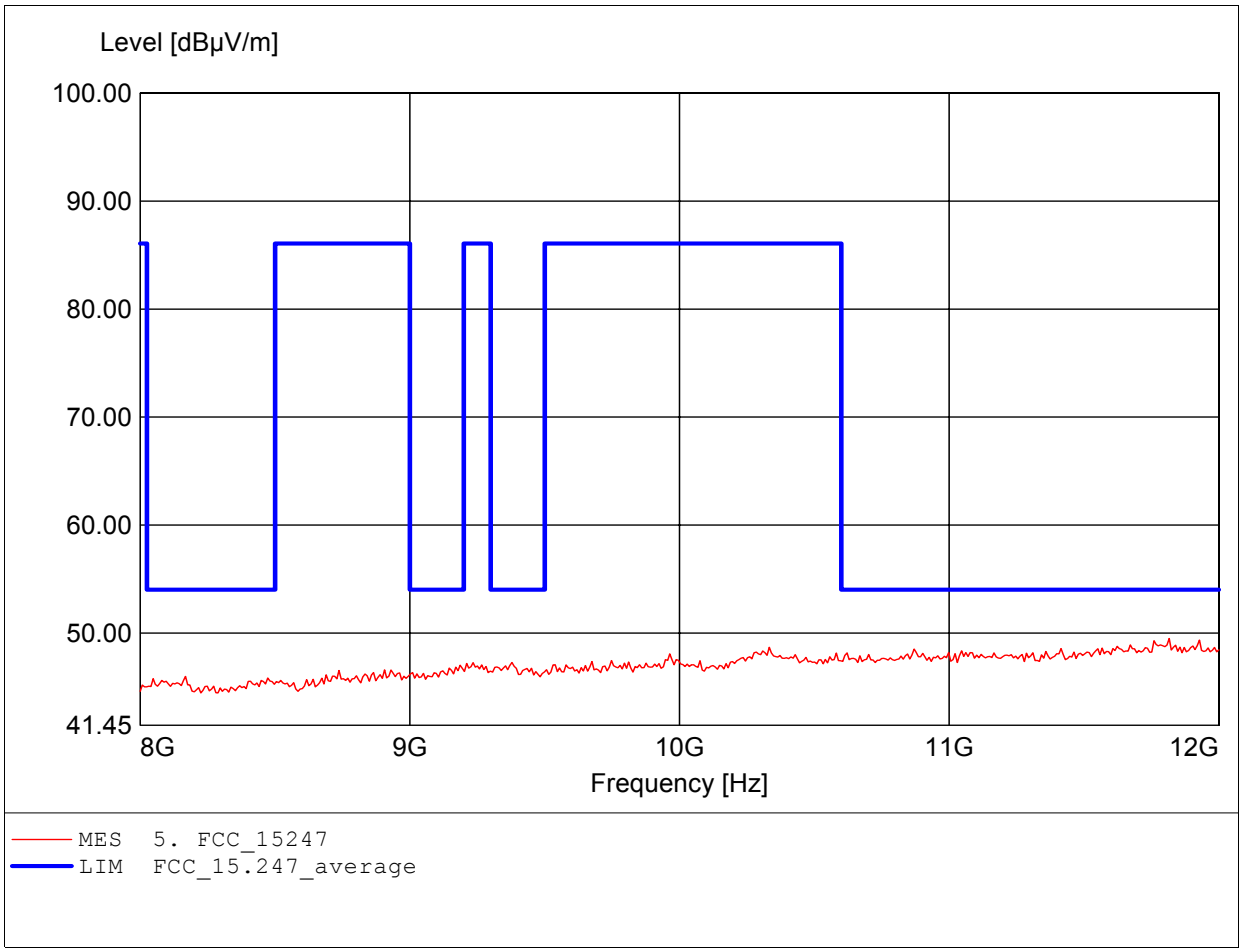

## *Spurious emissions Field Strength*

## *FCC RULES PART 15, SUBPART C*

| | |
|---|---|
| EUT: | Wireless Multimedia System |
| MODEL NO.: | WMS 100 Receiver 802.11B CH11 |
| Approval Holder: | YUAN High-Tech Development Co.,Ltd. |
| Test Site / Operator: | ETS / Dennis |
| Temperature/Voltage: | Temp.: 23°C/ Unom.: 120 VAC ( ac/dc adaptor ) |
| Test Specification: | according to §15.247, peak detector |
| Comment 1: | Dist.: 3m, Ant.: HL025, ampl.+HP. |
| | Freq: 17.784GHz, Emax: 53.23dBµV/m, RBW: 1MHz |

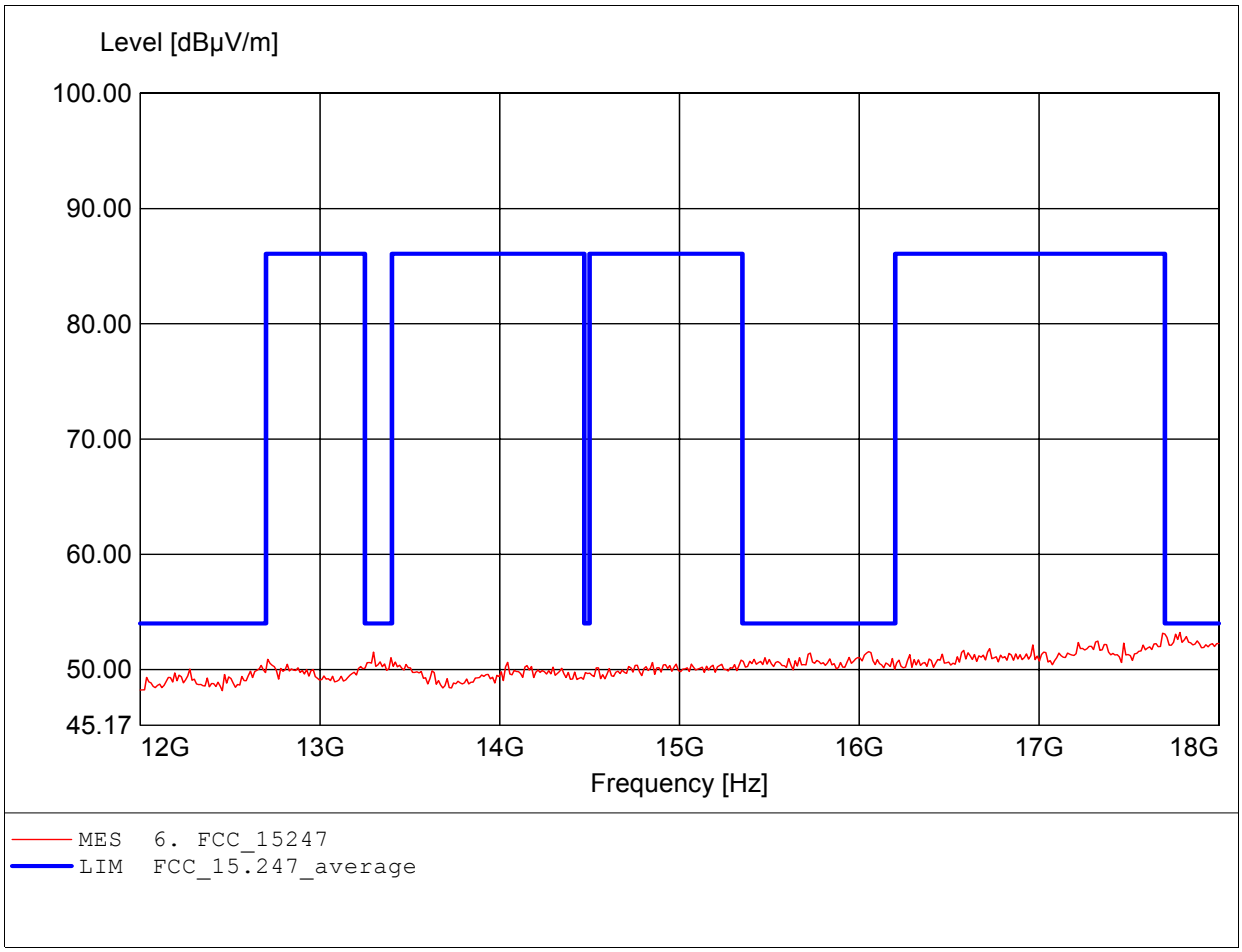

## *Spurious emissions Field Strength*

## *FCC RULES PART 15, SUBPART C*

| | |
|---|---|
| EUT: | Wireless Multimedia System |
| MODEL NO.: | WMS 100 Receiver 802.11B CH11 |
| Approval Holder: | YUAN High-Tech Development Co.,Ltd. |
| Test Site / Operator: | ETS / Dennis |
| Temperature/Voltage: | Temp.: 23°C/ Unom.: 120 VAC ( ac/dc adaptor ) |
| Test Specification: | according to §15.247, peak detector |
| Comment 1: | Dist.: 3m, Ant.: HL025, ampl.+HP. |
| | Freq: 17.796GHz, Emax: 53.42dBµV/m, RBW: 1MHz |

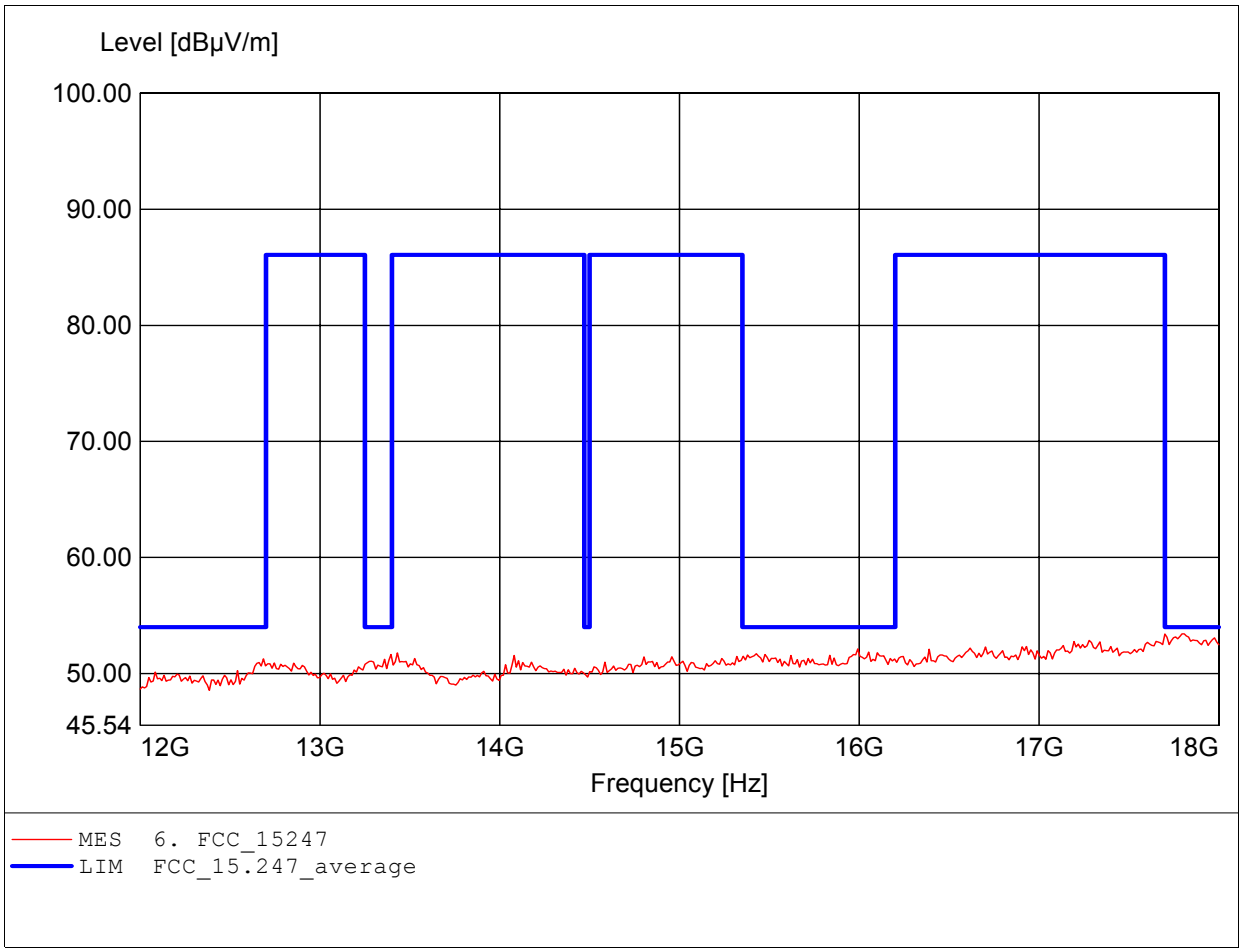

## *Spurious emissions Field Strength*

## *FCC RULES PART 15, SUBPART C*

| | |
|---|---|
| EUT: | Wireless Multimedia System |
| MODEL NO.: | WMS 100 Receiver 802.11B CH11 |
| Approval Holder: | YUAN High-Tech Development Co.,Ltd. |
| Test Site / Operator: | ETS / Dennis |
| Temperature/Voltage: | Temp.: 23°C/ Unom.: 120 VAC ( ac/dc adaptor ) |
| Test Specification: | according to §15.247, peak detector |
| Comment 1: | Dist.: 3m, Ant.: HL025, amplif. |
| | Freq: 26.483GHz, Emax: 51.68dBµV/m, RBW: 1MHz |

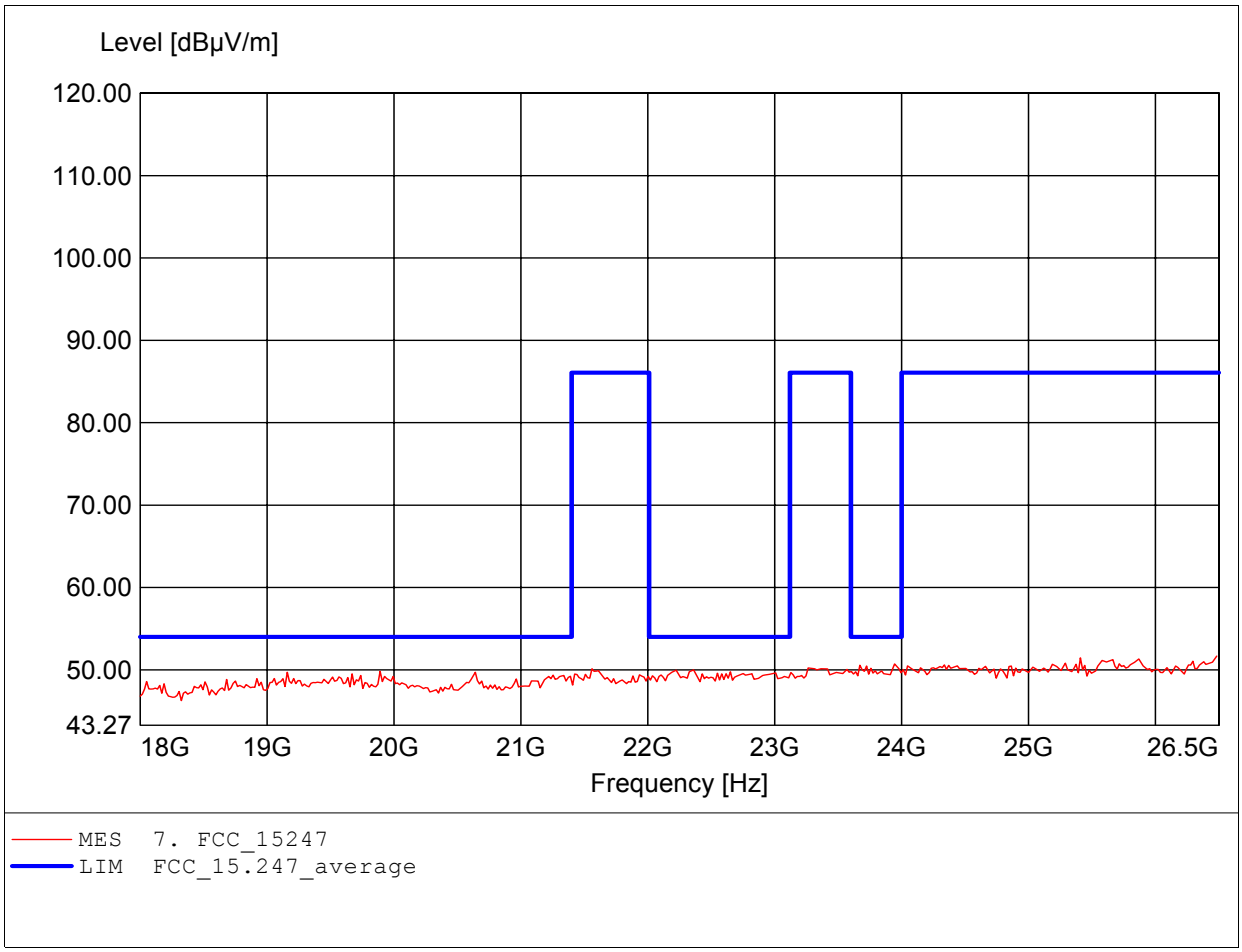

## *Spurious emissions Field Strength*

## *FCC RULES PART 15, SUBPART C*

| | |
|---|---|
| EUT: | Wireless Multimedia System |
| MODEL NO.: | WMS 100 Receiver 802.11B CH11 |
| Approval Holder: | YUAN High-Tech Development Co.,Ltd. |
| Test Site / Operator: | ETS / Dennis |
| Temperature/Voltage: | Temp.: 23°C/ Unom.: 120 VAC ( ac/dc adaptor ) |
| Test Specification: | according to §15.247, peak detector |
| Comment 1: | Dist.: 3m, Ant.: HL025, amplif. |
| | Freq: 25.222GHz, Emax: 51.85dBµV/m, RBW: 1MHz |

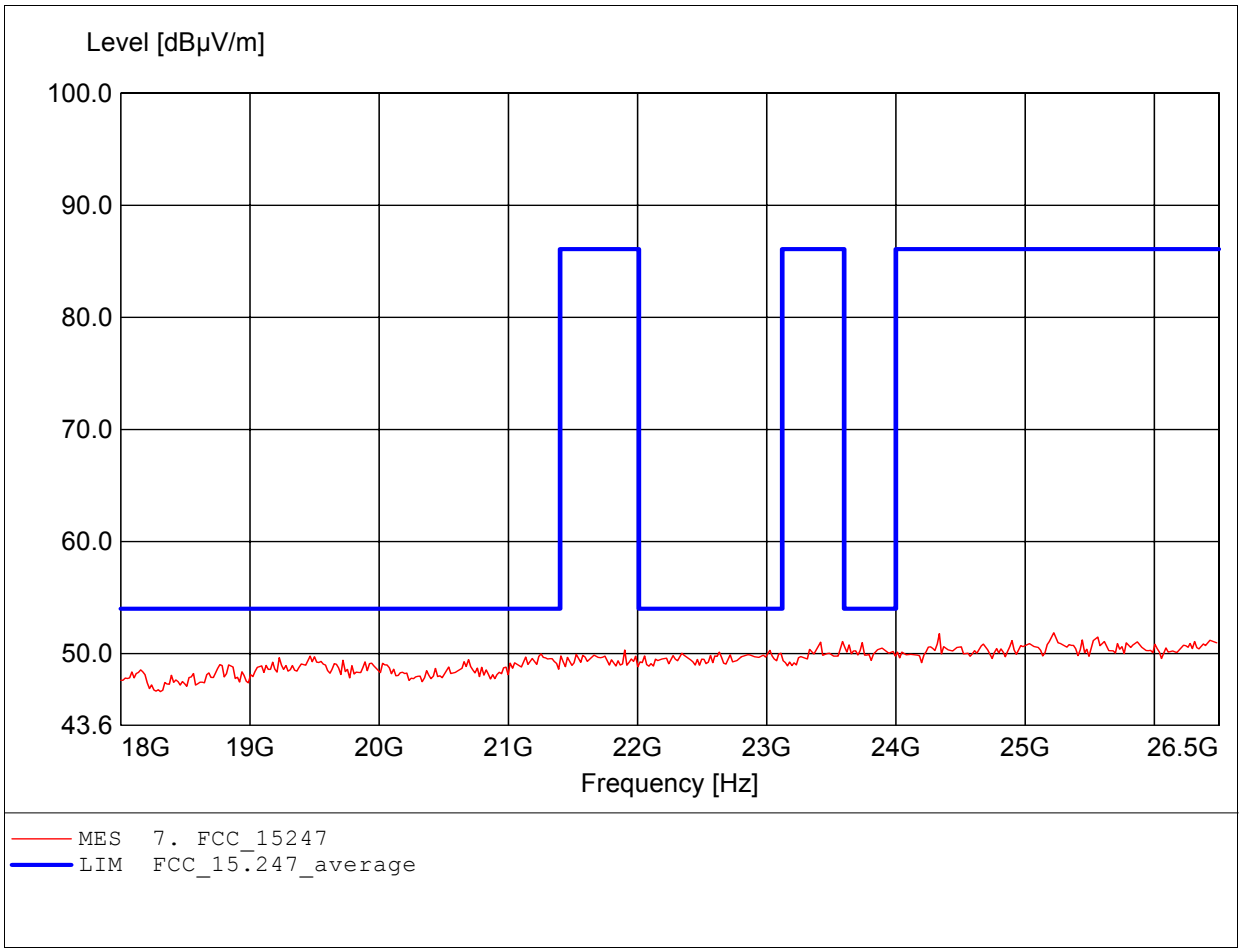

***Field Strength under normal conditions***

***FCC RULES PART 15, SUBPART B***

| | |
|---|---|
| EUT: | Wireless Multimedia System |
| MODEL NO.: | WMS 100 Receiver 802.11B CH 1 |
| Approval Holder: | YUAN High-Tech Development Co.,Ltd. |
| Test Site / Operator: | ETS / Dennis |
| Temperature/Voltage: | Temp.: 23°C/ Unom.: 120 VAC ( ac/dc adaptor ) |
| Test Specification: | according to subpart B |
| Comment 1: | Dist.: 3m, Ant.: HK 116 |
| | Freq:39.880MHz Emax:36.20dBµV/m RBW: 100 kHz |

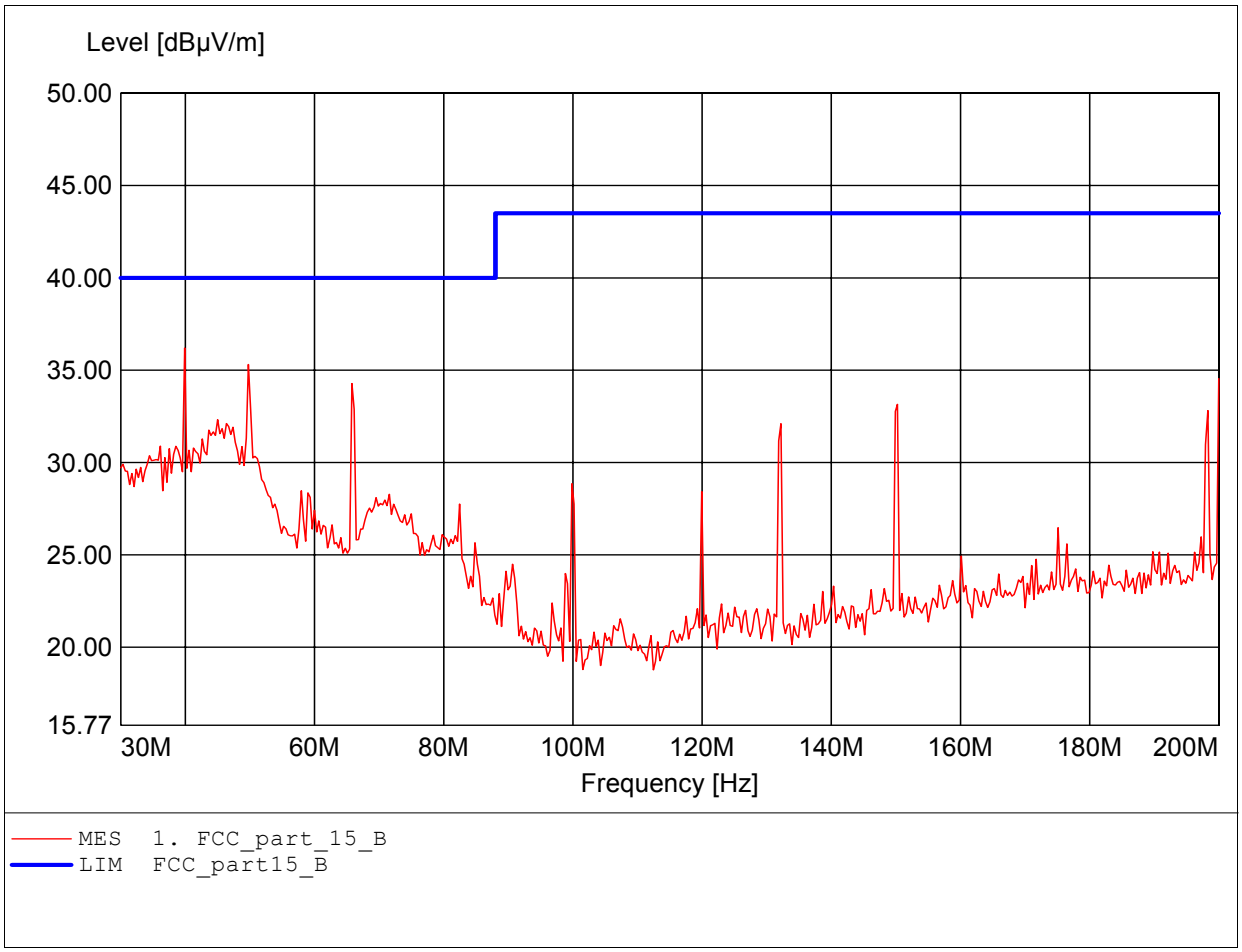

***Field Strength under normal conditions***

***FCC RULES PART 15, SUBPART B***

| | |
|---|---|
| EUT: | Wireless Multimedia System |
| MODEL NO.: | WMS 100 Receiver 802.11B CH 1 |
| Approval Holder: | YUAN High-Tech Development Co.,Ltd. |
| Test Site / Operator: | ETS / Dennis |
| Temperature/Voltage: | Temp.: 23°C/ Unom.: 120 VAC ( ac/dc adaptor ) |
| Test Specification: | according to subpart B |
| Comment 1: | Dist.: 3m, Ant.: HK 116 |
| | Freq:198.297MHz Emax:34.81dBµV/m RBW: 100 kHz |

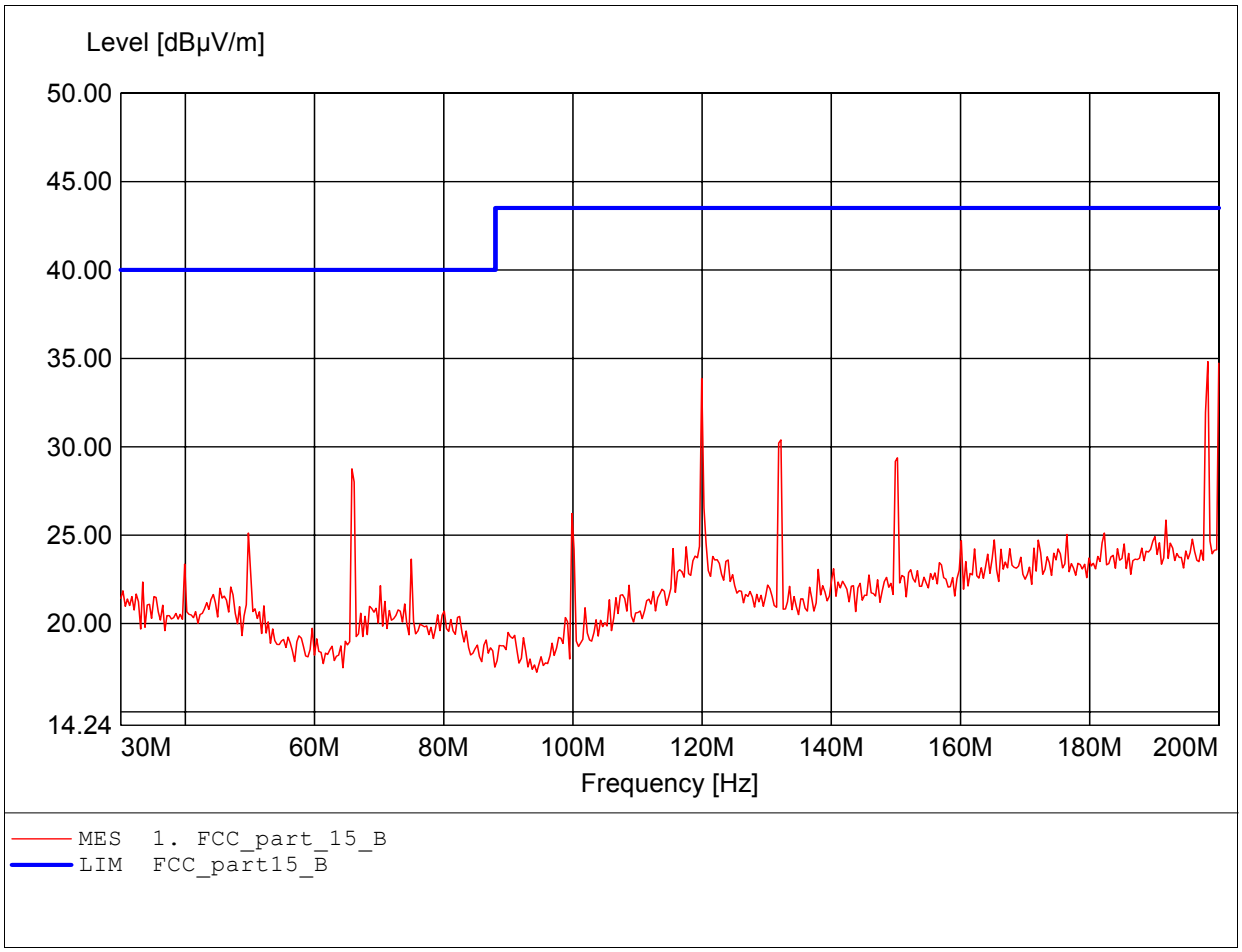

***Field Strength under normal conditions***

***FCC RULES PART 15, SUBPART B***

| | |
|---|---|
| EUT: | Wireless Multimedia System |
| MODEL NO.: | WMS 100 Receiver 802.11B CH 1 |
| Approval Holder: | YUAN High-Tech Development Co.,Ltd. |
| Test Site / Operator: | ETS / Dennis |
| Temperature/Voltage: | Temp.: 23°C/ Unom.: 120 VAC ( ac/dc adaptor ) |
| Test Specification: | according to subpart B |
| Comment 1: | Dist.: 3m, Ant.: HL 223, ampl. |
| | Freq:990.381MHz Emax:38.76dBµV/m RBW: 100 kHz |

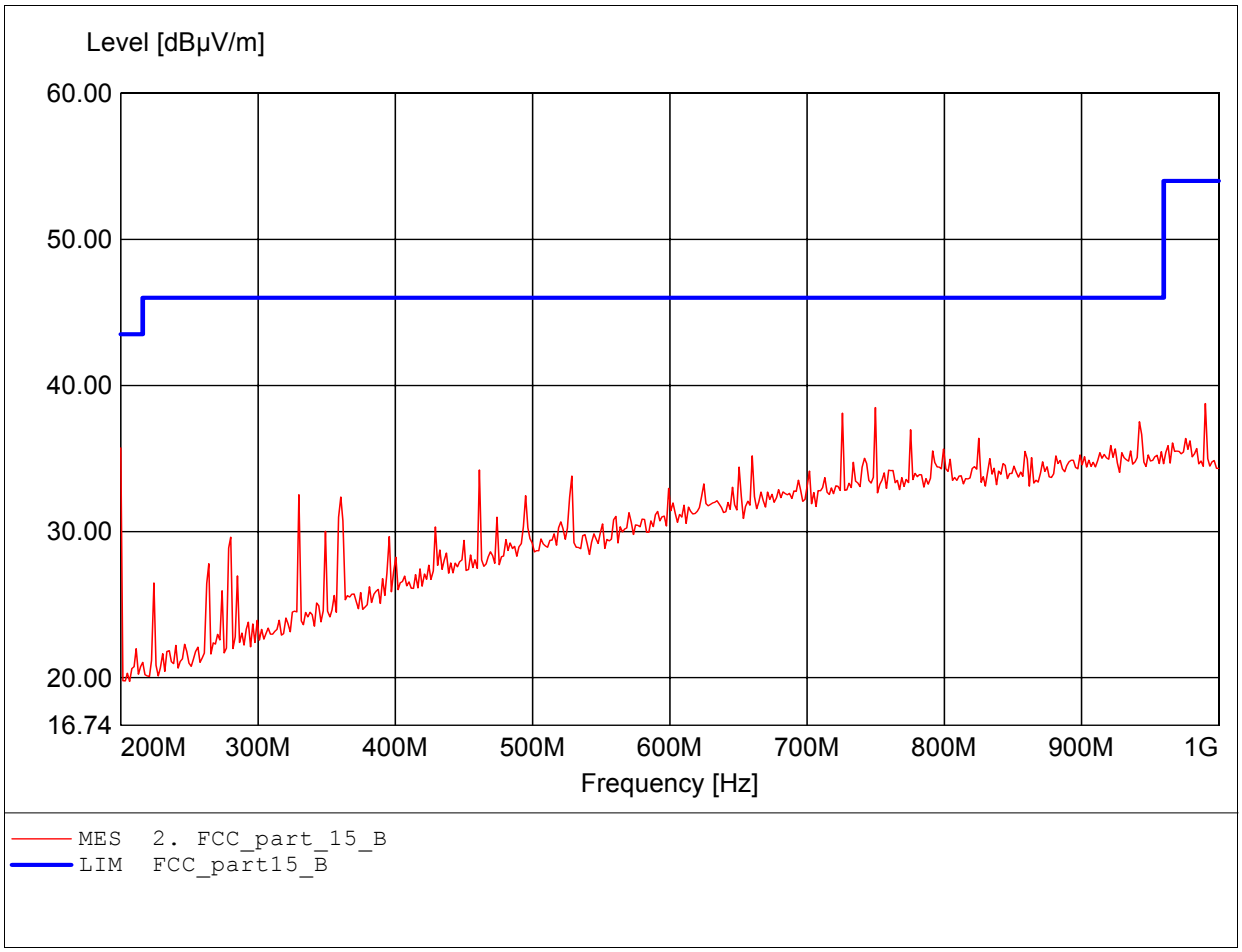

***Field Strength under normal conditions***

***FCC RULES PART 15, SUBPART B***

| | |
|---|---|
| EUT: | Wireless Multimedia System |
| MODEL NO.: | WMS 100 Receiver 802.11B CH 1 |
| Approval Holder: | YUAN High-Tech Development Co.,Ltd. |
| Test Site / Operator: | ETS / Dennis |
| Temperature/Voltage: | Temp.: 23°C/ Unom.: 120 VAC ( ac/dc adaptor ) |
| Test Specification: | according to subpart B |
| Comment 1: | Dist.: 3m, Ant.: HL 223, ampl. |
| | Freq:749.900MHz Emax:43.51dBµV/m RBW: 100 kHz |

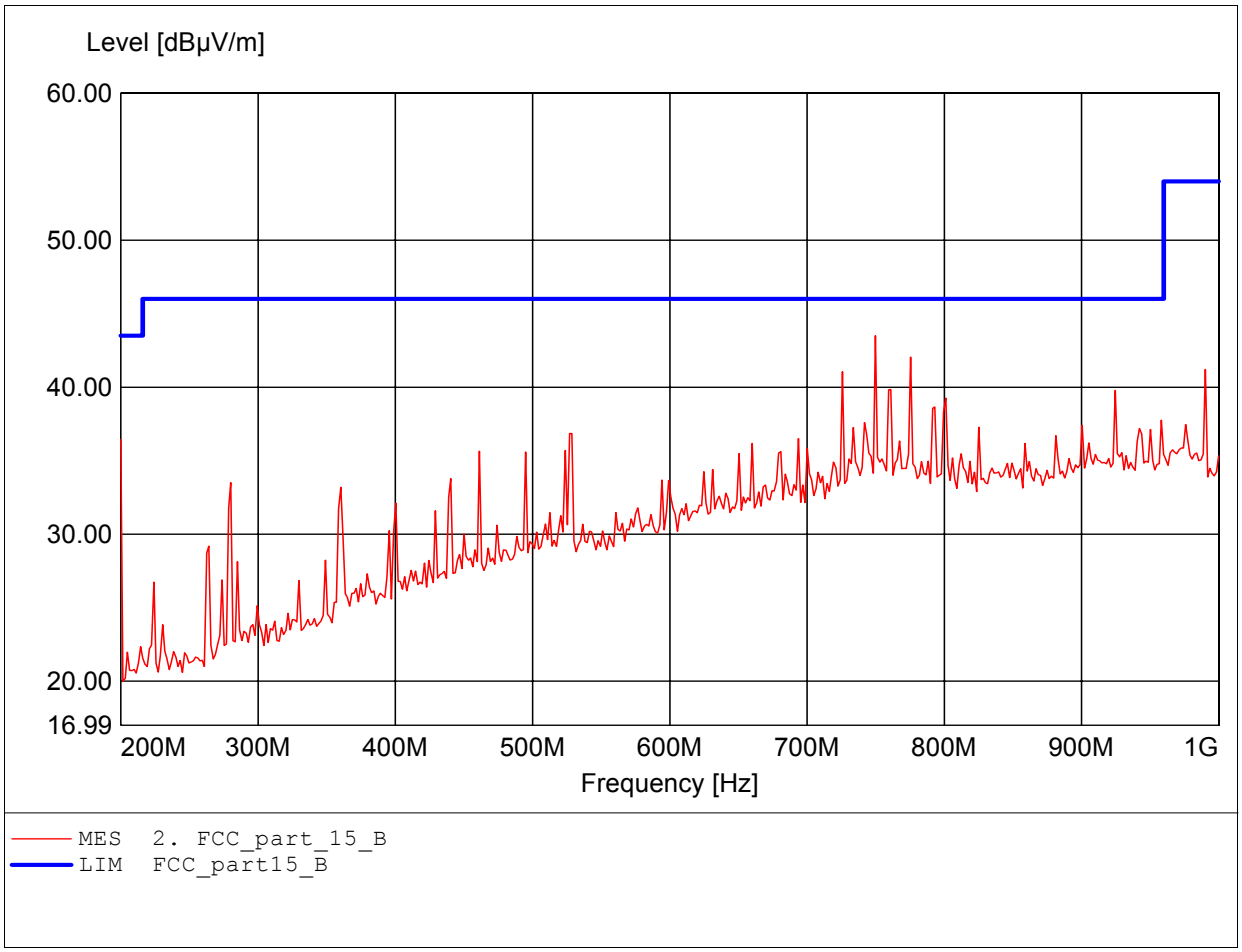

***Field Strength under normal conditions***

***FCC RULES PART 15, SUBPART B***

| | |
|---|---|
| EUT: | Wireless Multimedia System |
| MODEL NO.: | WMS 100 Receiver 802.11B CH 1 |
| Approval Holder: | YUAN High-Tech Development Co.,Ltd. |
| Test Site / Operator: | ETS / Dennis |
| Temperature/Voltage: | Temp.: 23°C/ Unom.: 120 VAC ( ac/dc adaptor ) |
| Test Specification: | according to subpart B |
| Comment 1: | Dist.: 3m, Ant.: HL25, ampl. |
| | Freq:3.988GHz Emax:41.51dBµV/m RBW: 1 MHz |

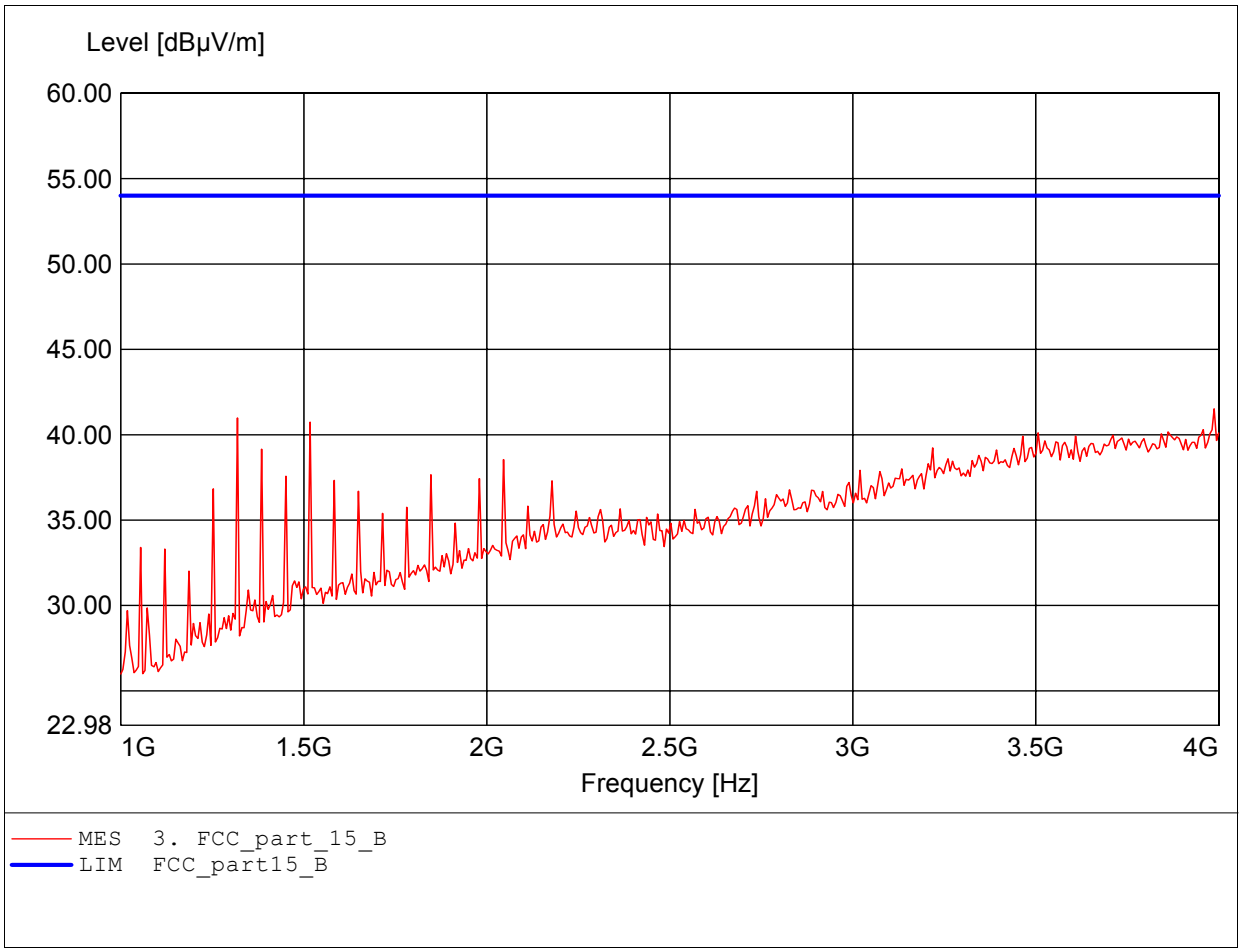

***Field Strength under normal conditions***

***FCC RULES PART 15, SUBPART B***

| | |
|---|---|
| EUT: | Wireless Multimedia System |
| MODEL NO.: | WMS 100 Receiver 802.11B CH 1 |
| Approval Holder: | YUAN High-Tech Development Co.,Ltd. |
| Test Site / Operator: | ETS / Dennis |
| Temperature/Voltage: | Temp.: 23°C/ Unom.: 120 VAC ( ac/dc adaptor ) |
| Test Specification: | according to subpart B |
| Comment 1: | Dist.: 3m, Ant.: HL25, ampl. |
| | Freq:3.218GHz Emax:40.88dBµV/m RBW: 1 MHz |

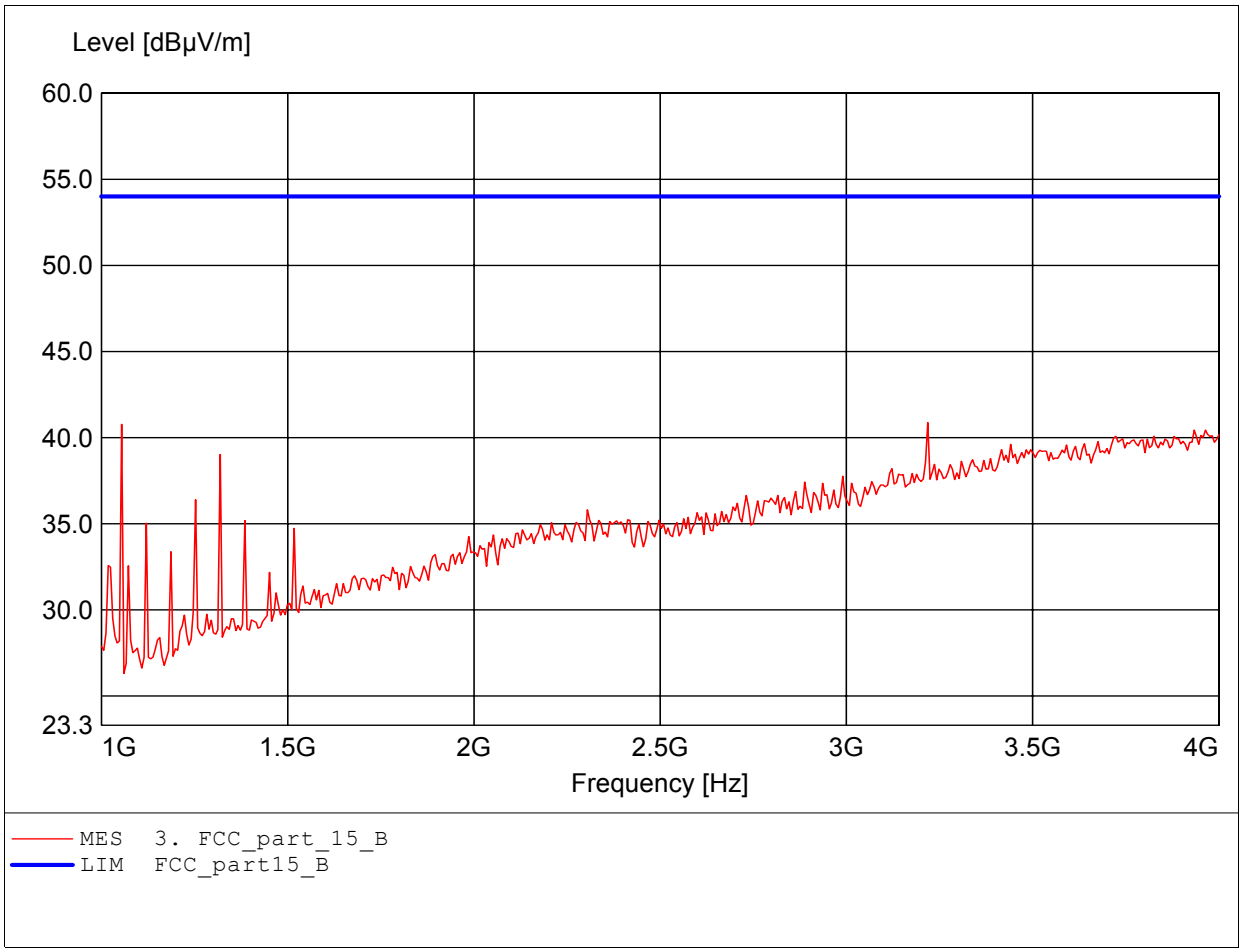

***Field Strength under normal conditions***

***FCC RULES PART 15, SUBPART B***

| | |
|---|---|
| EUT: | Wireless Multimedia System |
| MODEL NO.: | WMS 100 Receiver 802.11B CH 1 |
| Approval Holder: | YUAN High-Tech Development Co.,Ltd. |
| Test Site / Operator: | ETS / Dennis |
| Temperature/Voltage: | Temp.: 23°C/ Unom.: 120 VAC ( ac/dc adaptor ) |
| Test Specification: | according to subpart B |
| Comment 1: | Dist.: 3m, Ant.: HL25, ampl. |
| | Freq:7.832GHz Emax:46.61dBµV/m RBW: 1 MHz |

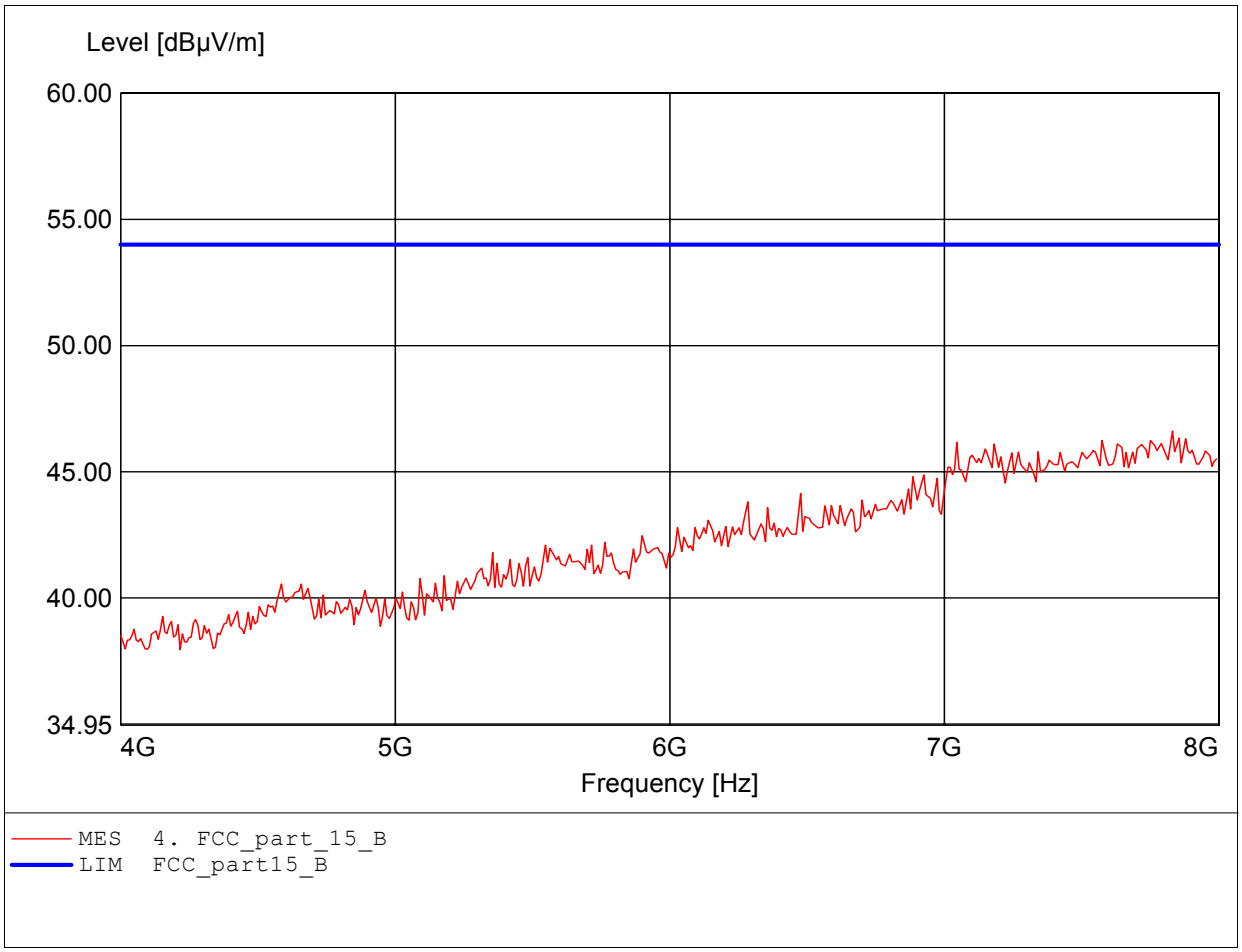

***Field Strength under normal conditions***

***FCC RULES PART 15, SUBPART B***

| | |
|---|---|
| EUT: | Wireless Multimedia System |
| MODEL NO.: | WMS 100 Receiver 802.11B CH 1 |
| Approval Holder: | YUAN High-Tech Development Co.,Ltd. |
| Test Site / Operator: | ETS / Dennis |
| Temperature/Voltage: | Temp.: 23°C/ Unom.: 120 VAC ( ac/dc adaptor ) |
| Test Specification: | according to subpart B |
| Comment 1: | Dist.: 3m, Ant.: HL25, ampl. |
| | Freq:7.752GHz Emax:46.51dBµV/m RBW: 1 MHz |

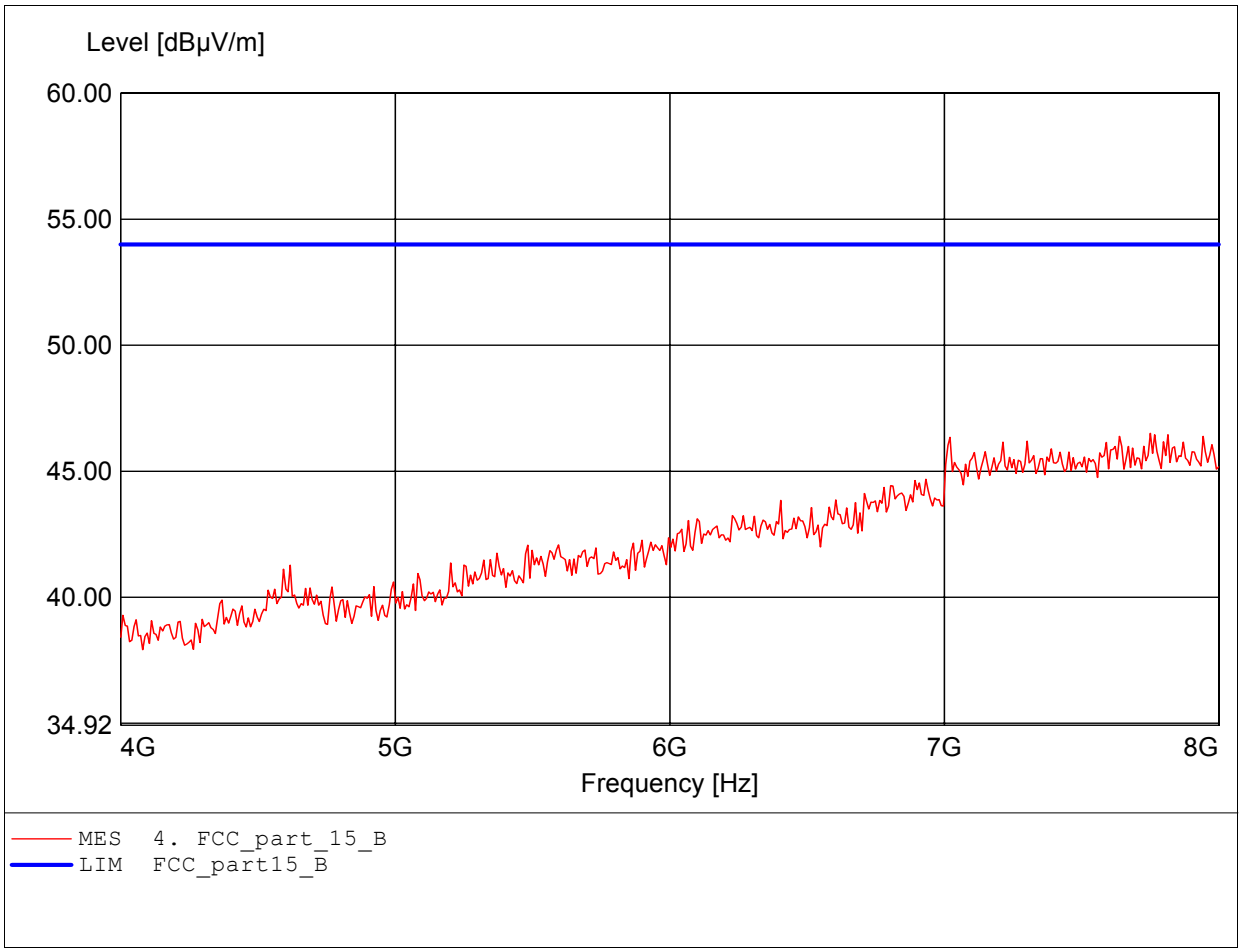

## *Field Strength under normal conditions*

## *FCC RULES PART 15, SUBPART B*

| | |
|---|---|
| EUT: | Wireless Multimedia System |
| MODEL NO.: | WMS 100 Receiver 802.11B CH 1 |
| Approval Holder: | YUAN High-Tech Development Co.,Ltd. |
| Test Site / Operator: | ETS / Dennis |
| Temperature/Voltage: | Temp.: 23°C/ Unom.: 120 VAC ( ac/dc adaptor ) |
| Test Specification: | according to subpart B |
| Comment 1: | Dist.: 3m, Ant.: HL25, ampl. |
| | Freq:11.960GHz Emax:53.14dBµV/m RBW: 1 MHz |

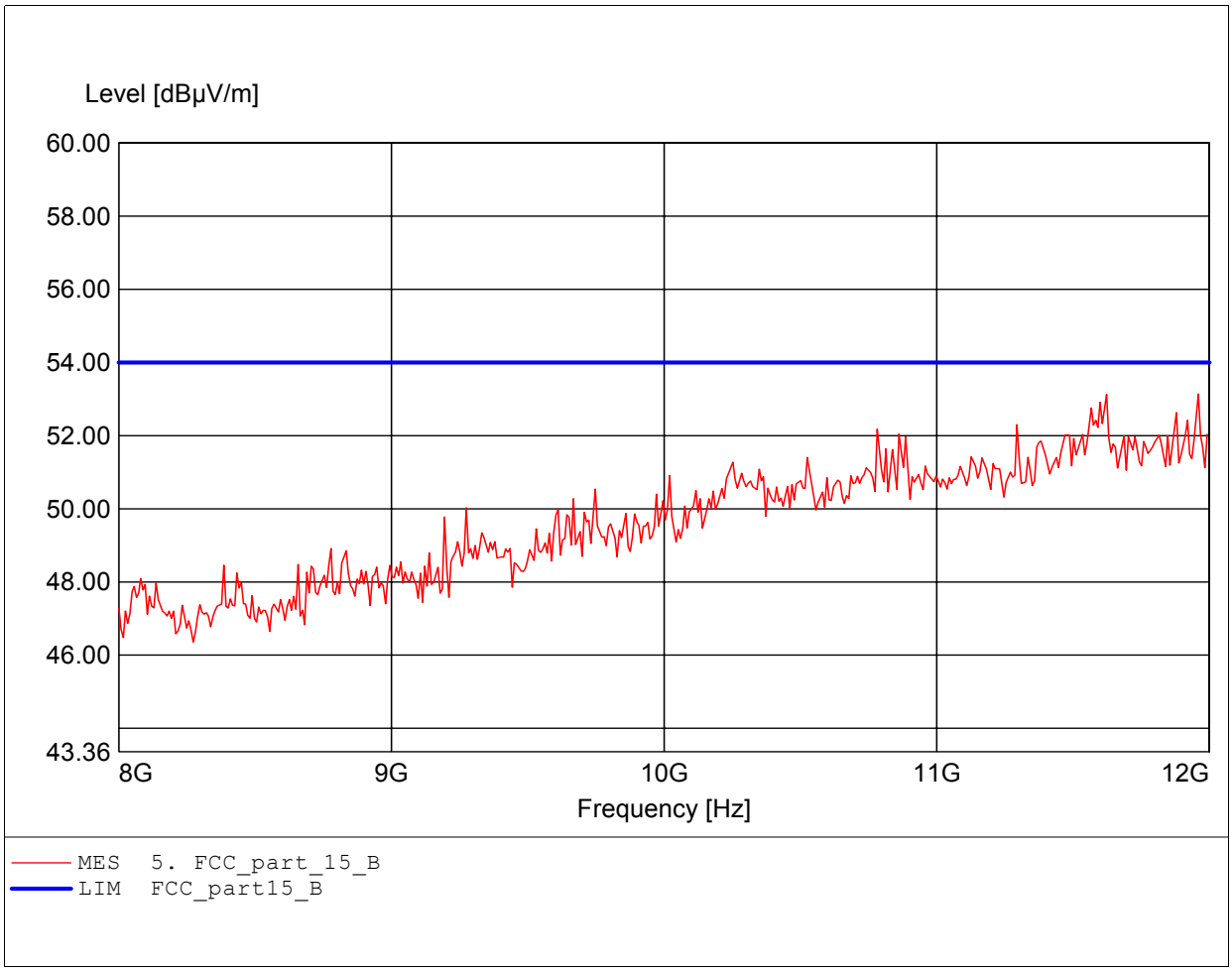

***Field Strength under normal conditions***

***FCC RULES PART 15, SUBPART B***

| | |
|---|---|
| EUT: | Wireless Multimedia System |
| MODEL NO.: | WMS 100 Receiver 802.11B CH 1 |
| Approval Holder: | YUAN High-Tech Development Co.,Ltd. |
| Test Site / Operator: | ETS / Dennis |
| Temperature/Voltage: | Temp.: 23°C/ Unom.: 120 VAC ( ac/dc adaptor ) |
| Test Specification: | according to subpart B |
| Comment 1: | Dist.: 3m, Ant.: HL25, ampl. |
| | Freq:11.519GHz Emax:52.51dBµV/m RBW: 1 MHz |

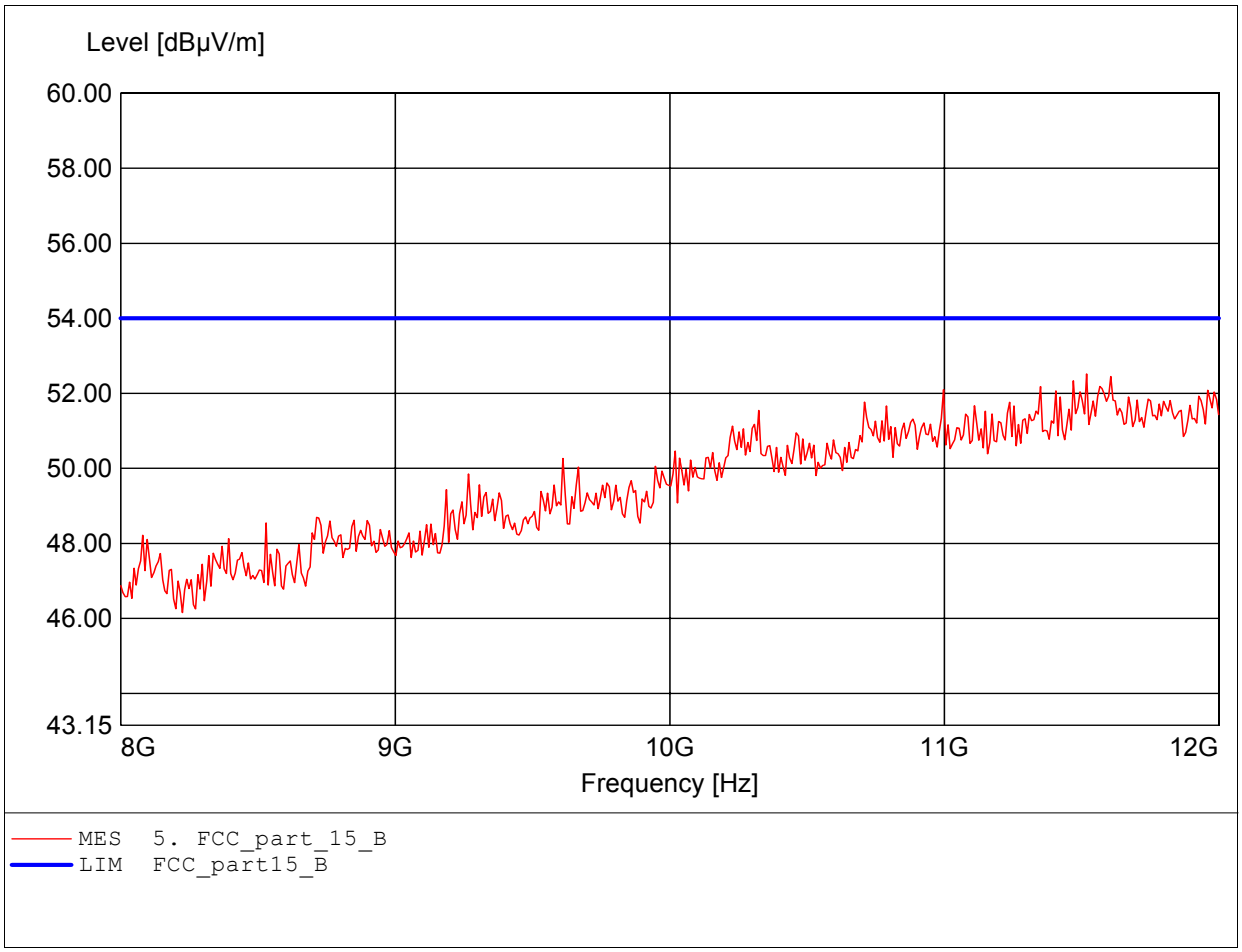

***Field Strength under normal conditions***

***FCC RULES PART 15, SUBPART B***

| | |
|---|---|
| EUT: | Wireless Multimedia System |
| MODEL NO.: | WMS 100 Receiver 802.11B CH 1 |
| Approval Holder: | YUAN High-Tech Development Co.,Ltd. |
| Test Site / Operator: | ETS / Dennis |
| Temperature/Voltage: | Temp.: 23°C/ Unom.: 120 VAC ( ac/dc adaptor ) |
| Test Specification: | according to subpart B |
| Comment 1: | Dist.: 3m, Ant.: HL25, ampl. |
| | Freq:17.964GHz Emax:52.80dBµV/m RBW: 1 MHz |

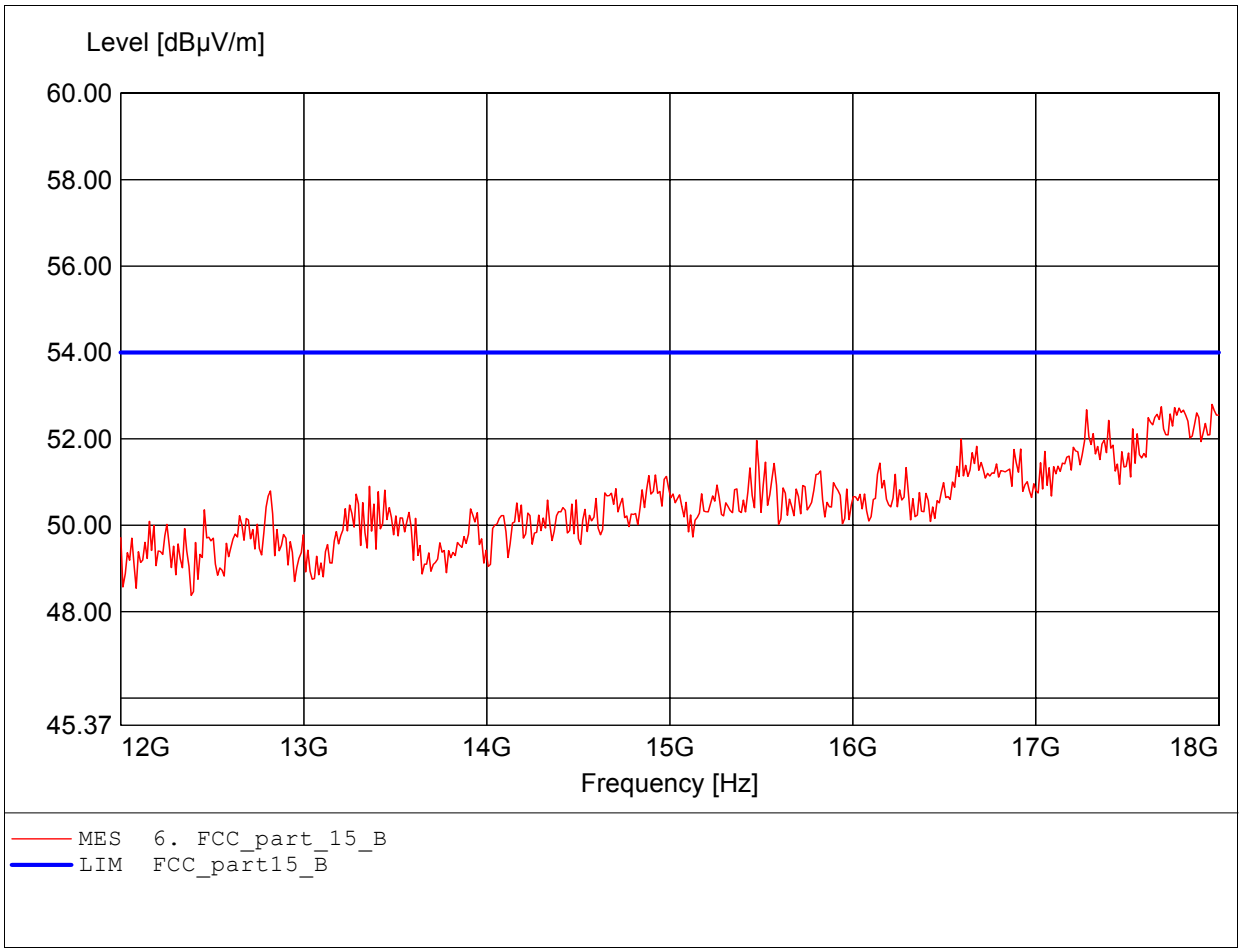

***Field Strength under normal conditions***

***FCC RULES PART 15, SUBPART B***

| | |
|---|---|
| EUT: | Wireless Multimedia System |
| MODEL NO.: | WMS 100 Receiver 802.11B CH 1 |
| Approval Holder: | YUAN High-Tech Development Co.,Ltd. |
| Test Site / Operator: | ETS / Dennis |
| Temperature/Voltage: | Temp.: 23°C/ Unom.: 120 VAC ( ac/dc adaptor ) |
| Test Specification: | according to subpart B |
| Comment 1: | Dist.: 3m, Ant.: HL25, ampl. |
| | Freq:17.760GHz Emax:53.51dBµV/m RBW: 1 MHz |

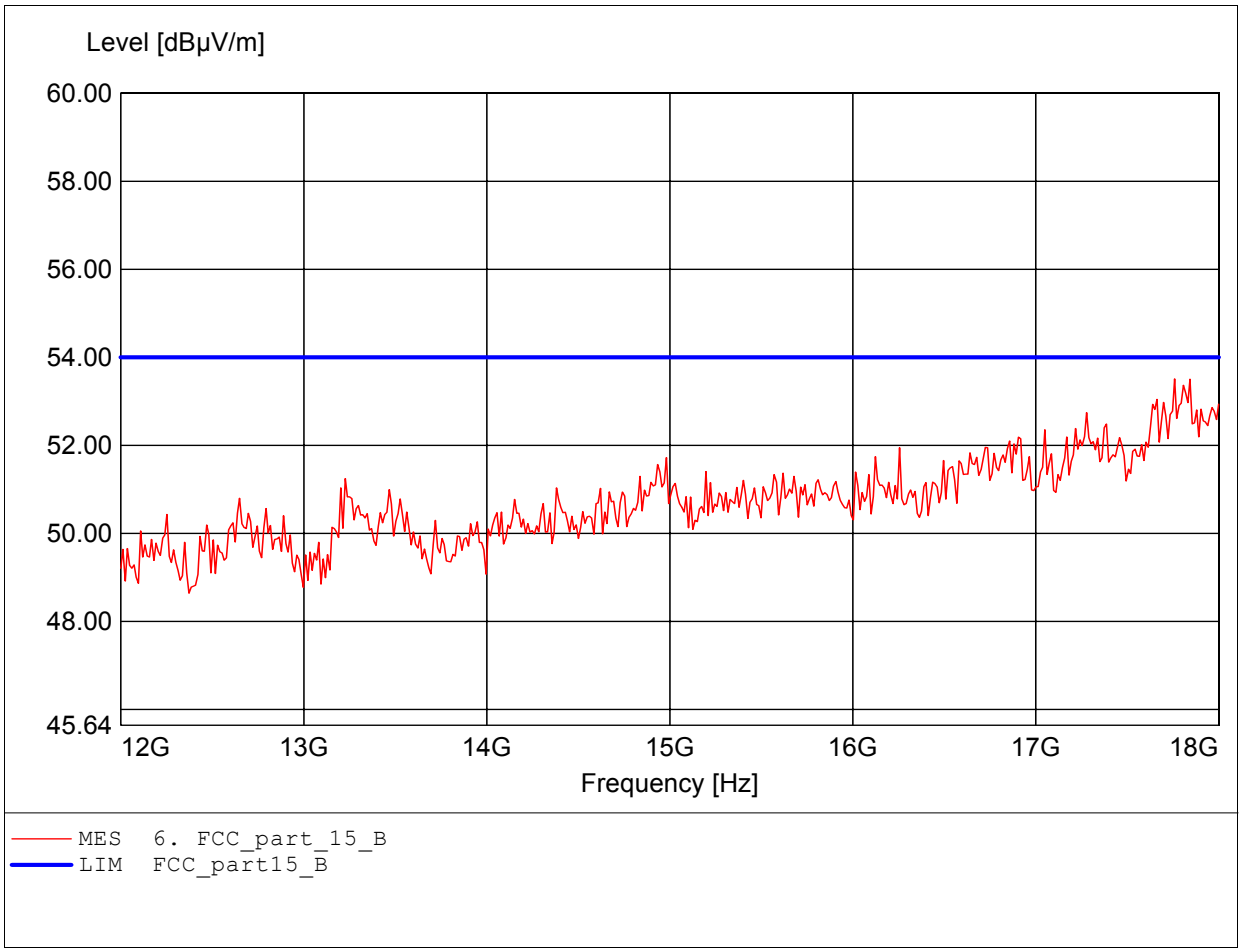

***Field Strength under normal conditions***

***FCC RULES PART 15, SUBPART B***

| | |
|---|---|
| EUT: | Wireless Multimedia System |
| MODEL NO.: | WMS 100 Receiver 802.11B CH 6 |
| Approval Holder: | YUAN High-Tech Development Co.,Ltd. |
| Test Site / Operator: | ETS / Dennis |
| Temperature/Voltage: | Temp.: 23°C/ Unom.: 120 VAC ( ac/dc adaptor ) |
| Test Specification: | according to subpart B |
| Comment 1: | Dist.: 3m, Ant.: HK 116 |
| | Freq:200.000MHz Emax:35.19dBµV/m RBW: 100 kHz |

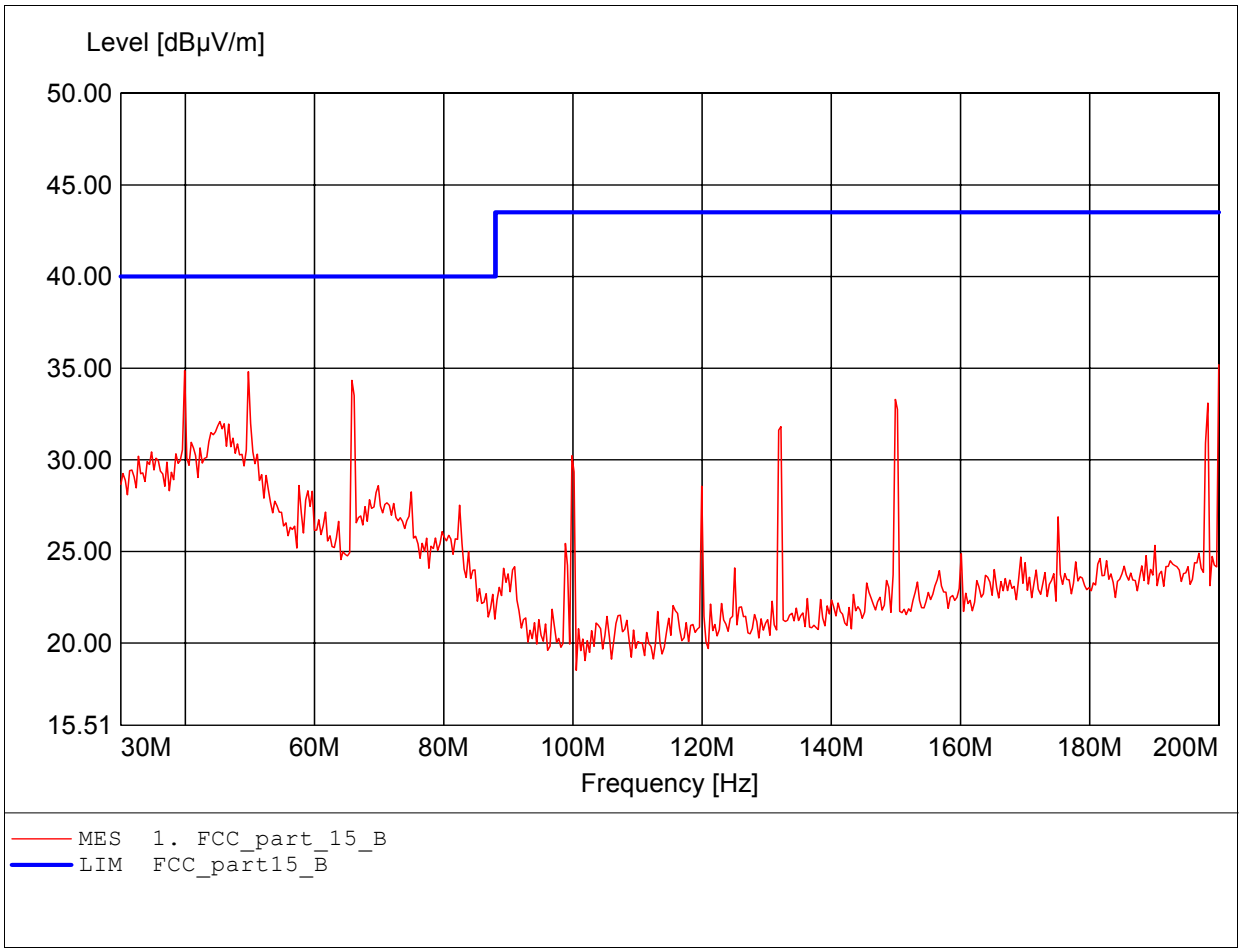

***Field Strength under normal conditions***

***FCC RULES PART 15, SUBPART B***

| | |
|---|---|
| EUT: | Wireless Multimedia System |
| MODEL NO.: | WMS 100 Receiver 802.11B CH 6 |
| Approval Holder: | YUAN High-Tech Development Co.,Ltd. |
| Test Site / Operator: | ETS / Dennis |
| Temperature/Voltage: | Temp.: 23°C/ Unom.: 120 VAC ( ac/dc adaptor ) |
| Test Specification: | according to subpart B |
| Comment 1: | Dist.: 3m, Ant.: HK 116 |
| | Freq:200.000MHz Emax:35.48dBµV/m RBW: 100 kHz |

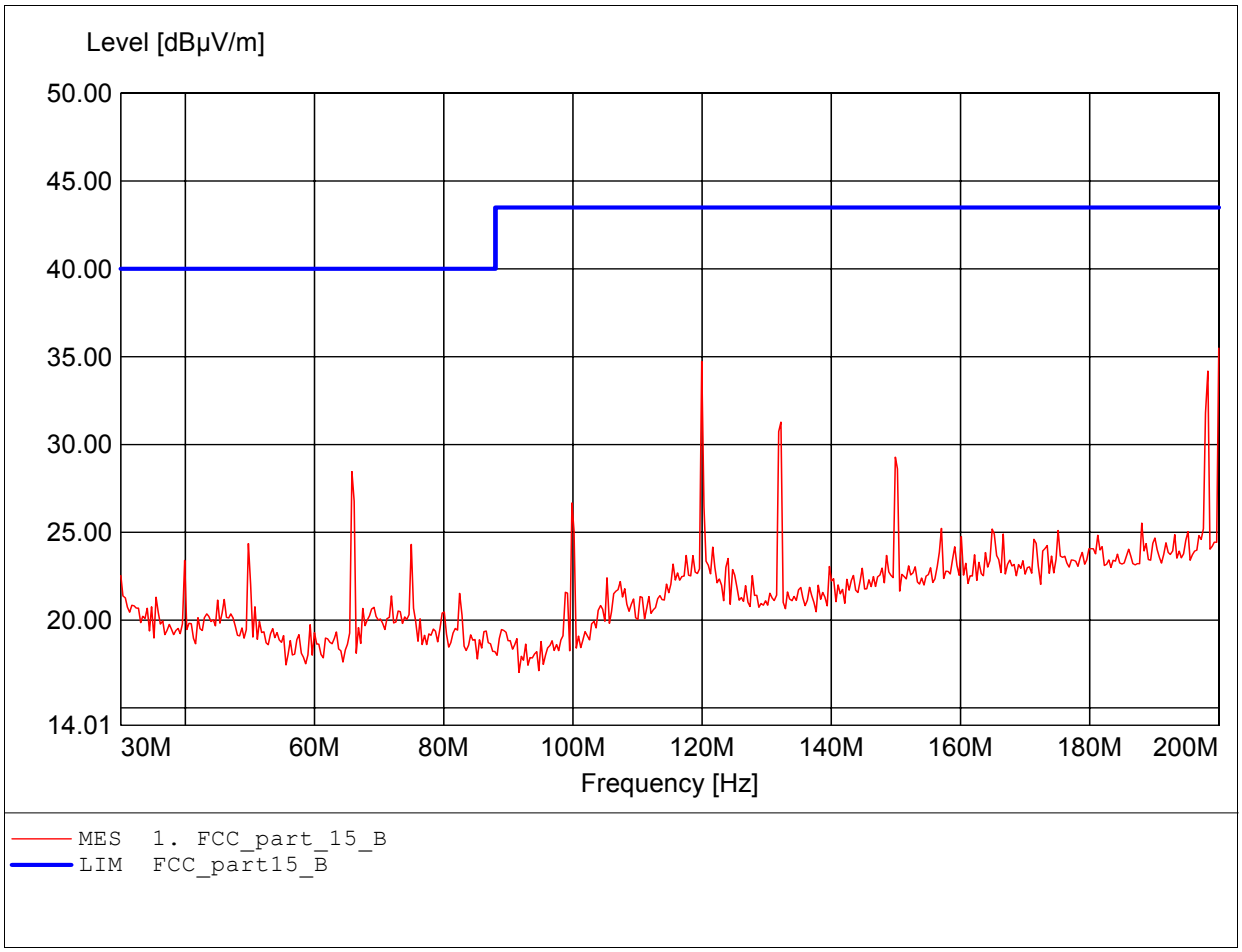

***Field Strength under normal conditions***

***FCC RULES PART 15, SUBPART B***

| | |
|---|---|
| EUT: | Wireless Multimedia System |
| MODEL NO.: | WMS 100 Receiver 802.11B CH 6 |
| Approval Holder: | YUAN High-Tech Development Co.,Ltd. |
| Test Site / Operator: | ETS / Dennis |
| Temperature/Voltage: | Temp.: 23°C/ Unom.: 120 VAC ( ac/dc adaptor ) |
| Test Specification: | according to subpart B |
| Comment 1: | Dist.: 3m, Ant.: HL 223, ampl. |
| | Freq:990.381MHz Emax:39.08dBµV/m RBW: 100 kHz |

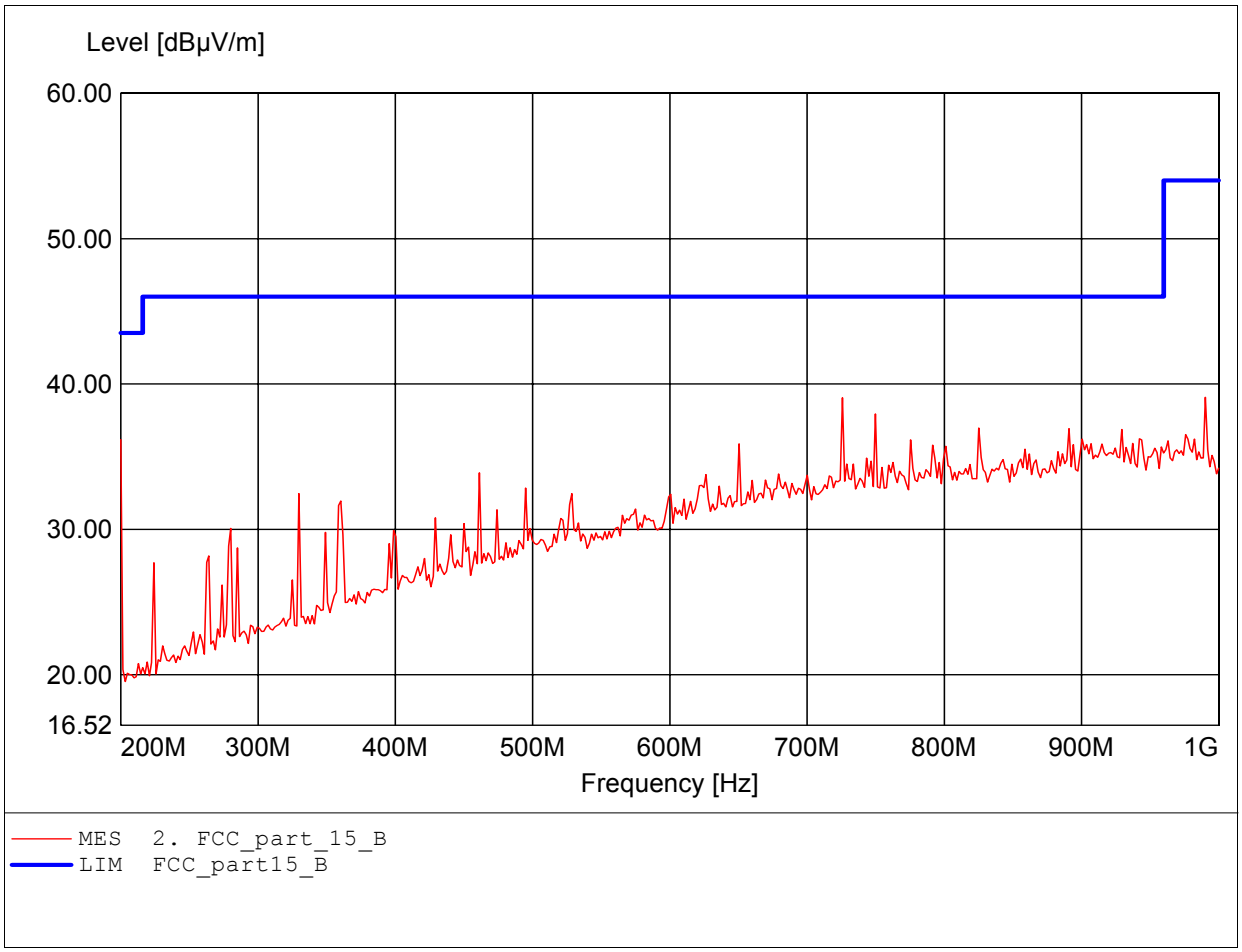

## *Field Strength under normal conditions*

## *FCC RULES PART 15, SUBPART B*

| | |
|---|---|
| EUT: | Wireless Multimedia System |
| MODEL NO.: | WMS 100 Receiver 802.11B CH 6 |
| Approval Holder: | YUAN High-Tech Development Co.,Ltd. |
| Test Site / Operator: | ETS / Dennis |
| Temperature/Voltage: | Temp.: 23°C/ Unom.: 120 VAC ( ac/dc adaptor ) |
| Test Specification: | according to subpart B |
| Comment 1: | Dist.: 3m, Ant.: HL 223, ampl. |
| | Freq:749.900MHz Emax:44.17dBµV/m RBW: 100 kHz |

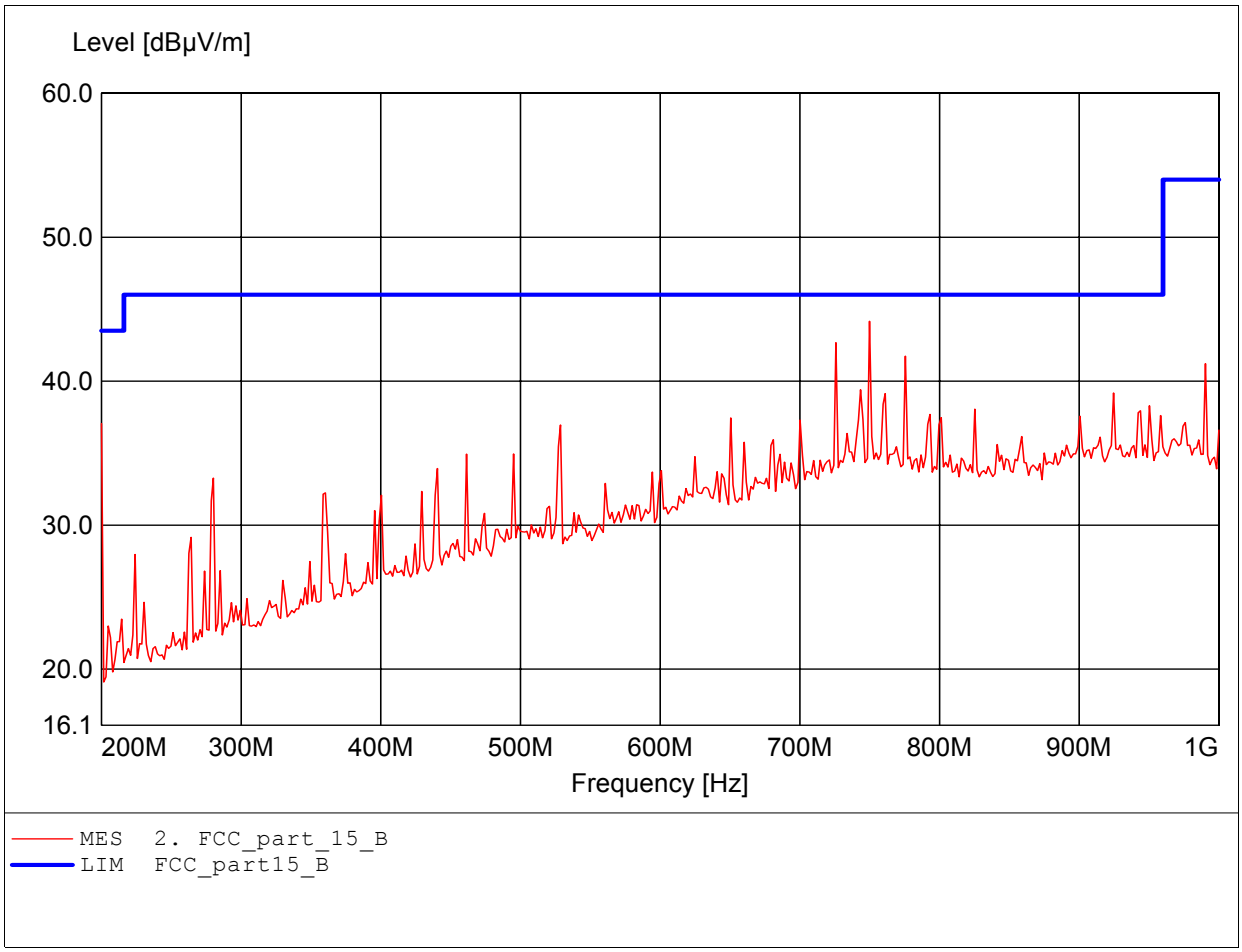

***Field Strength under normal conditions***

***FCC RULES PART 15, SUBPART B***

| | |
|---|---|
| EUT: | Wireless Multimedia System |
| MODEL NO.: | WMS 100 Receiver 802.11B CH 6 |
| Approval Holder: | YUAN High-Tech Development Co.,Ltd. |
| Test Site / Operator: | ETS / Dennis |
| Temperature/Voltage: | Temp.: 23°C/ Unom.: 120 VAC ( ac/dc adaptor ) |
| Test Specification: | according to subpart B |
| Comment 1: | Dist.: 3m, Ant.: HL25, ampl. |
| | Freq:1.319GHz Emax:41.34dBµV/m RBW: 1 MHz |

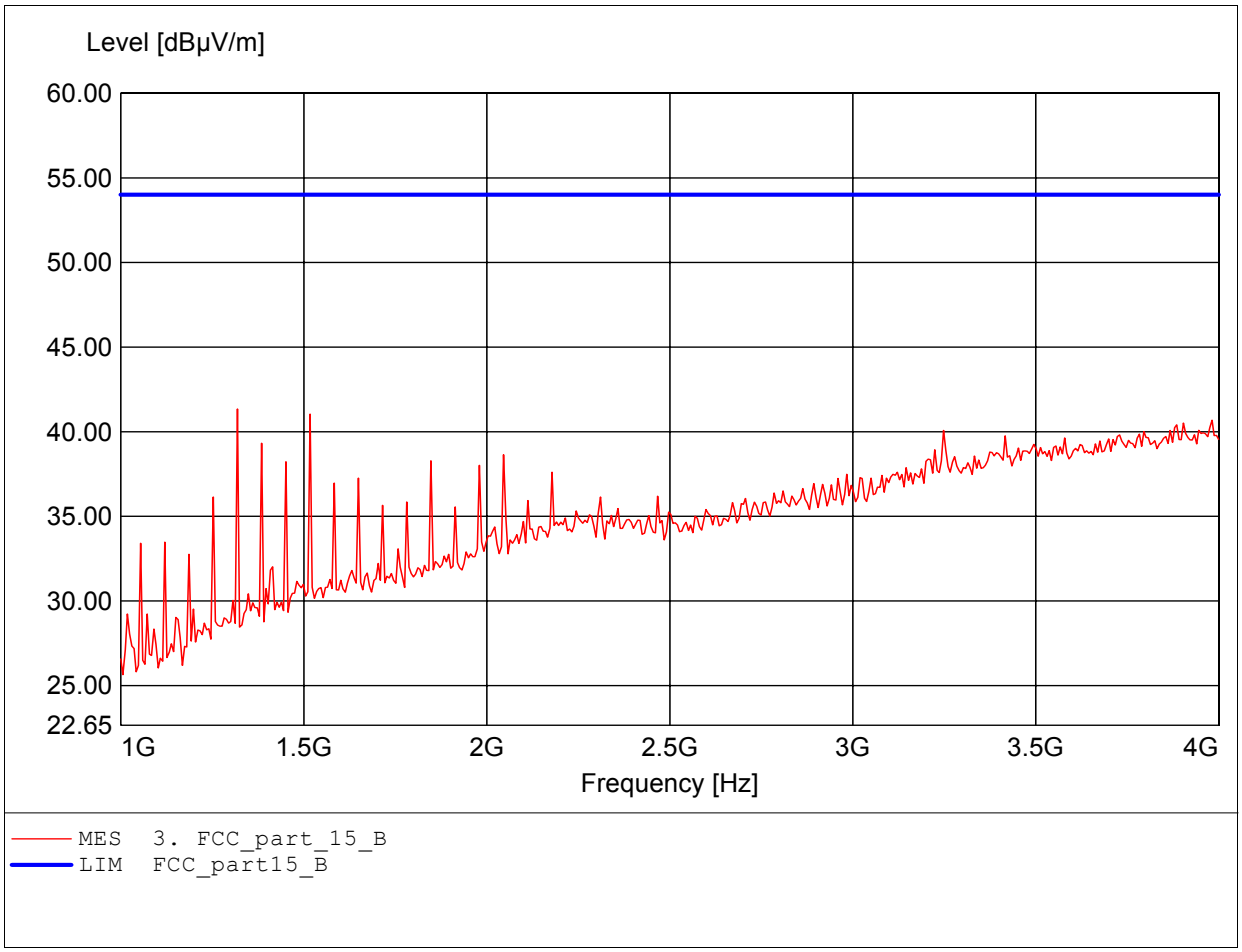

***Field Strength under normal conditions***

***FCC RULES PART 15, SUBPART B***

| | |
|---|---|
| EUT: | Wireless Multimedia System |
| MODEL NO.: | WMS 100 Receiver 802.11B CH 6 |
| Approval Holder: | YUAN High-Tech Development Co.,Ltd. |
| Test Site / Operator: | ETS / Dennis |
| Temperature/Voltage: | Temp.: 23°C/ Unom.: 120 VAC ( ac/dc adaptor ) |
| Test Specification: | according to subpart B |
| Comment 1: | Dist.: 3m, Ant.: HL25, ampl. |
| | Freq:1.054GHz Emax:40.53dBµV/m RBW: 1 MHz |

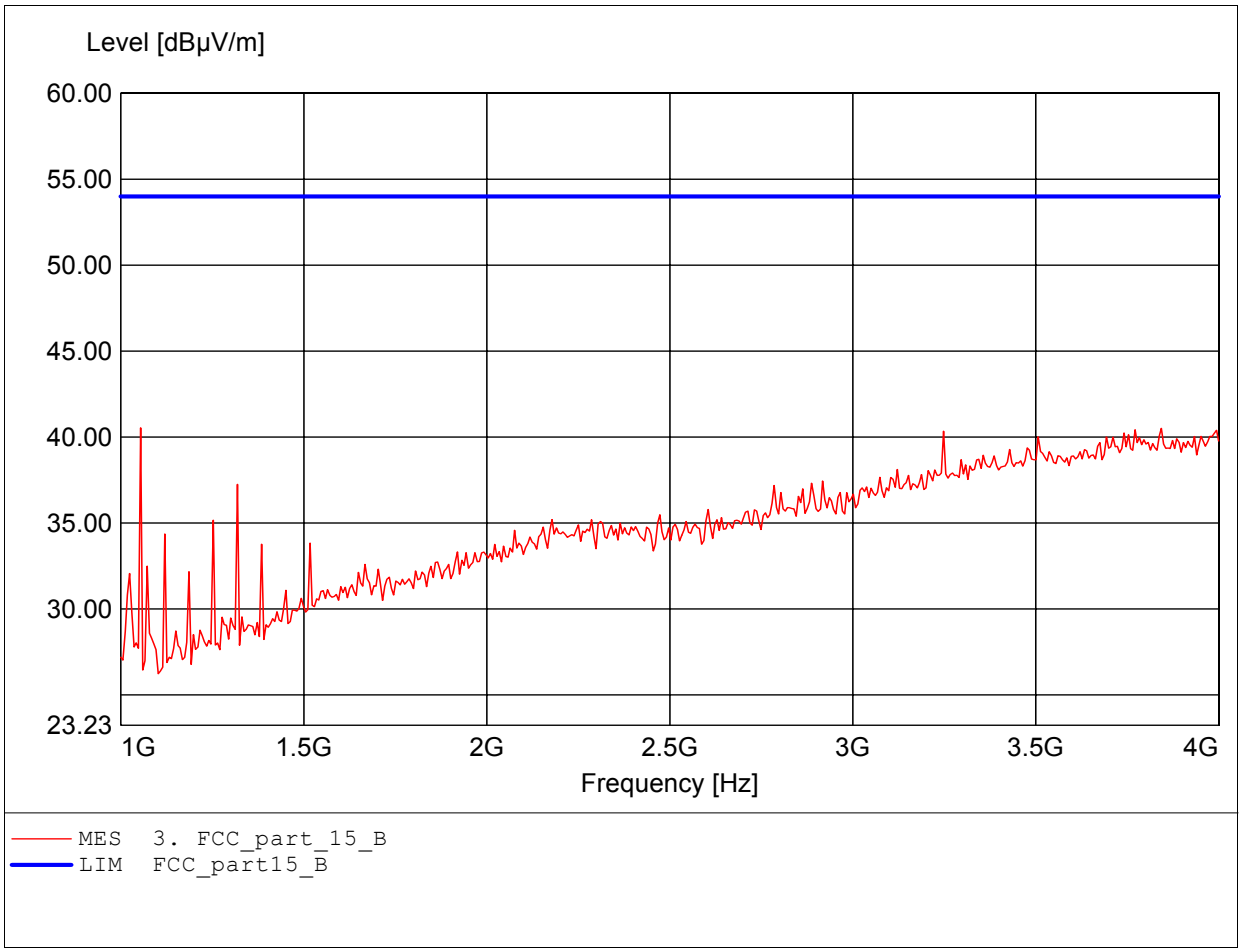

***Field Strength under normal conditions***

***FCC RULES PART 15, SUBPART B***

| | |
|---|---|
| EUT: | Wireless Multimedia System |
| MODEL NO.: | WMS 100 Receiver 802.11B CH 6 |
| Approval Holder: | YUAN High-Tech Development Co.,Ltd. |
| Test Site / Operator: | ETS / Dennis |
| Temperature/Voltage: | Temp.: 23°C/ Unom.: 120 VAC ( ac/dc adaptor ) |
| Test Specification: | according to subpart B |
| Comment 1: | Dist.: 3m, Ant.: HL25, ampl. |
| | Freq:7.102GHz Emax:46.58dBµV/m RBW: 1 MHz |

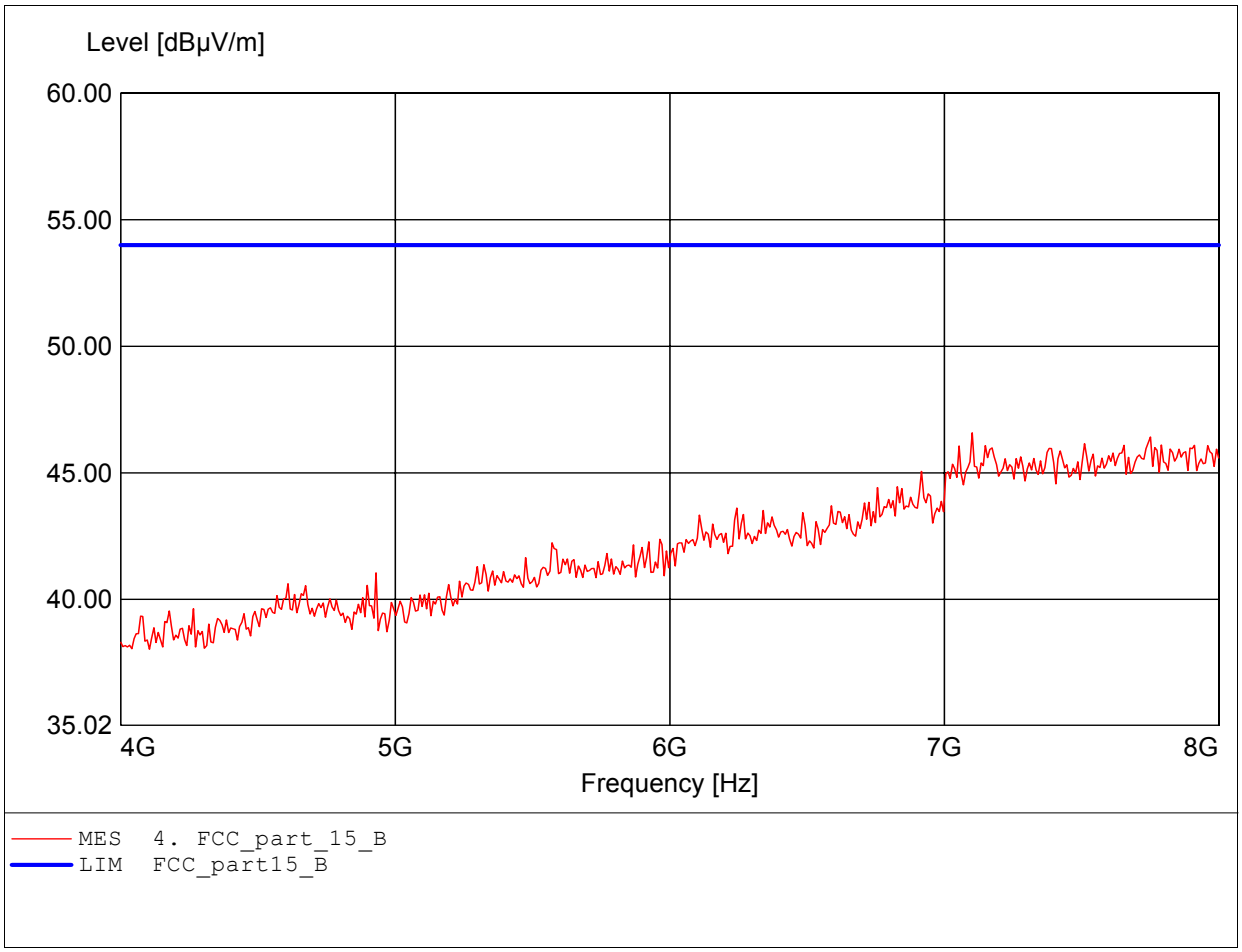

***Field Strength under normal conditions***

***FCC RULES PART 15, SUBPART B***

| | |
|---|---|
| EUT: | Wireless Multimedia System |
| MODEL NO.: | WMS 100 Receiver 802.11B CH 6 |
| Approval Holder: | YUAN High-Tech Development Co.,Ltd. |
| Test Site / Operator: | ETS / Dennis |
| Temperature/Voltage: | Temp.: 23°C/ Unom.: 120 VAC ( ac/dc adaptor ) |
| Test Specification: | according to subpart B |
| Comment 1: | Dist.: 3m, Ant.: HL25, ampl. |
| | Freq:7.631GHz Emax:46.41dBµV/m RBW: 1 MHz |

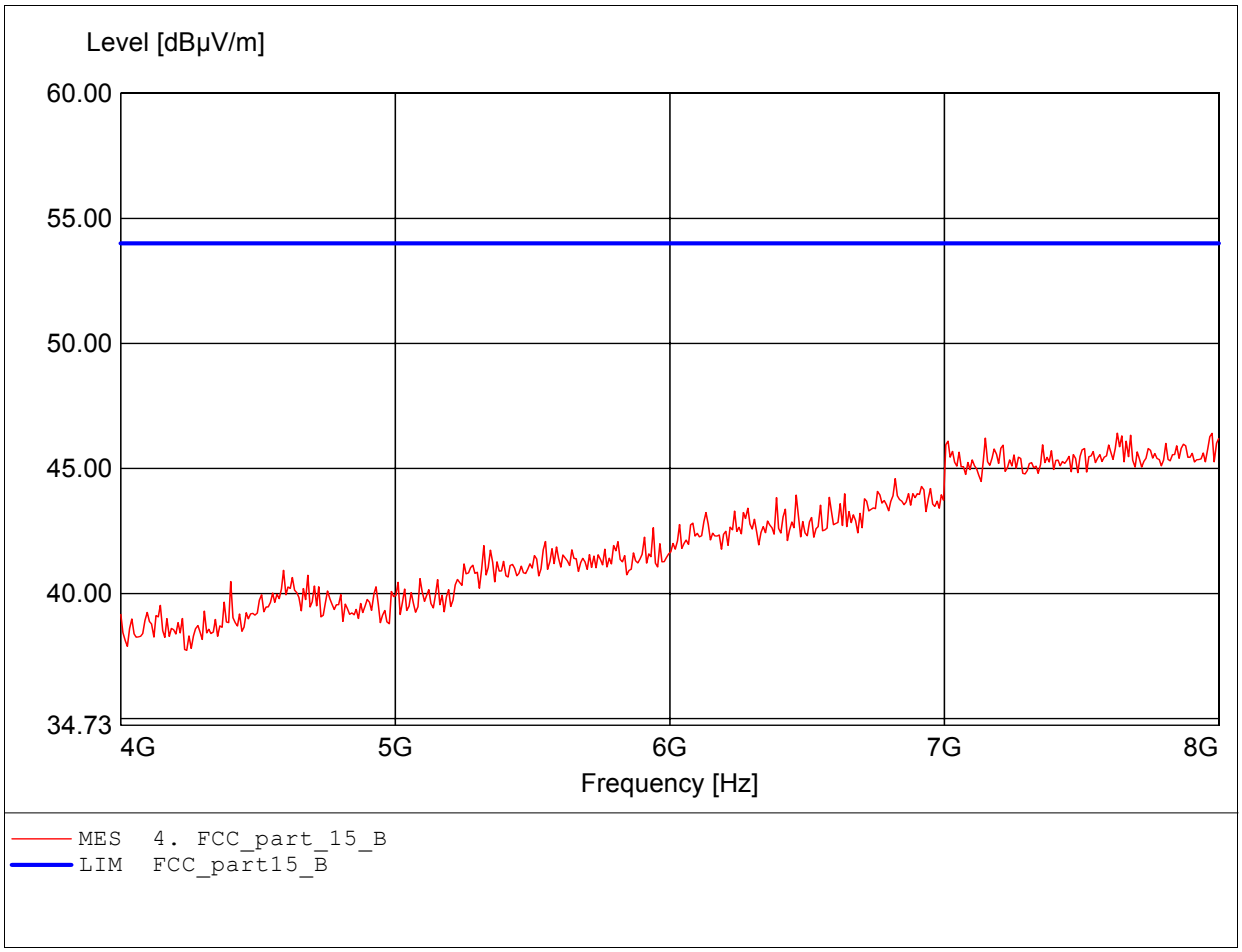

***Field Strength under normal conditions***

***FCC RULES PART 15, SUBPART B***

| | |
|---|---|
| EUT: | Wireless Multimedia System |
| MODEL NO.: | WMS 100 Receiver 802.11B CH 6 |
| Approval Holder: | YUAN High-Tech Development Co.,Ltd. |
| Test Site / Operator: | ETS / Dennis |
| Temperature/Voltage: | Temp.: 23°C/ Unom.: 120 VAC ( ac/dc adaptor ) |
| Test Specification: | according to subpart B |
| Comment 1: | Dist.: 3m, Ant.: HL25, ampl. |
| | Freq:11.880GHz Emax:52.82dBµV/m RBW: 1 MHz |

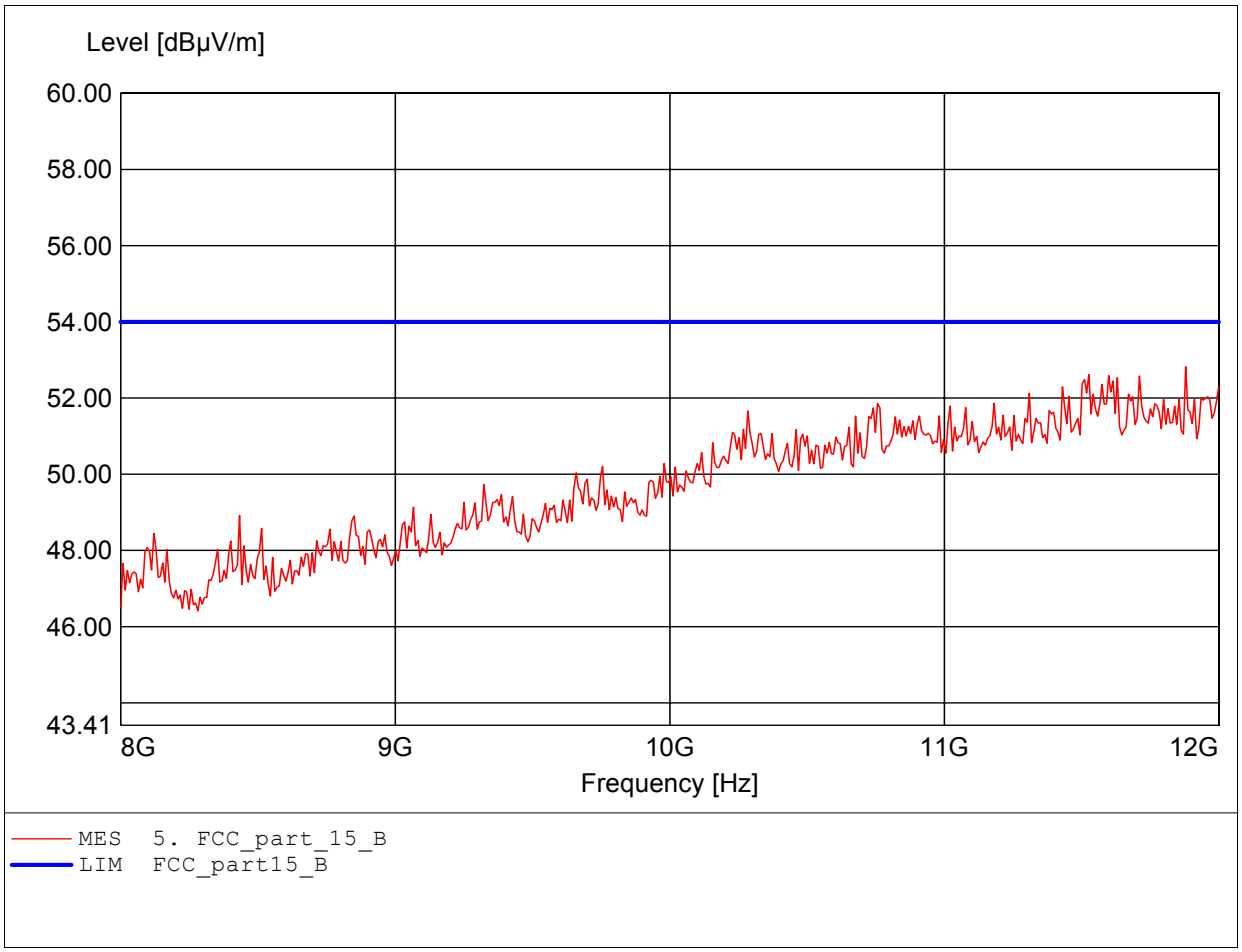

***Field Strength under normal conditions***

***FCC RULES PART 15, SUBPART B***

| | |
|---|---|
| EUT: | Wireless Multimedia System |
| MODEL NO.: | WMS 100 Receiver 802.11B CH 6 |
| Approval Holder: | YUAN High-Tech Development Co.,Ltd. |
| Test Site / Operator: | ETS / Dennis |
| Temperature/Voltage: | Temp.: 23°C/ Unom.: 120 VAC ( ac/dc adaptor ) |
| Test Specification: | according to subpart B |
| Comment 1: | Dist.: 3m, Ant.: HL25, ampl. |
| | Freq:11.671GHz Emax:52.78dBµV/m RBW: 1 MHz |

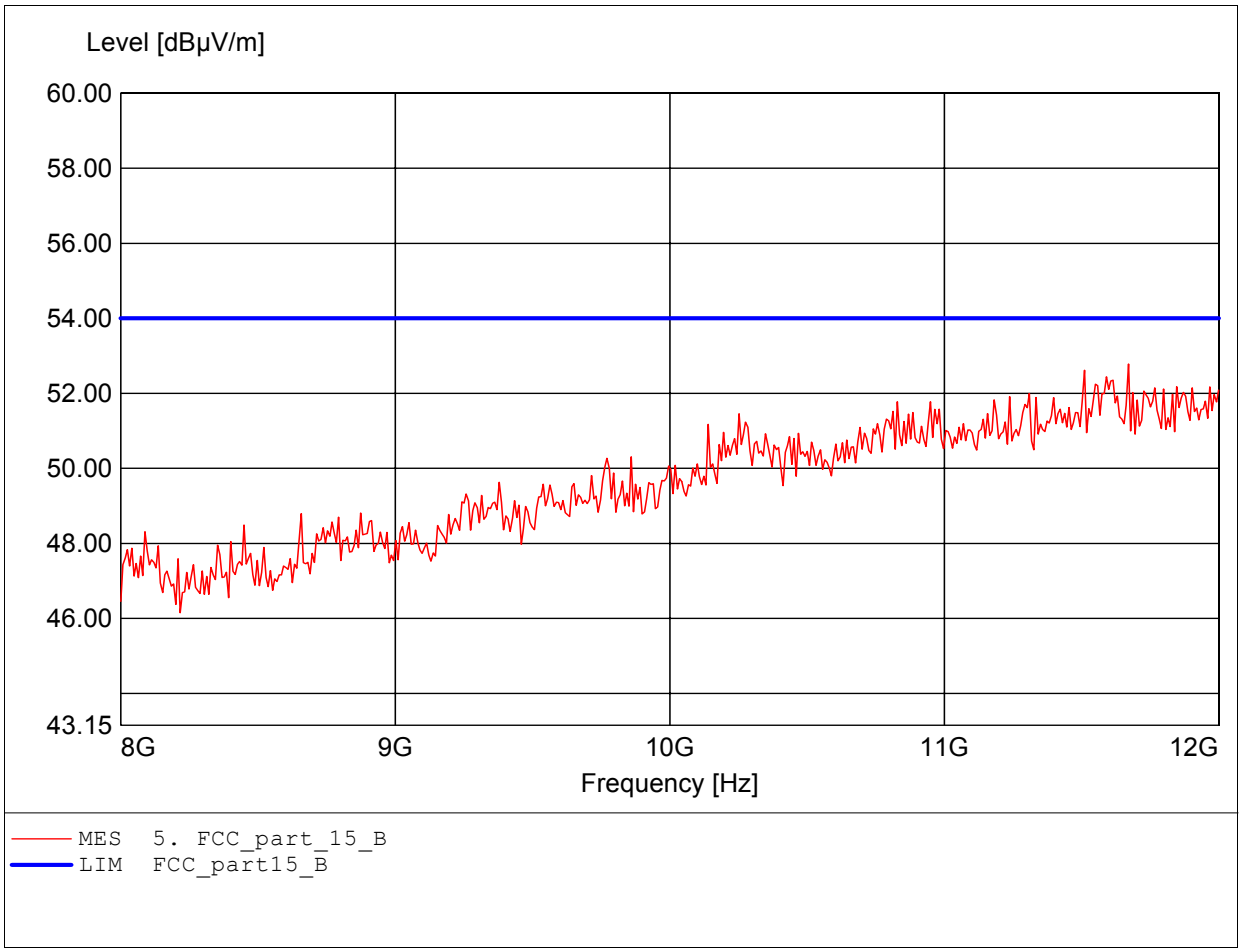

***Field Strength under normal conditions***

***FCC RULES PART 15, SUBPART B***

| | |
|---|---|
| EUT: | Wireless Multimedia System |
| MODEL NO.: | WMS 100 Receiver 802.11B CH 6 |
| Approval Holder: | YUAN High-Tech Development Co.,Ltd. |
| Test Site / Operator: | ETS / Dennis |
| Temperature/Voltage: | Temp.: 23°C/ Unom.: 120 VAC ( ac/dc adaptor ) |
| Test Specification: | according to subpart B |
| Comment 1: | Dist.: 3m, Ant.: HL25, ampl. |
| | Freq:17.784GHz Emax:53.46dBµV/m RBW: 1 MHz |

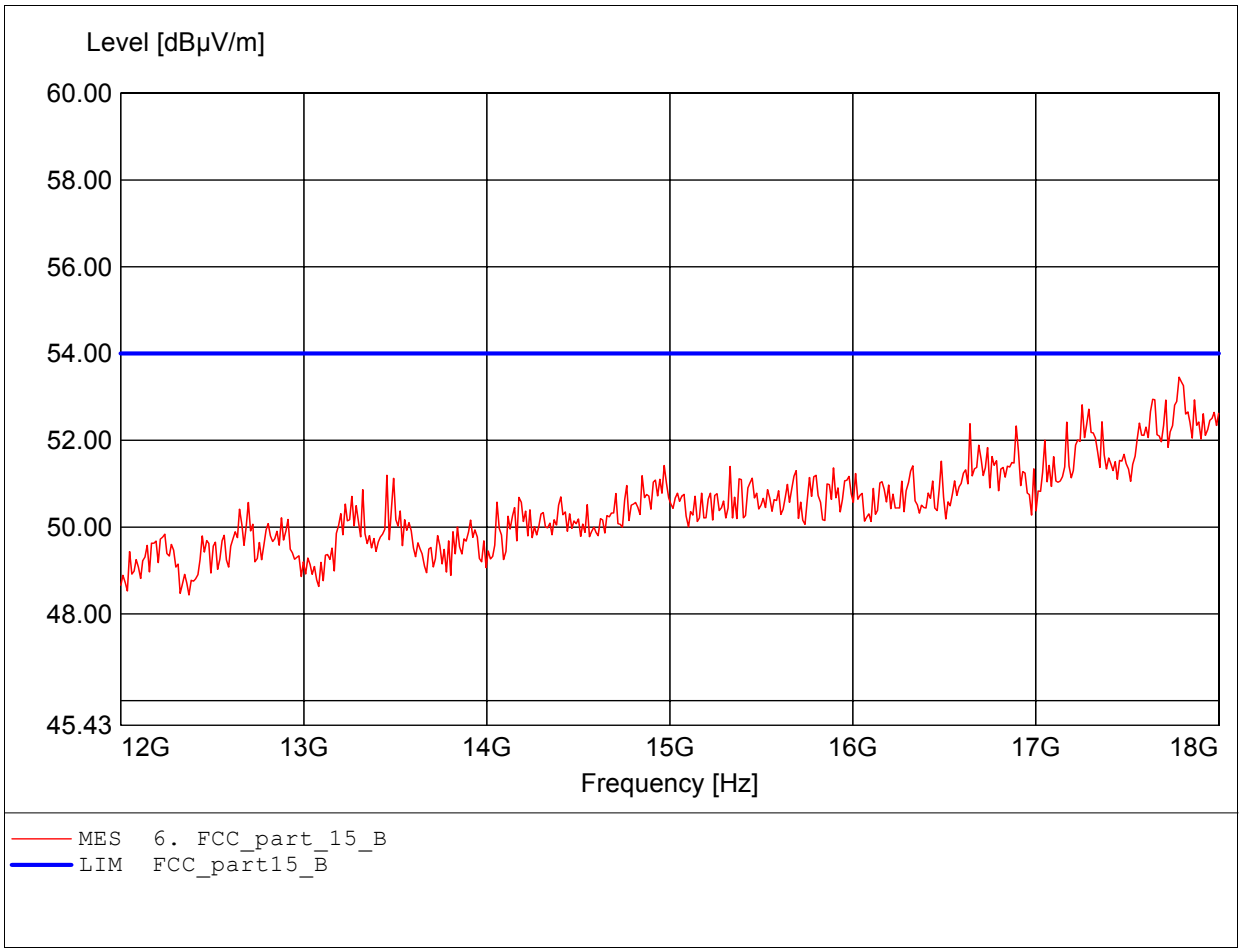

***Field Strength under normal conditions***

***FCC RULES PART 15, SUBPART B***

| | |
|---|---|
| EUT: | Wireless Multimedia System |
| MODEL NO.: | WMS 100 Receiver 802.11B CH 6 |
| Approval Holder: | YUAN High-Tech Development Co.,Ltd. |
| Test Site / Operator: | ETS / Dennis |
| Temperature/Voltage: | Temp.: 23°C/ Unom.: 120 VAC ( ac/dc adaptor ) |
| Test Specification: | according to subpart B |
| Comment 1: | Dist.: 3m, Ant.: HL25, ampl. |
| | Freq:17.820GHz Emax:53.04dBµV/m RBW: 1 MHz |

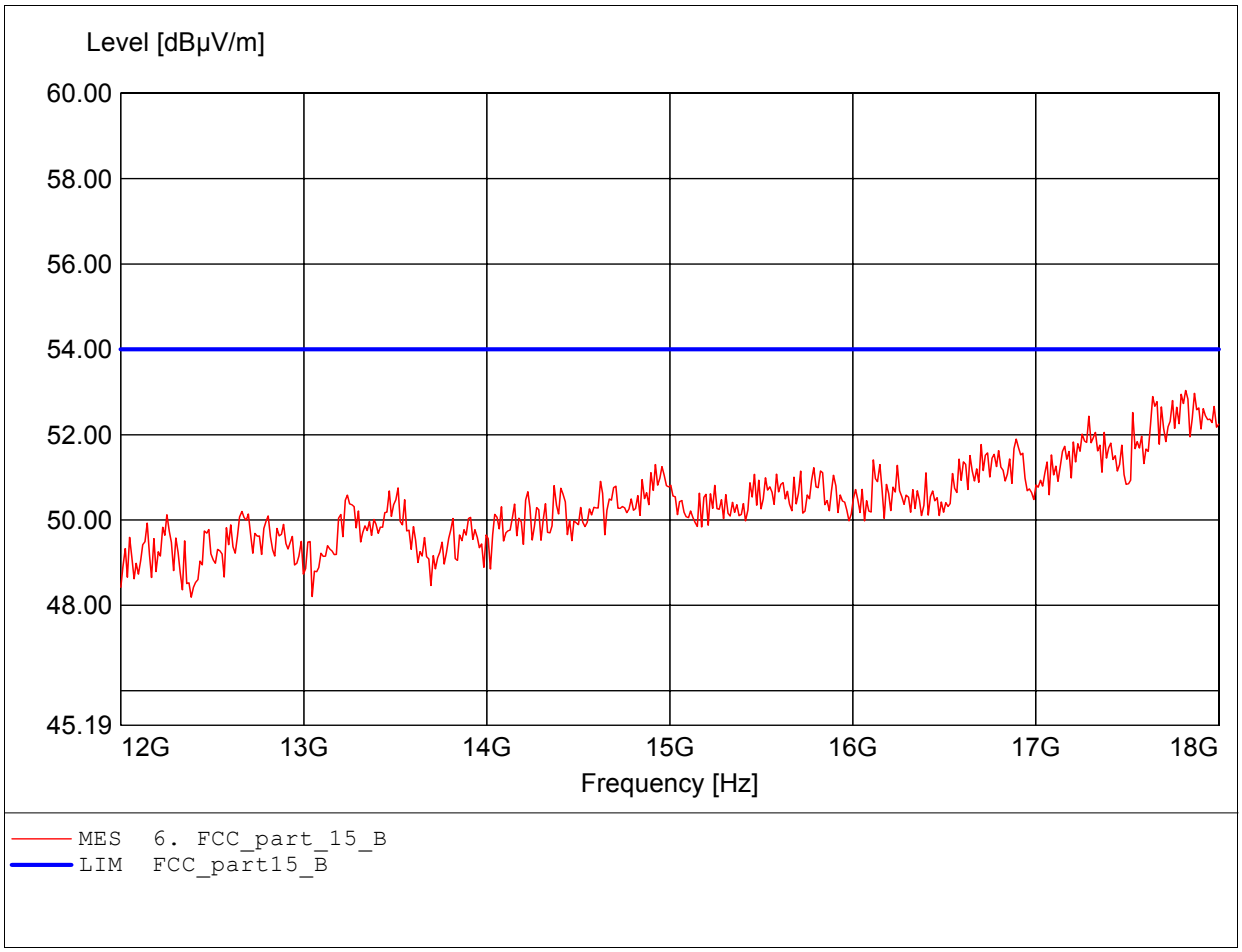

***Field Strength under normal conditions***

***FCC RULES PART 15, SUBPART B***

| | |
|---|---|
| EUT: | Wireless Multimedia System |
| MODEL NO.: | WMS 100 Receiver 802.11B CH 11 |
| Approval Holder: | YUAN High-Tech Development Co.,Ltd. |
| Test Site / Operator: | ETS / Dennis |
| Temperature/Voltage: | Temp.: 23°C/ Unom.: 120 VAC ( ac/dc adaptor ) |
| Test Specification: | according to subpart B |
| Comment 1: | Dist.: 3m, Ant.: HK 116 |
| | Freq:49.760MHz Emax:35.67dBµV/m RBW: 100 kHz |

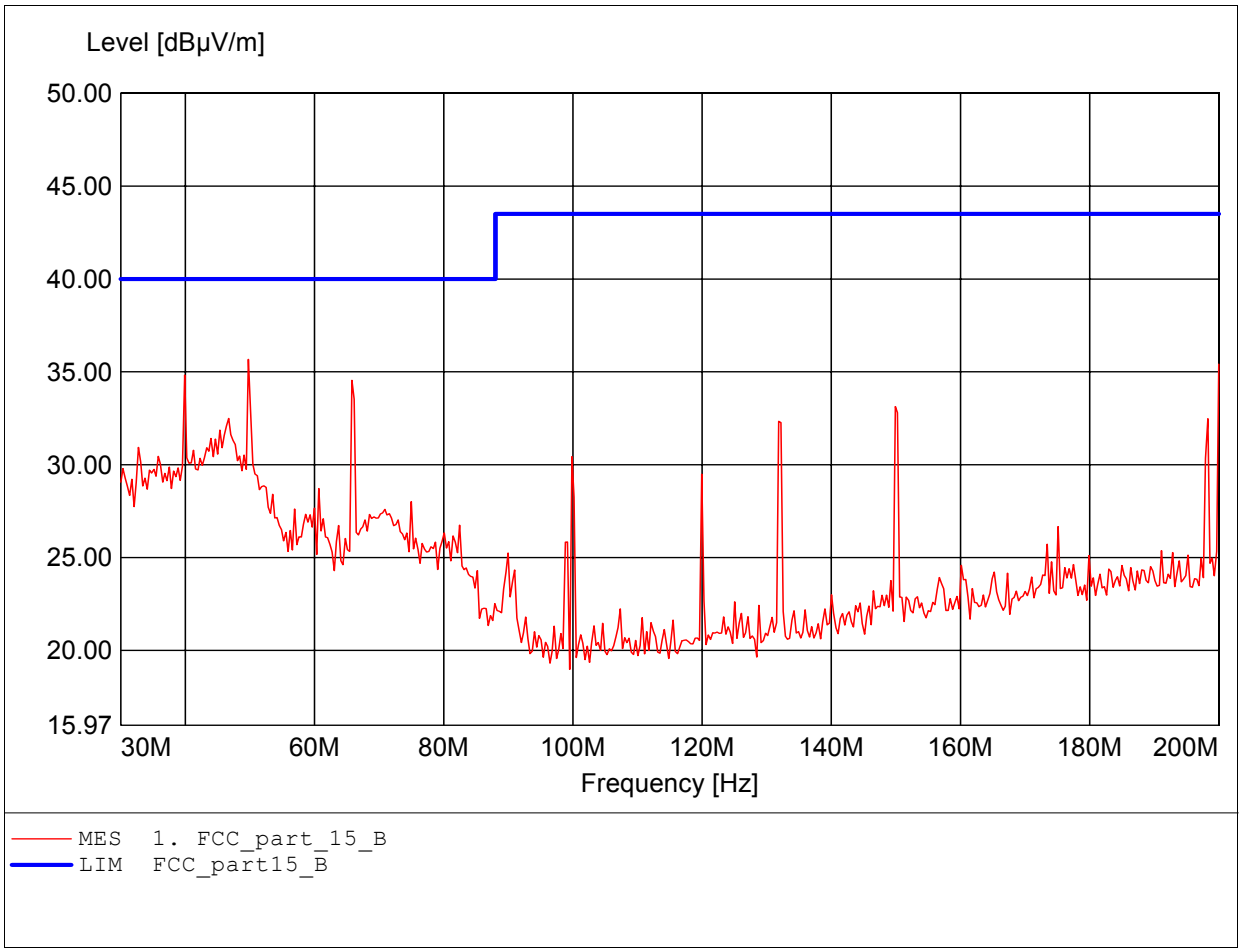

***Field Strength under normal conditions***

***FCC RULES PART 15, SUBPART B***

| | |
|---|---|
| EUT: | Wireless Multimedia System |
| MODEL NO.: | WMS 100 Receiver 802.11B CH 11 |
| Approval Holder: | YUAN High-Tech Development Co.,Ltd. |
| Test Site / Operator: | ETS / Dennis |
| Temperature/Voltage: | Temp.: 23°C/ Unom.: 120 VAC ( ac/dc adaptor ) |
| Test Specification: | according to subpart B |
| Comment 1: | Dist.: 3m, Ant.: HK 116 |
| | Freq:200.000MHz Emax:34.85dBµV/m RBW: 100 kHz |

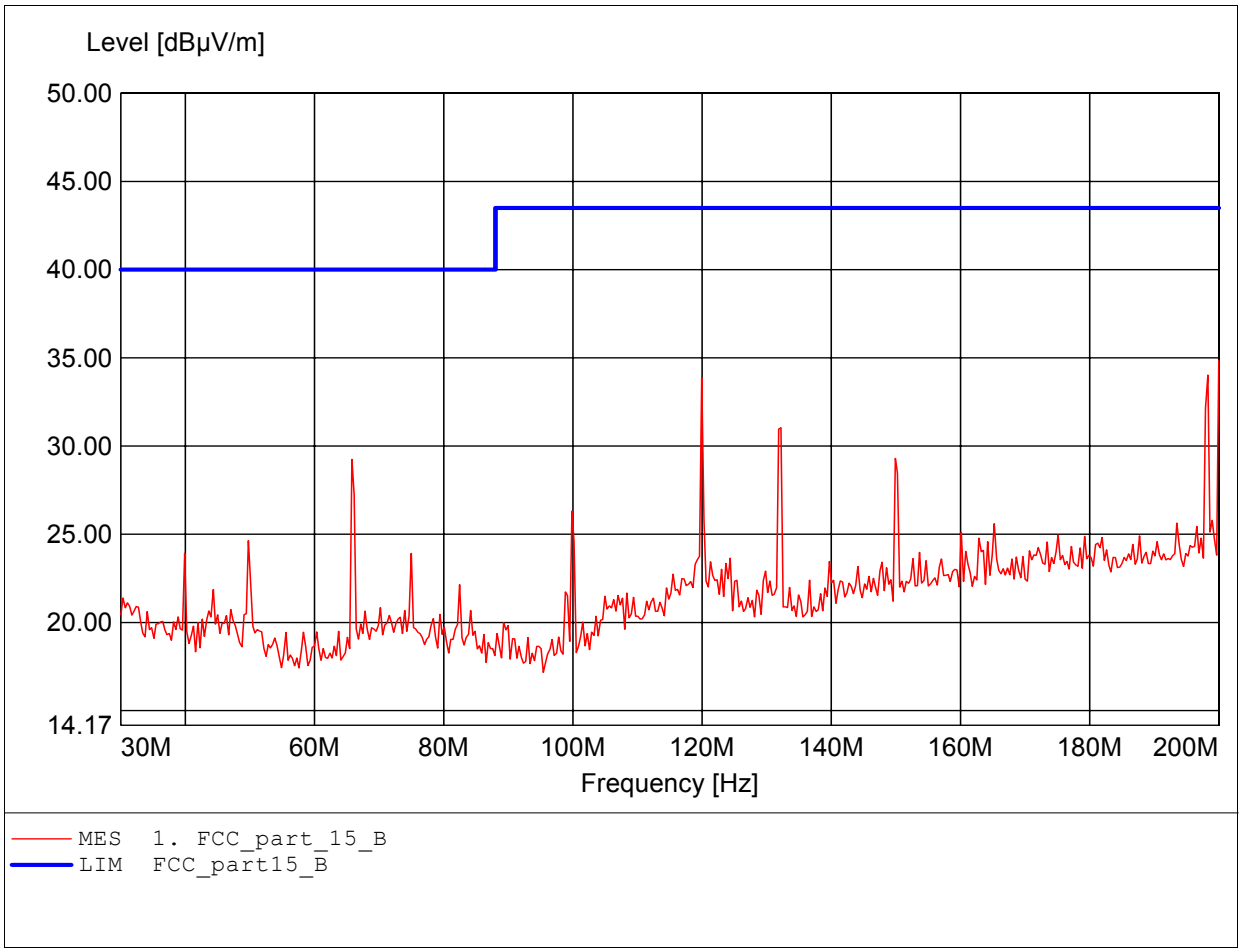

***Field Strength under normal conditions***

***FCC RULES PART 15, SUBPART B***

| | |
|---|---|
| EUT: | Wireless Multimedia System |
| MODEL NO.: | WMS 100 Receiver 802.11B CH 11 |
| Approval Holder: | YUAN High-Tech Development Co.,Ltd. |
| Test Site / Operator: | ETS / Dennis |
| Temperature/Voltage: | Temp.: 23°C/ Unom.: 120 VAC ( ac/dc adaptor ) |
| Test Specification: | according to subpart B |
| Comment 1: | Dist.: 3m, Ant.: HL 223, ampl. |
| | Freq:943.888MHz Emax:37.42dBµV/m RBW: 100 kHz |

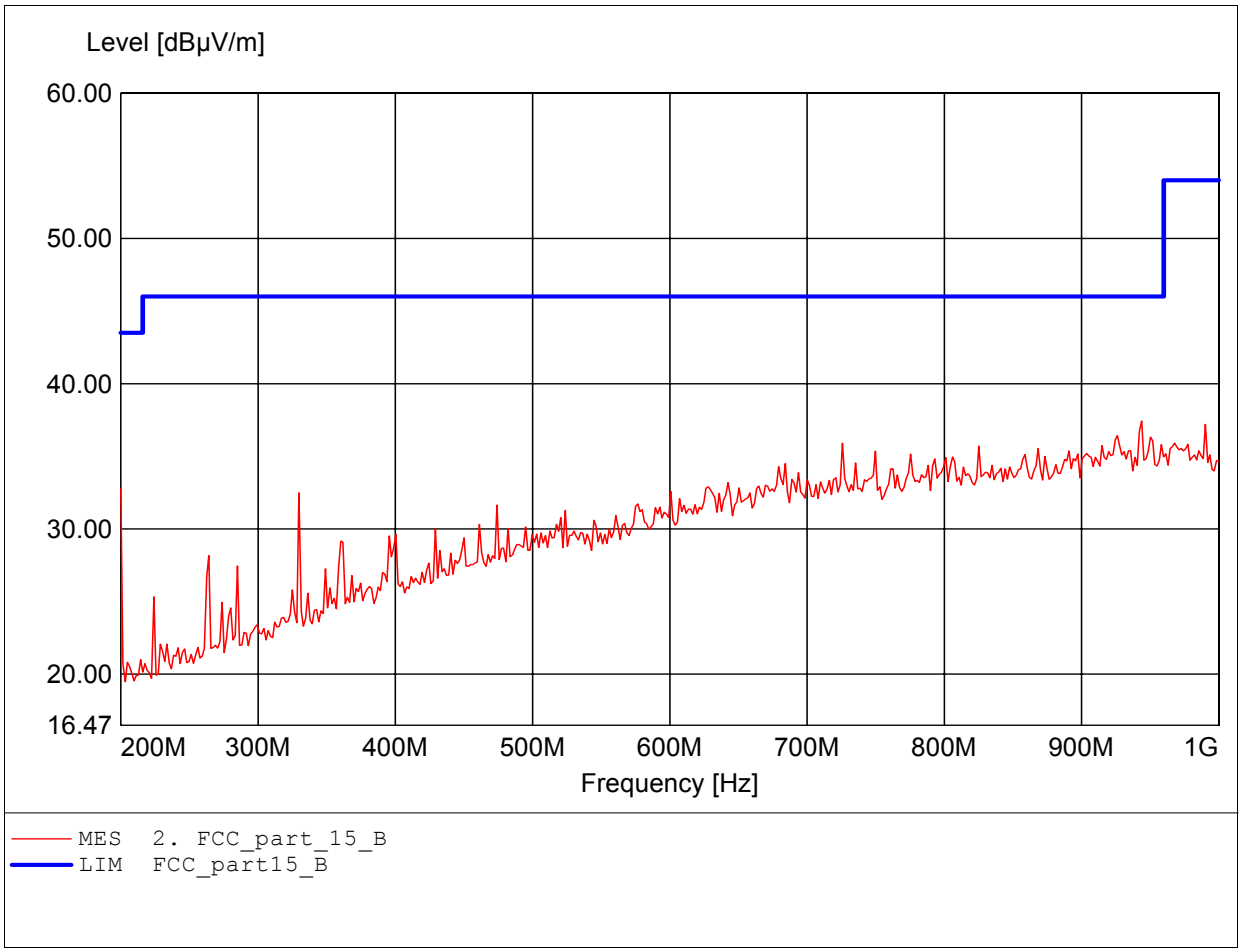

***Field Strength under normal conditions***

***FCC RULES PART 15, SUBPART B***

| | |
|---|---|
| EUT: | Wireless Multimedia System |
| MODEL NO.: | WMS 100 Receiver 802.11B CH 11 |
| Approval Holder: | YUAN High-Tech Development Co.,Ltd. |
| Test Site / Operator: | ETS / Dennis |
| Temperature/Voltage: | Temp.: 23°C/ Unom.: 120 VAC ( ac/dc adaptor ) |
| Test Specification: | according to subpart B |
| Comment 1: | Dist.: 3m, Ant.: HL 223, ampl. |
| | Freq:749.900MHz Emax:43.89dBµV/m RBW: 100 kHz |

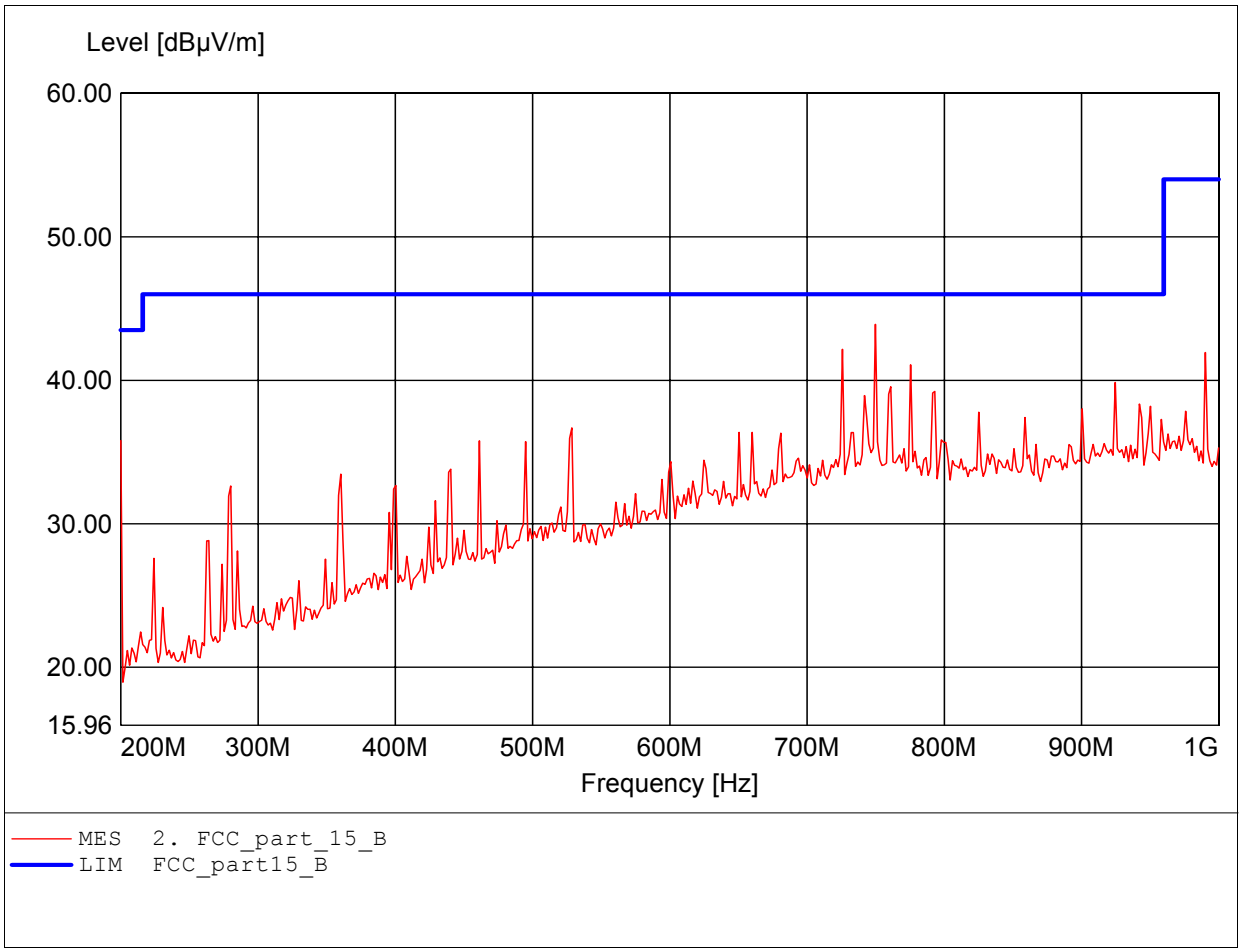

***Field Strength under normal conditions***

***FCC RULES PART 15, SUBPART B***

| | |
|---|---|
| EUT: | Wireless Multimedia System |
| MODEL NO.: | WMS 100 Receiver 802.11B CH 11 |
| Approval Holder: | YUAN High-Tech Development Co.,Ltd. |
| Test Site / Operator: | ETS / Dennis |
| Temperature/Voltage: | Temp.: 23°C/ Unom.: 120 VAC ( ac/dc adaptor ) |
| Test Specification: | according to subpart B |
| Comment 1: | Dist.: 3m, Ant.: HL25, ampl. |
| | Freq:1.319GHz Emax:40.66dBµV/m RBW: 1 MHz |

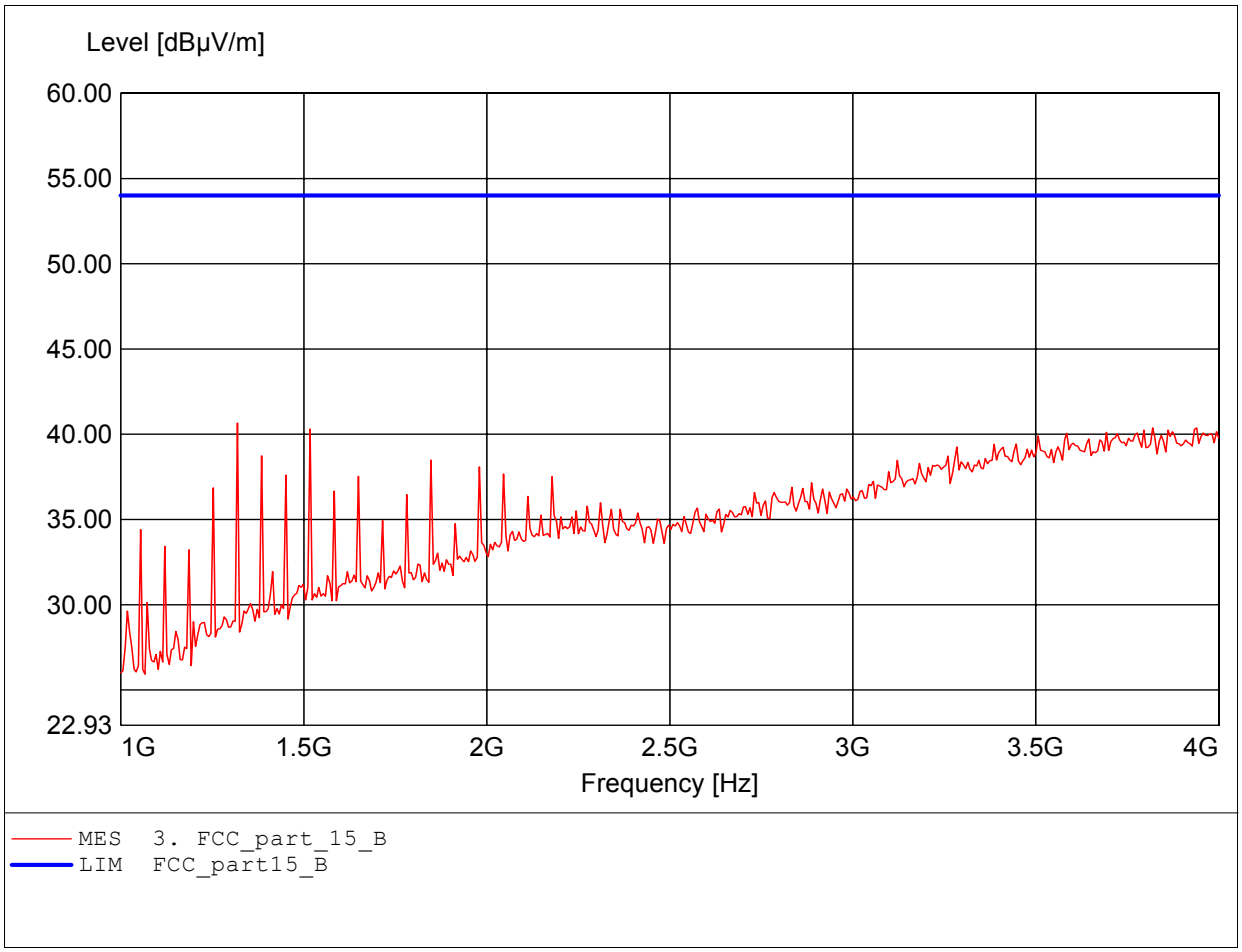

## *Field Strength under normal conditions*

## *FCC RULES PART 15, SUBPART B*

| | |
|---|---|
| EUT: | Wireless Multimedia System |
| MODEL NO.: | WMS 100 Receiver 802.11B CH 11 |
| Approval Holder: | YUAN High-Tech Development Co.,Ltd. |
| Test Site / Operator: | ETS / Dennis |
| Temperature/Voltage: | Temp.: 23°C/ Unom.: 120 VAC ( ac/dc adaptor ) |
| Test Specification: | according to subpart B |
| Comment 1: | Dist.: 3m, Ant.: HL25, ampl. |
| | Freq:3.591GHz Emax:40.88dBµV/m RBW: 1 MHz |

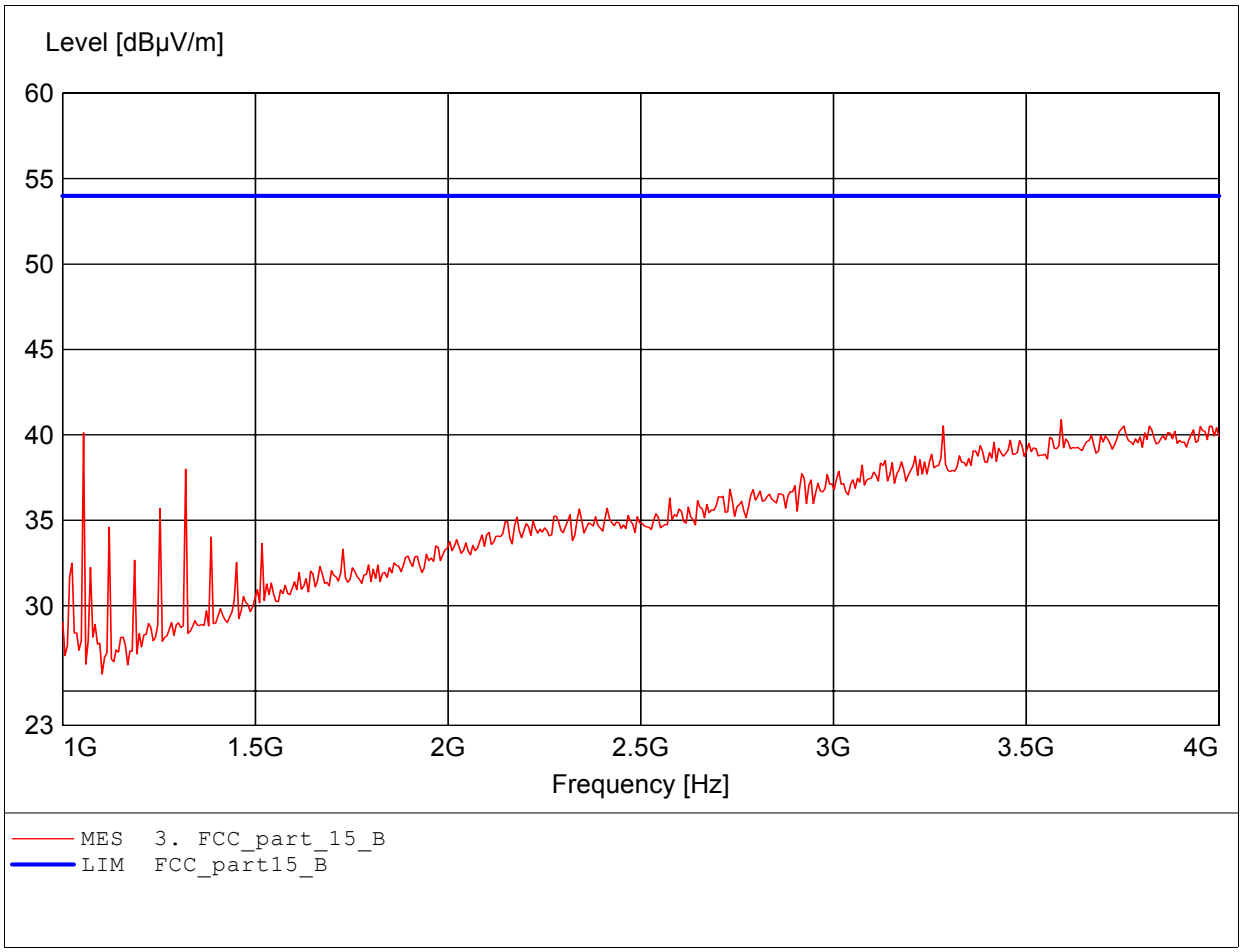

***Field Strength under normal conditions***

***FCC RULES PART 15, SUBPART B***

| | |
|---|---|
| EUT: | Wireless Multimedia System |
| MODEL NO.: | WMS 100 Receiver 802.11B CH 11 |
| Approval Holder: | YUAN High-Tech Development Co.,Ltd. |
| Test Site / Operator: | ETS / Dennis |
| Temperature/Voltage: | Temp.: 23°C/ Unom.: 120 VAC ( ac/dc adaptor ) |
| Test Specification: | according to subpart B |
| Comment 1: | Dist.: 3m, Ant.: HL25, ampl. |
| | Freq:7.832GHz Emax:46.54dBµV/m RBW: 1 MHz |

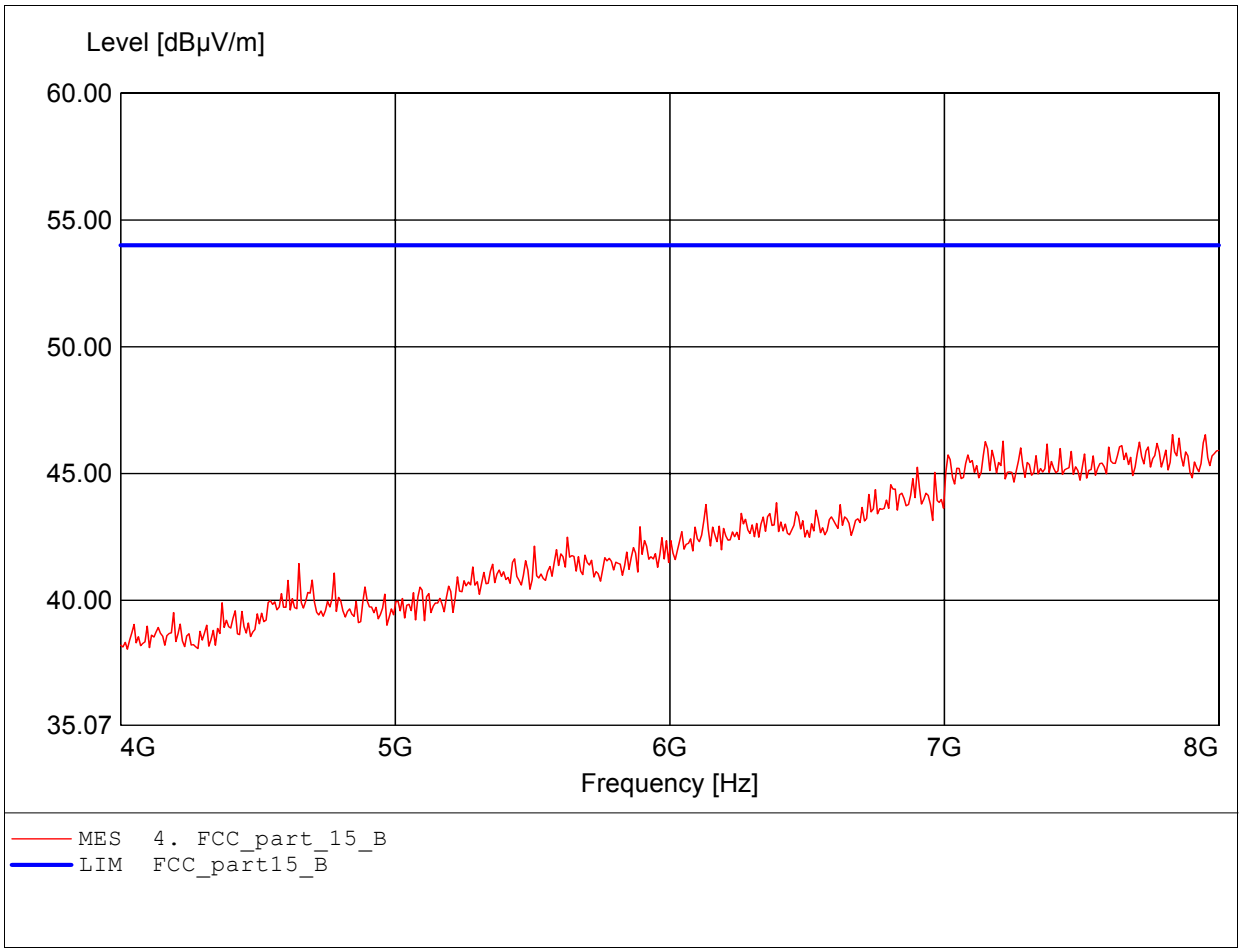

***Field Strength under normal conditions***

***FCC RULES PART 15, SUBPART B***

| | |
|---|---|
| EUT: | Wireless Multimedia System |
| MODEL NO.: | WMS 100 Receiver 802.11B CH 11 |
| Approval Holder: | YUAN High-Tech Development Co.,Ltd. |
| Test Site / Operator: | ETS / Dennis |
| Temperature/Voltage: | Temp.: 23°C/ Unom.: 120 VAC ( ac/dc adaptor ) |
| Test Specification: | according to subpart B |
| Comment 1: | Dist.: 3m, Ant.: HL25, ampl. |
| | Freq:7.735GHz Emax:46.81dBµV/m RBW: 1 MHz |

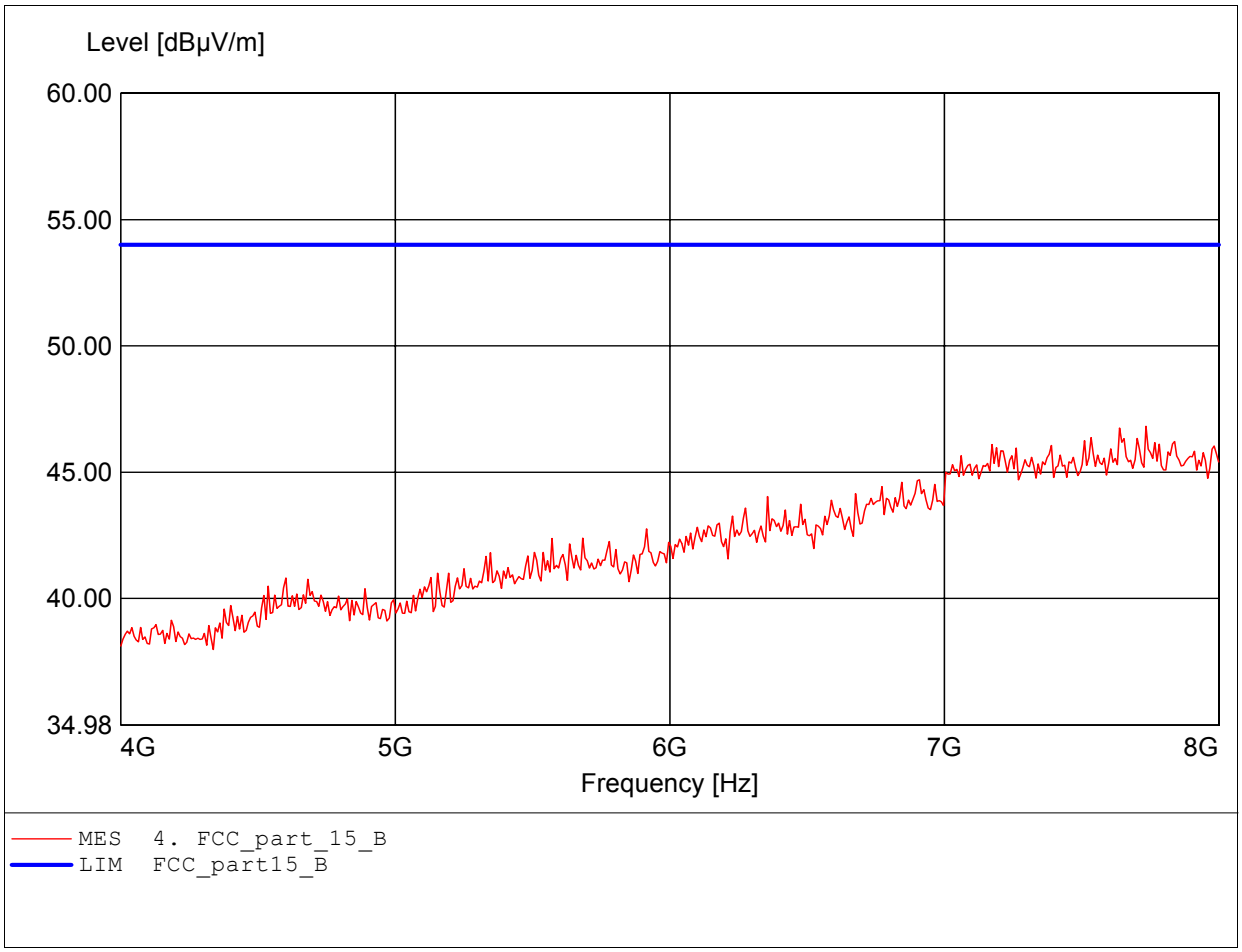

***Field Strength under normal conditions***

***FCC RULES PART 15, SUBPART B***

| | |
|---|---|
| EUT: | Wireless Multimedia System |
| MODEL NO.: | WMS 100 Receiver 802.11B CH 11 |
| Approval Holder: | YUAN High-Tech Development Co.,Ltd. |
| Test Site / Operator: | ETS / Dennis |
| Temperature/Voltage: | Temp.: 23°C/ Unom.: 120 VAC ( ac/dc adaptor ) |
| Test Specification: | according to subpart B |
| Comment 1: | Dist.: 3m, Ant.: HL25, ampl. |
| | Freq:12.000GHz Emax:52.61dBµV/m RBW: 1 MHz |

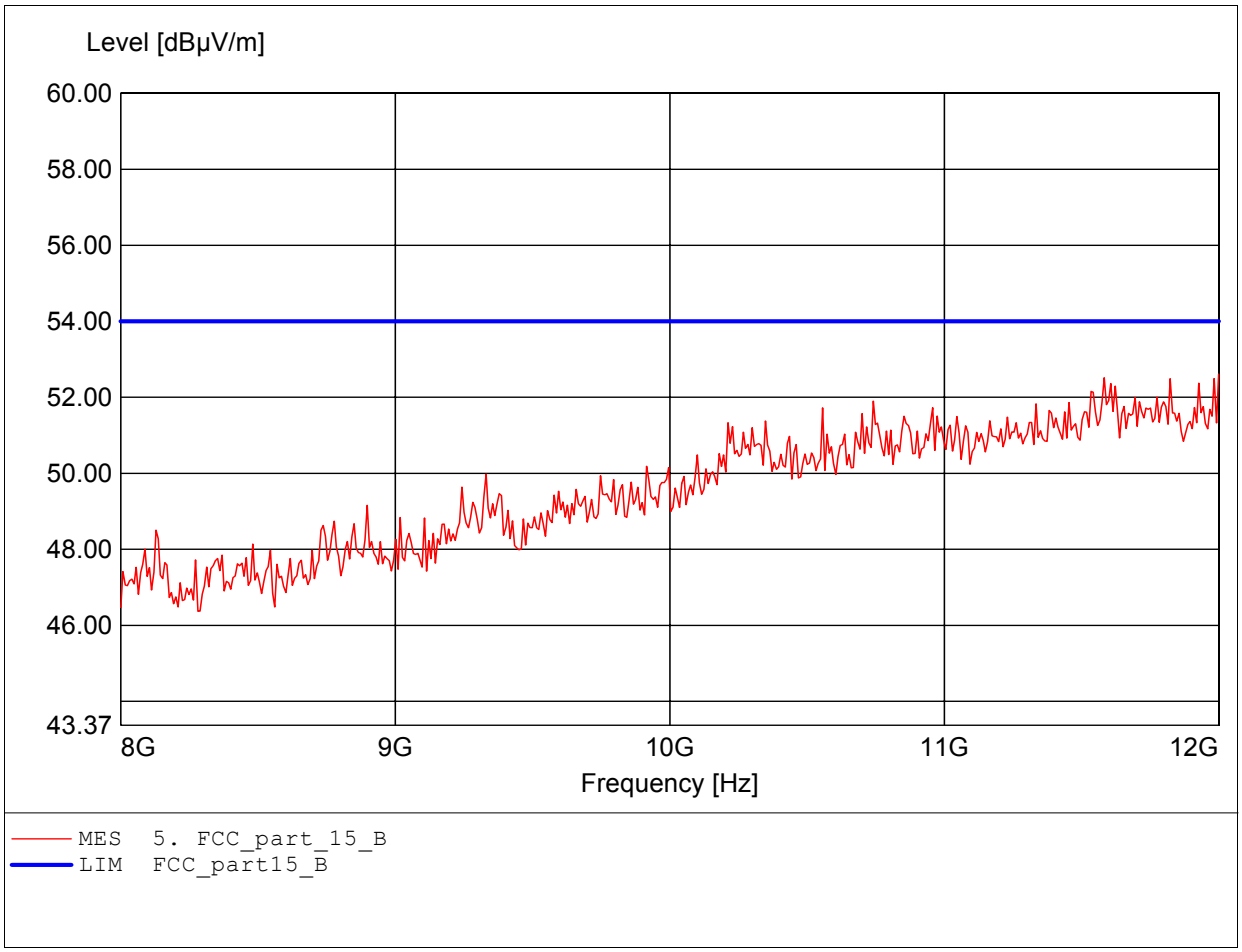

***Field Strength under normal conditions***

***FCC RULES PART 15, SUBPART B***

| | |
|---|---|
| EUT: | Wireless Multimedia System |
| MODEL NO.: | WMS 100 Receiver 802.11B CH 11 |
| Approval Holder: | YUAN High-Tech Development Co.,Ltd. |
| Test Site / Operator: | ETS / Dennis |
| Temperature/Voltage: | Temp.: 23°C/ Unom.: 120 VAC ( ac/dc adaptor ) |
| Test Specification: | according to subpart B |
| Comment 1: | Dist.: 3m, Ant.: HL25, ampl. |
| | Freq:11.503GHz Emax:52.93dBµV/m RBW: 1 MHz |

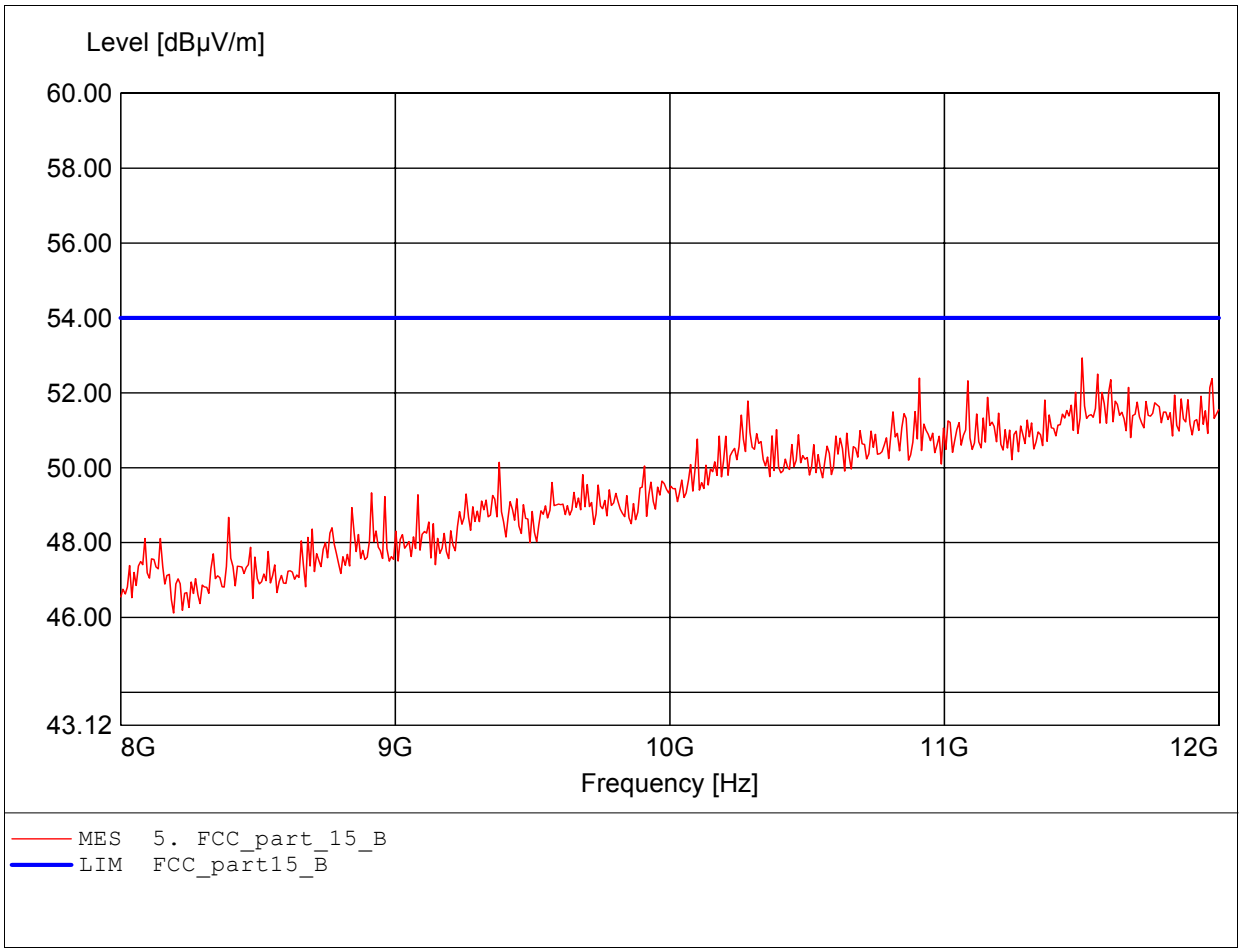

***Field Strength under normal conditions***

***FCC RULES PART 15, SUBPART B***

| | |
|---|---|
| EUT: | Wireless Multimedia System |
| MODEL NO.: | WMS 100 Receiver 802.11B CH 11 |
| Approval Holder: | YUAN High-Tech Development Co.,Ltd. |
| Test Site / Operator: | ETS / Dennis |
| Temperature/Voltage: | Temp.: 23°C/ Unom.: 120 VAC ( ac/dc adaptor ) |
| Test Specification: | according to subpart B |
| Comment 1: | Dist.: 3m, Ant.: HL25, ampl. |
| | Freq:17.832GHz Emax:53.35dBµV/m RBW: 1 MHz |

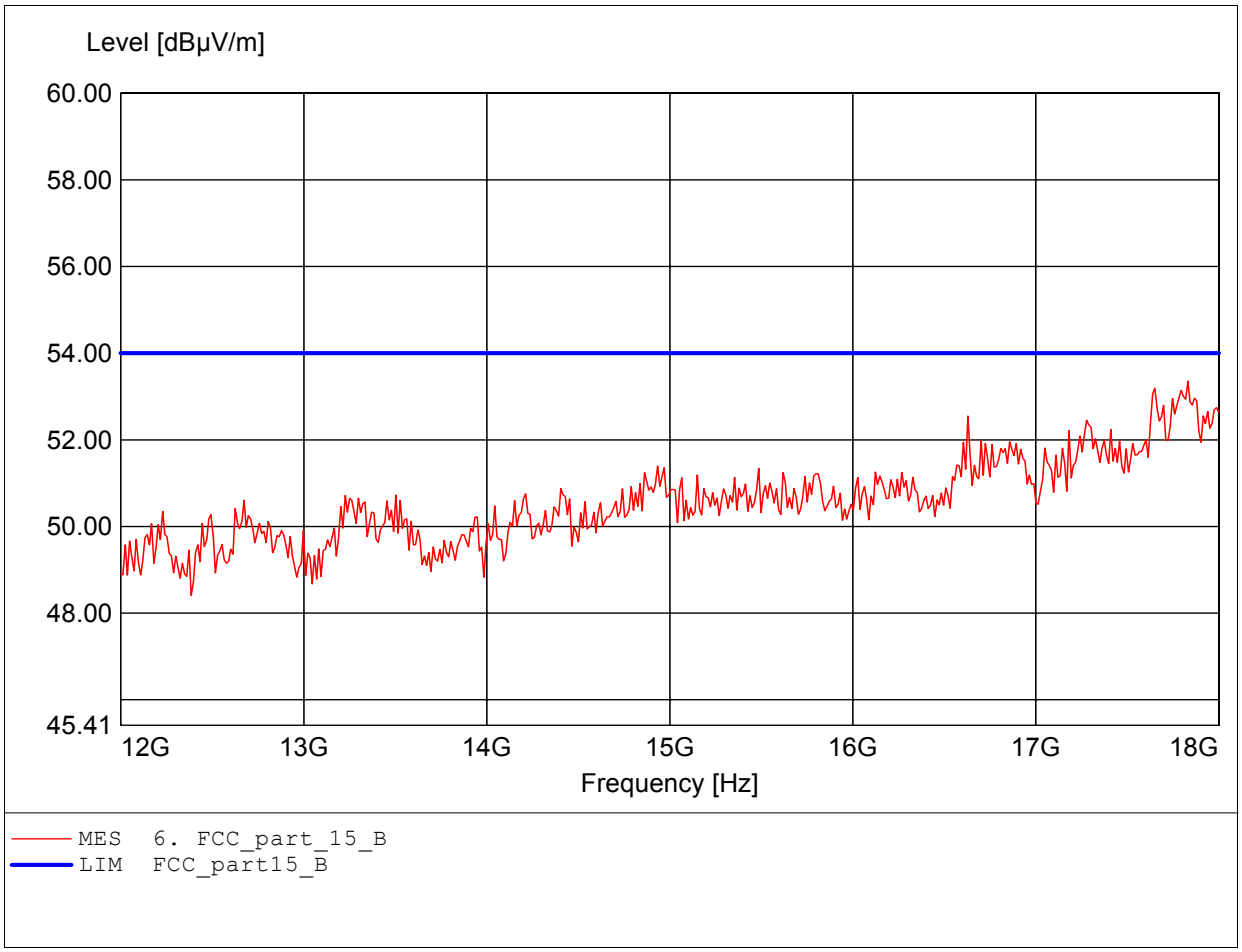

***Field Strength under normal conditions***

***FCC RULES PART 15, SUBPART B***

| | |
|---|---|
| EUT: | Wireless Multimedia System |
| MODEL NO.: | WMS 100 Receiver 802.11B CH 11 |
| Approval Holder: | YUAN High-Tech Development Co.,Ltd. |
| Test Site / Operator: | ETS / Dennis |
| Temperature/Voltage: | Temp.: 23°C/ Unom.: 120 VAC ( ac/dc adaptor ) |
| Test Specification: | according to subpart B |
| Comment 1: | Dist.: 3m, Ant.: HL25, ampl. |
| | Freq:17.784GHz Emax:53.23dBµV/m RBW: 1 MHz |

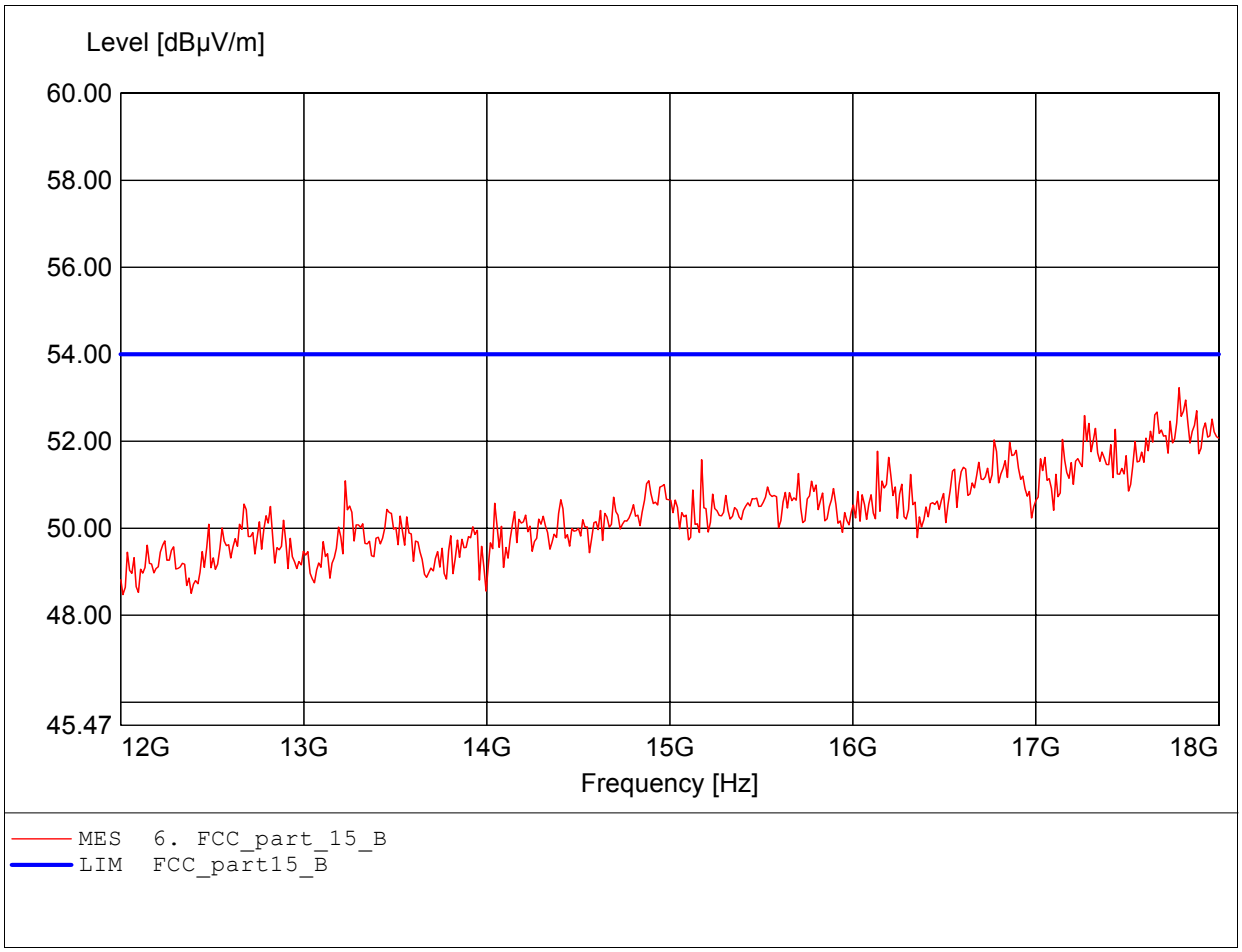

**Appendix C**

Band Edge Measurement

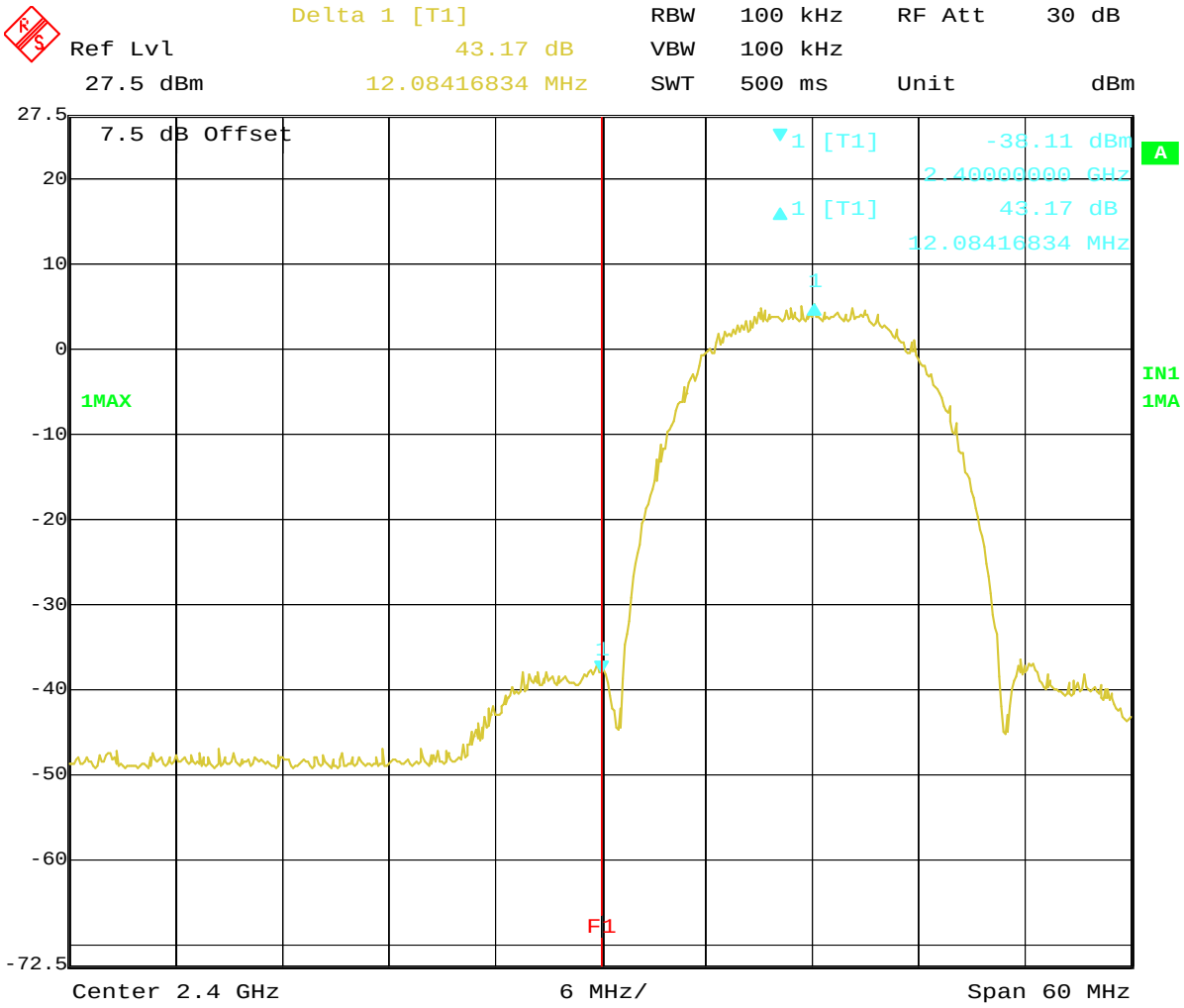


Title: 11B CH1 BANDEDGE
Comment A: YUAN High-Tech Development Co.,Ltd.
Date: 16.NOV.2005 15:12:17

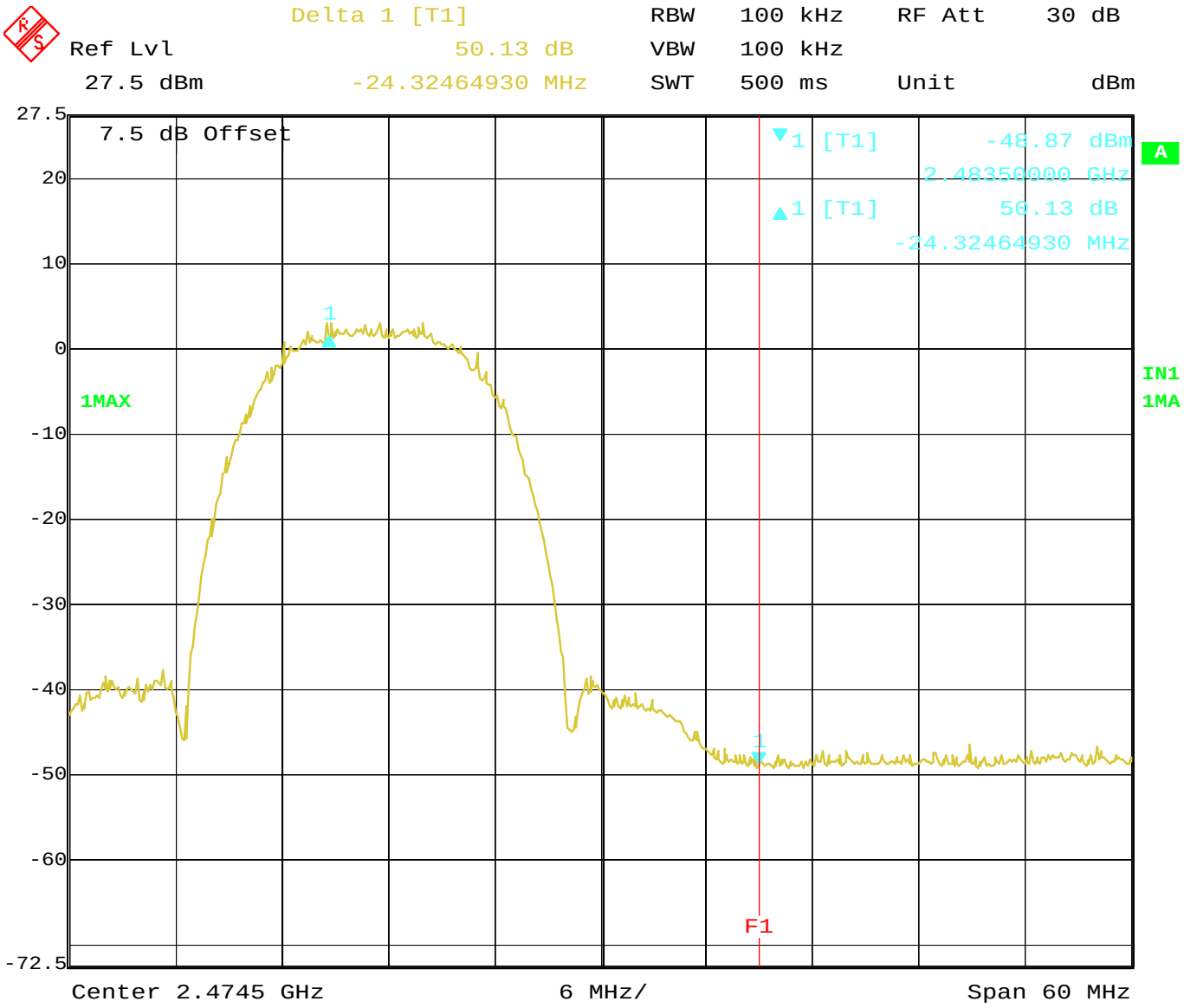


Title: 11B CH11 BANDEDGE
Comment A: YUAN High-Tech Development Co.,Ltd.
Date: 20.NOV.2005 16:23:44

**Appendix D**

Minimum 6dB Bandwidth

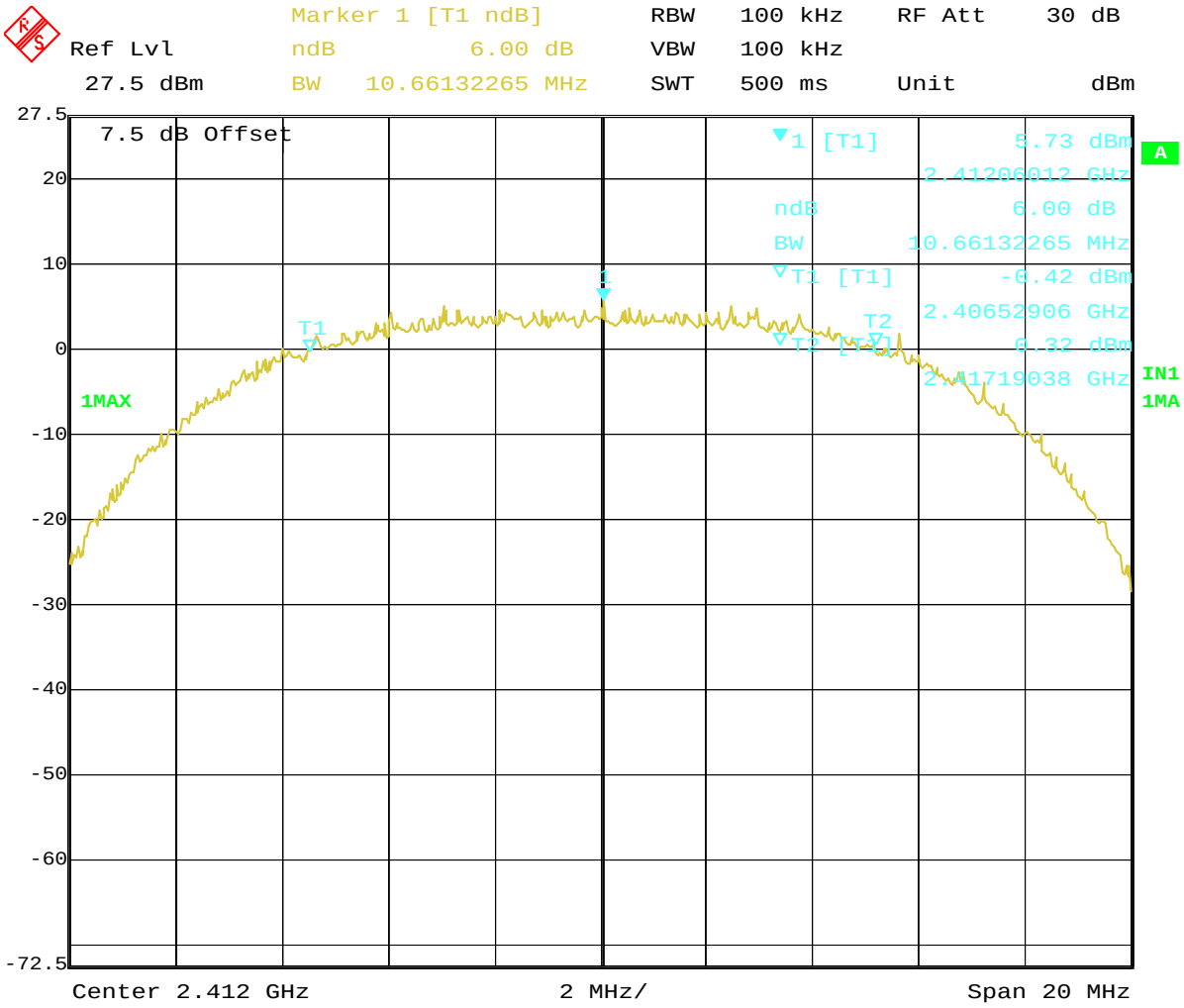


Title: 11B CH1 6dB BANDWIDTH
Comment A: YUAN High-Tech Development Co.,Ltd.
Date: 16.NOV.2005 15:13:26

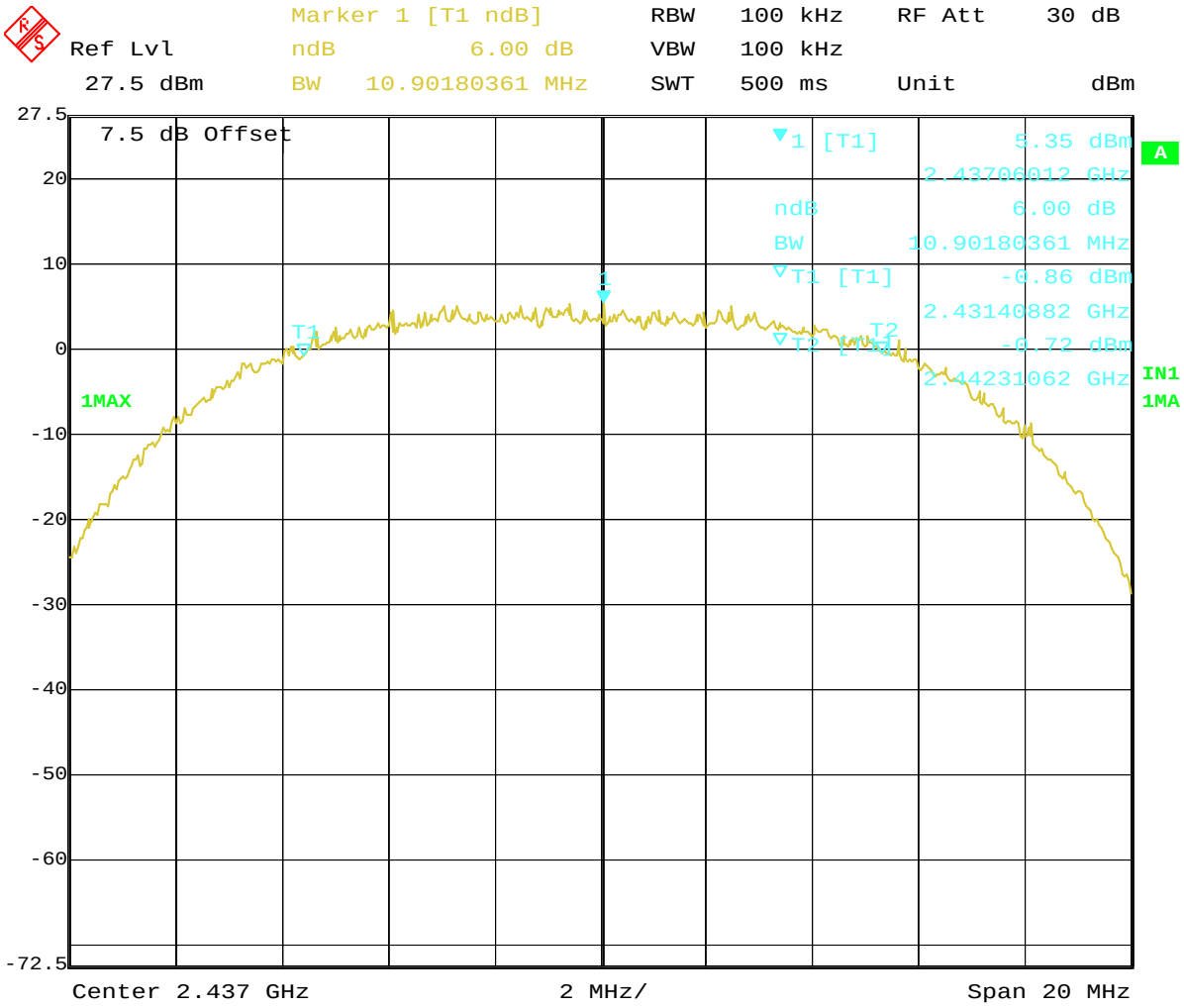


Title: 11B CH6 6dB BANDWIDTH
Comment A: YUAN High-Tech Development Co.,Ltd.
Date: 16.NOV.2005 15:26:33

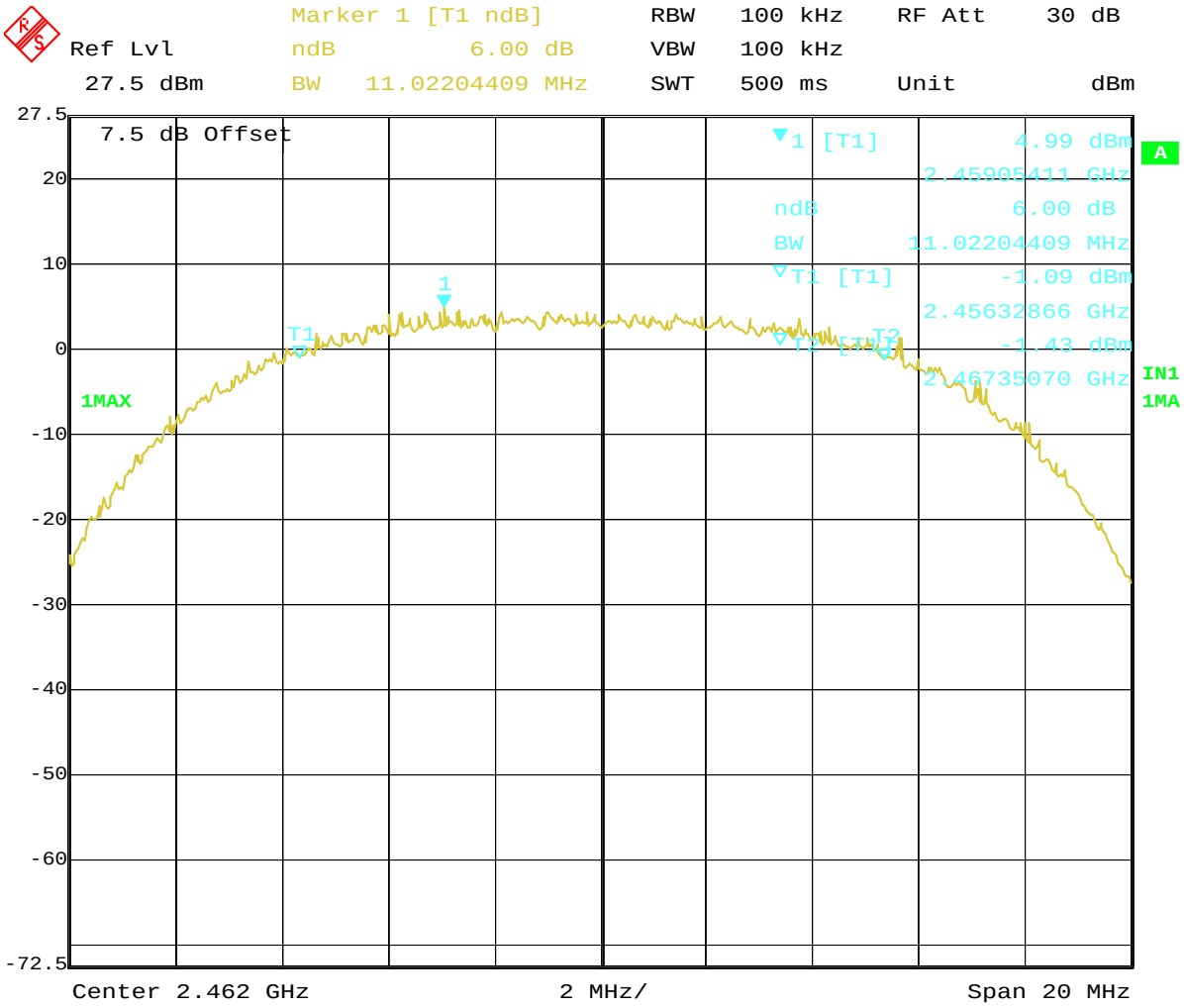


Title: 11B CH11 6dB BANDWIDTH
Comment A: YUAN High-Tech Development Co.,Ltd.
Date: 16.NOV.2005 16:36:44

**Appendix E**

Peak Power Spectral Density

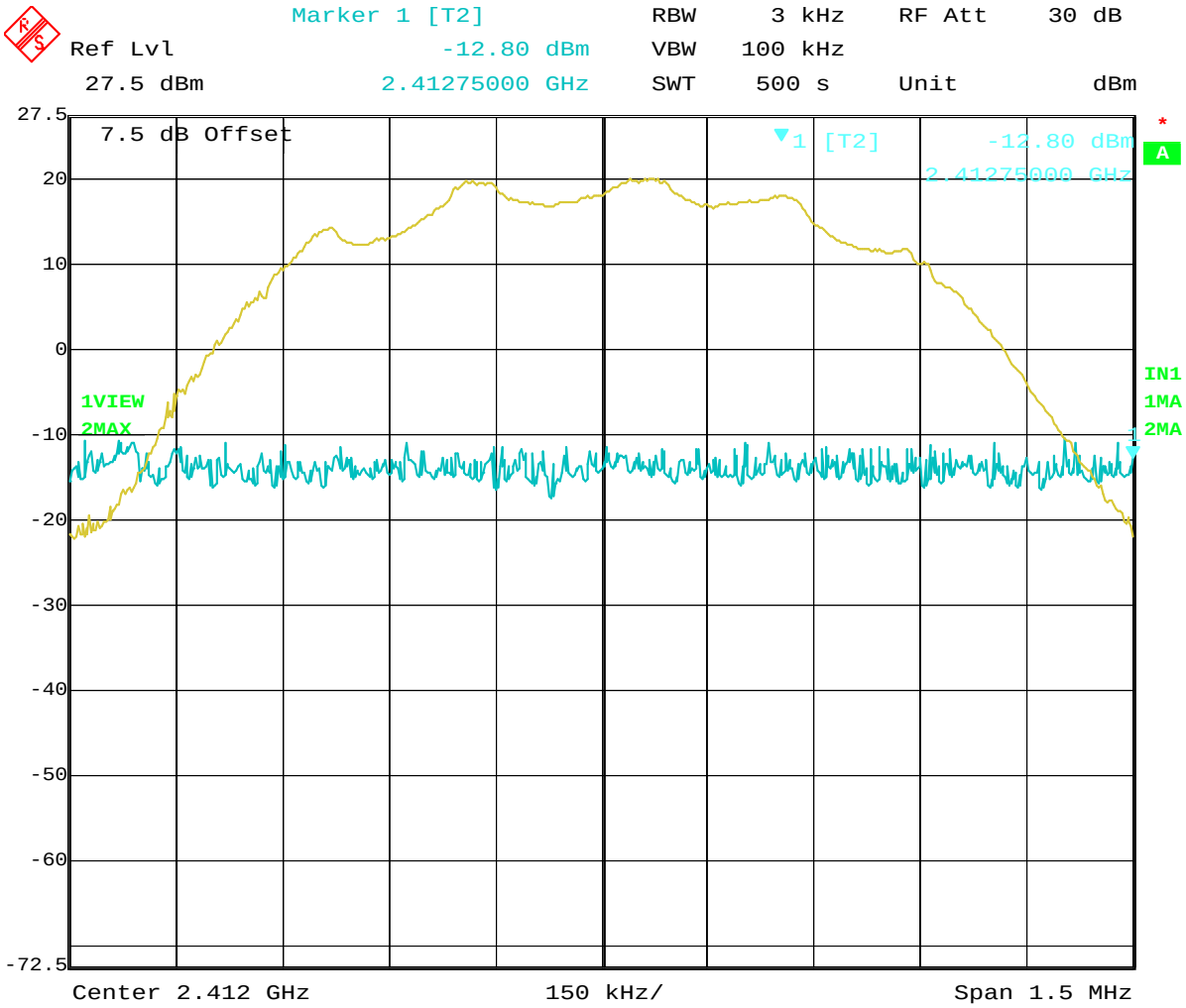


Title: 11B CH1 POWER DENSITY
Comment A: YUAN High-Tech Development Co.,Ltd.
Date: 16.NOV.2005 15:10:50

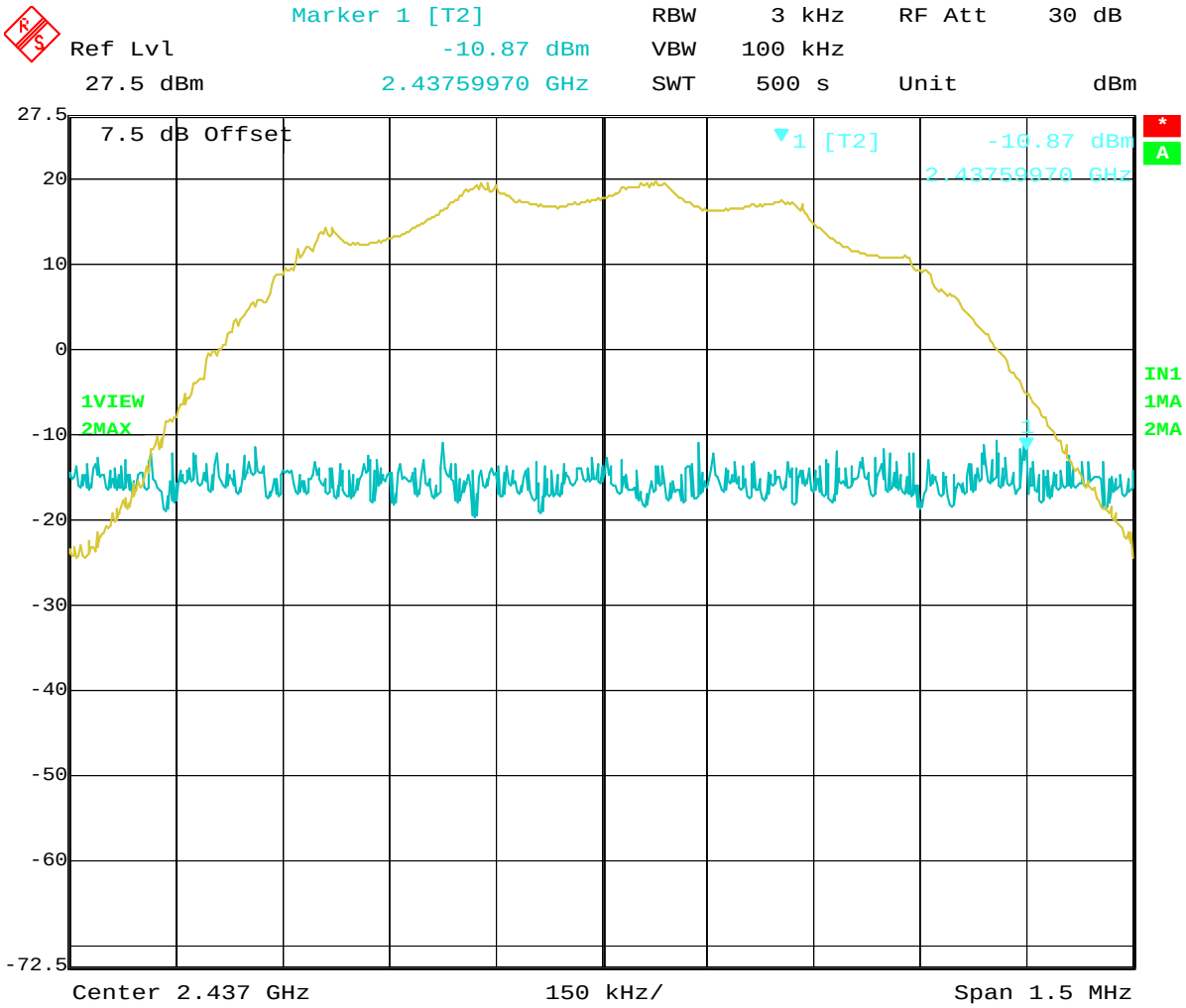


Title: 11B CH6 POWER DENSITY
Comment A: YUAN High-Tech Development Co.,Ltd.
Date: 16.NOV.2005 15:18:26

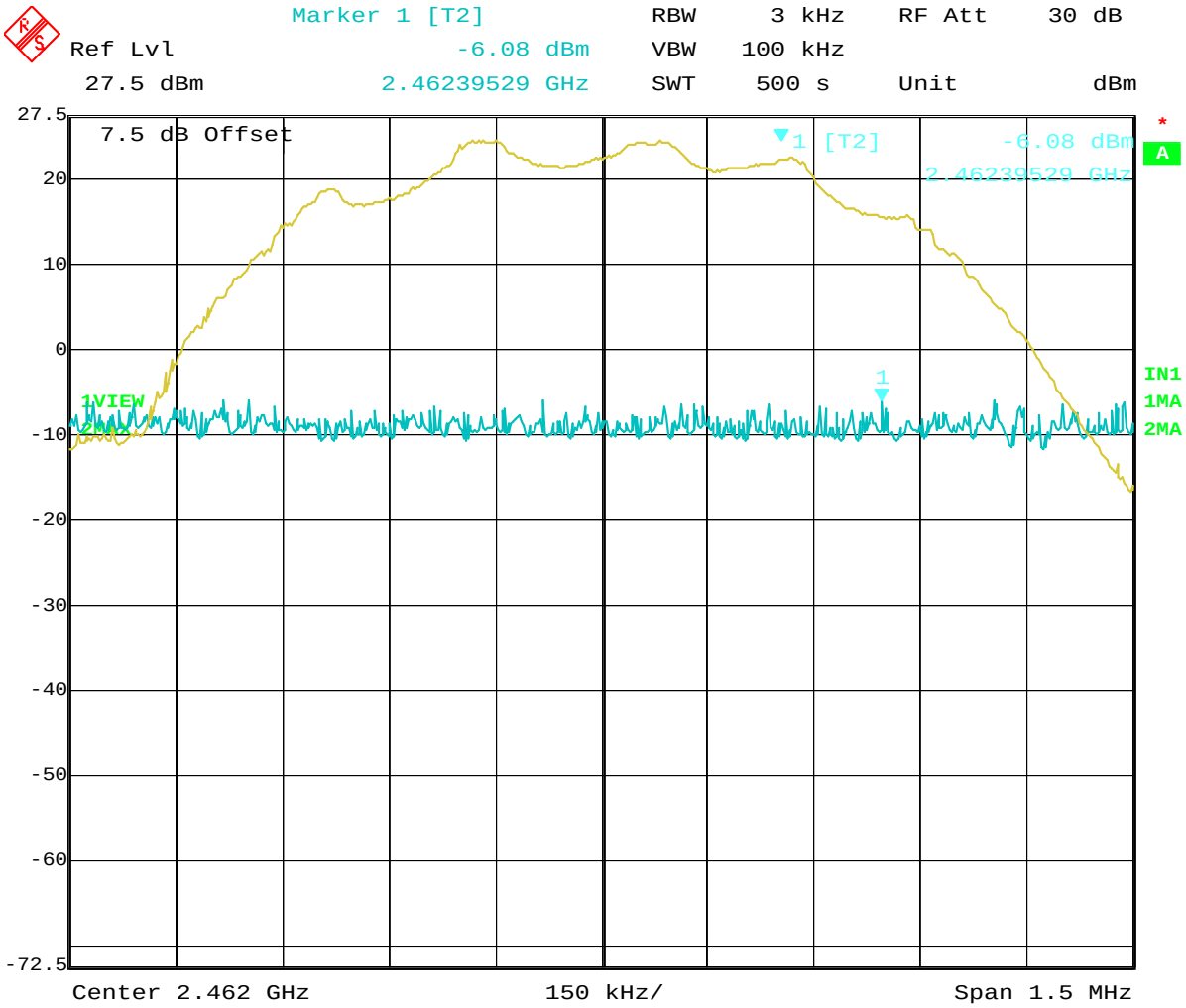


Title: 11B CH11 POWER DENSITY
Comment A: YUAN High-Tech Development Co.,Ltd.
Date: 16.NOV.2005 15:32:59

**Appendix F**

Radiated Emissions from Receiver Section of Transceiver

The measurement diagram are wideband pre-scan results; only for reference.

## *Field Strength under normal conditions*

## *FCC RULES PART 15, SUBPART B*

| | |
|---|---|
| EUT: | Wireless Multimedia System |
| MODEL NO.: | WMS 100 Receiver (Wireless) |
| Approval Holder: | YUAN High-Tech Development Co., Ltd. |
| Test Site / Operator: | ETS / Dennis |
| Temperature/Voltage: | Temp.: 23°C/ Unom.: 120 VAC ( AC/DC ADAPTOR ) |
| Test Specification: | according to subpart B |
| Comment 1: | Dist.: 3m, Ant.: HK 116 |
| | Freq:198.297MHz Emax:37.96dBµV/m RBW: 100 kHz |

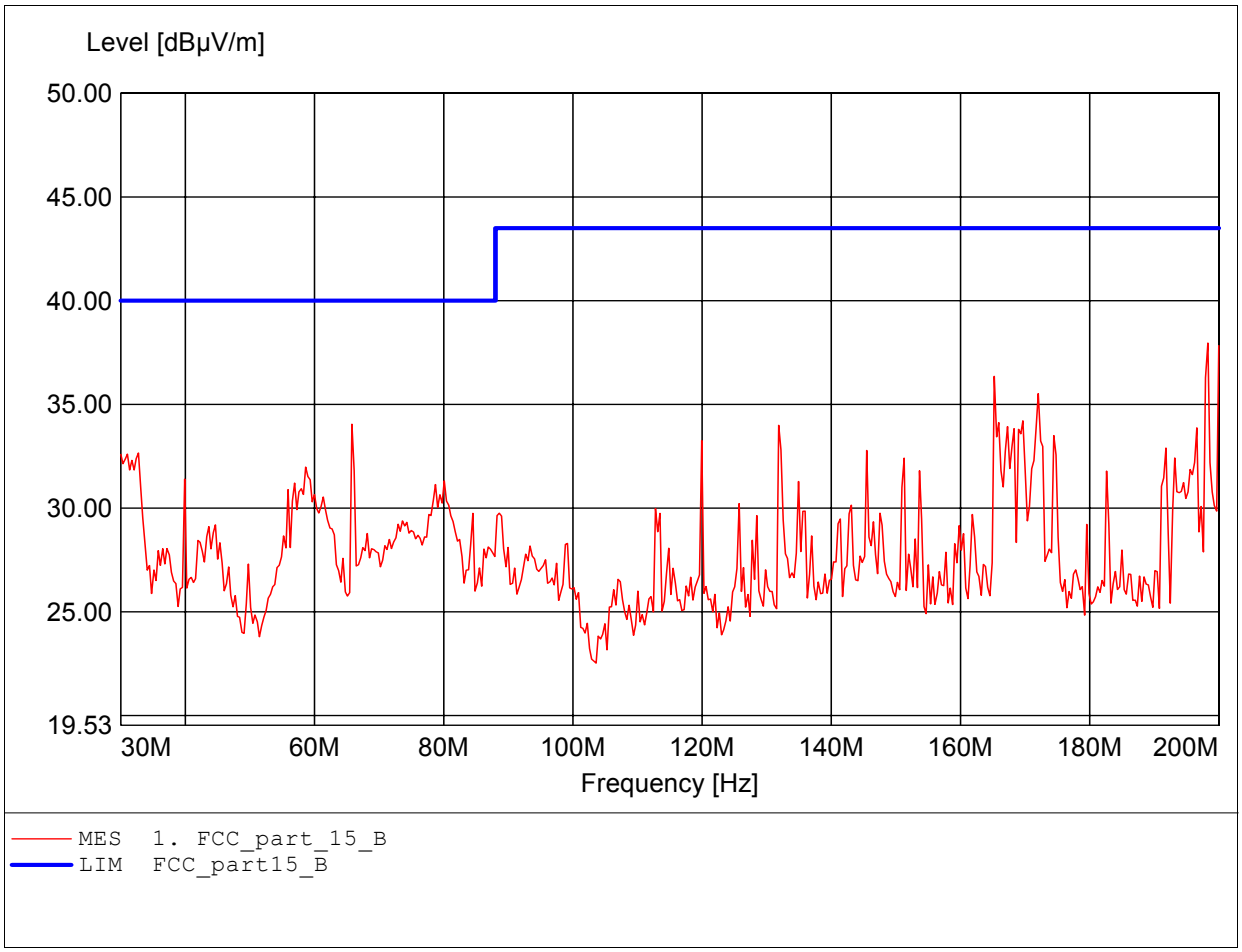

***Field Strength under normal conditions***

***FCC RULES PART 15, SUBPART B***

| | |
|---|---|
| EUT: | Wireless Multimedia System |
| MODEL NO.: | WMS 100 Receiver (Wireless) |
| Approval Holder: | YUAN High-Tech Development Co., Ltd. |
| Test Site / Operator: | ETS / Dennis |
| Temperature/Voltage: | Temp.: 23°C/ Unom.: 120 VAC ( AC/DC ADAPTOR ) |
| Test Specification: | according to subpart B |
| Comment 1: | Dist.: 3m, Ant.: HK 116 |
| | Freq:198.297MHz Emax:39.11dBµV/m RBW: 100 kHz |

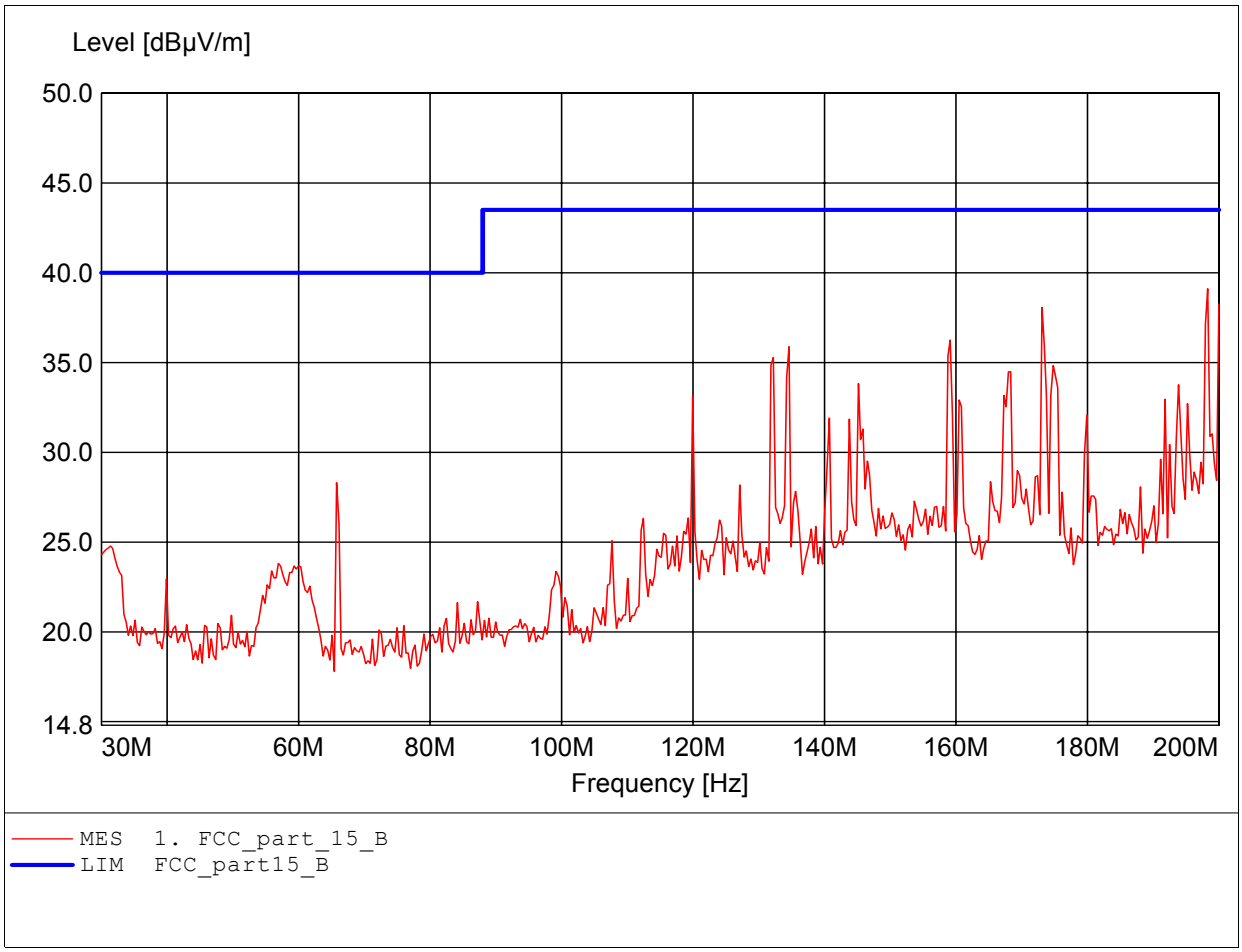

## *Field Strength under normal conditions*

## *FCC RULES PART 15, SUBPART B*

| | |
|---|---|
| EUT: | Wireless Multimedia System |
| MODEL NO.: | WMS 100 Receiver (Wireless) |
| Approval Holder: | YUAN High-Tech Development Co., Ltd. |
| Test Site / Operator: | ETS / Dennis |
| Temperature/Voltage: | Temp.: 23°C/ Unom.: 120 VAC ( AC/DC ADAPTOR ) |
| Test Specification: | according to subpart B |
| Comment 1: | Dist.: 3m, Ant.: HL 223, ampl. |
| | Freq:200.000MHz Emax:38.33dBµV/m RBW: 100 kHz |

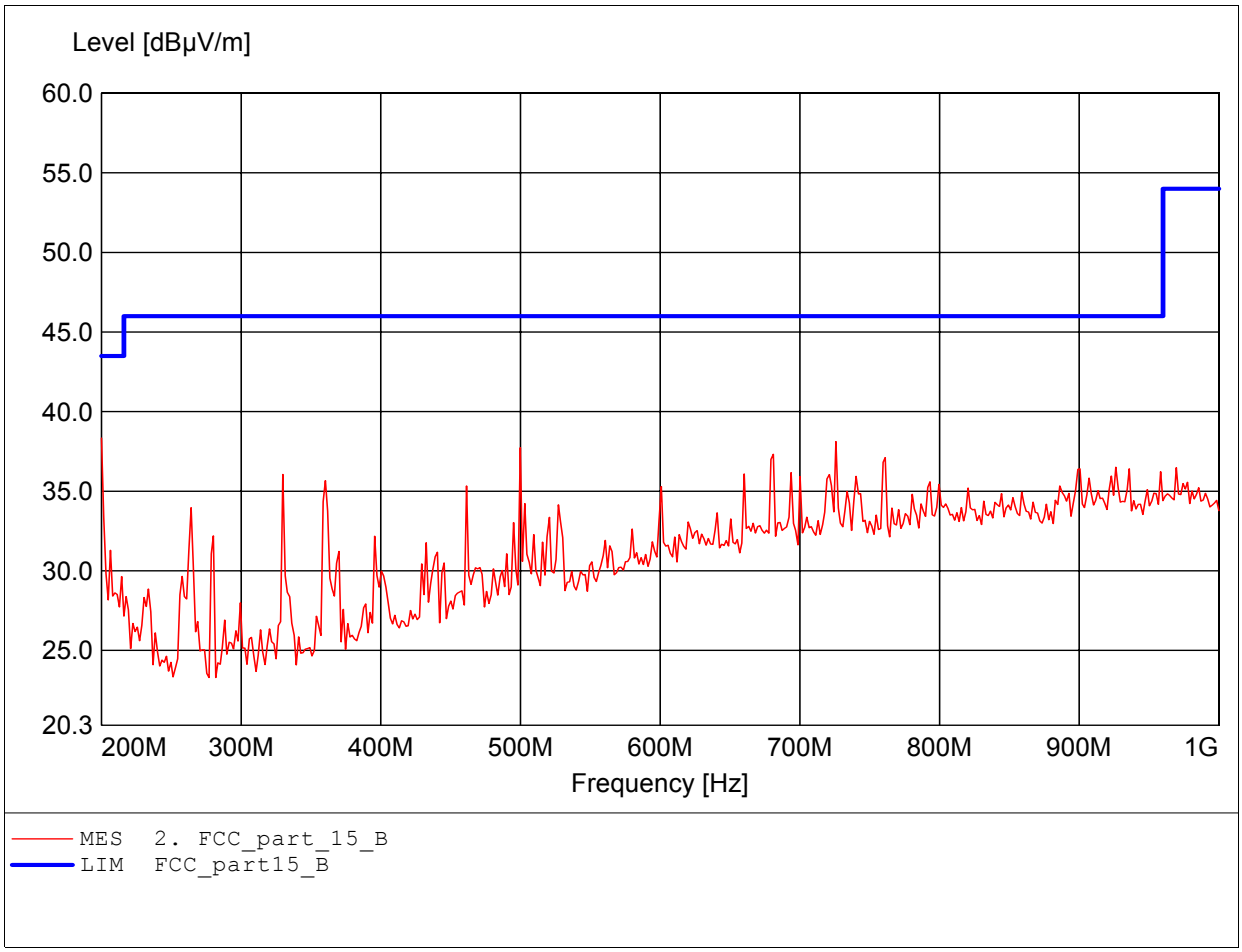

***Field Strength under normal conditions***

***FCC RULES PART 15, SUBPART B***

| | |
|---|---|
| EUT: | Wireless Multimedia System |
| MODEL NO.: | WMS 100 Receiver (Wireless) |
| Approval Holder: | YUAN High-Tech Development Co., Ltd. |
| Test Site / Operator: | ETS / Dennis |
| Temperature/Voltage: | Temp.: 23°C/ Unom.: 120 VAC ( AC/DC ADAPTOR ) |
| Test Specification: | according to subpart B |
| Comment 1: | Dist.: 3m, Ant.: HL 223, ampl. |
| | Freq:759.519MHz Emax:42.97dBµV/m RBW: 100 kHz |

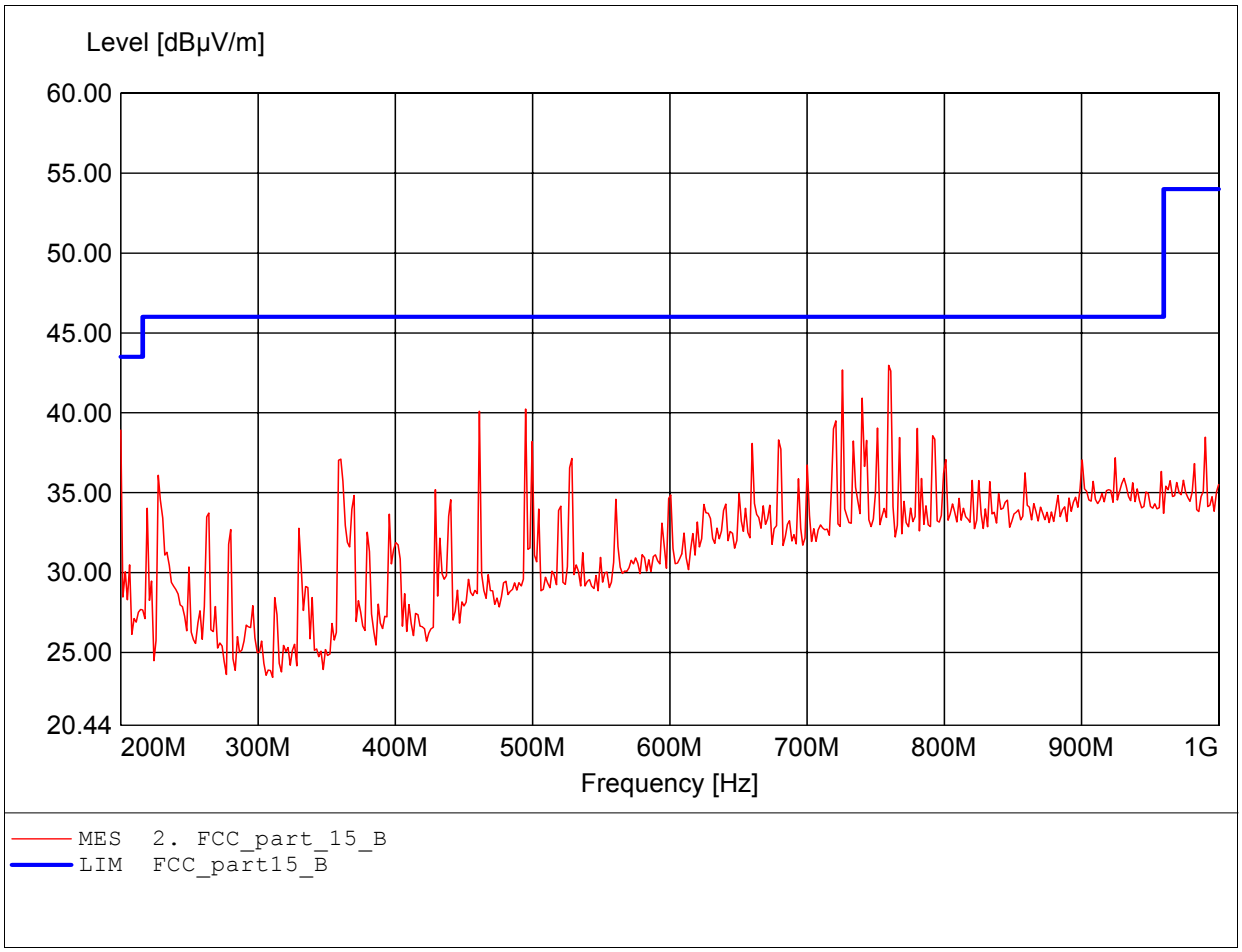

***Field Strength under normal conditions***

***FCC RULES PART 15, SUBPART B***

| | |
|---|---|
| EUT: | Wireless Multimedia System |
| MODEL NO.: | WMS 100 Receiver (Line) |
| Approval Holder: | YUAN High-Tech Development Co., Ltd. |
| Test Site / Operator: | ETS / Dennis |
| Temperature/Voltage: | Temp.: 23°C/ Unom.: 120 VAC ( AC/DC ADAPTOR ) |
| Test Specification: | according to subpart B |
| Comment 1: | Dist.: 3m, Ant.: HK 116 |
| | Freq:198.297MHz Emax:41.55dBµV/m RBW: 100 kHz |

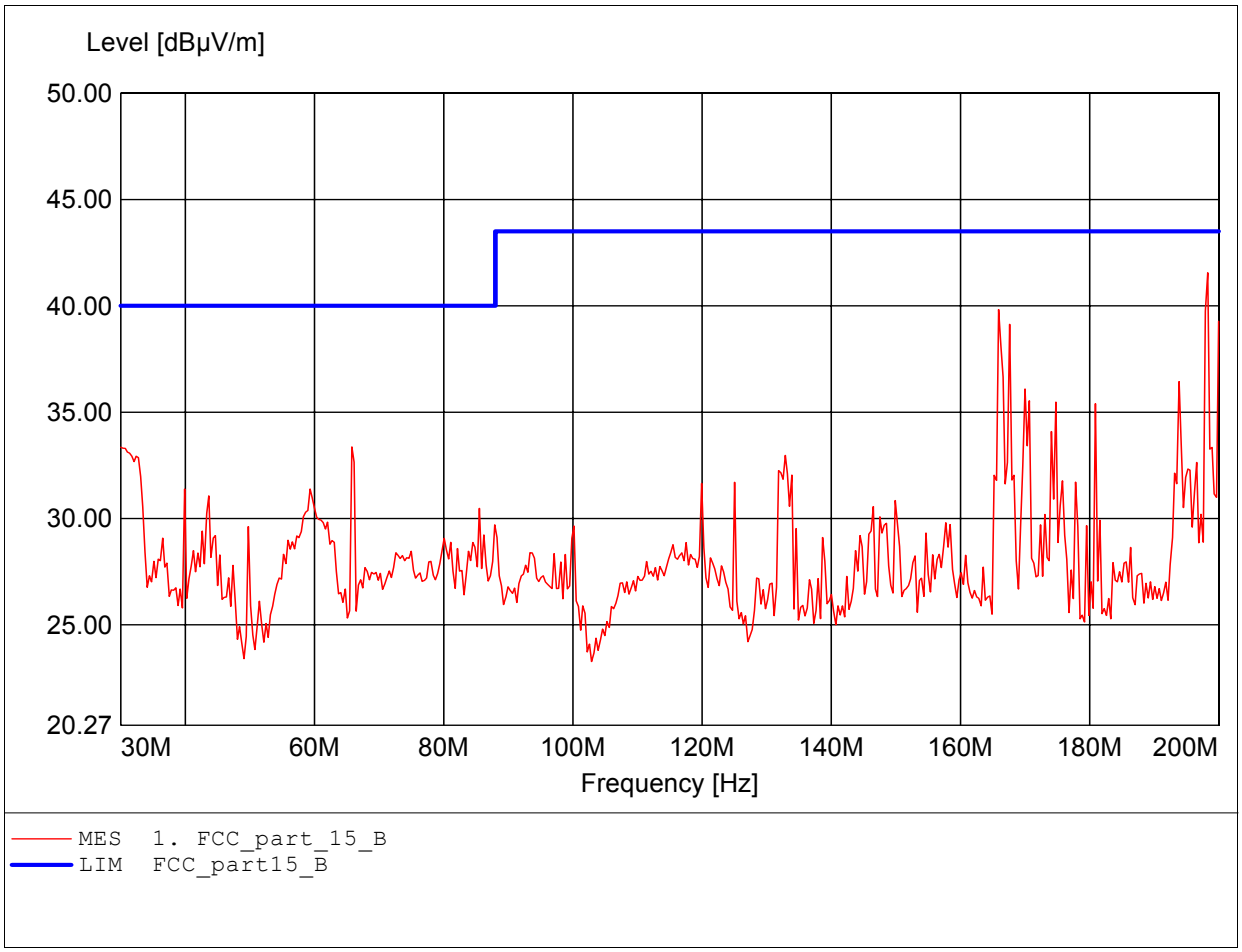

***Field Strength under normal conditions***

***FCC RULES PART 15, SUBPART B***

| | |
|---|---|
| EUT: | Wireless Multimedia System |
| MODEL NO.: | WMS 100 Receiver (Line) |
| Approval Holder: | YUAN High-Tech Development Co., Ltd. |
| Test Site / Operator: | ETS / Dennis |
| Temperature/Voltage: | Temp.: 23°C/ Unom.: 120 VAC ( AC/DC ADAPTOR ) |
| Test Specification: | according to subpart B |
| Comment 1: | Dist.: 3m, Ant.: HL 223, ampl. |
| | Freq:749.900MHz Emax:46.33dBµV/m RBW: 100 kHz |

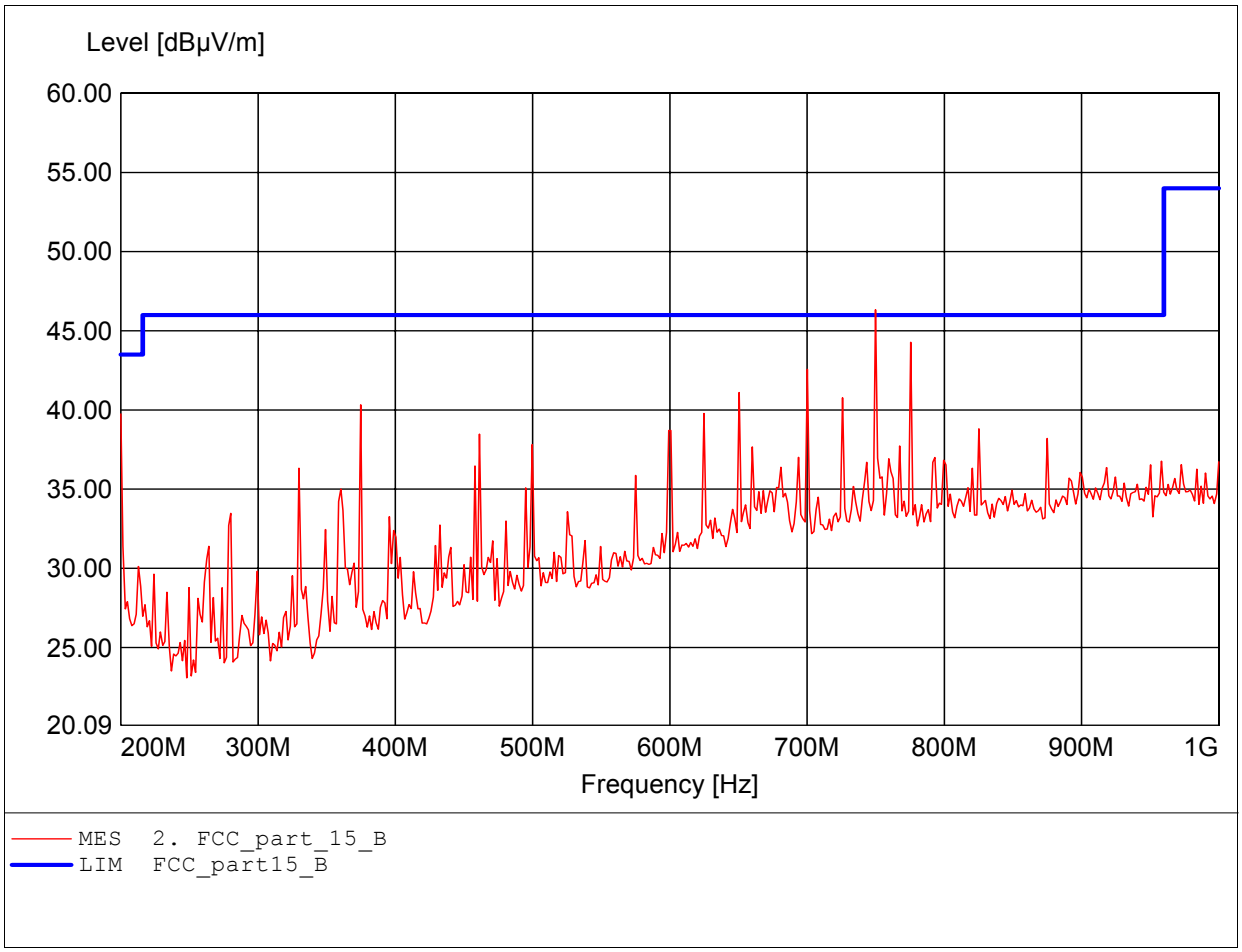

***Field Strength under normal conditions***

***FCC RULES PART 15, SUBPART B***

| | |
|---|---|
| EUT: | Wireless Multimedia System |
| MODEL NO.: | WMS 100 Receiver (Line) |
| Approval Holder: | YUAN High-Tech Development Co., Ltd. |
| Test Site / Operator: | ETS / Dennis |
| Temperature/Voltage: | Temp.: 23°C/ Unom.: 120 VAC ( AC/DC ADAPTOR ) |
| Test Specification: | according to subpart B |
| Comment 1: | Dist.: 3m, Ant.: HK 116 |
| | Freq:198.297MHz Emax:42.96dBµV/m RBW: 100 kHz |

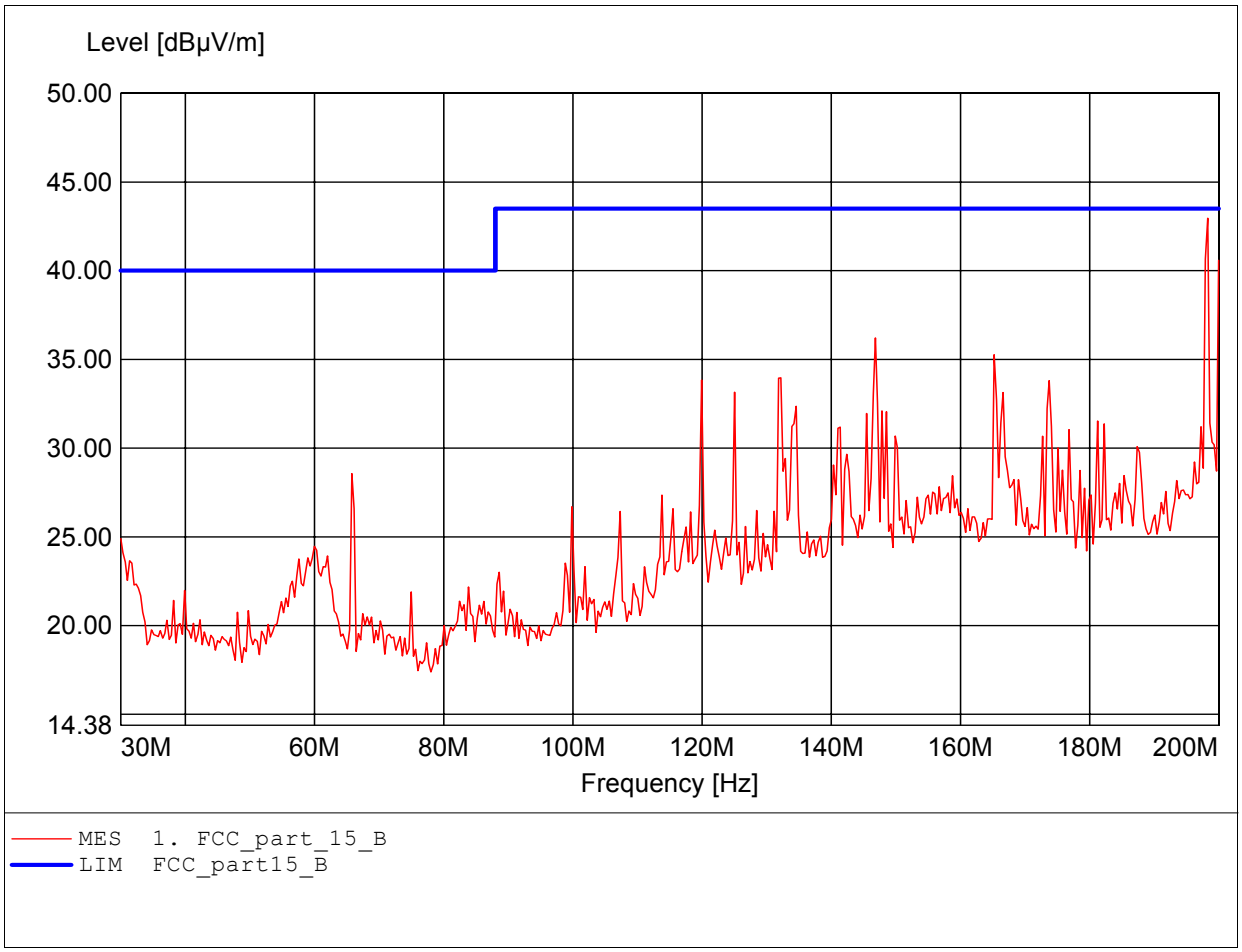

## *Field Strength under normal conditions*

## *FCC RULES PART 15, SUBPART B*

| | |
|---|---|
| EUT: | Wireless Multimedia System |
| MODEL NO.: | WMS 100 Receiver (Line) |
| Approval Holder: | YUAN High-Tech Development Co., Ltd. |
| Test Site / Operator: | ETS / Dennis |
| Temperature/Voltage: | Temp.: 23°C/ Unom.: 120 VAC ( AC/DC ADAPTOR ) |
| Test Specification: | according to subpart B |
| Comment 1: | Dist.: 3m, Ant.: HL 223, ampl. |
| | Freq:749.900MHz Emax:46.27dBµV/m RBW: 100 kHz |

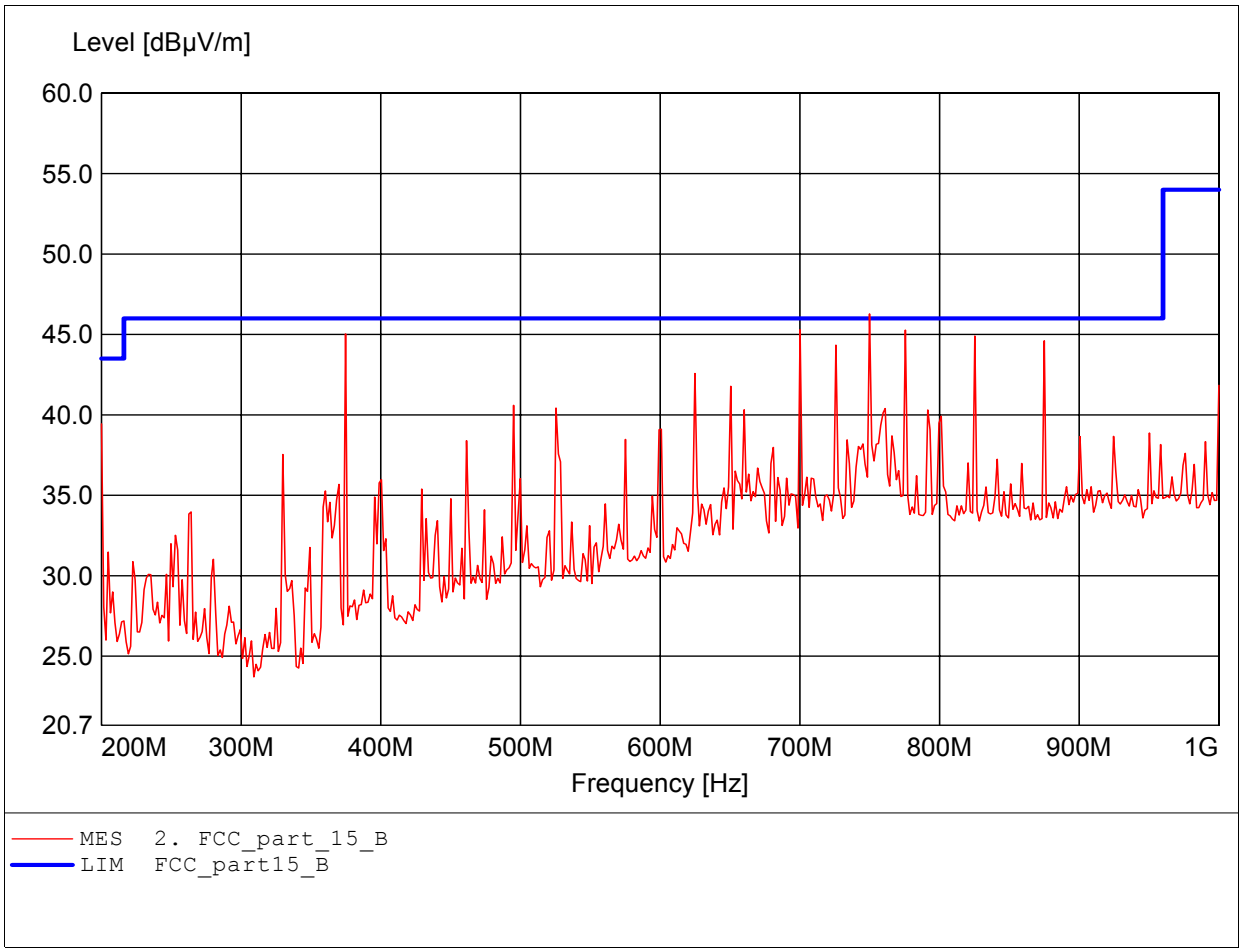

**Appendix G**

Power Line Conducted Emission

The measurement diagram are wideband pre-scan results; only for reference.

***EMI voltage test in the ac-mains according to FCC Part 15***

***Class B***

| | |
|---|---|
| EUT: | Wireless Multimedia System |
| Approval Holder: | YUAN High-Tech Development Co., Ltd. |
| Operating Condition: | Unom : 120VAC (ac/dc adaptor) , Tnom : 23 °C |
| Test Site: | ETS |
| Operator: | Pann |
| Test Specification: | V-network: ESH3-Z5 N |
| Comment: | model: WMS 100 Receiver (Wireless) mode: active |

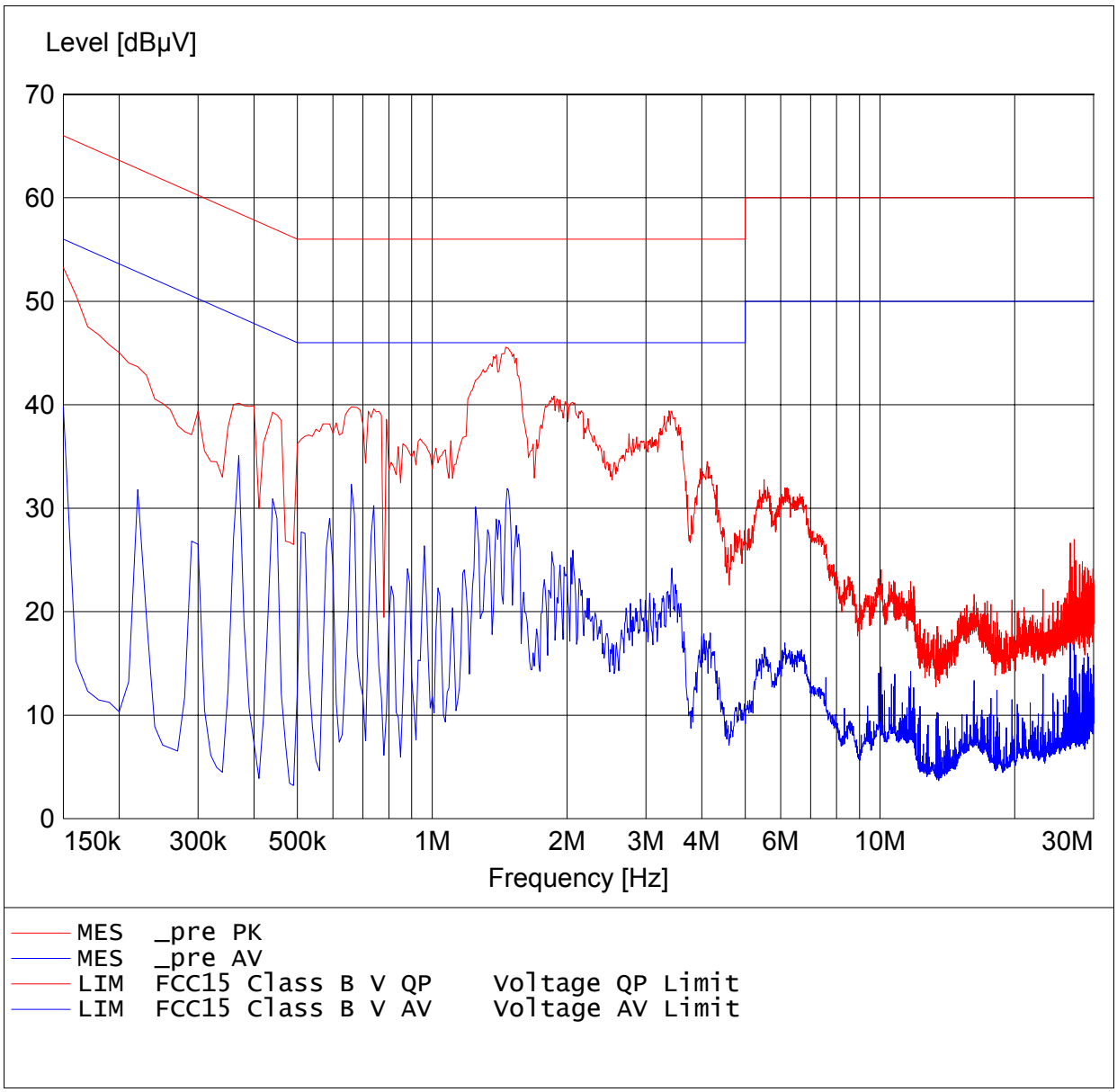

***EMI voltage test in the ac-mains according to FCC Part 15***

***Class B***

| | |
|---|---|
| EUT: | Wireless Multimedia System |
| Approval Holder: | YUAN High-Tech Development Co., Ltd. |
| Operating Condition: | Unom : 120VAC (ac/dc adaptor) , Tnom : 23 °C |
| Test Site: | ETS |
| Operator: | Pann |
| Test Specification: | V-network: ESH3-Z5 L1 |
| Comment: | model: WMS 100 Receiver (Wireless) mode: active |

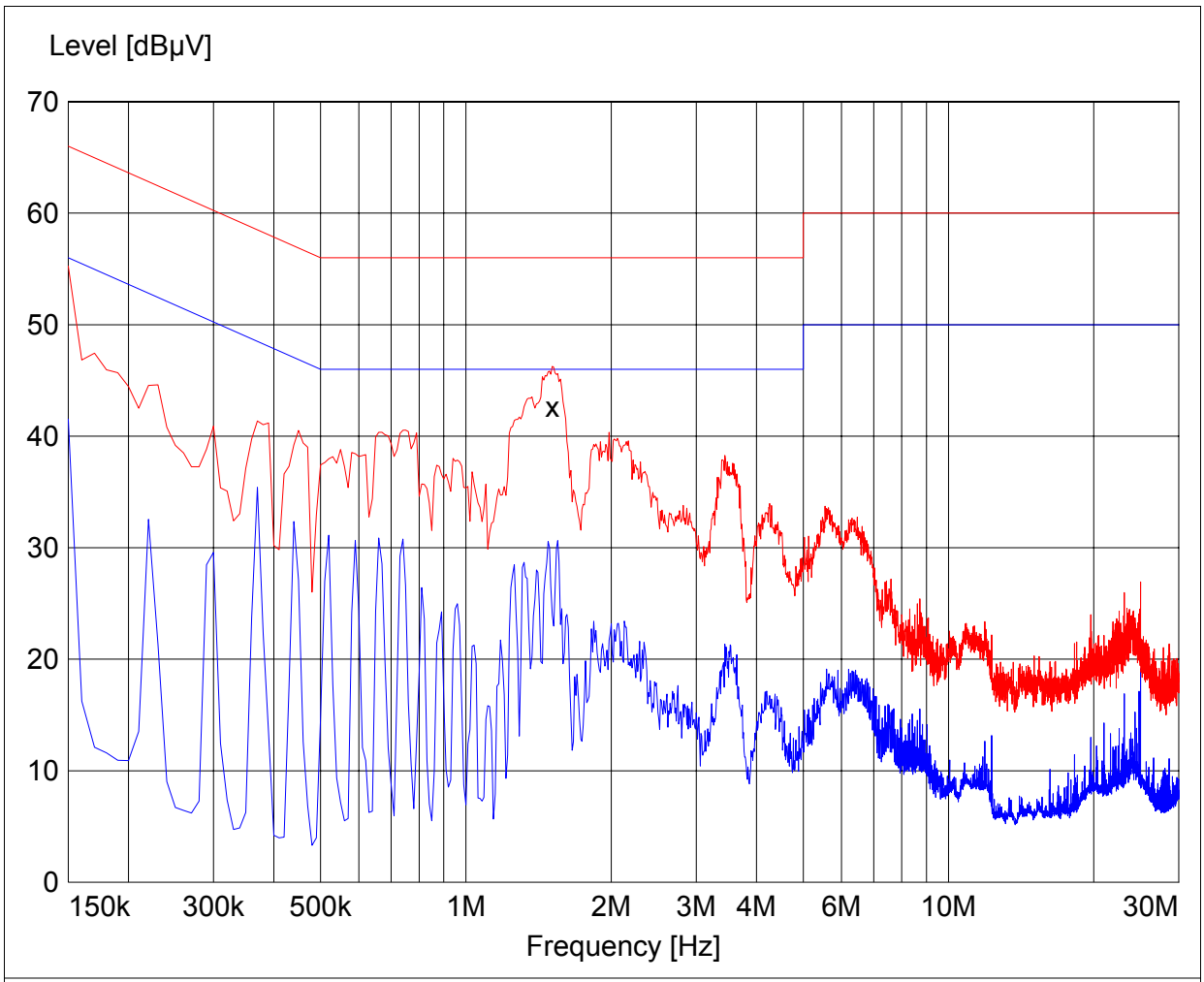


x x MES _fin QP
MES _pre PK
MES _pre AV
LIM FCC15 Class B V QP Voltage QP Limit
LIM FCC15 Class B V AV Voltage AV Limit

***EMI voltage test in the ac-mains according to FCC Part 15***

***Class B***

| | |
|---|---|
| EUT: | Wireless Multimedia System |
| Approval Holder: | YUAN High-Tech Development Co., Ltd. |
| Operating Condition: | Unom : 120VAC (ac/dc adaptor) , Tnom : 23 °C |
| Test Site: | ETS |
| Operator: | Pann |
| Test Specification: | V-network: ESH3-Z5 L1 |
| Comment: | model: WMS 100 Receiver (Wireless) mode: active |

***MEASUREMENT RESULT: "_fin QP"***

11/25/05 6:27PM

| Frequency MHz | Level dBµV | Transd dB | Limit dBµV | Margin dB | Line | PE |
|---|---|---|---|---|---|---|
| 1.510000 | 42.60 | 10.1 | 56 | 13.4 | --- | --- |

## *EMI voltage test in the ac-mains according to EN 55022*

| | |
|---|---|
| EUT: | Wireless Multimedia System |
| Approval Holder: | YUAN High-Tech Development Co., Ltd. |
| Operating Condition: | Unom : 120 VAC (ac/dc adaptor) , Tnom : 23.6°C |
| Test Site: | ETS |
| Operator: | Catey |
| Test Specification: | V-network: ESH3-Z5 N |
| Comment: | model: WMS 100 Receiver (Line) mode: active |

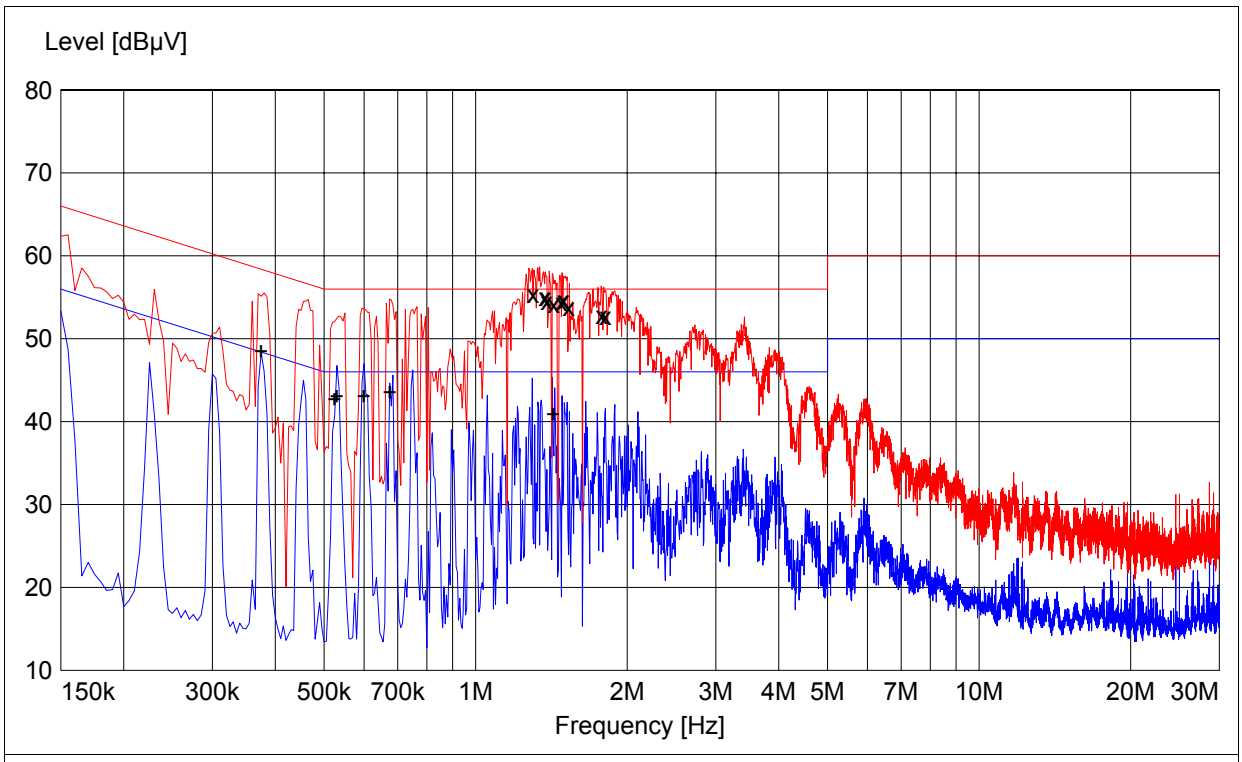


x x MES _fin QP
+ + MES _fin AV
MES _pre PK
MES _pre AV
LIM EN 55022 V QP Voltage QP Limit
LIM EN 55022 V AV Voltage AV Limit

## *EMI voltage test in the ac-mains according to EN 55022*

EUT: Wireless Multimedia System
Approval Holder: YUAN High-Tech Development Co., Ltd.
Operating Condition: Unom : 120 VAC (ac/dc adaptor) , Tnom : 23.6°C
Test Site: ETS
Operator: Catey
Test Specification: V-network: ESH3-Z5 N
Comment: model: WMS 100 Receiver (Line) mode: active

### *MEASUREMENT RESULT: "_fin AV"*

12/19/05 5:27PM

| Frequency MHz | Level dBµV | Transd dB | Limit dBµV | Margin dB | Line | PE |
|---|---|---|---|---|---|---|
| 0.375000 | 47.70 | 19.5 | 48 | 0.3 | --- | --- |
| 0.525000 | 45.00 | 19.5 | 46 | 1.0 | --- | --- |
| 0.530000 | 45.30 | 19.5 | 46 | 0.7 | --- | --- |
| 0.600000 | 45.30 | 19.5 | 46 | 0.7 | --- | --- |
| 0.675000 | 45.80 | 19.5 | 46 | 0.2 | --- | --- |
| 0.755000 | 44.20 | 19.5 | 46 | 1.8 | --- | --- |
| 1.425000 | 43.10 | 19.5 | 46 | 2.9 | --- | --- |

### *MEASUREMENT RESULT: "_fin QP"*

12/19/05 5:27PM

| Frequency MHz | Level dBµV | Transd dB | Limit dBµV | Margin dB | Line | PE |
|---|---|---|---|---|---|---|
| 1.300000 | 55.40 | 19.5 | 56 | 0.6 | --- | --- |
| 1.370000 | 55.80 | 19.5 | 56 | 0.2 | --- | --- |
| 1.385000 | 55.20 | 19.5 | 56 | 0.8 | --- | --- |
| 1.430000 | 55.60 | 19.5 | 56 | 0.4 | --- | --- |
| 1.480000 | 55.40 | 19.5 | 56 | 0.6 | --- | --- |
| 1.495000 | 55.50 | 19.5 | 56 | 0.5 | --- | --- |
| 1.530000 | 56.00 | 19.5 | 56 | 0.0 | --- | --- |
| 1.780000 | 55.10 | 19.5 | 56 | 0.9 | --- | --- |

## *EMI voltage test in the ac-mains according to EN 55022*

| | |
|---|---|
| EUT: | Wireless Multimedia System |
| Approval Holder: | YUAN High-Tech Development Co., Ltd. |
| Operating Condition: | Unom : 120 VAC (ac/dc adaptor) , Tnom : 23.6°C |
| Test Site: | ETS |
| Operator: | Catey |
| Test Specification: | V-network: ESH3-Z5 L1 |
| Comment: | model: WMS 100 Receiver (Line) mode: active |

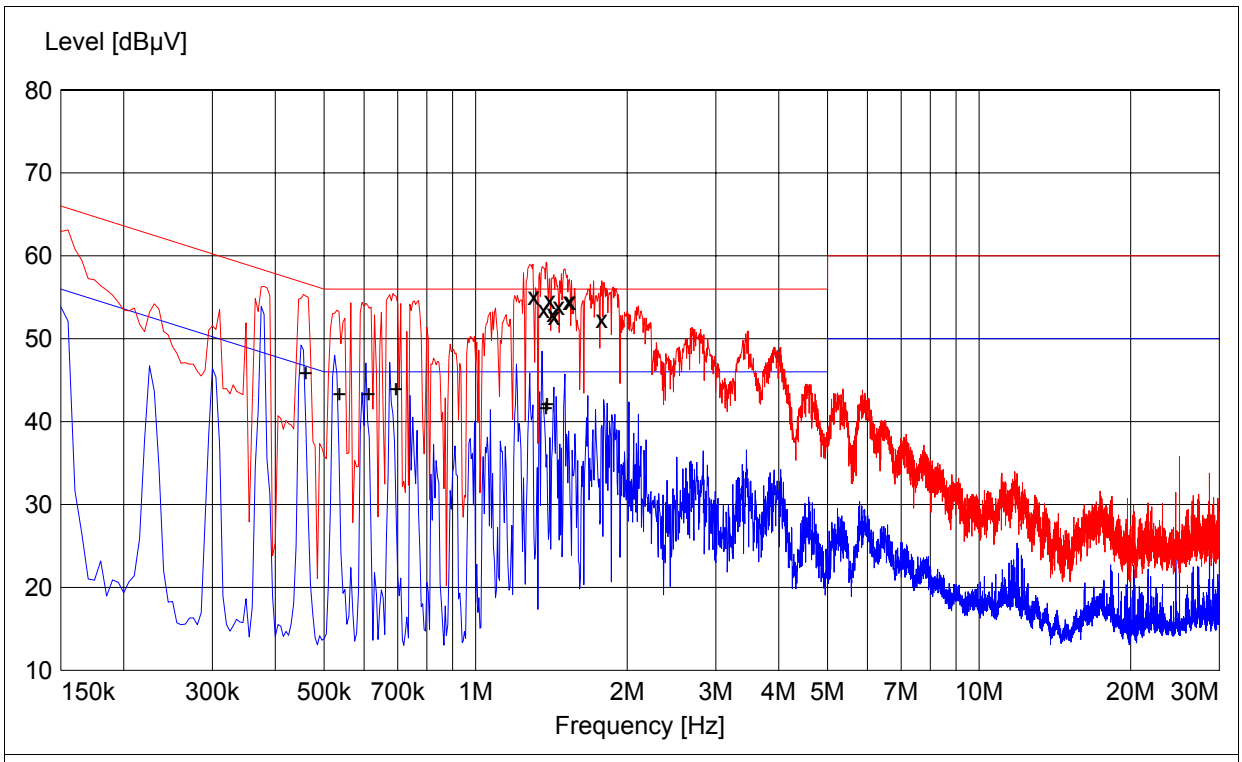


x x MES _fin QP
+ + MES _fin AV
MES _pre PK
MES _pre AV
LIM EN 55022 V QP Voltage QP Limit
LIM EN 55022 V AV Voltage AV Limit

## *EMI voltage test in the ac-mains according to EN 55022*

EUT: Wireless Multimedia System
Approval Holder: YUAN High-Tech Development Co., Ltd.
Operating Condition: Unom : 120 VAC (ac/dc adaptor) , Tnom : 23.6°C
Test Site: ETS
Operator: Catey
Test Specification: V-network: ESH3-Z5 L1
Comment: model: WMS 100 Receiver (Line) mode: active

### *MEASUREMENT RESULT: "_fin AV"*

12/19/05 5:09PM

| Frequency MHz | Level dBµV | Transd dB | Limit dBµV | Margin dB | Line | PE |
|---|---|---|---|---|---|---|
| 0.450000 | 46.10 | 19.5 | 47 | 0.9 | --- | --- |
| 0.525000 | 45.80 | 19.5 | 46 | 0.2 | --- | --- |
| 0.600000 | 45.70 | 19.5 | 46 | 0.3 | --- | --- |
| 0.605000 | 45.70 | 19.5 | 46 | 0.3 | --- | --- |
| 0.680000 | 45.20 | 19.5 | 46 | 0.8 | --- | --- |
| 1.355000 | 45.10 | 19.5 | 46 | 0.9 | --- | --- |

### *MEASUREMENT RESULT: "_fin QP"*

12/19/05 5:09PM

| Frequency MHz | Level dBµV | Transd dB | Limit dBµV | Margin dB | Line | PE |
|---|---|---|---|---|---|---|
| 1.275000 | 55.40 | 19.5 | 56 | 0.6 | --- | --- |
| 1.335000 | 55.50 | 19.5 | 56 | 0.5 | --- | --- |
| 1.370000 | 55.40 | 19.5 | 56 | 0.6 | --- | --- |
| 1.390000 | 56.00 | 19.5 | 56 | 0.0 | --- | --- |
| 1.400000 | 55.70 | 19.5 | 56 | 0.3 | --- | --- |
| 1.430000 | 55.10 | 19.5 | 56 | 0.9 | --- | --- |
| 1.495000 | 55.50 | 19.5 | 56 | 0.5 | --- | --- |
| 1.505000 | 55.50 | 19.5 | 56 | 0.5 | --- | --- |
| 1.780000 | 55.30 | 19.5 | 56 | 0.7 | --- | --- |

**Appendix H**

Pictures