ETS Dr.Genz Taiwan PS Co., Ltd.

FCC Registration No.: 930600

Industry Canada filed test laboratory Reg. No. IC 5679

Accredited Testing Laboratory

A2LA Cert.No.: 2300.01

PTCRB Accredited Type Certification Test House

FCC

TEST - REPORT

FCC PART 15 for U-NII devices

FCC ID: TSTWV100

Test report no.: W6M20511-6291-E-54

ETS DR.GENZ TAIWAN PS CO., LTD.
6F, NO. 58, LANE 188, RUEY-KUANG RD., NEIHU, TAIPEI 114, TAIWAN, R.O.C.
PHONE 886-2-66068877 FAX 886-2-66068879

Registration number: W6M20511-6291-E-54
FCC ID: TSTWV100

TABLE OF CONTENTS

1 GENERAL INFORMATION 4

1.1 NOTES 4
1.2 TESTING LABORATORY 5
1.2.1 Location 5
1.2.2 Details of accreditation status 5
1.3 DETAILS OF APPROVAL HOLDER 5
1.4 APPLICATION DETAILS 6
1.5 GENERAL INFORMATION OF TEST ITEM 6
1.6 TEST STANDARDS 8

2 TECHNICAL TEST 9

2.1 SUMMARY OF TEST RESULTS 9
2.2 TEST ENVIRONMENT 9
2.3 TEST EQUIPMENT LIST 10
2.4 TEST PROCEDURE 13
2.4.1 Emission Bandwidth, FCC 15.407 (a) 13
2.4.2 Peak Transmit Power, FCC 15.407 (a) (1,2,3,4) 13
2.4.3 Peak Power Spectral Density, FCC 15.407 (a) (1,2,4,5) 13
2.4.4 Ratio of the Peak Excursion of the modulation envelope, FCC 15.407 (a)(6) 14
2.4.5 Peak Emission outside the frequency bands of operation, FCC 15.205, 15.209, ... 14
15.407 (b) 14
2.4.6 Automatic Discontinuation of transmission, FCC 15.407 (c) 14
2.4.7 Reserved, FCC 15.407 (d) 15
2.4.8 Indoor Operation, Restriction, FCC 15.407 (e) 15
2.4.9 Radio Frequency Radiation Exposure, FCC 15.407 (f) 15
2.4.10 Frequency Stability, FCC 15.407 (g) 15
2.4.11 Spurious Emission related to AC power line, FCC 15.107, 15.207 15

3 TEST RESULTS (ENCLOSURE) 16

3.1 EMISSION BANDWIDTH. FCC 15.407 (A) 17
3.2 PEAK TRANSMIT POWER, FCC 15.407 (A) (1,2,3,4) 18
3.3 PEAK POWER SPECTRAL DENSITY, FCC 15.407 (A) (1,2,4,5) 19
3.4 RATIO OF THE PEAK EXCURSION OF THE MODULATION ENVELOPE, FCC 15.407 (A)(6) 20
3.5 PEAK EMISSION OUTSIDE THE FREQUENCY BANDS OF OPERATION, FCC 15.205, 15.209, ... 21
15.407 (B) 21
3.6 AUTOMATIC DISCONTINUATION OF TRANSMISSION, FCC 15.407 (C) 23
3.7 RESERVED, FCC 15.407 (D) 23
3.8 INDOOR OPERATION RESTRICTION, FCC 15.407 (E) 23
3.9 RADIO FREQUENCY RADIATION EXPOSURE, FCC 15.407 (F) 24
3.10 FREQUENCY STABILITY, FCC 15.407 (G) 25
3.11 RADIATED EMISSIONS FROM RECEIVER SECTION OF TRANSCEIVER 26
3.12 SPURIOUS EMISSIONS RELATED TO AC POWER LINE, FCC 15.107, 15.207 31

APPENDIX 35

APPENDIX A 36

APPENDIX B 37
APPENDIX C 38
APPENDIX D 39
APPENDIX E 40
APPENDIX F 41
APPENDIX G 42
APPENDIX H 43
APPENDIX I 44
APPENDIX J 45

Registration number: W6M20511-6291-E-54
FCC ID: TSTWV100

1 General Information

1.1 Notes

The purpose of conformity testing is to increase the probability of adherence to the essential requirements or conformity specifications, as appropriate.
The complexity of the technical specifications, however, means that full and thorough testing is impractical for both technical and economic reasons.
Furthermore, there is no guarantee that a test sample which has Passed all the relevant tests conforms to a specification.
Neither is there any guarantee that such a test sample will interwork with other genuinely open systems.
The existence of the tests nevertheless provides the confidence that the test sample possesses the qualities as maintained and that is performance generally conforms to representative cases of communications equipment.

The test results of this test report relate exclusively to the item tested as specified in 1.5.
The test report may only be reproduced or published in full.
Reproduction or publication of extracts from the report requires the prior written approval of the ETS DR. GENZ TAIWAN PS CO., LTD.

Specific Conditions:
Usage of the hereunder tested device in combination with other integrated or external antennas requires at least additional output power measurements, spurious emission measurements, conducted emission measurements (AC supply lines) and radio frequency exposure evaluations for each individual configuration performed, for certification by FCC.
The test sample is able to work according IEEE 802.11 a,b,g.
This report is related to FCC Part 15 E (UNII device, IEEE 802.11a) only and do not cover requirements for other parts like FCC Part 15 C (e.g. for IEEE 802.11 b,g).

Tester:

Date	ETS-Lab.	Name	Signature
19.12.2005		Jay Chaing	Jay Chaing

Technical responsibility for area of testing:

Date	ETS	Name	Signature
19.12.2005		Steven Chung	Steven Chuang

1.2 Testing laboratory

1.2.1 Location

OATS
No.5-1, Shuang Sing Village,
LiShuei Rd., Wanli Township,
Taipei County 207, Taiwan (R.O.C.)

Company
ETS Dr.Genz Taiwan PS Co., Ltd.
6F, NO. 58, LANE 188, RUEY-KUANG RD.
NEIHU, TAIPEI 114, TAIWAN R.O.C.
Tel : 886-2-66068877
Fax : 886-2-66068879

1.2.2 Details of accreditation status

Accredited testing laboratory

A2LA-registration number: 2300.01

FCC filed test laboratory Reg. No. 930600

Industry Canada filed test laboratory Reg. No. IC 5679

PTCRB Accredited Type Certification Test House

1.3 Details of approval holder

Name	: YUAN High-Tech Development Co., Ltd.
Street	: 18F, No.88, Sec.2, Chung Hsiao E.Rd.
Town	: Taipei
Country	: Taiwan, R.O.C.
Telephone	: +886-2-23921233#252
Fax	: +886-2-23921358
Contact	: Mr. Kevin Chang
Telephone	: +886-2-23921233

Registration number: W6M20511-6291-E-54
FCC ID: TSTWV100

1.4 Application details

Date of receipt of application : 08.11.2005
Date of receipt of test item : 08.11.2005
Date of test : from 08.11.2005 to 19.12.2005

1.5 General information of Test item

Type of test item : Wireless Multimedia System
Model Number : WMS 100 Receiver

Serial number : without
Photos : see Annex

Technical data

Frequency band :

Band (GHz)	Operating Channel numbers	Channel center Frequency (MHz)	Supported by Test item
U-NII lower band (5.15 – 5.25)	36 40 44 48	5180 5200 5220 5240	☒Yes / ☐No
U-NII middle band (5.25 – 5.35)	52 56 60 64	5260 5280 5300 5320	☐Yes / ☒No
U-NII (new) band (5.470 – 5.725)	100 104 108 112 116 120 124 128 132 136 140	5500 5520 5540 5560 5580 5600 5620 5640 5660 5680 5700	☐Yes / ☒No
U-NII upper band (5.725 – 5.825)	149 153 157 161	5745 5765 5785 5805	☐Yes / ☒No
U-NII lower and middle band (5.15 – 5.35)	42 50 58	5210 5250 5290	☐Yes / ☒No

Registration number: W6M20511-6291-E-54
FCC ID: TSTWV100

Operating modes : duplex
Type of modulation : DSSS/ OFDM

Date rate (Mbits / s)	Modulation	Supported by Test item
6	BPSK	☒Yes / ☐No
18	QPSK	☒Yes / ☐No
36	16-QAM	☒Yes / ☐No
54	64-QAM	☒Yes / ☐No

Fixed point to point operation : Yes / No
Antenna : Flying Lead Swivel Antenna
Antenna gain : 2 dBi
Power supply Input : 120 VAC (ac/dc adaptor)
Output : 5 VDC
Emission designator : 25M2W7D

Host device: none

Classification :

Fixed Device	☒
Mobile Device (Human Body distance ＞ 20cm)	☐
Portable Device (Human Body distance ＜ 20cm)	☐

Manufacturer:
(if applicable)

Name : ./.
Street : ./.
Town : ./.
Country : ./.

1.6 Test standards

Technical standard : FCC RULES PART 15 E

Additional information: For this report the function according IEEE 802.11a is considered only. The scheme for frequency generation, spectrum spreading, receiver parameters, synchronization procedure, and other parameters are determined by the mentioned standard above. This test report is according to customer's request. A shield cable ,"SUNF PU E132276-A (UL) CM 75 °C 4PR 24AWG CSA LL64151-A CMG FTA CAT.5E PATCH CORD" with two ferrite cores was employed during this test. These two cores information are as followings: Manufacturer Name: King Core Electronics Inc. Model Number A: KCF-130-B
Model Number B: KCF-100-B

Registration number: W6M20511-6291-E-54
FCC ID: TSTWV100

2 Technical test

2.1 Summary of test results

No deviations from the technical specification(s) were ascertained in the course of the tests performed. ☒

or

The deviations as specified in 2.5 were ascertained in the course of the tests performed. ☐

2.2 Test environment

Temperature	: 23 °C		
Relative humidity content	: 20 ... 75 %		
Air pressure	: 86 ... 103 kPa		
Details of power supply	: 120 VAC (ac/dc adaptor)		
	: 5 VDC		
Extreme conditions parameters	: test voltage / temp extreme	min :	102VAC / -10°C
		max :	138VAC / 40°C

Registration number: W6M20511-6291-E-54
FCC ID: TSTWV100

2.3 Test Equipment List

No.	Test equipment	Type	Serial No.	Manufacturer	Next Cal. Date
ETSTW-CE 001	EMI TEST RECEIVER	ESHS10	842121/013	R&S	2005/11/8
ETSTW-CE 002	PREREULATOR MODE DC POWER SUPPLY				
ETSTW-CE 003	AC POWER SOURCE	APS-9102	D161137	GW	
ETSTW-CE 004	ZWEILEITER-V-NETZNACHBILDUNG TWO-LINE V-NETWORK	ESH3-Z5	840731/011	R&S	2006/11/8
ETSTW-CE 005	Line-Impedance Stabilisation Network	NNBM 8126D	137	Schwarzbeck	2006/11/3
ETSTW-CE 006	IMPULS-BEGRENZER PULSE LIMITER	ESH3-Z2	100226	R&S	2006/11/10
ETSTW-CE 007	SPECTRUM ANALYZER 5GHz	FSB	849670/001	R&S	
ETSTW-CE 008	ABSORBING CLAMP	MDS 21	3469	ABSORPTIONS-MESSWANDLER-ZANGE	2006/11/4
ETSTW-CE 009	TEMP.&HUMIDITY CHAMBER	GTH-225-40-1P-U	MAA0305-009	GIANT FORCE	2005/5/10
ETSTW-CE 010	Comb Generator-conducted			ETS	
ETSTW-CE 011	Power Line Conducted Emission Only			ETS	
ETSTW-CE 012	Dual-Phase-V-Network	NNB-2/16Z	03/10201	Telemeter	2006/4/11
ETSTW-CS 001	SIGNAL GENERATOR	SMX	849254/003	R&S	2005/10/31
ETSTW-CS 002	COUPLING AND DECOUPLING NETWORK	CDN S751	19263	SCHAFFNER	2006/11/3
ETSTW-CS 003	COUPLING AND DECOUPLING NETWORK	CDN T400	19820	SCHAFFNER	2006/11/3
ETSTW-CS 004	COUPLING AND DECOUPLING NETWORK	CDN M016	20053	SCHAFFNER	2006/11/3
ETSTW-CS 005	RF Power Amplifier	100A250A	306547	AR	2005/11/3
ETSTW-CS 006	Terminal 50Ω Load	50T-116 M		JFW	
ETSTW-CS 007	Terminal 50Ω Load	50T-116 F		JFW	
ETSTW-CS 008	6 dB Attenautor	HFP-5100-3/06 N M/F	2010876106		
ETSTW-RE 001	Controller	CD 1000	C01000/154/867 /004/L	Heinrich Deisel	
ETSTW-RE 002	Function Generator	33220A	MY43004982	Agilent	2005/11/3
ETSTW-RE 003	EMI TEST RECEIVER	ESI	831438/001	R&S	2005/11/16
ETSTW-RE 004	EMI TEST RECEIVER	ESI	831459/012	R&S	2005/11/9
ETSTW-RE 005	EMI TEST RECEIVER	ESVS10	843207/020	R&S	2005/11/1
ETSTW-RE 008	Controller	HD100	C0100-L/047/ 6670703/L	Heinrich Deisel	
ETSTW-RE 009	Controller	HD100	100/341	Heinrich Deisel	
ETSTW-RE 010	PROGRAMMABLE LINEAR POWER SUPPLY	LPS-305	30503070181	MOTECH	
ETSTW-RE 011	PROGRAMMABLE LINEAR POWER SUPPLY	LPS-305	30503070165	MOTECH	
ETSTW-RE 012	TUNABLE BANDREJECT FILTER	D.C 0309	146	K&L	
ETSTW-RE 013	TUNABLE BANDREJECT FILTER	D.C 0036	397	K&L	
ETSTW-RE 014	DUAL TRACKING WITH 5V FIXED	GPC-3030D		GW	
ETSTW-RE 015	ANTENNA	HK116	841489/003	R&S	
ETSTW-RE 016	ANTENNA	HL223	848953/006	R&S	
ETSTW-RE 017	ANTENNA	HL025	352886/001	R&S	
ETSTW-RE 018	ANTENNA	AT4560	27212	AR	2006/11/7
ETSTW-RE 019	ANTENNA , HORN	22240-25	121074	FM	

ETSTW-RE 020	MICROWAVE HORN ANTENNA	AT4002A	306915	AR	
ETSTW-RE 021	SWEEP GENERATOR	SWM05	835130/010	R&S	2005/11/10
ETSTW-RE 022	AMPLIFIER	8447D	2944A09837	Agilent	2005/11/1
ETSTW-RE 023	Shielded room	SR 1		Frankonia	
ETSTW-RE 024	Anechoic Chamber	CHC 1		Frankonia	
ETSTW-RE 025	Anechoic Chamber	CHC 2		Frankonia	
ETSTW-RE 026	Open Area Test Site	10m		ETS	
ETSTW-RE 027	Passive Loop Antenna	6512	34563	EMCO	2006/6/29
ETSTW-RE 028	Log-Periodic DipoleArray Antenna	3148	34429	EMCO	2006/6/14
ETSTW-RE 029	Biconical Antenna	3109	33524	EMCO	2006/6/16
ETSTW-RE 030	Double-Ridged Waveguide Horm Antenna	3117	35224	EMCO	2006/5/4
ETSTW-RE 031	Comb Generator-radiated			ETS	
ETSTW-RE 032	Millivoltmeter	URV 55	849086/013	R&S	2005/11/17
ETSTW-RE 033	4CH 1GHz 5GS/s DSO	WAVERUNNER 6100A	LCRY0604P14508	LeCory	
ETSTW-RE 034	Power Sensor	URV5-Z4	839313/006	R&S	2005/11/17
ETSTW-RE 035	1.5GHz Active Voltage Probe	HFP1500	2332	LeCory	
ETSTW-RE 036	100MHz High Voltage Diff Probe	ADP305	3305	LeCory	
ETSTW-RE 037	Log-Periodic DipoleArray Antenna	3148	00034546	EMCO	2006/11/17
ETSTW-RE 038	Log-Periodic DipoleArray Antenna	3148	00034547	EMCO	2006/11/17
ETSTW-RE 039	Biconical Antenna	3110B	41760	EMCO	2006/11/17
ETSTW-RE 040	Biconical Antenna	3110B	41761	EMCO	2006/11/17
ETSTW-RE 041	Anechoic Chamber	CHC 3		Frankonia	
ETSTW-RE 042	ANTENNA	HK116	100172	R&S	2007/1/13
ETSTW-RE 043	ANTENNA	HL223	100166	R&S	2006/4/15
ETSTW-RE 044	ANTENNA	HL050	100094	R&S	
ETSTW-RE 048	Triple Loop Antenna	HXYZ 9170	HXYZ 9170-134	Schwarzbeck	2006/3/21
ETSTW-RE 049	TRILOG Super Broadband test Antenna	VULB 9160	9160-3185	Schwarzbeck	2007/5/18
ETSTW-EMI 001	HARMONICS 1000	HAR1000-1P	93	EMC-PARTNER	2005/11/17
ETSTW-EMS 001	Clamp BASELSTRASSE 160 CH-4242 LAUFEN	CN-EFT1000	354	EMC-PARTNER	2005/11/1
ETSTW-EMS 002	Frequency Converter	YF-6020	0308014		
ETSTW-EMS 003	EMC Immunity Test System	TRA2000IN6	579	EMC-PARTNER	2005/11/1
ETSTW-EMS 004	ESD generator minizap	ESD2000	016	EMC-PARTNER	2005/11/1
ETSTW-EMS 005	Attenautor (50Ω)	VERI50	051	EMC-PARTNER	2006/8/30
ETSTW-EMS 006	Attenautor (1 KΩ)	VERI1K	019	EMC-PARTNER	2006/10/20
ETSTW-EMS 007	20GΩ Divider	ESD-VERI-V	021	EMC-PARTNER	2006/3/16
ETSTW-RS 001	14" COLOR VIDEO MONITOR	TP-1480HR	P009799	TOPICA	
ETSTW-RS 002	14" COLOR VIDEO MONITOR	TP-1480HR	P009814	TOPICA	
ETSTW-RS 003	RF Power Amplifier	30S1G3	306933	AR	
ETSTW-RS 004	RF Power Amplifier	150W1000	307009	AR	2005/11/18
ETSTW-RS 005	Electric Field Probe Type 8.3	EMR-20	BN 2244/20	GW	2005/9/3
ETSTW-RS 006	SIGNAL GENERATOR	SML03	101551	R&S	2005/11/15
ETSTW-RS 007	AUDIO ANALYZER	UPA3	843458/029	R&S	2005/11/15

ETSTW-EMS 008	Safety Test Solutions	ELT-400	E-0039	Narda	2006/1/3
ETSTW-EMS 009	Magnetic Field Antenna	MF1000-1	104	EMC-PARTNER	2006/12/2
ETSTW-GSM 01	SIM Simulator	IT3	B2004-50106	ORGA	
ETSTW-GSM 02	Universal Radio Communication Tester	CMU 200	103489	R&S	
ETSTW-GSM 03	Agilent 8960 Test Set 1	E5515C	GB44052675	Agilent	2006/7/13
ETSTW-GSM 04	Agilent 8960 Test Set 2	E5515C	GB44052665	Agilent	2006/7/13
ETSTW-GSM 05	Agilent 8960 Test Set 3	E5515C	GB44052652	Agilent	2006/7/16
ETSTW-GSM 06	Agilent 8960 Test Set 4	E5515C	GB44052684	Agilent	2006/7/15
ETSTW-GSM 07	Agilent 8960 Test Set 5	E5515C	GB44052658	Agilent	2006/7/13
ETSTW-GSM 08	Agilent 8960 Test Set 6	E5515C	GB44052666	Agilent	2006/7/15
ETSTW-GSM 09	Controler PC	Dell GX 270	700F61J	Dell	
ETSTW-GSM 10	Combiner Wessex / Anite	B4605/100	053	Wessex / Anite	2006/7/13
ETSTW-GSM 11	GSM 850,900,1800,1900 Test system	TS8950G		R&S	2005/10/31
ETSTW-GSM 12	Acoustical Calibrator	4231	2463874	Brüel&Kjær	2005/11/17
ETSTW-GSM 13	Conditioning Amplifier	2690--0S2	2437856	Brüel&Kjær	
ETSTW-GSM 14	Telephone Test Head	4602B	2465324	Brüel&Kjær	
ETSTW-GSM 15	Mouth Simulator	4227	2462516	Brüel&Kjær	
ETSTW-GSM 16	TEMP.&HUMIDITY CHAMBER	GTH-120-40-1P-U	MAA0501002	GIANT FORCE	2005/12/29
ETSTW-GSM 17	ANTENNT COPLER	CMU-Z10	100988	R&S	
ETSTW-GSM 18	AUDIO ANALYZER	UPL16	100173	R&S	2005/9/23
ETSTW-GSM 19	Band Reject Filter	WRCTF824/ 849-822/851-40 /12+9SS	3	WI	
ETSTW-GSM 20	Band Reject Filter	WRCD1747/1748-1743/1752-32/5SS	1	WI	
ETSTW-GSM 21	Band Reject Filter	WRCD1879.5/ 1880.5-1875.5/ 1884.5-32/5SS	3	WI	
ETSTW-GSM 22	Band Reject Filter	WRCT901.9/903.1 - 904.25-50/8SS	1	WI	

2.4 Test Procedure

The test procedures are performed following the test stands ANSI STANDARD C63.4 and Public Notice DA 02-2138 "Measurement Procedure for Peak Transmit Power in the Unlicensed National Information Infrastructure (U-NII) Bands".

2.4.1 Emission Bandwidth, FCC 15.407 (a)

The Emission Bandwidth "B" is the bandwidth at 26dB down relative to the maximum level of the modulated carrier. The result "B" is used for determining of Peak Power Transmit limits.
The measurement is performed according FCC Public Notice DA 02-2138.

The test are performed at frequency (low and high channels of EUT operating band), full rated power levels and all applicable data rates of the transmitter.

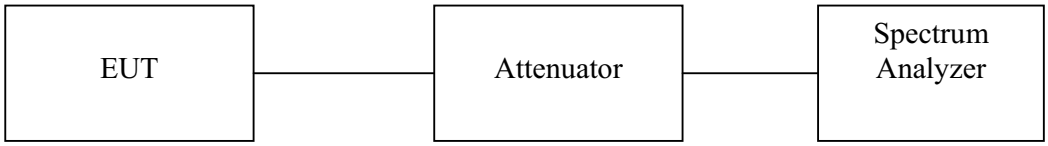

2.4.2 Peak Transmit Power, FCC 15.407 (a) (1,2,3,4)

Peak Transmit Power is the maximum transmit power as measured over an interval of time of at most 30/B or the transmission pulse duration of the device, whichever is less, under all conditions of modulation.
The applied FCC Public Notice DA 02-2138 describes three different methods to measure Peak Transmit Power.
If transmitting antenna of directional gain AG greater than 6 dBi are used, the Peak Transmit Power shall be reduced by the amount in dB that the directional gain of the antenna exceeds 6 dBi.
Fixed point-to-point U-NII devices operating in the band 5.725 – 5.825 GHz may employ transmitting antennas with directional gain AG up to 23 dBi without any corresponding reduction.
For antenna gains greater then 23 dBi, a 1 dB reduction in Peak Transmit Power for each 1 dB of antenna gain in excess of 23 dBi would required.

2.4.3 Peak Power Spectral Density, FCC 15.407 (a) (1,2,4,5)

The Peak Power Spectral Density is the maximum power spectral density, measured with a specified bandwidth, within the U-NII device operating band.
FCC Public Notice DA 02-2138 specifies two different methods for this conducted measuring at the antenna port. If the device can not connected directly, alternative techniques can be used.
If transmitting antennas of directional gain greater than 6 dBi are used, the Peak Power Spectral Density shall be reduced by the amount in dB that the directional gain of the antenna exceeds 6 dBi.

Fixed point-to-point U-NII devices operating in the band 5.725 – 5.825 GHz may employ transmitting antennas with directional gain up to 23 dBi without any corresponding reduction.
For antenna gains greater than 23 dBi, a 1 dB reduction in Peak Transmit Power for each 1 dB of antenna gain in excess of 23 dBi would required.

2.4.4 Ratio of the Peak Excursion of the modulation envelope, FCC 15.407 (a)(6)

The Ratio of the Peak Excursion of the modulation envelope to the Peak Transmit Power shall not exceed 13 dB across any 1 MHz bandwidth or the emission bandwidth whichever is less.
The used measured method is described in FCC Public Notice DA 02-2138.

2.4.5 Peak Emission outside the frequency bands of operation, FCC 15.205, 15.209, 15.407 (b)

Peak Emission outside the frequency band of operation are called Spurious Emission in this test report. Here the spurious emissions are measured as field strength values. The given power value limits of -27 dBm and -17 dBm are calculated to field strength values of 68.23 dBµV/m and 78.23 dBµV/m for 3 m measuring distance. This procedure can simplify the necessary comparison with field strength based limits for the restricted band according 15.205; 15.209.
For frequencies above 26 GHz a measuring distance of 1 m is used with values corrected accordingly.
The test procedure used is ANSI STANDARD C63.4-2003 using a spectrum analyzer. The bandwidth of the spectrum analyzer is 100 kHz for the frequency range of 30 MHz to 1 GHz and 1 dB above a microvolt at the output of the antenna.
The Field Strength is established by adding the meter reading of the spectrum analyzer (which is set to read in units of dBµV) to the antenna correction factors supplied by the antenna manufacturer.
The antenna correction factors are stated in terms of dB.
Example :

Freq (MHz)	METER READING + ACF + CABLELOSS (to the receiver) = FS
33	20 dBµV + 10.36 dB + 6 dB = 36.36 dBµV/m @3m

ANSI STANDARD C63.4-2003 10.1.7 MEASUREMENT PROCEDURES: The test sample is Placed on a table 80 cm high and with dimension of 1 m by 1.5 m (non metallic table). The teat sample is placed in the center of the table. The table used for radiated measurements is capable of continuous rotation. The spectrum is scanned from 30 MHz to 10th harmonic of the fundamental or 40 GHz, whichever is over.
Peak reading is taken in three (3) orthogonal planes and highest reading.
When an emission is found, the table is rotated to produce the maximum signal strength. At this point, the antenna is raised and lowered from 1m to 4m. the antenna is placed in both the horizontal and vertical planes.

2.4.6 Automatic Discontinuation of transmission, FCC 15.407 (c)

The device shall automatically discontinue transmission in case of either absence of information to transmit or operational failure. Applications shall include in their application for equipment authorization a description of how this requirement is met.

2.4.7 Reserved, FCC 15.407 (d)

2.4.8 Indoor Operation, Restriction, FCC 15.407 (e)

U-NII device that operates in the band 5.15 – 5.25 GHz band will be restricted to indoor operations to reduce any potential for harmful interference to co-channel MSS operations.

2.4.9 Radio Frequency Radiation Exposure, FCC 15.407 (f)

U-NII device are subject to the radio frequency exposure requirements specified in FCC Part 1.1307(b), Part 2.1091 and Part 2.1093, as appropriate. All equipment shall be considered to operate in a "general population/uncontrolled" environment.
Applicants shall include in their application of how this requirement is met.

2.4.10 Frequency Stability, FCC 15.407 (g)

Frequency Stability of a U-NII device means that an intended emission is maintained within the band of operation under all conditions of operation as specified in the user manual.

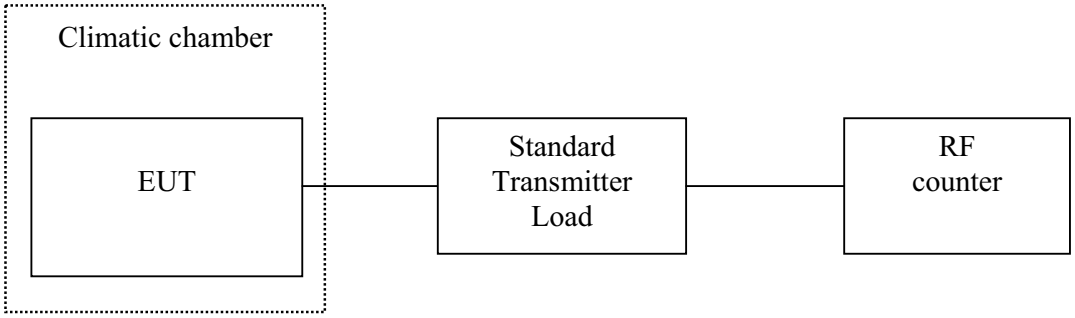

A plot of the emission at the band edge, with the transmitting frequency tuned to band edge channel, may be required for devices which do not utilize a standard carrier that may be measured.

2.4.11 Spurious Emission related to AC power line, FCC 15.107, 15.207

The power line conducted interference measurement follows ANSI STANDARD C63.4- using a 50 µH LISN. The bandwidth of the measurement receiver is 10 kHz. Both lines are observed in the fequency range 150 kHz to 30 MHz.

3 Test results (enclosure)

TEST CASE	Para. Number	Required	Customer Declaration	Test passed	Test failed
Emission Bandwidth	15.407(a)	☒	☐	☒	☐
Peak Transmit Power	15.407(a)(1,2,3,4)	☒	☐	☒	☐
Peak Power Spectral Density	15.407(a)(1,2,4,5)	☒	☐	☒	☐
Ratio of Peak Excursion of the modulation envelope	15.407(a)(6)	☒	☐	☒	☐
Band edge	15.407(b) (1,2,3,4)	☒	☐	☒	☐
Peak Emission outside the frequency band of operation	15.205,15.209,15.407(b)	☒	☐	☒	☐
Automatic Discontinuation of transmission	15.407(c)	☒	☒	☐	☐
Indoor Operation Restriction	15.407(e)	☒	☒	☐	☐
Radio Frequency Exposure	15.407(f)	☒	☒	☐	☐
Frequency Stability	15.407(g)	☒	☐	☒	☐
Radiated Emission from Digital Part And Receiver L.O.	15.109	☒	☐	☒	☐
Spurious Emission related to AC power line	15.107, 15.207	☒	☐	☒	☐

The follows is intended to leave blank.

3.1 Emission Bandwidth. FCC 15.407 (a)

	Emission Bandwidth (MHz)					
Data rate	**Channel**					
Mbit/s	36	40	48	64	149	161
6	25.25050100	24.44889780	23.40681363	--	--	--
18	24.04809619	23.72745491	24.04809619	--	--	--
36	24.20841683	23.32665331	23.08617234	--	--	--
54	23.56713427	23.08617234	23.00601202	--	--	--

Test equipment used: ETSTW-RE004
Comments: See attached diagrams for examples.

3.2 Peak Transmit Power, FCC 15.407 (a) (1,2,3,4)

This measurement is performed according Method 3 of Public Notice DA 02-2138 for Peak Transmit Power measurement.

	Peak Transmit Power (dBm)					
Data rate	**Channel**					
Mbit/s	36	40	48	64	149	161
6	16.62	16.47	16.27	--	--	--
18	16.24	16.20	15.89	--	--	--
36	16.13	15.88	15.96	--	--	--
54	15.91	15.88	15.56	--	--	--

Limits for Peak Transmit Power			
Frequency f (GHz)	dBm	dBm	Remarks
	Fix value	B related value	For B = 20 MHz
5.15 – 5.25	17	17	4 dBm + 10log B
5.25 – 5.35	24	24	11 dBm + 10log B
5.725 – 5.825	30	30	17 dBm + 10log B
5.15 – 5.35	17 - (AG – 6 dB)	17 - (AG – 6 dB)	For AG > 6 dBi
5.25 – 5.35	24 - (AG – 6 dB)	24 - (AG – 6 dB)	For AG > 6 dBi
5.725 – 5.825	30 - (AG – 23 dB)	30 - (AG – 23 dB)	For AG > 23 dBi
			AG – antenna gain

Test equipment used: ETSTW-RE004
Comments: See attached diagrams for examples.

3.3 Peak Power Spectral Density, FCC 15.407 (a) (1,2,4,5)

This measurement is performed according Method 2 of Public Notice DA 02-2138 for Peak Power Spectral Density measurement.

	Peak Power Spectral Density (dBm)					
Data rate	**Channel**					
Mbit/s	36	40	48	64	149	161
6	2.99	2.72	3.08	--	--	--
18	3.16	3.09	3.21	--	--	--
36	3.64	3.09	3.05	--	--	--
54	3.75	3.22	3.25	--	--	--

Limits Power Spectral Density		
Frequency f (GHz)	dBm/MHz	Remarks
5.15 – 5.25	4	Conducted
5.25 – 5.35	11	Conducted
5.725 – 5.825	17	Conducted
5.15 – 5.35	4 - (AG – 6 dB)	For AG > 6 dBi
5.25 – 5.35	11 - (AG – 6 dB)	For AG > 6 dBi
5.725 – 5.825	17 - (AG – 23 dB)	For AG > 23 dBi
		AG – antenna gain

Test equipment used: ETSTW-RE004
Comments: See attached diagrams for examples.

3.4 Ratio of the Peak Excursion of the modulation envelope, FCC 15.407 (a)(6)

	Ratio of the Peak Excursion of the modulation envelope (dBm)					
Data rate	**Channel**					
Mbit/s	36	40	48	64	149	161
6	11.41	10.31	10.30	--	--	--
18	9.16	9.31	9.19	--	--	--
36	9.08	9.51	9.57	--	--	--
54	10.21	9.07	10.40	--	--	--

Limit		
	dB	Remarks
Ratio of Peak Excursion	13	Across any 1 MHz BW or the emission bandwidth

Test equipment used: ETSTW-RE004
Comments: See attached diagrams for examples.

3.5 Peak Emission outside the frequency bands of operation, FCC 15.205, 15.209, 15.407 (b)

Summary table with radiated data of the test plots

Freq	Used Ch	Frequency Marker [MHz]	Polari-zation	corrections dB	Corrected Reading [dBuV/m]	Compliance Limit [dBuV/m]	Detec-tor	BW [MHz]	Margin
1	36	65.771	V	--	34.14	68.23	PK	0.1	34.09
1	36	132.204	V	--	32.91	43.5	PK	0.1	10.59
2	36	329.859	V	--	31.73	46	PK	0.1	14.27
2	36	725.851	V	--	39.93	68.23	PK	0.1	28.3
3	36	1318.637	V	--	40.57	54	PK	1	13.43
3	36	1384.769	V	--	38.42	54	PK	1	15.58
3	36	1517.034	V	--	38.55	54	PK	1	15.45
1	36	119.939	H	--	33.19	43.5	PK	0.1	10.31
1	36	131.863	H	--	32.10	43.5	PK	0.1	11.4
2	36	725.851	H	--	44.37	68.23	PK	0.1	23.86
2	36	749.899	H	--	43.62	68.23	PK	0.1	24.61
3	36	1054.108	H	--	36.40	54	PK	1	17.6
3	36	1318.637	H	--	35.10	54	PK	1	18.9
3	36	1384.769	H	--	33.35	54	PK	1	20.65
1	40	49.759	V	--	33.8	68.23	PK	0.1	34.43
1	40	65.771	V	--	33.73	68.23	PK	0.1	34.5
2	40	329.859	V	--	30.1	46	PK	0.1	15.9
2	40	725.851	V	--	38.77	68.23	PK	0.1	29.46
3	40	1318.637	V	--	42.11	54	PK	1	11.89
3	40	1384.769	V	--	38.91	54	PK	1	15.09
3	40	1517.034	V	--	39.54	54	PK	1	14.46
1	40	119.939	H	--	32.62	68.23	PK	0.1	35.61
1	40	131.863	H	--	32.45	43.5	PK	0.1	11.05
2	40	725.851	H	--	44.38	68.23	PK	0.1	23.85
2	40	775.551	H	--	42.61	68.23	PK	0.1	25.62
3	40	1054.108	H	--	39.13	54	PK	1	14.87
3	40	1252.505	H	--	35.59	68.23	PK	1	32.64
3	40	1318.637	H	--	36.55	54	PK	1	17.45
1	48	65.771	V	--	32.99	68.23	PK	0.1	35.24
1	48	131.863	V	--	32.17	43.5	PK	0.1	11.33
2	48	329.859	V	--	30.85	46	PK	0.1	15.15
2	48	725.851	V	--	39.49	68.23	PK	0.1	28.74

3	48	1318.637	V	--	41.21	54	PK	1	12.79
3	48	1384.769	V	--	39.9	54	PK	1	14.1
3	48	1517.034	V	--	39.28	54	PK	1	14.72
1	48	119.939	H	--	32.11	43.5	PK	0.1	11.39
1	48	131.863	H	--	32.39	43.5	PK	0.1	11.11
2	48	725.851	H	--	44.41	68.23	PK	0.1	23.82
2	48	749.899	H	--	43.16	68.23	PK	0.1	25.07
3	48	1054.108	H	--	37.38	54	PK	1	16.62
3	48	1318.637	H	--	38.61	54	PK	1	15.39
3	48	1384.769	H	--	35.93	54	PK	1	18.07

Freq. – Frequency Range:
1: 30 - 200 MHz
2: 200 - 1000 MHz
3: 1 - 4 GHz
4: 4 - 8 GHz
5: 8 - 12 GHz
6: 12 - 17 GHz
7: 17 - 26.5 GHz

All not in the table noted test results are more than 20 dB below the relevant limits.
All other not noted test polts do not contain significant test results in relation to the limits.

TEST RESULT (Transmitter): The unit DOES meet the FCC requirements.

Limits			
Frequency f (GHz)	dBm/MHz	dBµV/m	Remarks
Restricted bands below 960 MHz		acc. § 15.209	
Restricted bands above 960 MHz		54	for 5.15 – 5.25 GHz transmitters
f <5.15 – 5.25 < f	-27	(68.23)	for 5.25 – 5.35 GHz Transmitters
f <5.25 – 5.35 < f	-27	(68.23)	for 5.725 – 5.825 GHz transmitters
f <5.715 – 5.725 < f	-27	(68.23)	for 5.725 – 5.825 GHz
5.715 < f < 5.725	-17	(88.23)	transmitters
5.825 < f < 5.835	-17	(88.23)	for 5.725 – 5.825 GHz

Comment: see attached diagrams
Test equipment used: ETSTW-RE 003, ETSTW-RE 015, ETSTW-RE 016, ETSTW-RE 017, ETSTW-RE 024

3.6 Automatic Discontinuation of transmission, FCC 15.407 (c)

This function will be declared by manufacturer.

3.7 Reserved, FCC 15.407 (d)

3.8 Indoor Operation Restriction, FCC 15.407 (e)

This equipment has to be declared by manufacturer of the final product as content of the technical description.

3.9 Radio Frequency Radiation Exposure, FCC 15.407 (f)

Because the intended use of the test sample as a fixed device a theoretical MPE related evaluation As an example is done below, for information purposes.
FCC OET Bulletin 65 Edition 97.01 determines the equations for predicting RF field and applicable limits.
The prediction for power density in the far-field of the antenna can be made by the general equation below.
The equation is generally accurate in the far-field but will over-predict power density in the near field, where it could be used for walking a "worst case" or conservative prediction.

$$S = \frac{PG}{4\pi R^2}$$

S – Power Density
P – Output power ERP
R – Distance
D – Cable Loss
AG – Antenna Gain G = AG-D

Item	Unit	Value	Remarks
P	mW	45.9198	Peak value
D	dB		
AG	dBi	1.6	
G		2	Calculated Value
R	cm	20	Assumed value
S	mW/cm^2	0.0146166	Calculated value

Limits:

Limit for General Population / Uncontrolled Exposure	
Frequency (MHz)	Power Density (mW/cm^2)
1500 – 100.000	1,0

3.10 Frequency Stability, FCC 15.407 (g)

Voltage (%)	Voltage (V)	Temperature (°C)	measured frequency (GHz)			
			Ch.: 36	Ch.: 40	Ch.: 48	Ch.: 64
100 %	120	+20 (Tnom)	5.17991483	5.19991232	5.23991420	--
115 % (1)	138	+40 (Tmax)	5.17991483	5.19991045	5.23991358	--
85 % (1)	102	+40 (Tmax)	5.17994238	5.19991232	5.23991358	--
115 % (1)	138	-10 (Tmin)	5.17993362	5.19992861	5.23992861	--
85 % (1)	102	-10 (Tmin)	5.17993236	5.19993737	5.29392986	--
Max. deviation KHz			+87.68	+89.55	+86.42	--
%			0.0016927	0.0017221	0.0016493	--
battery endpoint	--	--	--	--	--	--

The displayed frequency stability will ensure that emission is maintained within the band of operation.

Test equipment used: ETSTW-CE 009, ETSTW-RE004

Comment: Temperature range is determined by manufacturer

Registration number: W6M20511-6291-E-54
FCC ID: TSTWV100

3.11 Radiated Emissions from Receiver Section of Transceiver

FCC Rule: 15.109
Summary table with radiated data of the test plots
(RX)

Freq	Used Ch	Frequency Marker [MHz]	Polari-zation	corrections dB	Corrected Reading [dBuV/m]	Compliance Limit [dBuV/m]	Detec-tor	BW [MHz]	Margin
1	36	65.771	V	--	34.61	40	PK	0.1	5.39
1	36	131.863	V	--	33.05	43.5	PK	0.1	10.45
2	36	280.1603	V	--	32.12	46	PK	0.1	13.88
2	36	329.859	V	--	34.02	46	PK	0.1	11.98
2	36	725.851	V	--	40.99	46	PK	0.1	5.01
3	36	1204.408	V	--	36.57	54	PK	1	17.43
3	36	1318.637	V	--	39.75	54	PK	1	14.25
3	36	1384.769	V	--	38.26	54	PK	1	15.74
4	36	5150	V	--	45.66	54	PK	1	8.34
1	36	65.771	H	--	28.93	40	PK	0.1	11.07
1	36	119.939	H	--	32.90	43.5	PK	0.1	10.6
2	36	280.1603	H	--	33.00	46	PK	0.1	13
2	36	494.989	H	--	38.81	46	PK	0.1	7.19
2	36	725.851	H	--	45.13	46	PK	0.1	0.87
3	36	1054.108	H	--	36.45	54	PK	1	17.55
3	36	1318.637	H	--	35.64	54	PK	1	18.36
1	40	65.771	V	--	34.09	40	PK	0.1	5.91
1	40	131.863	V	--	32.66	43.5	PK	0.1	10.84
2	40	278.557	V	--	31.72	46	PK	0.1	14.28
2	40	329.859	V	--	34.24	46	PK	0.1	11.76
2	40	725.851	V	--	40.23	46	PK	0.1	5.77
3	40	1318.637	V	--	39.93	54	PK	1	14.07
3	40	1384.769	V	--	40.51	54	PK	1	13.49
3	40	1517.034	V	--	39.27	54	PK	1	14.73
4	40	5437.374	V	--	45.55	54	PK	1	8.45
1	40	65.771	H	--	28.39	40	PK	0.1	11.61
1	40	119.939	H	--	32.48	43.5	PK	0.1	11.02
2	40	280.1603	H	--	32.92	46	PK	0.1	13.08
2	40	461.322	H	--	36.83	46	PK	0.1	9.17
2	40	725.851	H	--	45.68	46	PK	0.1	0.32
3	40	1054.108	H	--	37.47	54	PK	1	16.53
3	40	1318.637	H	--	35.94	54	PK	1	18.06

1	48	65.771	V	--	31.95	40	PK	0.1	8.05
1	48	131.863	V	--	32.1	43.5	PK	0.1	11.4
2	48	329.859	V	--	33.96	46	PK	0.1	12.04
2	48	395.591	V	--	32.89	46	PK	0.1	13.11
2	48	725.851	V	--	40.91	46	PK	0.1	5.09
3	48	1318.637	V	--	42.68	54	PK	1	11.32
3	48	1384.769	V	--	42.52	54	PK	1	11.48
3	48	1517.034	V	--	40.16	54	PK	1	13.84
4	48	5260	V	--	41.96	56	PK	1	14.04
1	48	65.771	H	--	27.96	40	PK	0.1	12.04
1	48	119.939	H	--	32.93	43.5	PK	0.1	10.57
2	48	461.322	H	--	36.62	46	PK	0.1	9.38
2	48	725.851	H	--	45.12	46	PK	0.1	0.88
2	48	749.899	H	--	45.07	46	PK	0.1	0.93
3	48	1054.108	H	--	37.56	54	PK	1	16.44
3	48	1318.637	H	--	36.98	54	PK	1	17.02

Registration number: W6M20511-6291-E-54
FCC ID: TSTWV100

Digital
(Line Mode)

Polarization	Frequency Marker (MHz)	C.R. (dBuv)	C.F. (dB)	Detector AV/QP	T.R. (dBuV/m)	C.L. (dBuV/m)	Margin (dB)	Azimuth (degree)	A.H. (cm)
1-V	165.931864	22.98	12.85	PK	39.83	43.5	3.67	275	106
	180.9218144	23.68	11.71	PK	35.39	43.5	8.11	265	173
	193.867735	26.33	10.10	PK	36.43	43.5	7.07	288	145
	198.296593	27.15	9.8	QP	36.95	43.5	6.55	286	141

Polarization	Frequency Marker (MHz)	C.R. (dBuv)	C.F. (dB)	Detector AV/QP	T.R. (dBuV/m)	C.L. (dBuV/m)	Margin (dB)	Azimuth (degree)	A.H. (cm)
1-H	119.939880	22.53	11.3	PK	33.83	43.5	9.67	352	118
	131.863727	22.05	11.9	PK	33.95	43.5	9.55	357	131
	146.853707	23.36	12.85	PK	36.21	43.5	7.29	292	107
	198.296593	25.17	9.8	QP	35.37	43.5	8.13	281	114

Polarization	Frequency Marker (MHz)	C.R. (dBuv)	C.F. (dB)	Detector AV/QP	T.R. (dBuV/m)	C.L. (dBuV/m)	Margin (dB)	Azimuth (degree)	A.H. (cm)
2-V	374.749499	25.56	14.76	PK	40.32	46	5.68	210	149
	461.322645	21.73	16.74	PK	38.47	46	7.53	255	169
	650.501002	21.07	20.03	PK	41.10	46	4.9	259	148
	700.200401	21.96	20.61	QP	42.57	46	3.43	349	126
	749.899800	23.04	21.85	QP	44.89	46	3.43	349	102
	775.551102	21.23	21.93	QP	43.16	46	2.84	320	148

Polarization	Frequency Marker (MHz)	C.R. (dBuv)	C.F. (dB)	Detector AV/QP	T.R. (dBuV/m)	C.L. (dBuV/m)	Margin (dB)	Azimuth (degree)	A.H. (cm)
2-H	374.749499	29.41	14.76	QP	44.17	46	1.83	208	145
	700.200401	23.75	20.61	QP	44.36	46	1.64	355	118
	749.899800	23.17	21.85	QP	45.02	46	0.98	345	108
	775.551102	22.75	21.93	QP	44.68	46	1.32	315	139
	828.250501	21.4	22.47	QP	43.87	46	2.13	295	165
	874.949900	21.49	22.60	QP	44.09	46	1.91	281	207

Registration number: W6M20511-6291-E-54
FCC ID: TSTWV100

(Wireless Mode)

Polarization	Frequency Marker (MHz)	C.R. (dBuv)	C.F. (dB)	Detector AV/QP	T.R. (dBuV/m)	C.L. (dBuV/m)	Margin (dB)	Azimuth (degree)	A.H. (cm)
1-V	65.771543	22.43	11.61	PK	34.04	40	5.96	289	143
	172.064128	22.82	12.7	PK	35.52	43.5	7.98	334	205
	198.296593	28.06	9.9	PK	37.96	43.5	5.54	290	138

Polarization	Frequency Marker (MHz)	C.R. (dBuv)	C.F. (dB)	Detector AV/QP	T.R. (dBuV/m)	C.L. (dBuV/m)	Margin (dB)	Azimuth (degree)	A.H. (cm)
1-H	131.863727	22.91	11.95	PK	34.86	43.5	8.64	353	109
	134.589178	23.9	11.99	PK	35.89	43.5	7.61	351	114
	198.296593	29.21	9.9	PK	39.11	43.5	4.39	281	126

Polarization	Frequency Marker (MHz)	C.R. (dBuv)	C.F. (dB)	Detector AV/QP	T.R. (dBuV/m)	C.L. (dBuV/m)	Margin (dB)	Azimuth (degree)	A.H. (cm)
2-V	329.859719	22.26	13.8	PK	36.06	46	9.94	270	192
	360.320641	21.23	14.43	PK	35.66	46	10.34	190	172
	499.799599	20.39	17.34	PK	37.73	46	8.27	219	135
	725.851703	17.03	21.09	PK	38.12	46	7.88	185	232

Polarization	Frequency Marker (MHz)	C.R. (dBuv)	C.F. (dB)	Detector AV/QP	T.R. (dBuV/m)	C.L. (dBuV/m)	Margin (dB)	Azimuth (degree)	A.H. (cm)
2-H	461.322645	23.35	16.74	PK	40.09	46	5.91	249	165
	494.989980	22.96	17.28	PK	40.24	46	5.76	215	148
	725.851703	20.44	21.09	QP	41.53	46	4.47	180	248
	759.519038	19.98	21.89	QP	41.87	46	4.131	168	189

Note 1. Correction Factor = Antennal factor + Cable loss + Preamplifier gain
2. Test Result = Correction reading + Correction Factor
3. P = Peak，QP = Qusai Peak。
4. C.R.=Corrected Reading; C.F.= Correction Factor; T.R.= Test Result; C.L.=Compliance Limit; A.H.=Antenna Height

Except for Class A digital devices, the field strength of radiated emissions from unintentional radiators at a distance of 3 meters shall not exceed the following values:

Frequency of Emission (MHz)	Field Strength (microvolts/meter)	Field Strength (dBmicrovolts/meter)
30 – 88	100	40.0
88 – 216	150	43.5
216 – 960	200	46.0
Above 960	500	54.0

Test equipment used: ETSTW-RE 015, ETSTW-RE 016, ETSTW-RE 017, ETSTW-CS 001, ETSTW-RE 026, ETSTW-RE 003, ETSTW-RE 025

Comment: see attached diagram

3.12 Spurious Emissions related to AC power line, FCC 15.107, 15.207

Conducted :

Frequency	Level	
	quasi-peak	average
150 kHz	lower limit line	lower limit line

Measurement Result: "_ Fin AV"
(Line mode)

Frequency Marker [MHz]	Type	Corrected Reading [dBuV]	Compliance AVLimit [dBuV]	BW [MHz]	Margin(AV)
0.375	N	47.7	49.5	0.01	1.87
0.525	N	45	46	0.01	1.00
0.53	N	45.3	46	0.01	0.70
0.6	N	45.3	46	0.01	0.70
0.67	N	45.8	46	0.01	0.20
0.755	N	44.2	46	0.01	1.80
1.425	N	43.1	46	0.01	2.90
1.3	N	40.5	46	0.01	5.50
1.370	N	41.6	46	0.01	4.40
1.385	N	39.5	46	0.01	6.50
1.430	N	38.4	46	0.01	7.60
1.480	N	38.8	46	0.01	7.20
1.495	N	37.3	46	0.01	8.70
1.530	N	34.5	46	0.01	11.50
1.780	N	39.9	46	0.01	6.10

Frequency Marker [MHz]	Type	Corrected Reading [dBuV]	Compliance AVLimit [dBuV]	BW [MHz]	Margin(AV)
0.45	L1	46.1	47.4	0.01	1.33
0.525	L1	45.8	46	0.01	0.20
0.6	L1	45.7	46	0.01	0.30
0.605	L1	45.7	46	0.01	0.30
0.68	L1	45.2	46	0.01	0.80

1.355	L1	45.1	46	0.01	0.90
1.275	L1	40.6	46	0.01	5.40
1.335	L1	41.8	46	0.01	4.20
1.370	L1	39.4	46	0.01	6.60
1.390	L1	39.8	46	0.01	6.20
1.400	L1	40.6	46	0.01	5.40
1.430	L1	41.1	46	0.01	4.90
1.495	L1	43.2	46	0.01	2.80
1.505	L1	40.8	46	0.01	5.20
1.78	L1	41.6	46	0.01	4.40

(Wireless mode)

Frequency Marker [MHz]	Type	Corrected Reading [dBuV]	Compliance AVLimit [dBuV]	BW [MHz]	Margin(AV)
0.22	N	31.7	54	0.01	22.30
0.375	N	20.3	49.5	0.01	29.27
1.515	N	26.3	46	0.01	19.70
3.445	N	21.3	46	0.01	24.70

Frequency Marker [MHz]	Type	Corrected Reading [dBuV]	Compliance AVLimit [dBuV]	BW [MHz]	Margin(AV)
0.220	L1	31.2	54	0.01	22.80
1.510	L1	22.6	46	0.01	23.40
3.440	L1	20.4	46	0.01	25.60

Measurement Result: "_ Fin QP"

(Line mode)

Frequency Marker [MHz]	Type	Corrected Reading [dBuV]	Compliance AVLimit [dBuV]	BW [MHz]	Margin(QP)
0.375	N	51.8	59.5	0.01	7.77
0.525	N	52.5	56	0.01	3.50
0.53	N	53.1	56	0.01	2.90
0.6	N	52.6	56	0.01	3.40
0.67	N	53.5	56	0.01	2.50
0.755	N	52.8	56	0.01	3.20

1.425	N	51.9	56	0.01	4.10
1.3	N	55.4	56	0.01	0.60
1.370	N	55.8	56	0.01	0.20
1.385	N	55.2	56	0.01	0.80
1.430	N	55.6	56	0.01	0.40
1.480	N	55.4	56	0.01	0.60
1.495	N	55.5	56	0.01	0.50
1.530	N	56.0	56	0.01	0.00
1.780	N	55.1	56	0.01	0.90

Frequency Marker [MHz]	Type	Corrected Reading [dBuV]	Compliance AVLimit [dBuV]	BW [MHz]	Margin(QP)
0.45	L1	53.6	57.4	0.01	3.83
0.525	L1	51.8	56	0.01	4.20
0.6	L1	50.6	56	0.01	5.40
0.605	L1	51.4	56	0.01	4.60
0.68	L1	53.9	56	0.01	2.10
1.355	L1	54.8	56	0.01	1.20
1.275	L1	55.4	56	0.01	0.60
1.335	L1	55.5	56	0.01	0.50
1.370	L1	55.4	56	0.01	0.60
1.390	L1	56.0	56	0.01	0.00
1.400	L1	55.7	56	0.01	0.30
1.430	L1	55.1	56	0.01	0.90
1.495	L1	55.5	56	0.01	0.50
1.505	L1	55.5	56	0.01	0.50
1.78	L1	55.3	56	0.01	0.70

(Wireless mode)

Frequency Marker [MHz]	Type	Corrected Reading [dBuV]	Compliance QPLimit [dBuV]	BW [MHz]	Margin(QP)
0.22	L1	41	64	0.01	23.00
0.375	L1	38.1	59.5	0.01	21.47
1.515	L1	41.6	56	0.01	14.40
3.445	L1	36.2	56	0.01	19.80

Registration number: W6M20511-6291-E-54
FCC ID: TSTWV100

Frequency Marker [MHz]	Type	Corrected Reading [dBuV]	Compliance QPLimit [dBuV]	BW [MHz]	Margin(QP)
0.260	L1	41.3	62.8	0.01	21.56
0.270	L1	42.6	62.5	0.01	19.97
0.280	L1	34.9	62.2	0.01	27.39

Limits:

Frequency of Emission (MHz)	Conducted Limit (dBμV)	
	quasi-peak	average
0.15-0.5	66 to 56	56 to 46
0.5-5	56	46
5-30	60	50

Test equipment used: ETSTW-CE 004, ETSTW-CE 001, ETSTW-RE 023

Comment: see attached diagram

Appendix

A Emission Bandwidth
B Peak Transmit Power
C Peak Power Spectral Density
D Ratio of Peak Excursion of the modulation envelope
E Band edge
F Peak Emission outside the frequency band of operation
G Frequency Stability
H Radiated Emissions from Receiver Section of Transceiver
I Spurious Emission related to AC power line
J Pictures

Appendix A

Emission Bandwidth

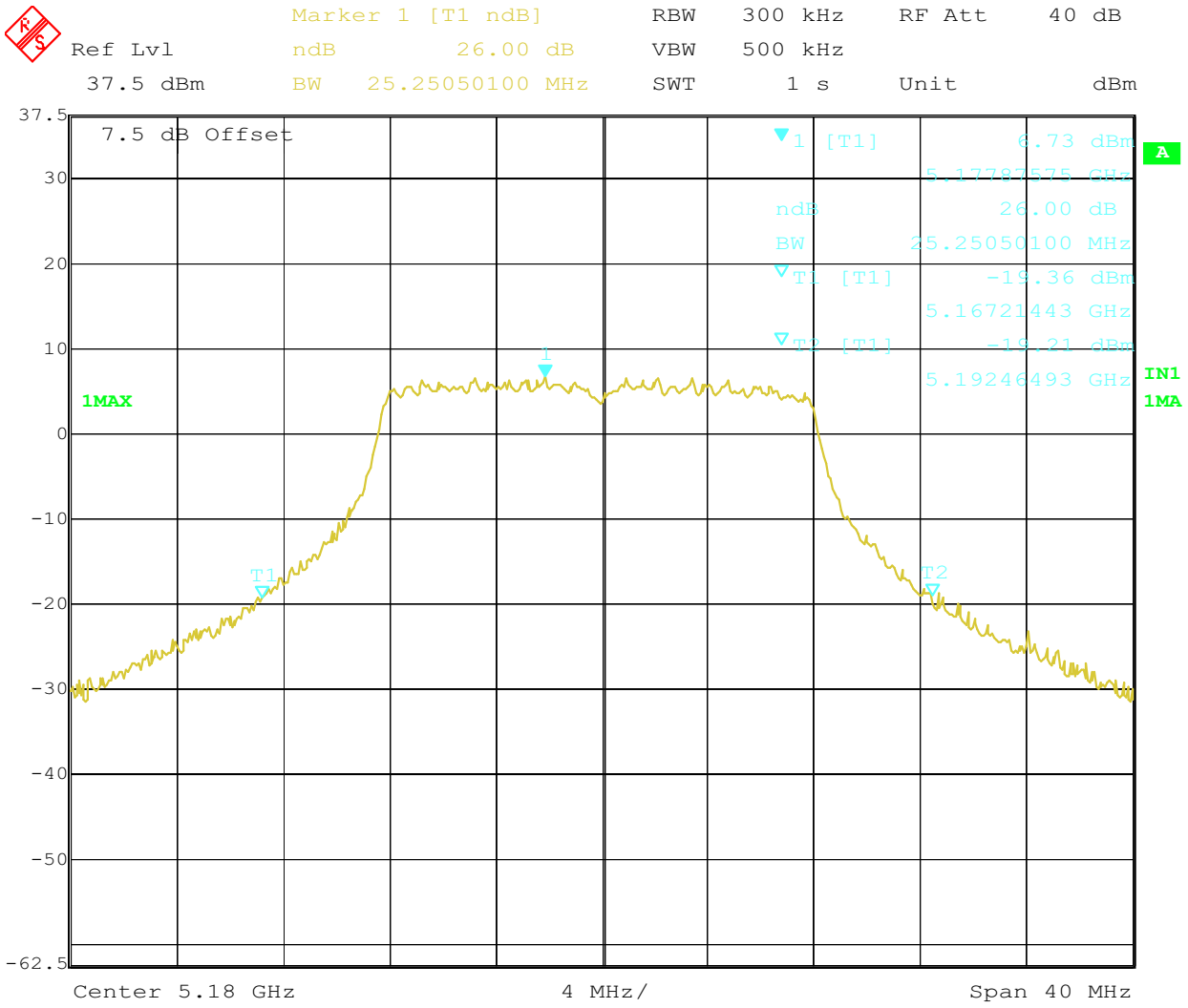

Title: 11A CH36 EMISSION BANDWIDTH 6Mbps
Date: 18.NOV.2005 17:04:09

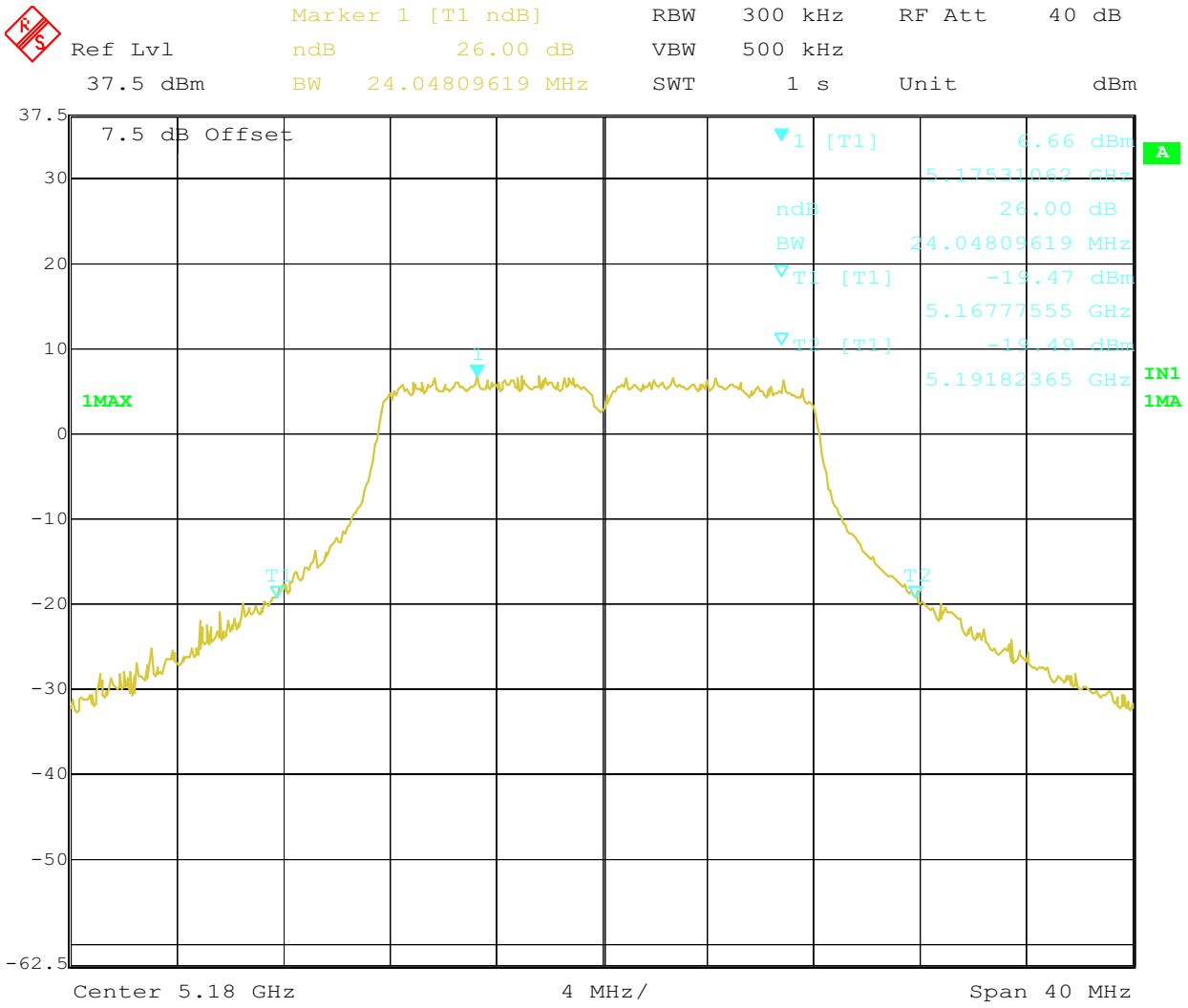

Title: 11A CH36 EMISSION BANDWIDTH 18Mbps
Date: 18.NOV.2005 17:05:03

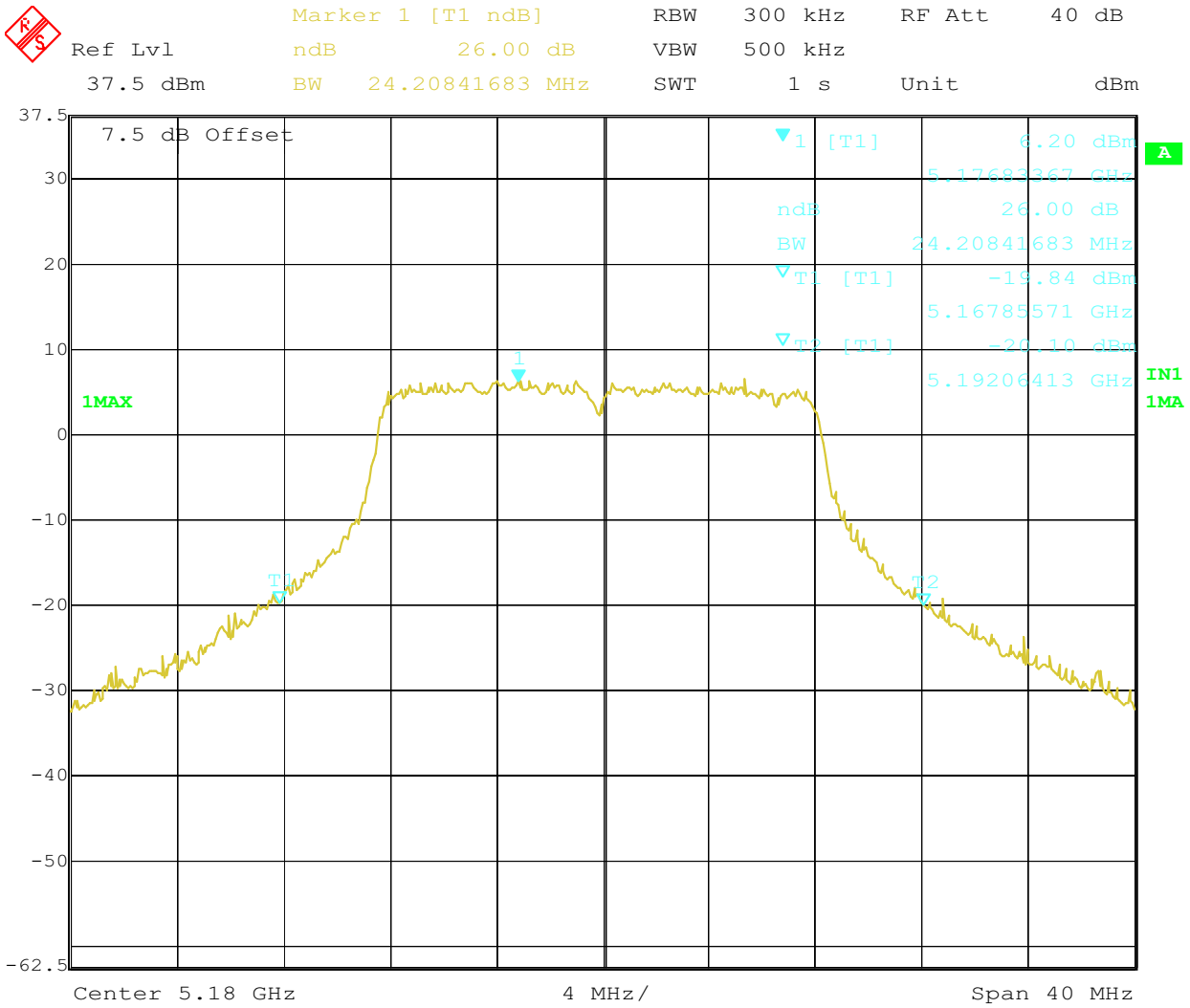

Title: 11A CH36 EMISSION BANDWIDTH 36Mbps
Date: 18.NOV.2005 17:06:05

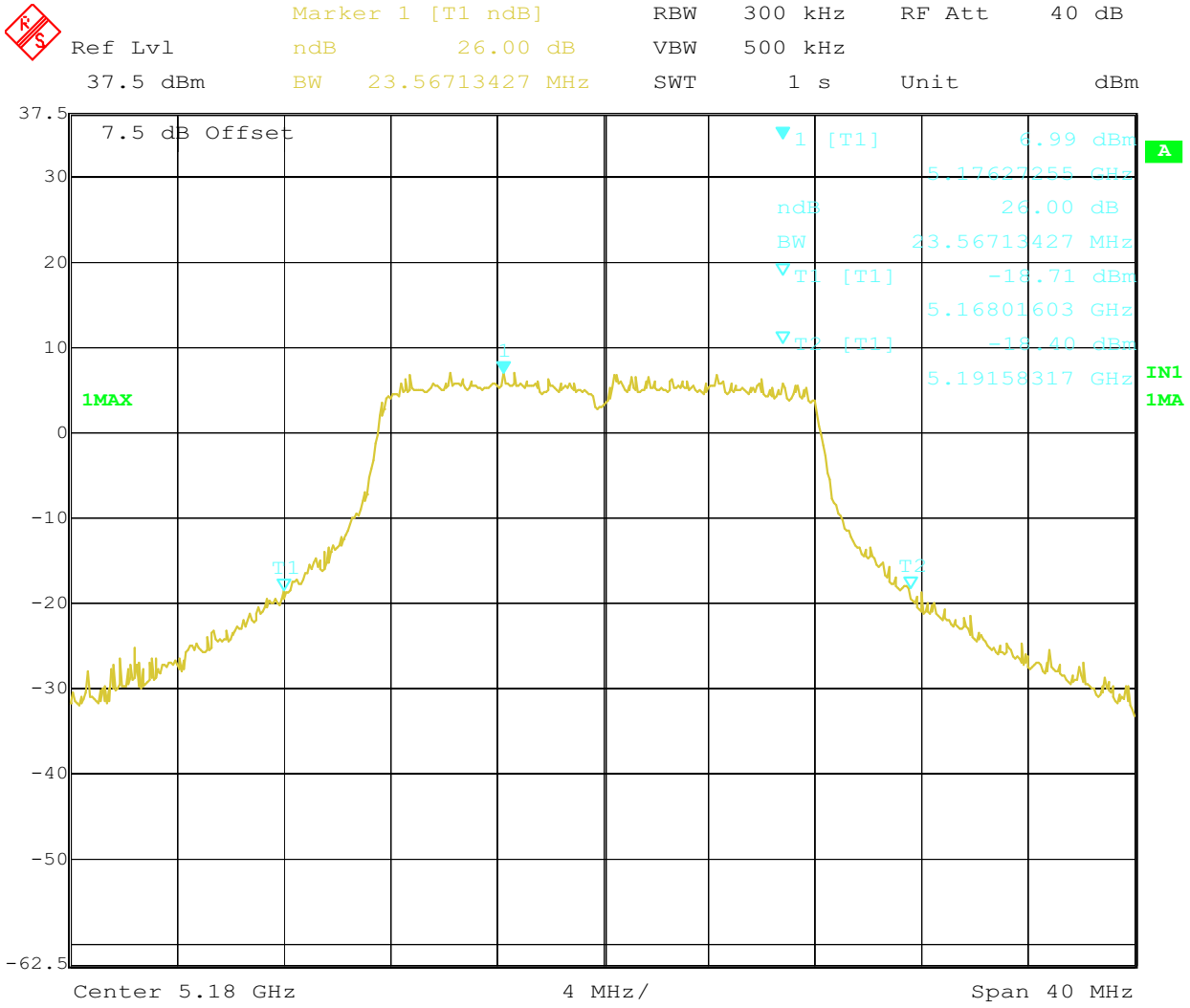

Title: 11A CH36 EMISSION BANDWIDTH 54Mbps
Date: 18.NOV.2005 17:07:06

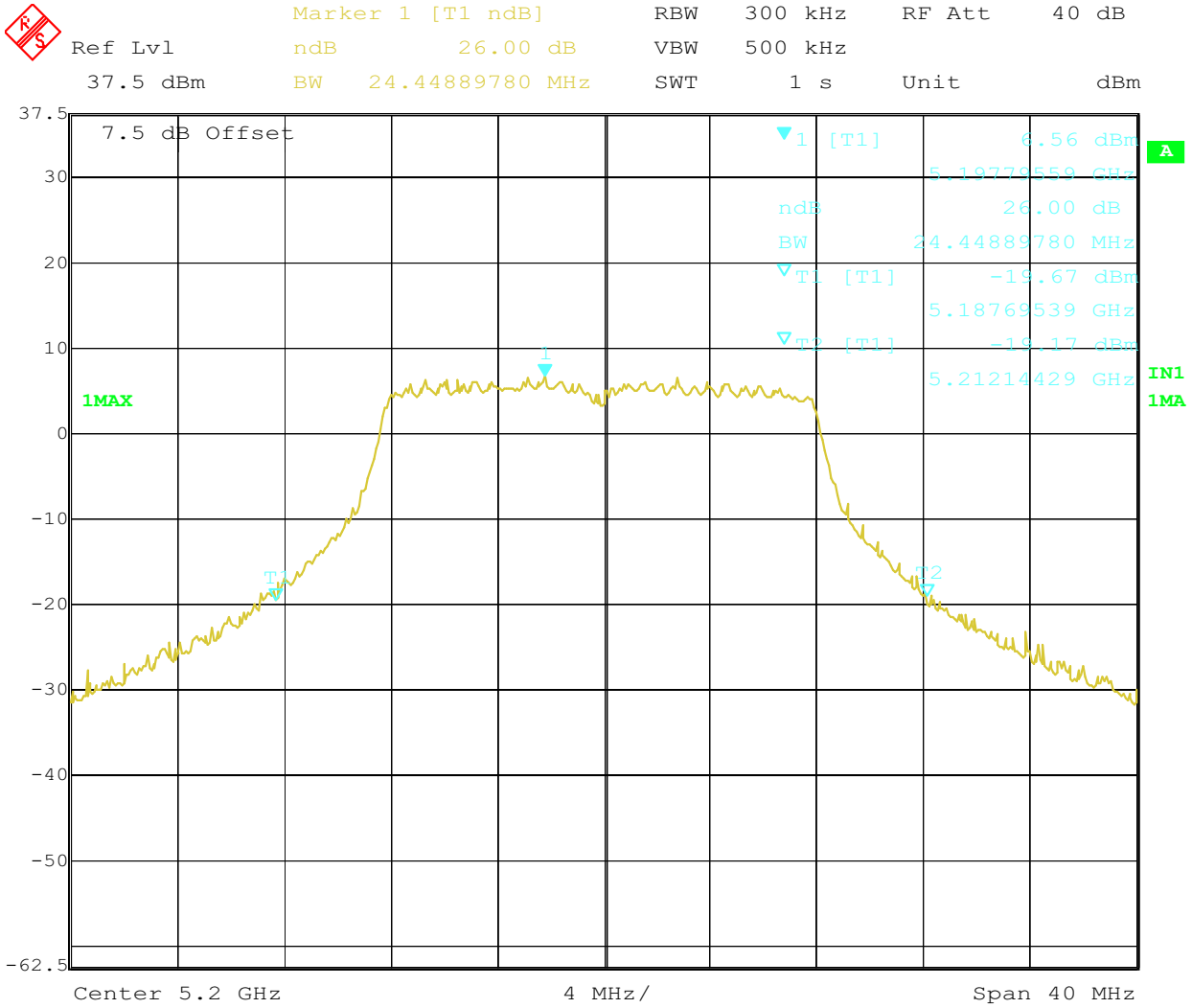

Title: 11A CH40 EMISSION BANDWIDTH 6Mbps
Date: 18.NOV.2005 17:08:54

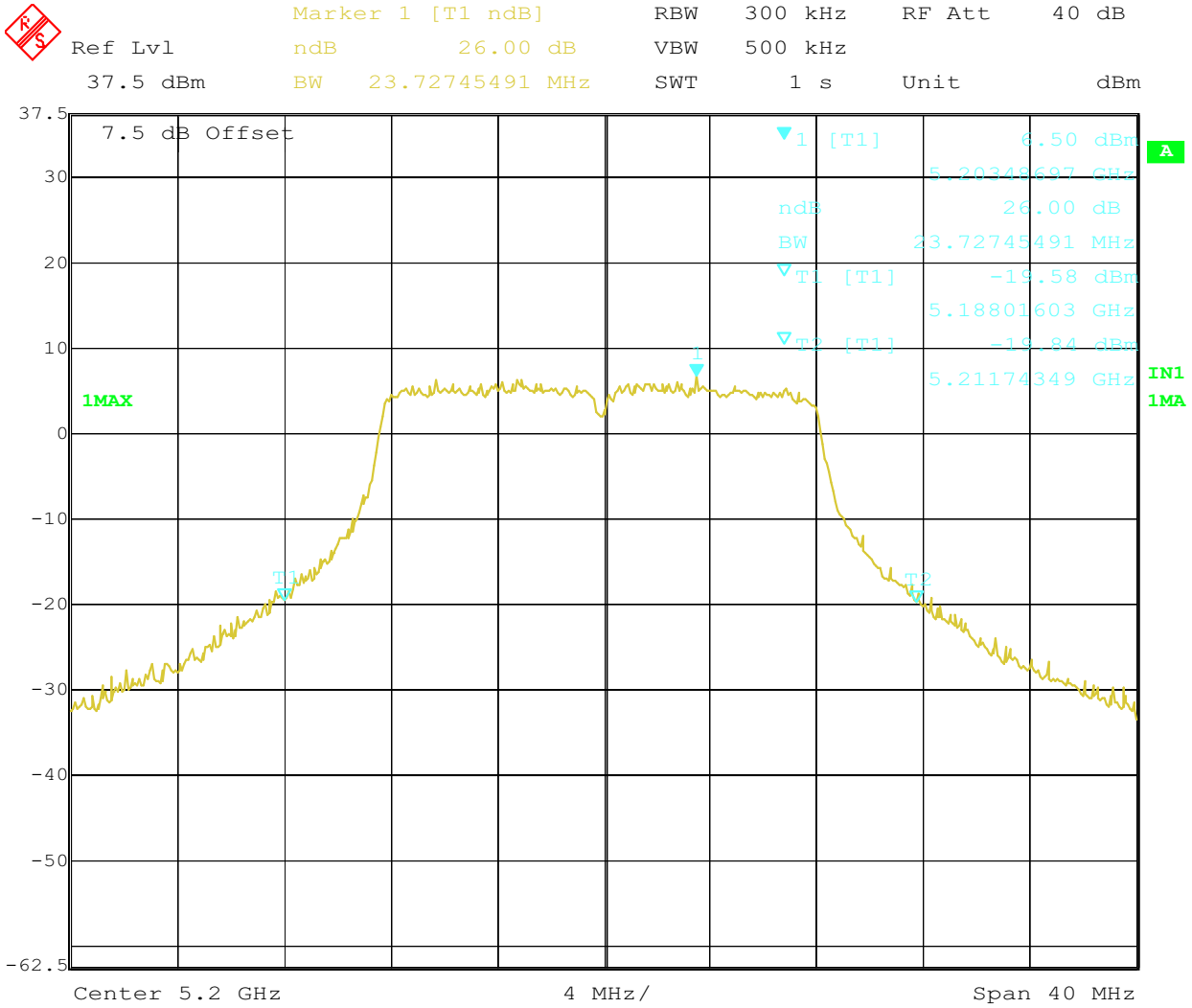

Title: 11A CH40 EMISSION BANDWIDTH 18Mbps
Date: 18.NOV.2005 17:09:58

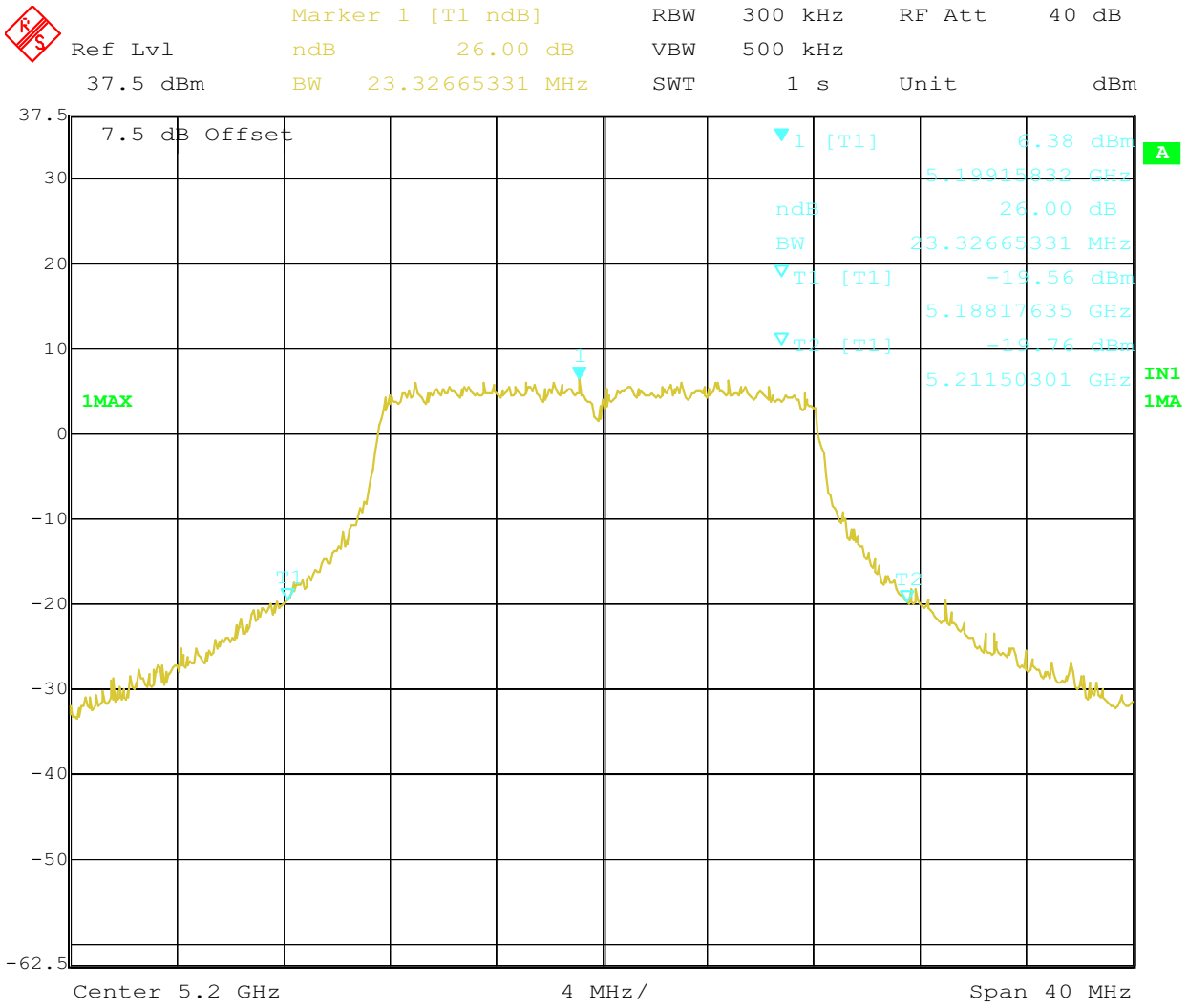

Title: 11A CH40 EMISSION BANDWIDTH 36Mbps
Date: 18.NOV.2005 17:10:59

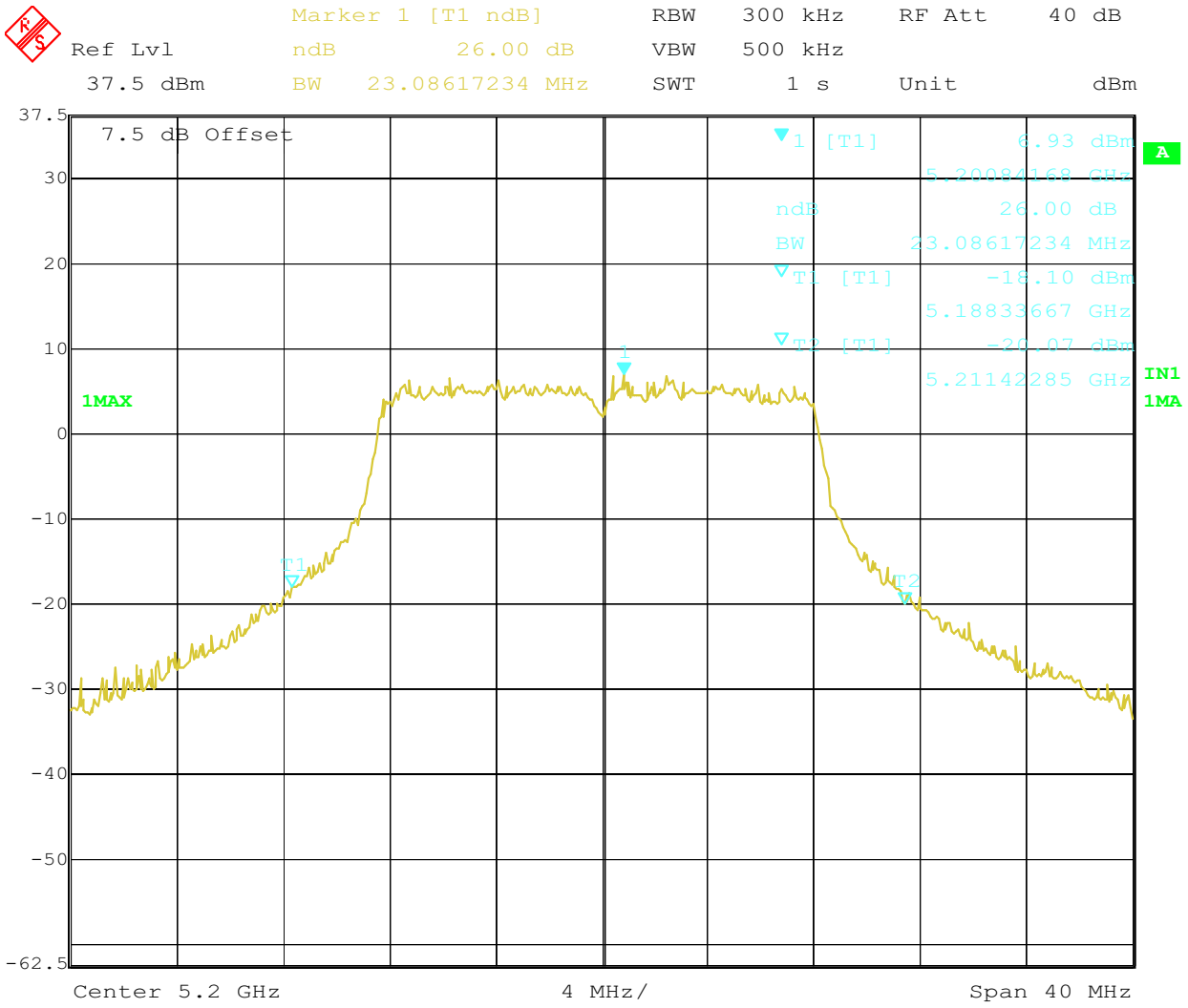

Title: 11A CH40 EMISSION BANDWIDTH 54Mbps
Date: 18.NOV.2005 17:12:24

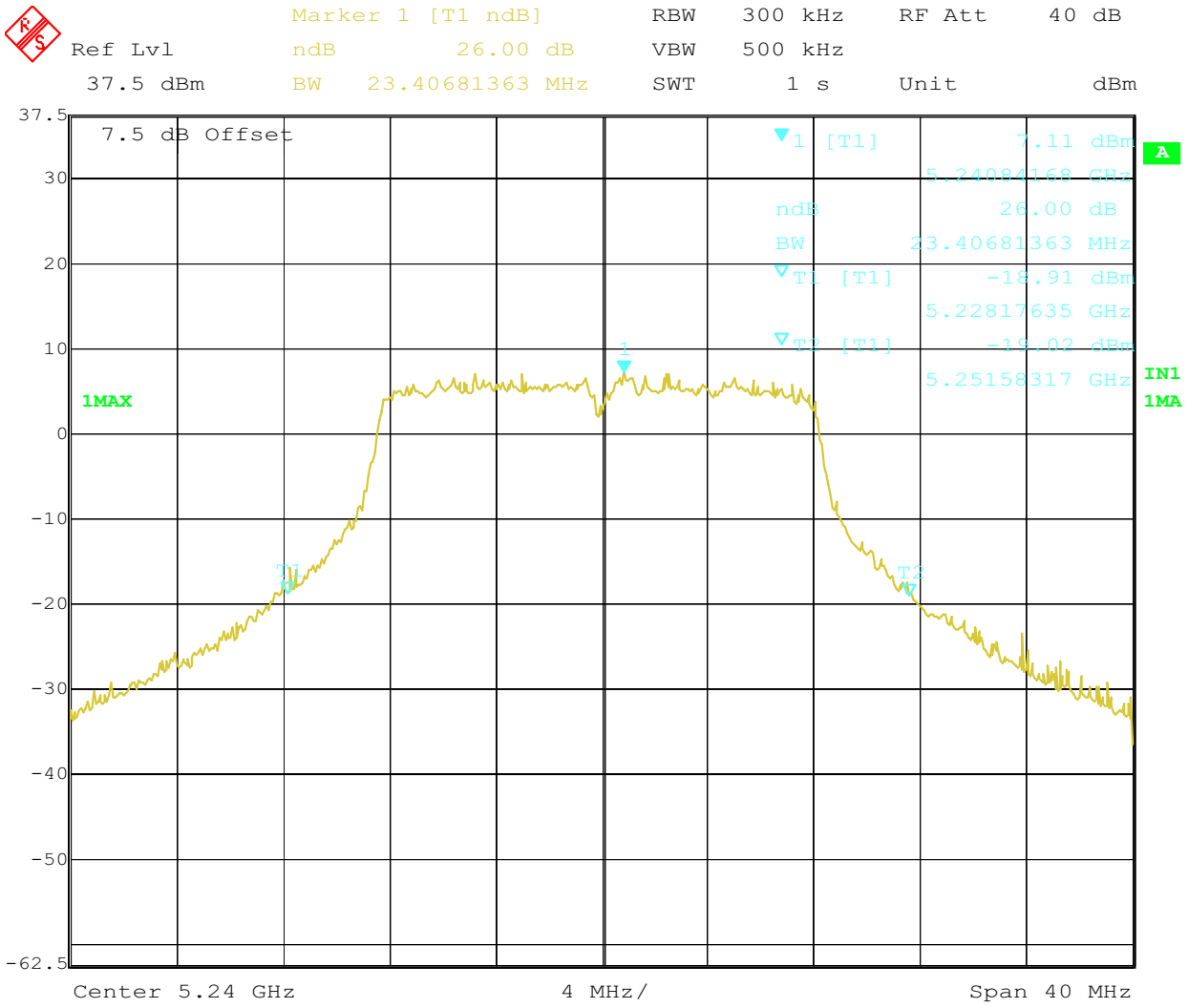

Title: 11A CH48 EMISSION BANDWIDTH 6Mbps
Date: 18.NOV.2005 17:16:36

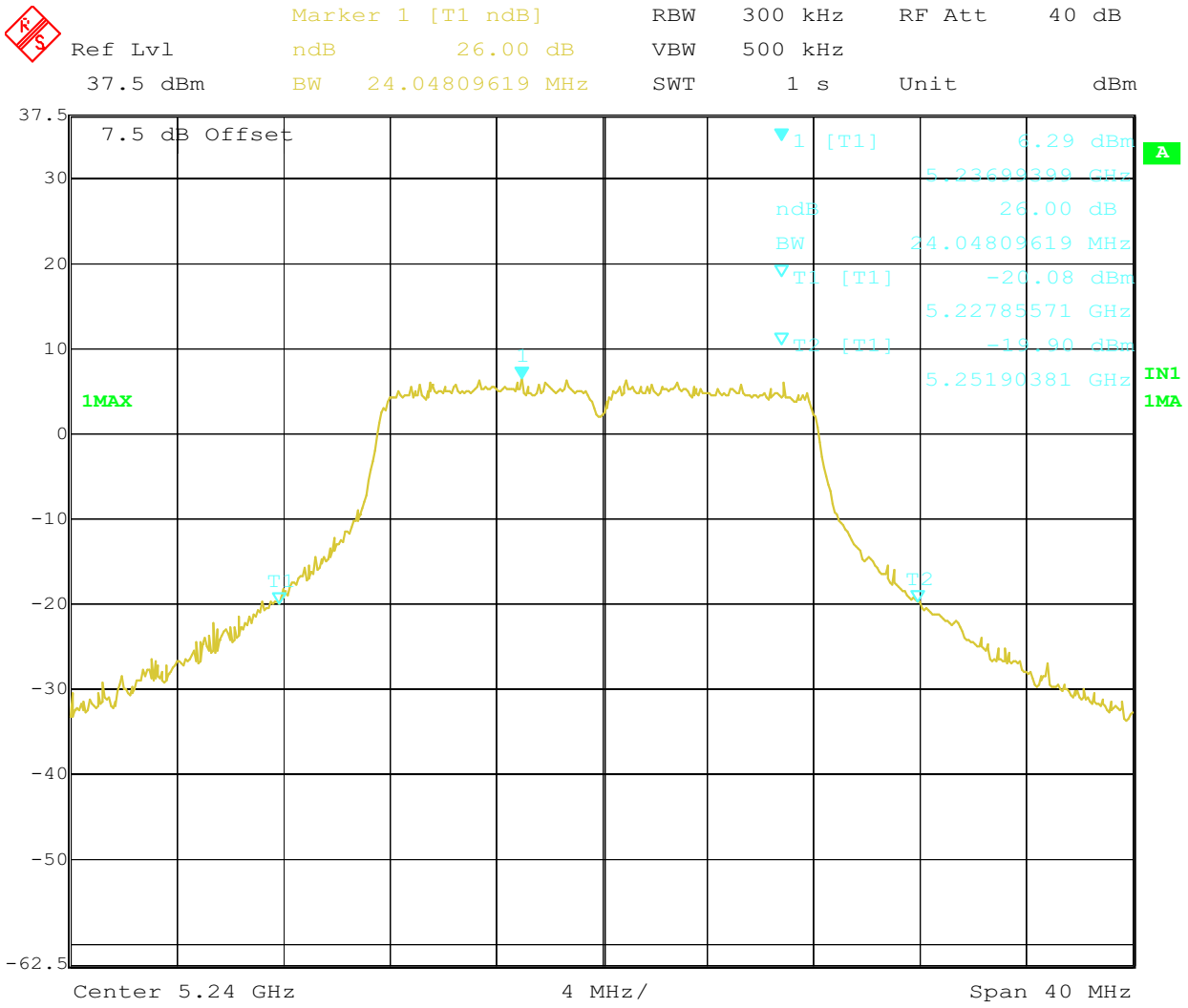

Title: 11A CH48 EMISSION BANDWIDTH 18Mbps
Date: 18.NOV.2005 17:17:35

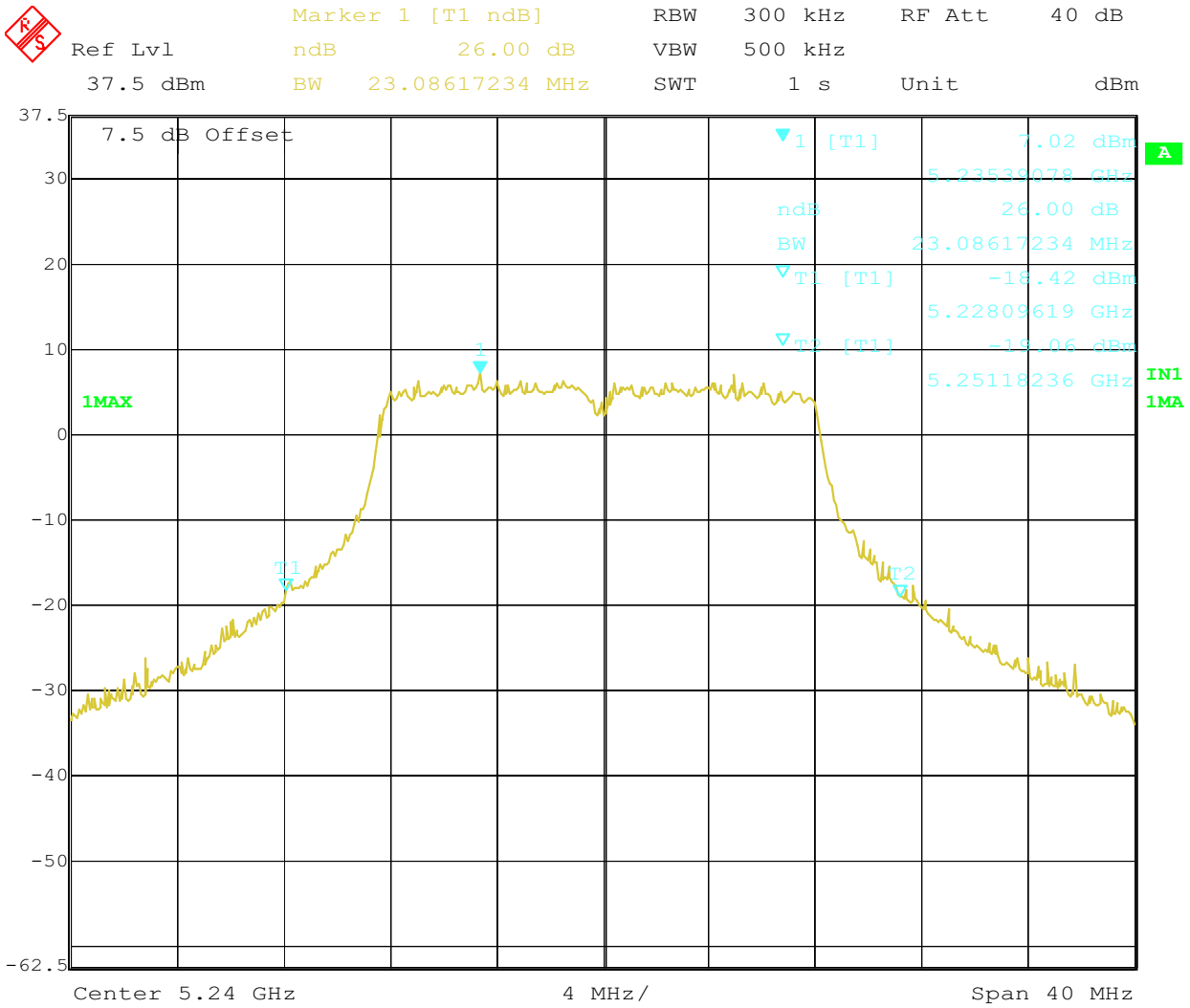

Title: 11A CH48 EMISSION BANDWIDTH 36Mbps
Date: 18.NOV.2005 17:20:10

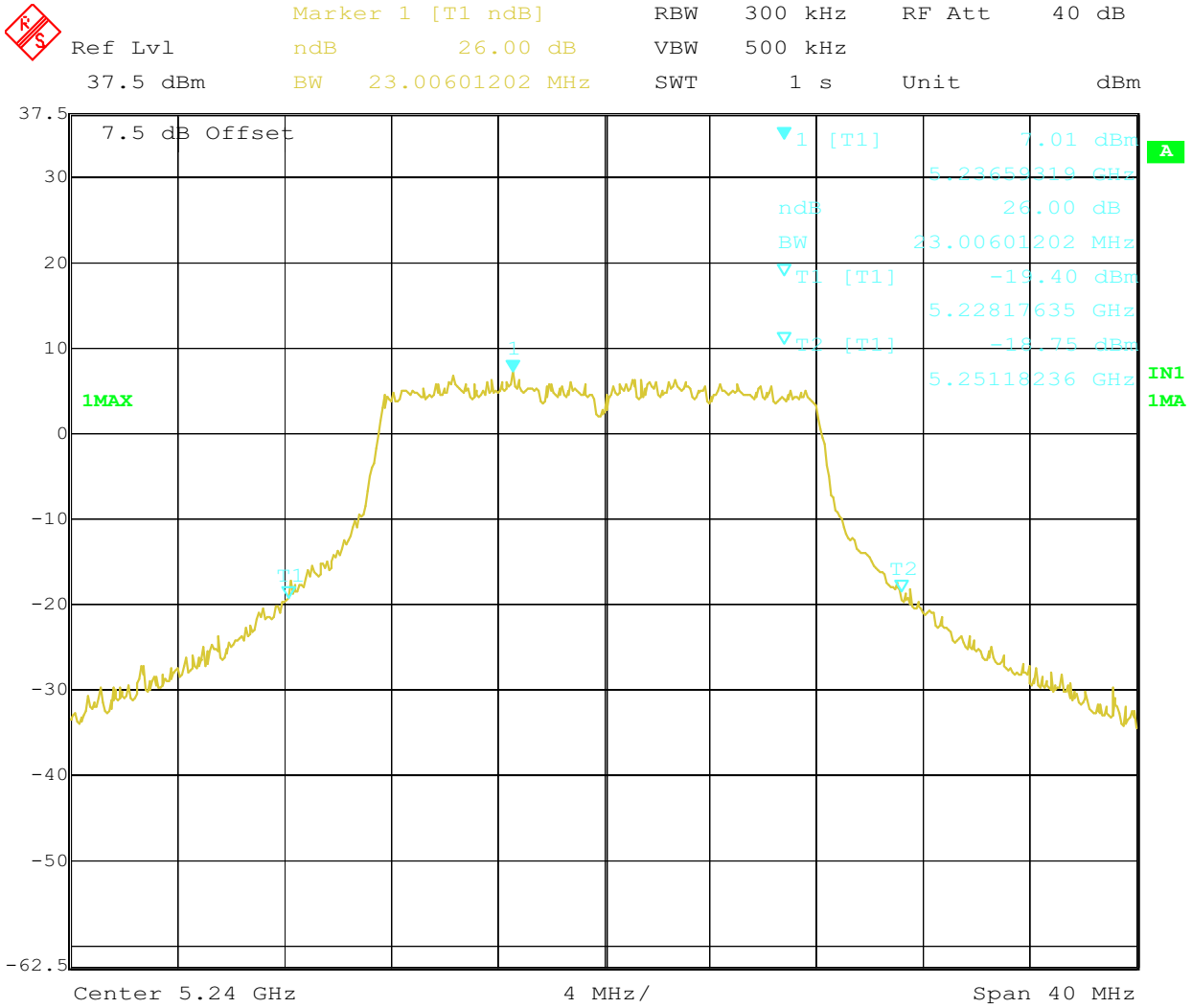

Title: 11A CH48 EMISSION BANDWIDTH 54Mbps
Date: 18.NOV.2005 17:19:09

Appendix B

Peak Transmit Power

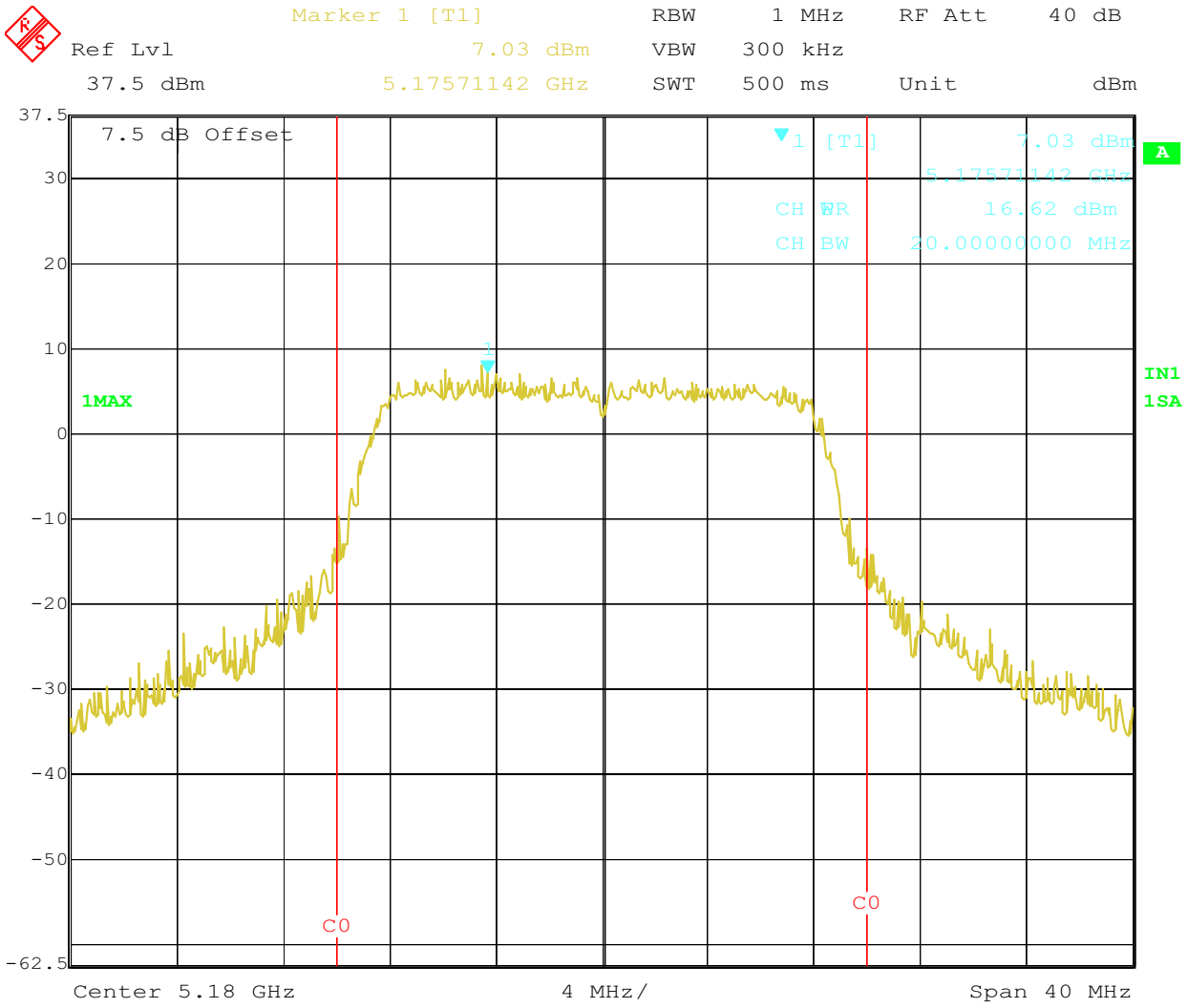

Title: 11A CH36 PEAK TRANSMIT POWER 6Mbps
Date: 18.NOV.2005 15:53:18

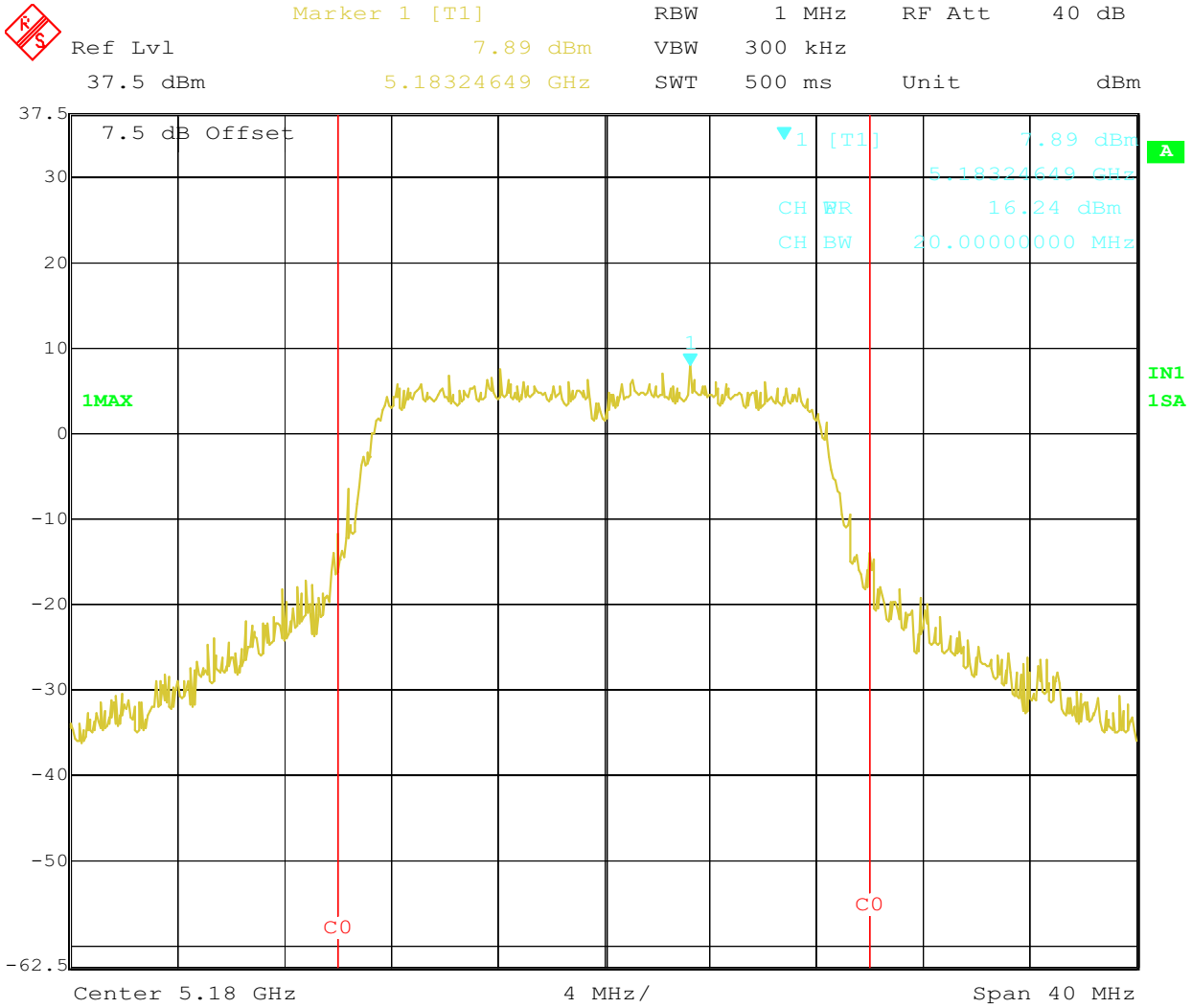

Title: 11A CH36 PEAKTRANSMT POWER 18Mbps
Date: 18.NOV.2005 15:56:14

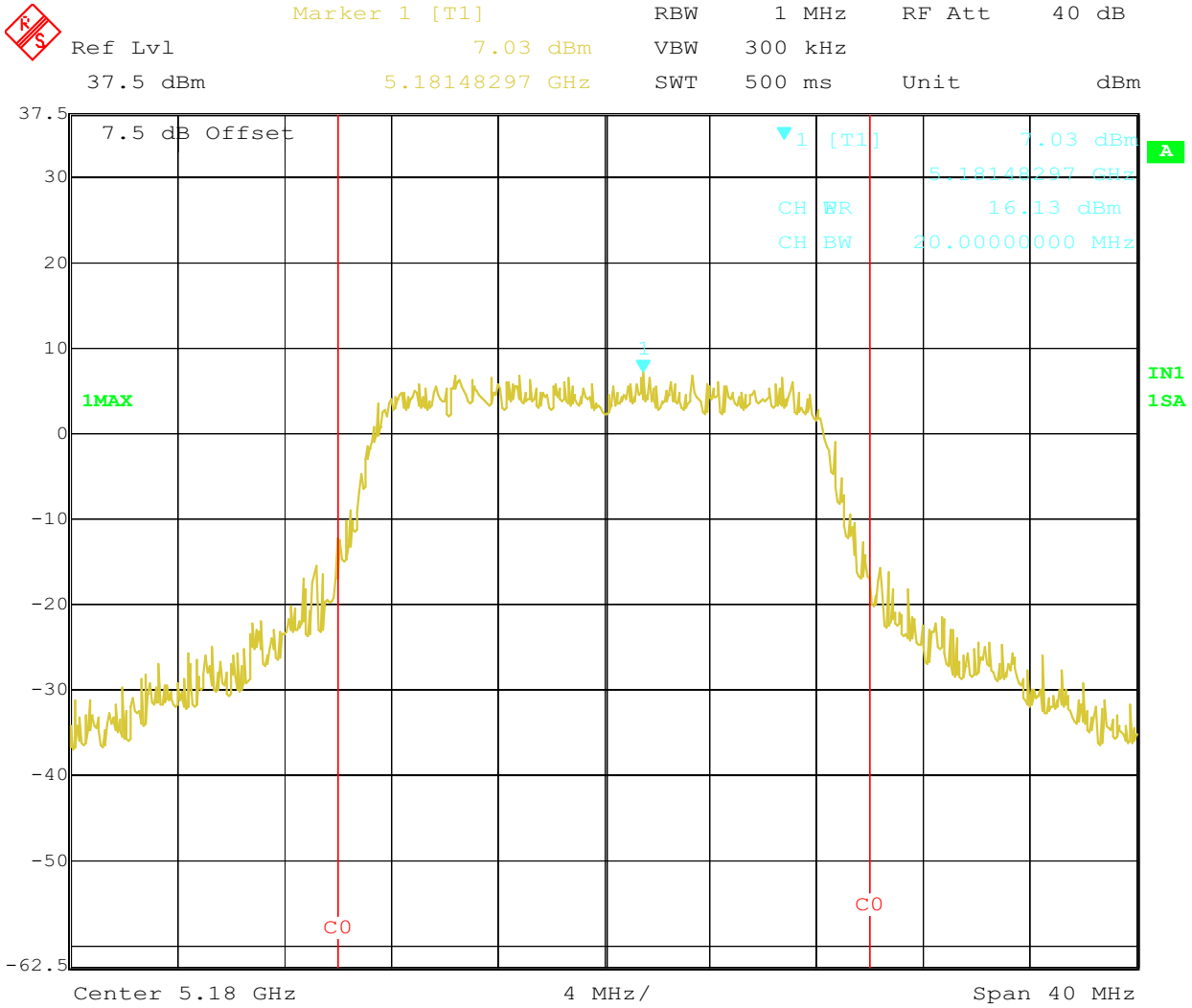

Title: 11A CH36 PEAKTRANSMT POWER 36Mbps
Date: 18.NOV.2005 15:57:34

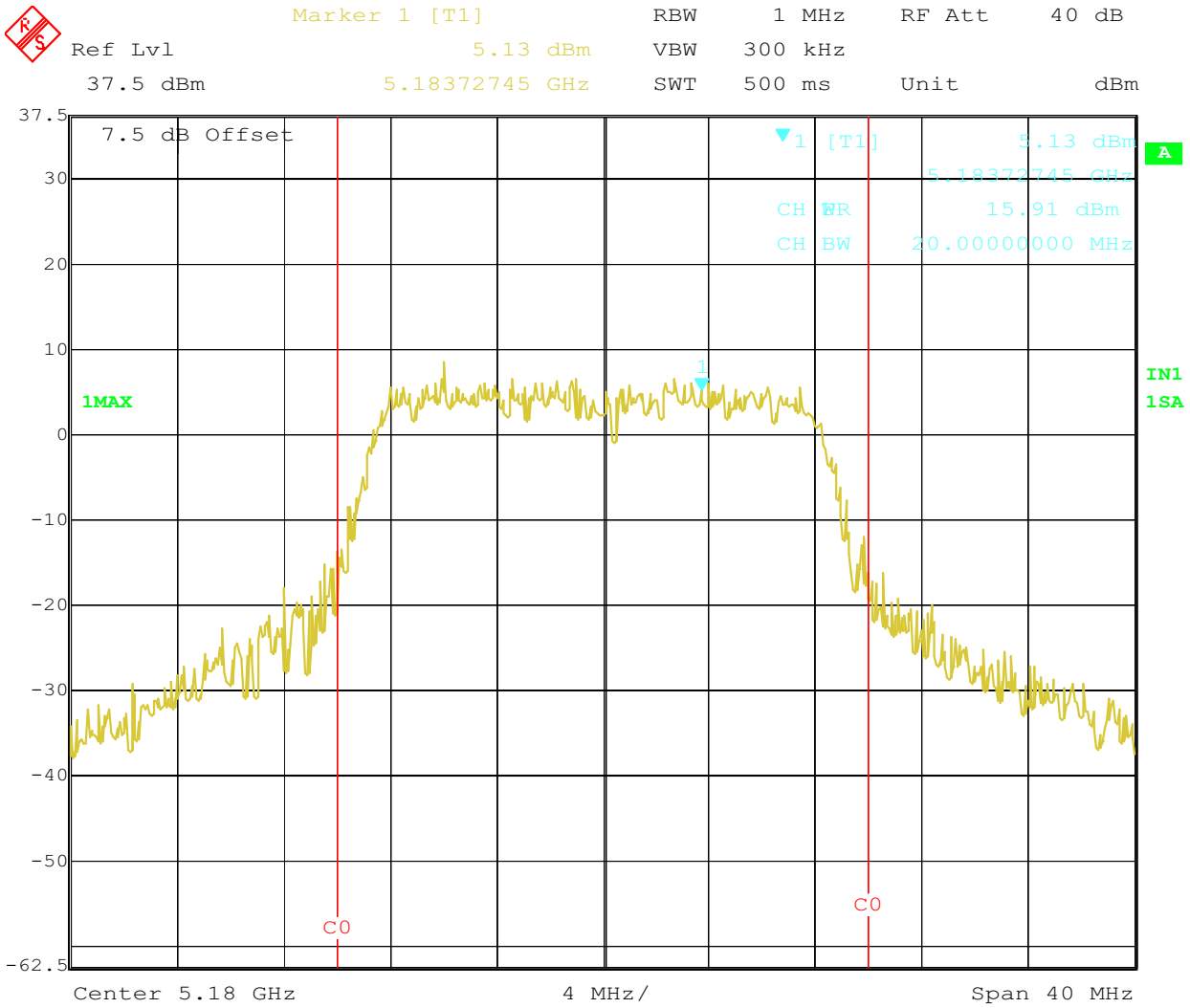

Title: 11A CH36 PEAKTRANSMT POWER 54Mbps
Date: 18.NOV.2005 16:01:14

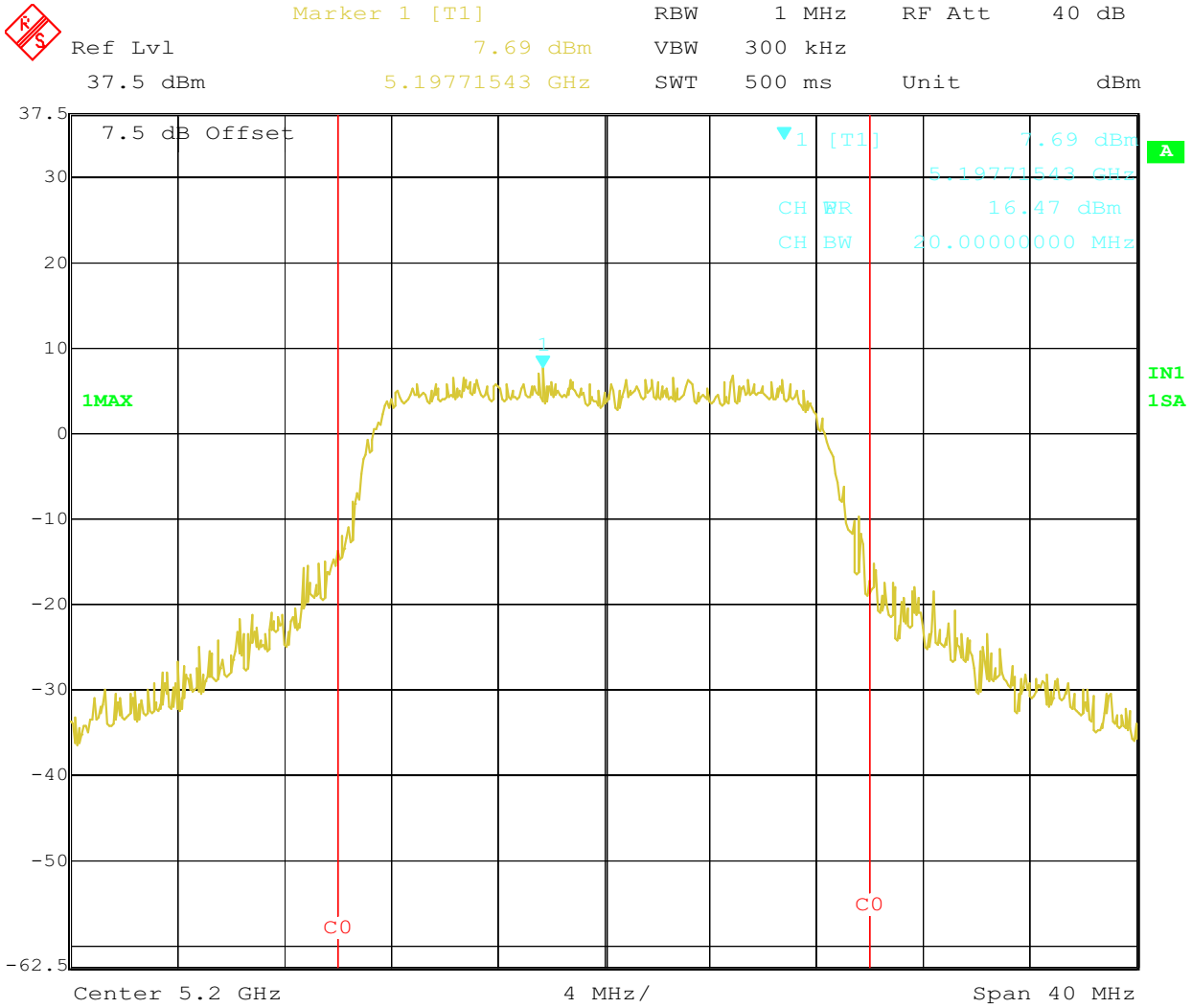

Title: 11A CH40 PEAKTRANSMT POWER 6Mbps
Date: 18.NOV.2005 16:02:52

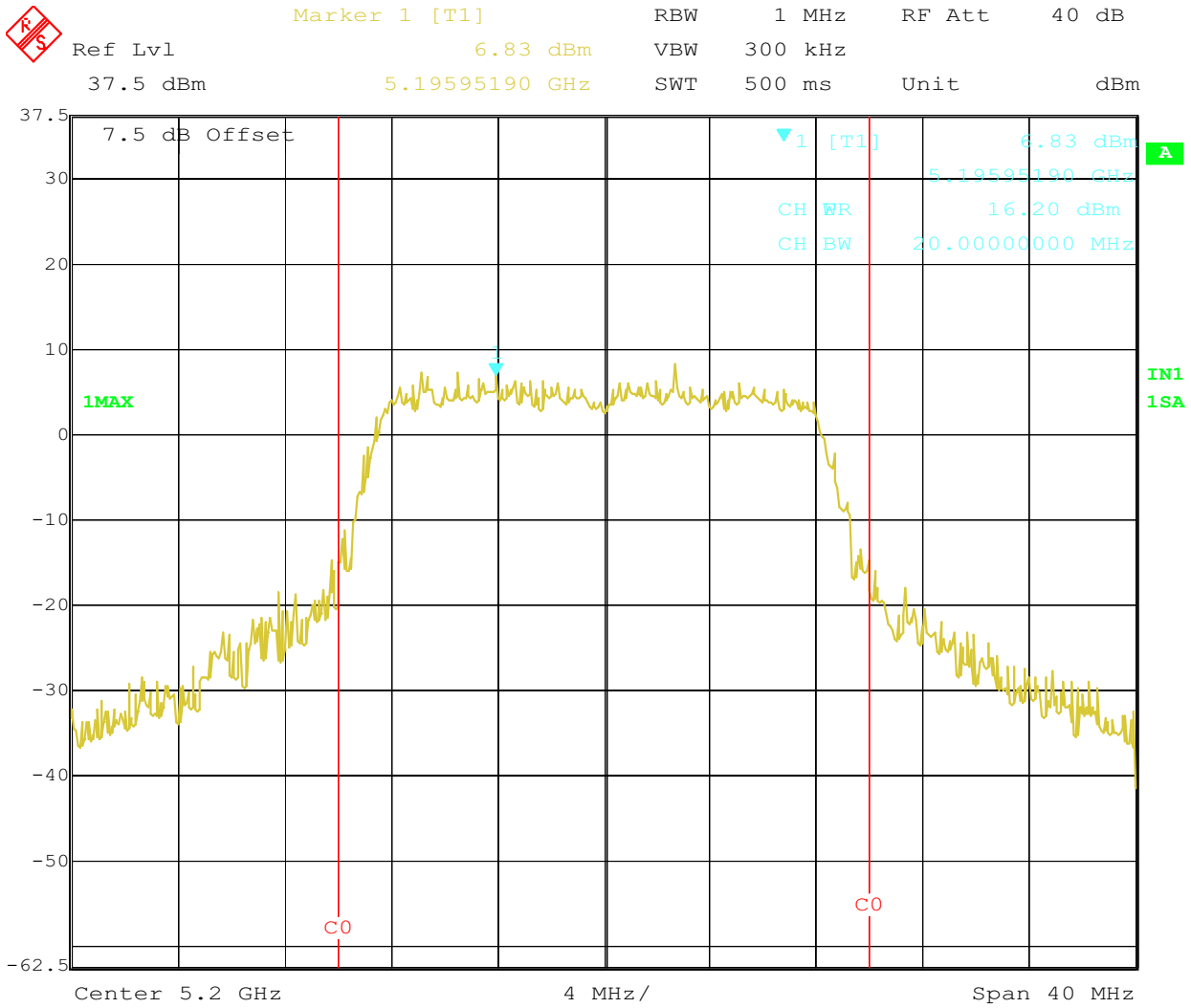

Title: 11A CH40 PEAKTRANSMIT POWER 18Mbps
Date: 18.NOV.2005 16:04:47

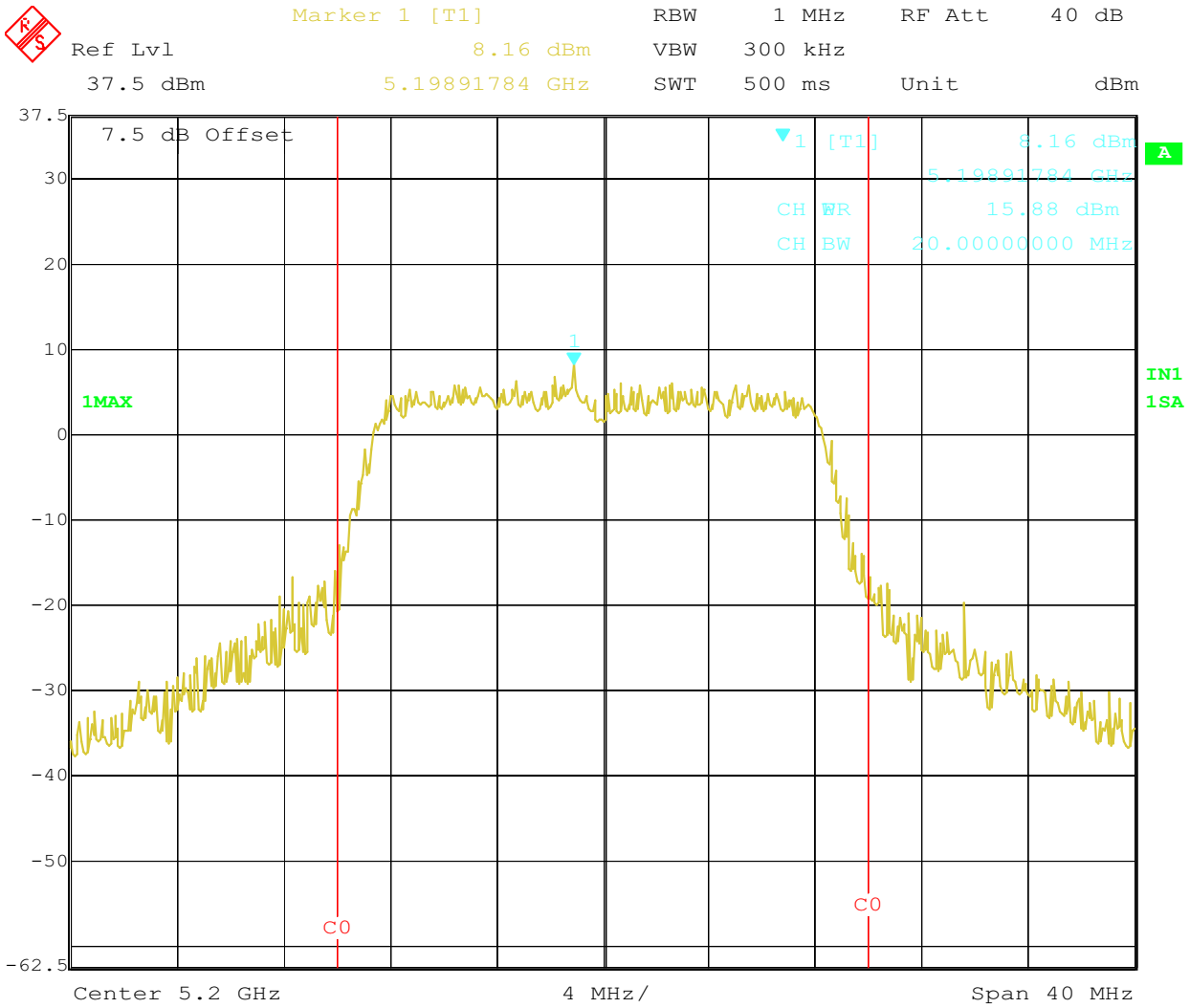

Title: 11A CH40 PEAKTRANSMT POWER 36Mbps
Date: 18.NOV.2005 16:06:01

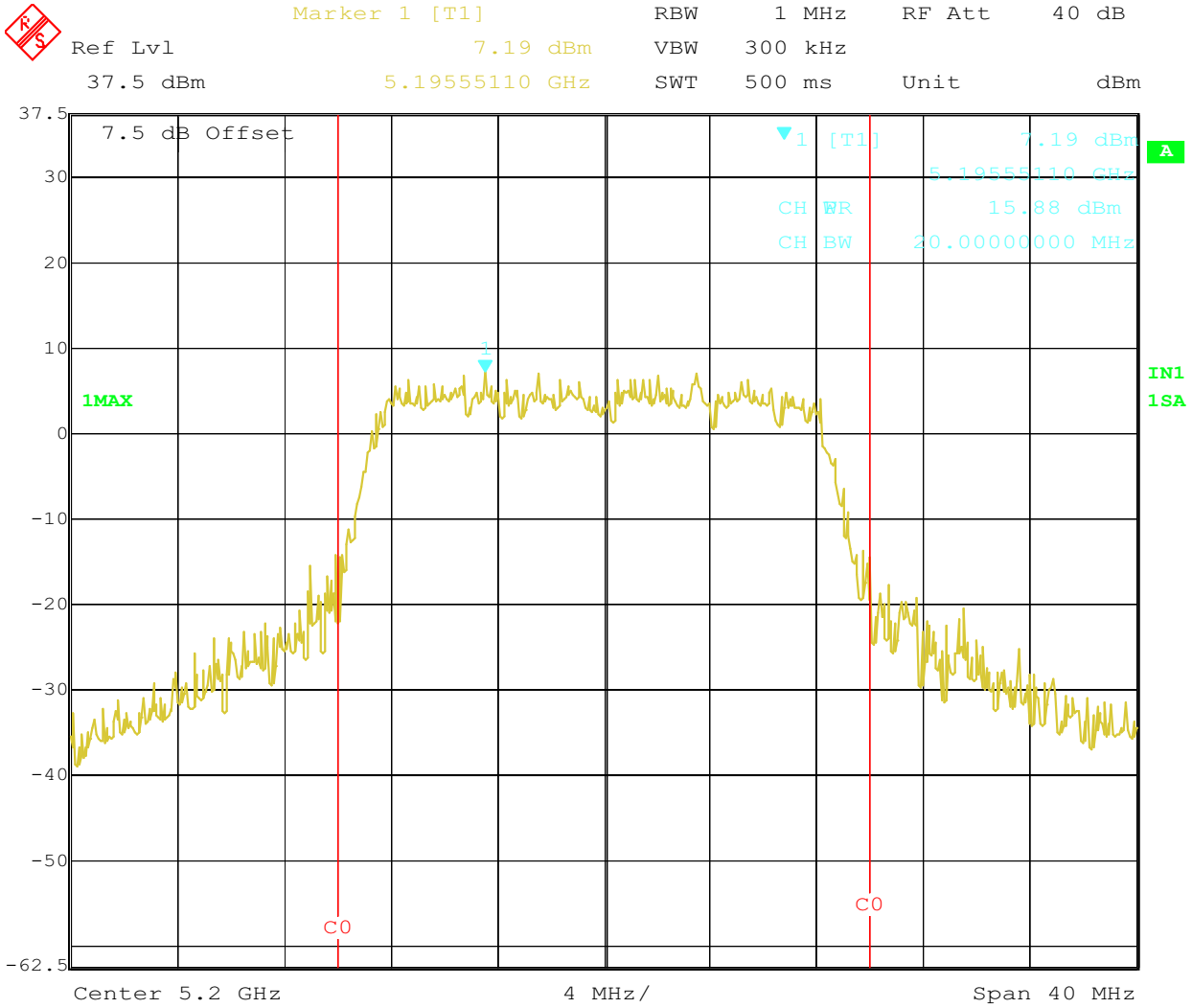

Title: 11A CH40 PEAKTRANSMT POWER 54Mbps
Date: 18.NOV.2005 16:07:23

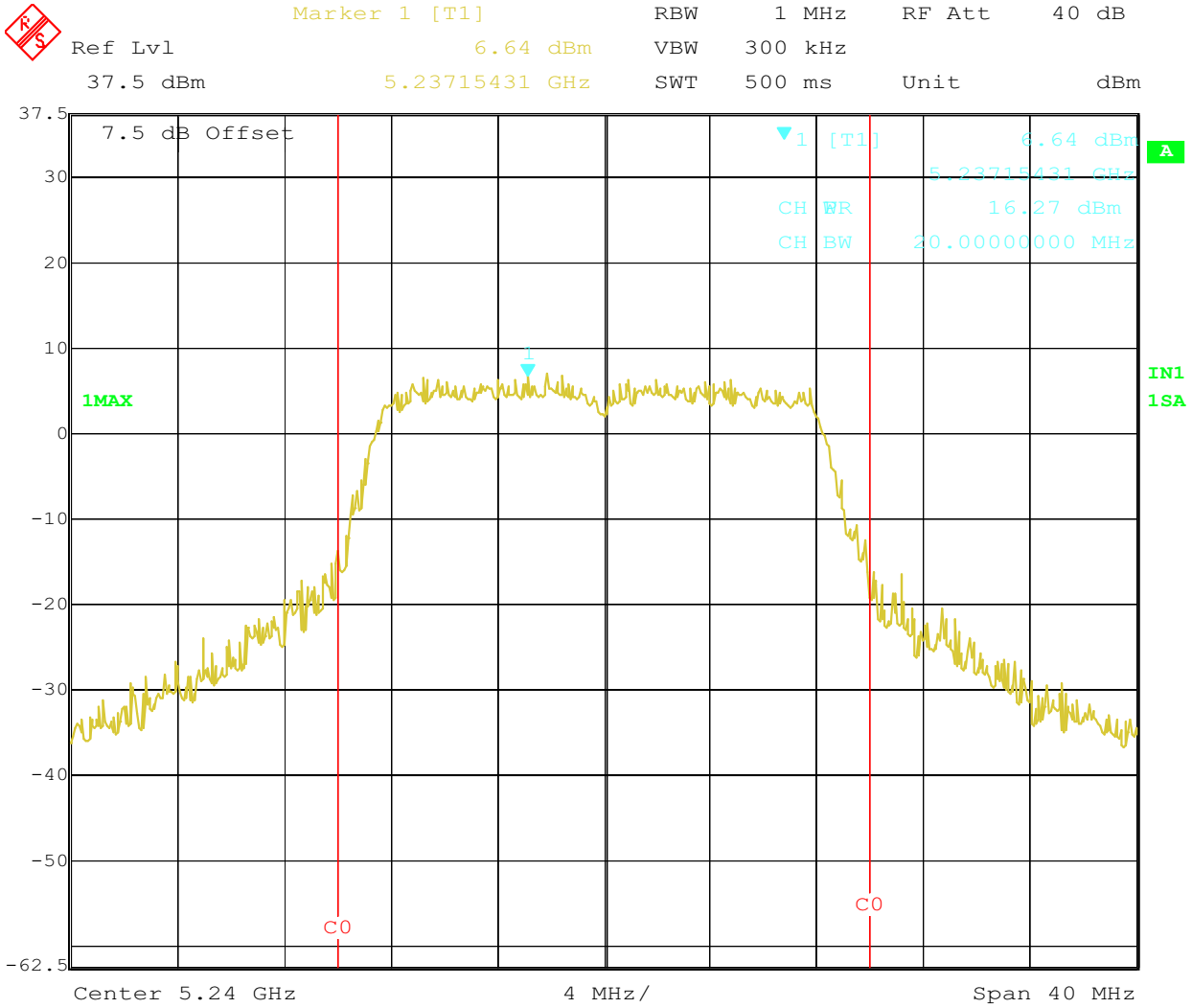

Title: 11A CH48 PEAKTRANSMT POWER 6Mbps
Date: 18.NOV.2005 16:13:15

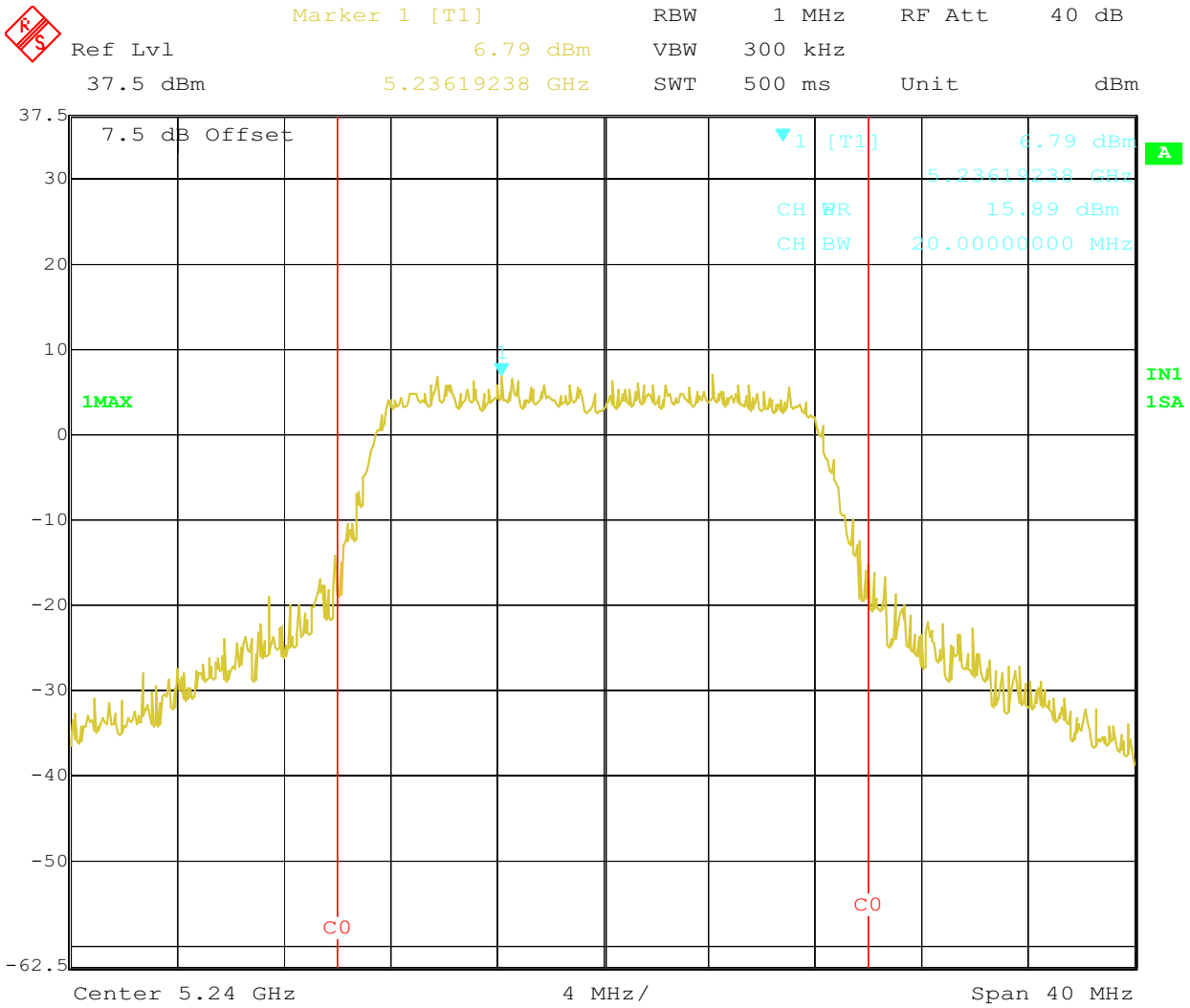

Title: 11A CH48 PEAKTRANSMT POWER 18Mbps
Date: 18.NOV.2005 16:14:36

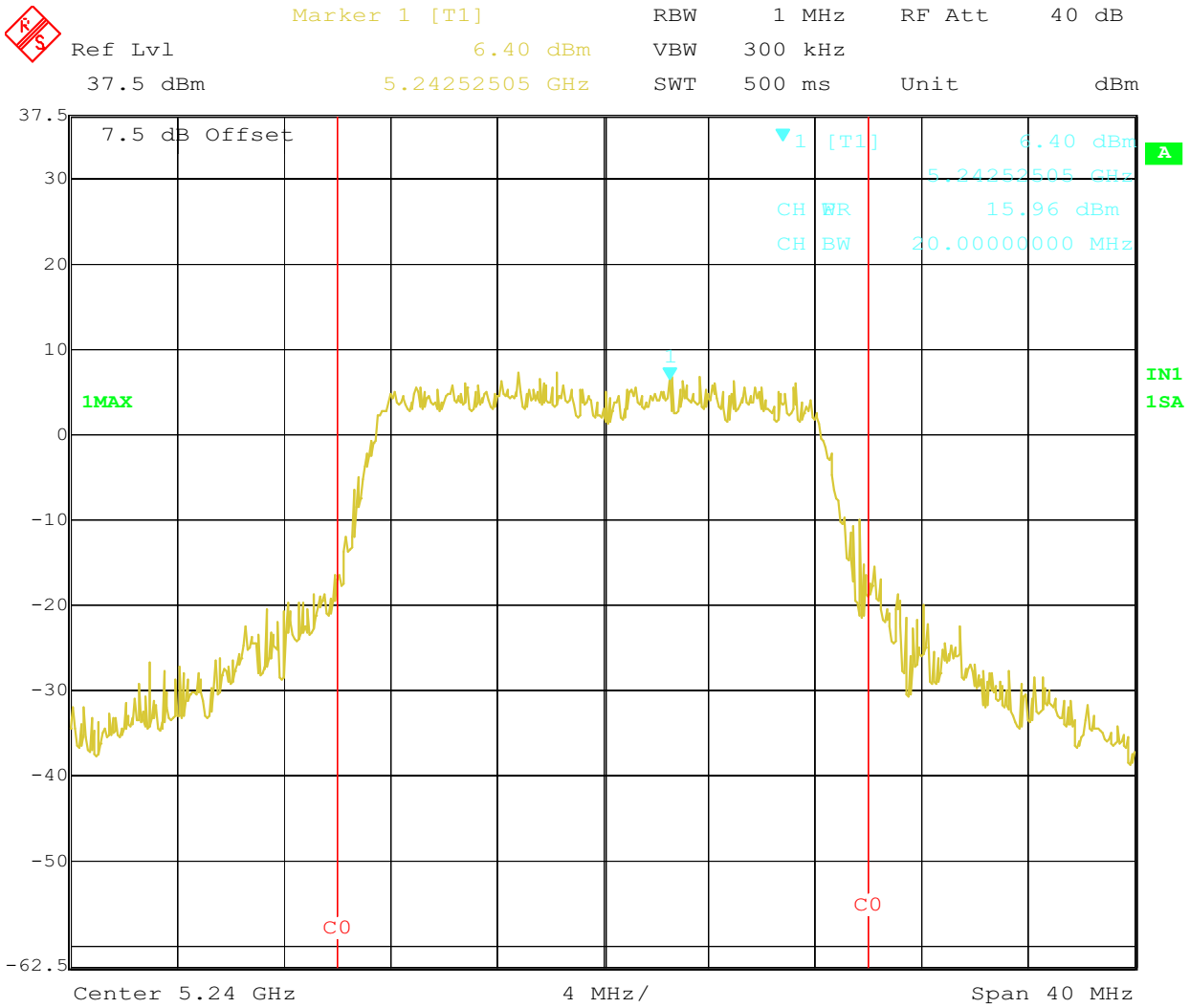

Title: 11A CH48 PEAKTRANSMT POWER 36Mbps
Date: 18.NOV.2005 16:16:31

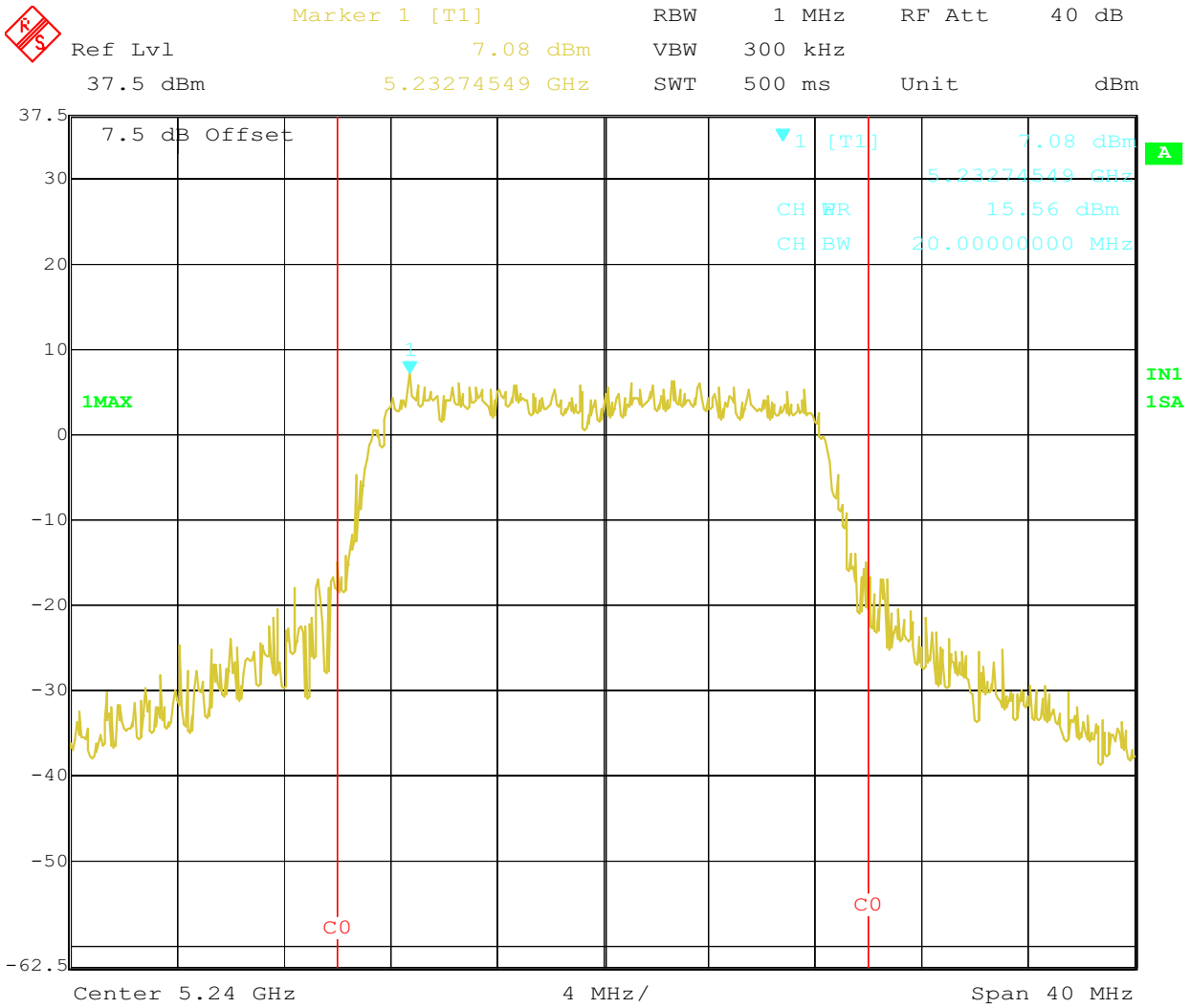

Title: 11A CH48 PEAKTRANSMIT POWER 54Mbps
Date: 18.NOV.2005 16:18:12

Appendix C

Peak Power Spectral Density

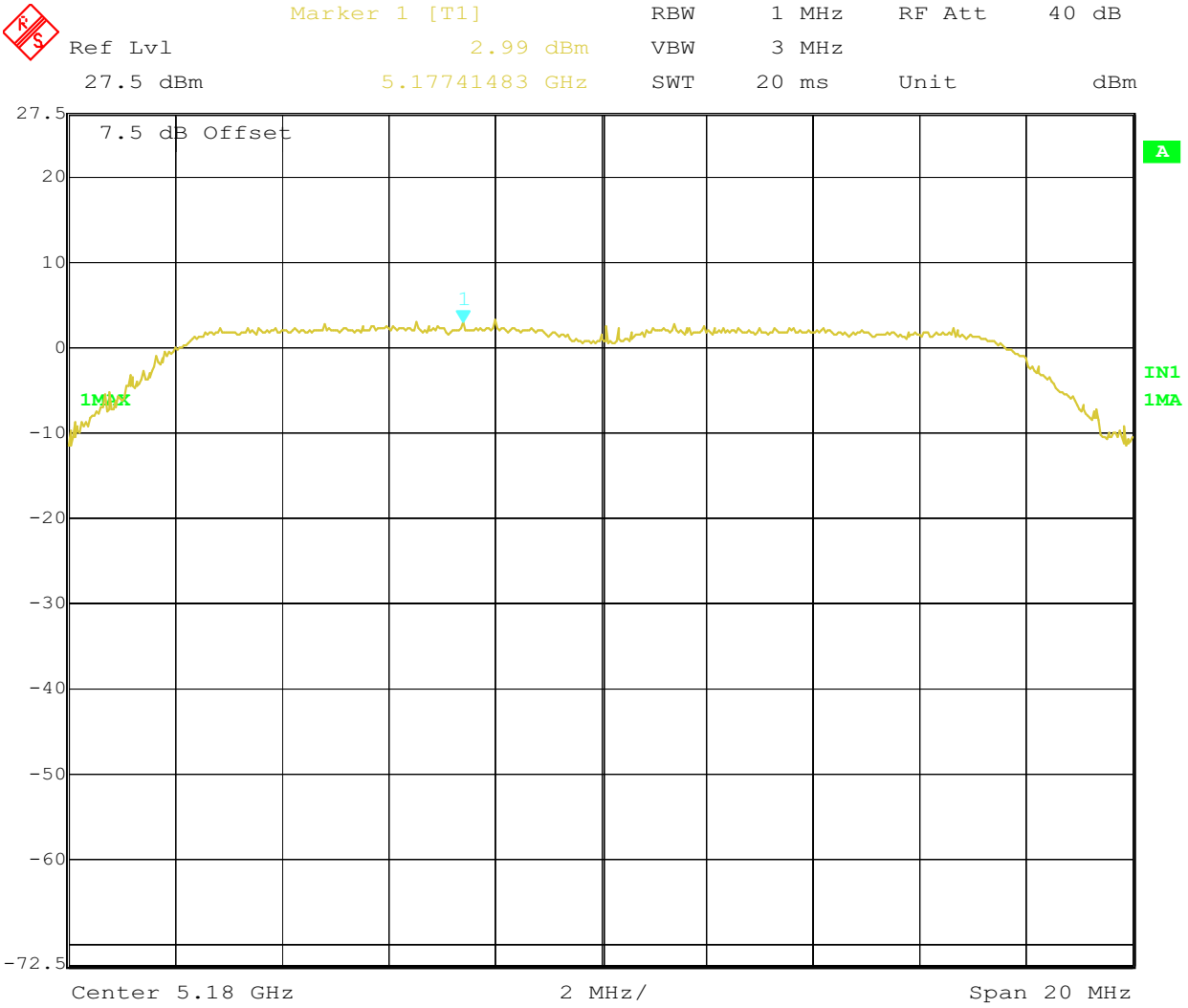

Title: 11A CH36 PEAK SPECTRAL DENSTY 6Mbps
Comment A: WAN HighTech Development Co,Ltd.
Date: 15.DEC.2005 18:12:00

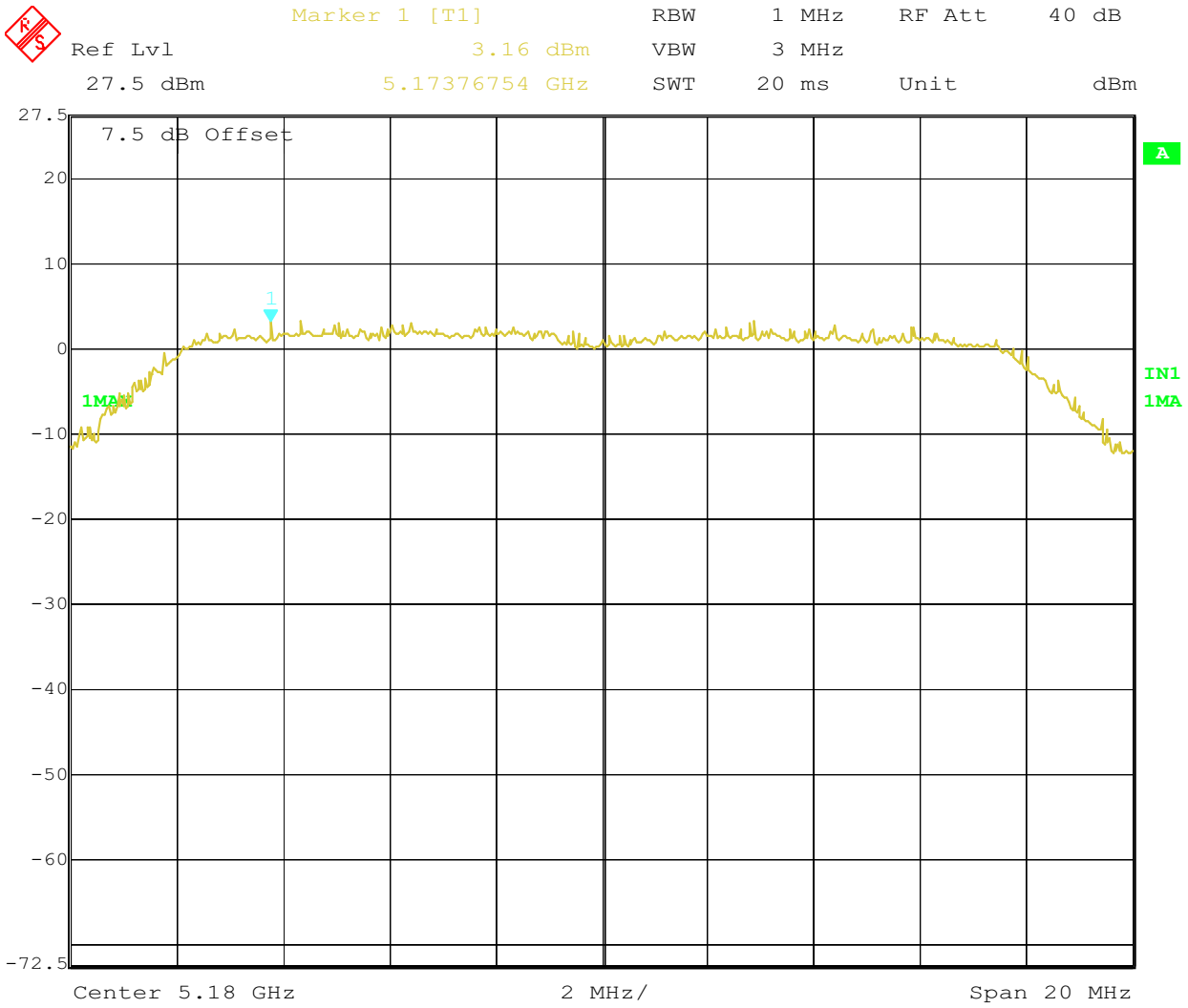

Title: 11A CH36 PEAK SPECTRAL DENSTY 18Mbps
Comment A: WAN HighTech Development Co,Ltd.
Date: 15.DEC.2005 18:13:03

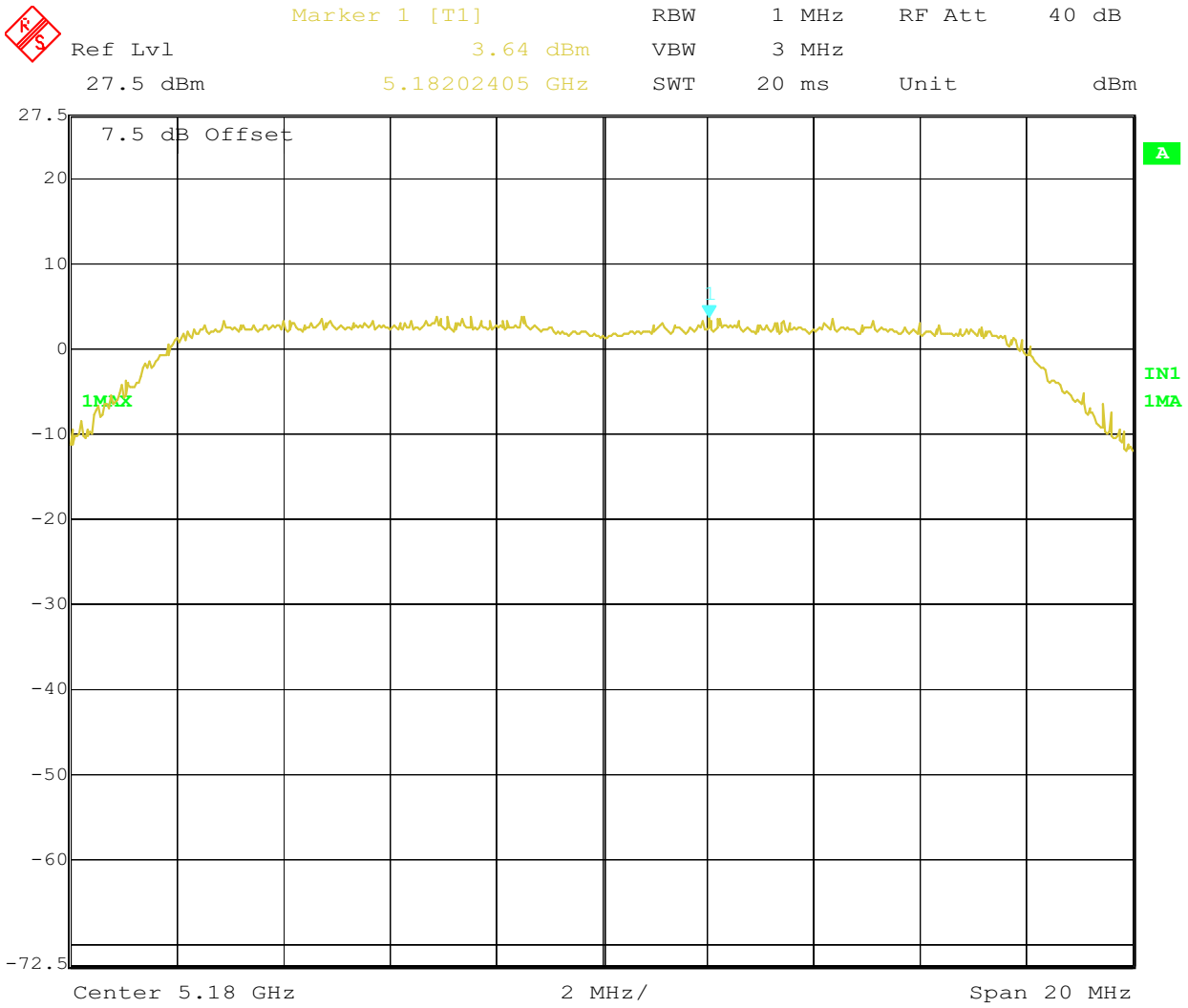

Title: 11A CH36 PEAK SPECTRAL DENSTY 36Mbps
Comment A: WAN HighTech Development Co,Ltd.
Date: 15.DEC.2005 18:13:43

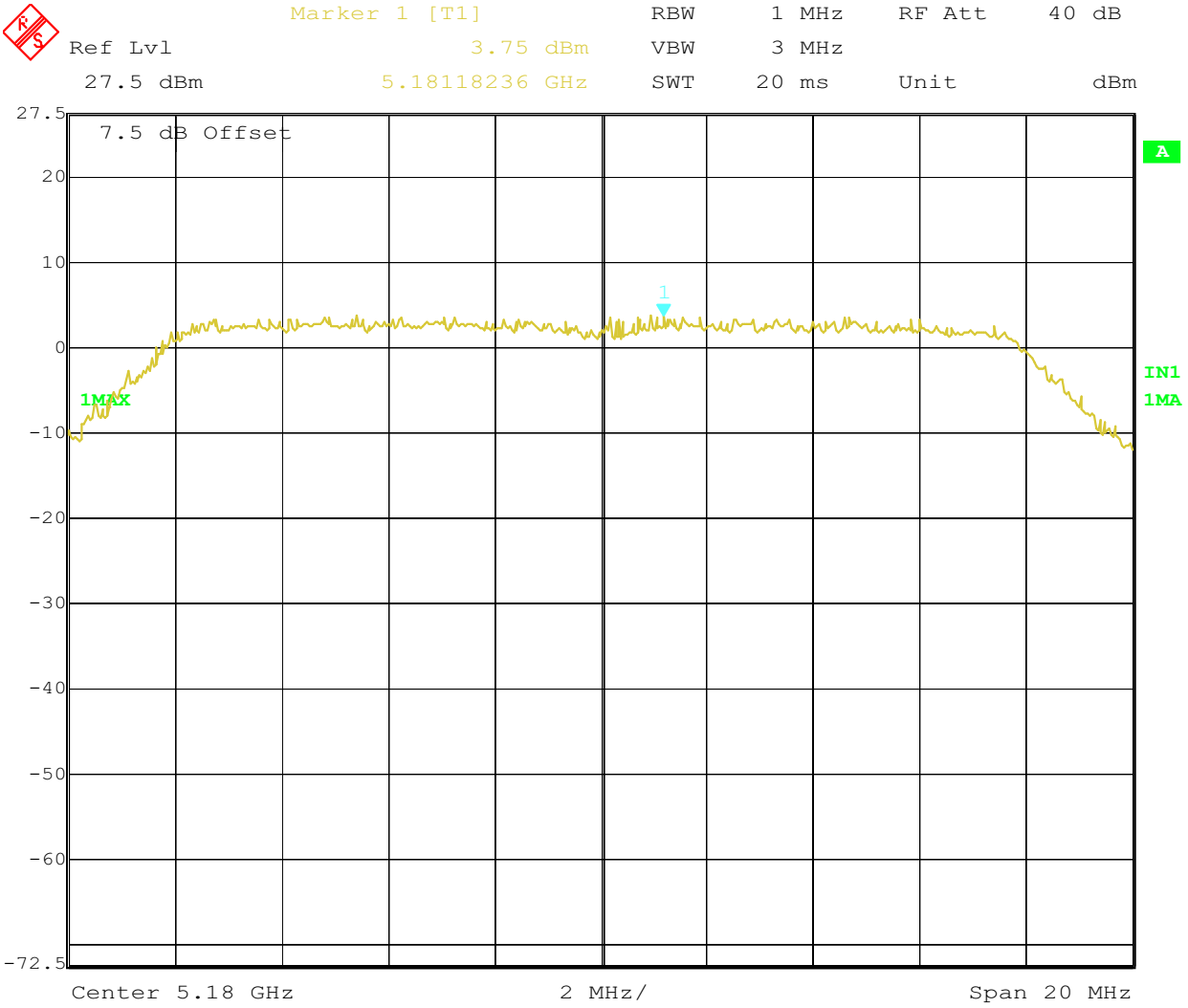

Title: 11A CH36 PEAK SPECTRAL DENSTY 54Mbps
Comment A: WAN HighTech Development Co,Ltd.
Date: 15.DEC.2005 18:14:22

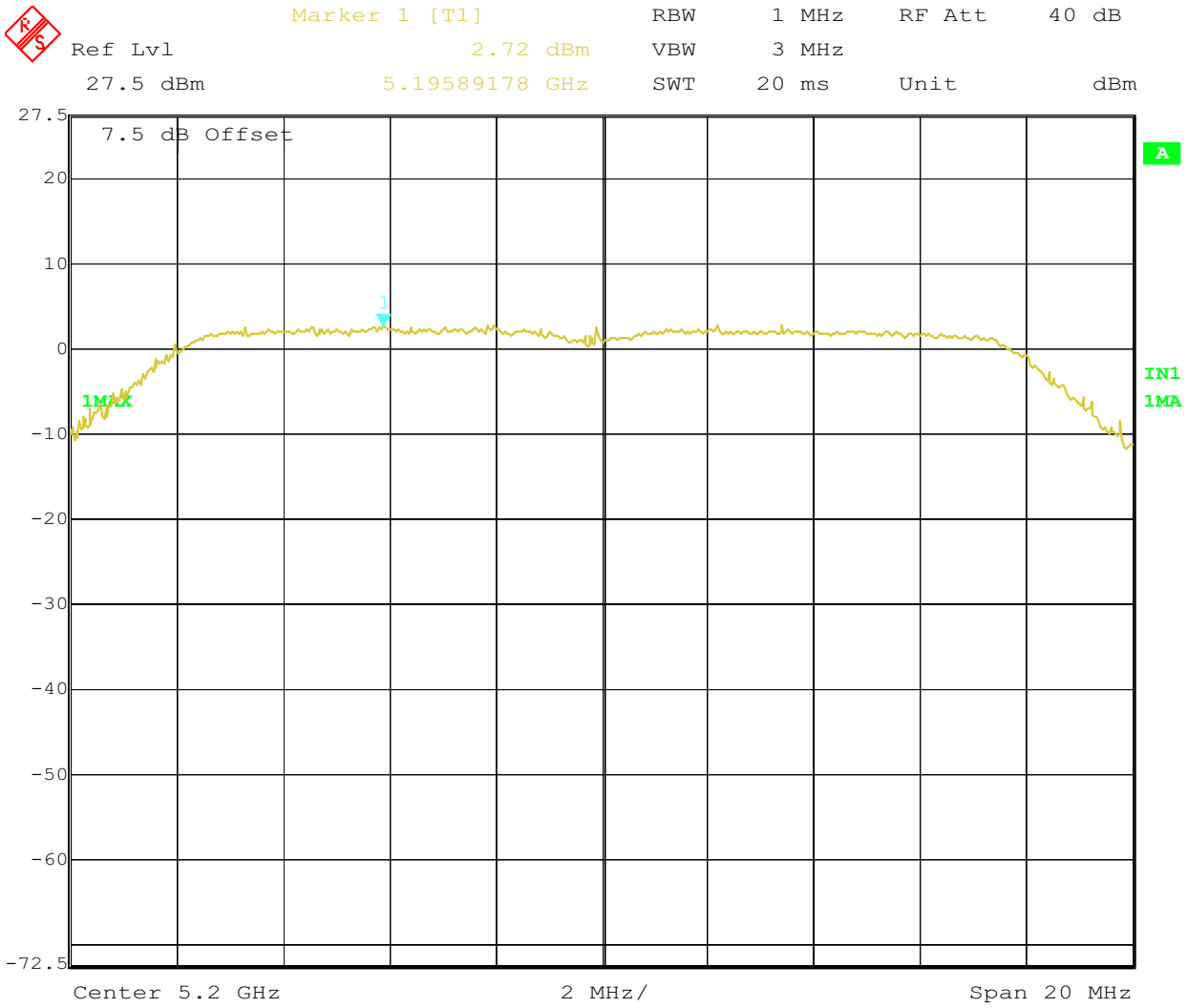

Title: 11A CH40 PEAK SPECTRAL DENSITY 6Mbps
Comment A: WAN HighTech Development Co,Ltd.
Date: 15.DEC.2005 18:17:31

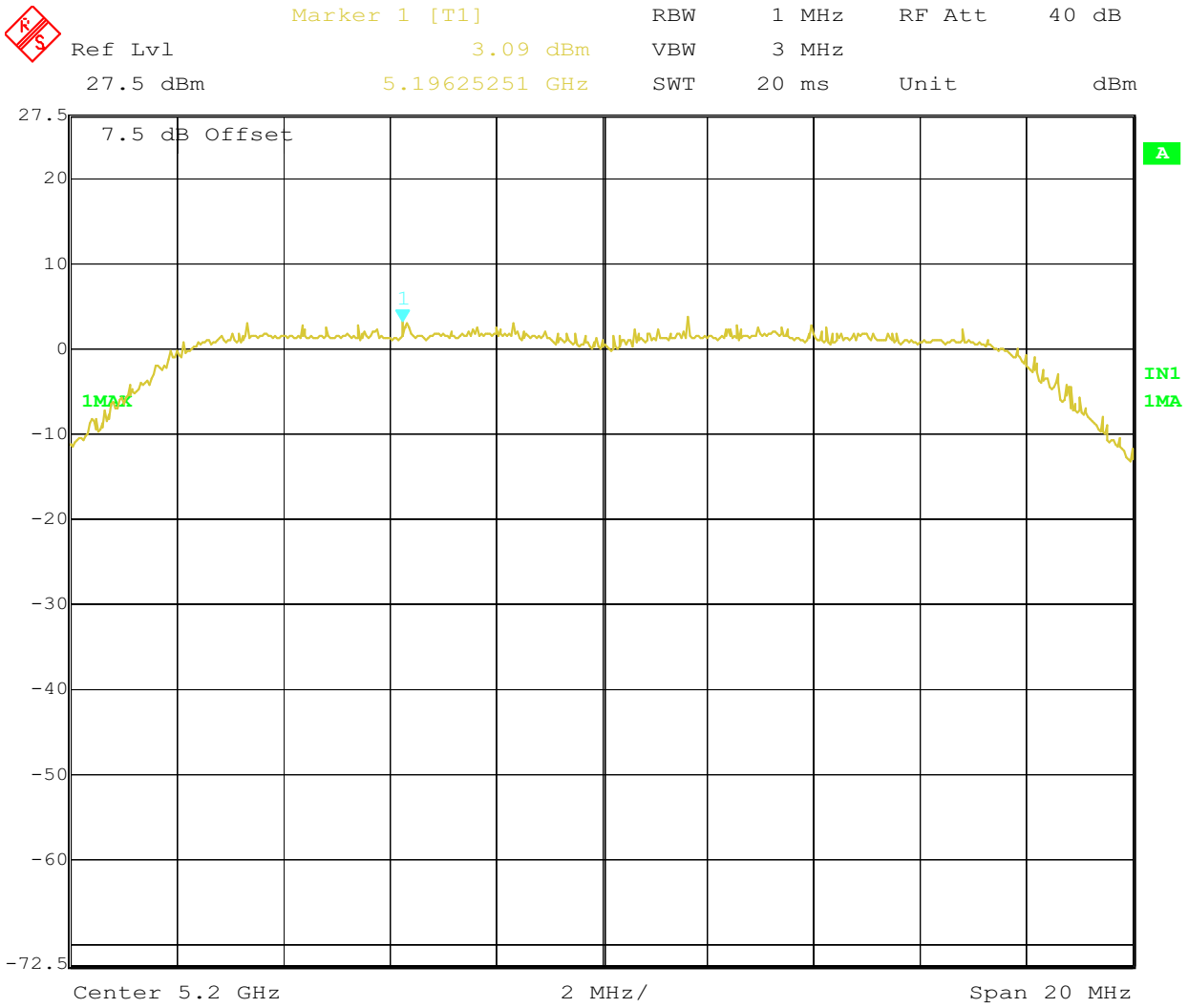

Title: 11A CH40 PEAKSPECTRAL DENSTY18Mbps
Comment A: WAN HighTech Development Co,Ltd.
Date: 15.DEC.2005 18:16:51

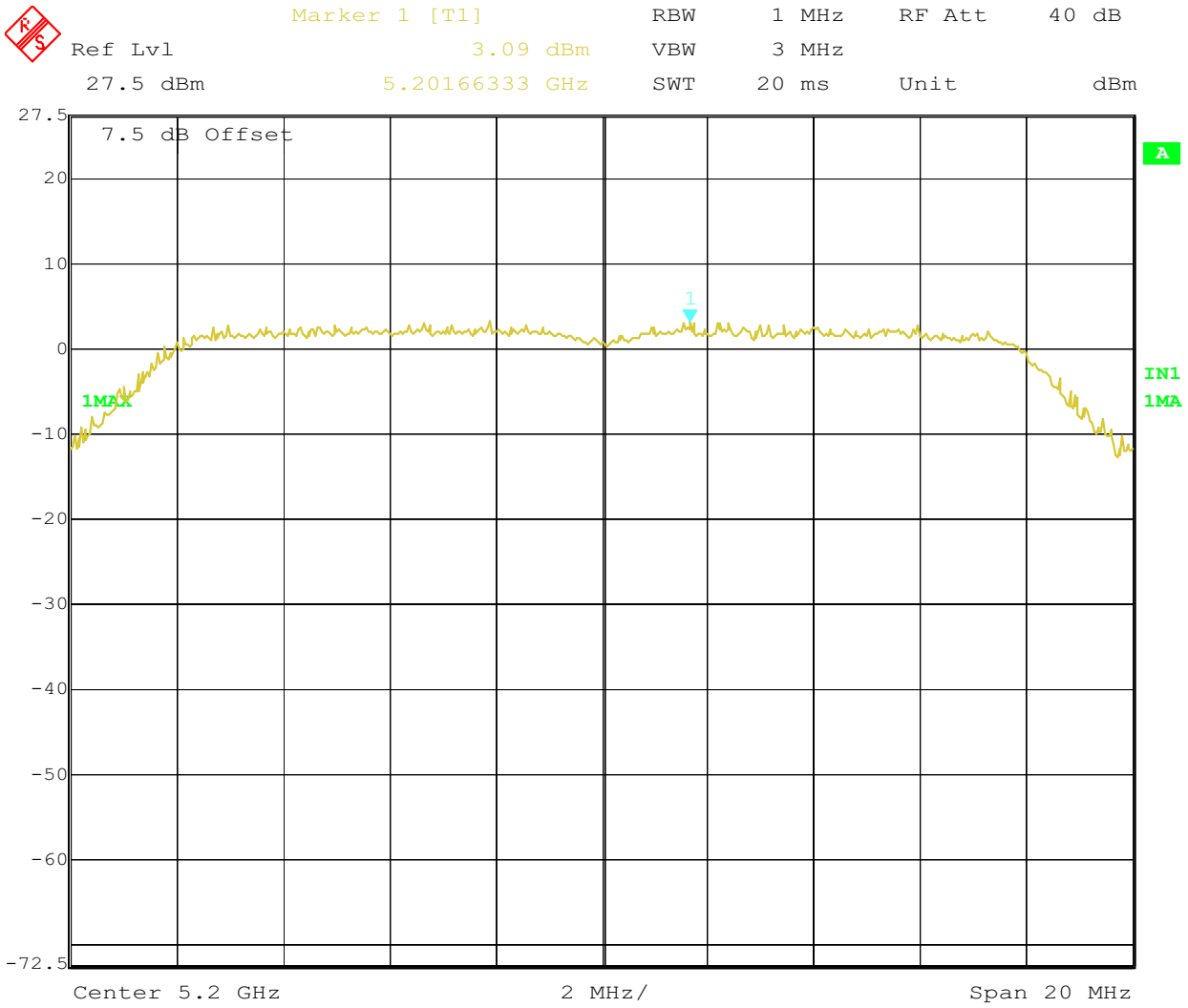

Title: 11A CH40 PEAK SPECTRAL DENSTY 36Mbps
Comment A: WAN HighTech Development Co,Ltd.
Date: 15.DEC.2005 18:15:54

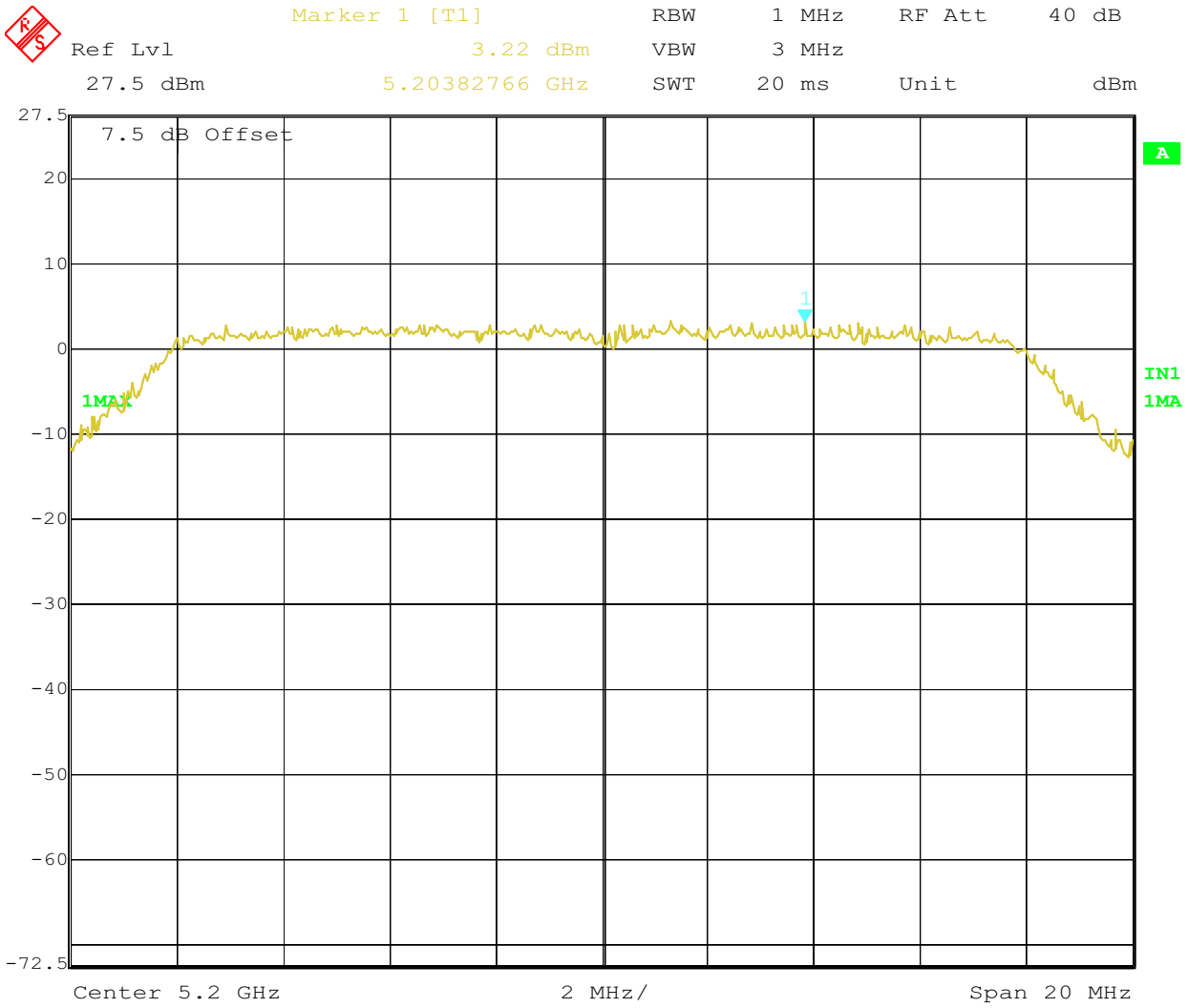

Title: 11A CH40 PEAK SPECTRAL DENSITY 54Mbps
Comment A: WAN HighTech Development Co,Ltd.
Date: 15.DEC.2005 18:15:06

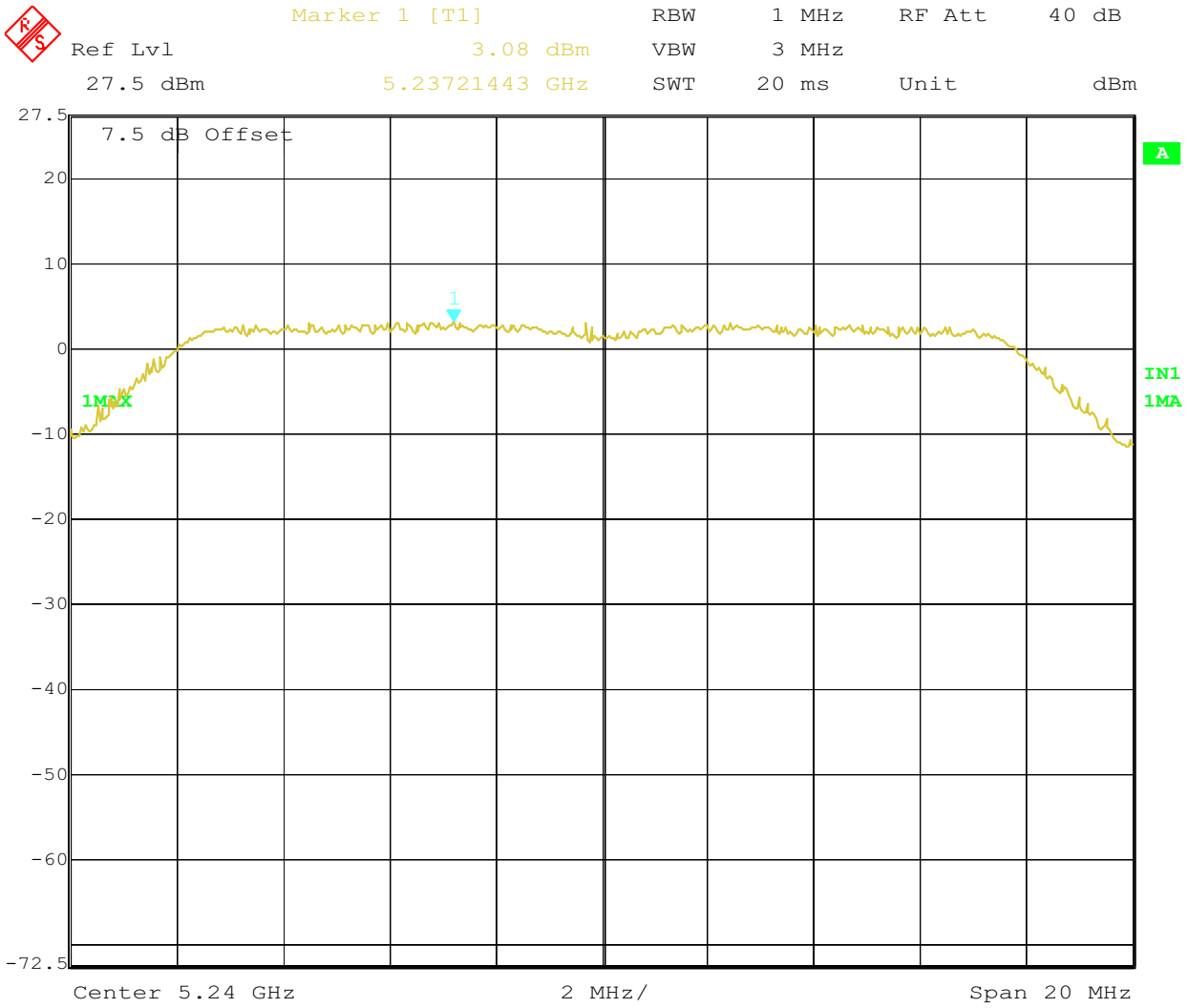

Title: 11A CH48 PEAKSPECTRAL DENSTY6Mbps
Comment A: WAN HighTech Development Co,Ltd.
Date: 15.DEC.2005 18:19:53

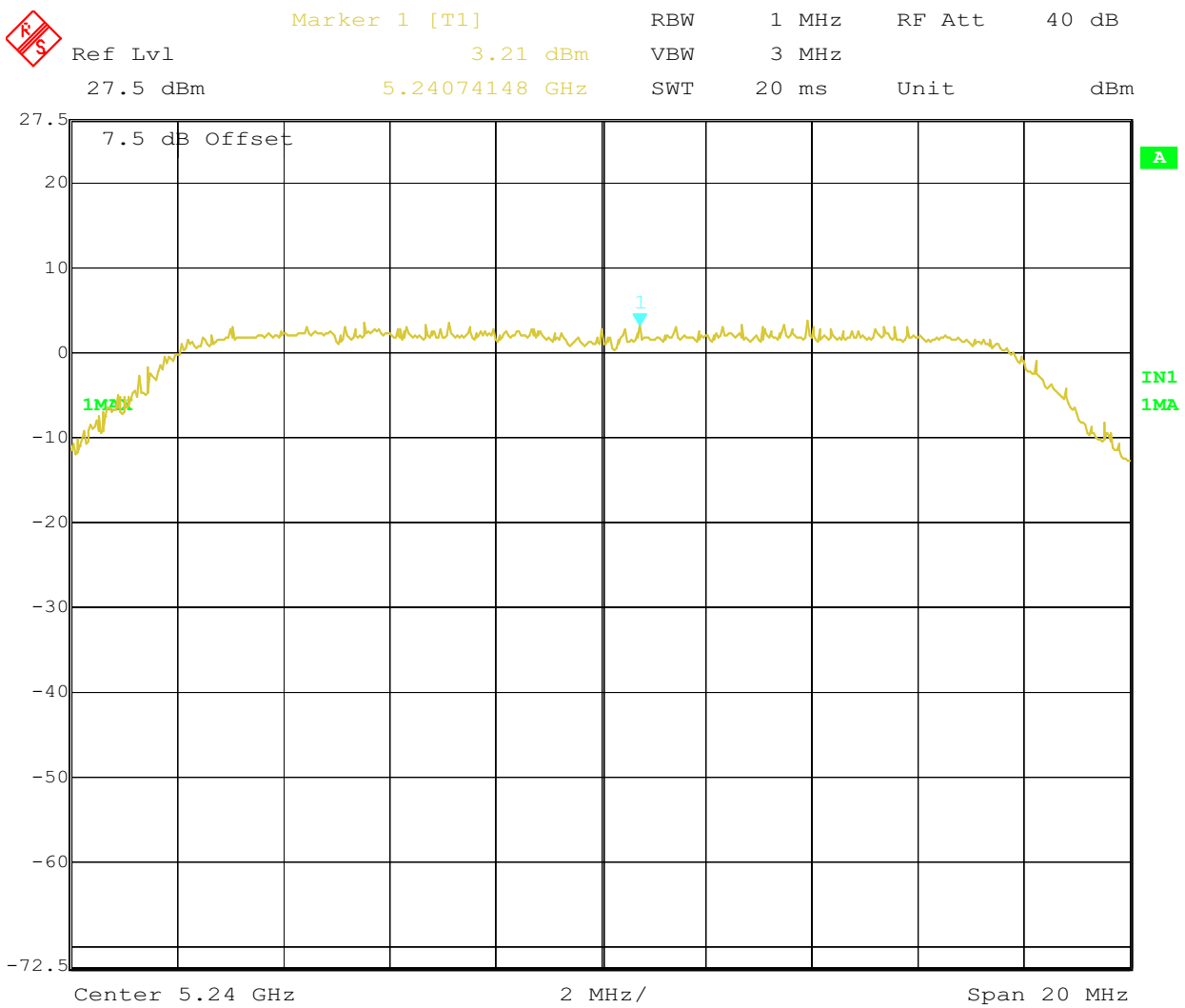

Title: 11A CH48 PEAKSPECTRAL DENSTY18Mbps
Comment A: WAN HighTech Development Co,Ltd.
Date: 15.DEC.2005 18:20:52

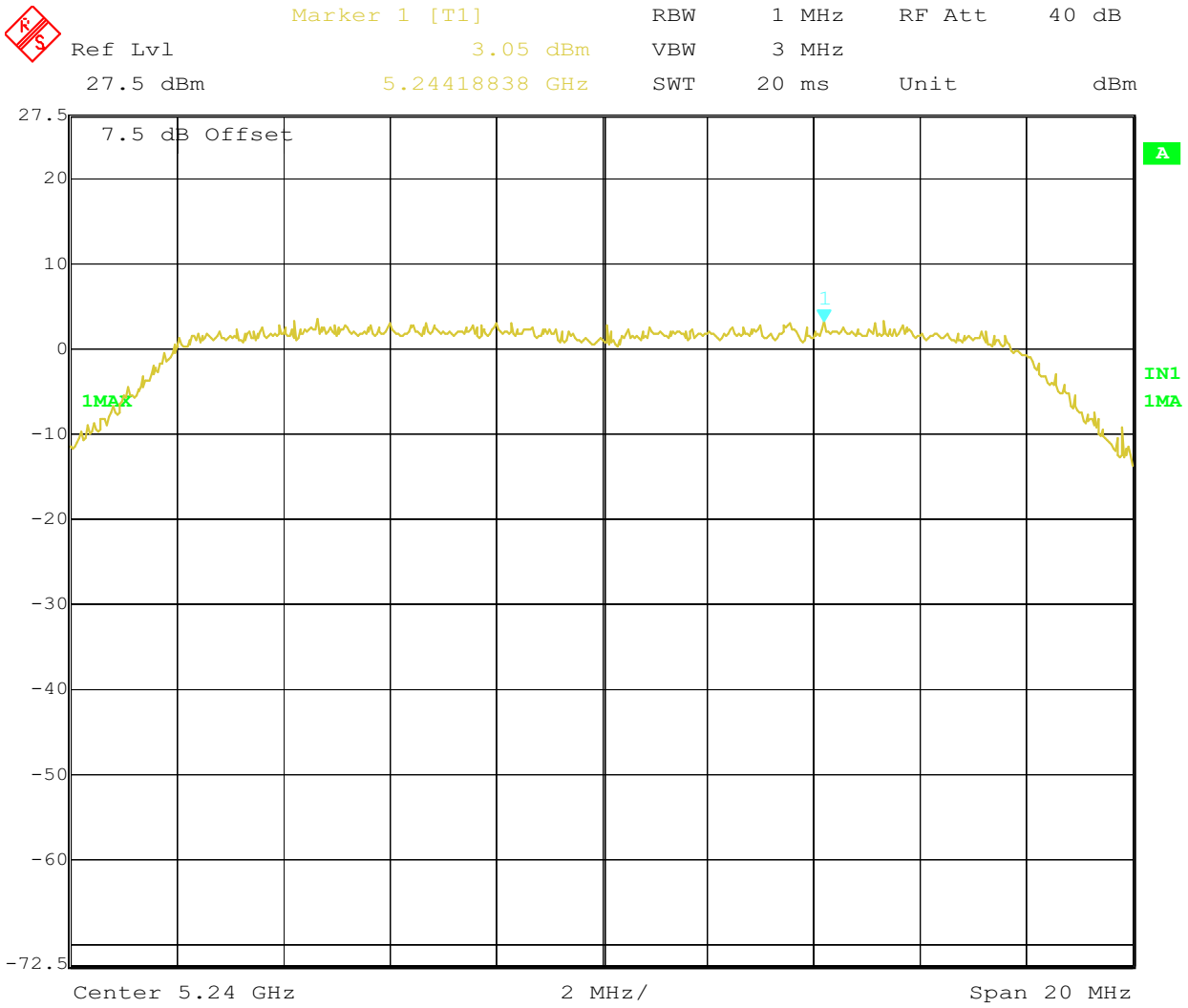

Title: 11A CH48 PEAKSPECTRAL DENSTY36Mbps
Comment A: WAN HighTech Development Co,Ltd.
Date: 15.DEC.2005 18:21:41

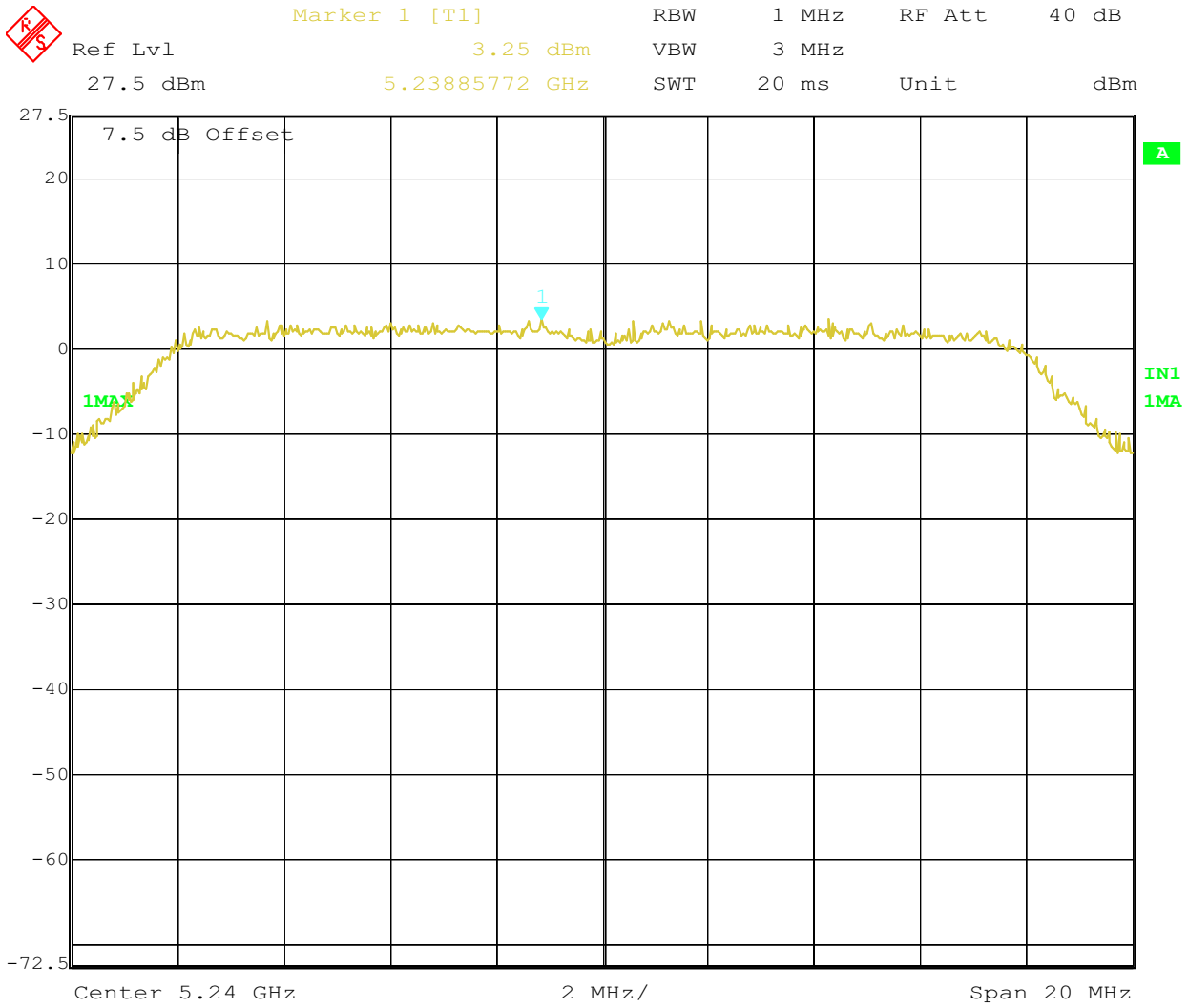

Title: 11A CH48 PEAKSPECTRAL DENSTY54Mbps
Comment A: WAN HighTech Development Co,Ltd.
Date: 15.DEC.2005 18:22:20

Appendix D

Ratio of Peak Excursion of the modulation envelope

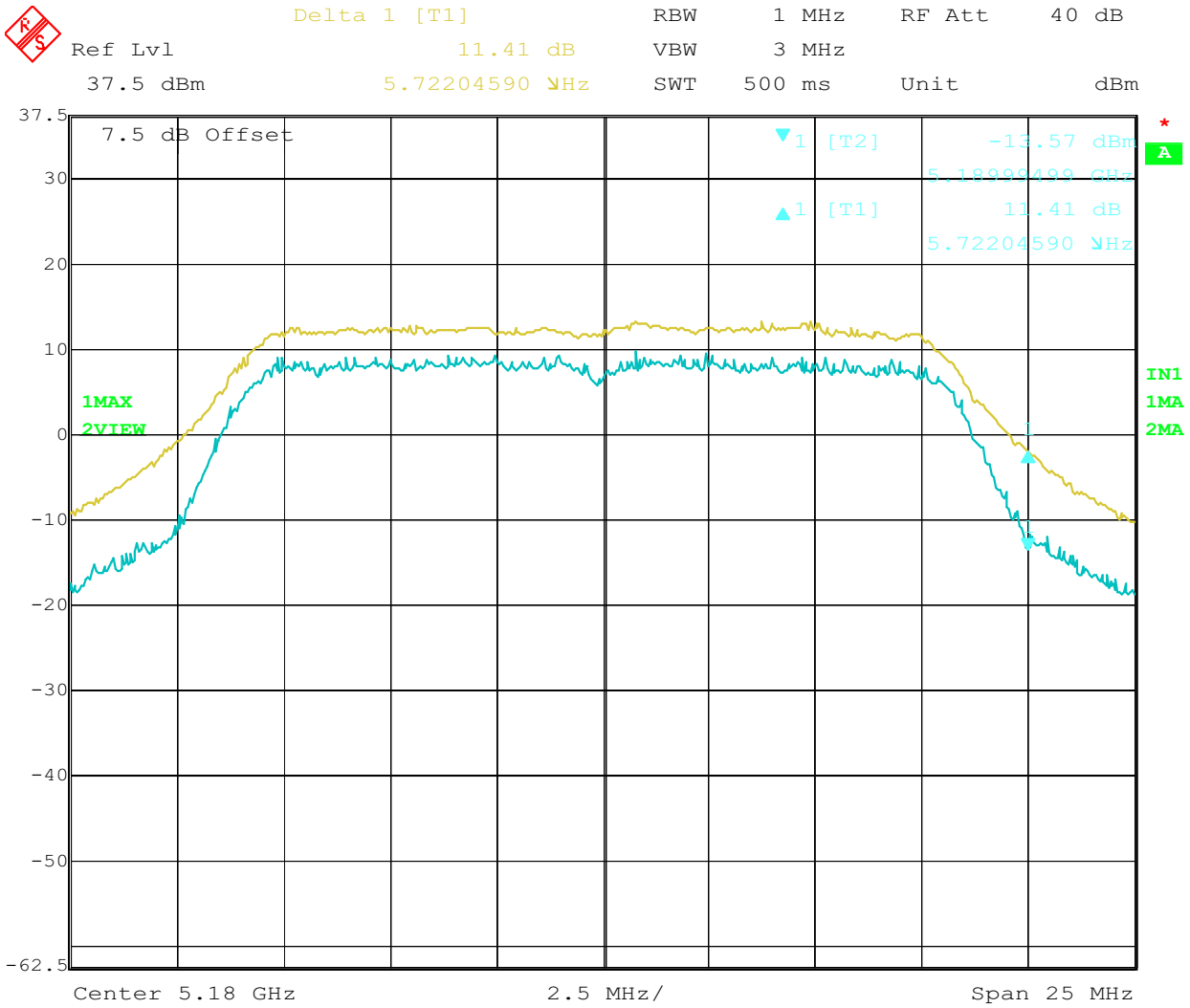

Title: 11A CH36 PEAK POWER EXCURSION 6Mbps
Date: 18.NOV.2005 18:50:43

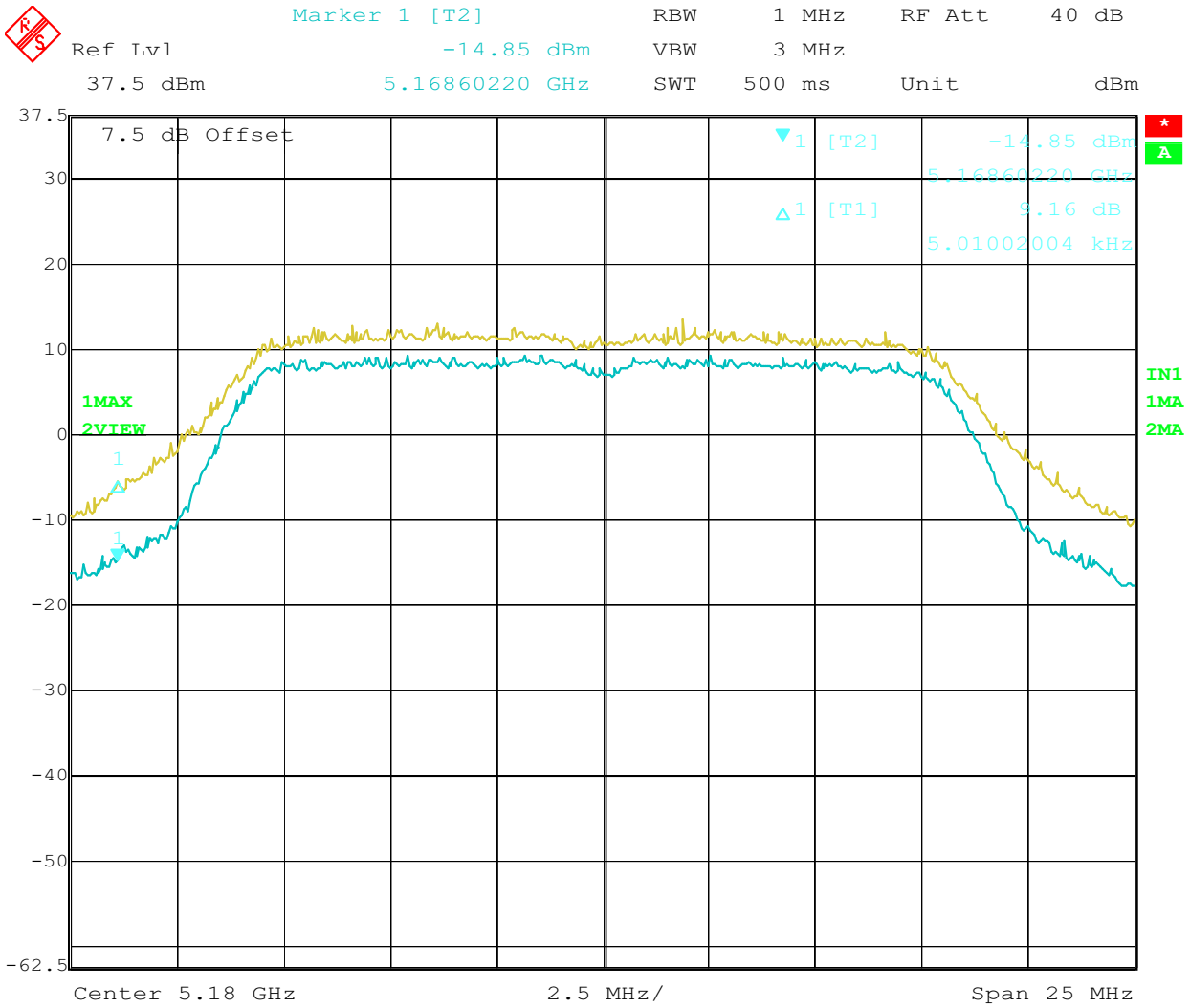

Title: 11A CH36 PEAK POWER EXCURSION 18Mbps
Date: 18.NOV.2005 18:57:45

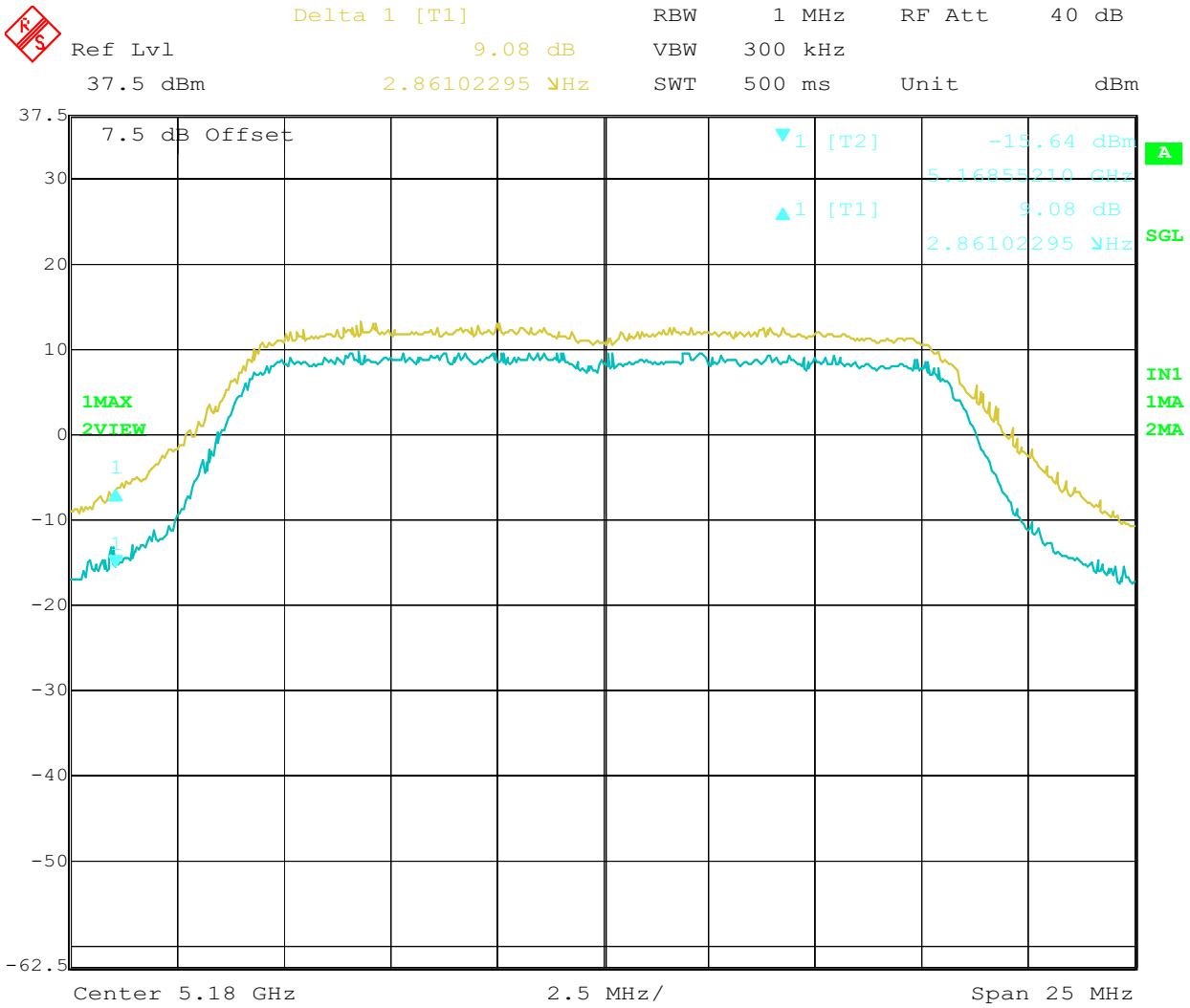

Title: 11A CH36 PEAK POWER EXCURSION 36Mbps
Date: 18.NOV.2005 19:08:01

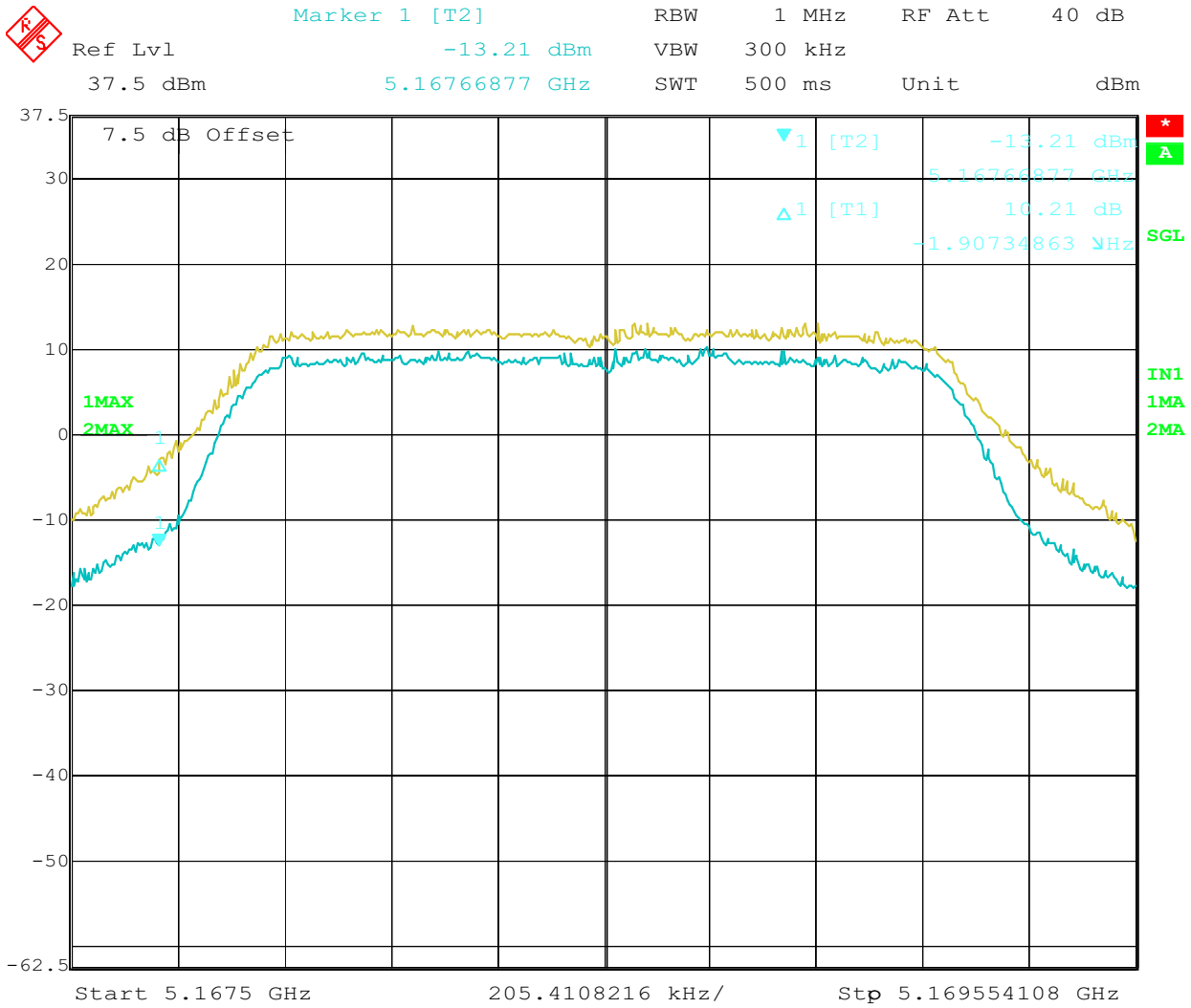

Title: 11A CH36 PEAK POWER EXCURSION 54Mbps
Date: 18.NOV.2005 19:14:28

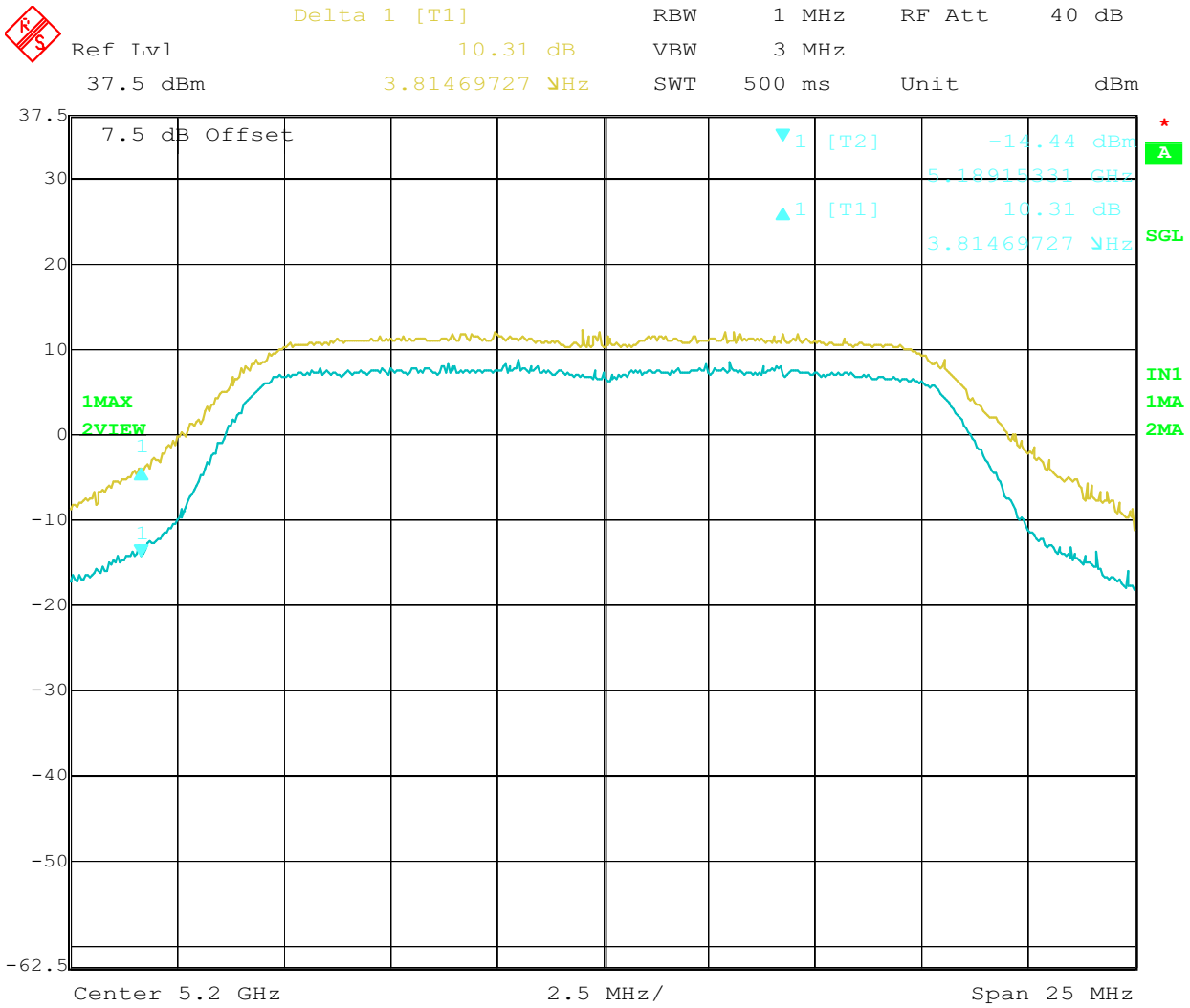

Title: 11A CH40 PEAK POWER EXCURSION 6Mbps
Date: 18.NOV.2005 19:21:01

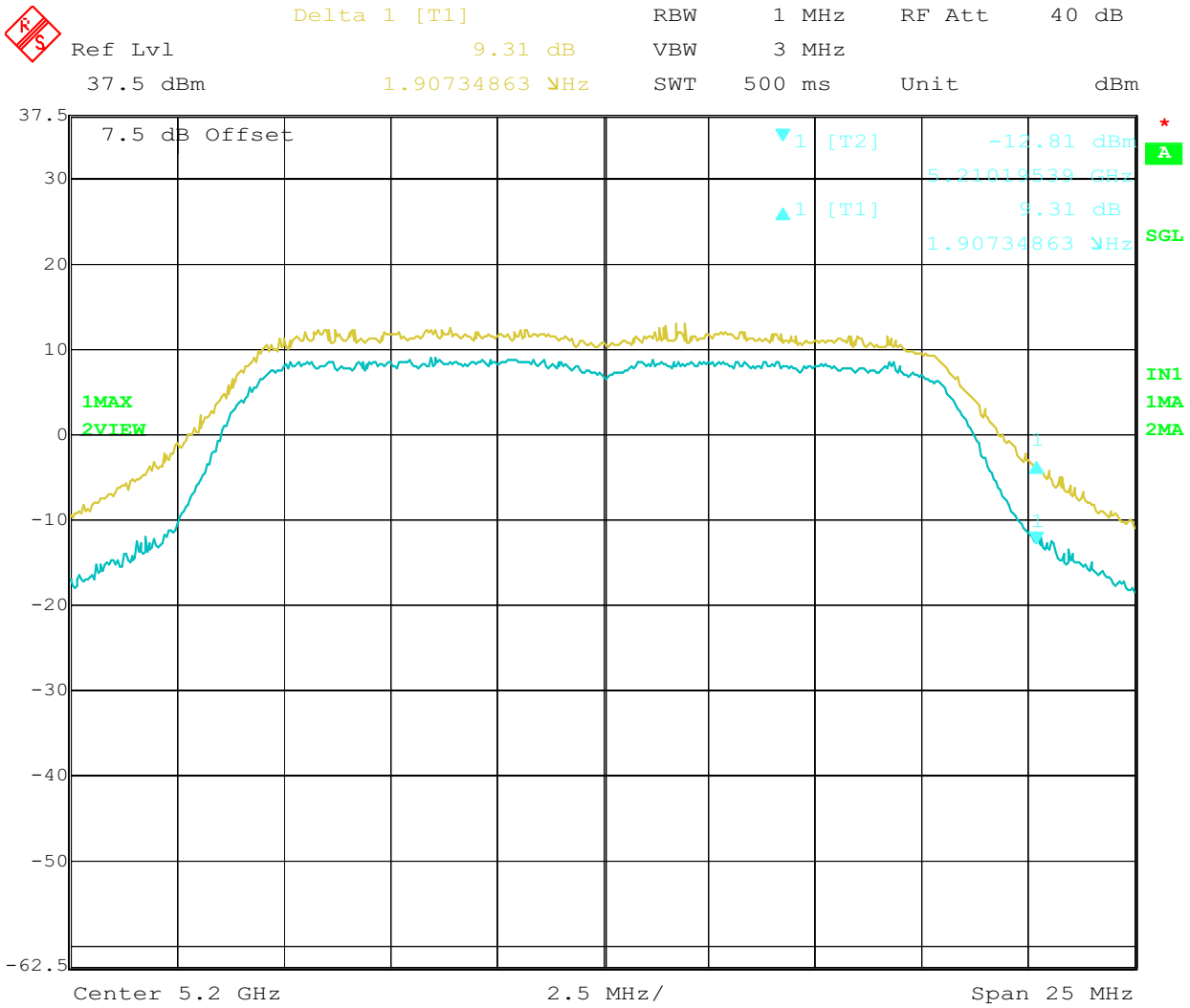

Title: 11A CH40 PEAK POWER EXCURSION 18Mbps
Date: 18.NOV.2005 19:26:14

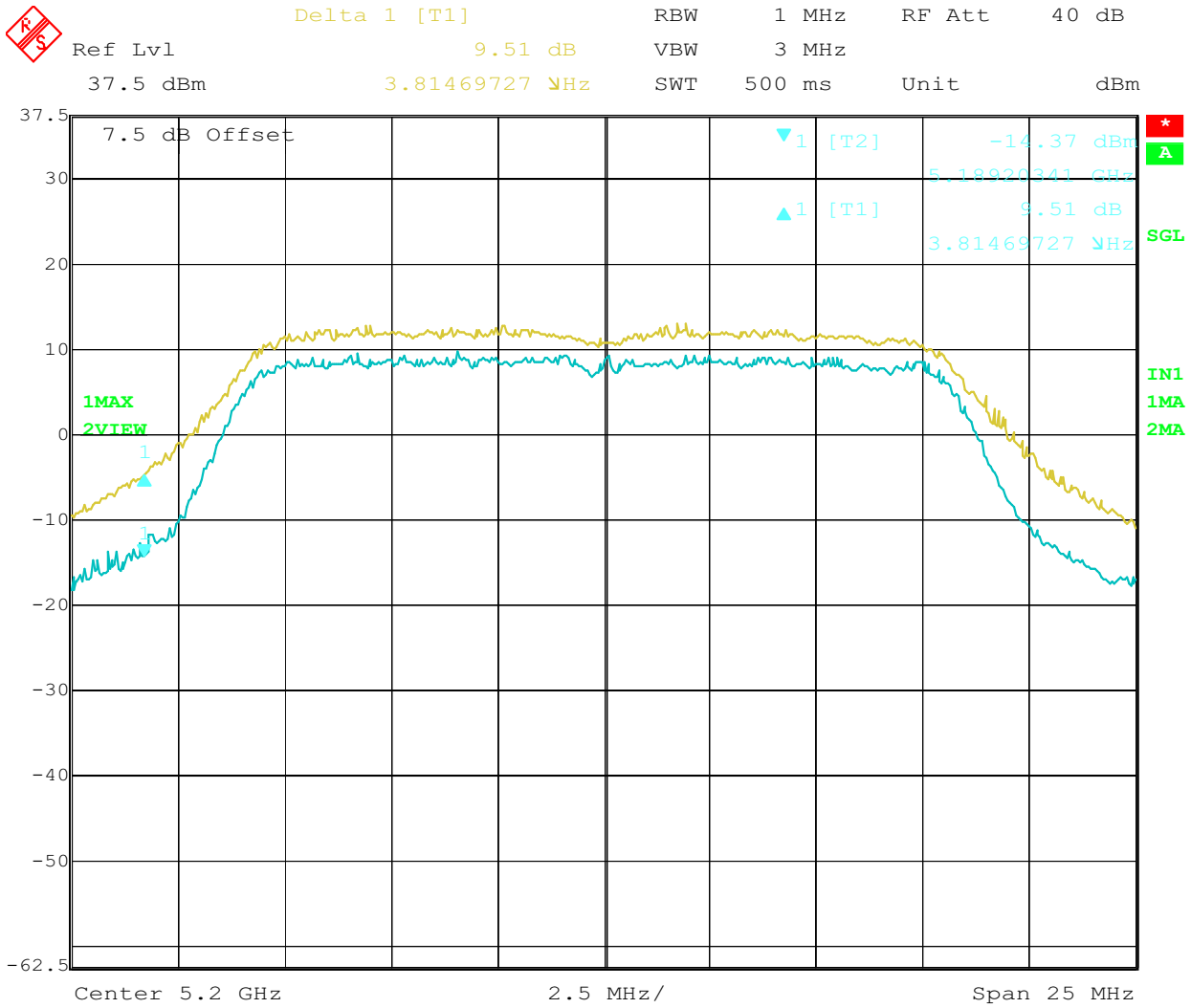

Title: 11A CH40 PEAK POWER EXCURSION 36 Mbps
Date: 18.NOV.2005 19:54:50

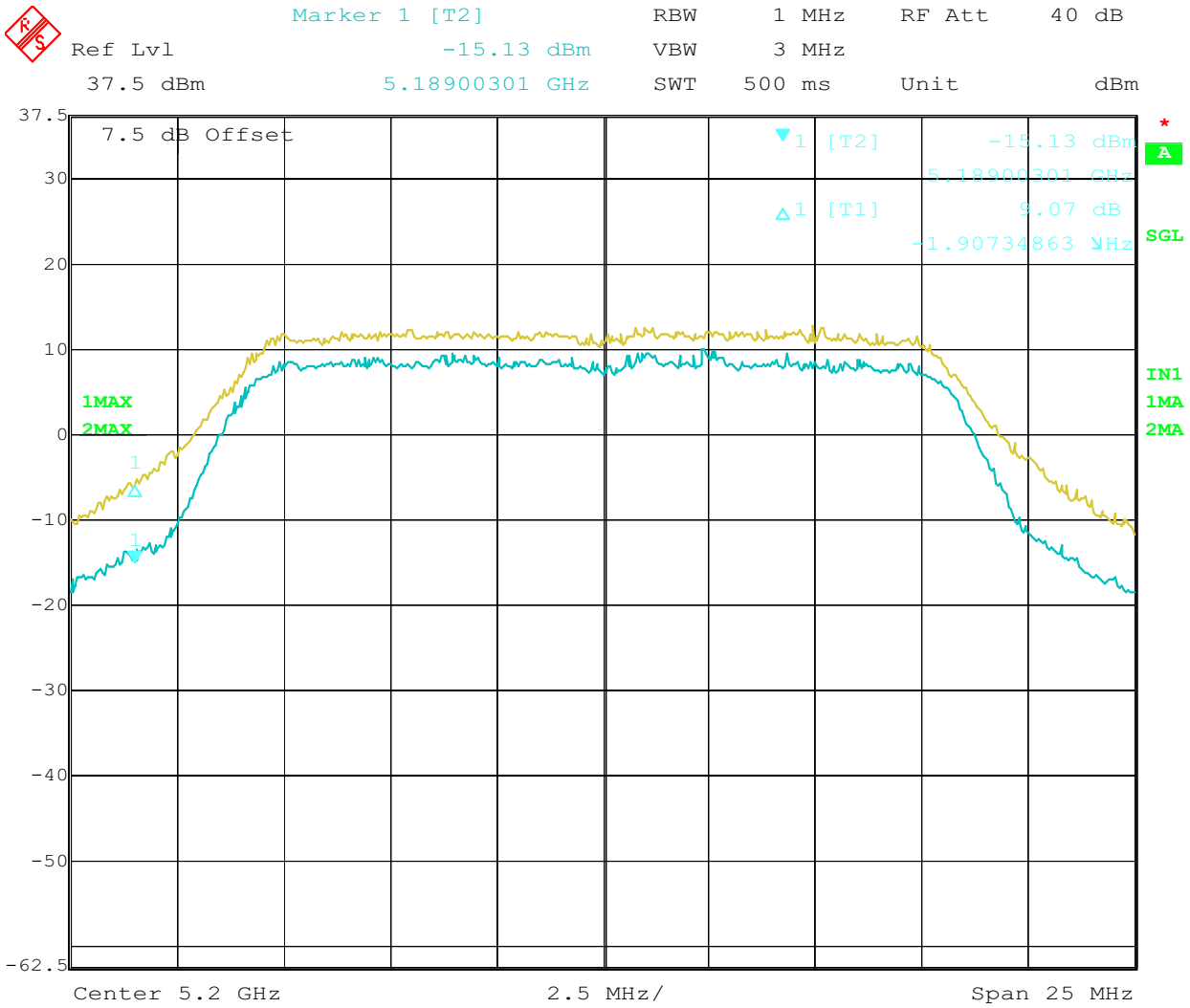

Title: 11A CH40 PEAK POWER EXCURSION 54Mbps
Date: 18.NOV.2005 19:59:33

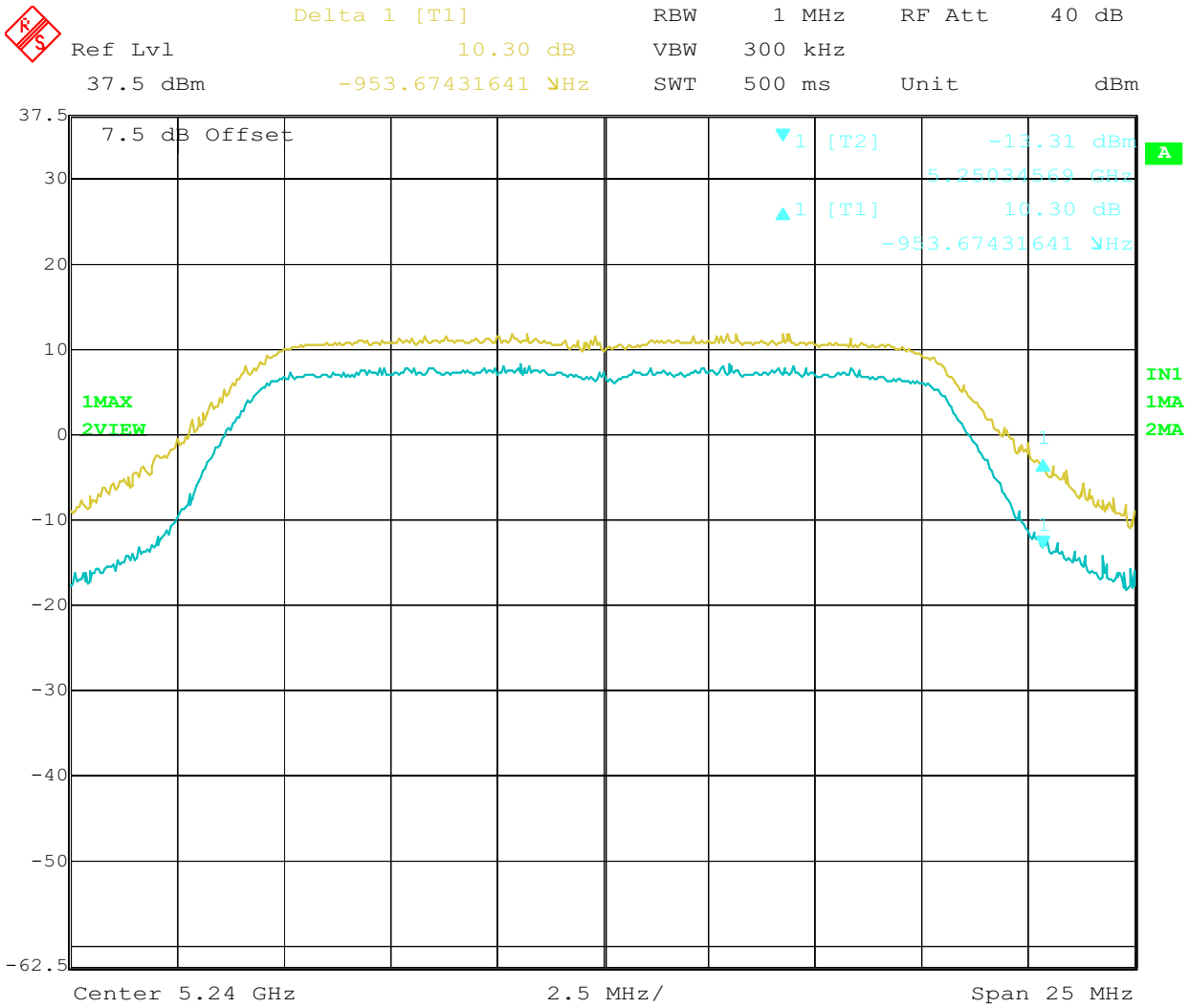

Title: 11A CH48 PEAK POWER EXCURSION 6Mbps
Date: 19.NOV.2005 13:25:02

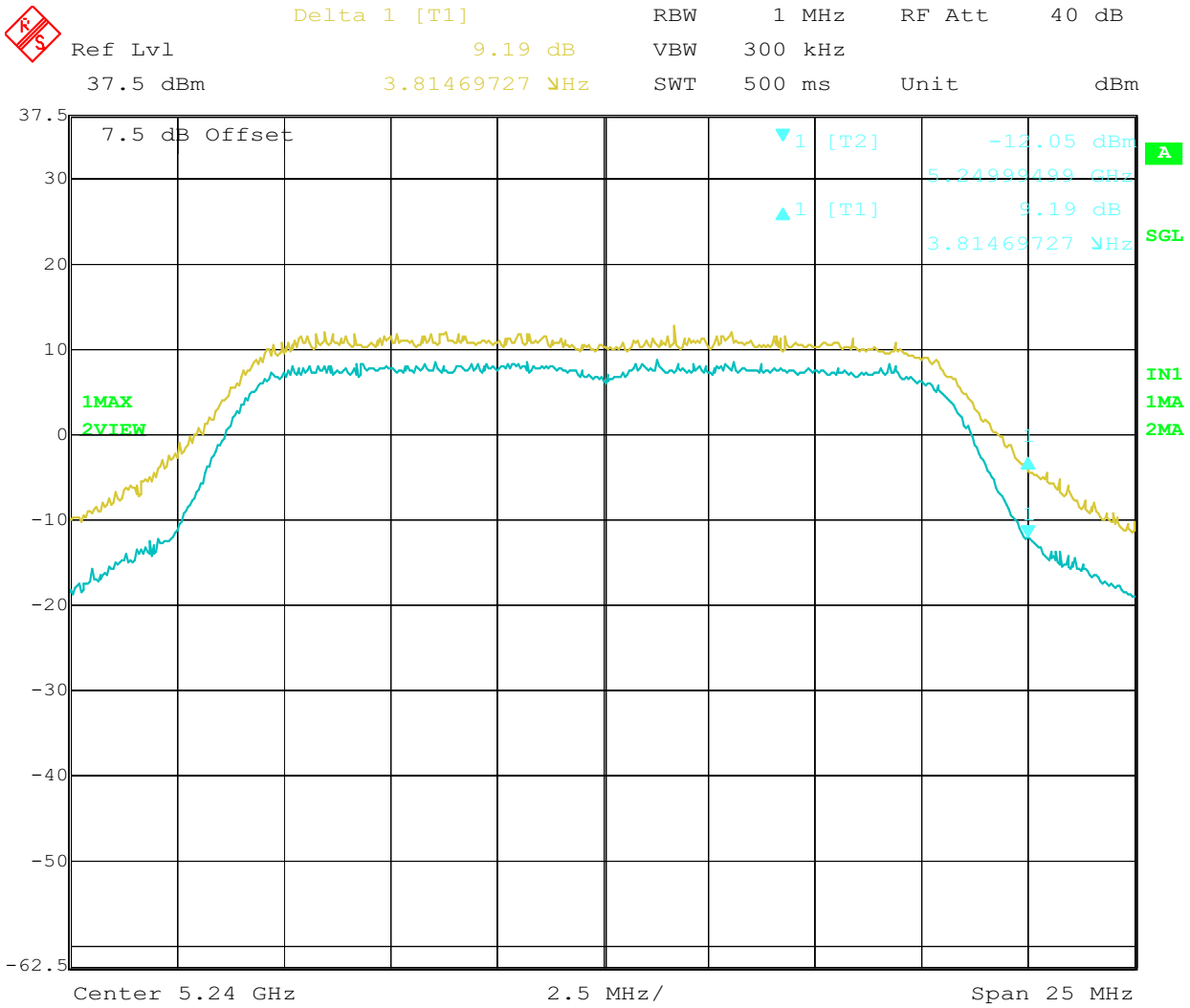

Title: 11A CH48 PEAK POWER EXCURSION 18Mbps
Date: 19.NOV.2005 13:40:24

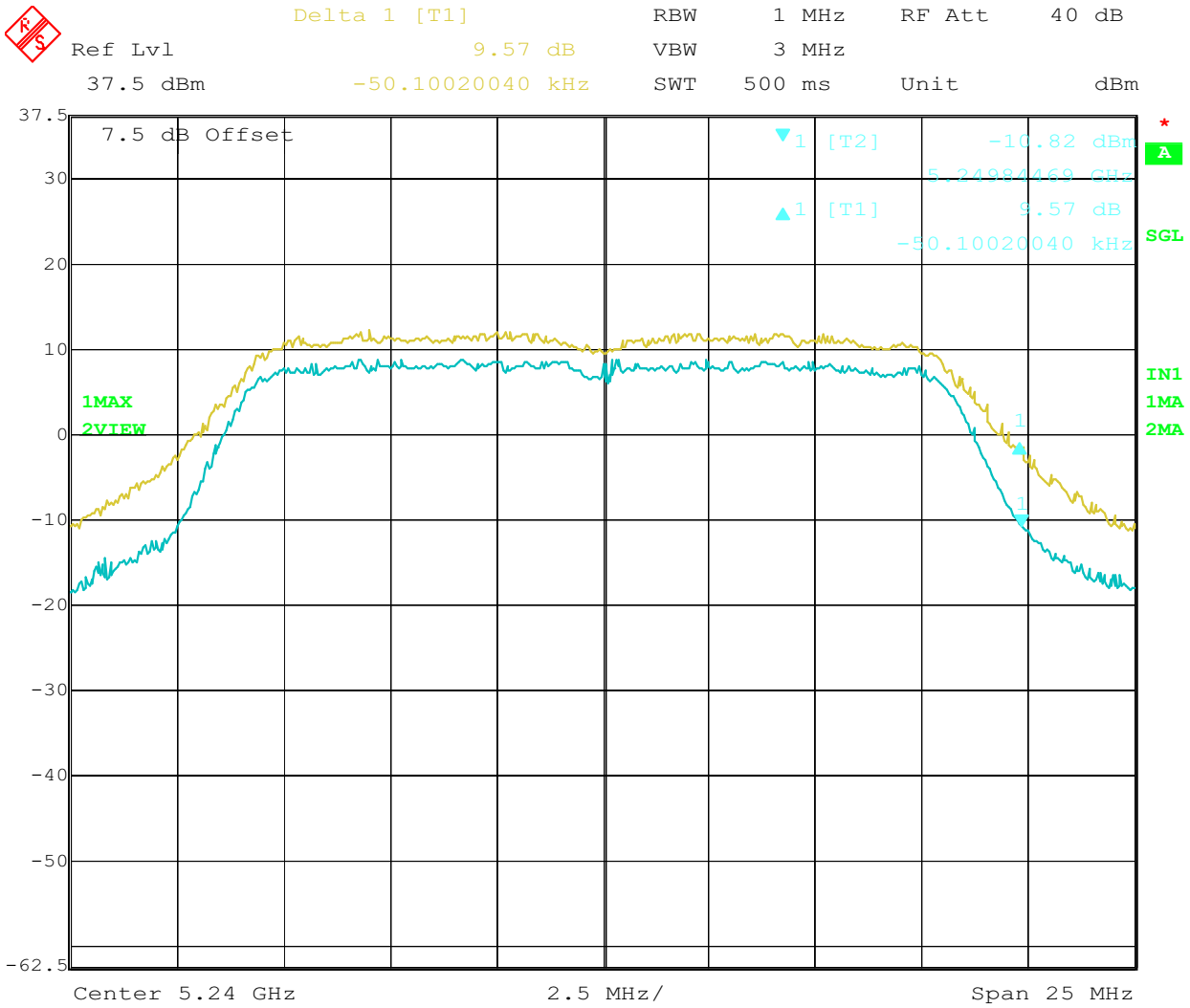

Title: 11A CH48 PEAK POWER EXCURSION 36Mbps
Date: 19.NOV.2005 13:46:26

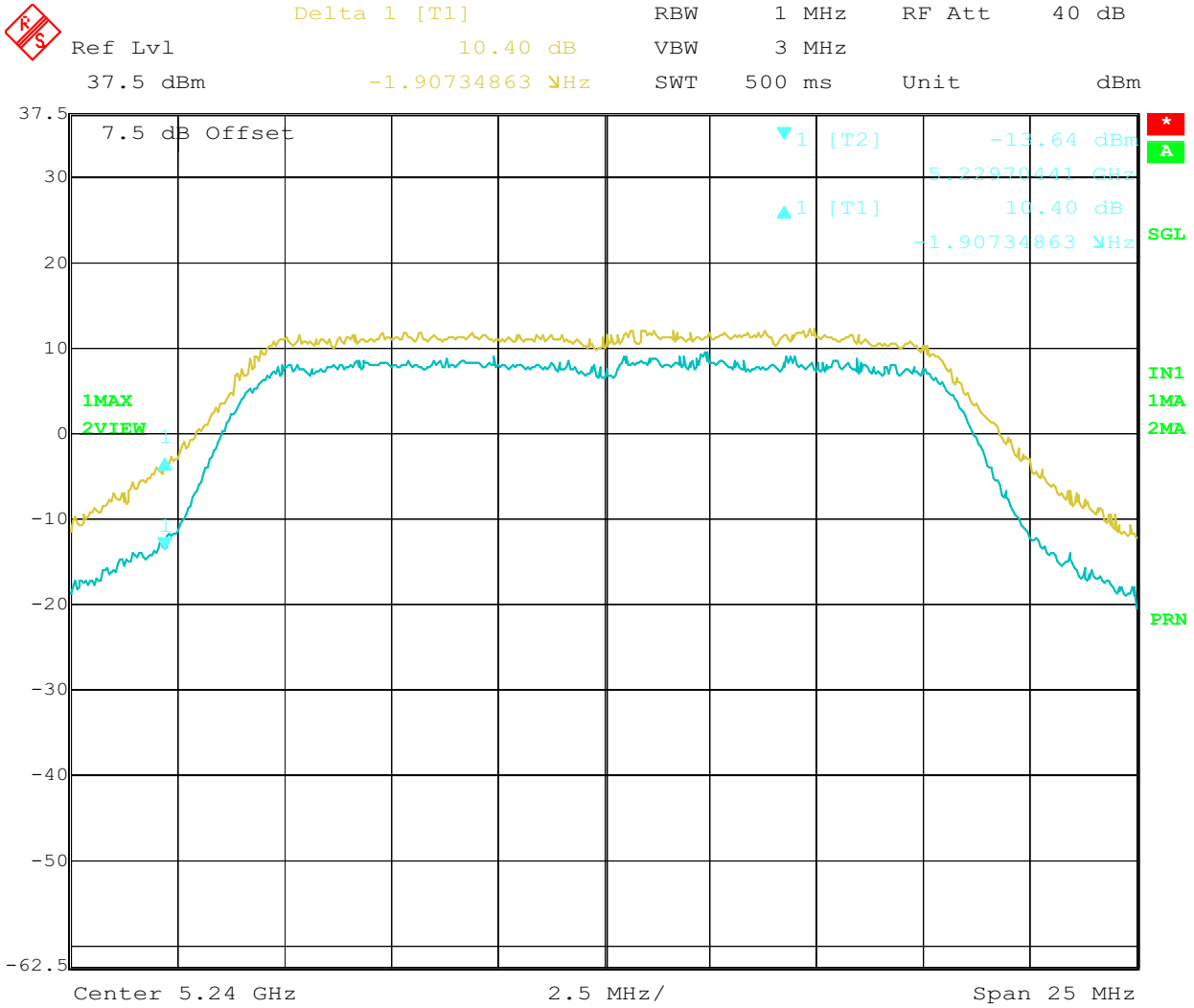

Title: 11A CH48 PEAK POWER EXCURSION 54Mbps
Date: 19.NOV.2005 13:50:51

Appendix E

Band edge

Remark: The operating frequency range of this EUT is 5150MHz to 5250MHz.
Due to the last channel 5240MHz is far from 5350MHz, we only choose the last channel for testing channel.

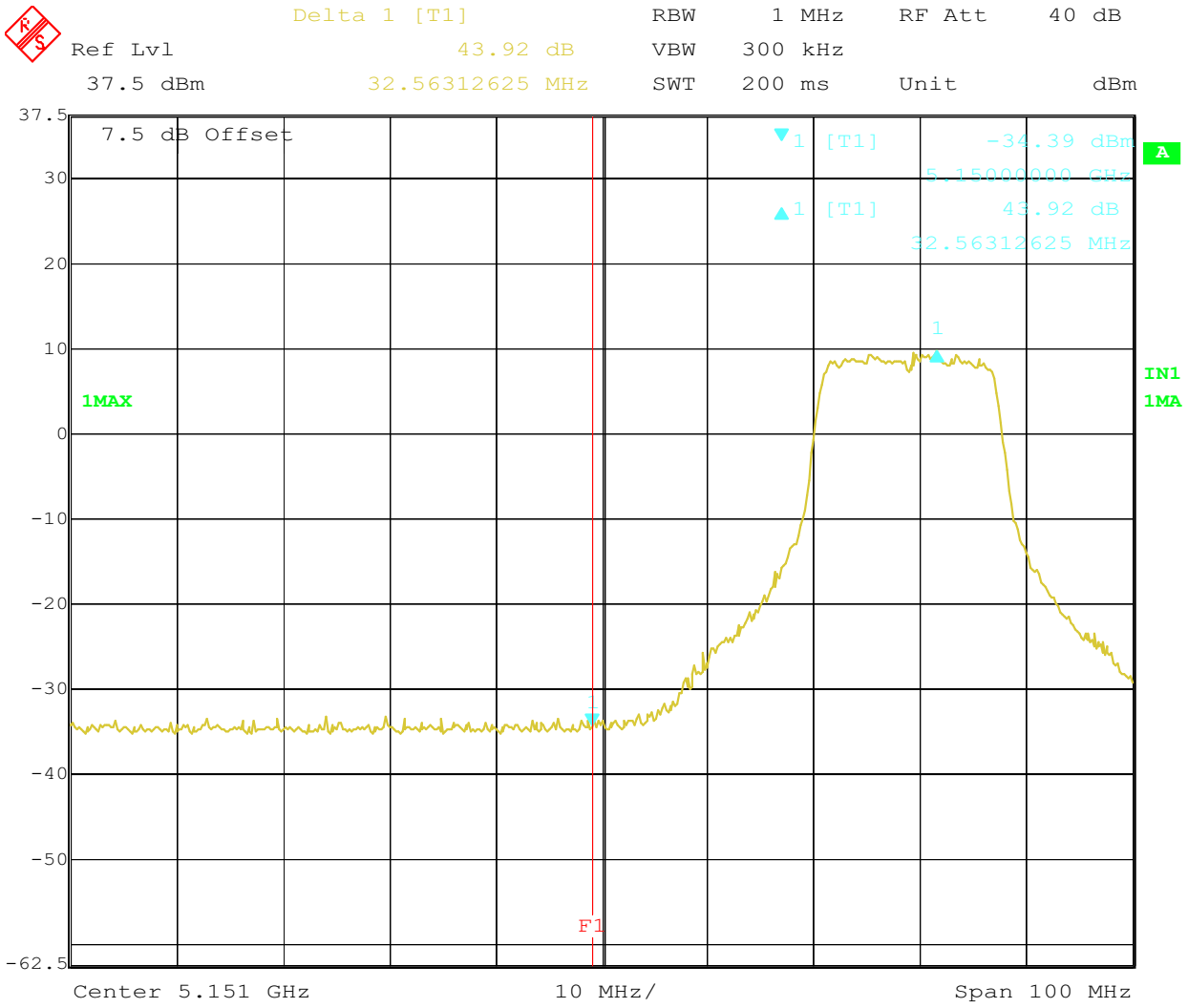

Title: 11A CH36 BANDEDGE
Date: 18.NOV.2005 17:25:15

Appendix F

Peak Emission outside the frequency band of operation

Spurious emissions Field Strength

FCC RULES PART 15, SUBPART E

EUT:	Wireless Multimedia System
MODEL NO.:	WMS 100 Receiver 802.11A CH36
Approval Holder:	YUAN High-Tech Development Co.,Ltd.
Test Site / Operator:	ETS / Dennis
Temperature/Voltage:	Temp.: 23°C/ Unom.: 120 VAC (ac/dc adaptor)
Test Specification:	according to Section 15.407
Comment 1:	Dist.: 3m, Ant.: HK 116
	Freq: 65.772MHz, Emax: 34.61dBµV/m, RBW: 100kHz

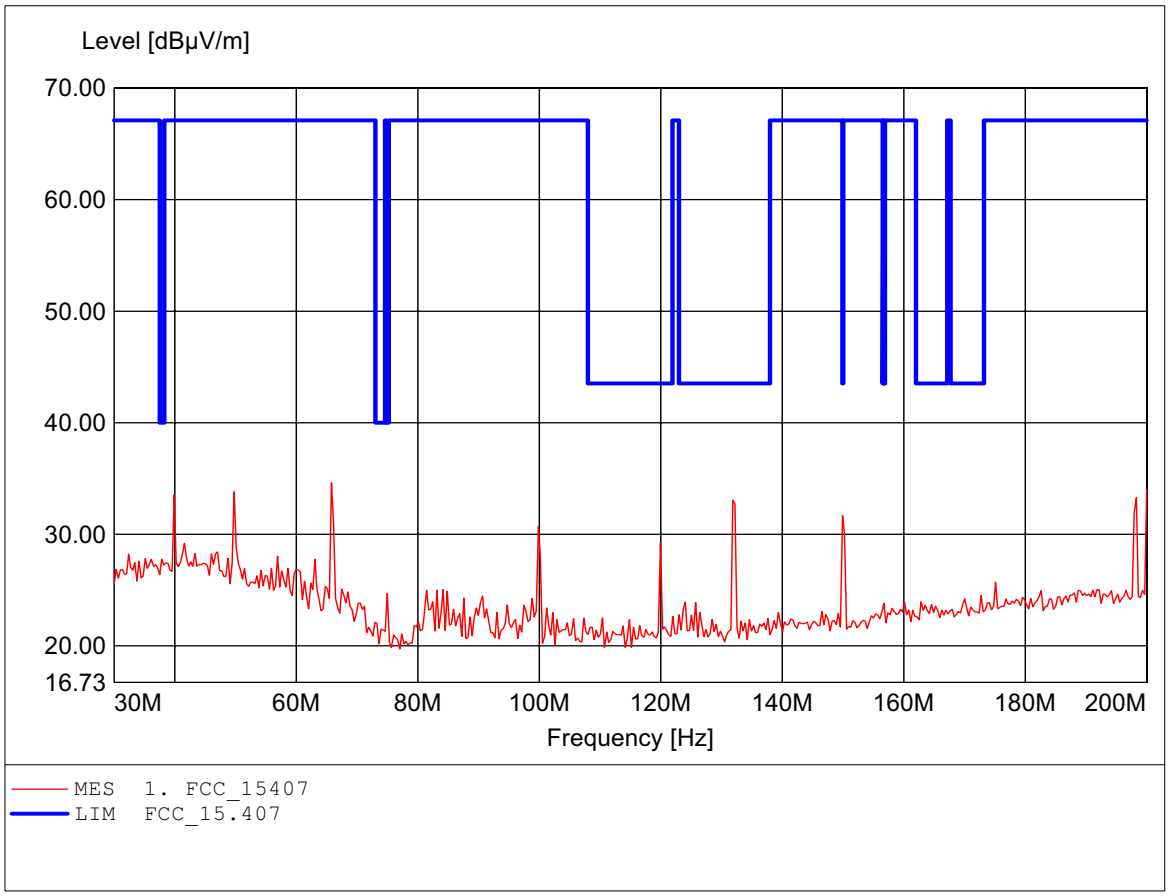

Spurious emissions Field Strength

FCC RULES PART 15, SUBPART E

EUT:	Wireless Multimedia System
MODEL NO.:	WMS 100 Receiver 802.11A CH36
Approval Holder:	YUAN High-Tech Development Co.,Ltd.
Test Site / Operator:	ETS / Dennis
Temperature/Voltage:	Temp.: 23°C/ Unom.: 120 VAC (ac/dc adaptor)
Test Specification:	according to Section 15.407
Comment 1:	Dist.: 3m, Ant.: HK 116
	Freq: 198.297MHz, Emax: 34.89dBµV/m, RBW: 100kHz

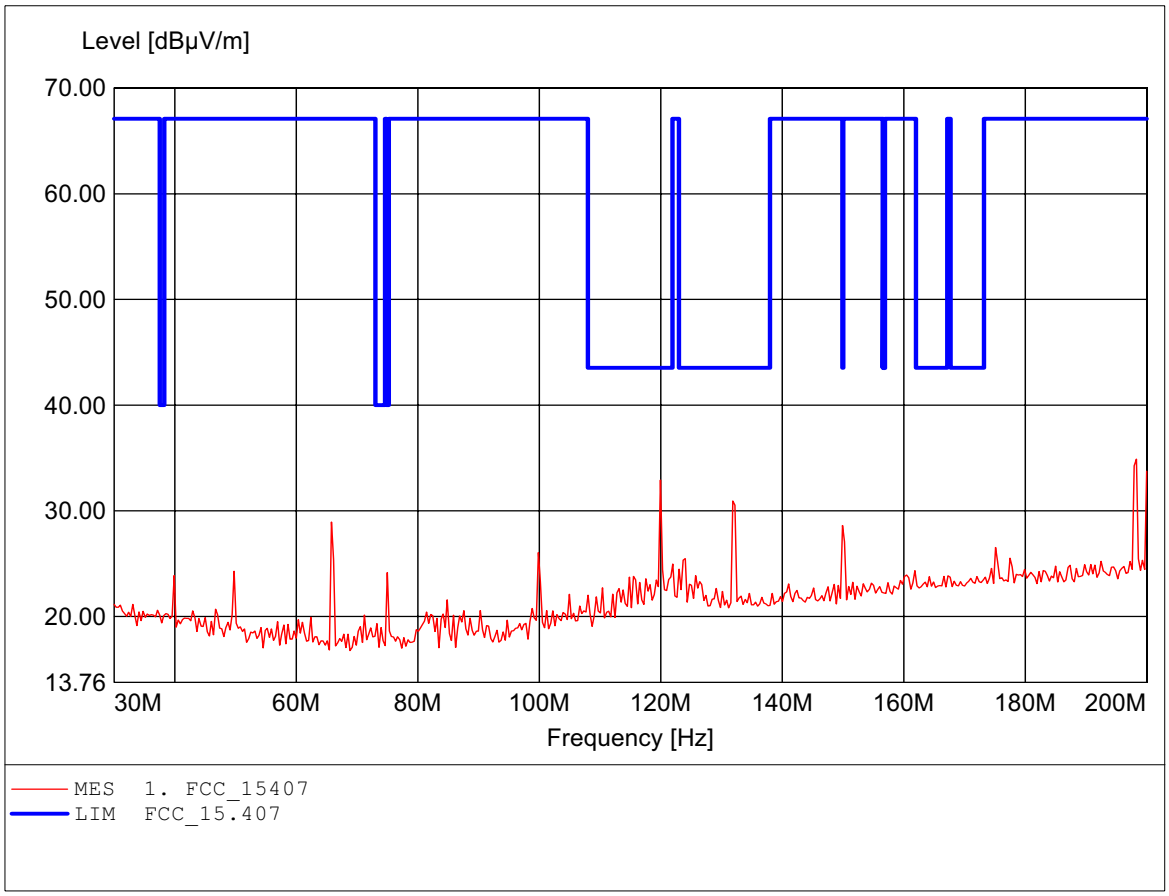

Spurious emissions Field Strength

FCC RULES PART 15, SUBPART E

EUT:	Wireless Multimedia System
MODEL NO.:	WMS 100 Receiver 802.11A CH36
Approval Holder:	YUAN High-Tech Development Co.,Ltd.
Test Site / Operator:	ETS / Dennis
Temperature/Voltage:	Temp.: 23°C/ Unom.: 120 VAC (ac/dc adaptor)
Test Specification:	according to Section 15.407
Comment 1:	Dist.: 3m, Ant.: HL 223, amplif.
	Freq: 725.852MHz, Emax: 40.99dBµV/m, RBW: 100kHz

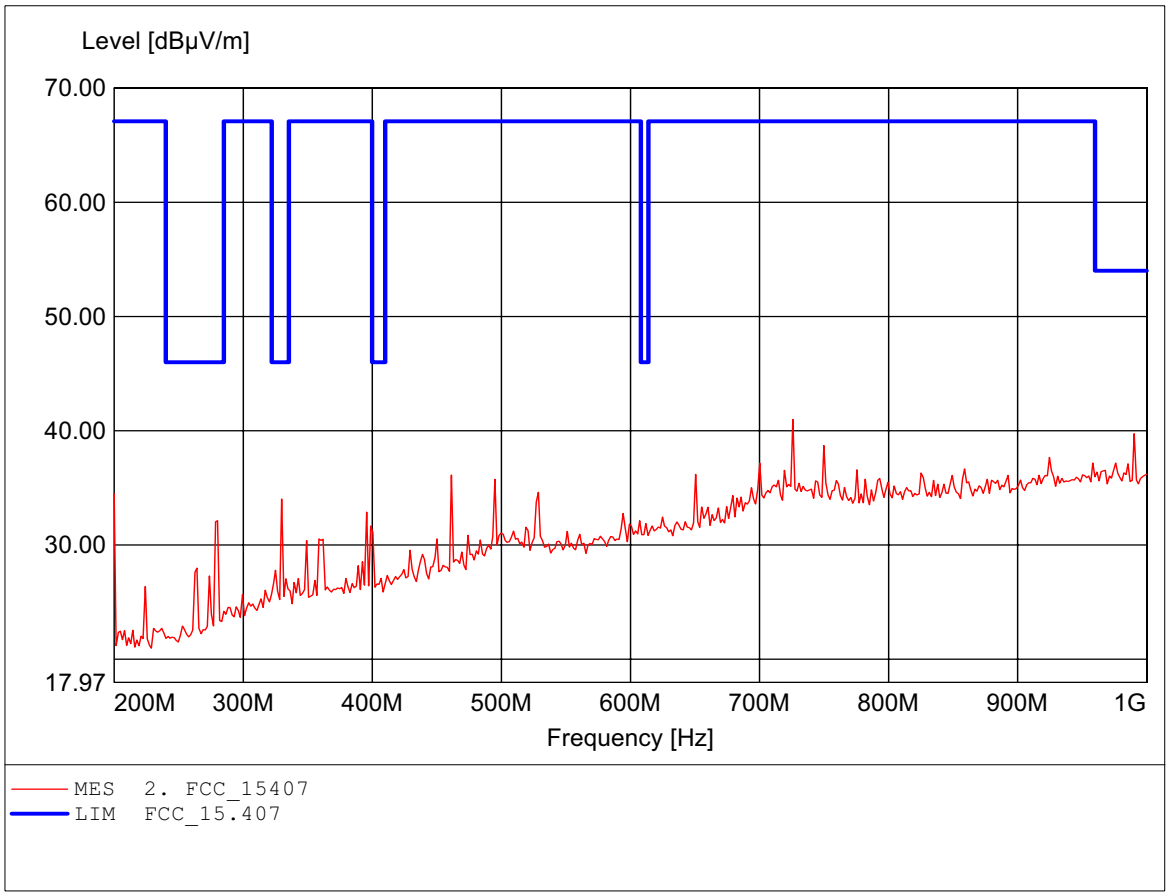

Spurious emissions Field Strength

FCC RULES PART 15, SUBPART E

EUT:	Wireless Multimedia System
MODEL NO.:	WMS 100 Receiver 802.11A CH36
Approval Holder:	YUAN High-Tech Development Co.,Ltd.
Test Site / Operator:	ETS / Dennis
Temperature/Voltage:	Temp.: 23°C/ Unom.: 120 VAC (ac/dc adaptor)
Test Specification:	according to Section 15.407
Comment 1:	Dist.: 3m, Ant.: HL 223, amplif.
	Freq: 725.852MHz, Emax: 45.13dBµV/m, RBW: 100kHz

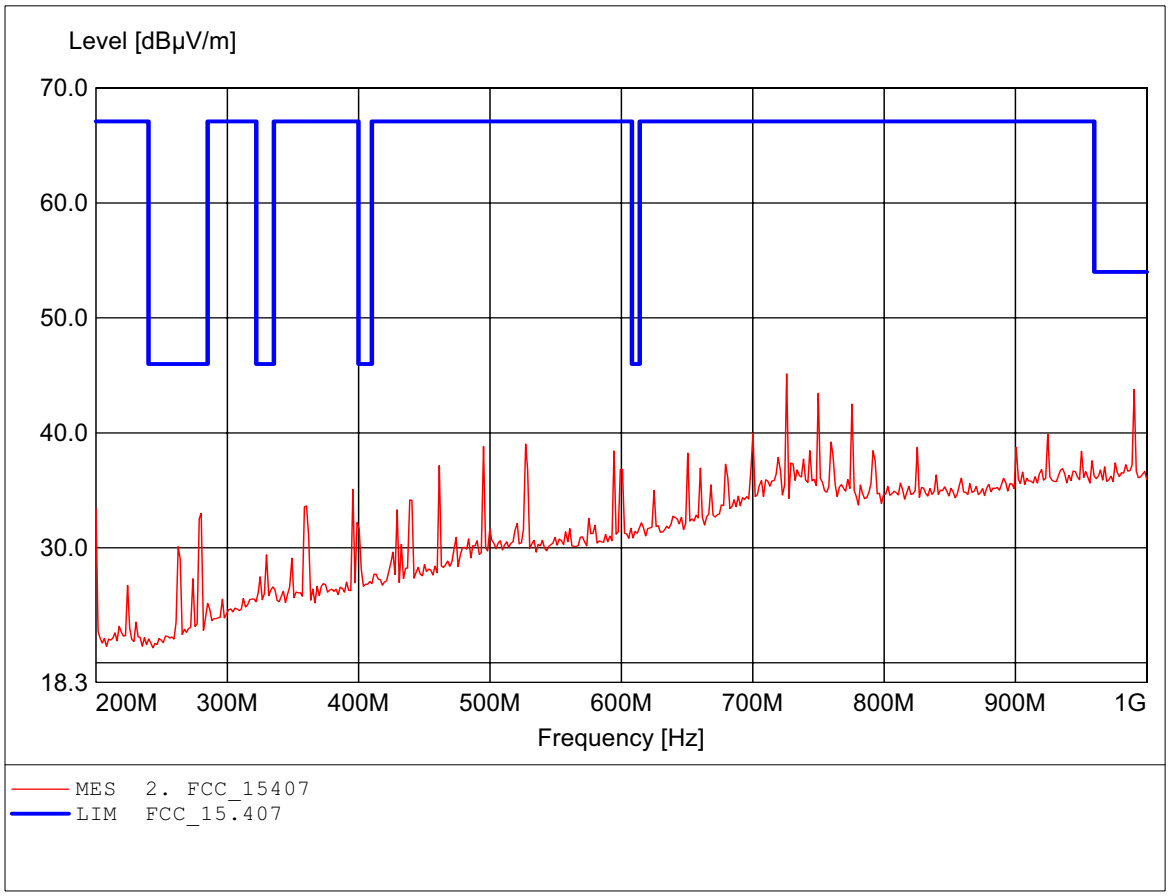

Spurious emissions Field Strength

FCC RULES PART 15, SUBPART E

EUT:	Wireless Multimedia System
MODEL NO.:	WMS 100 Receiver 802.11A CH36
Approval Holder:	YUAN High-Tech Development Co.,Ltd.
Test Site / Operator:	ETS / Dennis
Temperature/Voltage:	Temp.: 23°C/ Unom.: 120 VAC (ac/dc adaptor)
Test Specification:	according to §15.407, peak detector
Comment 1:	Dist.: 3m, Ant.: HL025, amplif.
	Freq: 3.453GHz, Emax: 43.44dBµV/m, RBW: 1MHz

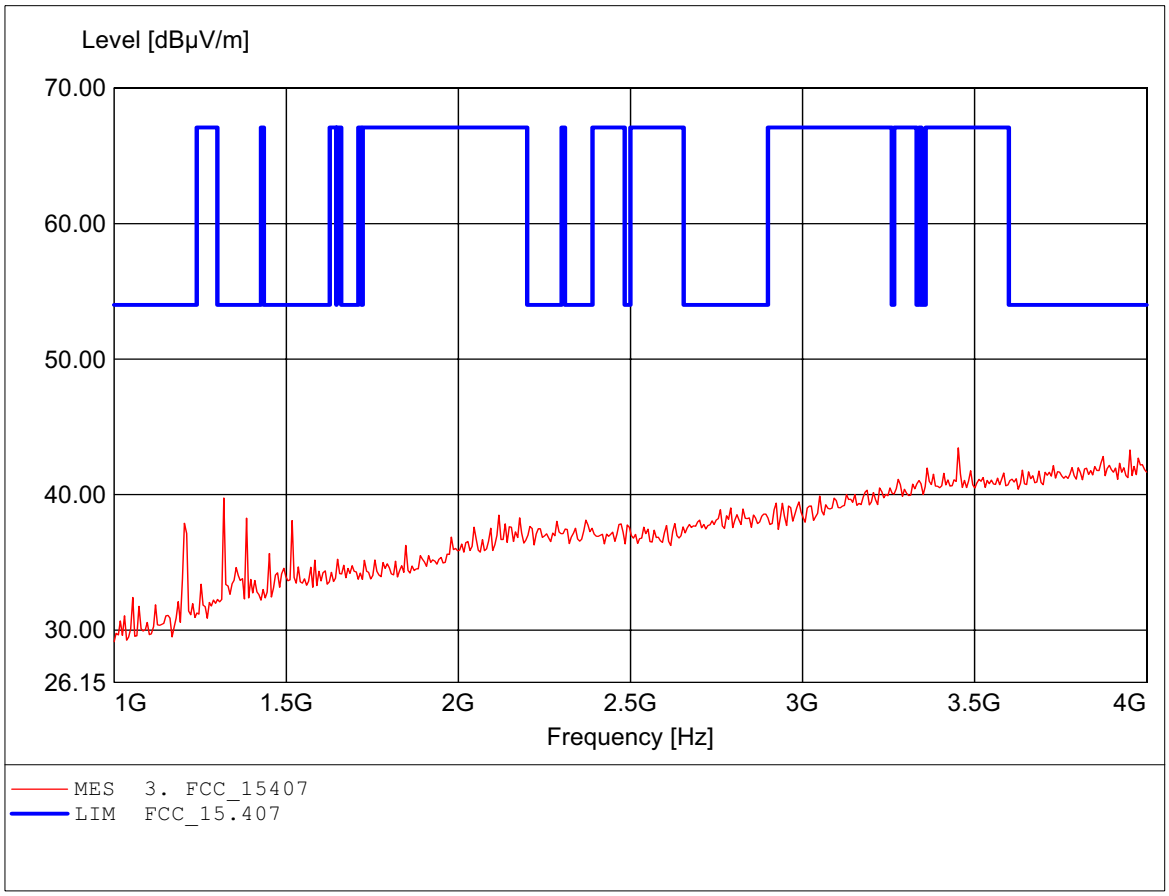

Spurious emissions Field Strength

FCC RULES PART 15, SUBPART E

EUT:	Wireless Multimedia System
MODEL NO.:	WMS 100 Receiver 802.11A CH36
Approval Holder:	YUAN High-Tech Development Co.,Ltd.
Test Site / Operator:	ETS / Dennis
Temperature/Voltage:	Temp.: 23°C/ Unom.: 120 VAC (ac/dc adaptor)
Test Specification:	according to §15.407, peak detector
Comment 1:	Dist.: 3m, Ant.: HL025, amplif.
	Freq: 3.982GHz, Emax: 42.77dBµV/m, RBW: 1MHz

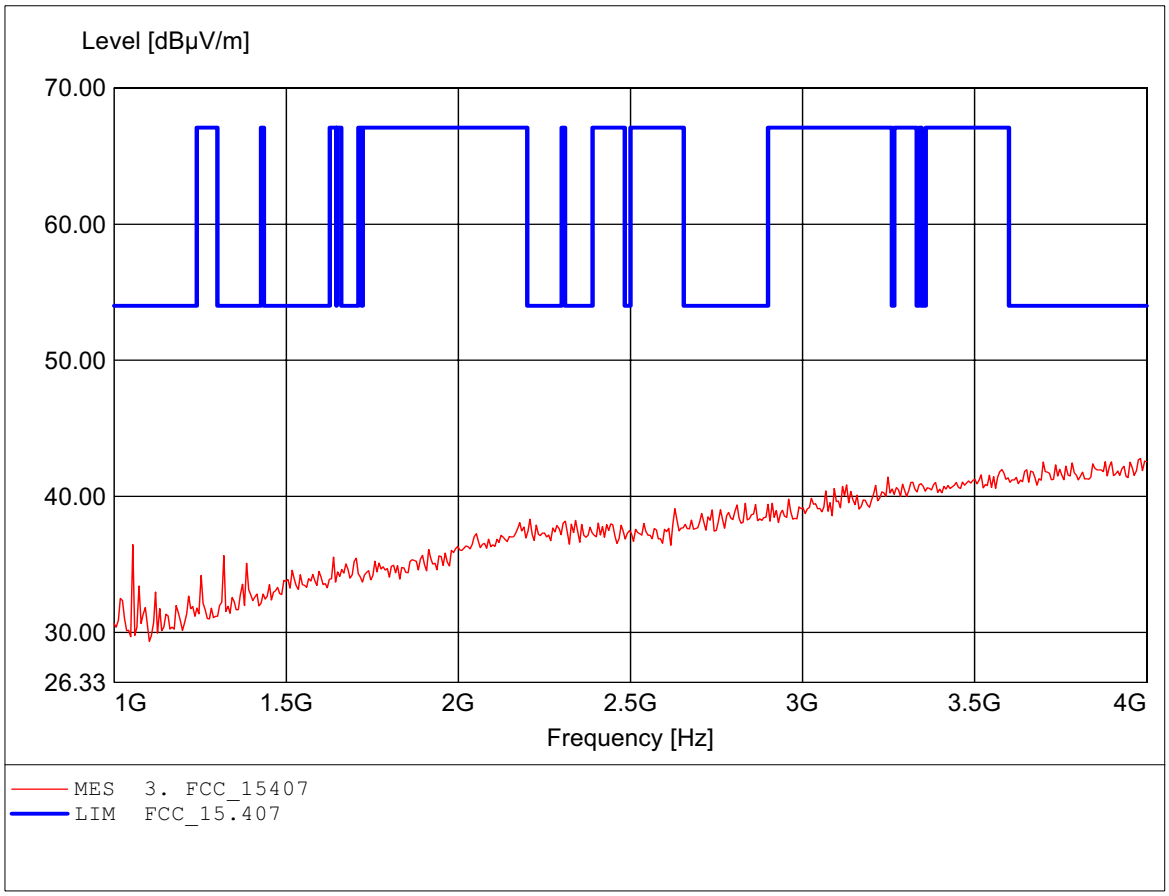

Spurious emissions Field Strength

FCC RULES PART 15, SUBPART E

EUT:	Wireless Multimedia System
MODEL NO.:	WMS 100 Receiver 802.11A CH36
Approval Holder:	YUAN High-Tech Development Co.,Ltd.
Test Site / Operator:	ETS / Dennis
Temperature/Voltage:	Temp.: 23°C/ Unom.: 120 VAC (ac/dc adaptor)
Test Specification:	according to §15.407, peak detector
Comment 1:	Dist.: 3m, Ant.: HL025, ampl.+HP.
	Freq: 7.983GHz, Emax: 45.88dBµV/m, RBW: 1MHz

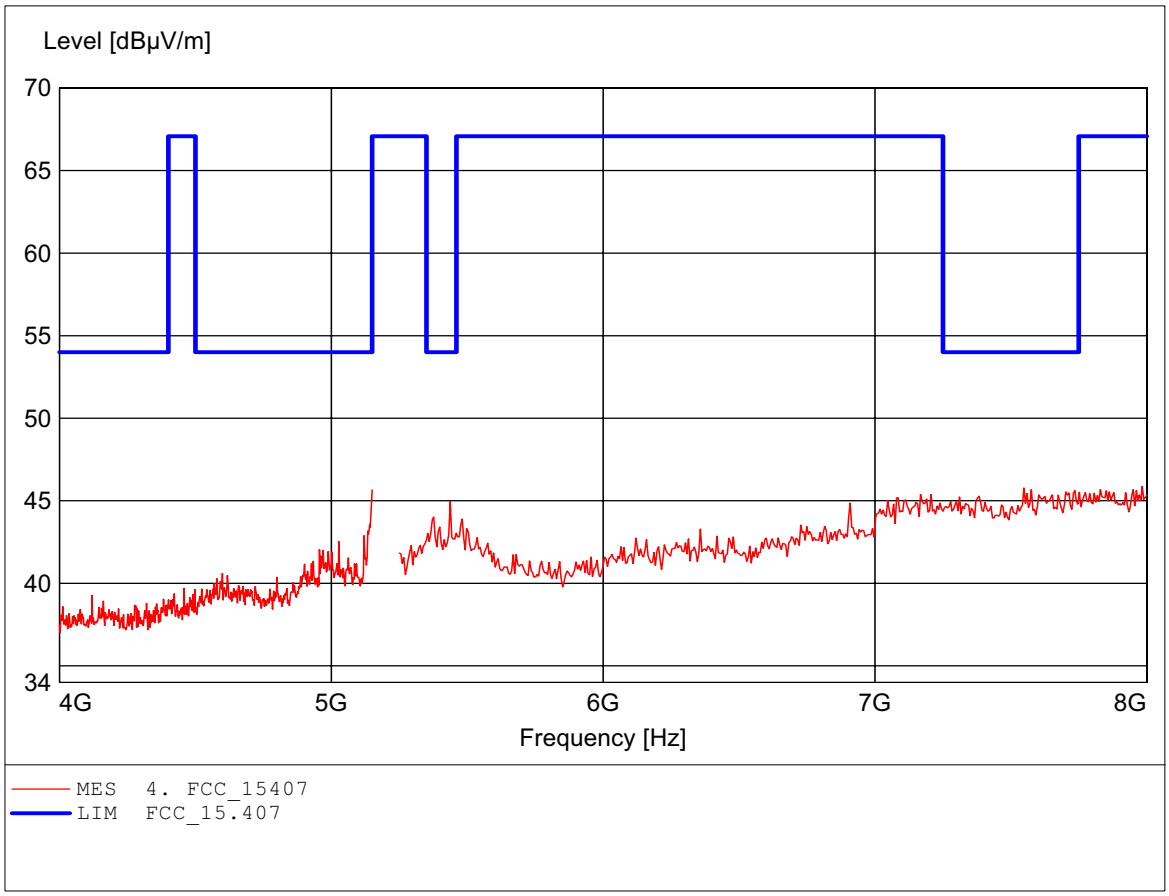

Spurious emissions Field Strength

FCC RULES PART 15, SUBPART E

EUT:	Wireless Multimedia System
MODEL NO.:	WMS 100 Receiver 802.11A CH36
Approval Holder:	YUAN High-Tech Development Co.,Ltd.
Test Site / Operator:	ETS / Dennis
Temperature/Voltage:	Temp.: 23°C/ Unom.: 120 VAC (ac/dc adaptor)
Test Specification:	according to §15.407, peak detector
Comment 1:	Dist.: 3m, Ant.: HL025, ampl.+HP.
	Freq: 7.989GHz, Emax: 46.14dBµV/m, RBW: 1MHz

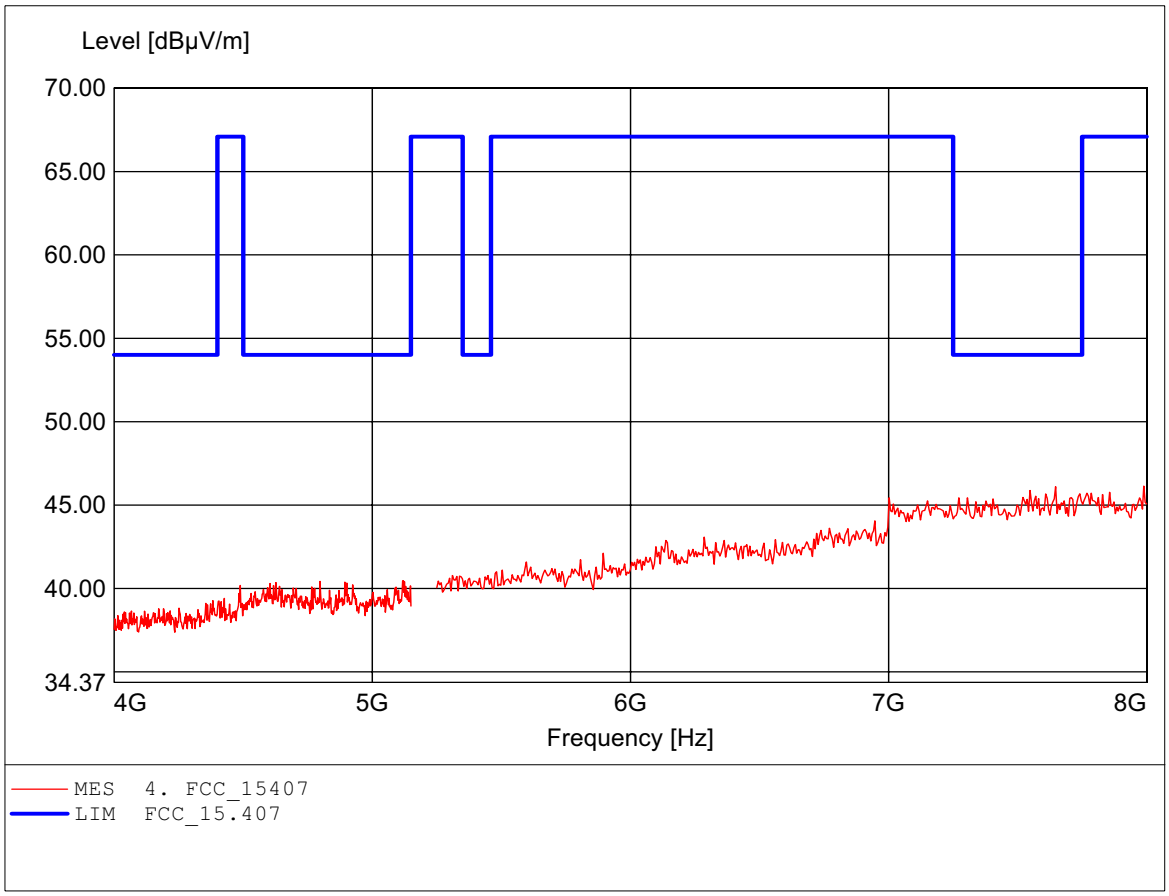

Spurious emissions Field Strength

FCC RULES PART 15, SUBPART E

EUT:	Wireless Multimedia System
MODEL NO.:	WMS 100 Receiver 802.11A CH36
Approval Holder:	YUAN High-Tech Development Co.,Ltd.
Test Site / Operator:	ETS / Dennis
Temperature/Voltage:	Temp.: 23°C/ Unom.: 120 VAC (ac/dc adaptor)
Test Specification:	according to §15.407, peak detector
Comment 1:	Dist.: 3m, Ant.: HL025, ampl.+HP.
	Freq: 11.992GHz, Emax: 52.58dBµV/m, RBW: 1MHz

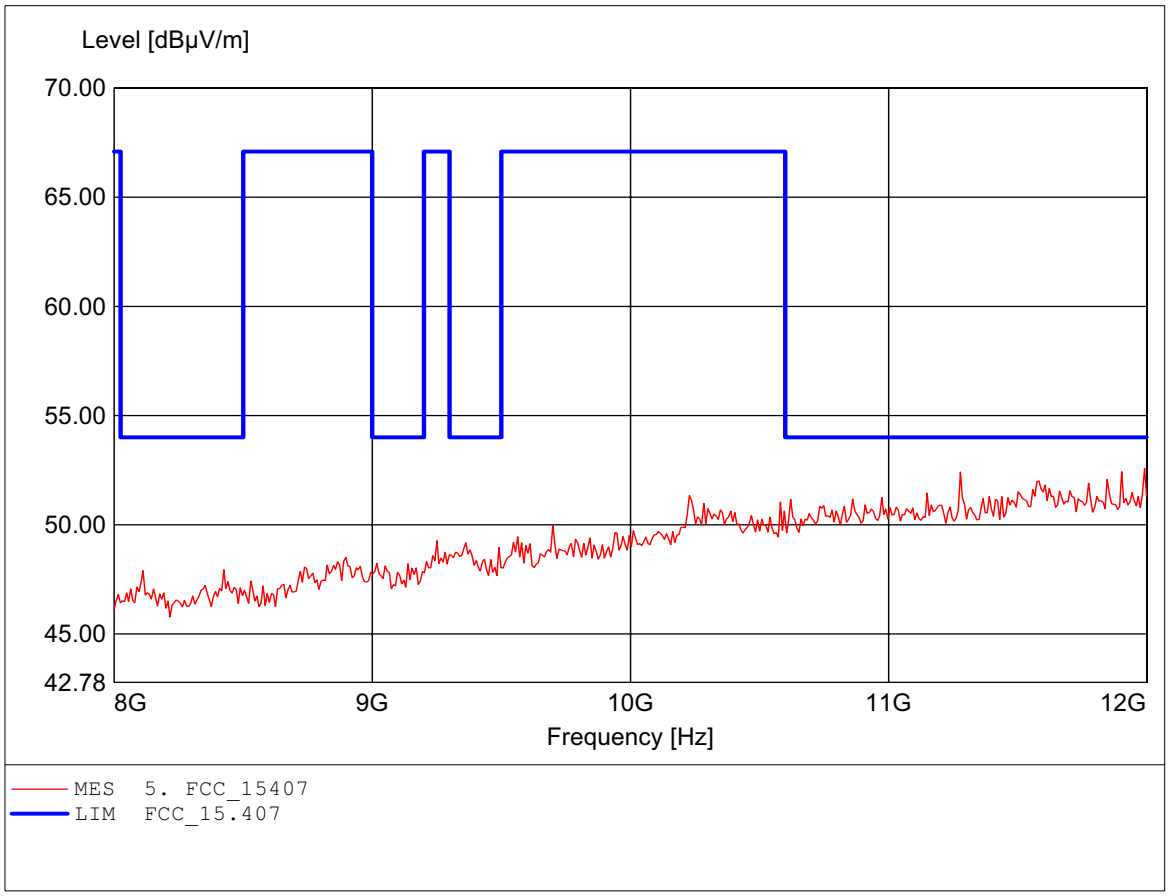

Spurious emissions Field Strength

FCC RULES PART 15, SUBPART E

EUT:	Wireless Multimedia System
MODEL NO.:	WMS 100 Receiver 802.11A CH36
Approval Holder:	YUAN High-Tech Development Co.,Ltd.
Test Site / Operator:	ETS / Dennis
Temperature/Voltage:	Temp.: 23°C/ Unom.: 120 VAC (ac/dc adaptor)
Test Specification:	according to §15.407, peak detector
Comment 1:	Dist.: 3m, Ant.: HL025, ampl.+HP.
	Freq: 11.631GHz, Emax: 52.24dBµV/m, RBW: 1MHz

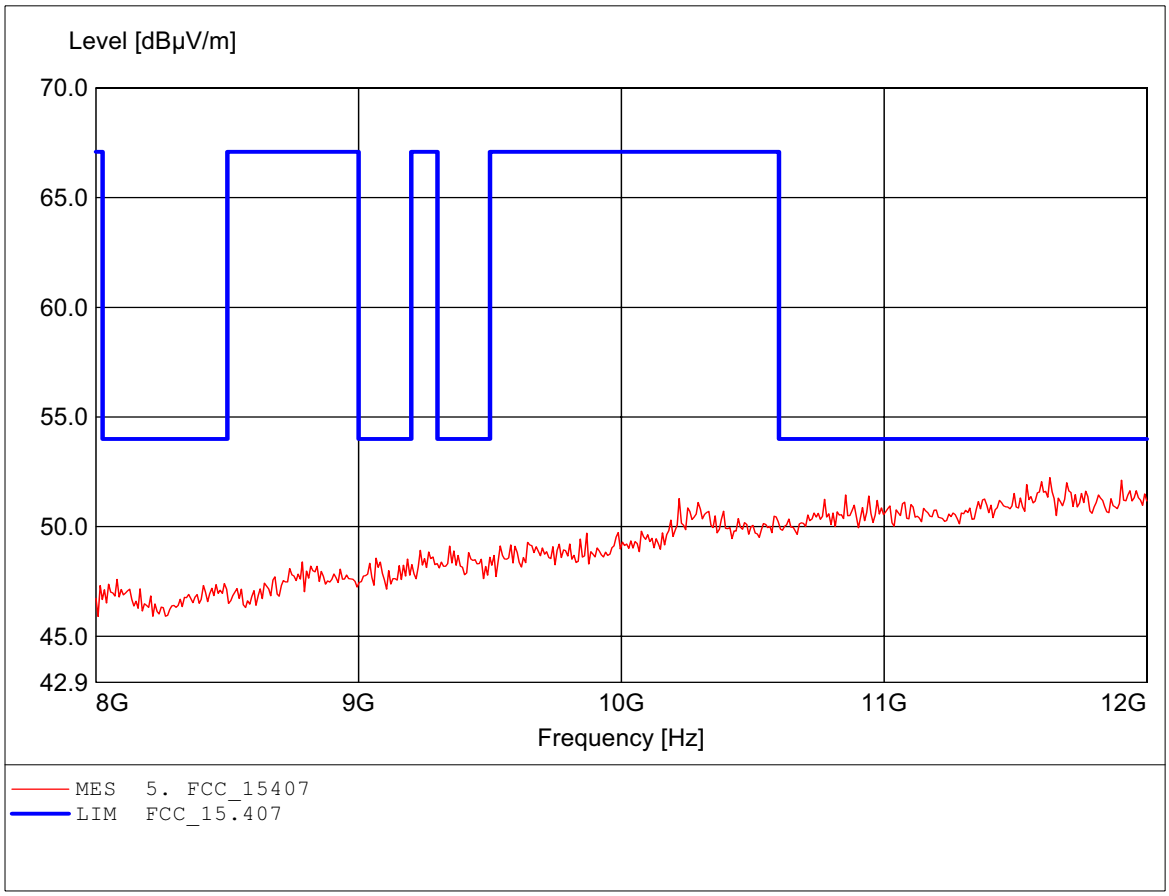

Spurious emissions Field Strength

FCC RULES PART 15, SUBPART E

EUT:	Wireless Multimedia System
MODEL NO.:	WMS 100 Receiver 802.11A CH36
Approval Holder:	YUAN High-Tech Development Co.,Ltd.
Test Site / Operator:	ETS / Dennis
Temperature/Voltage:	Temp.: 23°C/ Unom.: 120 VAC (ac/dc adaptor)
Test Specification:	according to §15.407, peak detector
Comment 1:	Dist.: 3m, Ant.: HL025, ampl.+HP.
	Freq: 17.651GHz, Emax: 50.65dBµV/m, RBW: 1MHz

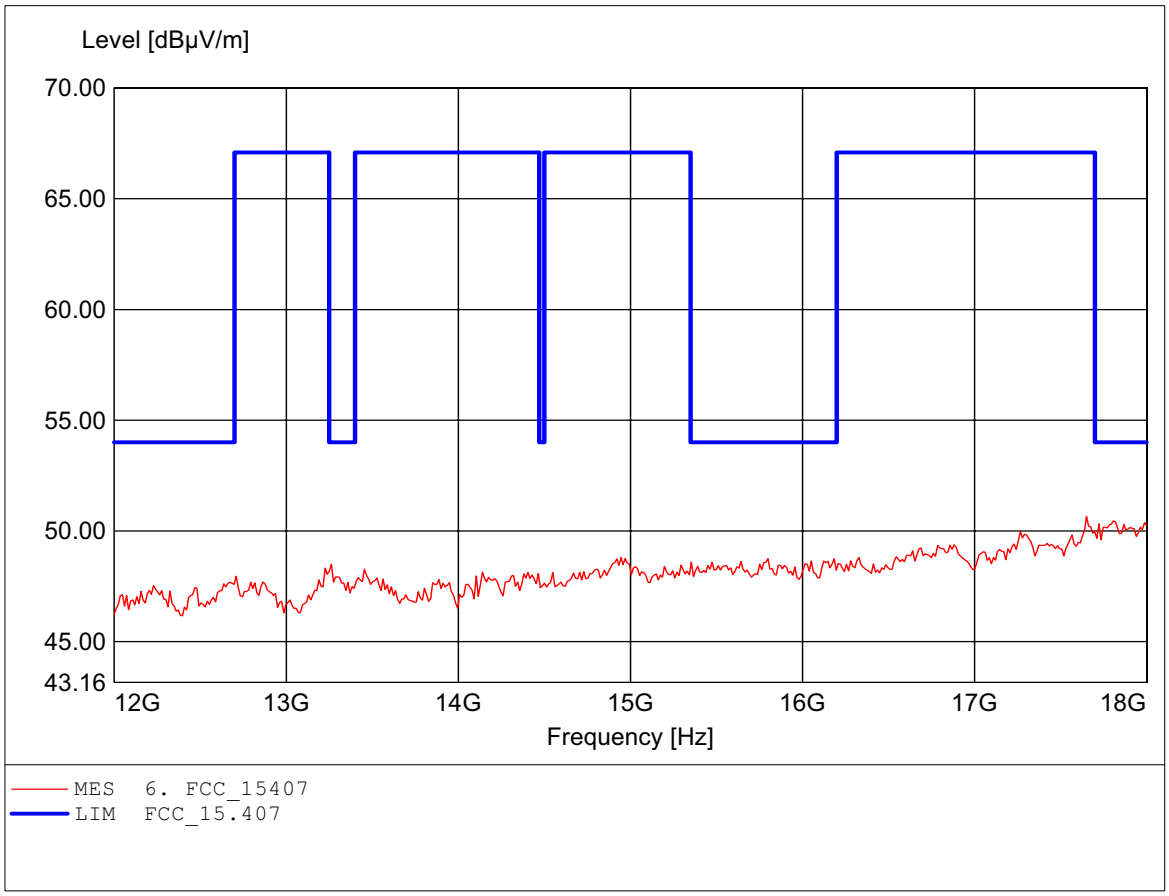

Spurious emissions Field Strength

FCC RULES PART 15, SUBPART E

EUT:	Wireless Multimedia System
MODEL NO.:	WMS 100 Receiver 802.11A CH36
Approval Holder:	YUAN High-Tech Development Co.,Ltd.
Test Site / Operator:	ETS / Dennis
Temperature/Voltage:	Temp.: 23°C/ Unom.: 120 VAC (ac/dc adaptor)
Test Specification:	according to §15.407, peak detector
Comment 1:	Dist.: 3m, Ant.: HL025, ampl.+HP.
	Freq: 17.796GHz, Emax: 50.73dBµV/m, RBW: 1MHz

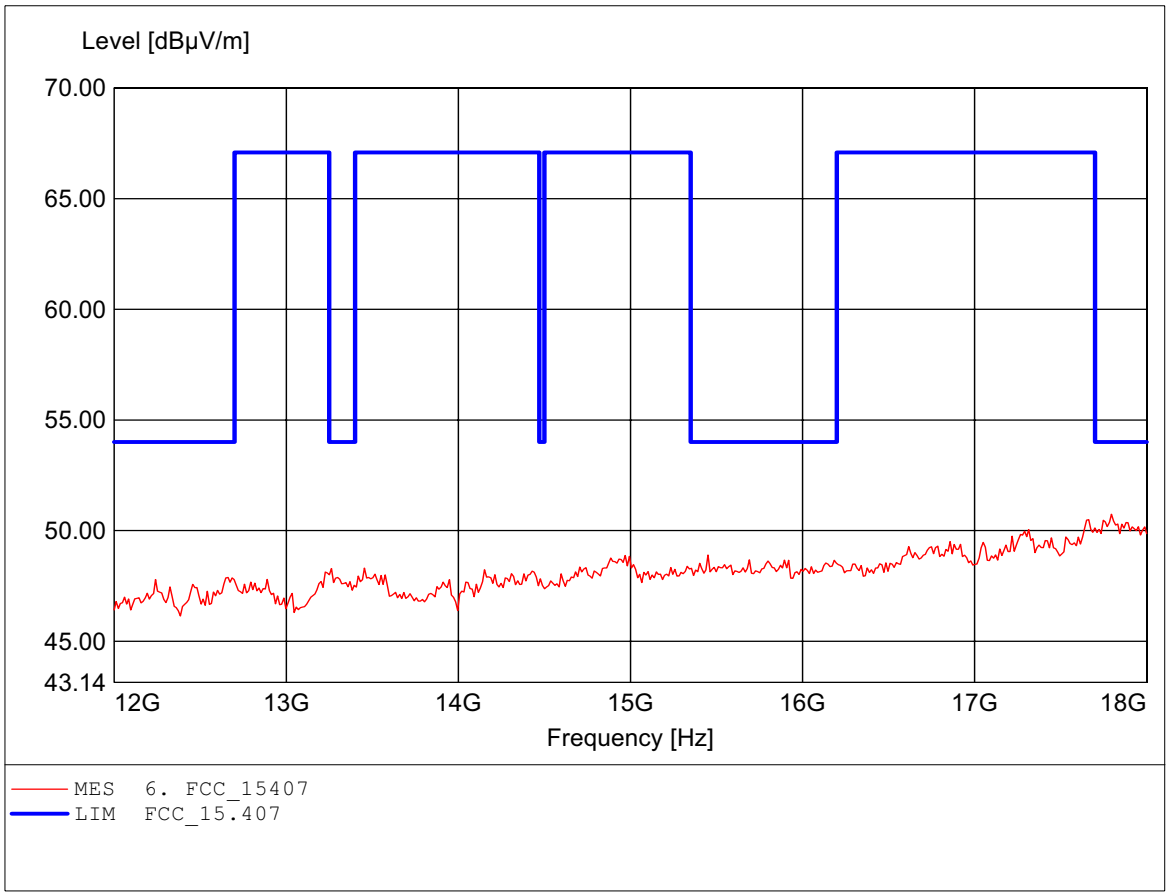

Spurious emissions Field Strength

FCC RULES PART 15, SUBPART E

EUT:	Wireless Multimedia System
MODEL NO.:	WMS 100 Receiver 802.11A CH36
Approval Holder:	YUAN High-Tech Development Co.,Ltd.
Test Site / Operator:	ETS / Dennis
Temperature/Voltage:	Temp.: 23°C/ Unom.: 120 VAC (ac/dc adaptor)
Test Specification:	according to §15.407, peak detector
Comment 1:	Dist.: 3m, Ant.: HL025, amplif.
	Freq: 25.580GHz, Emax: 54.02dBµV/m, RBW: 1MHz

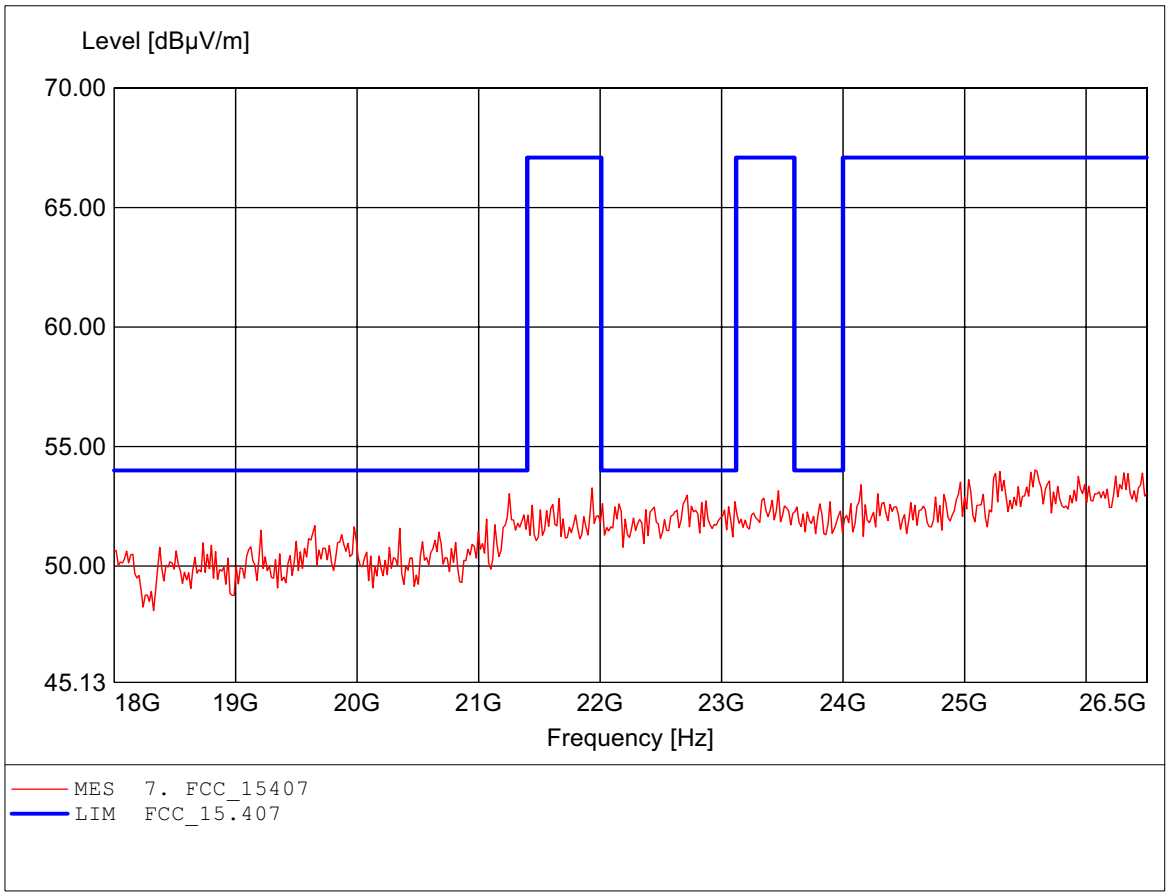

Spurious emissions Field Strength

FCC RULES PART 15, SUBPART E

EUT:	Wireless Multimedia System
MODEL NO.:	WMS 100 Receiver 802.11A CH36
Approval Holder:	YUAN High-Tech Development Co.,Ltd.
Test Site / Operator:	ETS / Dennis
Temperature/Voltage:	Temp.: 23°C/ Unom.: 120 VAC (ac/dc adaptor)
Test Specification:	according to §15.407, peak detector
Comment 1:	Dist.: 3m, Ant.: HL025, amplif.
	Freq: 26.500GHz, Emax: 54.70dBµV/m, RBW: 1MHz

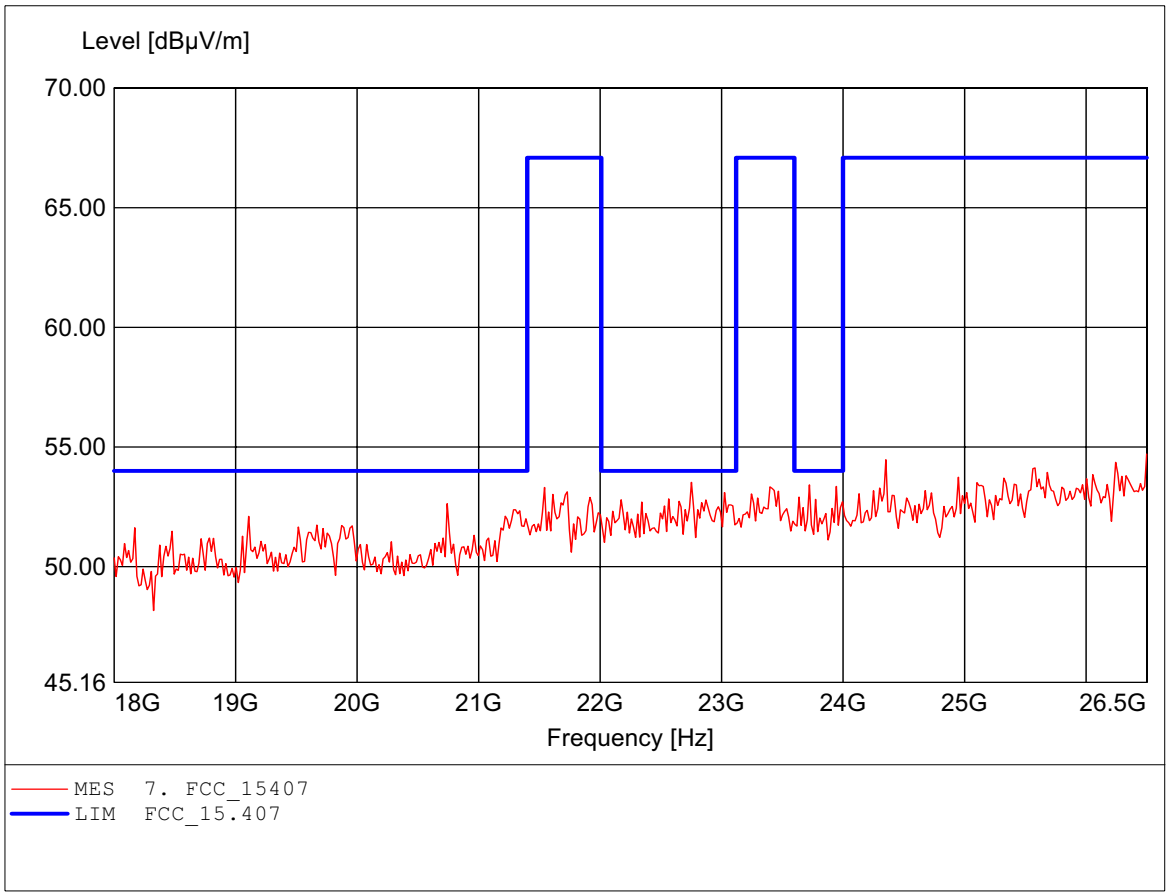

Spurious emissions Field Strength

FCC RULES PART 15, SUBPART E

EUT:	Wireless Multimedia System
MODEL NO.:	WMS 100 Receiver 802.11A CH40
Approval Holder:	YUAN High-Tech Development Co.,Ltd.
Test Site / Operator:	ETS / Dennis
Temperature/Voltage:	Temp.: 23°C/ Unom.: 120 VAC (ac/dc adaptor)
Test Specification:	according to Section 15.407
Comment 1:	Dist.: 3m, Ant.: HK 116
	Freq: 200.000MHz, Emax: 34.53dBµV/m, RBW: 100kHz

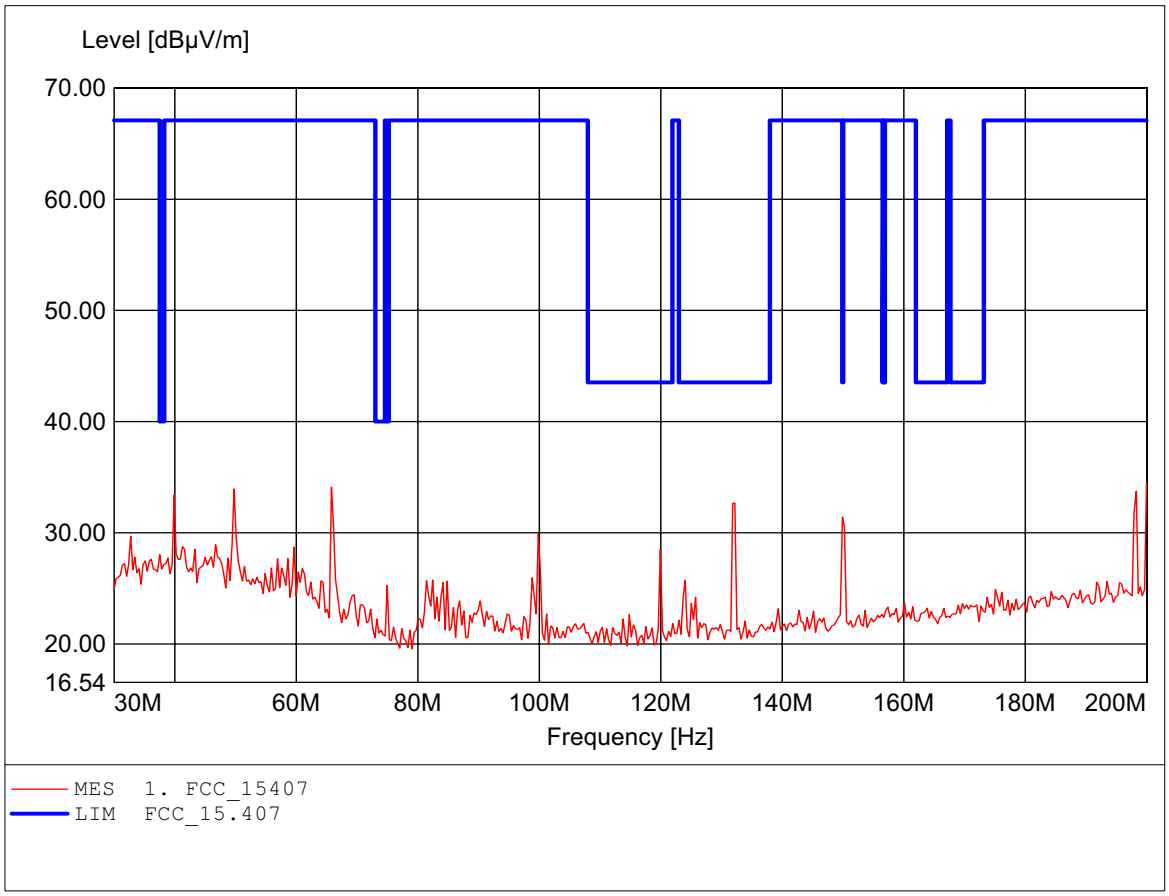

Spurious emissions Field Strength

FCC RULES PART 15, SUBPART E

EUT:	Wireless Multimedia System
MODEL NO.:	WMS 100 Receiver 802.11A CH40
Approval Holder:	YUAN High-Tech Development Co.,Ltd.
Test Site / Operator:	ETS / Dennis
Temperature/Voltage:	Temp.: 23°C/ Unom.: 120 VAC (ac/dc adaptor)
Test Specification:	according to Section 15.407
Comment 1:	Dist.: 3m, Ant.: HK 116
	Freq: 200.000MHz, Emax: 35.44dBµV/m, RBW: 100kHz

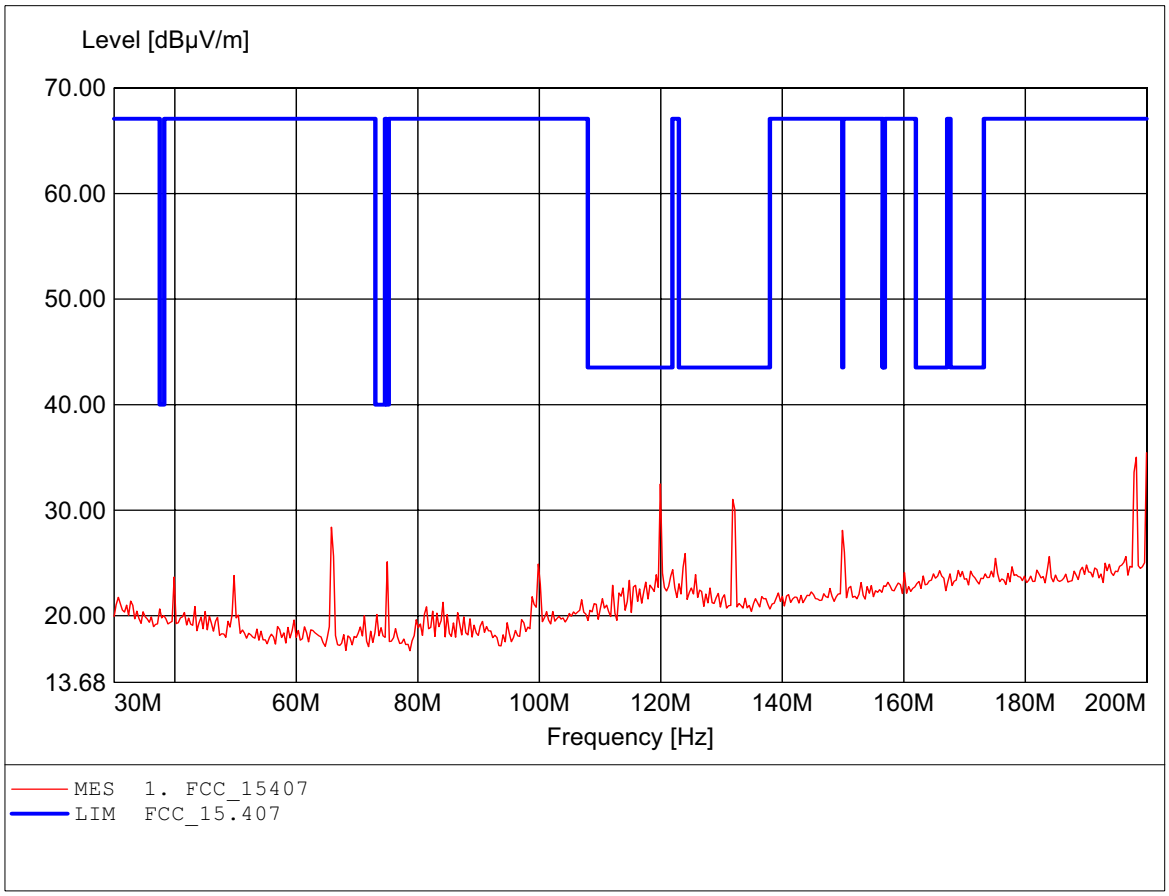

Spurious emissions Field Strength

FCC RULES PART 15, SUBPART E

EUT:	Wireless Multimedia System
MODEL NO.:	WMS 100 Receiver 802.11A CH40
Approval Holder:	YUAN High-Tech Development Co.,Ltd.
Test Site / Operator:	ETS / Dennis
Temperature/Voltage:	Temp.: 23°C/ Unom.: 120 VAC (ac/dc adaptor)
Test Specification:	according to Section 15.407
Comment 1:	Dist.: 3m, Ant.: HL 223, amplif.
	Freq: 725.852MHz, Emax: 40.23dBµV/m, RBW: 100kHz

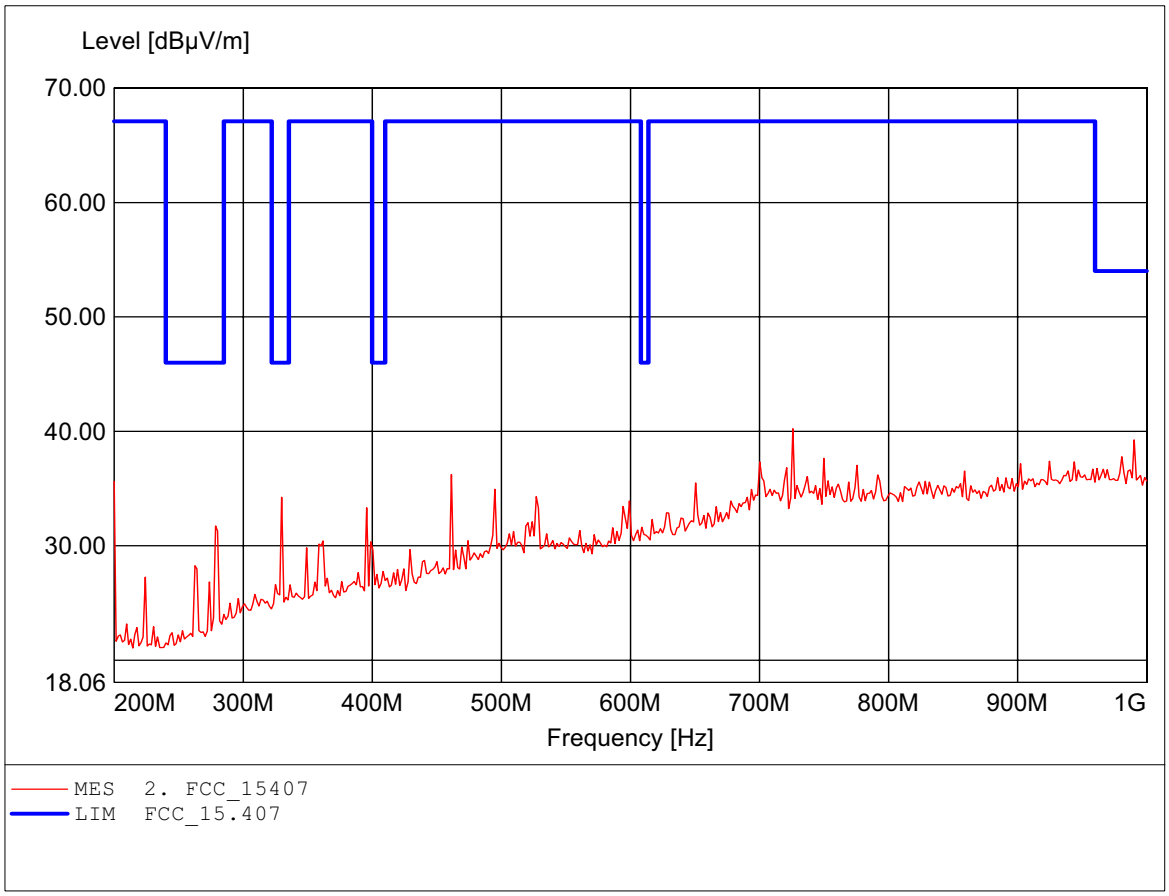

Spurious emissions Field Strength

FCC RULES PART 15, SUBPART E

EUT:	Wireless Multimedia System
MODEL NO.:	WMS 100 Receiver 802.11A CH40
Approval Holder:	YUAN High-Tech Development Co.,Ltd.
Test Site / Operator:	ETS / Dennis
Temperature/Voltage:	Temp.: 23°C/ Unom.: 120 VAC (ac/dc adaptor)
Test Specification:	according to Section 15.407
Comment 1:	Dist.: 3m, Ant.: HL 223, amplif.
	Freq: 725.852MHz, Emax: 45.68dBµV/m, RBW: 100kHz

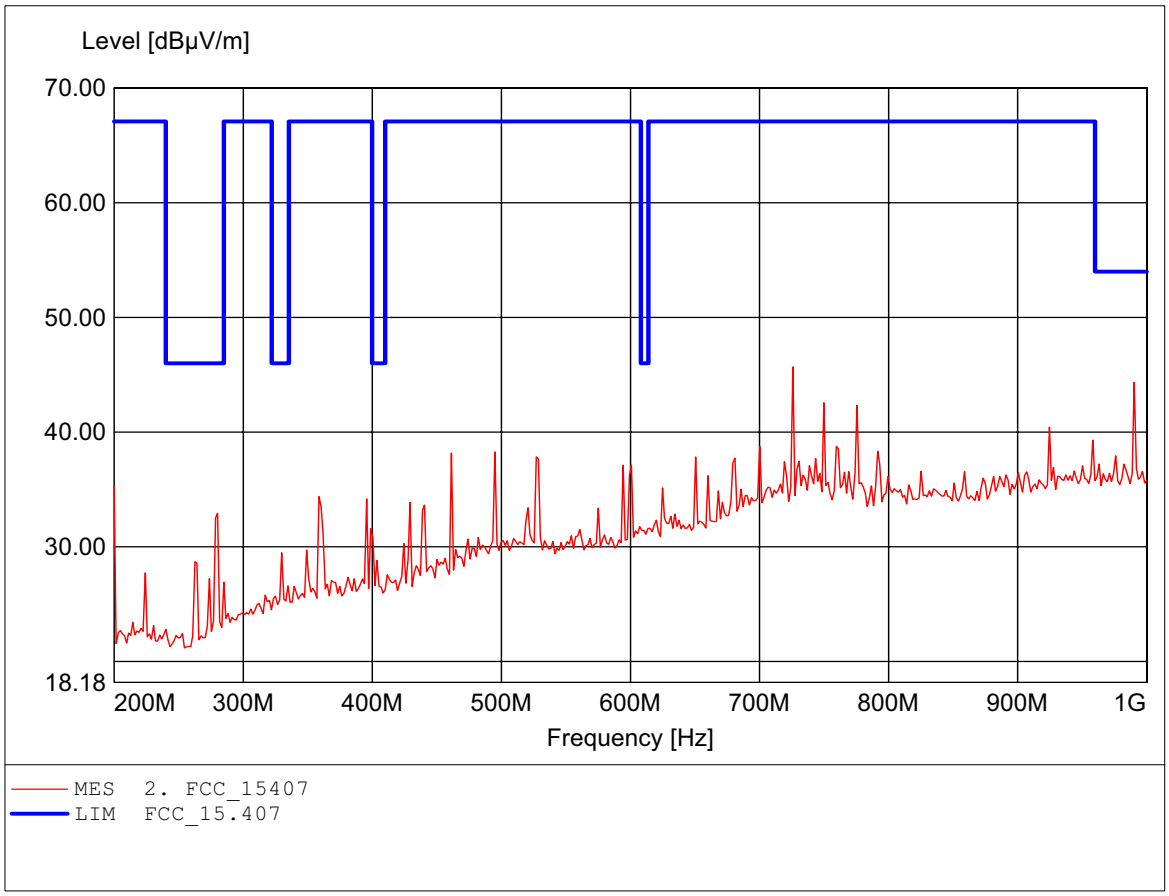

Spurious emissions Field Strength

FCC RULES PART 15, SUBPART E

EUT:	Wireless Multimedia System
MODEL NO.:	WMS 100 Receiver 802.11A CH40
Approval Holder:	YUAN High-Tech Development Co.,Ltd.
Test Site / Operator:	ETS / Dennis
Temperature/Voltage:	Temp.: 23°C/ Unom.: 120 VAC (ac/dc adaptor)
Test Specification:	according to §15.407, peak detector
Comment 1:	Dist.: 3m, Ant.: HL025, amplif.
	Freq: 3.471GHz, Emax: 44.47dBµV/m, RBW: 1MHz

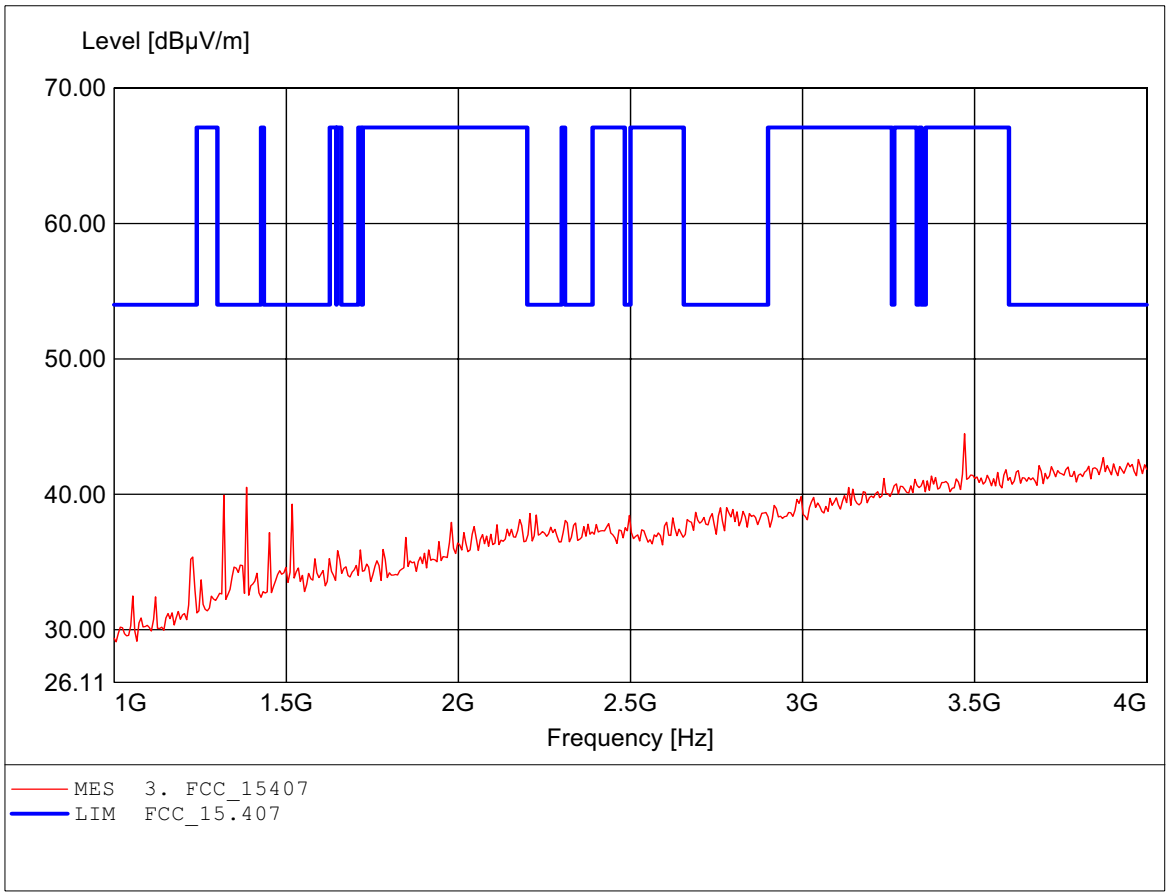

Spurious emissions Field Strength

FCC RULES PART 15, SUBPART E

EUT:	Wireless Multimedia System
MODEL NO.:	WMS 100 Receiver 802.11A CH40
Approval Holder:	YUAN High-Tech Development Co.,Ltd.
Test Site / Operator:	ETS / Dennis
Temperature/Voltage:	Temp.: 23°C/ Unom.: 120 VAC (ac/dc adaptor)
Test Specification:	according to §15.407, peak detector
Comment 1:	Dist.: 3m, Ant.: HL025, amplif.
	Freq: 3.982GHz, Emax: 43.02dBµV/m, RBW: 1MHz

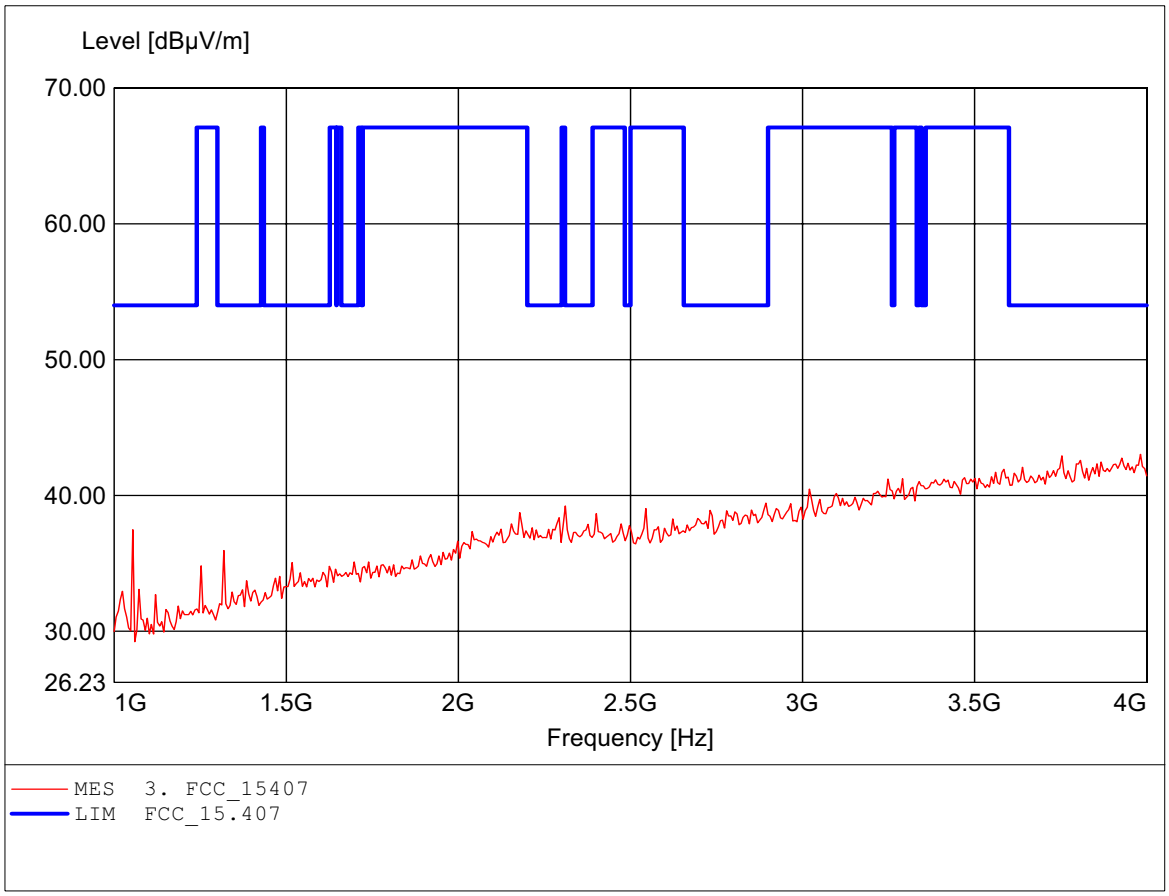

Spurious emissions Field Strength

FCC RULES PART 15, SUBPART E

EUT:	Wireless Multimedia System
MODEL NO.:	WMS 100 Receiver 802.11A CH40
Approval Holder:	YUAN High-Tech Development Co.,Ltd.
Test Site / Operator:	ETS / Dennis
Temperature/Voltage:	Temp.: 23°C/ Unom.: 120 VAC (ac/dc adaptor)
Test Specification:	according to §15.407, peak detector
Comment 1:	Dist.: 3m, Ant.: HL025, ampl.+HP.
	Freq: 8.000GHz, Emax: 46.04dBµV/m, RBW: 1MHz

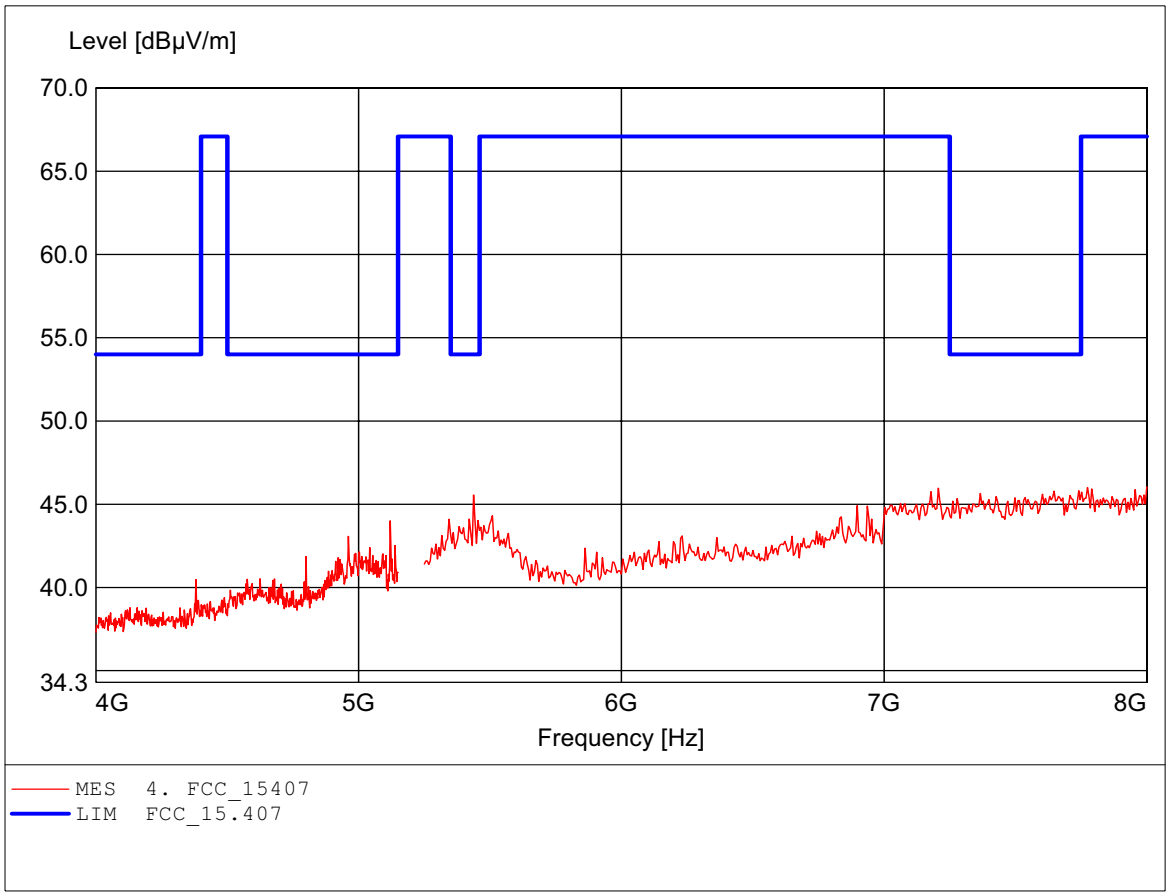

Spurious emissions Field Strength

FCC RULES PART 15, SUBPART E

EUT:	Wireless Multimedia System
MODEL NO.:	WMS 100 Receiver 802.11A CH40
Approval Holder:	YUAN High-Tech Development Co.,Ltd.
Test Site / Operator:	ETS / Dennis
Temperature/Voltage:	Temp.: 23°C/ Unom.: 120 VAC (ac/dc adaptor)
Test Specification:	according to §15.407, peak detector
Comment 1:	Dist.: 3m, Ant.: HL025, ampl.+HP.
	Freq: 7.576GHz, Emax: 46.79dBµV/m, RBW: 1MHz

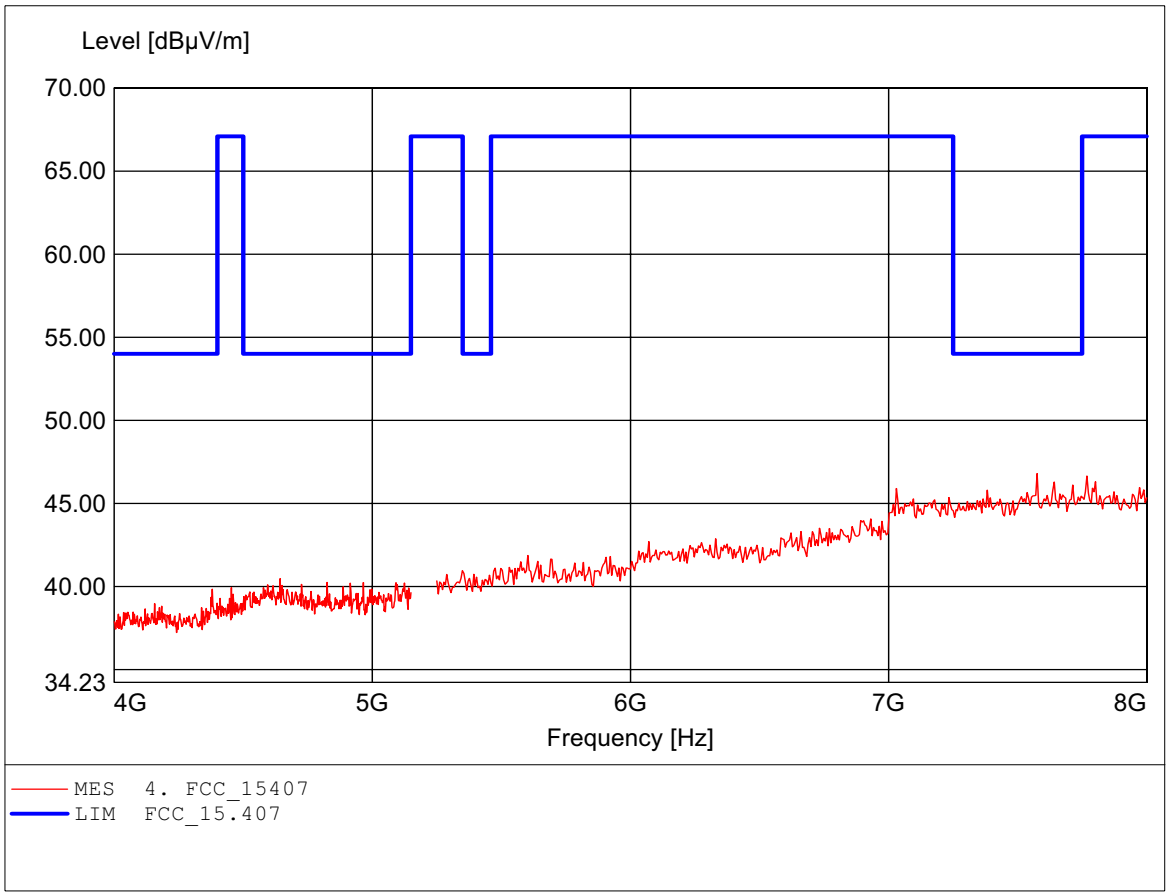

Spurious emissions Field Strength

FCC RULES PART 15, SUBPART E

EUT:	Wireless Multimedia System
MODEL NO.:	WMS 100 Receiver 802.11A CH40
Approval Holder:	YUAN High-Tech Development Co.,Ltd.
Test Site / Operator:	ETS / Dennis
Temperature/Voltage:	Temp.: 23°C/ Unom.: 120 VAC (ac/dc adaptor)
Test Specification:	according to §15.407, peak detector
Comment 1:	Dist.: 3m, Ant.: HL025, ampl.+HP.
	Freq: 11.599GHz, Emax: 52.05dBµV/m, RBW: 1MHz

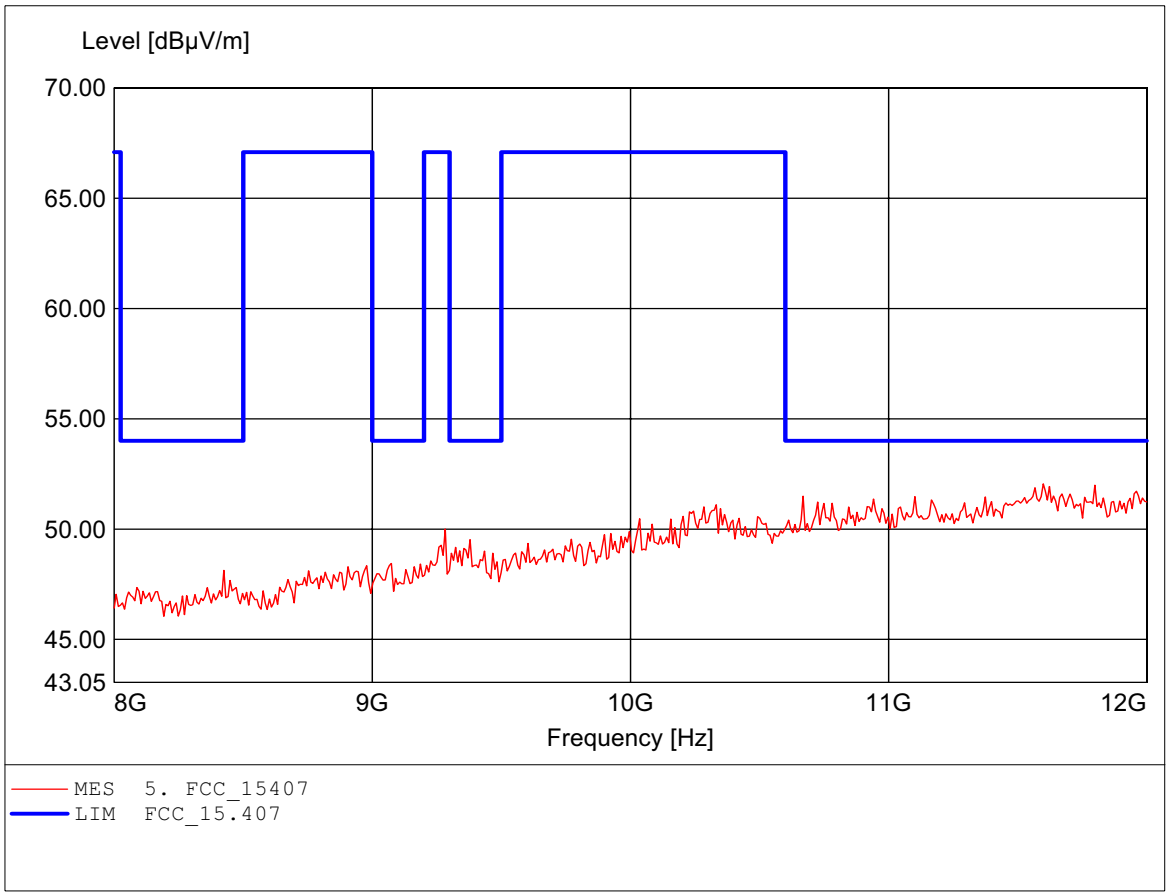

Spurious emissions Field Strength

FCC RULES PART 15, SUBPART E

EUT:	Wireless Multimedia System
MODEL NO.:	WMS 100 Receiver 802.11A CH40
Approval Holder:	YUAN High-Tech Development Co.,Ltd.
Test Site / Operator:	ETS / Dennis
Temperature/Voltage:	Temp.: 23°C/ Unom.: 120 VAC (ac/dc adaptor)
Test Specification:	according to §15.407, peak detector
Comment 1:	Dist.: 3m, Ant.: HL025, ampl.+HP.
	Freq: 11.671GHz, Emax: 52.19dBµV/m, RBW: 1MHz

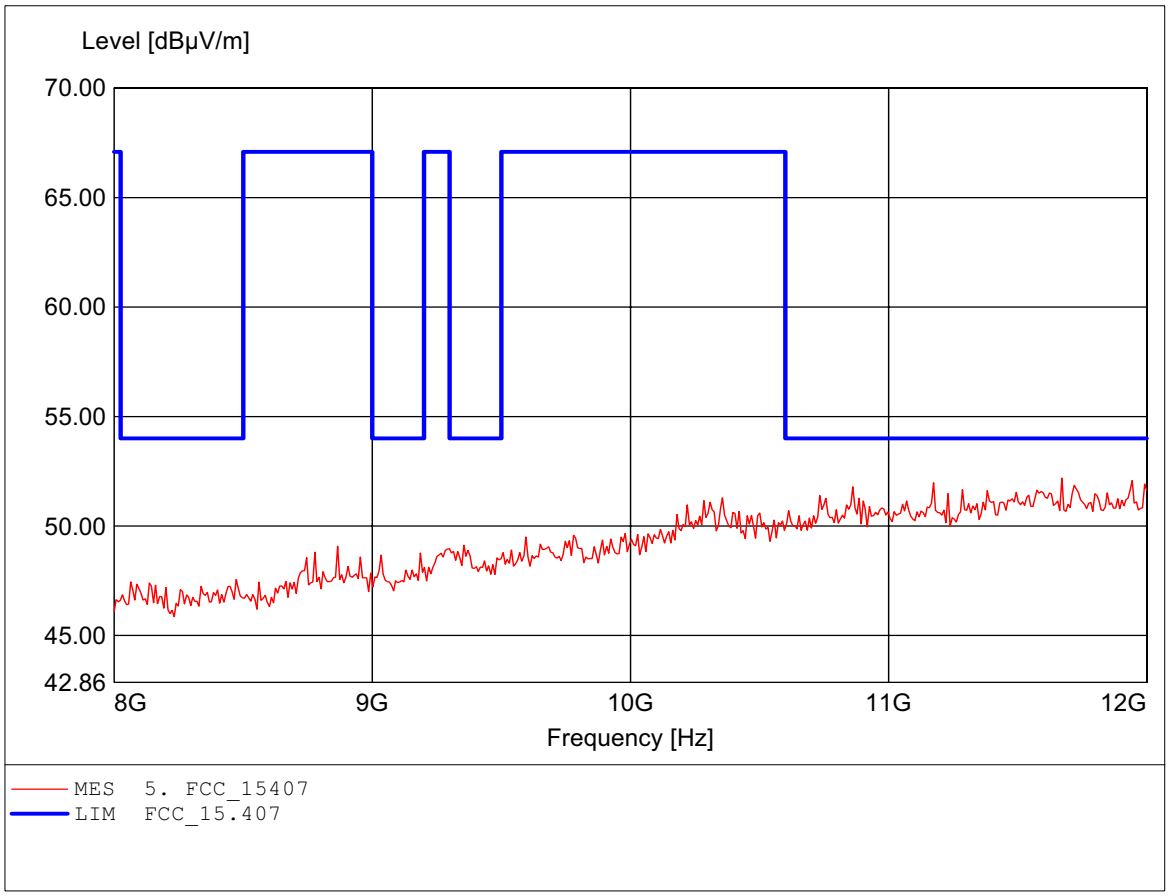

Spurious emissions Field Strength

FCC RULES PART 15, SUBPART E

EUT:	Wireless Multimedia System
MODEL NO.:	WMS 100 Receiver 802.11A CH40
Approval Holder:	YUAN High-Tech Development Co.,Ltd.
Test Site / Operator:	ETS / Dennis
Temperature/Voltage:	Temp.: 23°C/ Unom.: 120 VAC (ac/dc adaptor)
Test Specification:	according to §15.407, peak detector
Comment 1:	Dist.: 3m, Ant.: HL025, ampl.+HP.
	Freq: 17.651GHz, Emax: 50.48dBµV/m, RBW: 1MHz

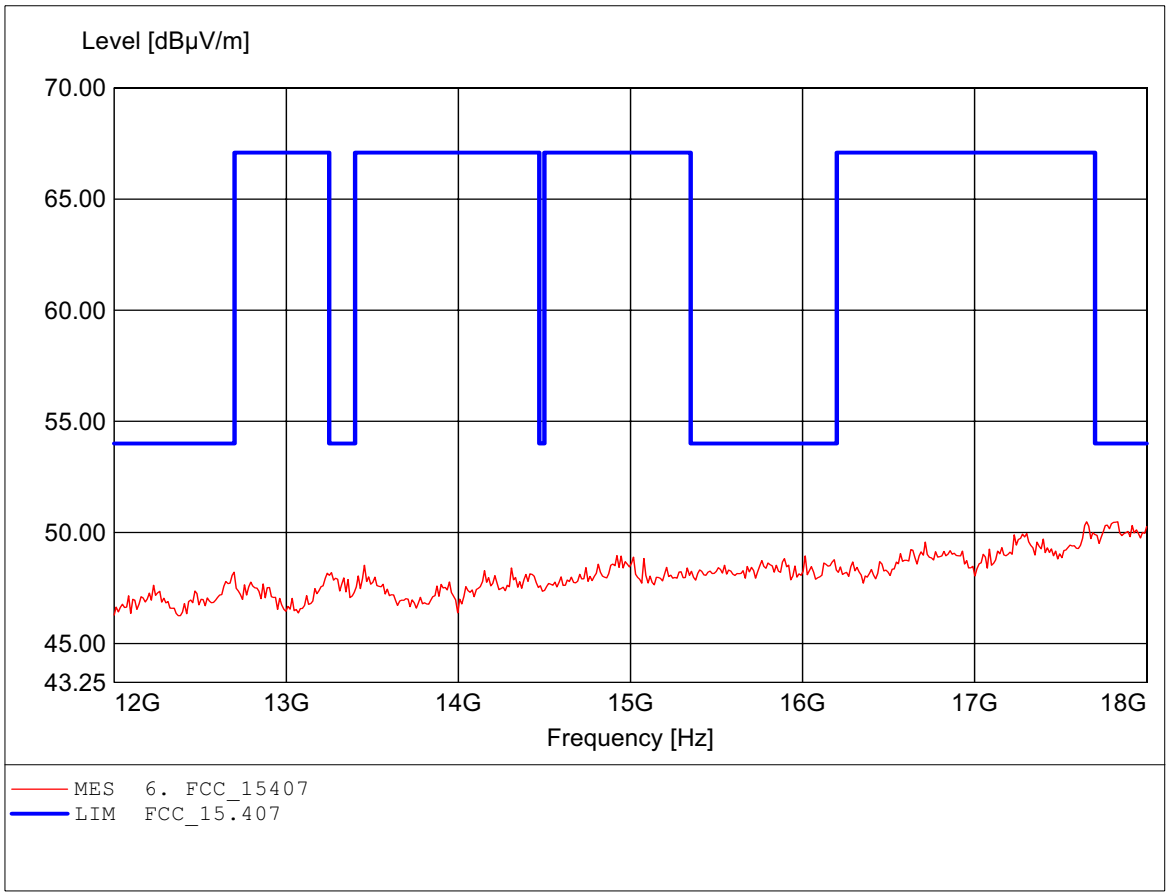

Spurious emissions Field Strength

FCC RULES PART 15, SUBPART E

EUT:	Wireless Multimedia System
MODEL NO.:	WMS 100 Receiver 802.11A CH40
Approval Holder:	YUAN High-Tech Development Co.,Ltd.
Test Site / Operator:	ETS / Dennis
Temperature/Voltage:	Temp.: 23°C/ Unom.: 120 VAC (ac/dc adaptor)
Test Specification:	according to §15.407, peak detector
Comment 1:	Dist.: 3m, Ant.: HL025, ampl.+HP.
	Freq: 17.651GHz, Emax: 50.77dBµV/m, RBW: 1MHz

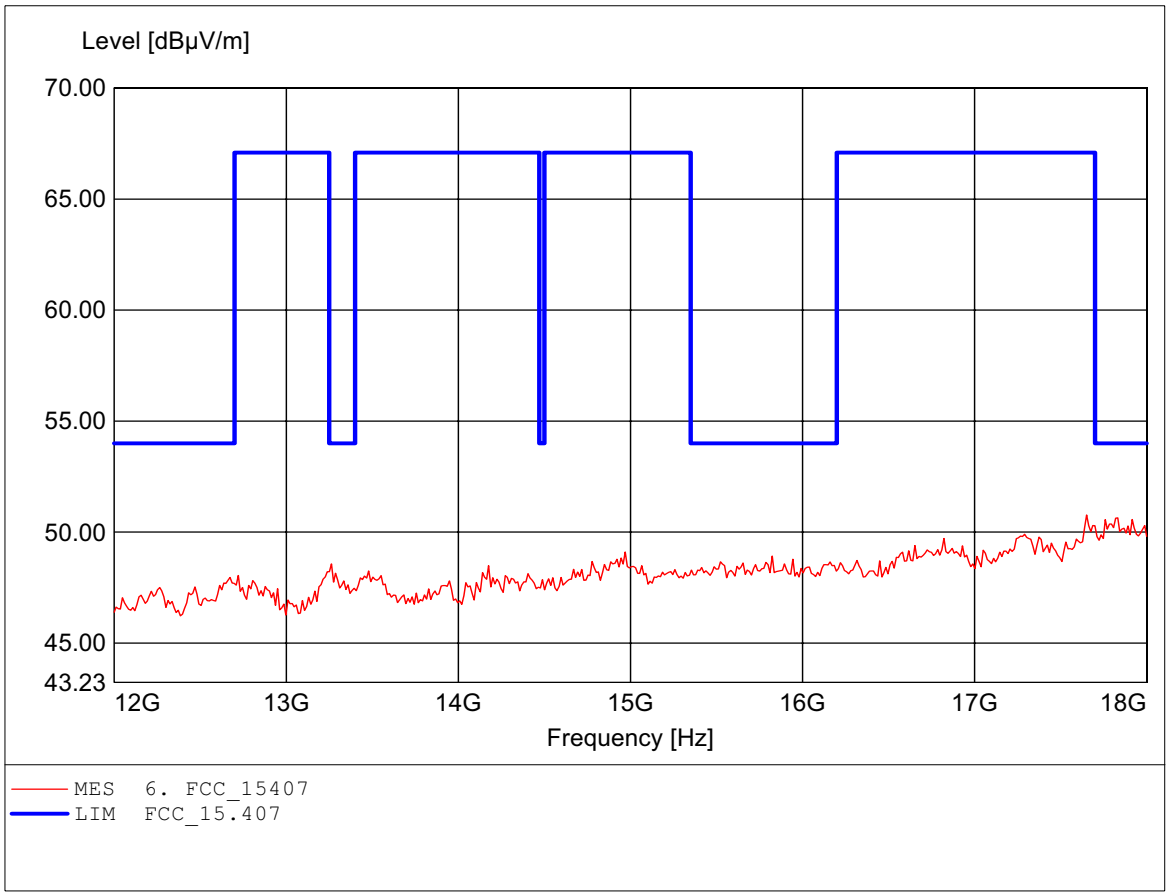

Spurious emissions Field Strength

FCC RULES PART 15, SUBPART E

EUT:	Wireless Multimedia System
MODEL NO.:	WMS 100 Receiver 802.11A CH40
Approval Holder:	YUAN High-Tech Development Co.,Ltd.
Test Site / Operator:	ETS / Dennis
Temperature/Voltage:	Temp.: 23°C/ Unom.: 120 VAC (ac/dc adaptor)
Test Specification:	according to §15.407, peak detector
Comment 1:	Dist.: 3m, Ant.: HL025, amplif.
	Freq: 25.802GHz, Emax: 54.98dBµV/m, RBW: 1MHz

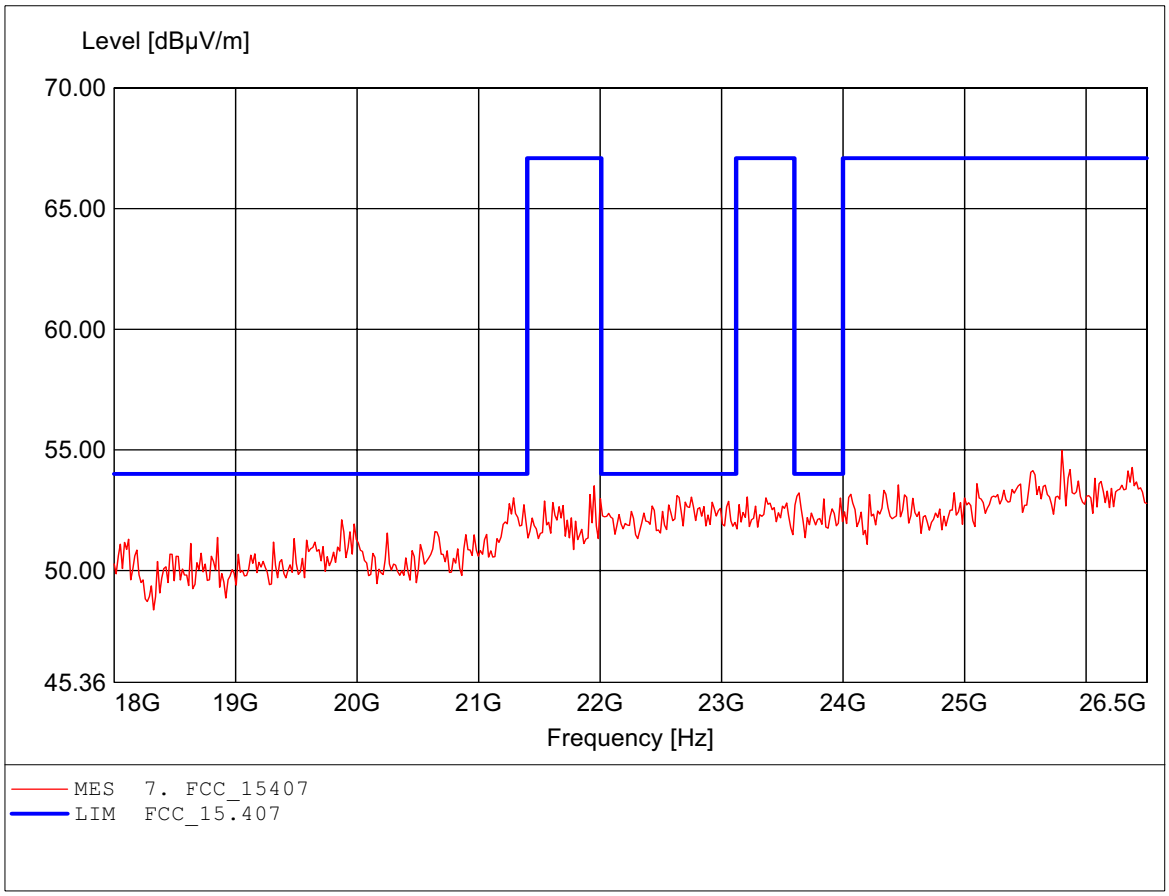

Spurious emissions Field Strength

FCC RULES PART 15, SUBPART E

EUT:	Wireless Multimedia System
MODEL NO.:	WMS 100 Receiver 802.11A CH40
Approval Holder:	YUAN High-Tech Development Co.,Ltd.
Test Site / Operator:	ETS / Dennis
Temperature/Voltage:	Temp.: 23°C/ Unom.: 120 VAC (ac/dc adaptor)
Test Specification:	according to §15.407, peak detector
Comment 1:	Dist.: 3m, Ant.: HL025, amplif.
	Freq: 26.466GHz, Emax: 55.21dBµV/m, RBW: 1MHz

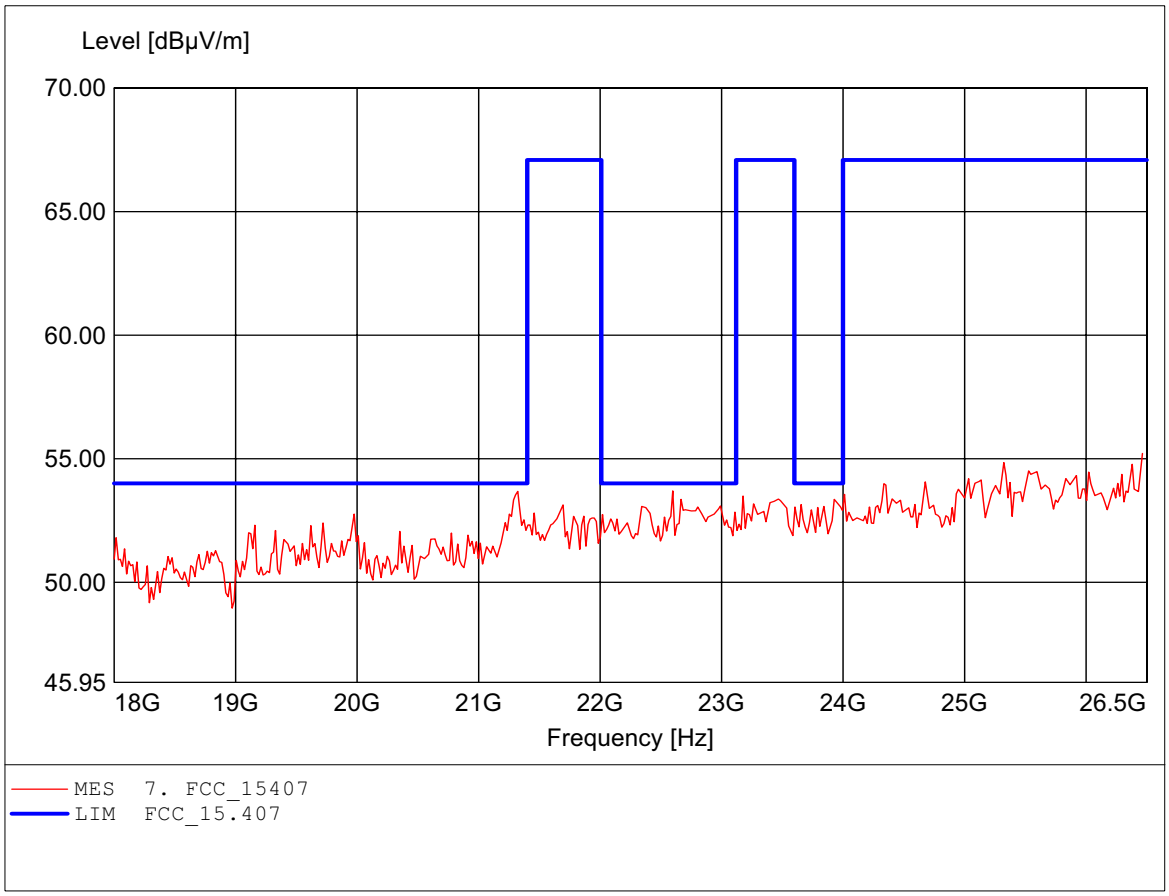

Spurious emissions Field Strength

FCC RULES PART 15, SUBPART E

EUT:	Wireless Multimedia System
MODEL NO.:	WMS 100 Receiver 802.11A CH48
Approval Holder:	YUAN High-Tech Development Co.,Ltd.
Test Site / Operator:	ETS / Dennis
Temperature/Voltage:	Temp.: 23°C/ Unom.: 120 VAC (ac/dc adaptor)
Test Specification:	according to Section 15.407
Comment 1:	Dist.: 3m, Ant.: HK 116
	Freq: 200.000MHz, Emax: 34.95dBµV/m, RBW: 100kHz

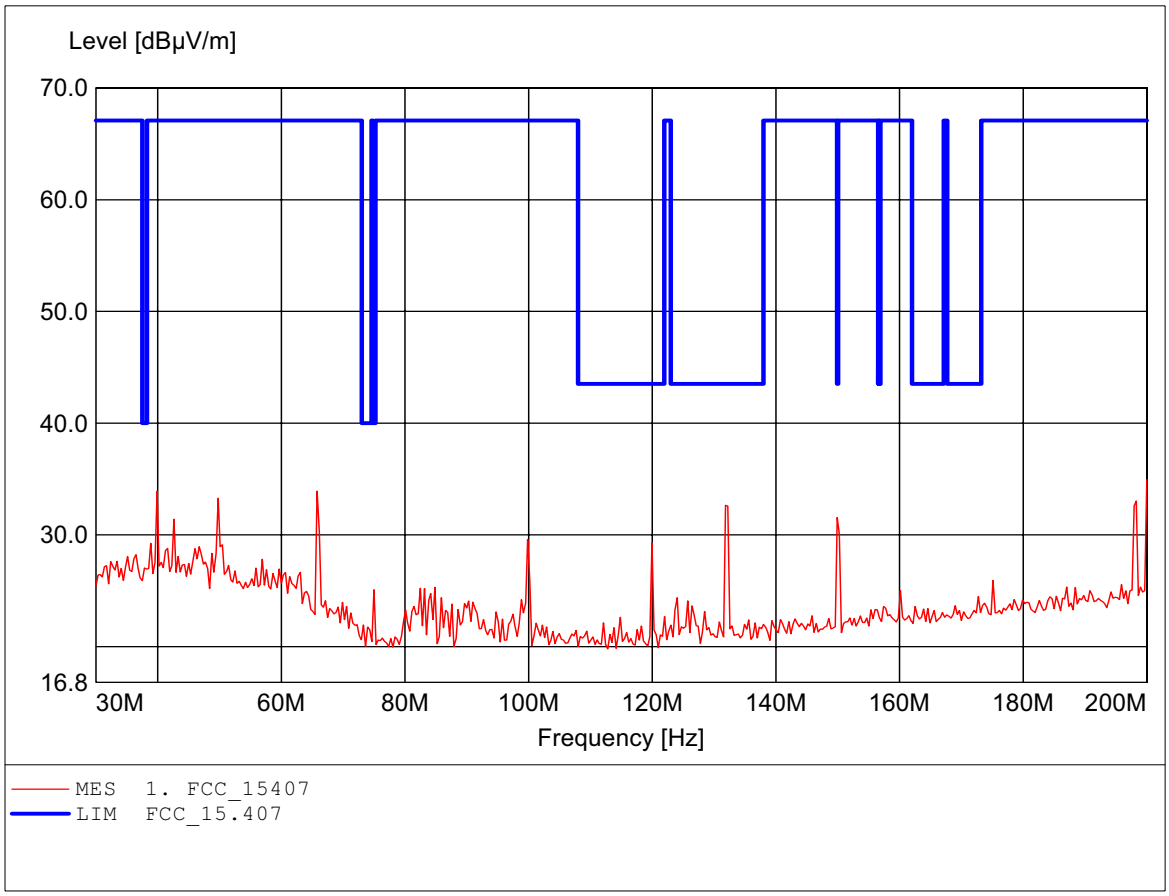

Spurious emissions Field Strength

FCC RULES PART 15, SUBPART E

EUT:	Wireless Multimedia System
MODEL NO.:	WMS 100 Receiver 802.11A CH48
Approval Holder:	YUAN High-Tech Development Co.,Ltd.
Test Site / Operator:	ETS / Dennis
Temperature/Voltage:	Temp.: 23°C/ Unom.: 120 VAC (ac/dc adaptor)
Test Specification:	according to Section 15.407
Comment 1:	Dist.: 3m, Ant.: HK 116
	Freq: 198.297MHz, Emax: 34.97dBµV/m, RBW: 100kHz

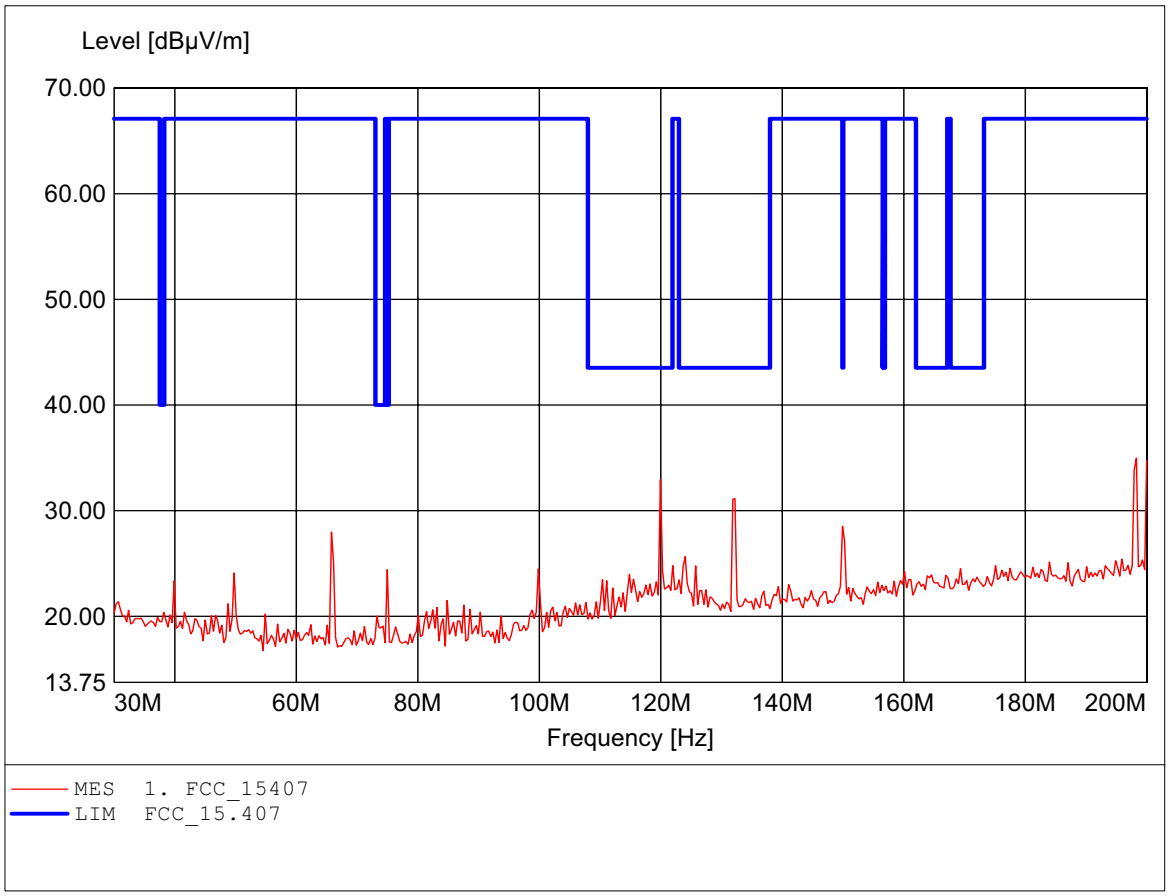

Spurious emissions Field Strength

FCC RULES PART 15, SUBPART E

EUT:	Wireless Multimedia System
MODEL NO.:	WMS 100 Receiver 802.11A CH48
Approval Holder:	YUAN High-Tech Development Co.,Ltd.
Test Site / Operator:	ETS / Dennis
Temperature/Voltage:	Temp.: 23°C/ Unom.: 120 VAC (ac/dc adaptor)
Test Specification:	according to Section 15.407
Comment 1:	Dist.: 3m, Ant.: HL 223, amplif.
	Freq: 725.852MHz, Emax: 40.91dBµV/m, RBW: 100kHz

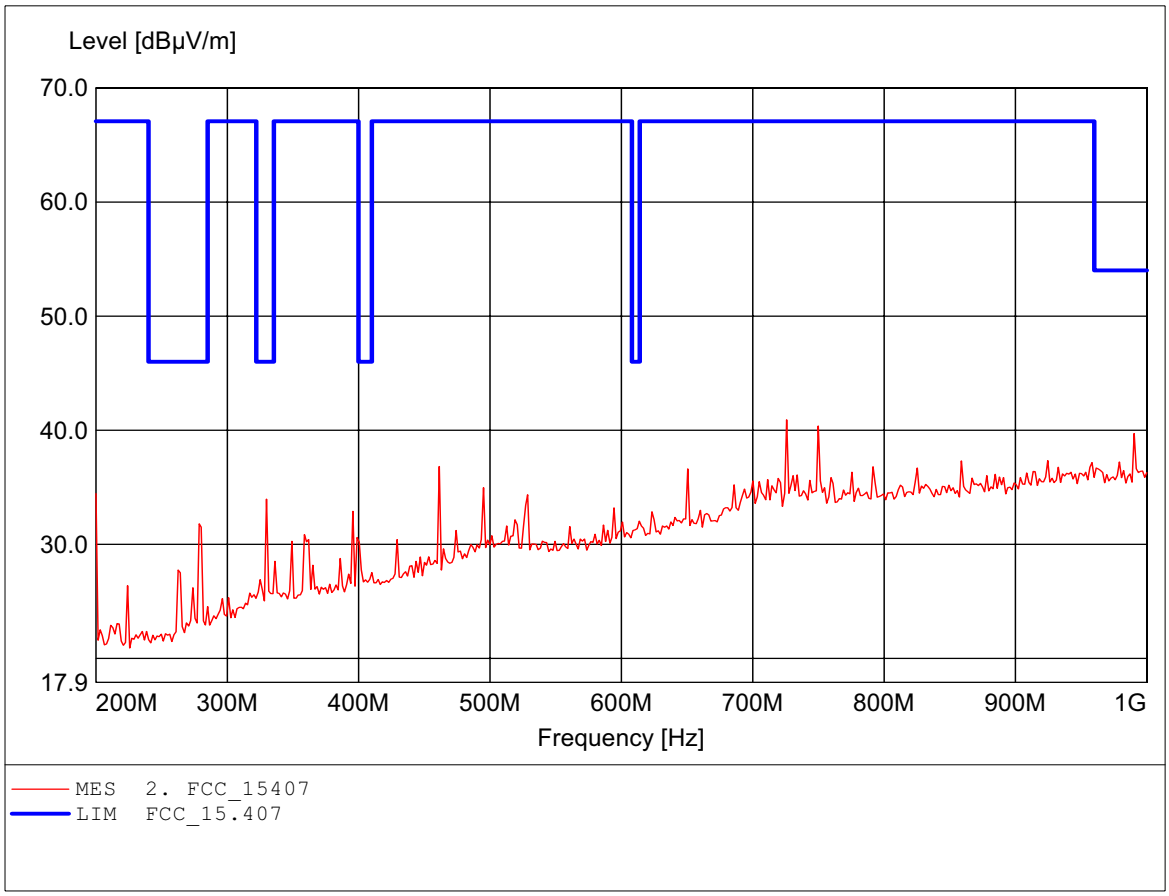

Spurious emissions Field Strength

FCC RULES PART 15, SUBPART E

EUT:	Wireless Multimedia System
MODEL NO.:	WMS 100 Receiver 802.11A CH48
Approval Holder:	YUAN High-Tech Development Co.,Ltd.
Test Site / Operator:	ETS / Dennis
Temperature/Voltage:	Temp.: 23°C/ Unom.: 120 VAC (ac/dc adaptor)
Test Specification:	according to Section 15.407
Comment 1:	Dist.: 3m, Ant.: HL 223, amplif.
	Freq: 725.852MHz, Emax: 46.12dBµV/m, RBW: 100kHz

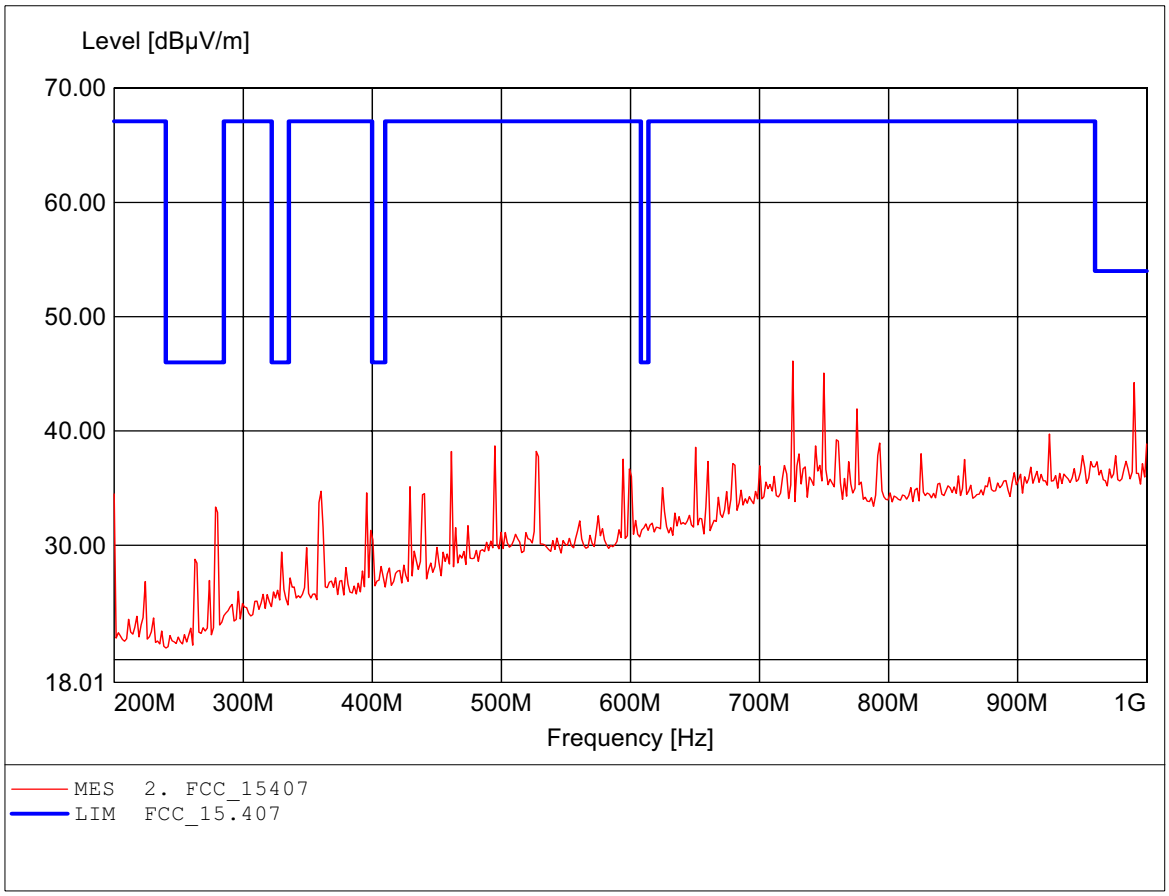

Spurious emissions Field Strength

FCC RULES PART 15, SUBPART E

EUT:	Wireless Multimedia System
MODEL NO.:	WMS 100 Receiver 802.11A CH48
Approval Holder:	YUAN High-Tech Development Co.,Ltd.
Test Site / Operator:	ETS / Dennis
Temperature/Voltage:	Temp.: 23°C/ Unom.: 120 VAC (ac/dc adaptor)
Test Specification:	according to §15.407, peak detector
Comment 1:	Dist.: 3m, Ant.: HL025, amplif.
	Freq: 3.495GHz, Emax: 45.16dBµV/m, RBW: 1MHz

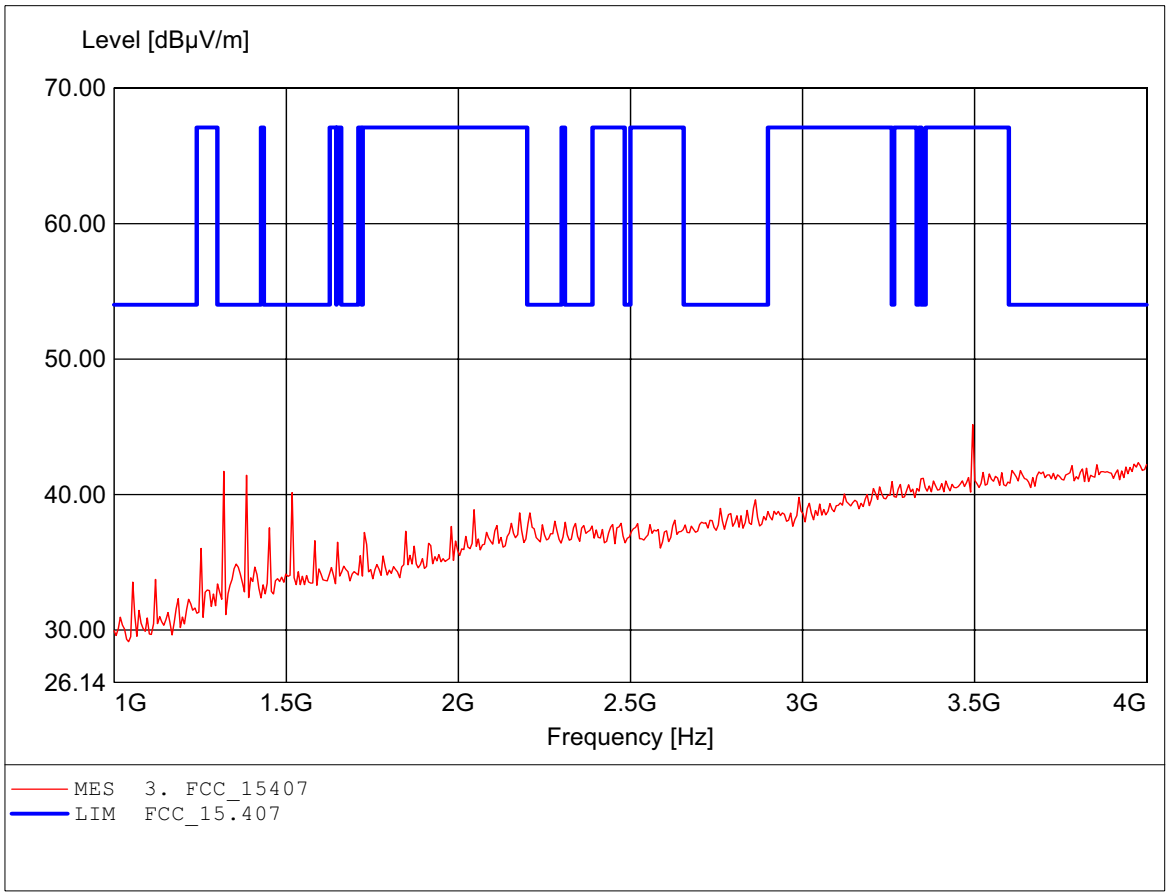

Spurious emissions Field Strength

FCC RULES PART 15, SUBPART E

EUT:	Wireless Multimedia System
MODEL NO.:	WMS 100 Receiver 802.11A CH48
Approval Holder:	YUAN High-Tech Development Co.,Ltd.
Test Site / Operator:	ETS / Dennis
Temperature/Voltage:	Temp.: 23°C/ Unom.: 120 VAC (ac/dc adaptor)
Test Specification:	according to §15.407, peak detector
Comment 1:	Dist.: 3m, Ant.: HL025, amplif.
	Freq: 3.874GHz, Emax: 42.75dBµV/m, RBW: 1MHz

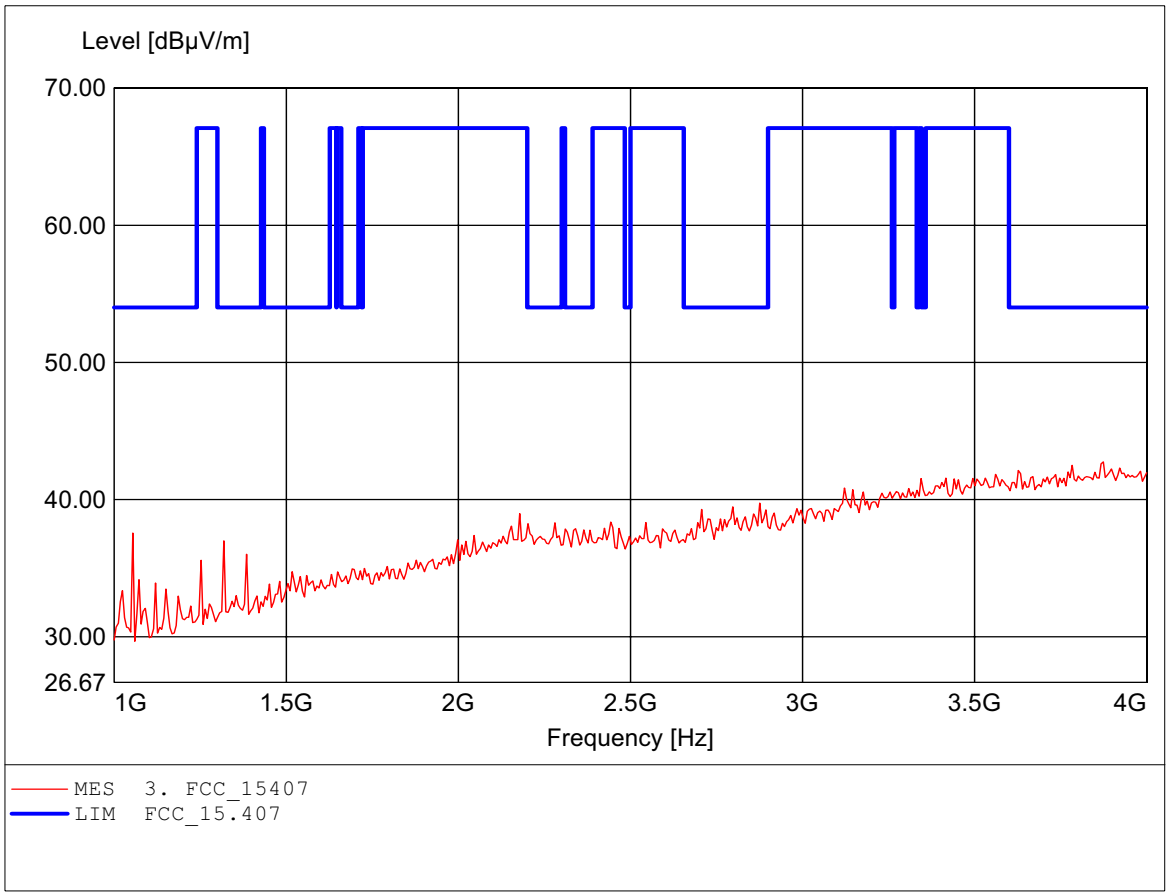

Spurious emissions Field Strength

FCC RULES PART 15, SUBPART E

EUT:	Wireless Multimedia System
MODEL NO.:	WMS 100 Receiver 802.11A CH48
Approval Holder:	YUAN High-Tech Development Co.,Ltd.
Test Site / Operator:	ETS / Dennis
Temperature/Voltage:	Temp.: 23°C/ Unom.: 120 VAC (ac/dc adaptor)
Test Specification:	according to §15.407, peak detector
Comment 1:	Dist.: 3m, Ant.: HL025, ampl.+HP.
	Freq: 5.260GHz, Emax: 57.06dBµV/m, RBW: 1MHz

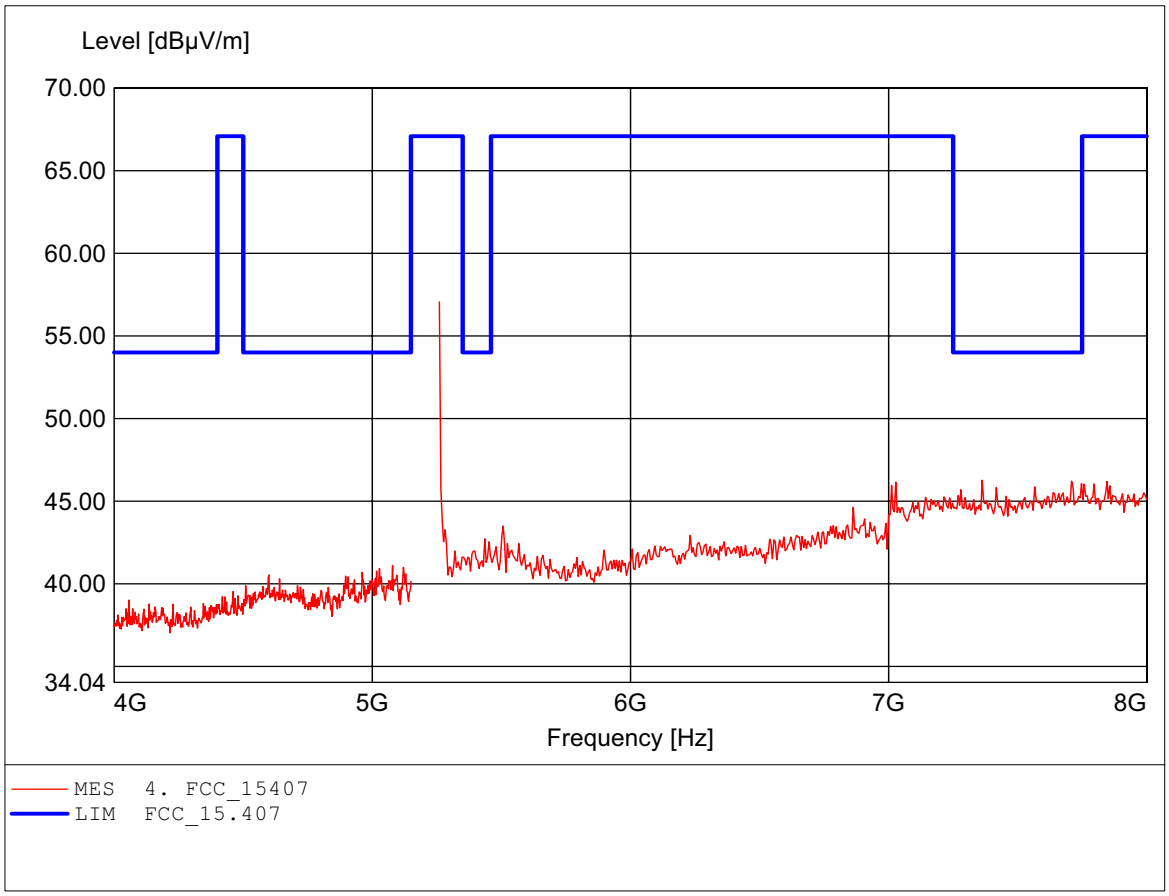

Spurious emissions Field Strength

FCC RULES PART 15, SUBPART E

EUT:	Wireless Multimedia System
MODEL NO.:	WMS 100 Receiver 802.11A CH48
Approval Holder:	YUAN High-Tech Development Co.,Ltd.
Test Site / Operator:	ETS / Dennis
Temperature/Voltage:	Temp.: 23°C/ Unom.: 120 VAC (ac/dc adaptor)
Test Specification:	according to §15.407, peak detector
Comment 1:	Dist.: 3m, Ant.: HL025, ampl.+HP.
	Freq: 7.742GHz, Emax: 46.53dBµV/m, RBW: 1MHz

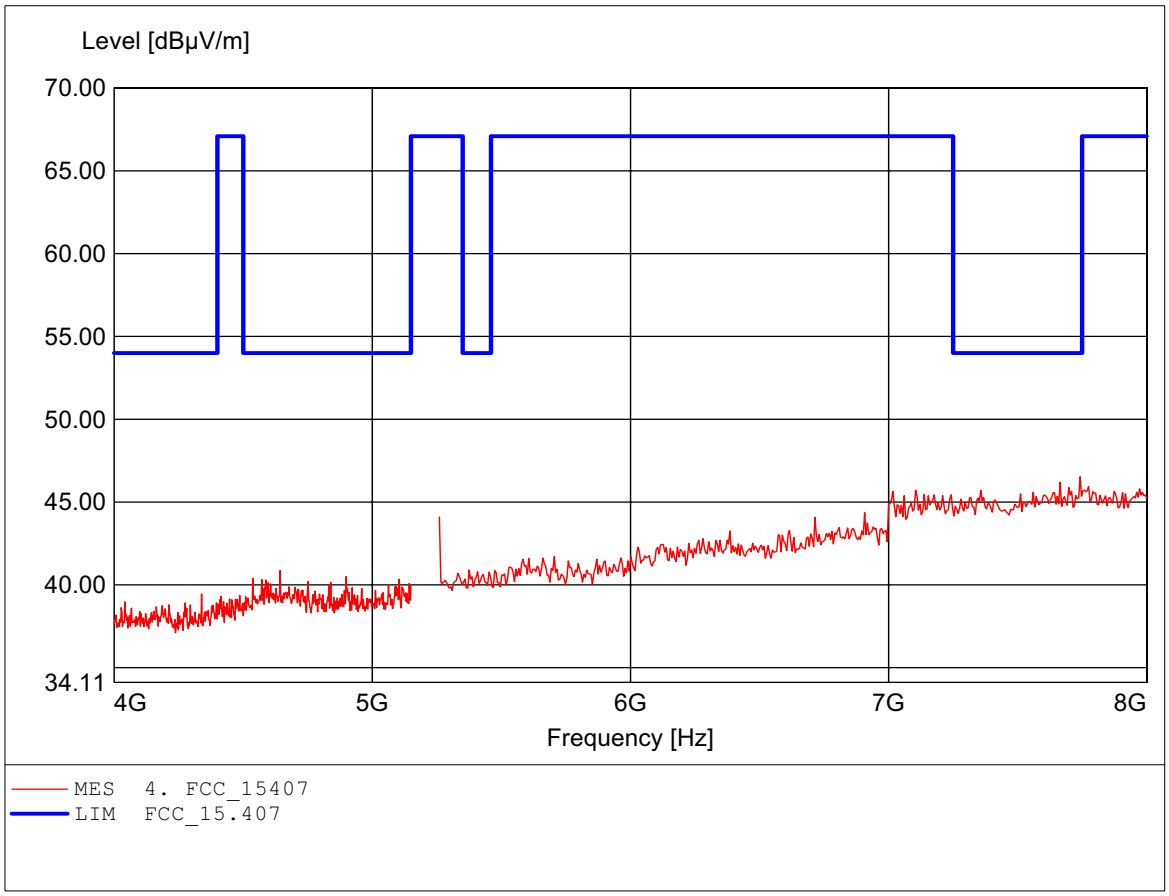

Spurious emissions Field Strength

FCC RULES PART 15, SUBPART E

EUT:	Wireless Multimedia System
MODEL NO.:	WMS 100 Receiver 802.11A CH48
Approval Holder:	YUAN High-Tech Development Co.,Ltd.
Test Site / Operator:	ETS / Dennis
Temperature/Voltage:	Temp.: 23°C/ Unom.: 120 VAC (ac/dc adaptor)
Test Specification:	according to §15.407, peak detector
Comment 1:	Dist.: 3m, Ant.: HL025, ampl.+HP.
	Freq: 11.615GHz, Emax: 52.66dBµV/m, RBW: 1MHz

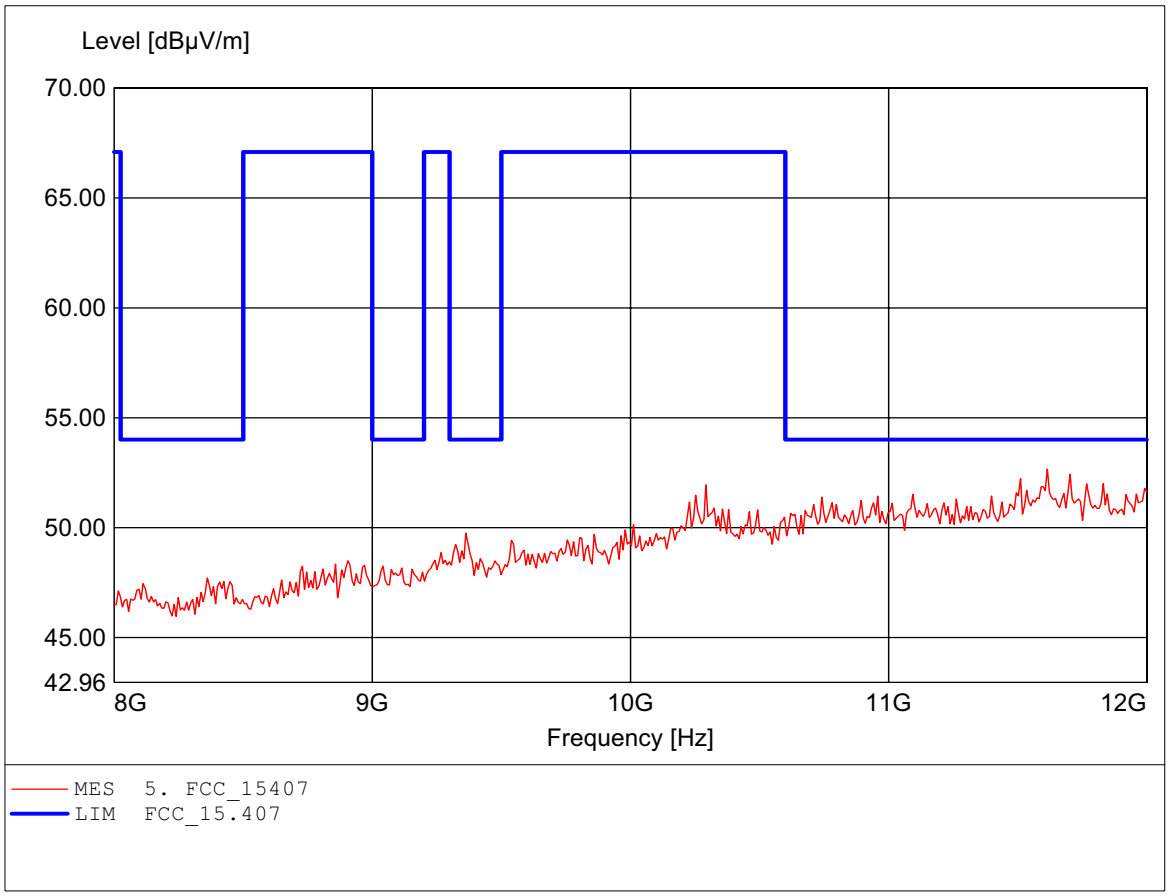

Spurious emissions Field Strength

FCC RULES PART 15, SUBPART E

EUT:	Wireless Multimedia System
MODEL NO.:	WMS 100 Receiver 802.11A CH48
Approval Holder:	YUAN High-Tech Development Co.,Ltd.
Test Site / Operator:	ETS / Dennis
Temperature/Voltage:	Temp.: 23°C/ Unom.: 120 VAC (ac/dc adaptor)
Test Specification:	according to §15.407, peak detector
Comment 1:	Dist.: 3m, Ant.: HL025, ampl.+HP.
	Freq: 11.631GHz, Emax: 52.13dBµV/m, RBW: 1MHz

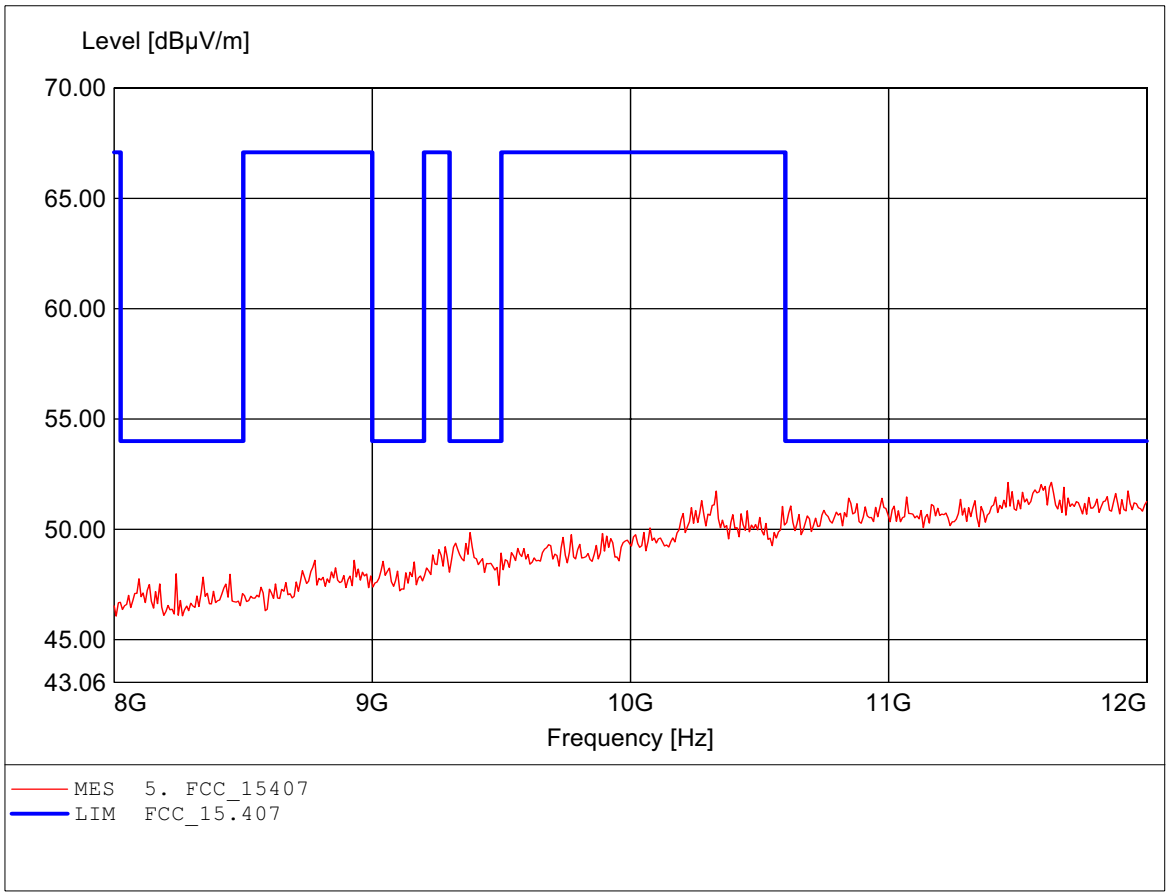

Spurious emissions Field Strength

FCC RULES PART 15, SUBPART E

EUT:	Wireless Multimedia System
MODEL NO.:	WMS 100 Receiver 802.11A CH48
Approval Holder:	YUAN High-Tech Development Co.,Ltd.
Test Site / Operator:	ETS / Dennis
Temperature/Voltage:	Temp.: 23°C/ Unom.: 120 VAC (ac/dc adaptor)
Test Specification:	according to §15.407, peak detector
Comment 1:	Dist.: 3m, Ant.: HL025, ampl.+HP.
	Freq: 17.651GHz, Emax: 50.85dBµV/m, RBW: 1MHz

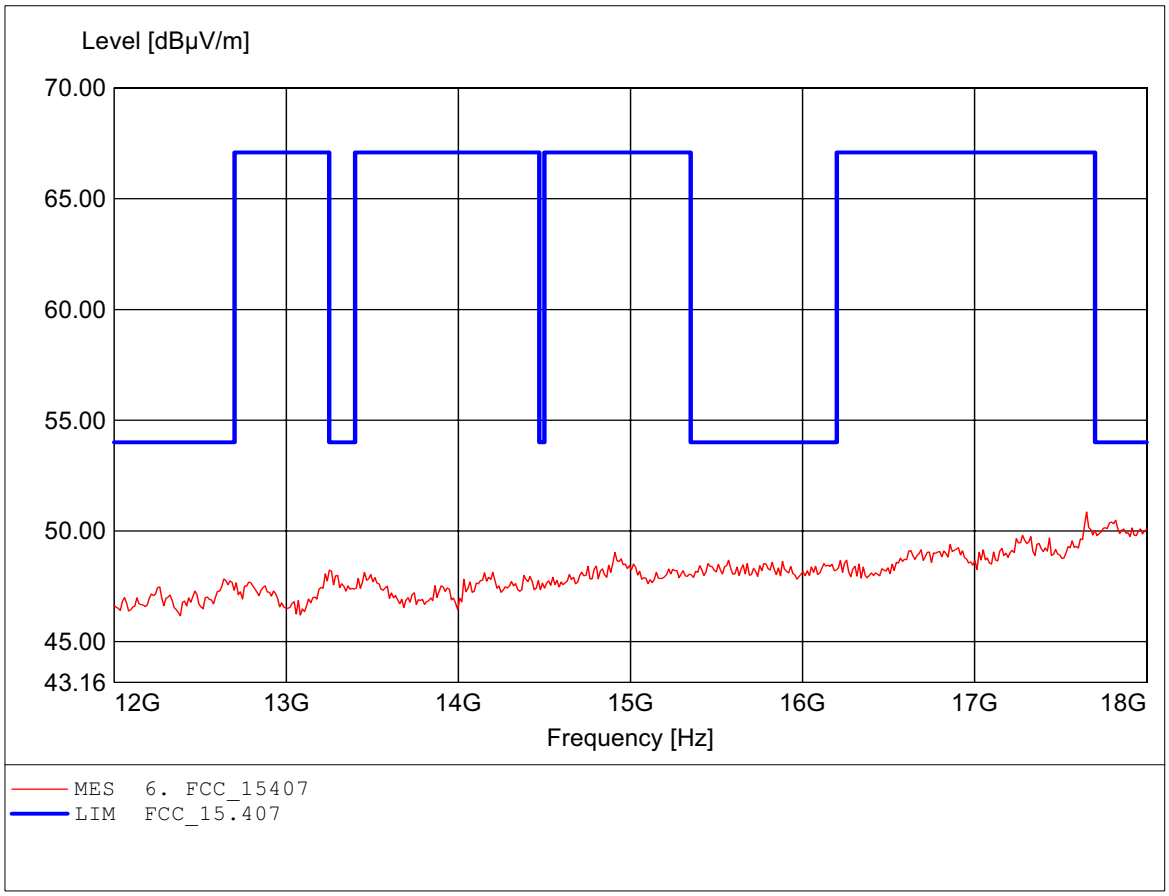

Spurious emissions Field Strength

FCC RULES PART 15, SUBPART E

EUT:	Wireless Multimedia System
MODEL NO.:	WMS 100 Receiver 802.11A CH48
Approval Holder:	YUAN High-Tech Development Co.,Ltd.
Test Site / Operator:	ETS / Dennis
Temperature/Voltage:	Temp.: 23°C/ Unom.: 120 VAC (ac/dc adaptor)
Test Specification:	according to §15.407, peak detector
Comment 1:	Dist.: 3m, Ant.: HL025, ampl.+HP.
	Freq: 17.651GHz, Emax: 50.84dBµV/m, RBW: 1MHz

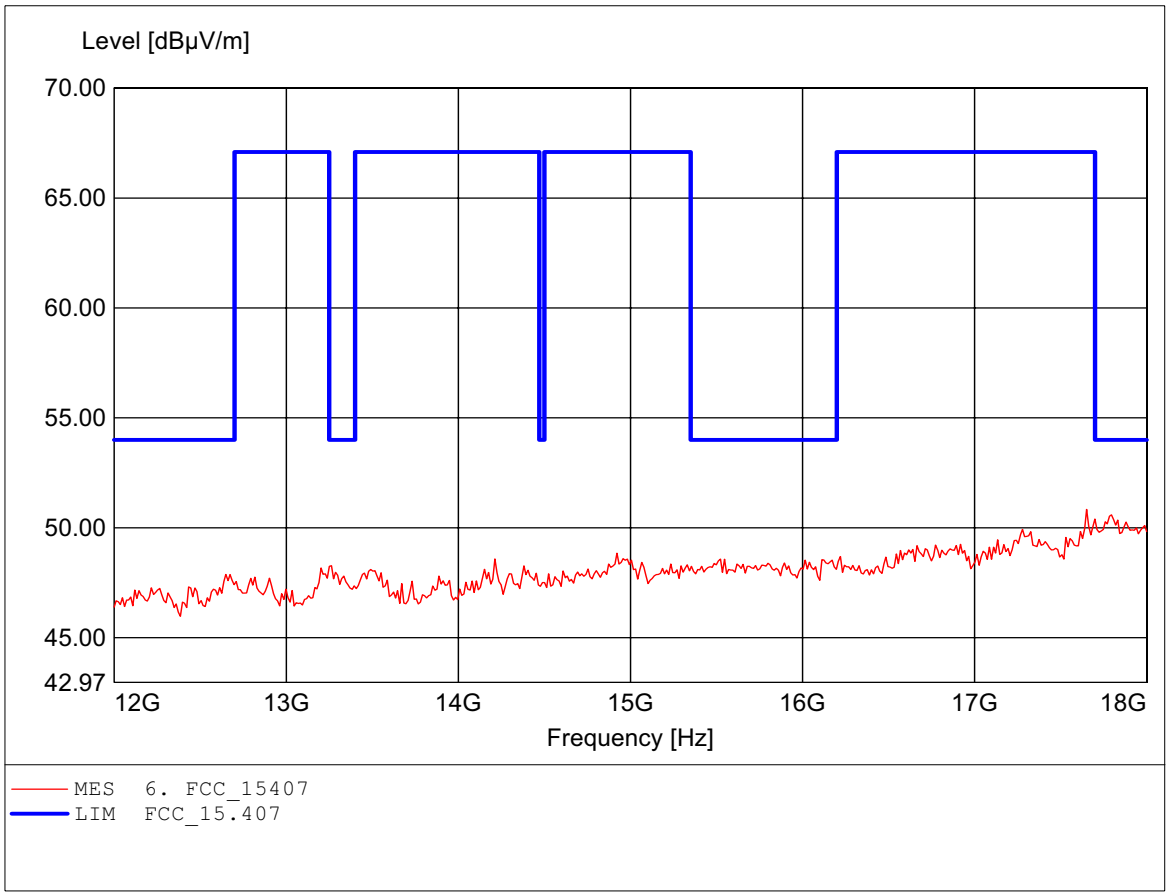

Spurious emissions Field Strength

FCC RULES PART 15, SUBPART E

EUT:	Wireless Multimedia System
MODEL NO.:	WMS 100 Receiver 802.11A CH48
Approval Holder:	YUAN High-Tech Development Co.,Ltd.
Test Site / Operator:	ETS / Dennis
Temperature/Voltage:	Temp.: 23°C/ Unom.: 120 VAC (ac/dc adaptor)
Test Specification:	according to §15.407, peak detector
Comment 1:	Dist.: 3m, Ant.: HL025, amplif.
	Freq: 26.347GHz, Emax: 55.23dBµV/m, RBW: 1MHz

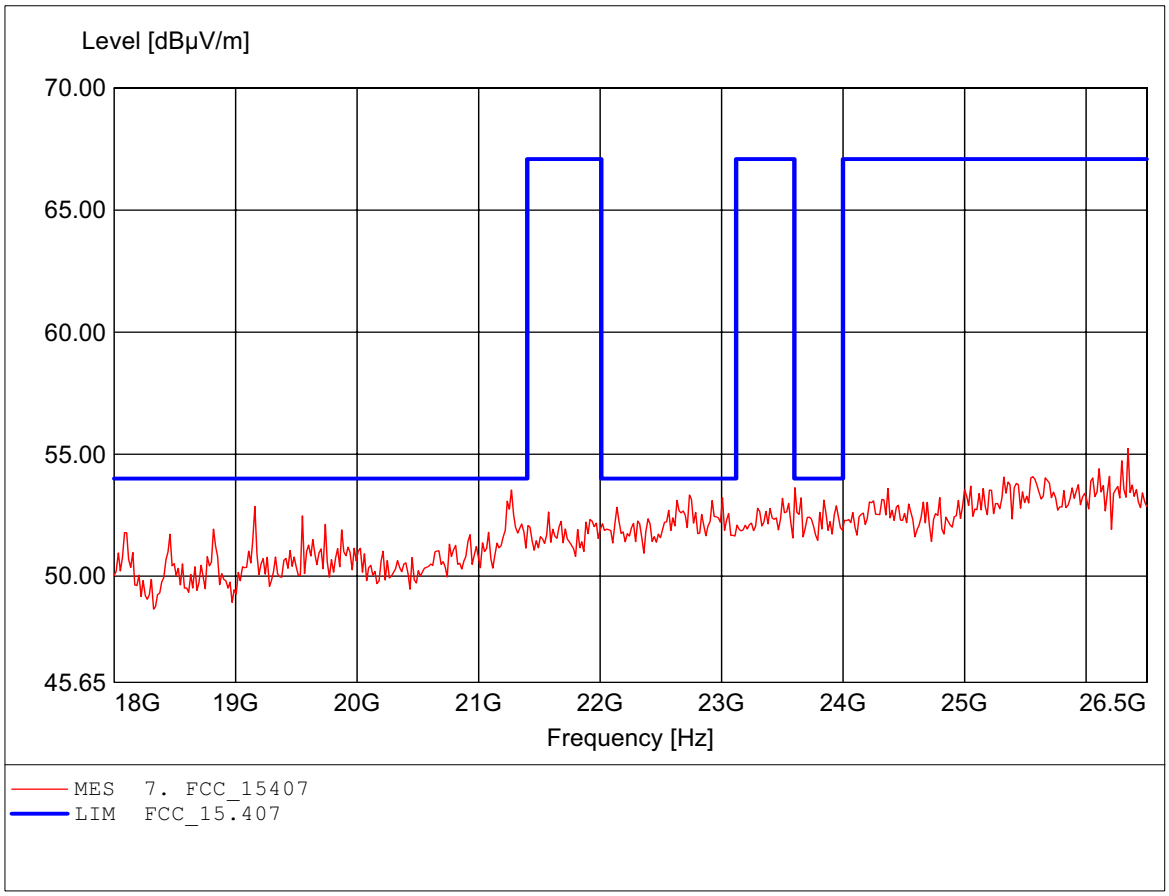

Spurious emissions Field Strength

FCC RULES PART 15, SUBPART E

EUT:	Wireless Multimedia System
MODEL NO.:	WMS 100 Receiver 802.11A CH48
Approval Holder:	YUAN High-Tech Development Co.,Ltd.
Test Site / Operator:	ETS / Dennis
Temperature/Voltage:	Temp.: 23°C/ Unom.: 120 VAC (ac/dc adaptor)
Test Specification:	according to §15.407, peak detector
Comment 1:	Dist.: 3m, Ant.: HL025, amplif.
	Freq: 25.325GHz, Emax: 54.60dBµV/m, RBW: 1MHz

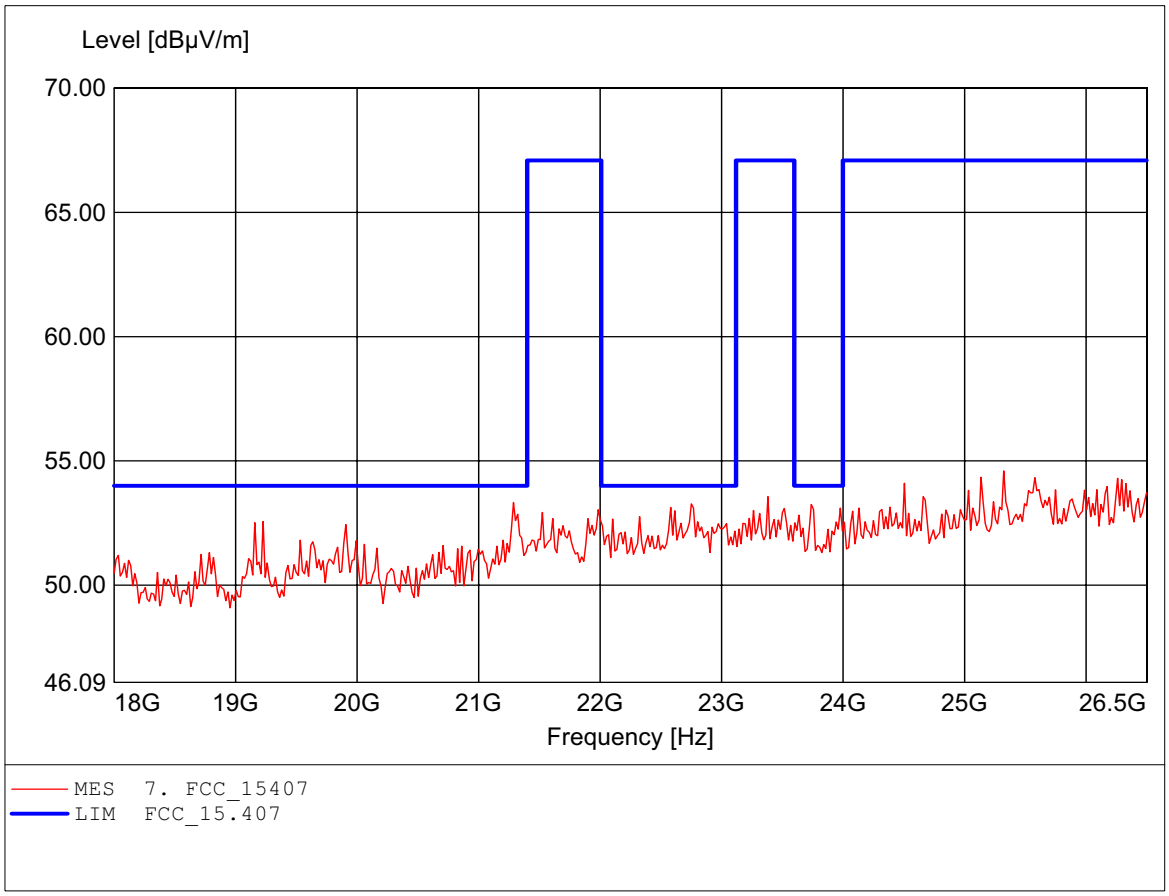

Field Strength under normal conditions

FCC RULES PART 15, SUBPART B

EUT:	Wireless Multimedia System
MODEL NO.:	WMS 100 Receiver 802.11A CH36
Approval Holder:	YUAN High-Tech Development Co.,Ltd.
Test Site / Operator:	ETS / Dennis
Temperature/Voltage:	Temp.: 23°C/ Unom.: 120 VAC (ac/dc adaptor)
Test Specification:	according to subpart B
Comment 1:	Dist.: 3m, Ant.: HK 116
	Freq:65.772MHz Emax:34.14dBµV/m RBW: 100 kHz

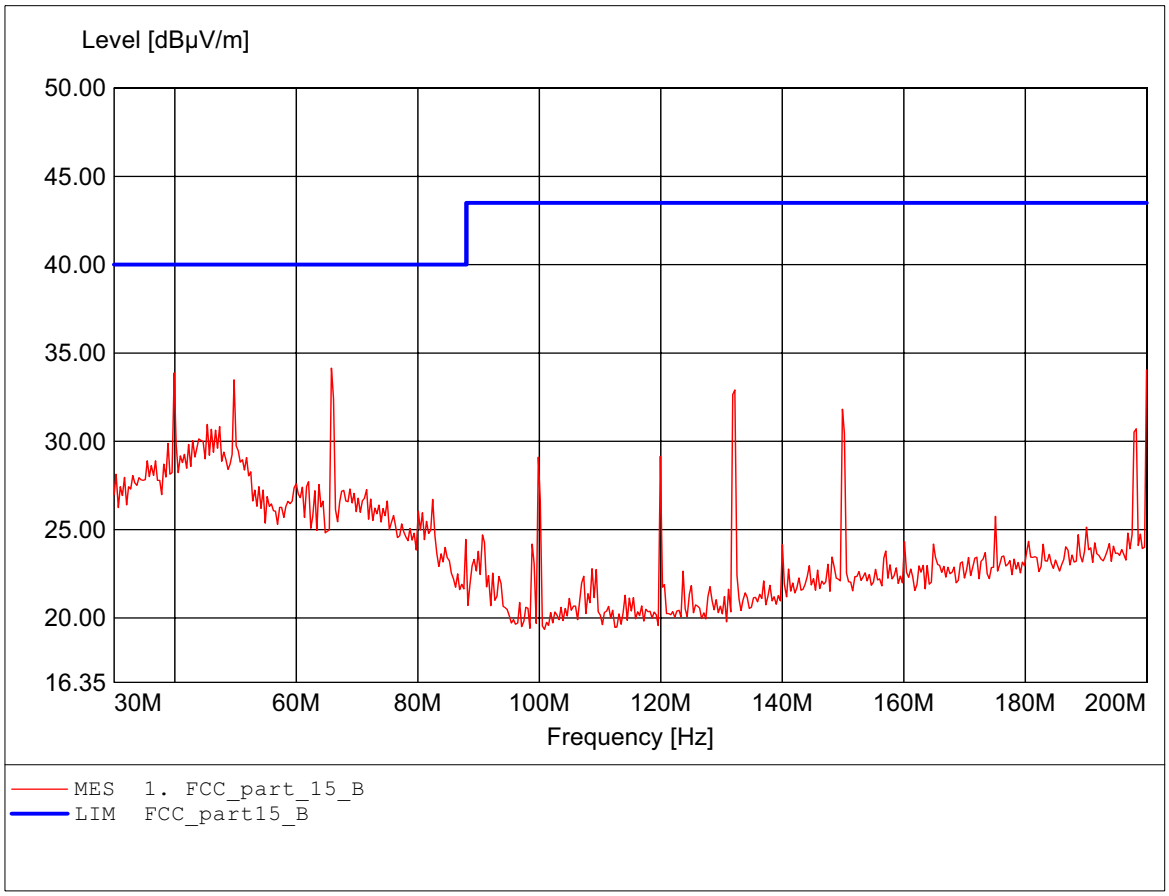

Field Strength under normal conditions

FCC RULES PART 15, SUBPART B

EUT:	Wireless Multimedia System
MODEL NO.:	WMS 100 Receiver 802.11A CH36
Approval Holder:	YUAN High-Tech Development Co.,Ltd.
Test Site / Operator:	ETS / Dennis
Temperature/Voltage:	Temp.: 23°C/ Unom.: 120 VAC (ac/dc adaptor)
Test Specification:	according to subpart B
Comment 1:	Dist.: 3m, Ant.: HK 116
	Freq:200.000MHz Emax:34.58dBµV/m RBW: 100 kHz

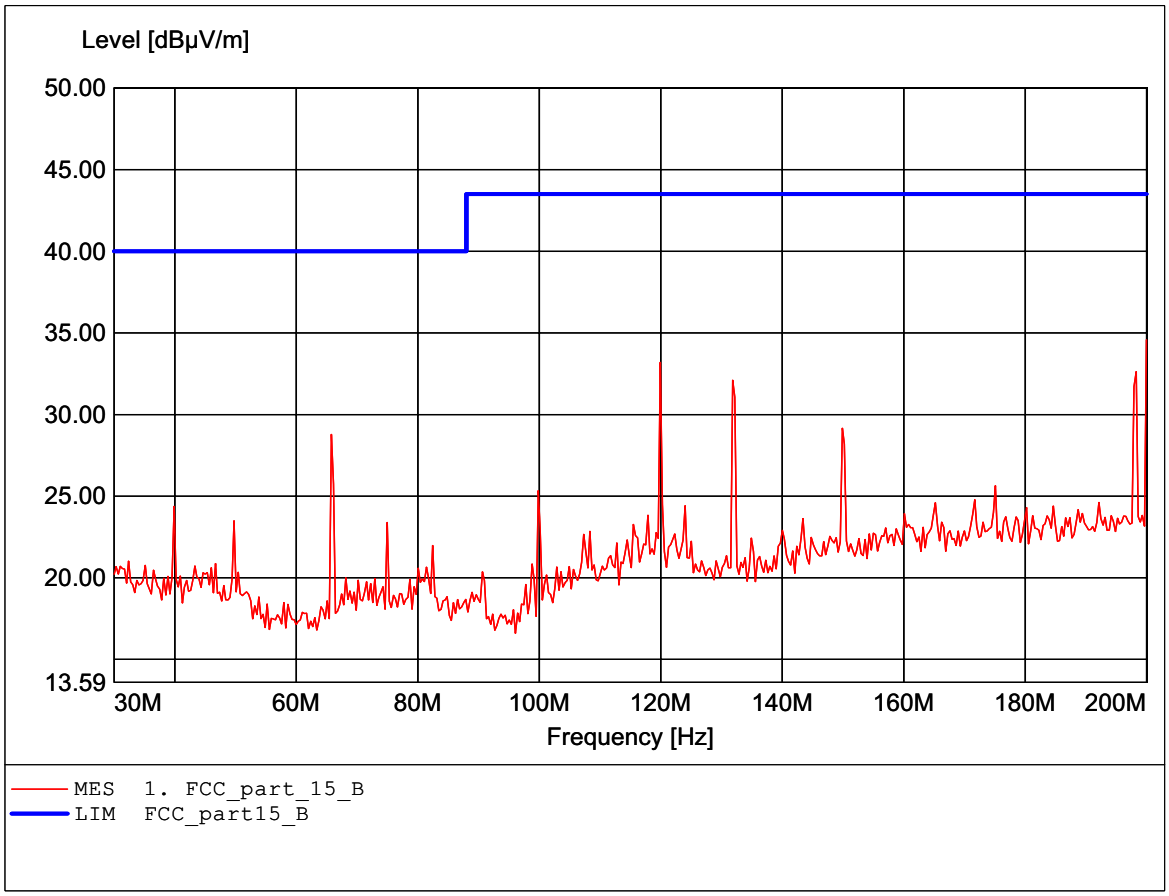

Field Strength under normal conditions

FCC RULES PART 15, SUBPART B

EUT:	Wireless Multimedia System
MODEL NO.:	WMS 100 Receiver 802.11A CH36
Approval Holder:	YUAN High-Tech Development Co.,Ltd.
Test Site / Operator:	ETS / Dennis
Temperature/Voltage:	Temp.: 23°C/ Unom.: 120 VAC (ac/dc adaptor)
Test Specification:	according to subpart B
Comment 1:	Dist.: 3m, Ant.: HL 223, ampl.
	Freq:749.900MHz Emax:40.07dBµV/m RBW: 100 kHz

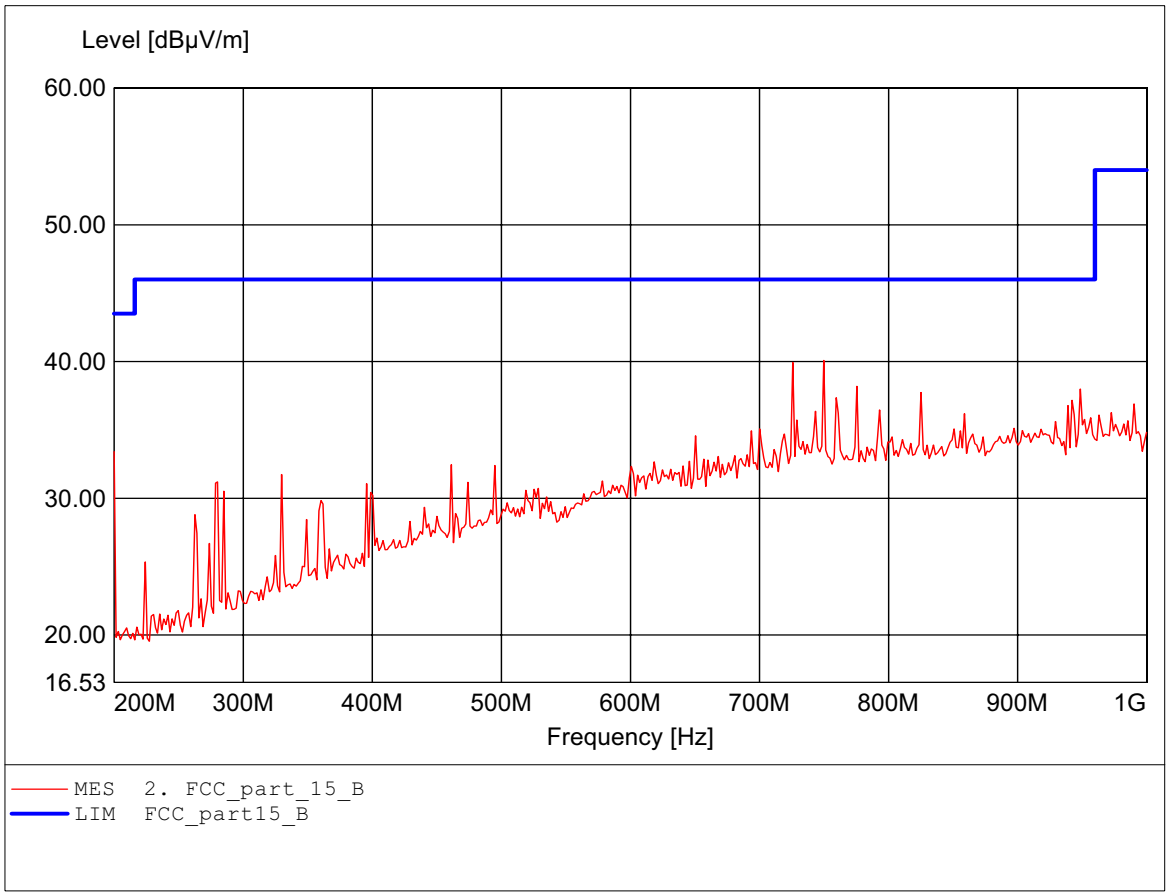

Field Strength under normal conditions

FCC RULES PART 15, SUBPART B

EUT:	Wireless Multimedia System
MODEL NO.:	WMS 100 Receiver 802.11A CH36
Approval Holder:	YUAN High-Tech Development Co.,Ltd.
Test Site / Operator:	ETS / Dennis
Temperature/Voltage:	Temp.: 23°C/ Unom.: 120 VAC (ac/dc adaptor)
Test Specification:	according to subpart B
Comment 1:	Dist.: 3m, Ant.: HL 223, ampl.
	Freq:725.852MHz Emax:44.37dBµV/m RBW: 100 kHz

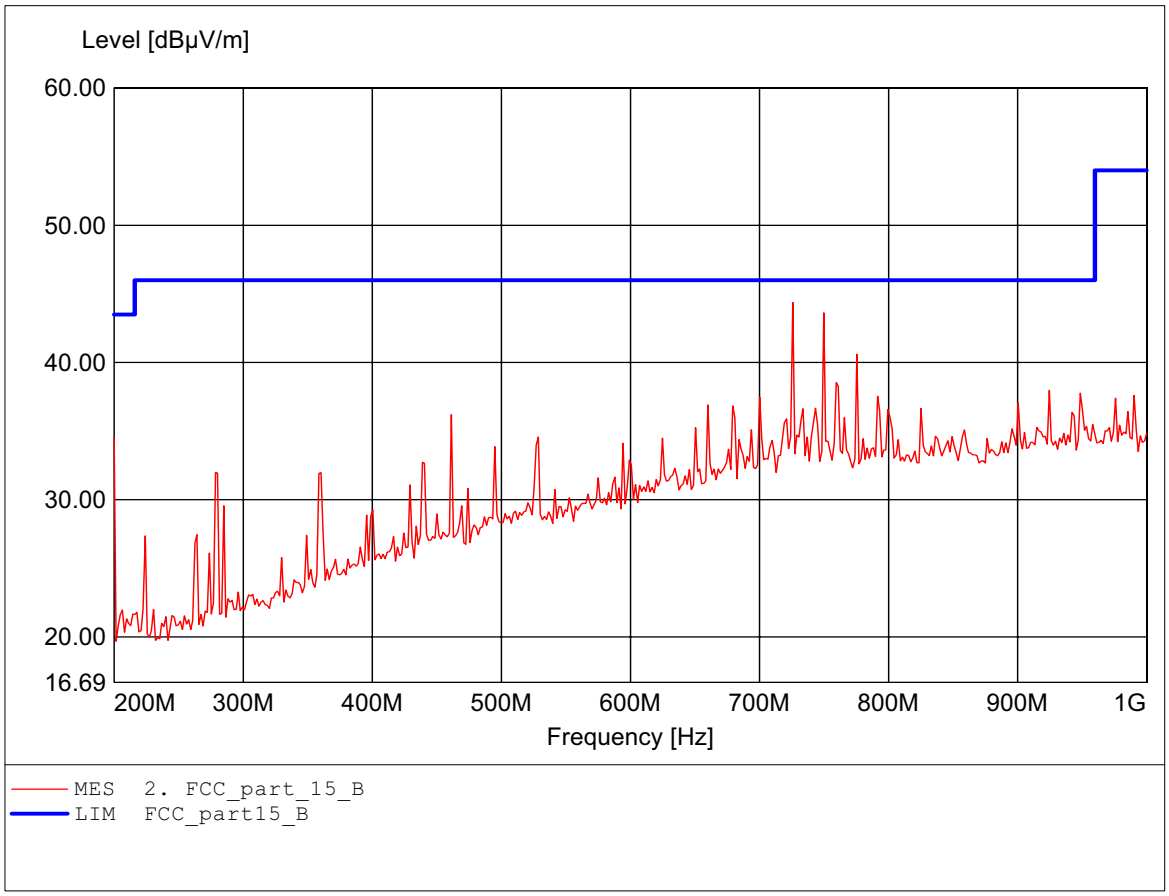

Field Strength under normal conditions

FCC RULES PART 15, SUBPART B

EUT:	Wireless Multimedia System
MODEL NO.:	WMS 100 Receiver 802.11A CH36
Approval Holder:	YUAN High-Tech Development Co.,Ltd.
Test Site / Operator:	ETS / Dennis
Temperature/Voltage:	Temp.: 23°C/ Unom.: 120 VAC (ac/dc adaptor)
Test Specification:	according to subpart B
Comment 1:	Dist.: 3m, Ant.: HL25, ampl.
	Freq:3.453GHz Emax:42.32dBµV/m RBW: 1 MHz

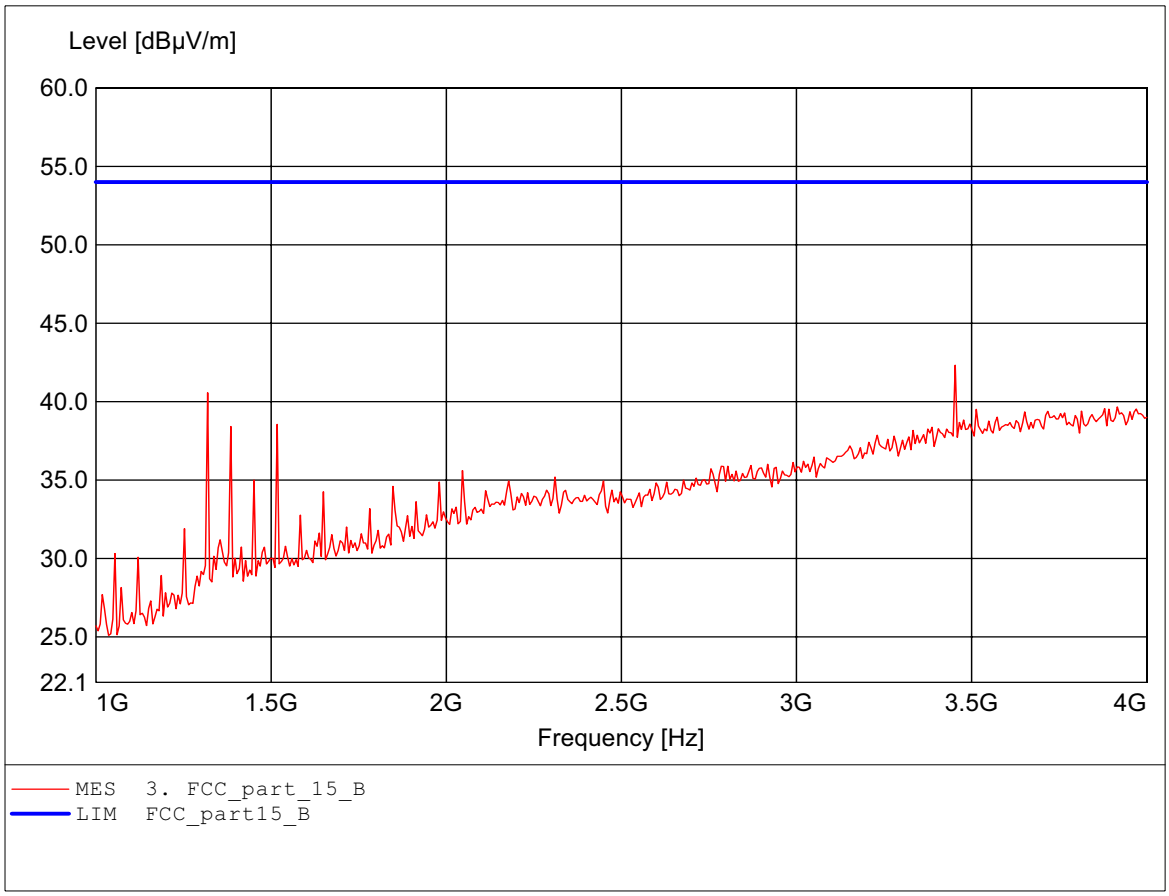

Field Strength under normal conditions

FCC RULES PART 15, SUBPART B

EUT:	Wireless Multimedia System
MODEL NO.:	WMS 100 Receiver 802.11A CH36
Approval Holder:	YUAN High-Tech Development Co.,Ltd.
Test Site / Operator:	ETS / Dennis
Temperature/Voltage:	Temp.: 23°C/ Unom.: 120 VAC (ac/dc adaptor)
Test Specification:	according to subpart B
Comment 1:	Dist.: 3m, Ant.: HL25, ampl.
	Freq:4.000GHz Emax:39.99dBµV/m RBW: 1 MHz

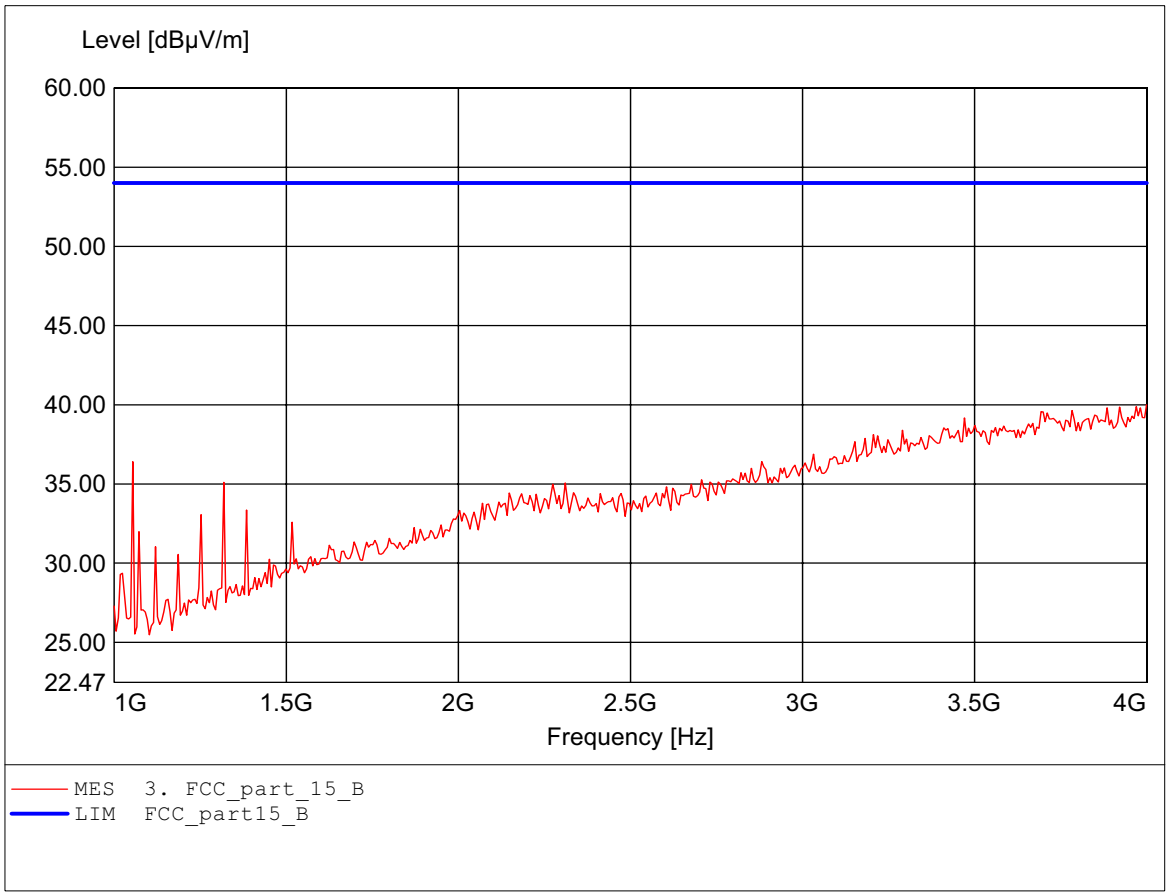

Field Strength under normal conditions

FCC RULES PART 15, SUBPART B

EUT:	Wireless Multimedia System
MODEL NO.:	WMS 100 Receiver 802.11A CH36
Approval Holder:	YUAN High-Tech Development Co.,Ltd.
Test Site / Operator:	ETS / Dennis
Temperature/Voltage:	Temp.: 23°C/ Unom.: 120 VAC (ac/dc adaptor)
Test Specification:	according to subpart B
Comment 1:	Dist.: 3m, Ant.: HL25, ampl.
	Freq:7.752GHz Emax:46.37dBµV/m RBW: 1 MHz

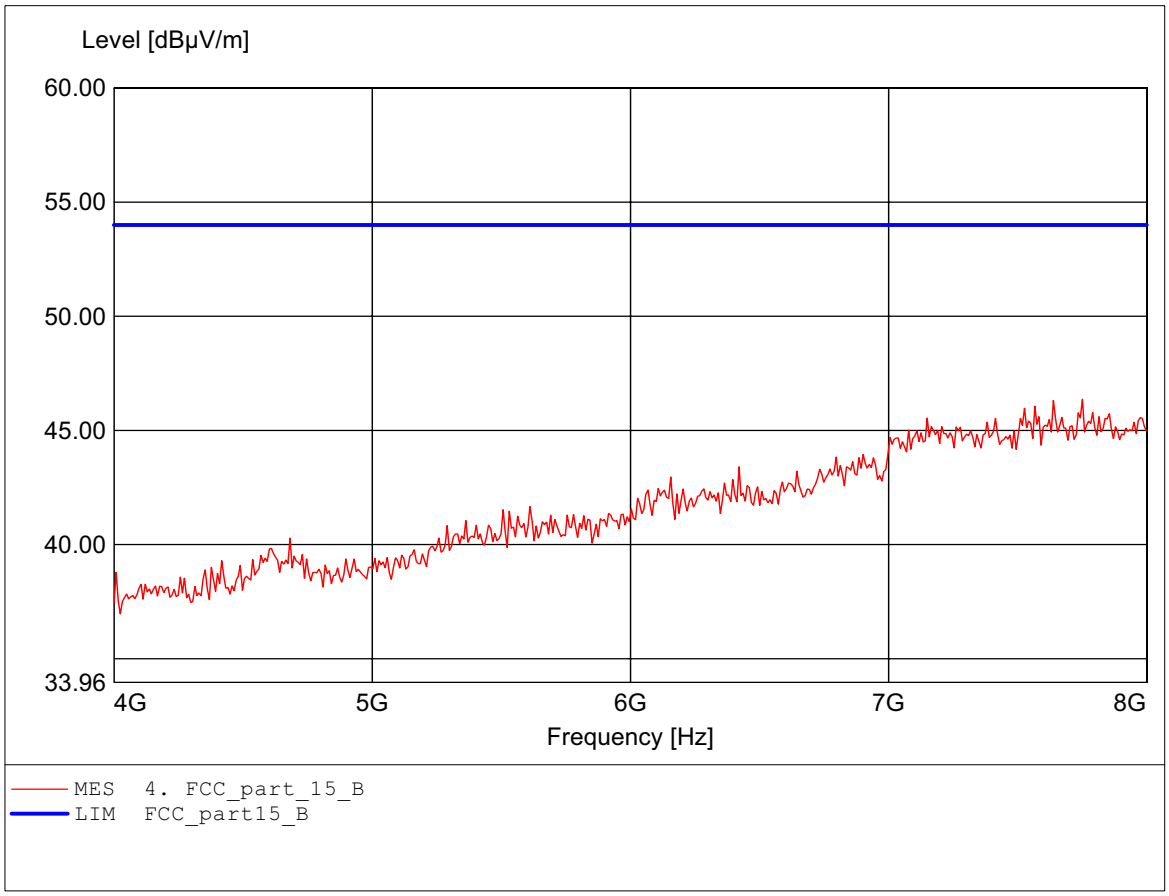

Field Strength under normal conditions

FCC RULES PART 15, SUBPART B

EUT:	Wireless Multimedia System
MODEL NO.:	WMS 100 Receiver 802.11A CH36
Approval Holder:	YUAN High-Tech Development Co.,Ltd.
Test Site / Operator:	ETS / Dennis
Temperature/Voltage:	Temp.: 23°C/ Unom.: 120 VAC (ac/dc adaptor)
Test Specification:	according to subpart B
Comment 1:	Dist.: 3m, Ant.: HL25, ampl.
	Freq:7.768GHz Emax:46.26dBµV/m RBW: 1 MHz

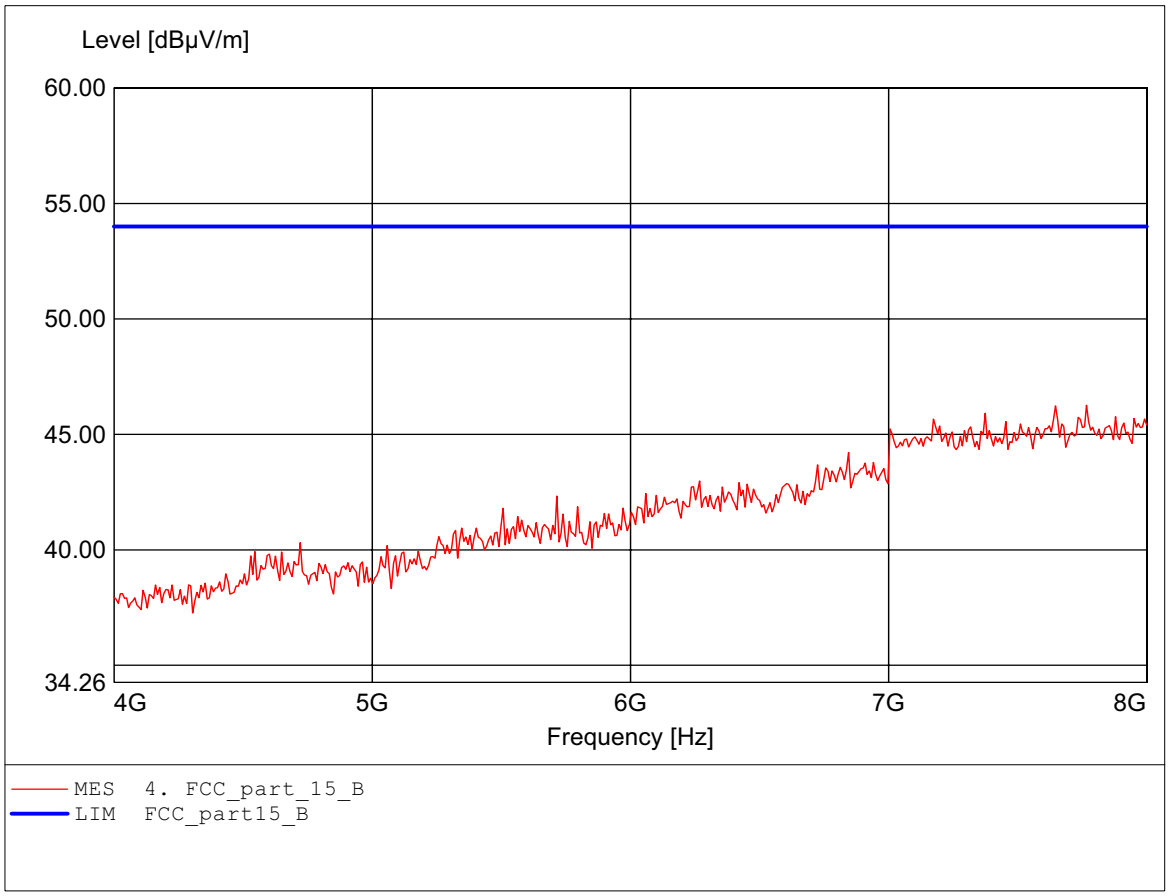

Field Strength under normal conditions

FCC RULES PART 15, SUBPART B

EUT:	Wireless Multimedia System
MODEL NO.:	WMS 100 Receiver 802.11A CH36
Approval Holder:	YUAN High-Tech Development Co.,Ltd.
Test Site / Operator:	ETS / Dennis
Temperature/Voltage:	Temp.: 23°C/ Unom.: 120 VAC (ac/dc adaptor)
Test Specification:	according to subpart B
Comment 1:	Dist.: 3m, Ant.: HL25, ampl.
	Freq:11.599GHz Emax:52.69dBµV/m RBW: 1 MHz

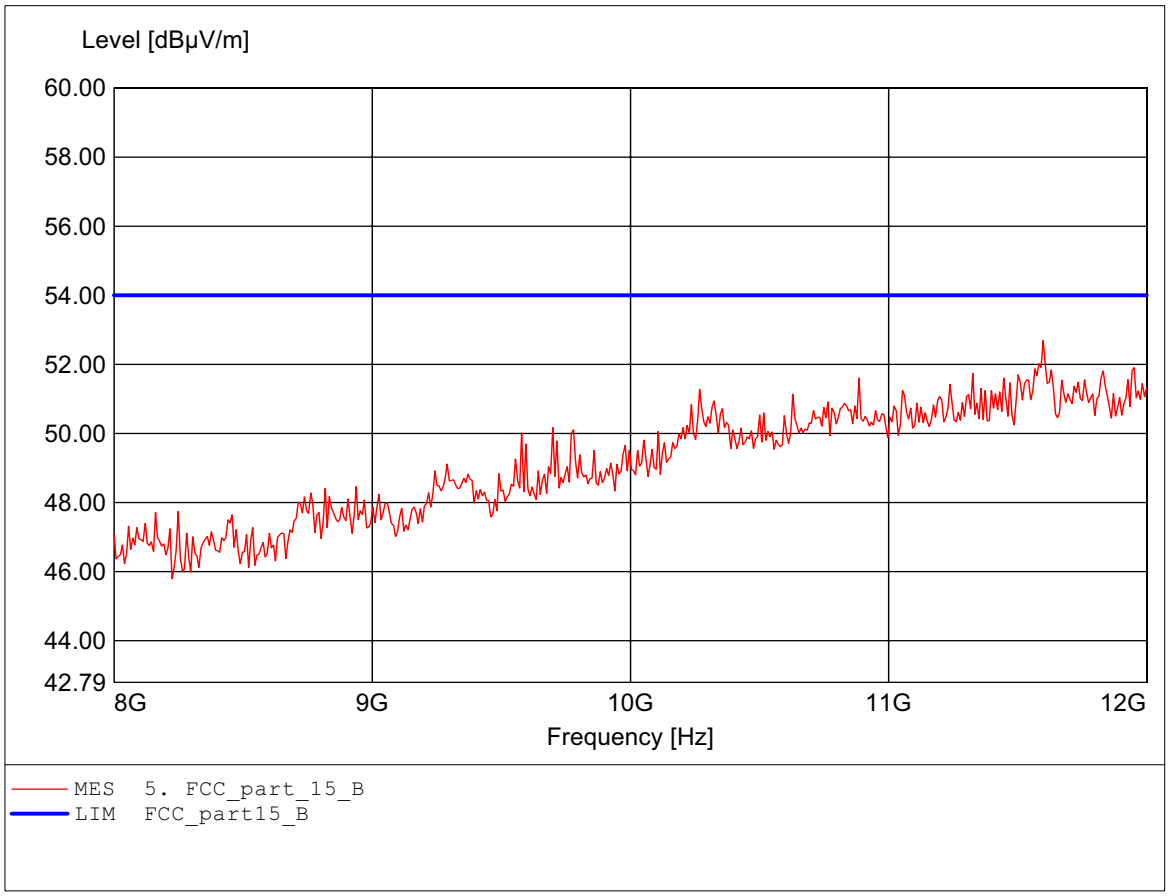

Field Strength under normal conditions

FCC RULES PART 15, SUBPART B

EUT:	Wireless Multimedia System
MODEL NO.:	WMS 100 Receiver 802.11A CH36
Approval Holder:	YUAN High-Tech Development Co.,Ltd.
Test Site / Operator:	ETS / Dennis
Temperature/Voltage:	Temp.: 23°C/ Unom.: 120 VAC (ac/dc adaptor)
Test Specification:	according to subpart B
Comment 1:	Dist.: 3m, Ant.: HL25, ampl.
	Freq:11.816GHz Emax:52.07 dBµV/m RBW: 1 MHz

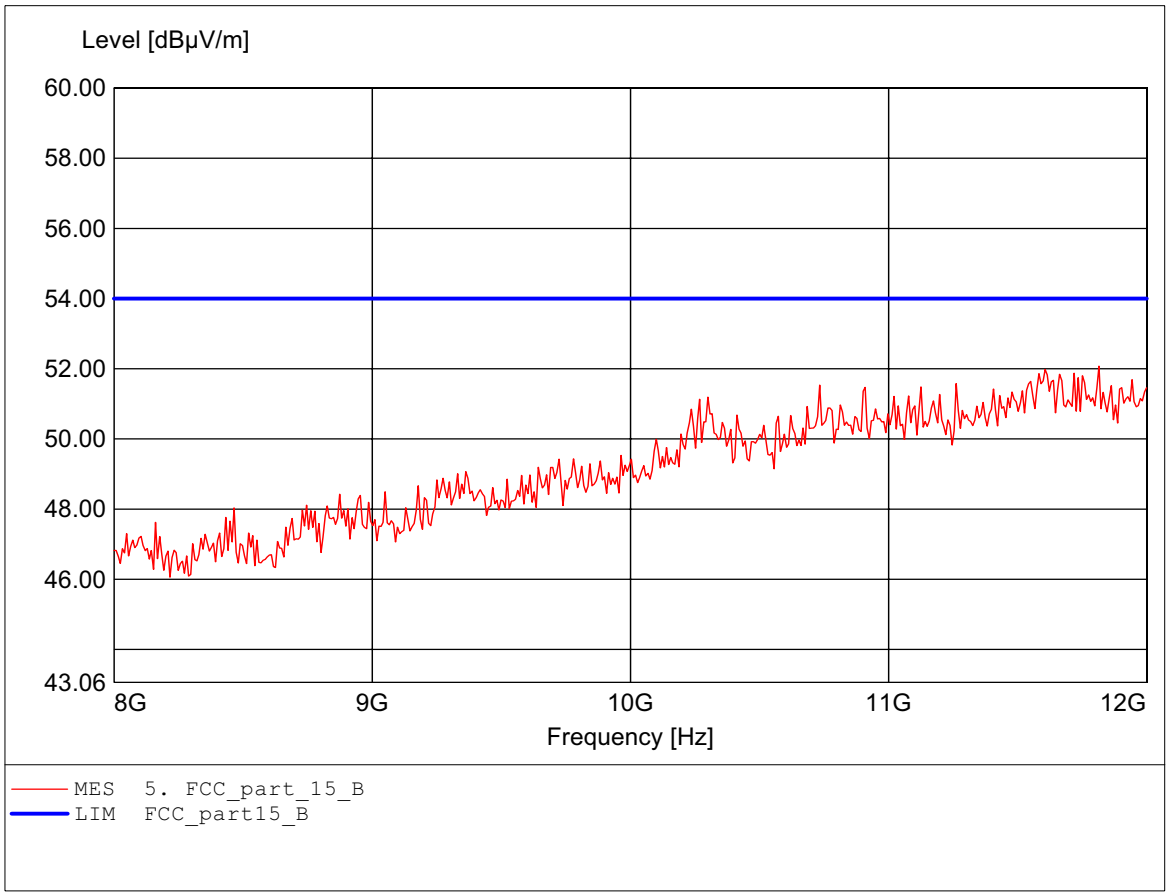

Field Strength under normal conditions

FCC RULES PART 15, SUBPART B

EUT:	Wireless Multimedia System
MODEL NO.:	WMS 100 Receiver 802.11A CH36
Approval Holder:	YUAN High-Tech Development Co.,Ltd.
Test Site / Operator:	ETS / Dennis
Temperature/Voltage:	Temp.: 23°C/ Unom.: 120 VAC (ac/dc adaptor)
Test Specification:	according to subpart B
Comment 1:	Dist.: 3m, Ant.: HL25, ampl.
	Freq:17.772GHz Emax:53.14dBµV/m RBW: 1 MHz

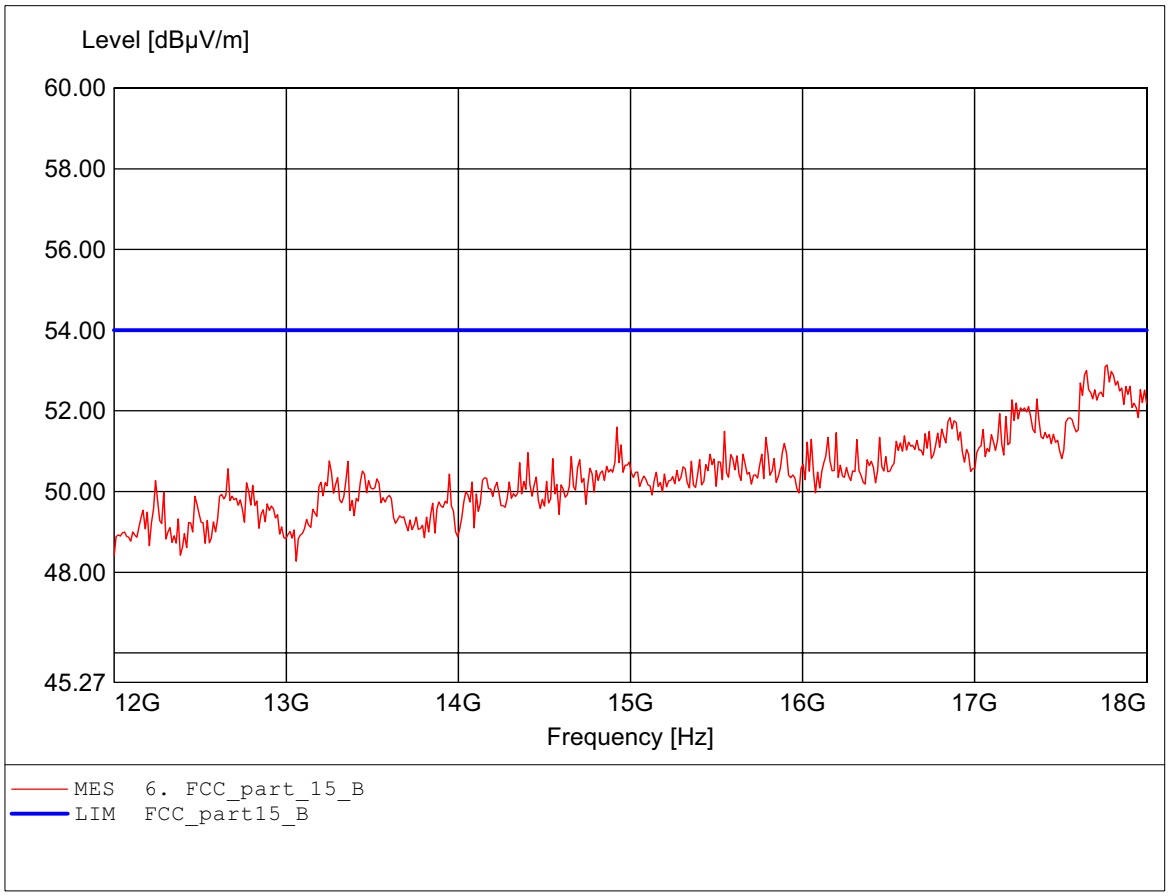

Field Strength under normal conditions

FCC RULES PART 15, SUBPART B

EUT:	Wireless Multimedia System
MODEL NO.:	WMS 100 Receiver 802.11A CH36
Approval Holder:	YUAN High-Tech Development Co.,Ltd.
Test Site / Operator:	ETS / Dennis
Temperature/Voltage:	Temp.: 23°C/ Unom.: 120 VAC (ac/dc adaptor)
Test Specification:	according to subpart B
Comment 1:	Dist.: 3m, Ant.: HL25, ampl.
	Freq:17.808GHz Emax:52.96dBµV/m RBW: 1 MHz

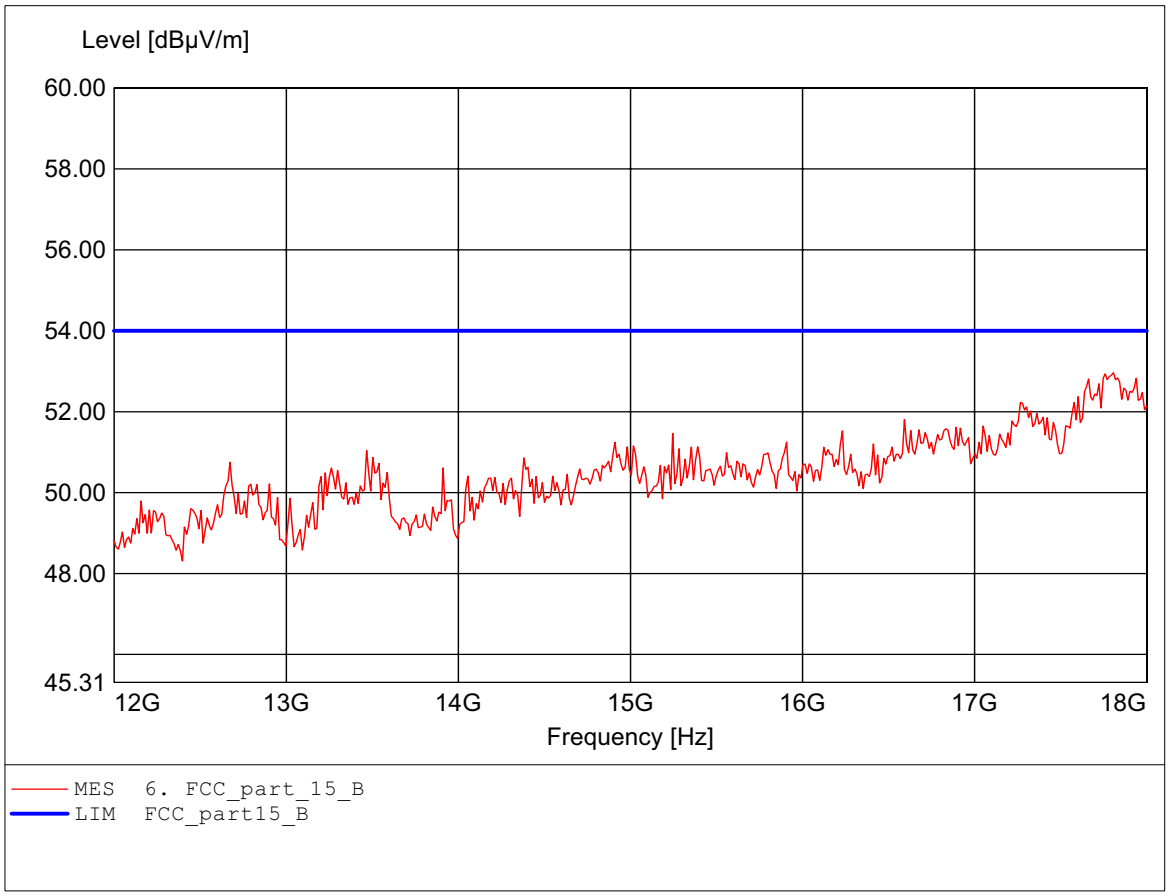

Field Strength under normal conditions

FCC RULES PART 15, SUBPART B

EUT:	Wireless Multimedia System
MODEL NO.:	WMS 100 Receiver 802.11A CH36
Approval Holder:	YUAN High-Tech Development Co.,Ltd.
Test Site / Operator:	ETS / Dennis
Temperature/Voltage:	Temp.: 23°C/ Unom.: 120 VAC (ac/dc adaptor)
Test Specification:	according to subpart B
Comment 1:	Dist.: 3m, Ant.: HL025, ampl.
	Freq:26.432GHz Emax:48.02dBµV/m RBW: 1 MHz

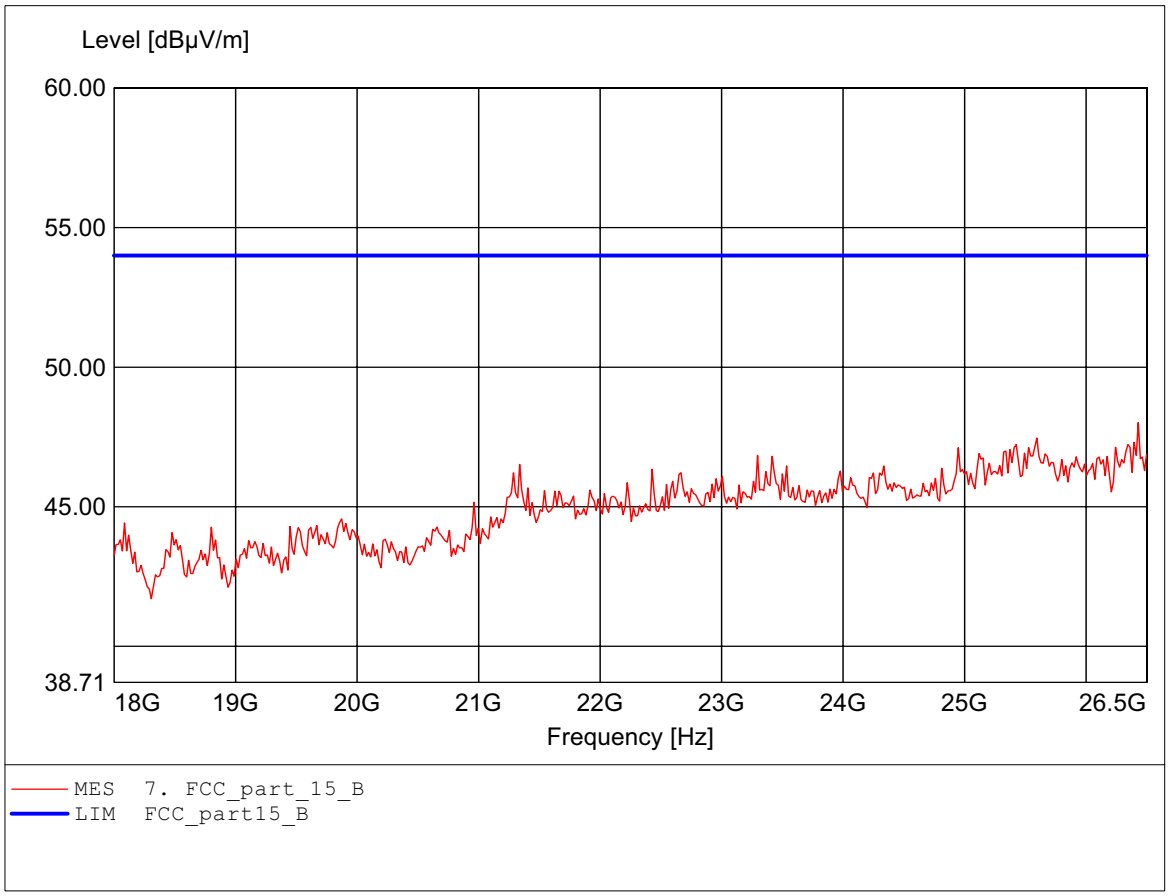

Field Strength under normal conditions

FCC RULES PART 15, SUBPART B

EUT:	Wireless Multimedia System
MODEL NO.:	WMS 100 Receiver 802.11A CH36
Approval Holder:	YUAN High-Tech Development Co.,Ltd.
Test Site / Operator:	ETS / Dennis
Temperature/Voltage:	Temp.: 23°C/ Unom.: 120 VAC (ac/dc adaptor)
Test Specification:	according to subpart B
Comment 1:	Dist.: 3m, Ant.: HL025, ampl.
	Freq:25.342GHz Emax:47.83dBµV/m RBW: 1 MHz

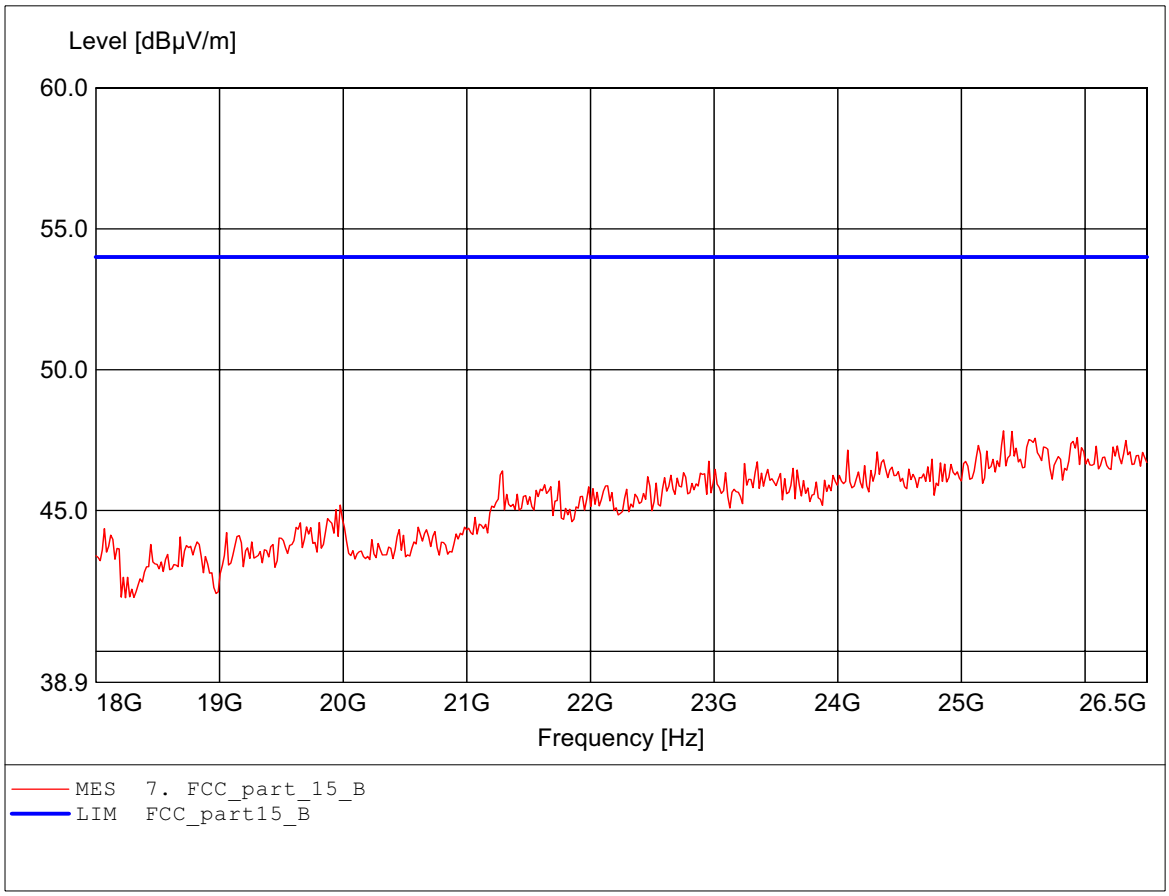

Field Strength under normal conditions

FCC RULES PART 15, SUBPART B

EUT:	Wireless Multimedia System
MODEL NO.:	WMS 100 Receiver 802.11A CH40
Approval Holder:	YUAN High-Tech Development Co.,Ltd.
Test Site / Operator:	ETS / Dennis
Temperature/Voltage:	Temp.: 23°C/ Unom.: 120 VAC (ac/dc adaptor)
Test Specification:	according to subpart B
Comment 1:	Dist.: 3m, Ant.: HK 116
	Freq:49.760MHz Emax:33.80dBµV/m RBW: 100 kHz

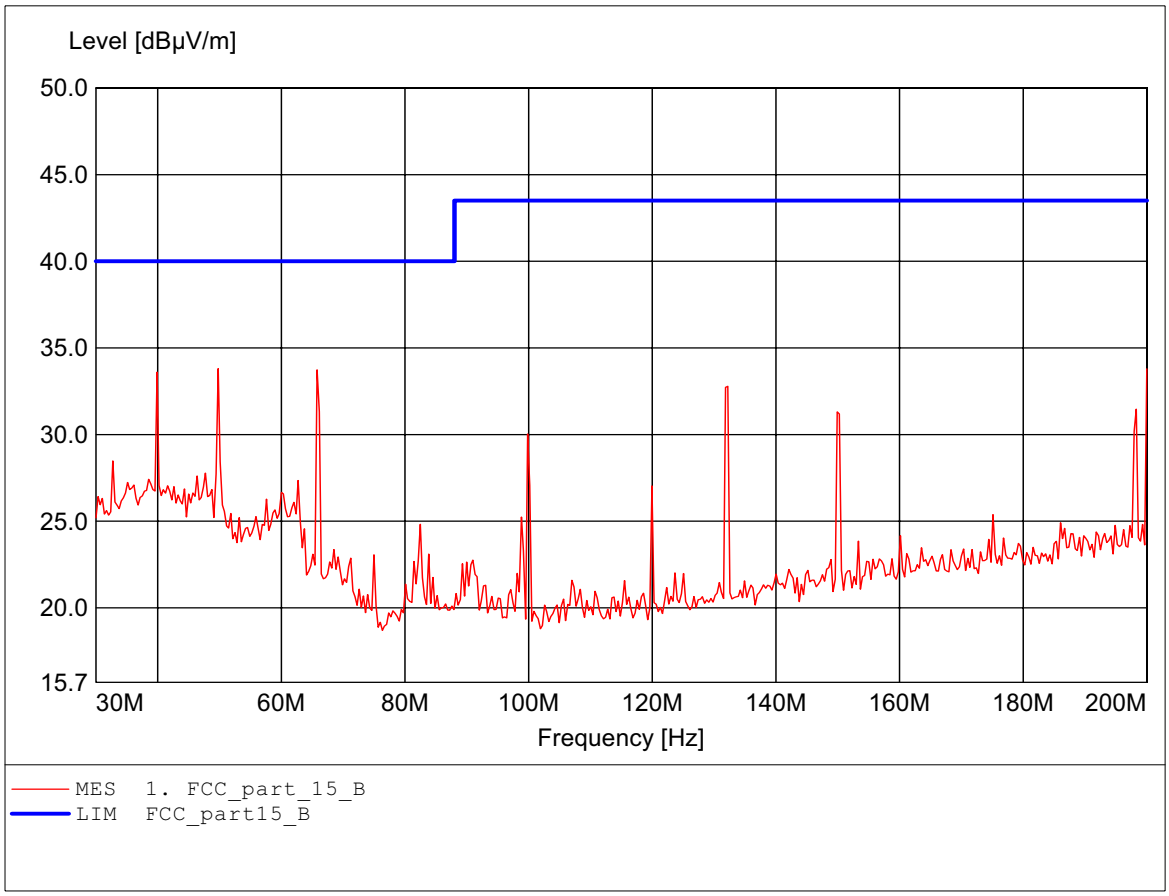

Field Strength under normal conditions

FCC RULES PART 15, SUBPART B

EUT:	Wireless Multimedia System
MODEL NO.:	WMS 100 Receiver 802.11A CH40
Approval Holder:	YUAN High-Tech Development Co.,Ltd.
Test Site / Operator:	ETS / Dennis
Temperature/Voltage:	Temp.: 23°C/ Unom.: 120 VAC (ac/dc adaptor)
Test Specification:	according to subpart B
Comment 1:	Dist.: 3m, Ant.: HK 116
	Freq:200.000MHz Emax:35.32dBµV/m RBW: 100 kHz

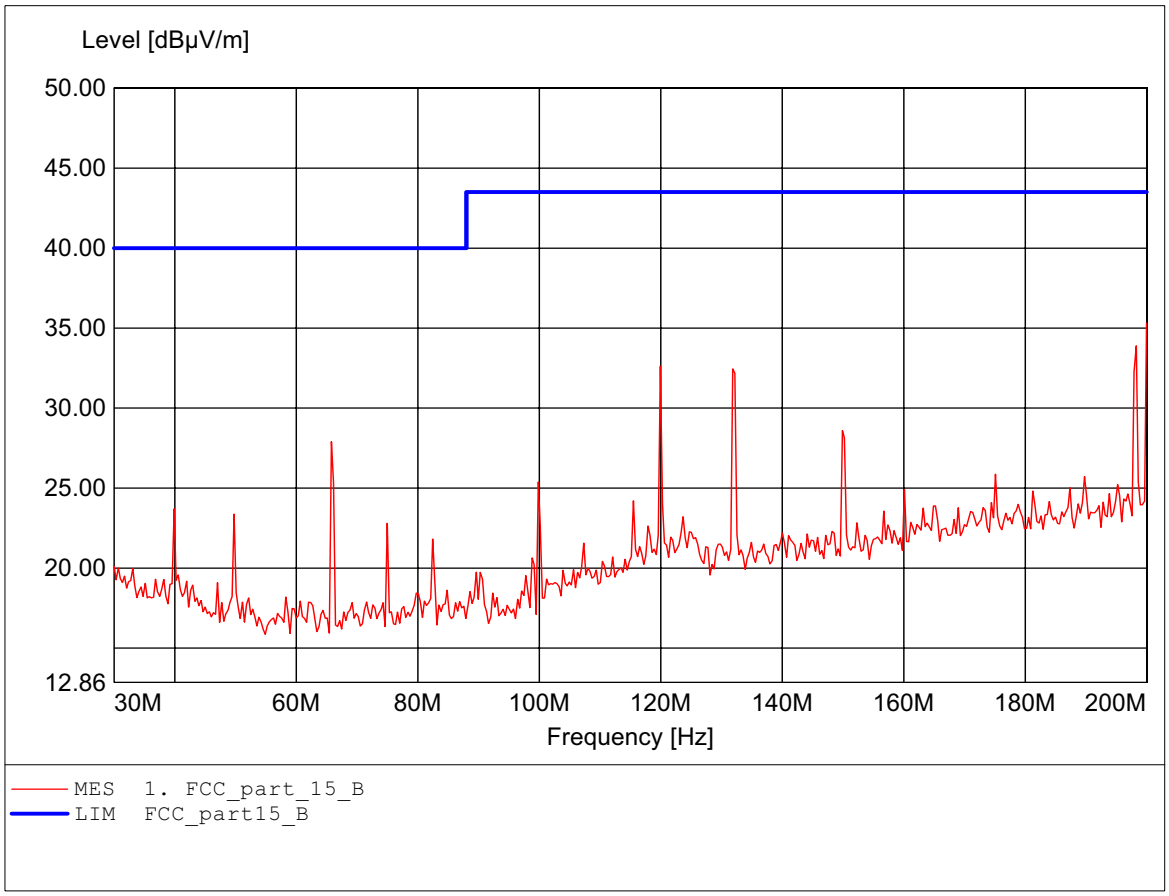

Field Strength under normal conditions

FCC RULES PART 15, SUBPART B

EUT:	Wireless Multimedia System
MODEL NO.:	WMS 100 Receiver 802.11A CH40
Approval Holder:	YUAN High-Tech Development Co.,Ltd.
Test Site / Operator:	ETS / Dennis
Temperature/Voltage:	Temp.: 23°C/ Unom.: 120 VAC (ac/dc adaptor)
Test Specification:	according to subpart B
Comment 1:	Dist.: 3m, Ant.: HL 223, ampl.
	Freq:725.852MHz Emax:39.96dBµV/m RBW: 100 kHz

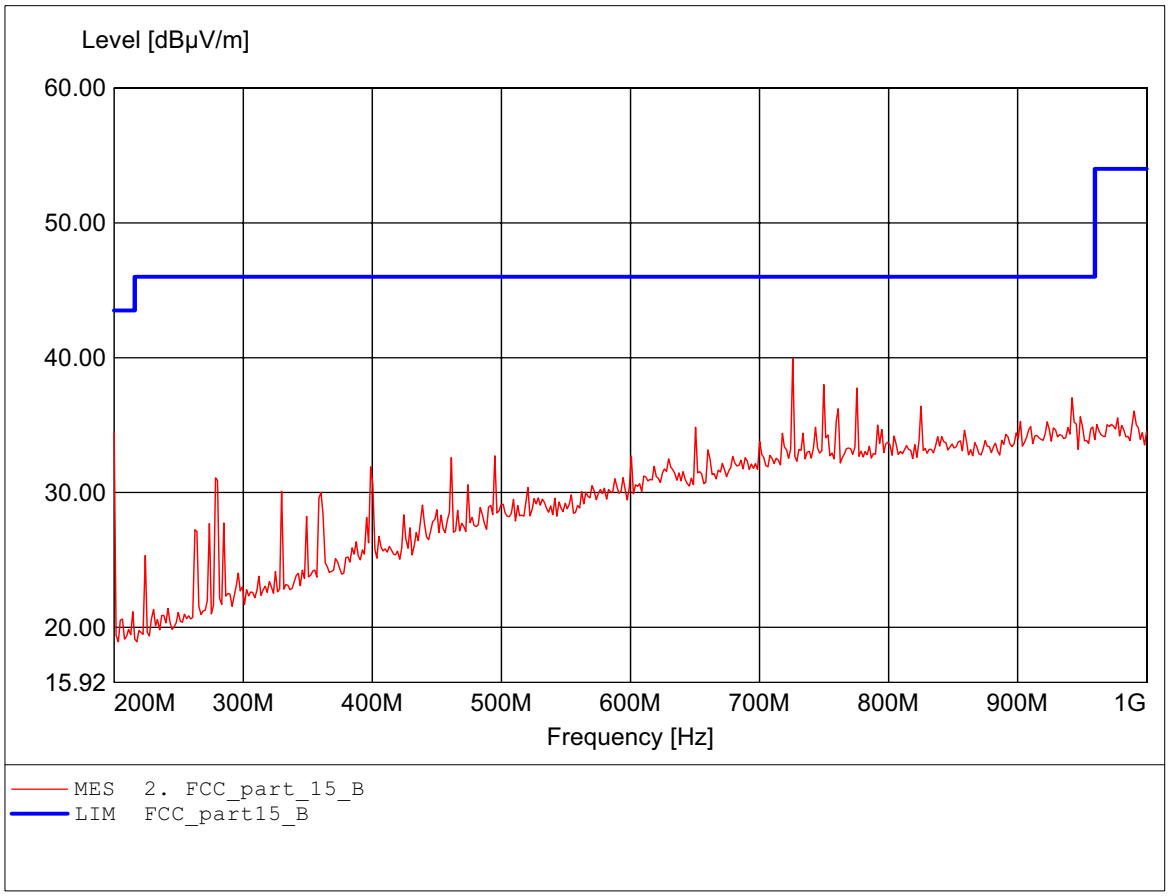

Field Strength under normal conditions

FCC RULES PART 15, SUBPART B

EUT:	Wireless Multimedia System
MODEL NO.:	WMS 100 Receiver 802.11A CH40
Approval Holder:	YUAN High-Tech Development Co.,Ltd.
Test Site / Operator:	ETS / Dennis
Temperature/Voltage:	Temp.: 23°C/ Unom.: 120 VAC (ac/dc adaptor)
Test Specification:	according to subpart B
Comment 1:	Dist.: 3m, Ant.: HL 223, ampl.
	Freq:725.852MHz Emax:44.38dBµV/m RBW: 100 kHz

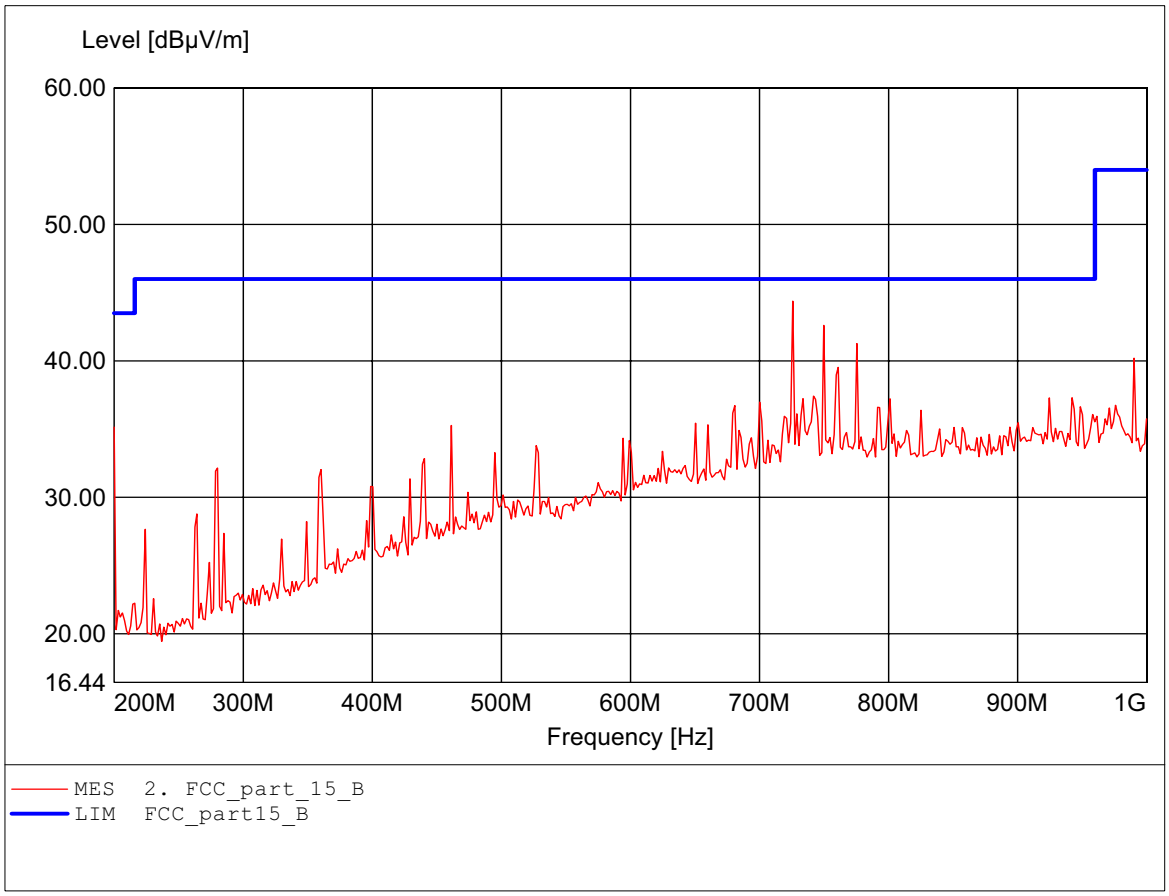

Field Strength under normal conditions

FCC RULES PART 15, SUBPART B

EUT:	Wireless Multimedia System
MODEL NO.:	WMS 100 Receiver 802.11A CH40
Approval Holder:	YUAN High-Tech Development Co.,Ltd.
Test Site / Operator:	ETS / Dennis
Temperature/Voltage:	Temp.: 23°C/ Unom.: 120 VAC (ac/dc adaptor)
Test Specification:	according to subpart B
Comment 1:	Dist.: 3m, Ant.: HL25, ampl.
	Freq:1.319GHz Emax:42.11dBµV/m RBW: 1 MHz

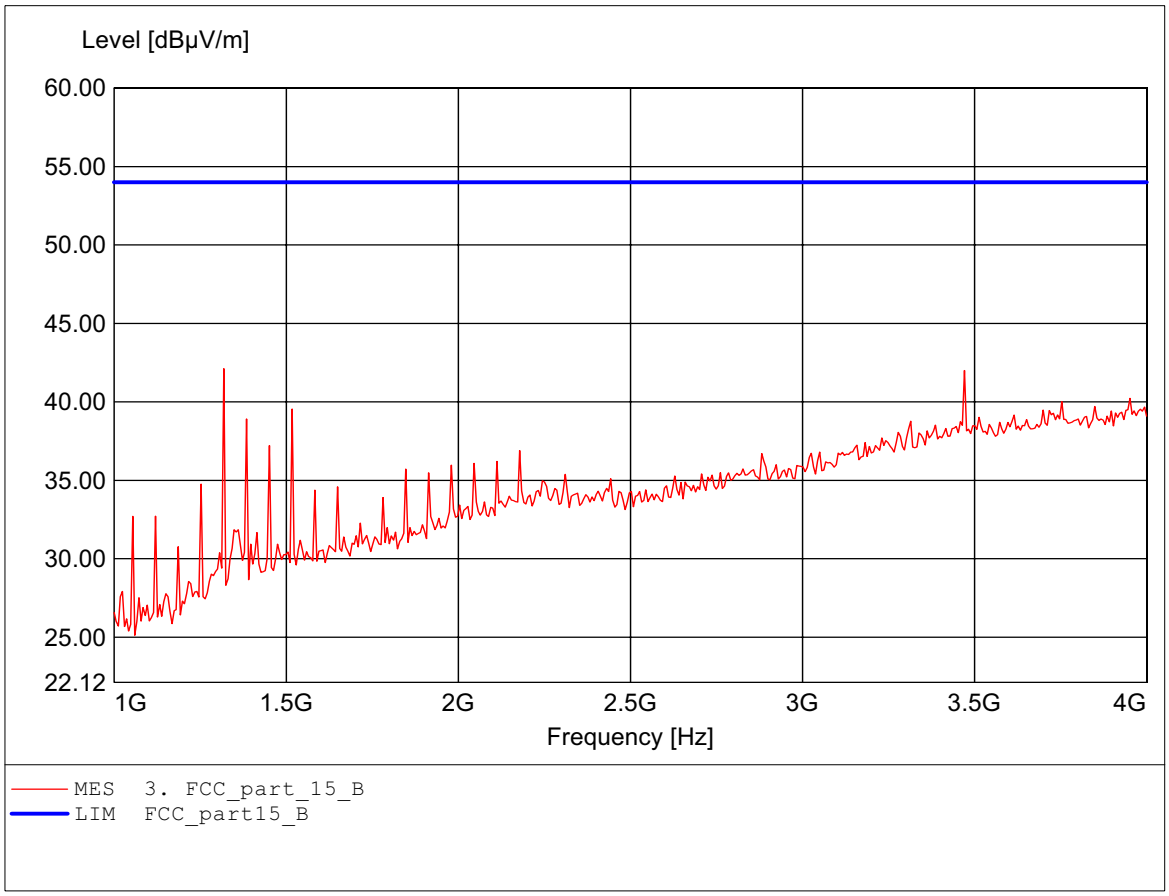

Field Strength under normal conditions

FCC RULES PART 15, SUBPART B

EUT:	Wireless Multimedia System
MODEL NO.:	WMS 100 Receiver 802.11A CH40
Approval Holder:	YUAN High-Tech Development Co.,Ltd.
Test Site / Operator:	ETS / Dennis
Temperature/Voltage:	Temp.: 23°C/ Unom.: 120 VAC (ac/dc adaptor)
Test Specification:	according to subpart B
Comment 1:	Dist.: 3m, Ant.: HL25, ampl.
	Freq:3.982GHz Emax:40.02dBµV/m RBW: 1 MHz

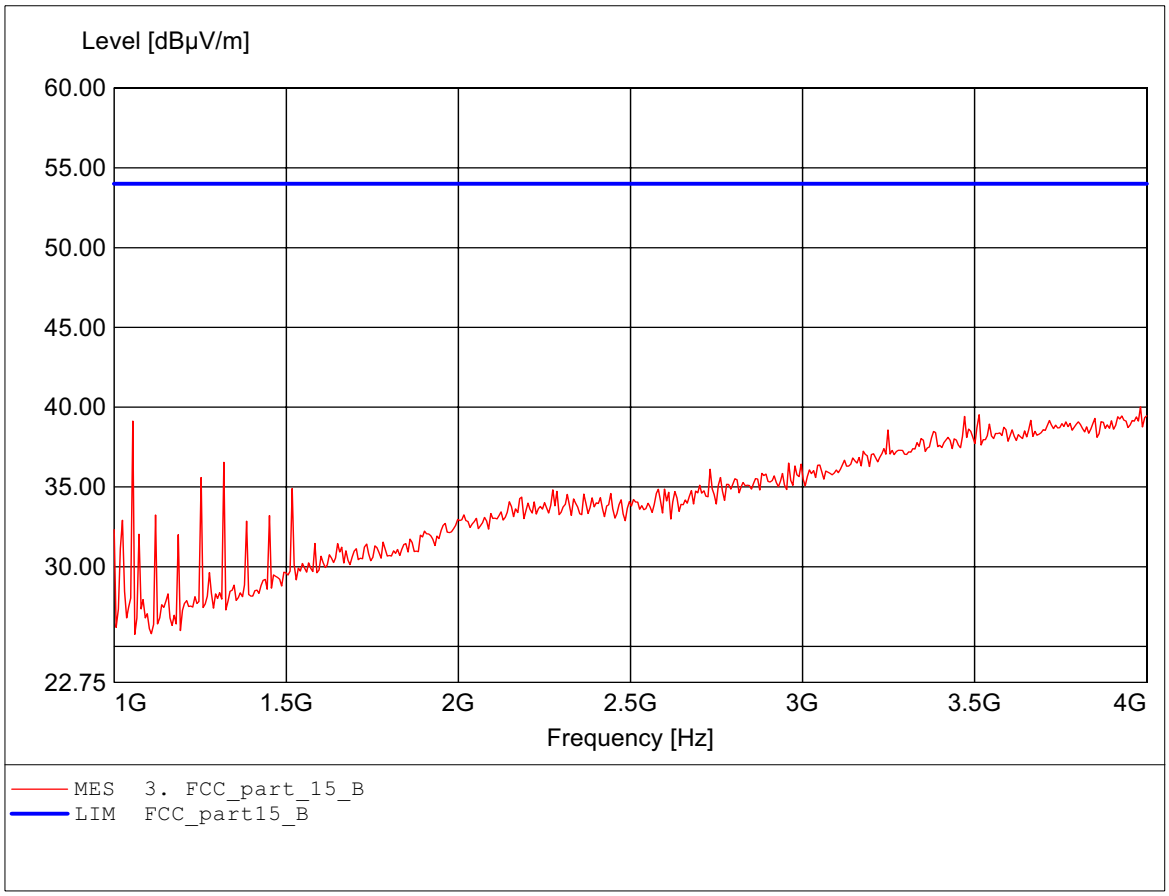

Field Strength under normal conditions

FCC RULES PART 15, SUBPART B

EUT:	Wireless Multimedia System
MODEL NO.:	WMS 100 Receiver 802.11A CH40
Approval Holder:	YUAN High-Tech Development Co.,Ltd.
Test Site / Operator:	ETS / Dennis
Temperature/Voltage:	Temp.: 23°C/ Unom.: 120 VAC (ac/dc adaptor)
Test Specification:	according to subpart B
Comment 1:	Dist.: 3m, Ant.: HL25, ampl.
	Freq:7.776GHz Emax:46.89dBµV/m RBW: 1 MHz

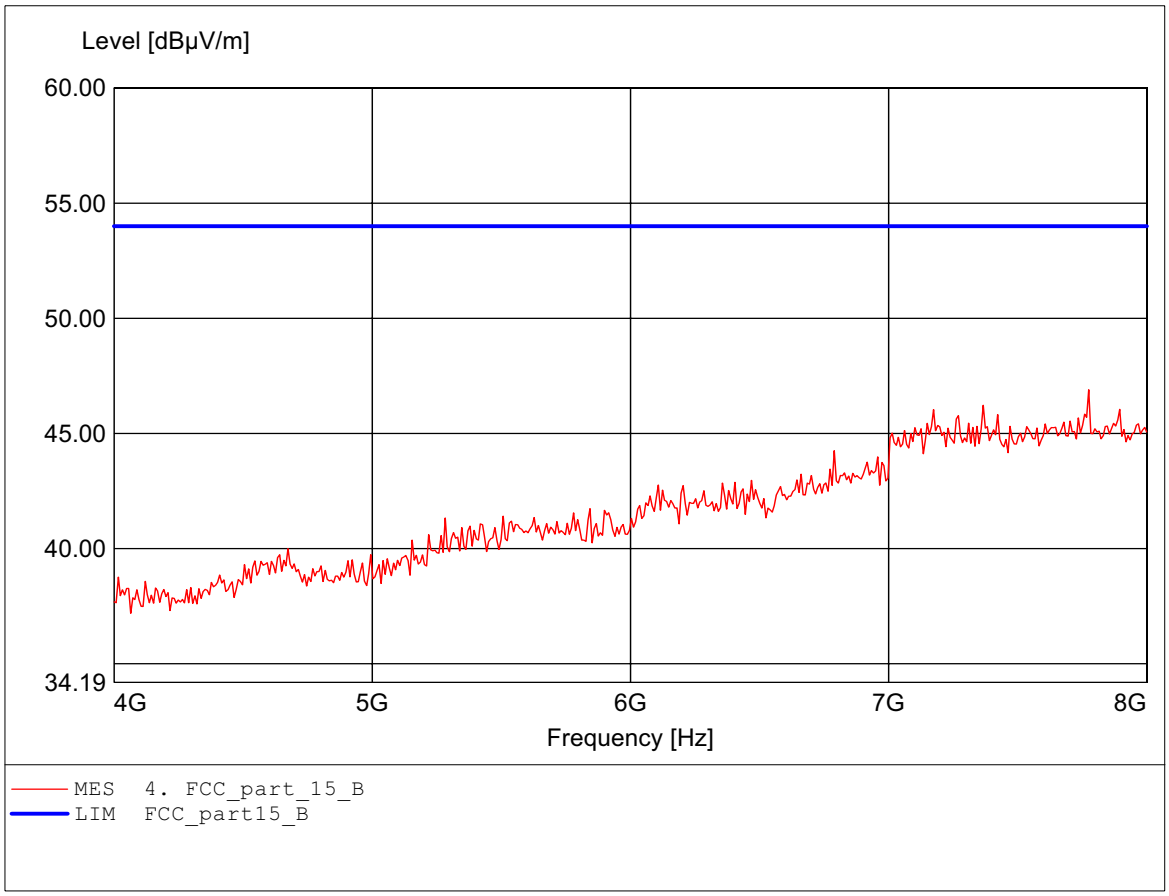

Field Strength under normal conditions

FCC RULES PART 15, SUBPART B

EUT:	Wireless Multimedia System
MODEL NO.:	WMS 100 Receiver 802.11A CH40
Approval Holder:	YUAN High-Tech Development Co.,Ltd.
Test Site / Operator:	ETS / Dennis
Temperature/Voltage:	Temp.: 23°C/ Unom.: 120 VAC (ac/dc adaptor)
Test Specification:	according to subpart B
Comment 1:	Dist.: 3m, Ant.: HL25, ampl.
	Freq:7.535GHz Emax:46.12dBµV/m RBW: 1 MHz

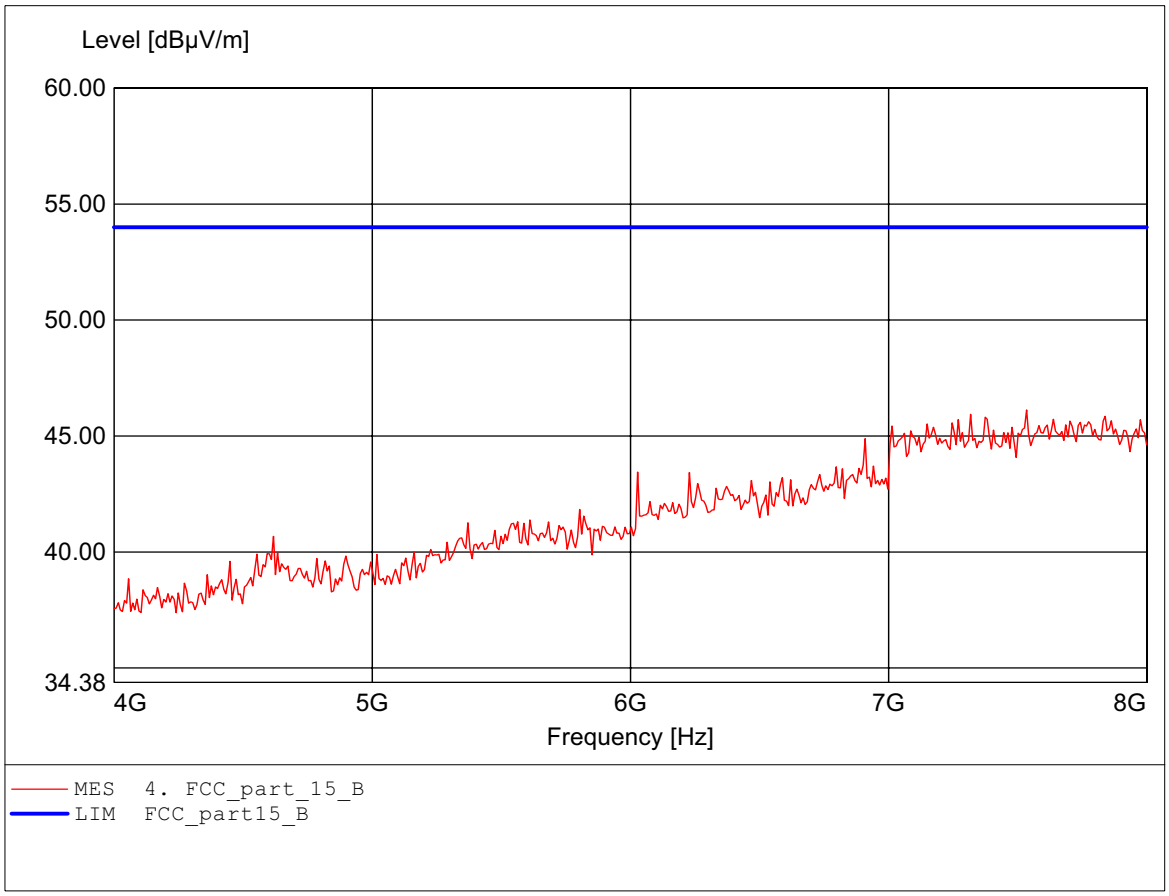

Field Strength under normal conditions

FCC RULES PART 15, SUBPART B

EUT:	Wireless Multimedia System
MODEL NO.:	WMS 100 Receiver 802.11A CH40
Approval Holder:	YUAN High-Tech Development Co.,Ltd.
Test Site / Operator:	ETS / Dennis
Temperature/Voltage:	Temp.: 23°C/ Unom.: 120 VAC (ac/dc adaptor)
Test Specification:	according to subpart B
Comment 1:	Dist.: 3m, Ant.: HL25, ampl.
	Freq:11.872GHz Emax:52.16dBµV/m RBW: 1 MHz

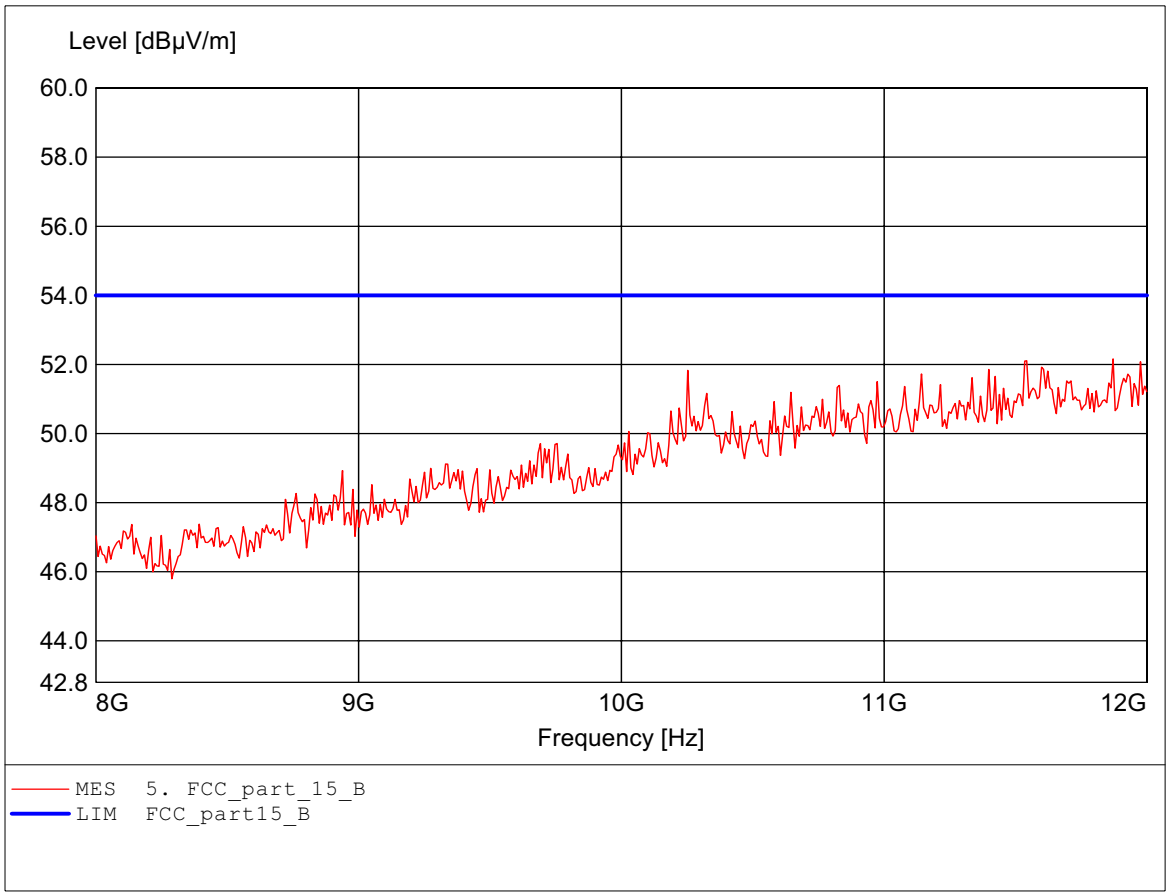

Field Strength under normal conditions

FCC RULES PART 15, SUBPART B

EUT:	Wireless Multimedia System
MODEL NO.:	WMS 100 Receiver 802.11A CH40
Approval Holder:	YUAN High-Tech Development Co.,Ltd.
Test Site / Operator:	ETS / Dennis
Temperature/Voltage:	Temp.: 23°C/ Unom.: 120 VAC (ac/dc adaptor)
Test Specification:	according to subpart B
Comment 1:	Dist.: 3m, Ant.: HL25, ampl.
	Freq:11.551GHz Emax:52.53dBµV/m RBW: 1 MHz

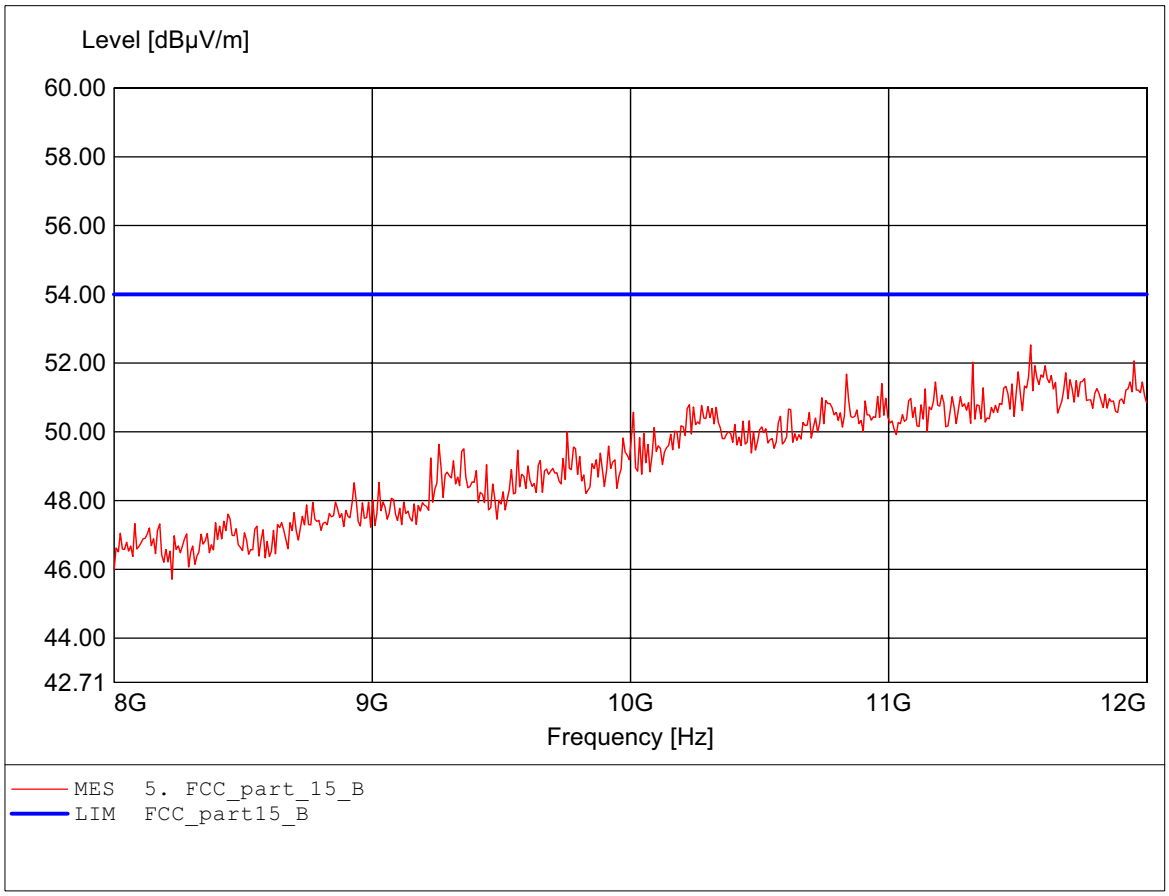

Field Strength under normal conditions

FCC RULES PART 15, SUBPART B

EUT:	Wireless Multimedia System
MODEL NO.:	WMS 100 Receiver 802.11A CH40
Approval Holder:	YUAN High-Tech Development Co.,Ltd.
Test Site / Operator:	ETS / Dennis
Temperature/Voltage:	Temp.: 23°C/ Unom.: 120 VAC (ac/dc adaptor)
Test Specification:	according to subpart B
Comment 1:	Dist.: 3m, Ant.: HL25, ampl.
	Freq:17.760GHz Emax:53.10dBµV/m RBW: 1 MHz

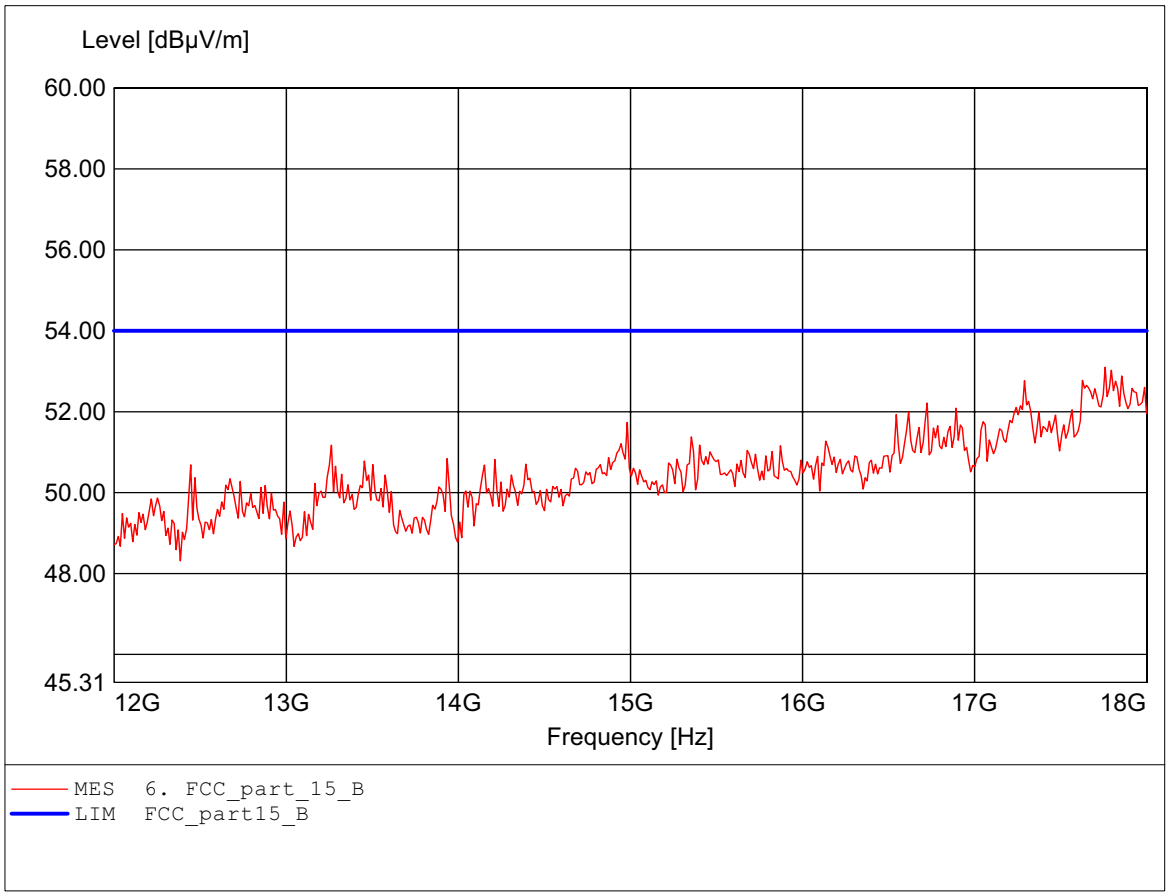

Field Strength under normal conditions

FCC RULES PART 15, SUBPART B

EUT:	Wireless Multimedia System
MODEL NO.:	WMS 100 Receiver 802.11A CH40
Approval Holder:	YUAN High-Tech Development Co.,Ltd.
Test Site / Operator:	ETS / Dennis
Temperature/Voltage:	Temp.: 23°C/ Unom.: 120 VAC (ac/dc adaptor)
Test Specification:	according to subpart B
Comment 1:	Dist.: 3m, Ant.: HL25, ampl.
	Freq:17.663GHz Emax:53.43dBµV/m RBW: 1 MHz

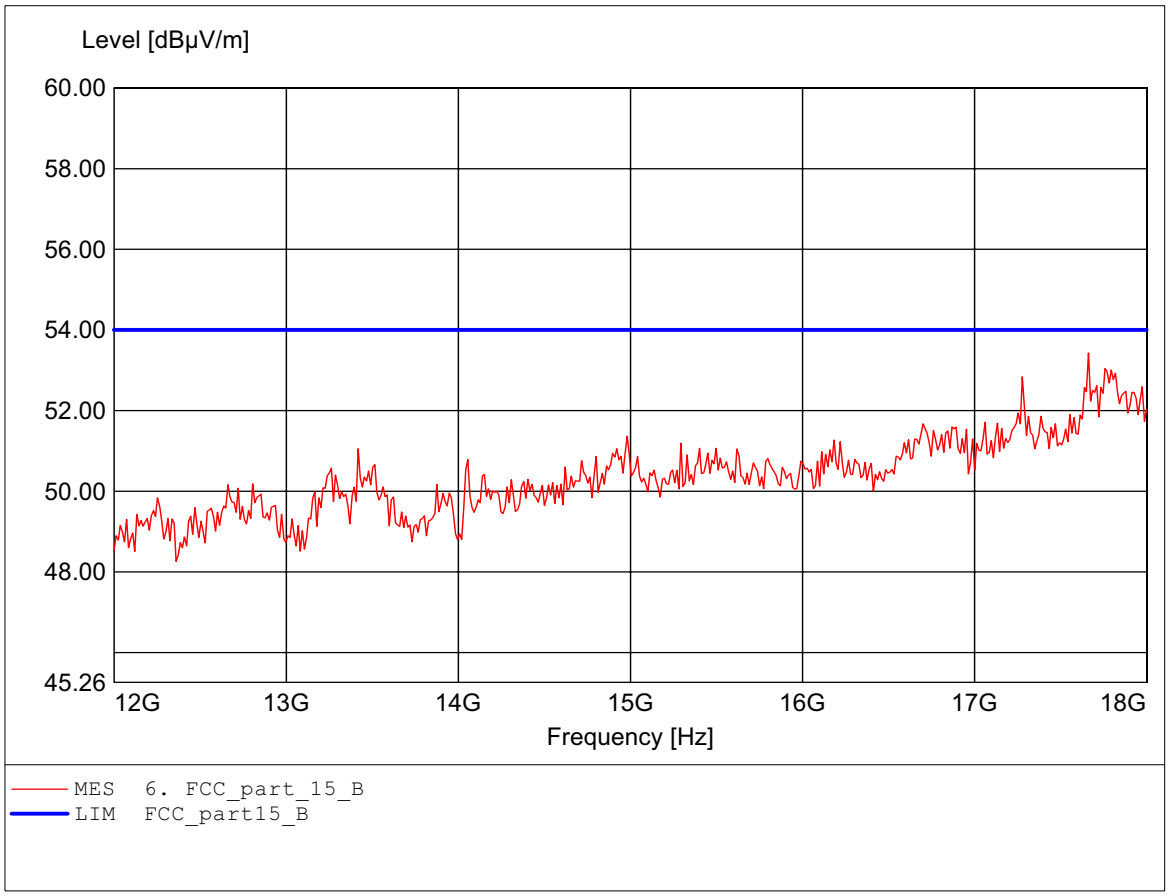

Field Strength under normal conditions

FCC RULES PART 15, SUBPART B

EUT:	Wireless Multimedia System
MODEL NO.:	WMS 100 Receiver 802.11A CH40
Approval Holder:	YUAN High-Tech Development Co.,Ltd.
Test Site / Operator:	ETS / Dennis
Temperature/Voltage:	Temp.: 23°C/ Unom.: 120 VAC (ac/dc adaptor)
Test Specification:	according to subpart B
Comment 1:	Dist.: 3m, Ant.: HL025, ampl.
	Freq:25.580GHz Emax:47.74dBµV/m RBW: 1 MHz

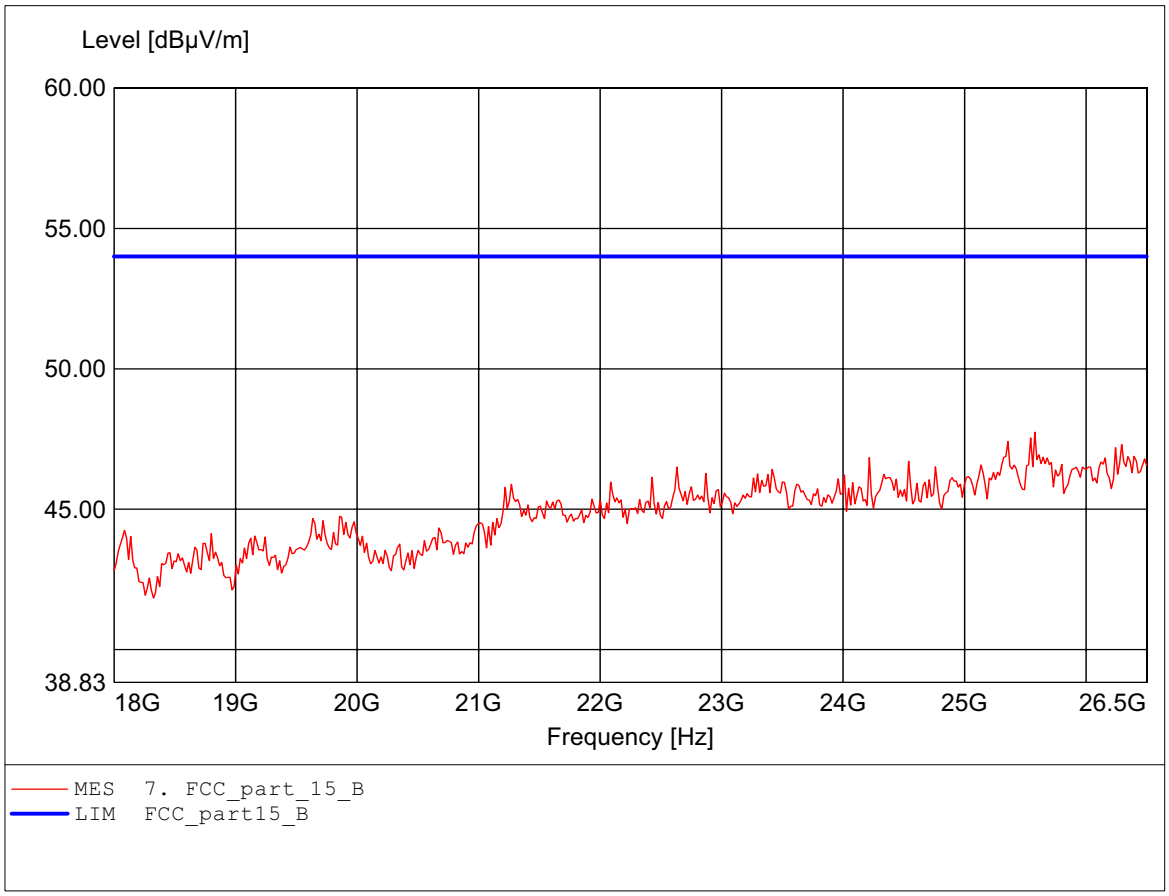

Field Strength under normal conditions

FCC RULES PART 15, SUBPART B

EUT:	Wireless Multimedia System
MODEL NO.:	WMS 100 Receiver 802.11A CH40
Approval Holder:	YUAN High-Tech Development Co.,Ltd.
Test Site / Operator:	ETS / Dennis
Temperature/Voltage:	Temp.: 23°C/ Unom.: 120 VAC (ac/dc adaptor)
Test Specification:	according to subpart B
Comment 1:	Dist.: 3m, Ant.: HL025, ampl.
	Freq:26.091GHz Emax:47.98dBµV/m RBW: 1 MHz

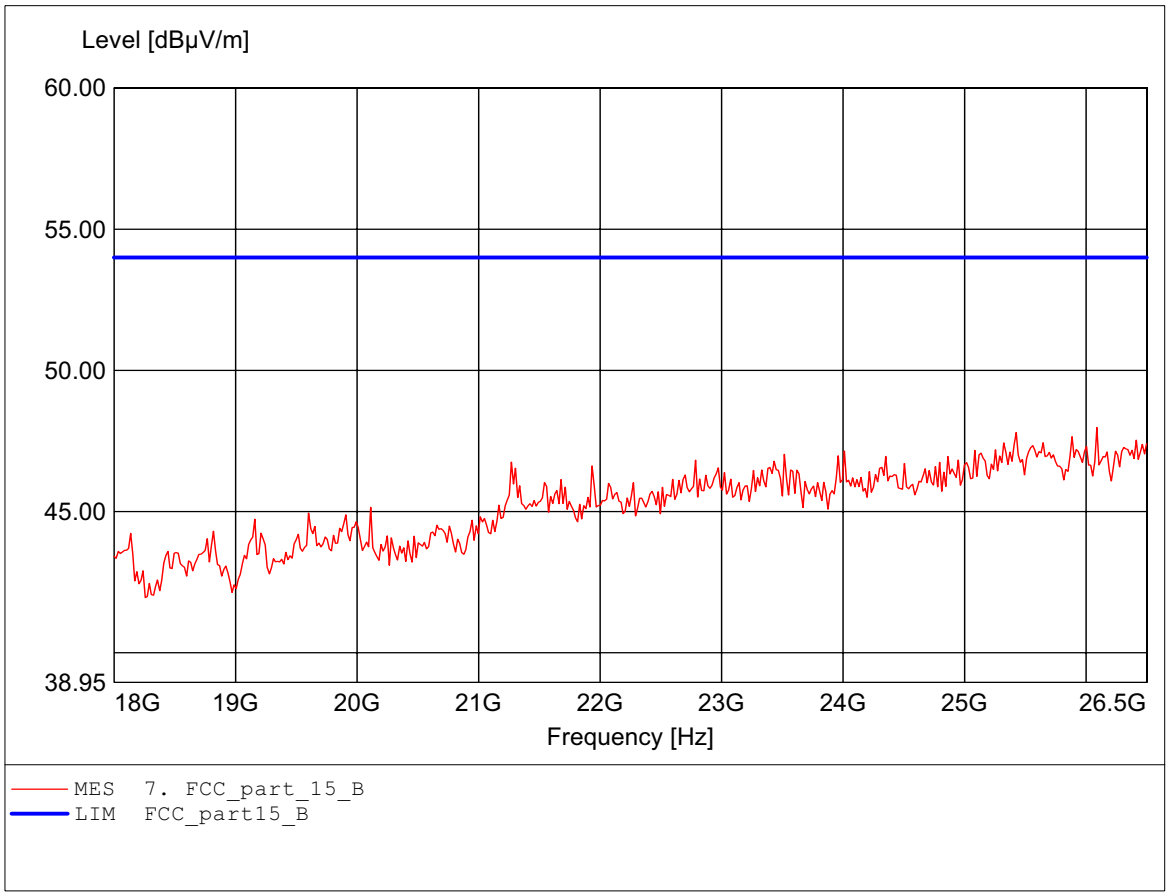

Field Strength under normal conditions

FCC RULES PART 15, SUBPART B

EUT:	Wireless Multimedia System
MODEL NO.:	WMS 100 Receiver 802.11A CH48
Approval Holder:	YUAN High-Tech Development Co.,Ltd.
Test Site / Operator:	ETS / Dennis
Temperature/Voltage:	Temp.: 23°C/ Unom.120 VAC (ac/dc adaptor)
Test Specification:	according to subpart B
Comment 1:	Dist.: 3m, Ant.: HK 116
	Freq:65.772MHz Emax:33.99dBµV/m RBW: 100 kHz

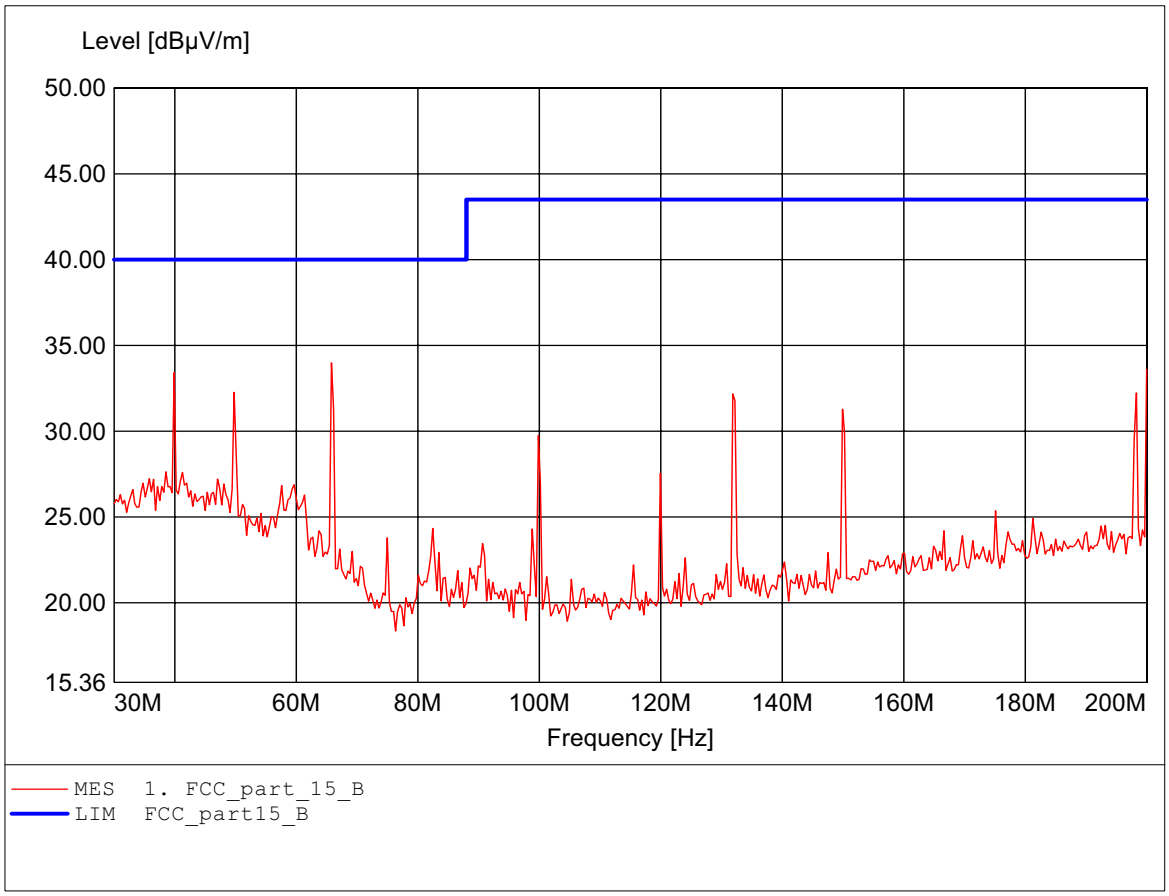

Field Strength under normal conditions

FCC RULES PART 15, SUBPART B

EUT:	Wireless Multimedia System
MODEL NO.:	WMS 100 Receiver 802.11A CH48
Approval Holder:	YUAN High-Tech Development Co.,Ltd.
Test Site / Operator:	ETS / Dennis
Temperature/Voltage:	Temp.: 23°C/ Unom.120 VAC (ac/dc adaptor)
Test Specification:	according to subpart B
Comment 1:	Dist.: 3m, Ant.: HK 116
	Freq:200.000MHz Emax:34.61dBµV/m RBW: 100 kHz

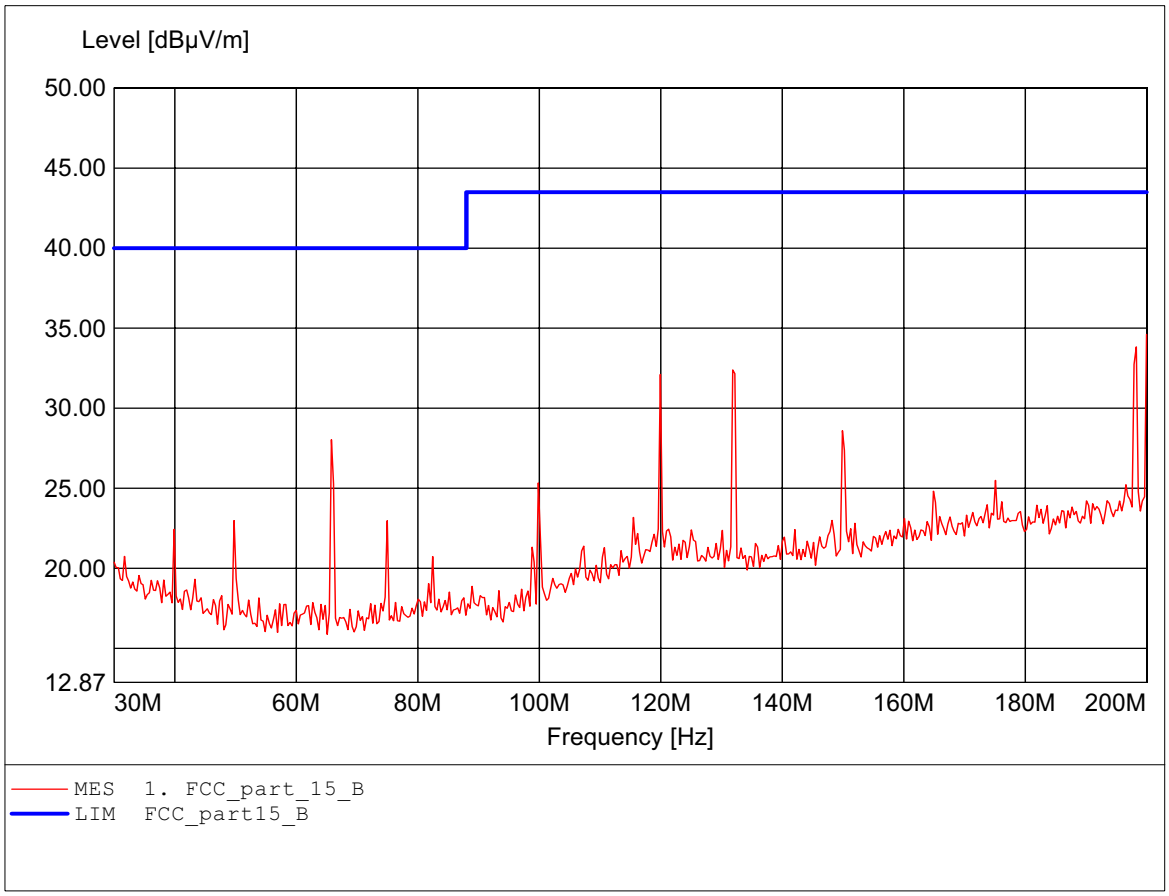

Field Strength under normal conditions

FCC RULES PART 15, SUBPART B

EUT:	Wireless Multimedia System
MODEL NO.:	WMS 100 Receiver 802.11A CH48
Approval Holder:	YUAN High-Tech Development Co.,Ltd.
Test Site / Operator:	ETS / Dennis
Temperature/Voltage:	Temp.: 23°C/ Unom.: 120 VAC (ac/dc adaptor)
Test Specification:	according to subpart B
Comment 1:	Dist.: 3m, Ant.: HL 223, ampl.
	Freq:725.852MHz Emax:39.49dBµV/m RBW: 100 kHz

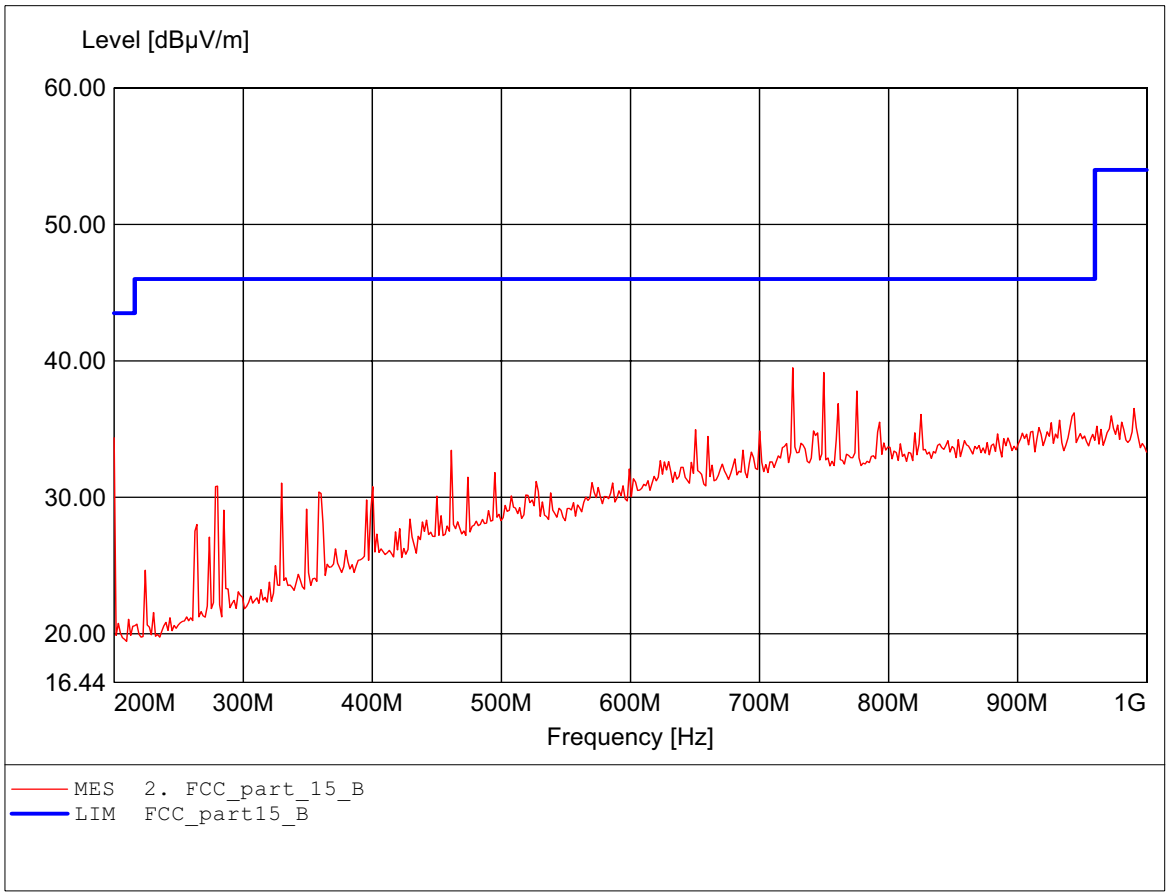

Field Strength under normal conditions

FCC RULES PART 15, SUBPART B

EUT:	Wireless Multimedia System
MODEL NO.:	WMS 100 Receiver 802.11A CH48
Approval Holder:	YUAN High-Tech Development Co.,Ltd.
Test Site / Operator:	ETS / Dennis
Temperature/Voltage:	Temp.: 23°C/ Unom.: 120 VAC (ac/dc adaptor)
Test Specification:	according to subpart B
Comment 1:	Dist.: 3m, Ant.: HL 223, ampl.
	Freq:725.852MHz Emax:44.41dBµV/m RBW: 100 kHz

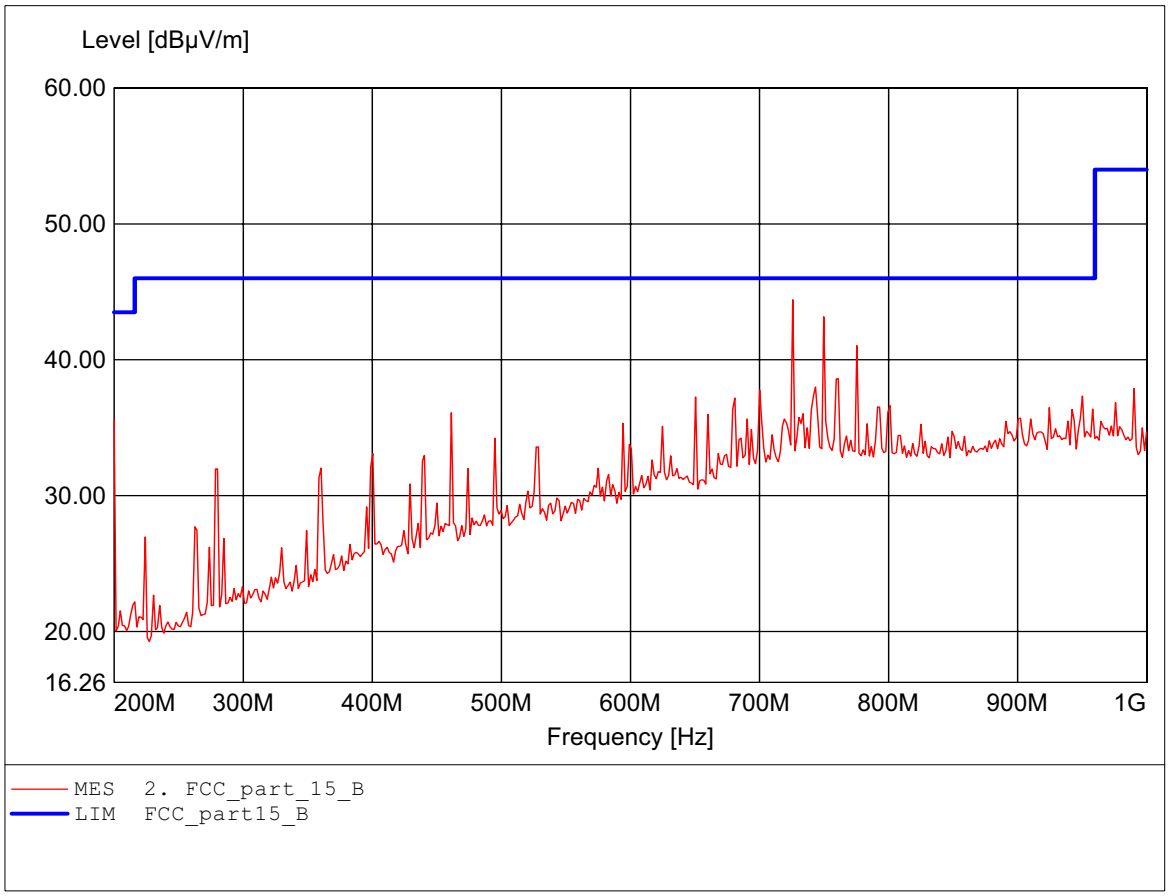

Field Strength under normal conditions

FCC RULES PART 15, SUBPART B

EUT:	Wireless Multimedia System
MODEL NO.:	WMS 100 Receiver 802.11A CH48
Approval Holder:	YUAN High-Tech Development Co.,Ltd.
Test Site / Operator:	ETS / Dennis
Temperature/Voltage:	Temp.: 23°C/ Unom.: 120 VAC (ac/dc adaptor)
Test Specification:	according to subpart B
Comment 1:	Dist.: 3m, Ant.: HL25, ampl.
	Freq:3.495GHz Emax:41.49dBµV/m RBW: 1 MHz

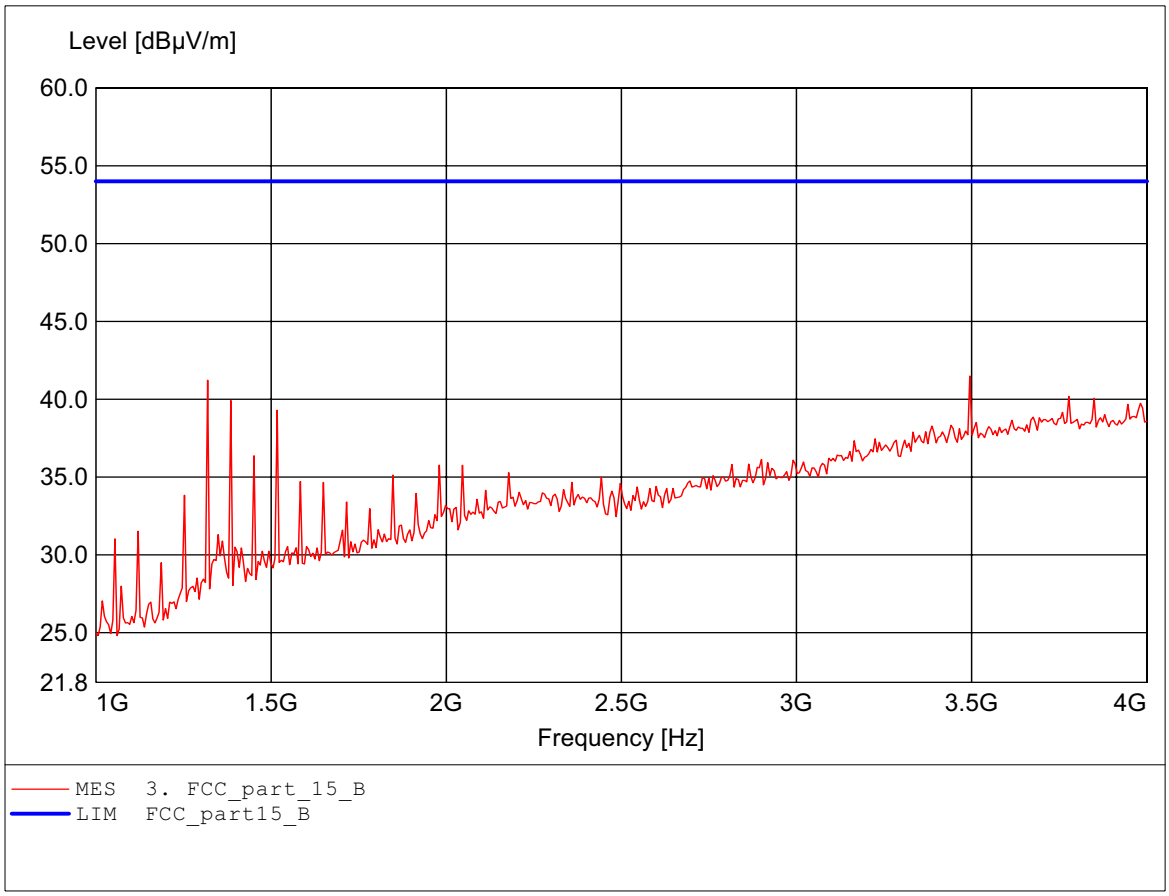

Field Strength under normal conditions

FCC RULES PART 15, SUBPART B

EUT:	Wireless Multimedia System
MODEL NO.:	WMS 100 Receiver 802.11A CH48
Approval Holder:	YUAN High-Tech Development Co.,Ltd.
Test Site / Operator:	ETS / Dennis
Temperature/Voltage:	Temp.: 23°C/ Unom.: 120 VAC (ac/dc adaptor)
Test Specification:	according to subpart B
Comment 1:	Dist.: 3m, Ant.: HL25, ampl.
	Freq:3.958GHz Emax:39.51dBµV/m RBW: 1 MHz

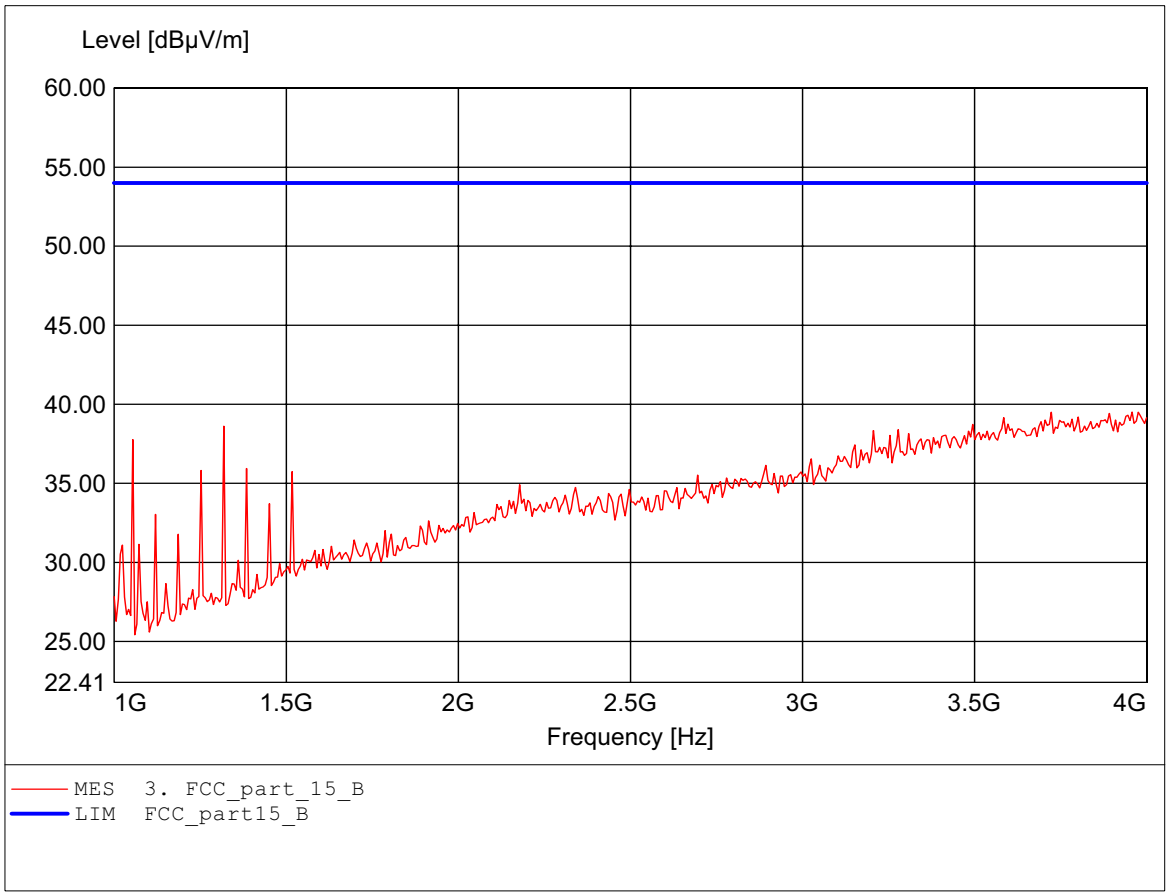

Field Strength under normal conditions

FCC RULES PART 15, SUBPART B

EUT:	Wireless Multimedia System
MODEL NO.:	WMS 100 Receiver 802.11A CH48
Approval Holder:	YUAN High-Tech Development Co.,Ltd.
Test Site / Operator:	ETS / Dennis
Temperature/Voltage:	Temp.: 23°C/ Unom.: 120 VAC (ac/dc adaptor)
Test Specification:	according to subpart B
Comment 1:	Dist.: 3m, Ant.: HL25, ampl.
	Freq:7.743GHz Emax:45.80dBµV/m RBW: 1 MHz

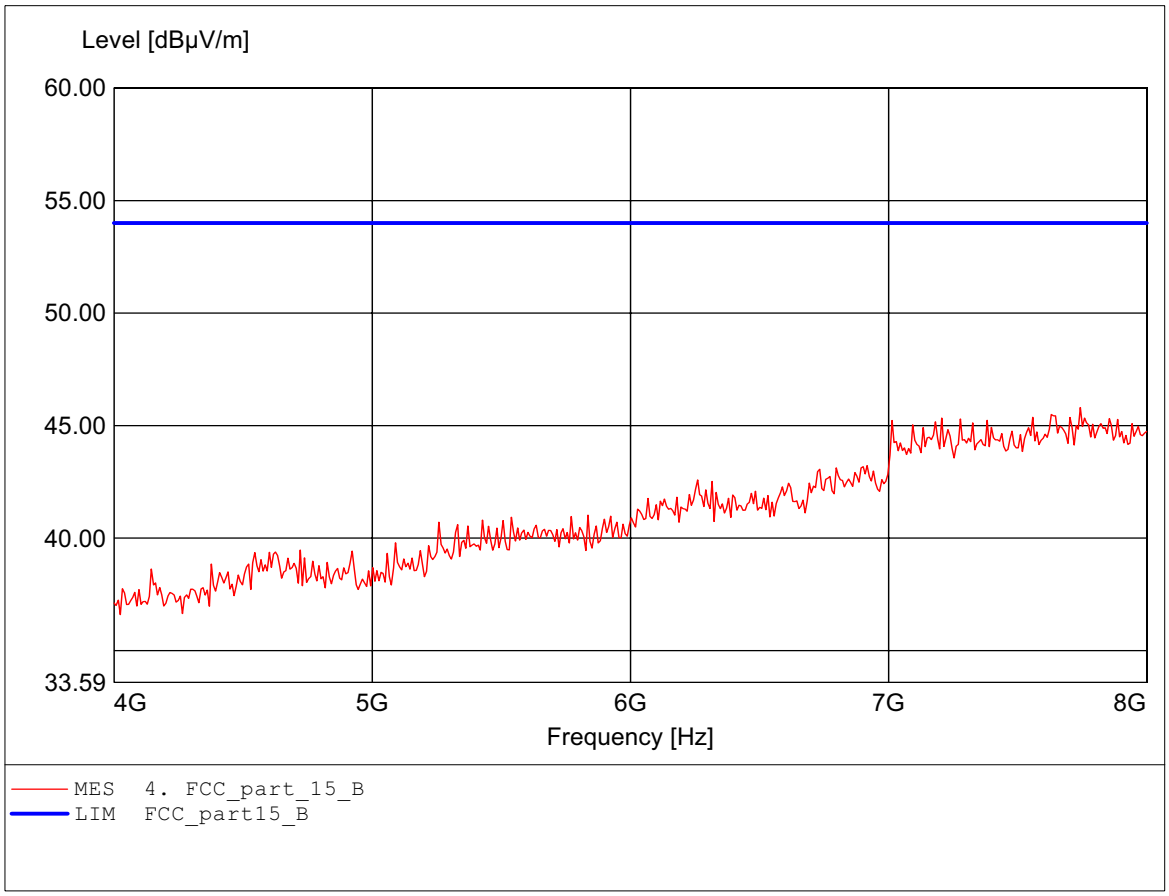

Field Strength under normal conditions

FCC RULES PART 15, SUBPART B

EUT:	Wireless Multimedia System
MODEL NO.:	WMS 100 Receiver 802.11A CH48
Approval Holder:	YUAN High-Tech Development Co.,Ltd.
Test Site / Operator:	ETS / Dennis
Temperature/Voltage:	Temp.: 23°C/ Unom.: 120 VAC (ac/dc adaptor)
Test Specification:	according to subpart B
Comment 1:	Dist.: 3m, Ant.: HL25, ampl.
	Freq:7.856GHz Emax:46.13dBµV/m RBW: 1 MHz

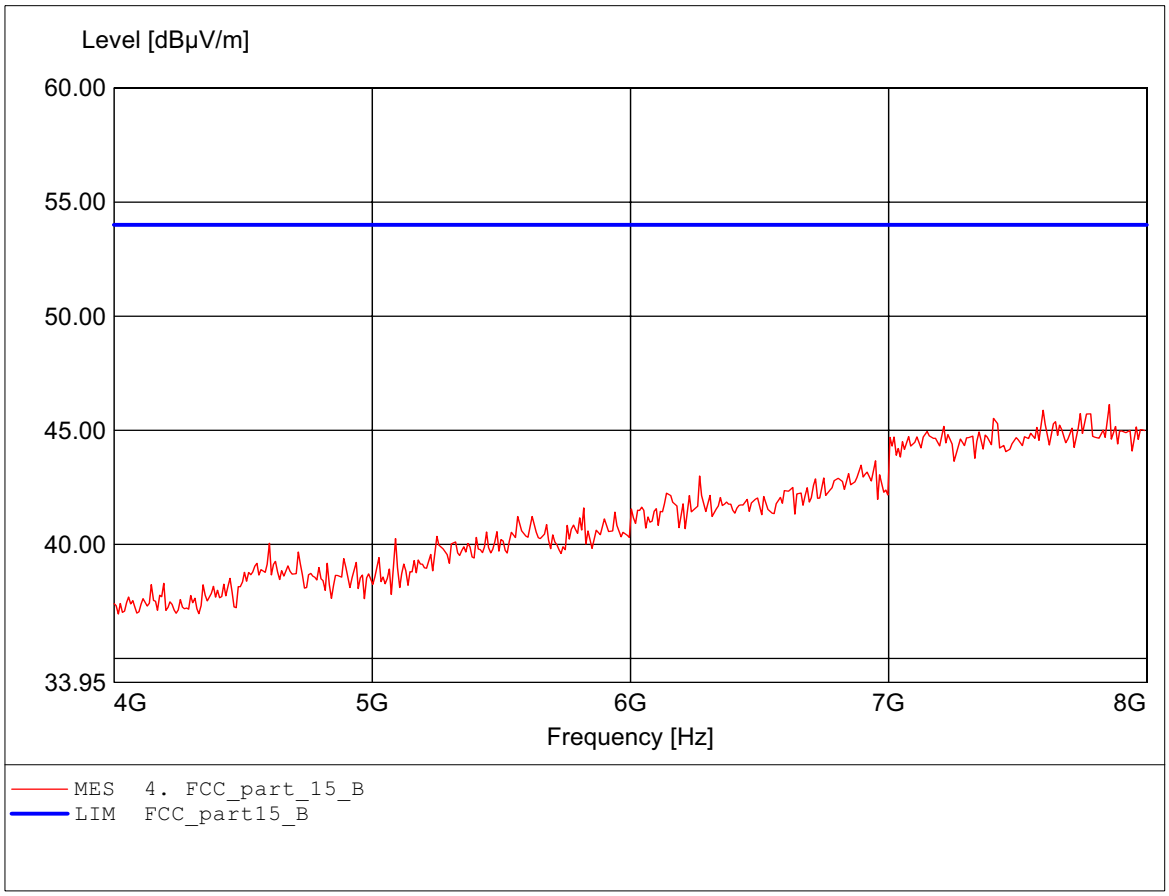

Field Strength under normal conditions

FCC RULES PART 15, SUBPART B

EUT:	Wireless Multimedia System
MODEL NO.:	WMS 100 Receiver 802.11A CH48
Approval Holder:	YUAN High-Tech Development Co.,Ltd.
Test Site / Operator:	ETS / Dennis
Temperature/Voltage:	Temp.: 23°C/ Unom.: 120 VAC (ac/dc adaptor)
Test Specification:	according to subpart B
Comment 1:	Dist.: 3m, Ant.: HL25, ampl.
	Freq:11.671GHz Emax:51.97dBµV/m RBW: 1 MHz

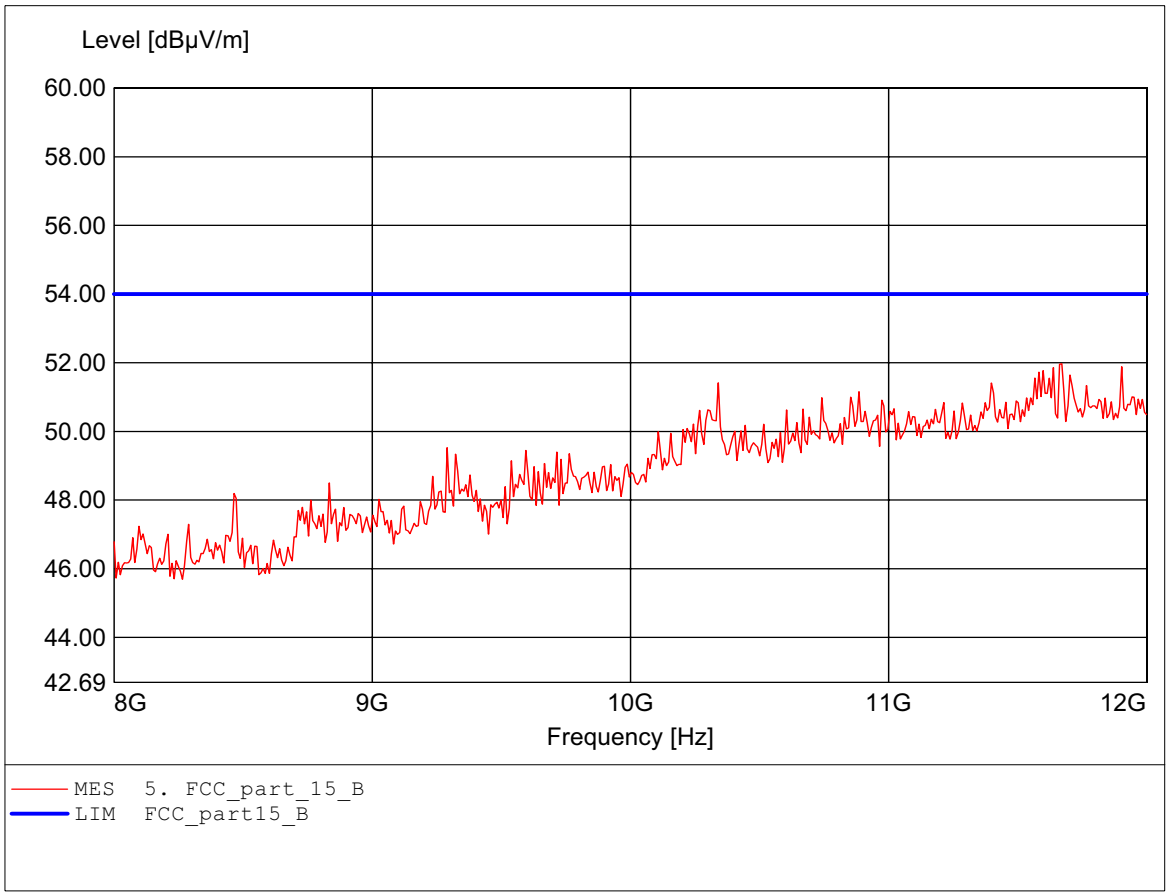

Field Strength under normal conditions

FCC RULES PART 15, SUBPART B

EUT:	Wireless Multimedia System
MODEL NO.:	WMS 100 Receiver 802.11A CH48
Approval Holder:	YUAN High-Tech Development Co.,Ltd.
Test Site / Operator:	ETS / Dennis
Temperature/Voltage:	Temp.: 23°C/ Unom.: 120 VAC (ac/dc adaptor)
Test Specification:	according to subpart B
Comment 1:	Dist.: 3m, Ant.: HL25, ampl.
	Freq:11.599GHz Emax:52.58dBµV/m RBW: 1 MHz

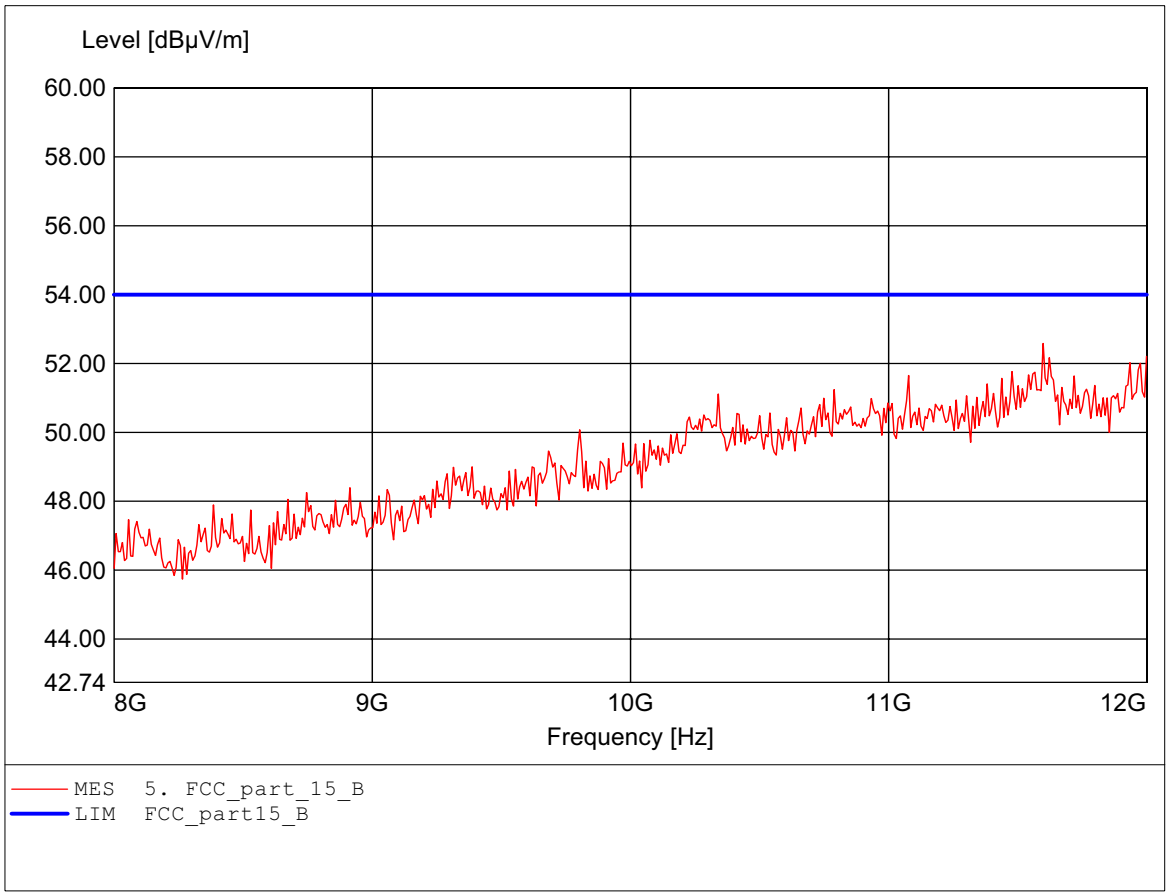

Field Strength under normal conditions

FCC RULES PART 15, SUBPART B

EUT:	Wireless Multimedia System
MODEL NO.:	WMS 100 Receiver 802.11A CH48
Approval Holder:	YUAN High-Tech Development Co.,Ltd.
Test Site / Operator:	ETS / Dennis
Temperature/Voltage:	Temp.: 23°C/ Unom.: 120 VAC (ac/dc adaptor)
Test Specification:	according to subpart B
Comment 1:	Dist.: 3m, Ant.: HL25, ampl.
	Freq:17.772GHz Emax:52.77dBµV/m RBW: 1 MHz

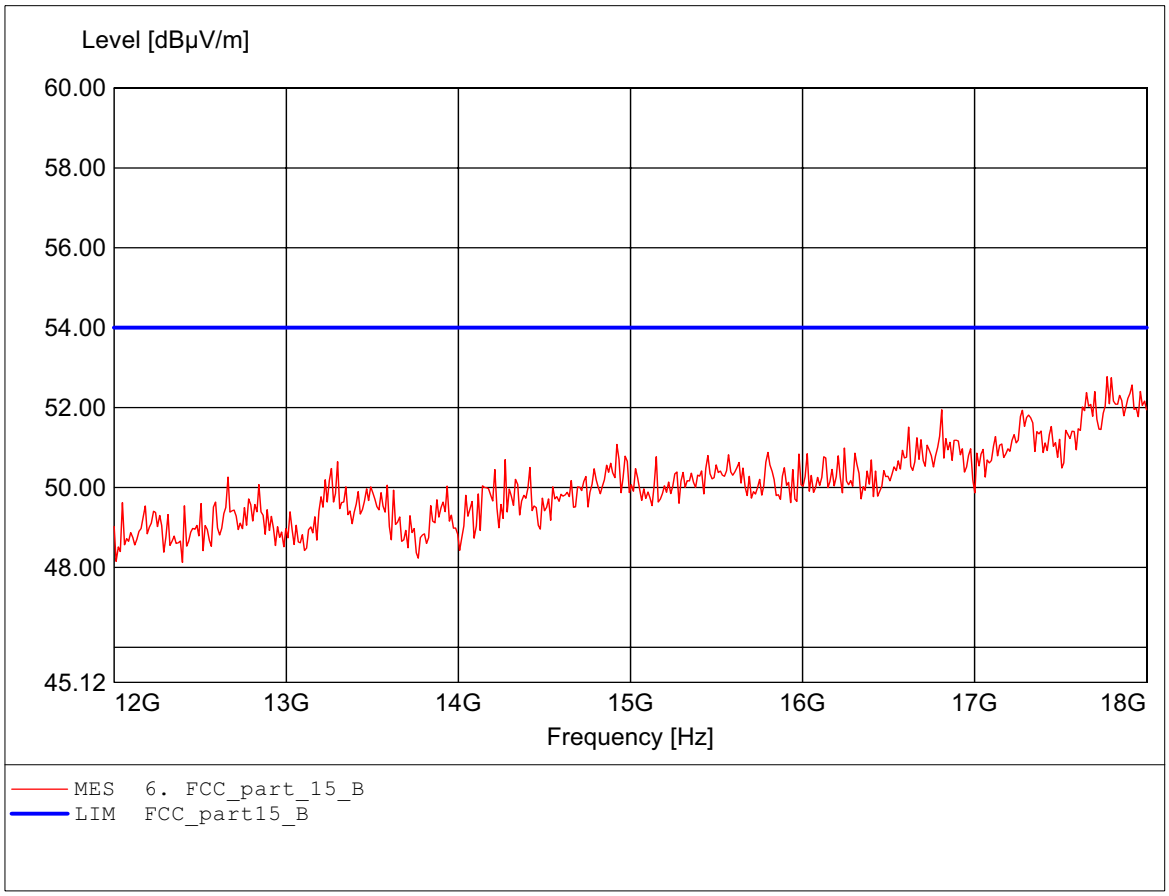

Field Strength under normal conditions

FCC RULES PART 15, SUBPART B

EUT:	Wireless Multimedia System
MODEL NO.:	WMS 100 Receiver 802.11A CH48
Approval Holder:	YUAN High-Tech Development Co.,Ltd.
Test Site / Operator:	ETS / Dennis
Temperature/Voltage:	Temp.: 23°C/ Unom.: 120 VAC (ac/dc adaptor)
Test Specification:	according to subpart B
Comment 1:	Dist.: 3m, Ant.: HL25, ampl.
	Freq:17.651GHz Emax:53.41dBµV/m RBW: 1 MHz

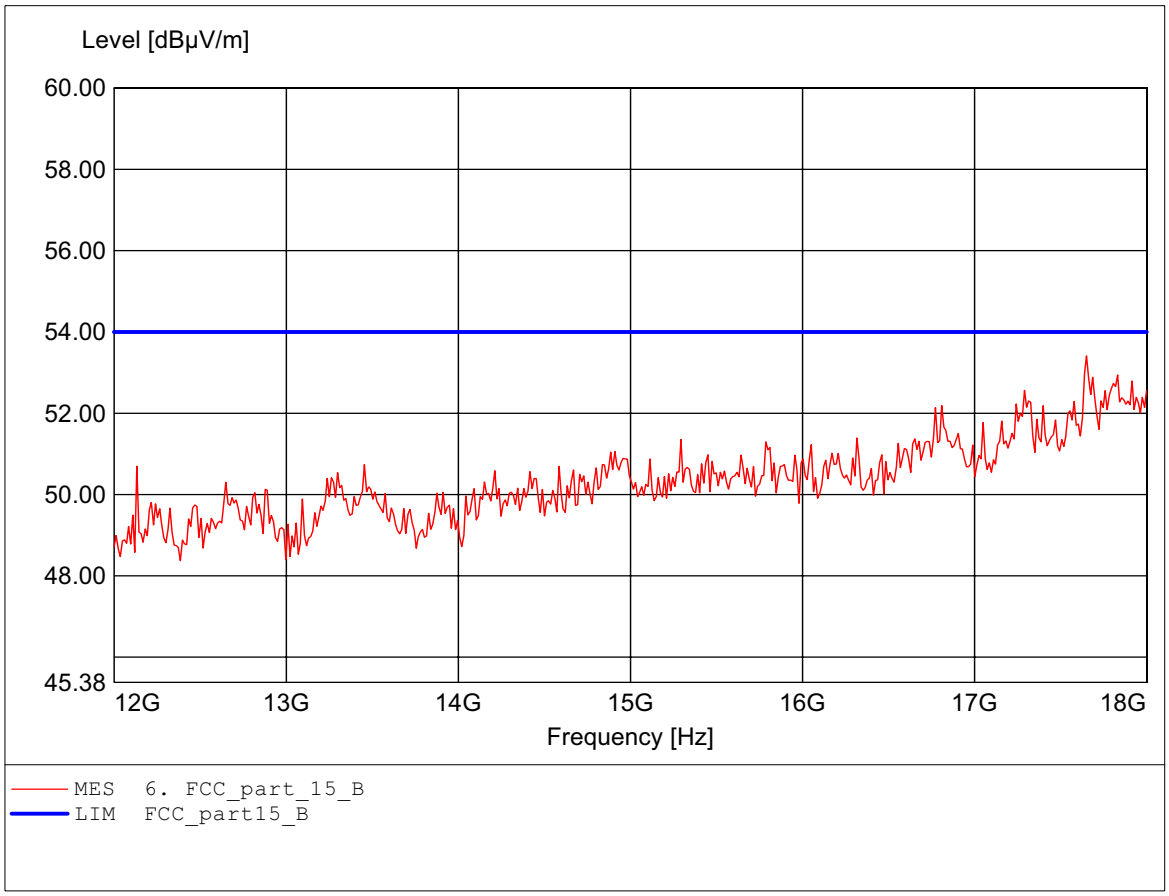

Field Strength under normal conditions

FCC RULES PART 15, SUBPART B

EUT:	Wireless Multimedia System
MODEL NO.:	WMS 100 Receiver 802.11A CH48
Approval Holder:	YUAN High-Tech Development Co.,Ltd.
Test Site / Operator:	ETS / Dennis
Temperature/Voltage:	Temp.: 23°C/ Unom.: 120 VAC (ac/dc adaptor)
Test Specification:	according to subpart B
Comment 1:	Dist.: 3m, Ant.: HL025, ampl.
	Freq:25.546GHz Emax:47.32dBµV/m RBW: 1 MHz

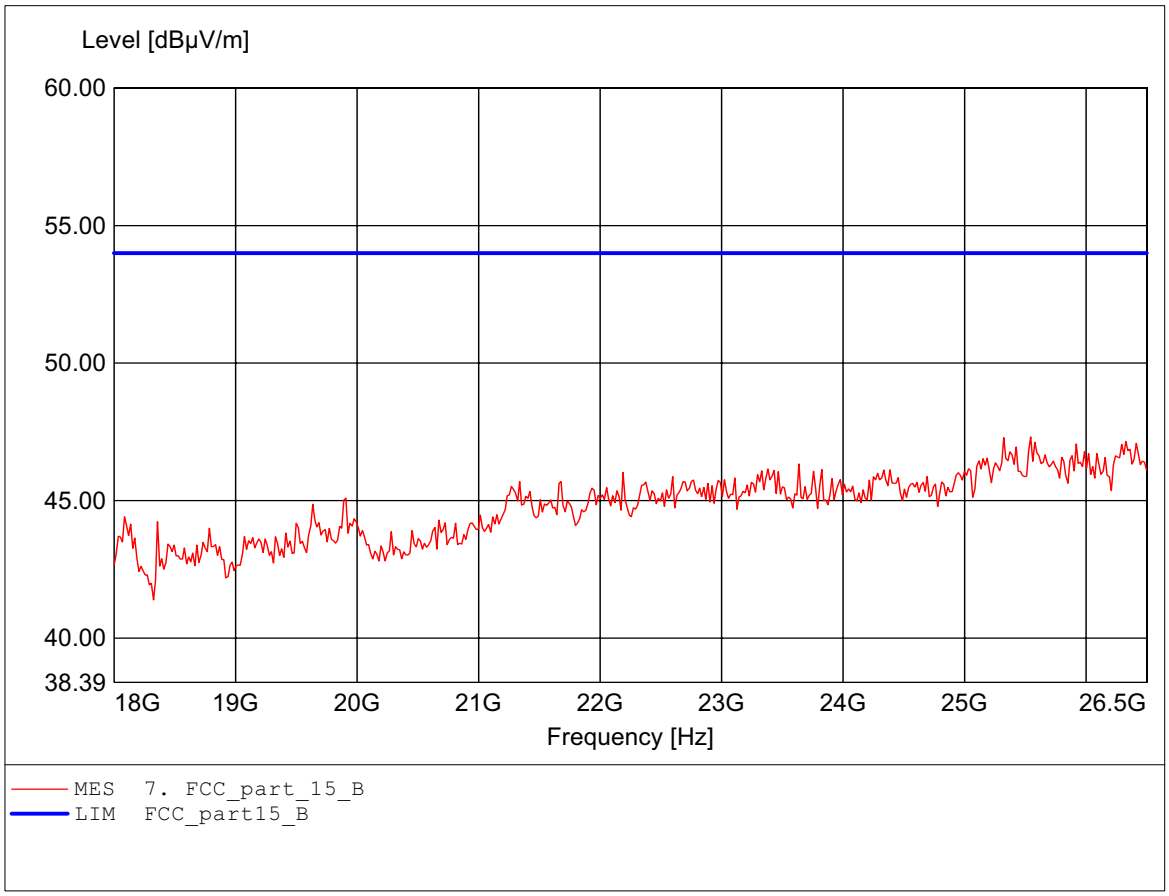

Field Strength under normal conditions

FCC RULES PART 15, SUBPART B

EUT:	Wireless Multimedia System
MODEL NO.:	WMS 100 Receiver 802.11A CH48
Approval Holder:	YUAN High-Tech Development Co.,Ltd.
Test Site / Operator:	ETS / Dennis
Temperature/Voltage:	Temp.: 23°C/ Unom.: 120 VAC (ac/dc adaptor)
Test Specification:	according to subpart B
Comment 1:	Dist.: 3m, Ant.: HL025, ampl.
	Freq:26.091GHz Emax:48.01dBµV/m RBW: 1 MHz

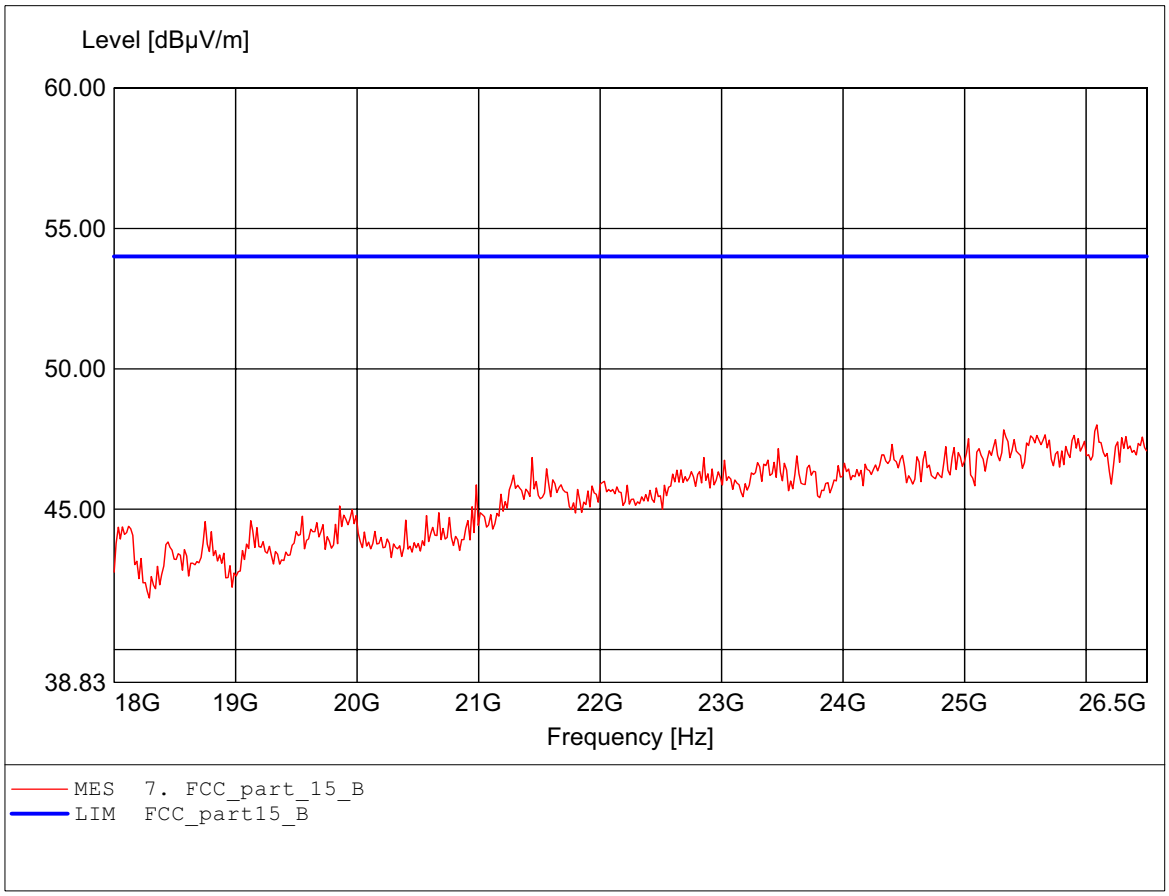

Appendix G

Frequency Stability

No diagrams
Refer to point 3.10

Appendix H

Radiated Emissions from Receiver Section of Transceiver

Field Strength under normal conditions

FCC RULES PART 15, SUBPART B

EUT:	Wireless Multimedia System
MODEL NO.:	WMS 100 Receiver (Line)
Approval Holder:	YUAN High-Tech Development Co., Ltd.
Test Site / Operator:	ETS / Dennis
Temperature/Voltage:	Temp.: 23°C/ Unom.: 120 VAC (AC/DC ADAPTOR)
Test Specification:	according to subpart B
Comment 1:	Dist.: 3m, Ant.: HK 116
	Freq:198.297MHz Emax:41.55dBµV/m RBW: 100 kHz

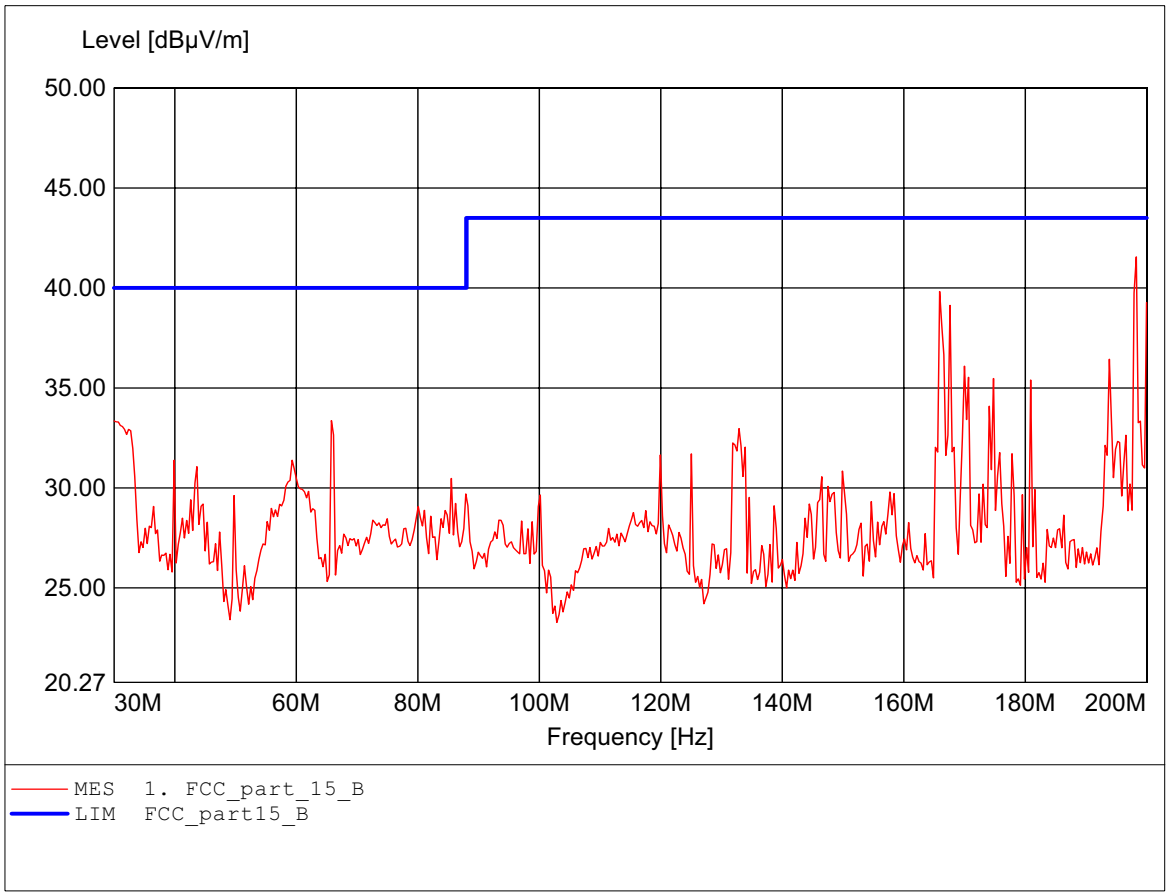

Field Strength under normal conditions

FCC RULES PART 15, SUBPART B

EUT:	Wireless Multimedia System
MODEL NO.:	WMS 100 Receiver (Line)
Approval Holder:	YUAN High-Tech Development Co., Ltd.
Test Site / Operator:	ETS / Dennis
Temperature/Voltage:	Temp.: 23°C/ Unom.: 120 VAC (AC/DC ADAPTOR)
Test Specification:	according to subpart B
Comment 1:	Dist.: 3m, Ant.: HK 116
	Freq:198.297MHz Emax:42.96dBµV/m RBW: 100 kHz

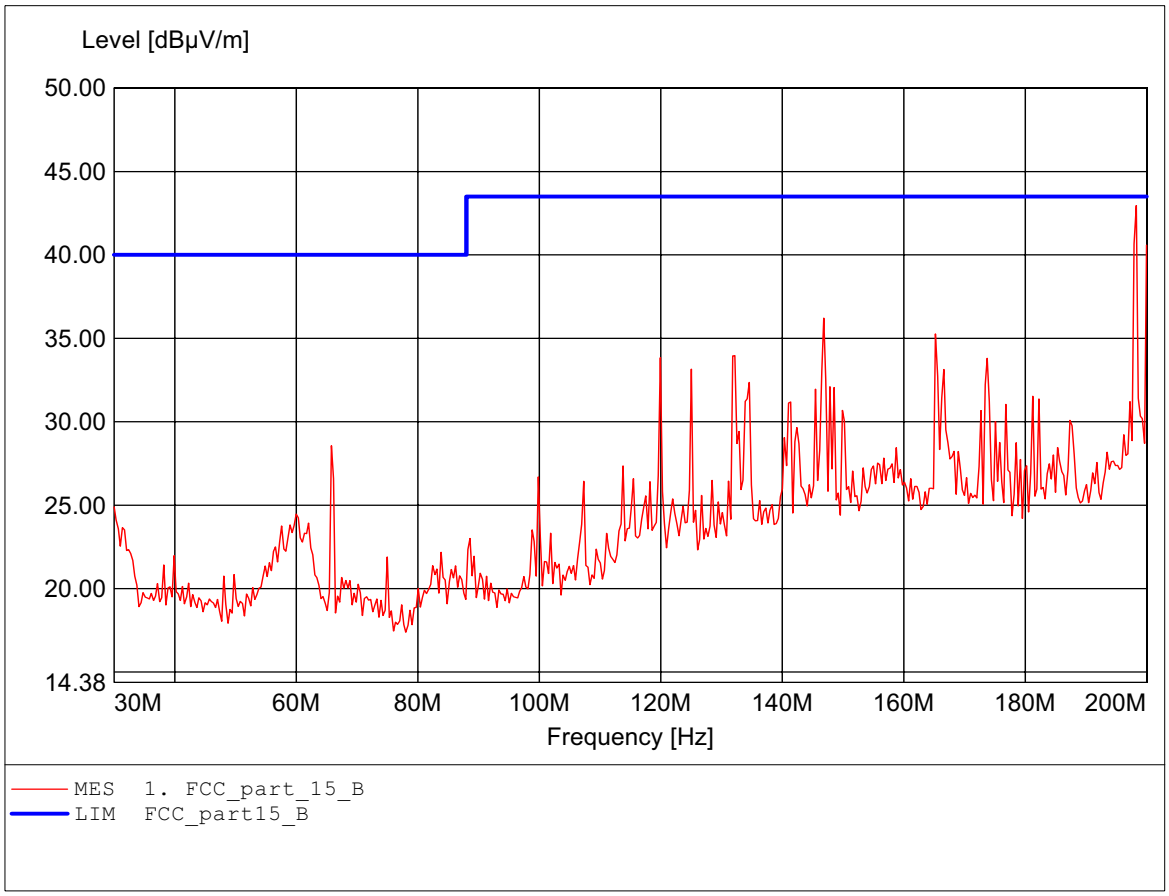

Field Strength under normal conditions

FCC RULES PART 15, SUBPART B

EUT:	Wireless Multimedia System
MODEL NO.:	WMS 100 Receiver (Line)
Approval Holder:	YUAN High-Tech Development Co., Ltd.
Test Site / Operator:	ETS / Dennis
Temperature/Voltage:	Temp.: 23°C/ Unom.: 120 VAC (AC/DC ADAPTOR)
Test Specification:	according to subpart B
Comment 1:	Dist.: 3m, Ant.: HL 223, ampl.
	Freq:749.900MHz Emax:46.33dBµV/m RBW: 100 kHz

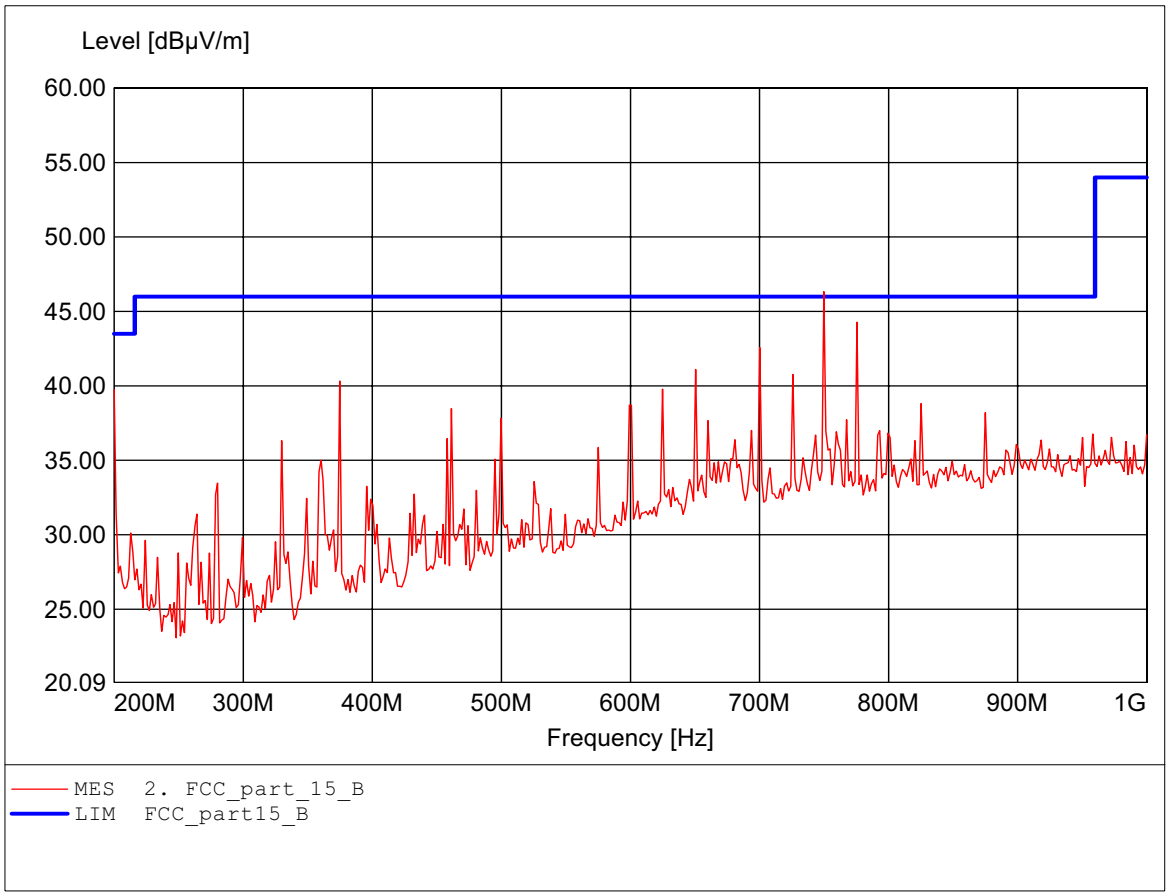

Field Strength under normal conditions

FCC RULES PART 15, SUBPART B

EUT:	Wireless Multimedia System
MODEL NO.:	WMS 100 Receiver (Line)
Approval Holder:	YUAN High-Tech Development Co., Ltd.
Test Site / Operator:	ETS / Dennis
Temperature/Voltage:	Temp.: 23°C/ Unom.: 120 VAC (AC/DC ADAPTOR)
Test Specification:	according to subpart B
Comment 1:	Dist.: 3m, Ant.: HL 223, ampl.
	Freq:749.900MHz Emax:46.27dBµV/m RBW: 100 kHz

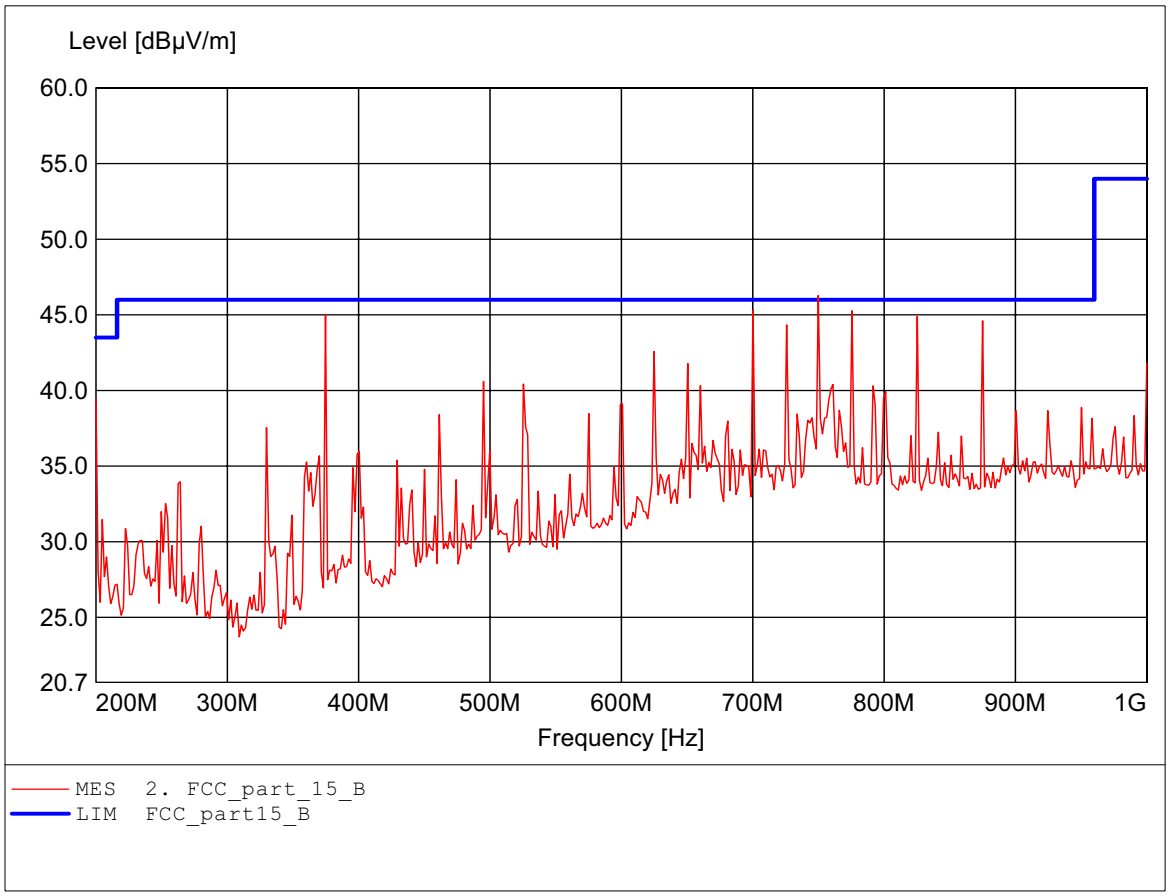

Field Strength under normal conditions

FCC RULES PART 15, SUBPART B

EUT:	Wireless Multimedia System
MODEL NO.:	WMS 100 Receiver (Wireless)
Approval Holder:	YUAN High-Tech Development Co., Ltd.
Test Site / Operator:	ETS / Dennis
Temperature/Voltage:	Temp.: 23°C/ Unom.: 120 VAC (AC/DC ADAPTOR)
Test Specification:	according to subpart B
Comment 1:	Dist.: 3m, Ant.: HK 116
	Freq:198.297MHz Emax:37.96dBµV/m RBW: 100 kHz

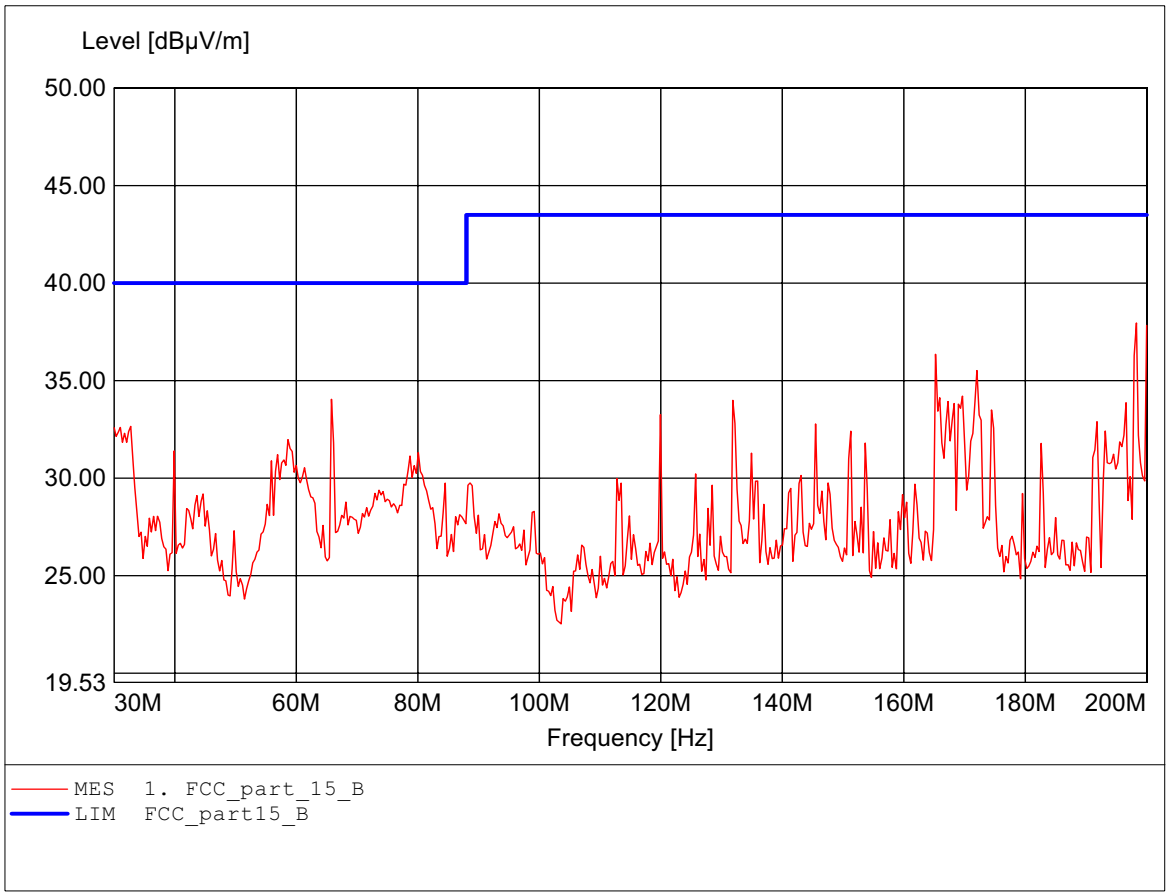

Field Strength under normal conditions

FCC RULES PART 15, SUBPART B

EUT:	Wireless Multimedia System
MODEL NO.:	WMS 100 Receiver (Wireless)
Approval Holder:	YUAN High-Tech Development Co., Ltd.
Test Site / Operator:	ETS / Dennis
Temperature/Voltage:	Temp.: 23°C/ Unom.: 120 VAC (AC/DC ADAPTOR)
Test Specification:	according to subpart B
Comment 1:	Dist.: 3m, Ant.: HK 116
	Freq:198.297MHz Emax:39.11dBµV/m RBW: 100 kHz

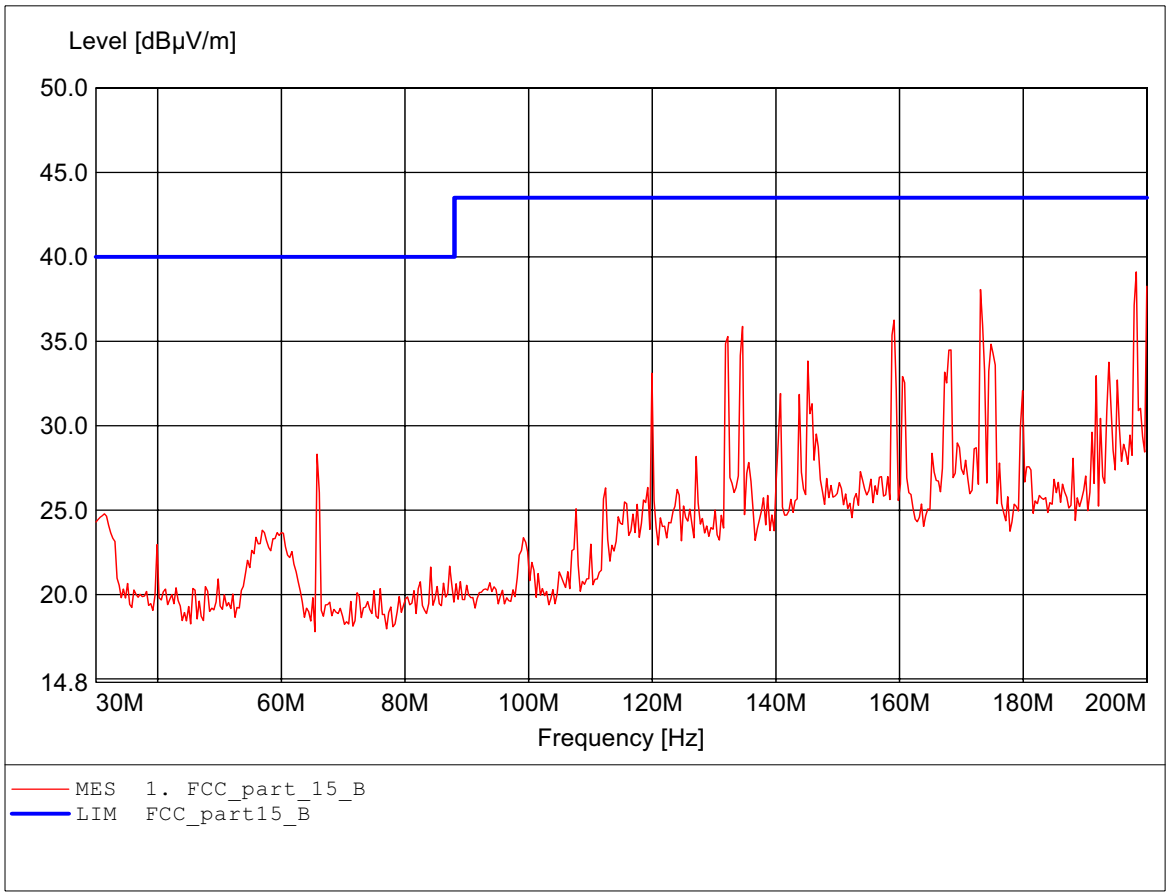

Field Strength under normal conditions

FCC RULES PART 15, SUBPART B

EUT:	Wireless Multimedia System
MODEL NO.:	WMS 100 Receiver (Wireless)
Approval Holder:	YUAN High-Tech Development Co., Ltd.
Test Site / Operator:	ETS / Dennis
Temperature/Voltage:	Temp.: 23°C/ Unom.: 120 VAC (AC/DC ADAPTOR)
Test Specification:	according to subpart B
Comment 1:	Dist.: 3m, Ant.: HL 223, ampl.
	Freq:200.000MHz Emax:38.33dBµV/m RBW: 100 kHz

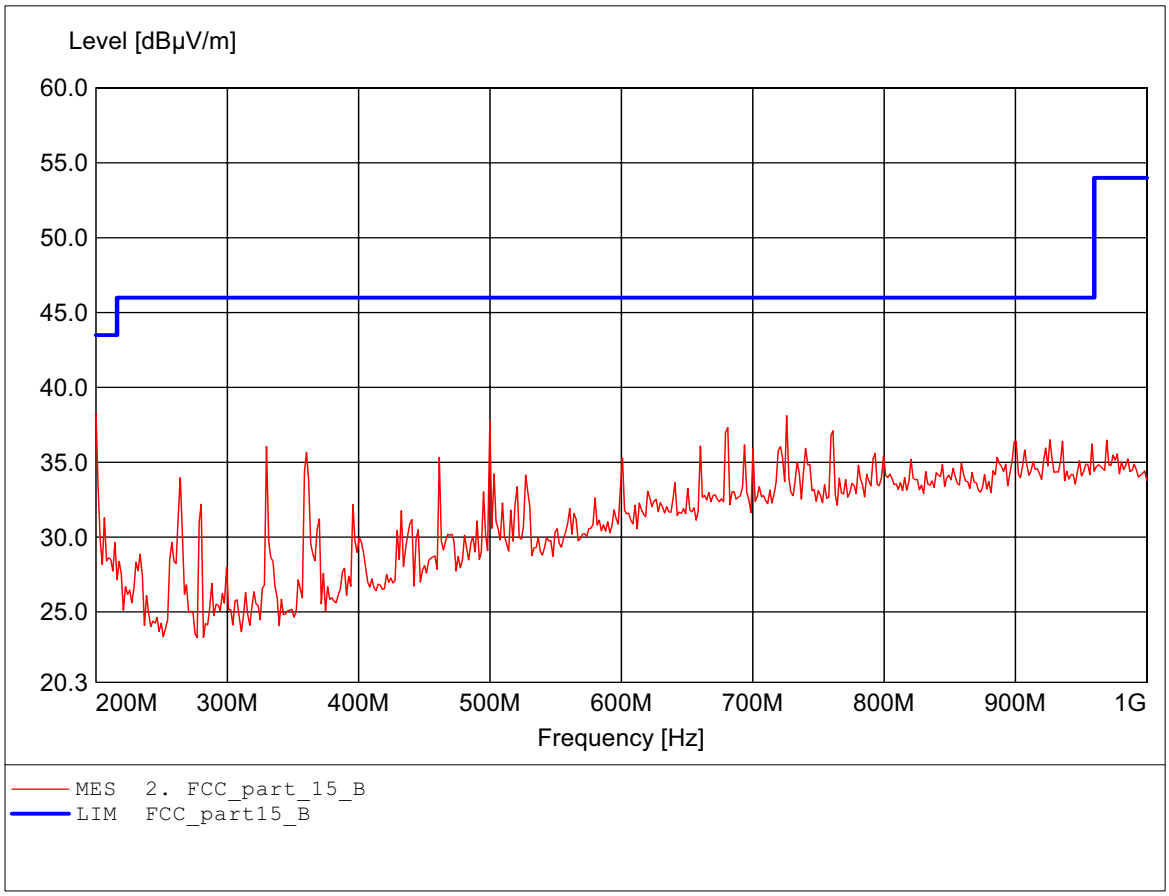

Field Strength under normal conditions

FCC RULES PART 15, SUBPART B

EUT:	Wireless Multimedia System
MODEL NO.:	WMS 100 Receiver (Wireless)
Approval Holder:	YUAN High-Tech Development Co., Ltd.
Test Site / Operator:	ETS / Dennis
Temperature/Voltage:	Temp.: 23°C/ Unom.: 120 VAC (AC/DC ADAPTOR)
Test Specification:	according to subpart B
Comment 1:	Dist.: 3m, Ant.: HL 223, ampl.
	Freq:759.519MHz Emax:42.97dBµV/m RBW: 100 kHz

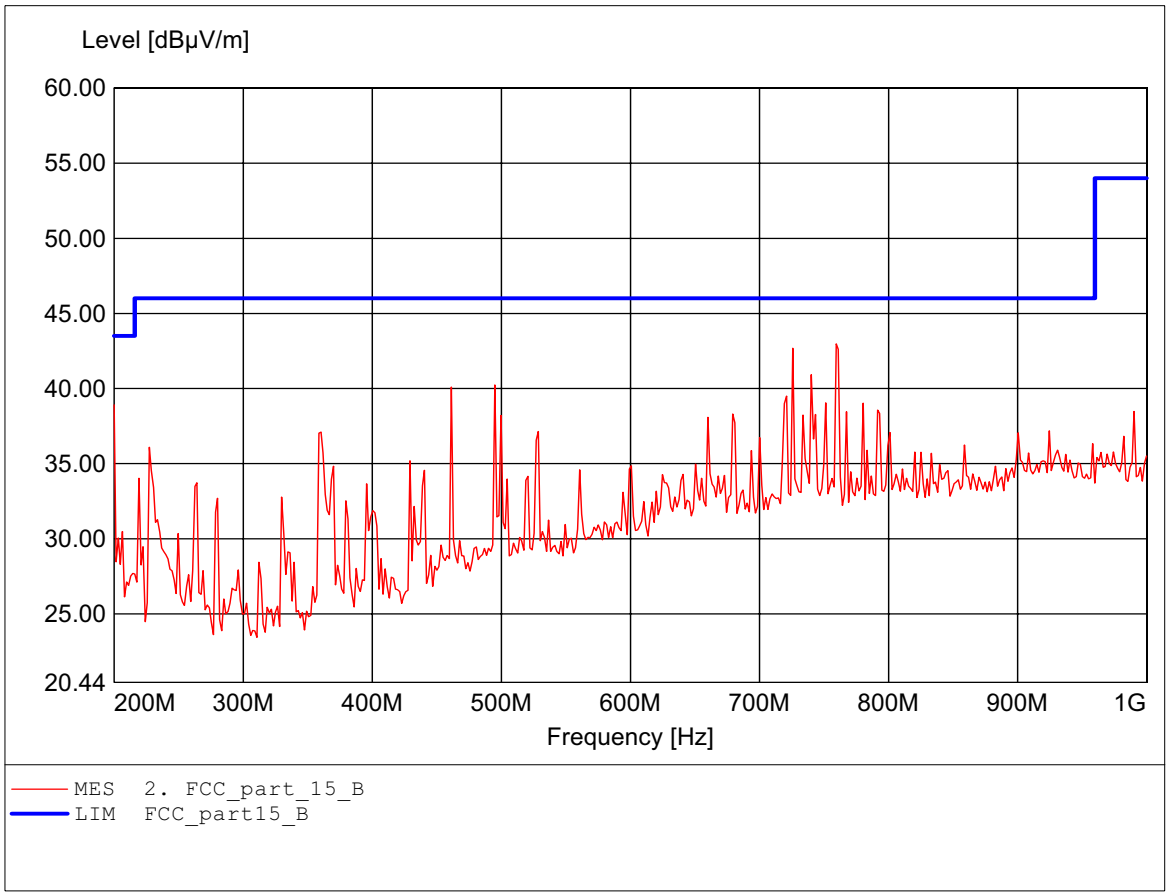

Appendix I

Spurious Emission related to AC power line

EMI voltage test in the ac-mains according to FCC Part 15

Class B

EUT:	Wireless Multimedia System
Approval Holder:	WANHighTechDevelopment Co., Ltd.
Operating Condition:	Unom : 120 VAC (ac/dc adaptor) , Tnom : 23.6°C
Test Site:	ETS
Operator:	Catey
Test Specification:	V-network: ESH3-Z5 N
Comment:	model: WMS 100 Receiver (Line) mode: active

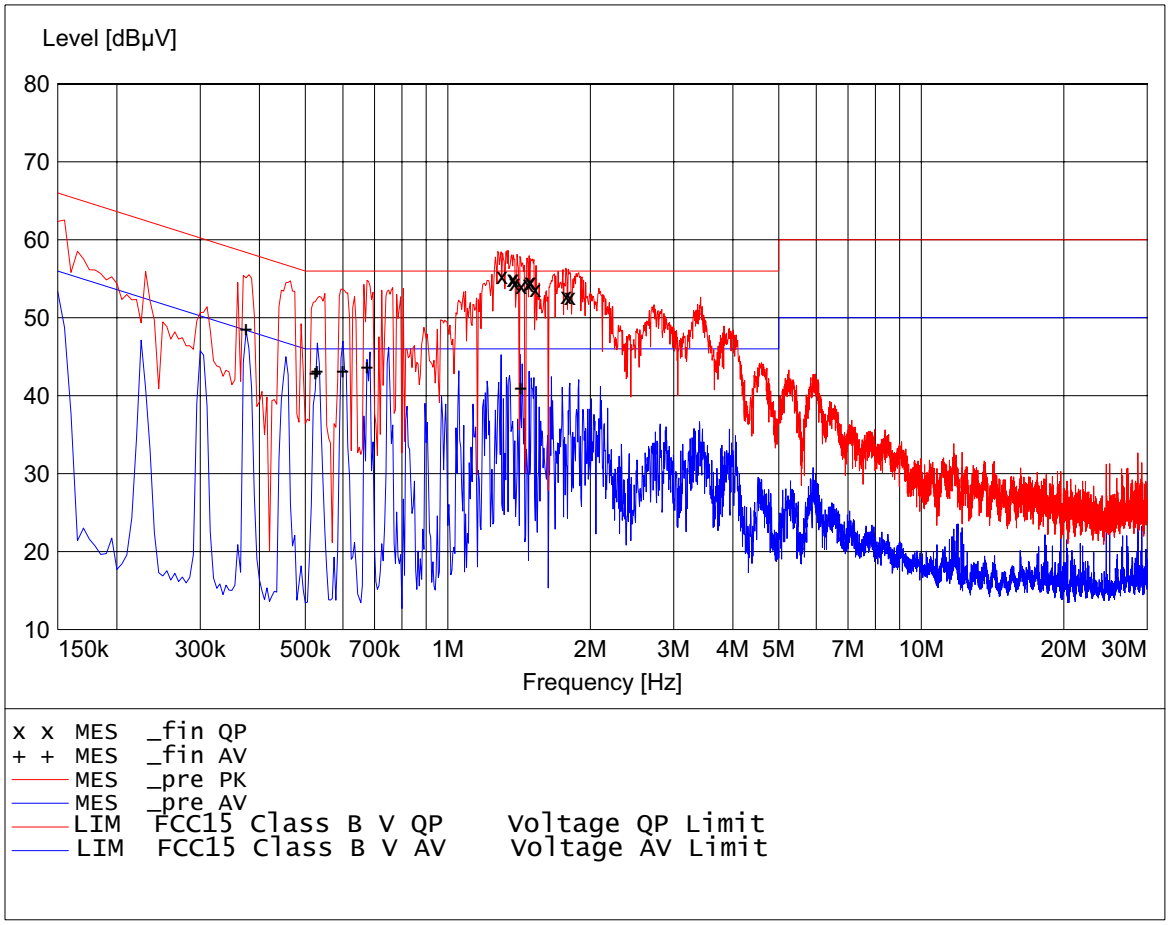

EMI voltage test in the ac-mains according to FCC Part 15

Class B

EUT: Wireless Multimedia System
Approval Holder: YUAN High-Tech Development Co., Ltd.
Operating Condition: Unom : 120 VAC (ac/dc adaptor) , Tnom : 23.6°C
Test Site: ETS
Operator: Catey
Test Specification: V-network: ESH3-Z5 N
Comment: model: WMS 100 Receiver (Line) mode: active

MEASUREMENT RESULT: "_fin AV"

12/19/05 5:27PM

Frequency MHz	Level dBµV	Transd dB	Limit dBµV	Margin dB	Line	PE
0.375000	47.70	19.5	48	0.3	---	---
0.525000	45.00	19.5	46	1.0	---	---
0.530000	45.30	19.5	46	0.7	---	---
0.600000	45.30	19.5	46	0.7	---	---
0.675000	45.80	19.5	46	0.2	---	---
0.755000	44.20	19.5	46	1.8	---	---
1.425000	43.10	19.5	46	2.9	---	---

MEASUREMENT RESULT: "_fin QP"

12/19/05 5:27PM

Frequency MHz	Level dBµV	Transd dB	Limit dBµV	Margin dB	Line	PE
1.300000	55.40	19.5	56	0.6	---	---
1.370000	55.80	19.5	56	0.2	---	---
1.385000	55.20	19.5	56	0.8	---	---
1.430000	55.60	19.5	56	0.4	---	---
1.480000	55.40	19.5	56	0.6	---	---
1.495000	55.50	19.5	56	0.5	---	---
1.530000	56.00	19.5	56	0.0	---	---
1.780000	55.10	19.5	56	0.9	---	---

EMI voltage test in the ac-mains according to FCC Part 15

Class B

EUT:	Wireless Multimedia System
Approval Holder:	WAN HighTech Development Co., Ltd.
Operating Condition:	Unom : 120 VAC (ac/dc adaptor) , Tnom : 23.6C
Test Site:	ETS
Operator:	Catey
Test Specification:	V-network: ESH3-Z5 L1
Comment:	model: WMS 100 Receiver (Line) mode: active

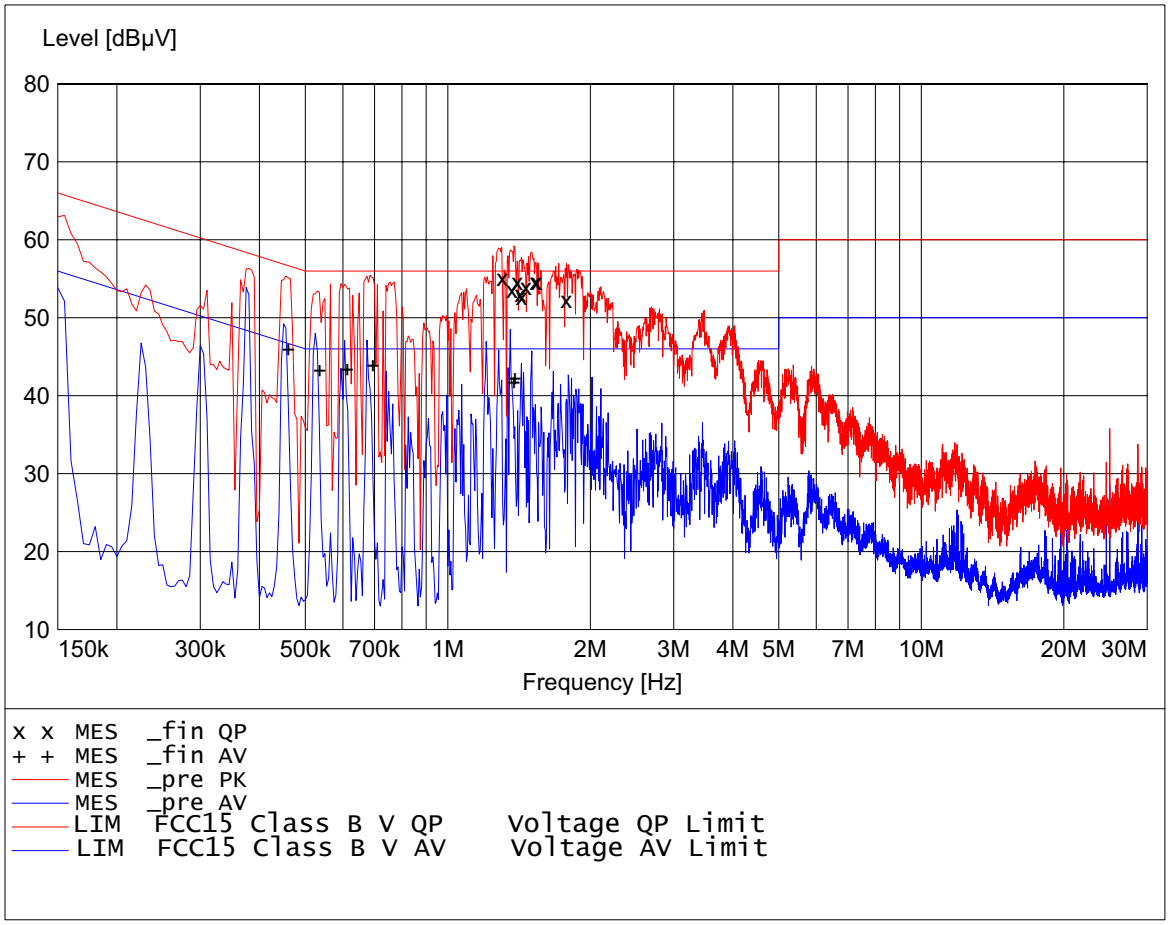

EMI voltage test in the ac-mains according to FCC Part 15

Class B

EUT:	Wireless Multimedia System
Approval Holder:	YUAN High-Tech Development Co., Ltd.
Operating Condition:	Unom : 120 VAC (ac/dc adaptor) , Tnom : 23.6°C
Test Site:	ETS
Operator:	Catey
Test Specification:	V-network: ESH3-Z5 L1
Comment:	model: WMS 100 Receiver (Line) mode: active

MEASUREMENT RESULT: "_fin AV"

12/19/05 5:09PM

Frequency MHz	Level dBµV	Transd dB	Limit dBµV	Margin dB	Line	PE
0.450000	46.10	19.5	47	0.9	---	---
0.525000	45.80	19.5	46	0.2	---	---
0.600000	45.70	19.5	46	0.3	---	---
0.605000	45.70	19.5	46	0.3	---	---
0.680000	45.20	19.5	46	0.8	---	---
1.355000	45.10	19.5	46	0.9	---	---

MEASUREMENT RESULT: "_fin QP"

12/19/05 5:09PM

Frequency MHz	Level dBµV	Transd dB	Limit dBµV	Margin dB	Line	PE
1.275000	55.40	19.5	56	0.6	---	---
1.335000	55.50	19.5	56	0.5	---	---
1.370000	55.40	19.5	56	0.6	---	---
1.390000	56.00	19.5	56	0.0	---	---
1.400000	55.70	19.5	56	0.3	---	---
1.430000	55.10	19.5	56	0.9	---	---
1.495000	55.50	19.5	56	0.5	---	---
1.505000	55.50	19.5	56	0.5	---	---
1.780000	55.30	19.5	56	0.7	---	---

EMI voltage test in the ac-mains according to FCC Part 15

Class B

EUT:	Wireless Multimedia System
Approval Holder:	YUAN High-Tech Development Co., Ltd.
Operating Condition:	Unom : 120VAC (ac/dc adaptor) , Tnom : 23 °C
Test Site:	ETS
Operator:	Pann
Test Specification:	V-network: ESH3-Z5 N
Comment:	model: WMS 100 Receiver (Wireless) mode: active

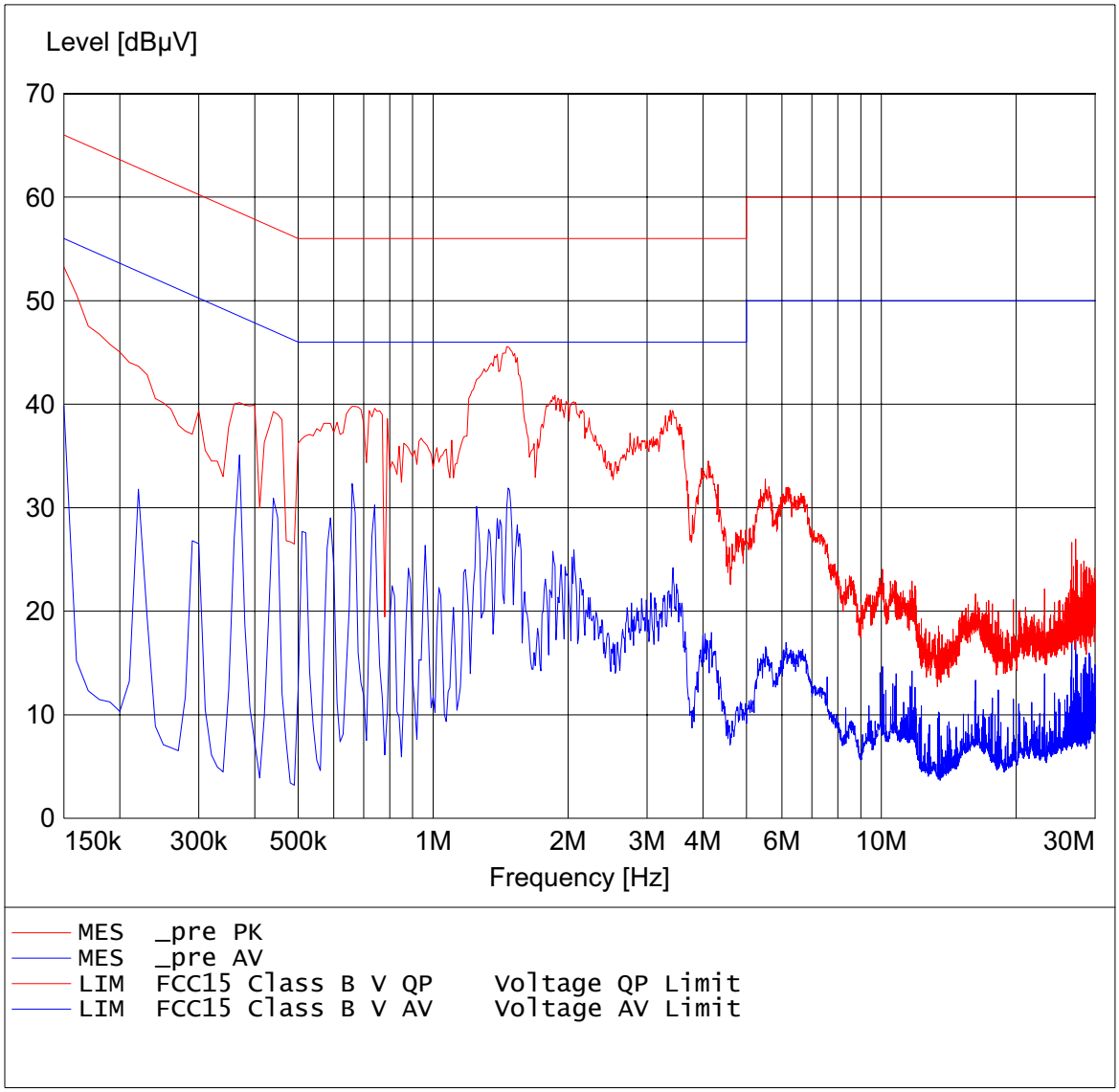

EMI voltage test in the ac-mains according to FCC Part 15

Class B

EUT:	Wireless Multimedia System
Approval Holder:	YUAN High-Tech Development Co., Ltd.
Operating Condition:	Unom : 120VAC (ac/dc adaptor) , Tnom : 23 °C
Test Site:	ETS
Operator:	Pann
Test Specification:	V-network: ESH3-Z5 L1
Comment:	model: WMS 100 Receiver (Wireless) mode: active

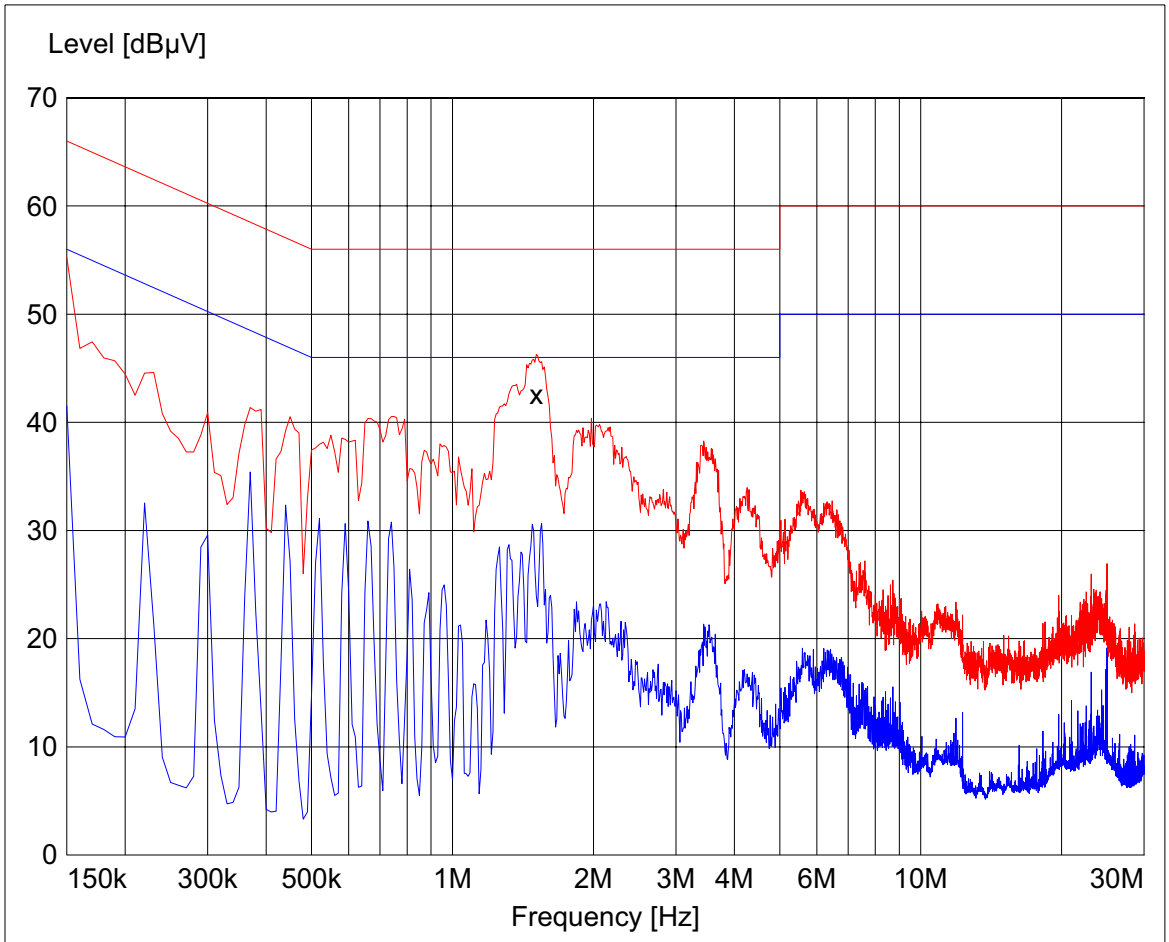

x x MES _fin QP
MES _pre PK
MES _pre AV
LIM FCC15 Class B V QP Voltage QP Limit
LIM FCC15 Class B V AV Voltage AV Limit

EMI voltage test in the ac-mains according to FCC Part 15

Class B

EUT:	Wireless Multimedia System
Approval Holder:	YUAN High-Tech Development Co., Ltd.
Operating Condition:	Unom : 120VAC (ac/dc adaptor) , Tnom : 23 °C
Test Site:	ETS
Operator:	Pann
Test Specification:	V-network: ESH3-Z5 L1
Comment:	model: WMS 100 Receiver (Wireless) mode: active

MEASUREMENT RESULT: "_fin QP"

11/25/05 6:27PM

Frequency MHz	Level dBµV	Transd dB	Limit dBµV	Margin dB	Line	PE
1.510000	42.60	10.1	56	13.4	---	---

Appendix J

Pictures