TEST REPORT

Report No.: TWN2604407-02E

Applicant: Eastern Times Technology Co.,Ltd

Product: WIRELESS MECHANICAL KEYBOARD

Model No.: S168, ET-8986

Trademark: REDRAGON

Test Standards: FCC Part 15.249

Test result: It is herewith confirmed and found to comply with the requirements set up by ANSI C63.10 & FCC Part 15 Subpart C, Paragraph 15.249 regulations for the evaluation of electromagnetic compatibility

Approved By

Terry Tang

Terry Tang

Manager

Dated: May 11, 2026

Results appearing herein relate only to the sample tested
The technical reports is issued errors and omissions exempt and is subject to withdrawal at

SHENZHEN TIMEWAY TESTING LABORATORIES

Zone C, 1st Floor, Block B, Jun Xiang Da Building, Zhongshan Park Road West, Tong Le Village, Nanshan District, Shenzhen, China
Tel (755) 83448688, Fax (755) 83442996, E-Mail:info@timeway-lab.com

Special Statement:

FCC-Registration No.: 744189

The EMC Laboratory has been registered and fully described in a report filed with the (FCC) Federal Communications commission. The acceptance letter from the FCC is maintained in our files. Registration No.: 744189.

ISED—Registration No.:5205A

The EMC Laboratory has been registered by Certification and Engineering Bureau of ISED for radio equipment testing with Registration No.: 5205A.

A2LA (Certification Number:5013.01)

The EMC Laboratory has been accredited by the American Association for Laboratory Accreditation (A2LA). Certification Number:5013.01

CAB identifier: CN0033

FCC Designation Number: CN1251

The report refers only to the sample tested and does not apply to the bulk.
This report is issued in confidence to the client and it will be strictly treated as such by the SHENZHEN TIMEWAY TESTING LABORATORIES. It may not be reproduced rather in its entirety or in part and it may not be used for adverting. The client to whom the report is issued may, however, show or send it . or a certified copy there of prepared by the SHENZHEN TIMEWAY TESTING LABORATORIES. to his customer. Supplier or others persons directly concerned. SHENZHEN TIMEWAY TESTING LABORATORIES. will not, without the consent of the client enter into any discussion of correspondence with any third party concerning the contents of the report.
In the event of the improper use of the report. The SHENZHEN TIMEWAY TESTING LABORATORIES. reserves the rights to withdraw it and to adopt any other remedies which may be appropriate.

Test Report Conclusion

Content

1.0	**General Details**……	4
1.1	Test Lab Details……	4
1.2	Applicant Details……	4
1.3	Description of EUT ……	4
1.4	Submitted Sample……	5
1.5	Test Duration……	5
1.6	Test Uncertainty……	5
1.7	Test By……	5
2.0	**List of Measurement Equipment**……	6
3.0	**Technical Details**……	7
3.1	Summary of Test Results……	7
3.2	Test Standards……	7
4.0	**EUT Modification**……	7
5.0	**Power Line Conducted Emission Test**……	8
5.1	Schematics of the Test……	8
5.2	Test Method and Test Procedure……	8
5.3	Configuration of the EUT……	8
5.4	EUT Operating Condition……	9
5.5	Conducted Emission Limit……	9
5.6	Test Result……	9
6.0	**Radiated Emission test**……	12
6.1	Test Method and Test Procedure……	12
6.2	Configuration of the EUT……	13
6.3	EUT Operation Condition……	13
6.4	Radiated Emission Limit……	13
6.5	Test Result……	15
7.0	**Band Edge**……	23
7.1	Test Method and Test Procedure……	23
7.2	Radiated Test Setup……	23
7.3	Configuration of the EUT……	23
7.4	EUT Operating Condition……	23
7.5	Band Edge Limit……	23
7.6	Band Edge Test Result……	24
8.0	**Antenna Requirement**……	28
9.0	**20dB bandwidth measurement**……	29
10.0	**FCC ID Label**……	33
11.0	**Photo of Test Setup and EUT View**……	34

The report refers only to the sample tested and does not apply to the bulk.
This report is issued in confidence to the client and it will be strictly treated as such by the SHENZHEN TIMEWAY TESTING LABORATORIES. It may not be reproduced rather in its entirety or in part and it may not be used for adverting. The client to whom the report is issued may, however, show or send it . or a certified copy there of prepared by the SHENZHEN TIMEWAY TESTING LABORATORIES. to his customer. Supplier or others persons directly concerned. SHENZHEN TIMEWAY TESTING LABORATORIES. will not, without the consent of the client enter into any discussion of correspondence with any third party concerning the contents of the report.
In the event of the improper use of the report. The SHENZHEN TIMEWAY TESTING LABORATORIES. reserves the rights to withdraw it and to adopt any other remedies which may be appropriate.

1.0 General Details

1.1 Test Lab Details

Name: SHENZHEN TIMEWAY TESTING LABORATORIES.

Address: Zone C, 1st Floor, Block B, Jun Xiang Da Building, Zhongshan Park Road West, Tong Le Village, Nanshan District, Shenzhen, China

Telephone: (755) 83448688

Fax: (755) 83442996

Site on File with the Federal Communications Commission – United States

Registration Number: 744189

For 3m Anechoic Chamber

1.2 Applicant Details

Applicant: Eastern Times Technology Co.,Ltd

Address: Building D, Nan An Industrial Area, Youganpu Village, Fenggang Town, Dongguan City, Guangdong, China.

1.3 Description of EUT

Product:	WIRELESS MECHANICAL KEYBOARD
Manufacturer:	Eastern Times Technology Co.,Ltd
Address:	Building D, Nan An Industrial Area, Youganpu Village, Fenggang Town, Dongguan City, Guangdong, China.
Trademark:	REDRAGON
Model Number:	S168
Additional Model Name	ET-8986
Rating:	Input: DC5V, 660mA or DC3.7V, 210mA
Battery:	DC3.7V, 4000mAh Li-ion battery
Hardware Version:	8986-F TX V1
Software Version:	141C
Serial No.:	RDS16826021500217
Modulation Type:	GFSK
Operation Frequency:	2402-2480MHz (Bluetooth Low Energy)
Number of Channels:	40
Channel Separation:	2MHz
Antenna Designation:	PCB antenna with gain 2.08dBi maximum (Get from the antenna specification)

1.4 Submitted Sample: 2 Samples

The report refers only to the sample tested and does not apply to the bulk.
This report is issued in confidence to the client and it will be strictly treated as such by the SHENZHEN TIMEWAY TESTING LABORATORIES. It may not be reproduced rather in its entirety or in part and it may not be used for adverting. The client to whom the report is issued may, however, show or send it . or a certified copy there of prepared by the SHENZHEN TIMEWAY TESTING LABORATORIES. to his customer. Supplier or others persons directly concerned. SHENZHEN TIMEWAY TESTING LABORATORIES. will not, without the consent of the client enter into any discussion of correspondence with any third party concerning the contents of the report.
In the event of the improper use of the report. The SHENZHEN TIMEWAY TESTING LABORATORIES. reserves the rights to withdraw it and to adopt any other remedies which may be appropriate.

1.5 Test Duration

2026-04-08 to 2026-05-11

1.6 Test Uncertainty

Conducted Emissions Uncertainty =3.6dB

Radiated Emissions below 1GHz Uncertainty =4.7dB

Radiated Emissions above 1GHz Uncertainty =6.0dB

Conducted Power Uncertainty =6.0dB

Occupied Channel Bandwidth Uncertainty =5%

Conducted Emissions Uncertainty =3.6dB

Note: The measurement uncertainty is for coverage factor of k=2 and a level of confidence of 95%.

1.7 Test Engineer

The sample tested by _____

Print Name: Andy Xing

The report refers only to the sample tested and does not apply to the bulk.
This report is issued in confidence to the client and it will be strictly treated as such by the SHENZHEN TIMEWAY TESTING LABORATORIES. It may not be reproduced rather in its entirety or in part and it may not be used for adverting. The client to whom the report is issued may, however, show or send it . or a certified copy there of prepared by the SHENZHEN TIMEWAY TESTING LABORATORIES. to his customer. Supplier or others persons directly concerned. SHENZHEN TIMEWAY TESTING LABORATORIES. will not, without the consent of the client enter into any discussion of correspondence with any third party concerning the contents of the report.
In the event of the improper use of the report. The SHENZHEN TIMEWAY TESTING LABORATORIES. reserves the rights to withdraw it and to adopt any other remedies which may be appropriate.

2.0 Test Equipment					
Instrument Type	Manufacturer	Model	Serial No.	Date of Cal.	Due Date
ESPI Test Receiver	R&S	ESPI 3	100379	2025-07-11	2026-07-10
LISN	R&S	EZH3-Z5	100294	2025-07-11	2026-07-10
LISN	R&S	EZH3-Z5	100253	2025-07-11	2026-07-10
Impuls-Begrenzer	R&S	ESH3-Z2	100281	2025-07-11	2026-07-10
Loop Antenna	EMCO	6507	00078608	2025-07-17	2028-07-16
Spectrum	R&S	FSIQ26	100292	2025-07-11	2026-07-10
Horn Antenna	A-INFO	LB-180400-KF	J211060660	2025-07-17	2028-07-16
Horn Antenna	R&S	BBHA 9120D	9120D-631	2025-07-17	2028-07-16
Power meter	Anritsu	ML2487A	6K00003613	2025-07-11	2026-07-10
Power sensor	Anritsu	MA2491A	32263	2025-07-11	2026-07-10
Bilog Antenna	Schwarebeck	VULB9163	9163/340	2025-07-17	2028-07-16
9*6*6 Anechoic	--	--	N/A	2025-07-11	2028-07-10
EMI Test Receiver	RS	ESCS 30	834115/006	2025-07-11	2026-07-10
Spectrum	HP/Agilent	E4407B	MY50441392	2025-07-11	2026-07-10
Spectrum	RS	FSP	1164.4391.38	2025-07-11	2026-07-10
RF Cable	Zhengdi	ZT26-NJ-NJ-8M/FA	--	2025-07-11	2026-07-10
RF Cable	Zhengdi	7m	--	2025-07-11	2026-07-10
Pre-Amplifier	Schwarebeck	BBV9743	#218	2025-07-11	2026-07-10
Pre-Amplifier	HP/Agilent	8449B	3008A00160	2025-07-11	2026-07-10
LISN	SCHAFFNER	NNB42	00012	2025-07-11	2026-07-10
LISN	R&S	EZH3-Z5	100294	2025-07-11	2026-07-10

2.2 Automation Test Software

For Conducted Emission Test

Name	Version
EZ-EMC	Ver.EMC-CON 3A1.1

For Radiated Emissions

Name	Version
EMI Test Software BL410-EV18.91	V18.905
EMI Test Software BL410-EV18.806 High Frequency	V18.06

The report refers only to the sample tested and does not apply to the bulk.
This report is issued in confidence to the client and it will be strictly treated as such by the SHENZHEN TIMEWAY TESTING LABORATORIES. It may not be reproduced rather in its entirety or in part and it may not be used for adverting. The client to whom the report is issued may, however, show or send it . or a certified copy there of prepared by the SHENZHEN TIMEWAY TESTING LABORATORIES. to his customer. Supplier or others persons directly concerned. SHENZHEN TIMEWAY TESTING LABORATORIES. will not, without the consent of the client enter into any discussion of correspondence with any third party concerning the contents of the report.
In the event of the improper use of the report. The SHENZHEN TIMEWAY TESTING LABORATORIES. reserves the rights to withdraw it and to adopt any other remedies which may be appropriate.

3.0 Technical Details

3.1 Summary of test results

The EUT has been tested according to the following specifications:

Standard	Test Type	Result	Notes
FCC Part 15, Paragraph 15.203	Antenna Requirement	Pass	Complies
FCC Part 15, Paragraph 15.207	Conducted Emission Test	Pass	Complies
FCC Part 15 Subpart C Paragraph 15.249(a) & 15.249(b) Limit	Field Strength of Fundamental	Pass	Complies
FCC Part 15, Paragraph 15.209	Radiated Emission Test	Pass	Complies
FCC Part 15 Subpart C Paragraph 15.249(d) Limit	Band Edge Test	Pass	Complies
FCC Part 15.215(c)	20dB bandwidth	Pass	Complies

3.2 Test Standards

FCC Part 15 Subpart C, Paragraph 15.249 and ANSI C63.10-2020+Cor 1-2023+C63.10a-2024 + Errata to C63.10a-2024

4.0 EUT Modification

No modification by SHENZHEN TIMEWAY TESTING LABORATORIES

The report refers only to the sample tested and does not apply to the bulk.
This report is issued in confidence to the client and it will be strictly treated as such by the SHENZHEN TIMEWAY TESTING LABORATORIES. It may not be reproduced rather in its entirety or in part and it may not be used for adverting. The client to whom the report is issued may, however, show or send it . or a certified copy there of prepared by the SHENZHEN TIMEWAY TESTING LABORATORIES. to his customer. Supplier or others persons directly concerned. SHENZHEN TIMEWAY TESTING LABORATORIES. will not, without the consent of the client enter into any discussion of correspondence with any third party concerning the contents of the report.
In the event of the improper use of the report. The SHENZHEN TIMEWAY TESTING LABORATORIES. reserves the rights to withdraw it and to adopt any other remedies which may be appropriate.

5.0 Power Line Conducted Emission Test

5.1 Schematics of the test

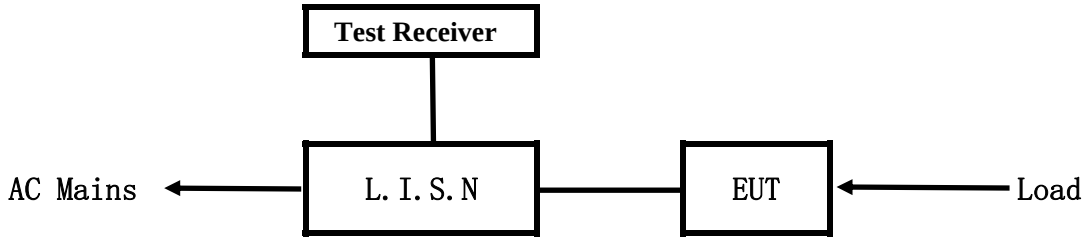

EUT: Equipment Under Test

5.2 Test Method and test Procedure

The EUT was tested according to ANSI C63.10-2020+Cor 1-2023+C63.10a-2024 + Errata to C63.10a-2024.The Frequency spectrum from 0.15MHz to 30MHz was investigated. The LISN used was 50ohm/50uH as specified by section 5.1 of ANSI C63.10-2020+Cor 1-2023+C63.10a-2024 + Errata to C63.10a-2024.

Test Voltage: 120V~, 60Hz

Block diagram of Test setup

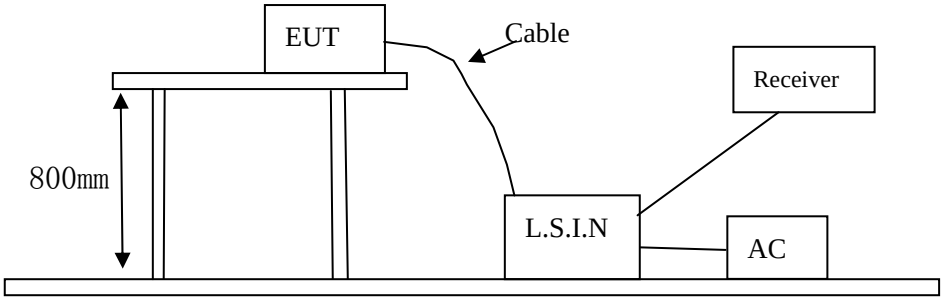

5.3 Configuration of the EUT

The EUT was configured according to ANSI C63.10-2020+Cor 1-2023+C63.10a-2024 + Errata to C63.10a-2024. All interface ports were connected to the appropriate peripherals. All peripherals and cables are listed below.

A. EUT

Device	Manufacturer	Model	FCC ID
WIRELESS MECHANICAL KEYBOARD	Eastern Times Technology Co.,Ltd	S168, ET-8986	TUVET-8986F

The report refers only to the sample tested and does not apply to the bulk.
This report is issued in confidence to the client and it will be strictly treated as such by the SHENZHEN TIMEWAY TESTING LABORATORIES. It may not be reproduced rather in its entirety or in part and it may not be used for adverting. The client to whom the report is issued may, however, show or send it . or a certified copy there of prepared by the SHENZHEN TIMEWAY TESTING LABORATORIES. to his customer. Supplier or others persons directly concerned. SHENZHEN TIMEWAY TESTING LABORATORIES. will not, without the consent of the client enter into any discussion of correspondence with any third party concerning the contents of the report.
In the event of the improper use of the report. The SHENZHEN TIMEWAY TESTING LABORATORIES. reserves the rights to withdraw it and to adopt any other remedies which may be appropriate.

B. Internal Device

Device	Manufacturer	Model	FCC ID/DOC
N/A			

C. Peripherals

Device	Manufacturer	Model	Rating
Power Supply	Xiaomi	CDQ02ZM	Input: 100-240V~, 50/60Hz, 1.2A; Output: DC5V, 3A; DC9V, 3A; DC12V, 3A; DC15V, 3A; DC20V, 2.25A;
PC	HP	HSN-Q38C-4	Input: DC20V, 3.25A

5.4 EUT Operating Condition

Operating condition is according to ANSI C63.10-2020+Cor 1-2023+C63.10a-2024 + Errata to C63.10a-2024

A Setup the EUT and simulators as shown on follow

B Enable AF signal and confirm EUT active to normal condition

5.5 Power line conducted Emission Limit according to Paragraph 15.207

Frequency (MHz)	Limits (dB μ V)	
	Quasi-peak Level	Average Level
0.15 ～ 0.50	66.0～56.0*	56.0～46.0*
0.50 ～ 5.00	56.0	46.0
5.00 ～30.00	60.0	50.0

Notes: 1. *Decreasing linearly with logarithm of frequency.
2. The tighter limit shall apply at the transition frequencies

5.6 Test Results:

The report refers only to the sample tested and does not apply to the bulk.
This report is issued in confidence to the client and it will be strictly treated as such by the SHENZHEN TIMEWAY TESTING LABORATORIES. It may not be reproduced rather in its entirety or in part and it may not be used for adverting. The client to whom the report is issued may, however, show or send it . or a certified copy there of prepared by the SHENZHEN TIMEWAY TESTING LABORATORIES. to his customer. Supplier or others persons directly concerned. SHENZHEN TIMEWAY TESTING LABORATORIES. will not, without the consent of the client enter into any discussion of correspondence with any third party concerning the contents of the report.
In the event of the improper use of the report. The SHENZHEN TIMEWAY TESTING LABORATORIES. reserves the rights to withdraw it and to adopt any other remedies which may be appropriate.

A: Conducted Emission on Live Terminal (150kHz to 30MHz)

EUT Operating Environment

Temperature: 25℃ Humidity: 65%RH Atmospheric Pressure: 101 kPa

EUT set Condition: Charging + Communication by BT

Results: Pass

Please refer to following diagram for individual

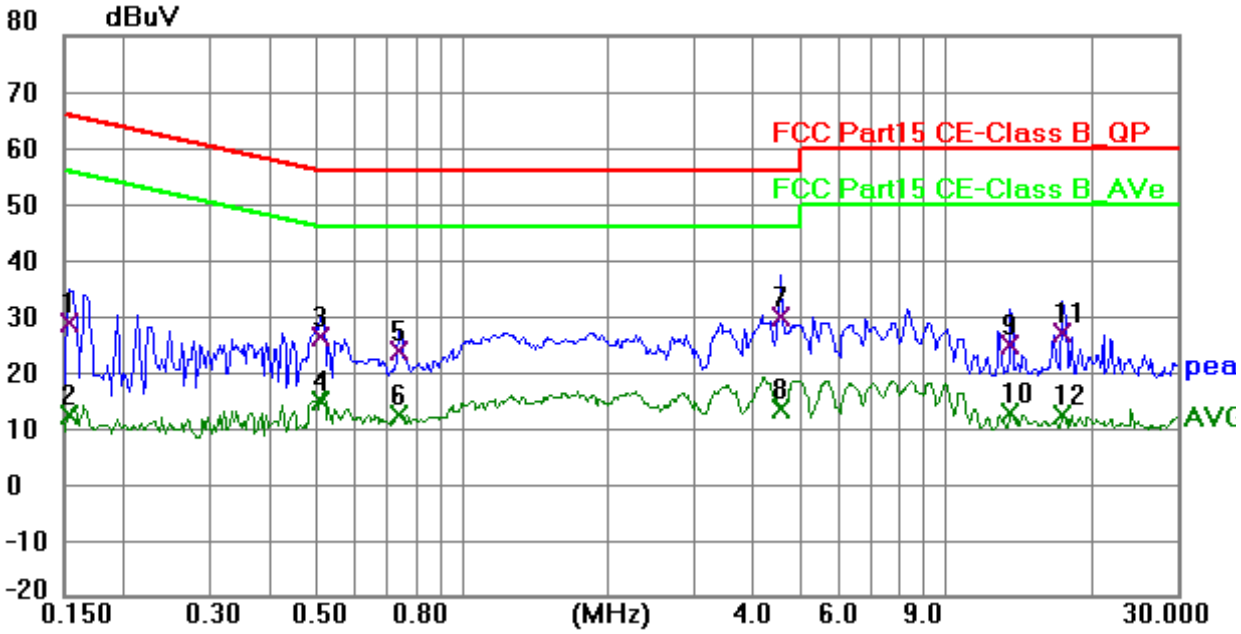

No.	Frequency (MHz)	Reading (dBuV)	Factor (dB)	Level (dBuV)	Limit (dBuV)	Margin (dB)	Detector	P/F
1	0.1539	18.48	10.16	28.64	65.79	-37.15	QP	P
2	0.1539	2.32	10.16	12.48	55.79	-43.31	AVG	P
3	0.5088	15.78	10.38	26.16	56.00	-29.84	QP	P
4	0.5088	4.38	10.38	14.76	46.00	-31.24	AVG	P
5	0.7389	13.23	10.38	23.61	56.00	-32.39	QP	P
6	0.7389	2.00	10.38	12.38	46.00	-33.62	AVG	P
7	4.5678	19.65	10.25	29.90	56.00	-26.10	QP	P
8	4.5678	3.31	10.25	13.56	46.00	-32.44	AVG	P
9	13.6119	14.42	10.41	24.83	60.00	-35.17	QP	P
10	13.6119	2.12	10.41	12.53	50.00	-37.47	AVG	P
11	17.4338	16.37	10.45	26.82	60.00	-33.18	QP	P
12	17.4338	1.89	10.45	12.34	50.00	-37.66	AVG	P

The report refers only to the sample tested and does not apply to the bulk.
This report is issued in confidence to the client and it will be strictly treated as such by the SHENZHEN TIMEWAY TESTING LABORATORIES. It may not be reproduced rather in its entirety or in part and it may not be used for adverting. The client to whom the report is issued may, however, show or send it . or a certified copy there of prepared by the SHENZHEN TIMEWAY TESTING LABORATORIES. to his customer. Supplier or others persons directly concerned. SHENZHEN TIMEWAY TESTING LABORATORIES. will not, without the consent of the client enter into any discussion of correspondence with any third party concerning the contents of the report.
In the event of the improper use of the report. The SHENZHEN TIMEWAY TESTING LABORATORIES. reserves the rights to withdraw it and to adopt any other remedies which may be appropriate.

B: Conducted Emission on Neutral Terminal (150kHz to 30MHz)

EUT Operating Environment

Temperature: 25℃ Humidity: 65%RH Atmospheric Pressure: 101 kPa

EUT set Condition: Charging + Communication by BT

Results: Pass

Please refer to following diagram for individual

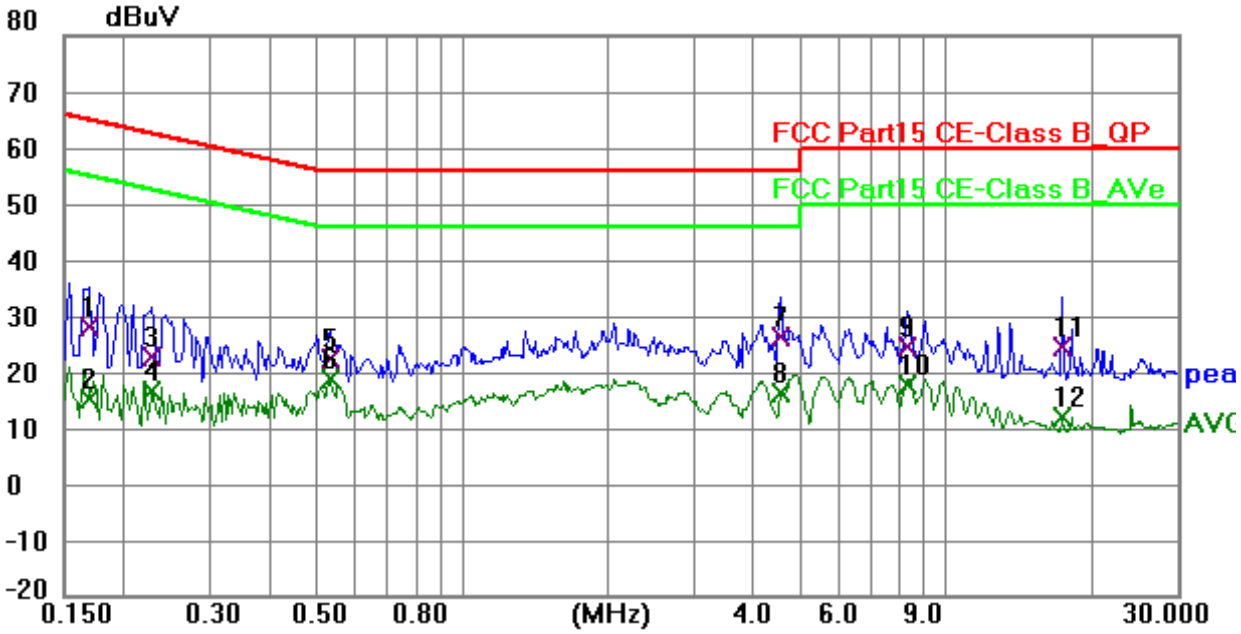

No.	Frequency (MHz)	Reading (dBuV)	Factor (dB)	Level (dBuV)	Limit (dBuV)	Margin (dB)	Detector	P/F
1	0.1695	17.82	10.14	27.96	64.98	-37.02	QP	P
2	0.1695	4.96	10.14	15.10	54.98	-39.88	AVG	P
3	0.2280	12.63	10.14	22.77	62.52	-39.75	QP	P
4	0.2280	6.61	10.14	16.75	52.52	-35.77	AVG	P
5	0.5322	12.05	10.38	22.43	56.00	-33.57	QP	P
6	0.5322	8.51	10.38	18.89	46.00	-27.11	AVG	P
7	4.5483	15.88	10.25	26.13	56.00	-29.87	QP	P
8	4.5483	6.12	10.25	16.37	46.00	-29.63	AVG	P
9	8.2805	14.37	10.27	24.64	60.00	-35.36	QP	P
10	8.2805	7.52	10.27	17.79	50.00	-32.21	AVG	P
11	17.4183	13.87	10.45	24.32	60.00	-35.68	QP	P
12	17.4183	1.50	10.45	11.95	50.00	-38.05	AVG	P

Note: Margin=Reading level+ Factor–Limit

Factor=LISN Factor + Cable Factor

The report refers only to the sample tested and does not apply to the bulk.
This report is issued in confidence to the client and it will be strictly treated as such by the SHENZHEN TIMEWAY TESTING LABORATORIES. It may not be reproduced rather in its entirety or in part and it may not be used for adverting. The client to whom the report is issued may, however, show or send it . or a certified copy there of prepared by the SHENZHEN TIMEWAY TESTING LABORATORIES. to his customer. Supplier or others persons directly concerned. SHENZHEN TIMEWAY TESTING LABORATORIES. will not, without the consent of the client enter into any discussion of correspondence with any third party concerning the contents of the report.
In the event of the improper use of the report. The SHENZHEN TIMEWAY TESTING LABORATORIES. reserves the rights to withdraw it and to adopt any other remedies which may be appropriate.

6 Radiated Emission Test

6.1 Test Method and test Procedure:

(1) The EUT was tested according to ANSI C63.10-2020+Cor 1-2023+C63.10a-2024 + Errata to C63.10a-2024. The radiated test was performed at Timeway EMC Laboratory. This site is on file with the FCC laboratory division, Registration No. 744189

(2) The EUT, peripherals were put on the turntable which table size is 1m x 1.5 m, table high 0.8 m. All set up is according to ANSI C63.10-2020+Cor 1-2023+C63.10a-2024 + Errata to C63.10a-2024.

(3) The frequency spectrum from 9kHz to 25 GHz was investigated. The frequency spectrum is set as follows:

Frequency	Detector	RBW	VBW	Value
9KHz-150KHz	Quasi-peak	200Hz	600Hz	Quasi-peak
150KHz-30MHz	Quasi-peak	9KHz	30KHz	Quasi-peak
30MHz-1GHz	Quasi-peak	120KHz	300KHz	Quasi-peak
Above 1GHz	Peak	1MHz	3MHz	Peak
	Peak	1MHz	10Hz	Average

(Note: for Fundamental frequency radiated emission measurement, RBW=3MHz, VBW=10MHz).
Measurements were made at 3 meters.

(4) The antenna high is varied from 1 m to 4 m high to find the maximum emission for each frequency.

(5) The antenna polarization: Vertical polarization and Horizontal polarization.

Block diagram of Test setup

For radiated emissions from 9kHz to 30MHz

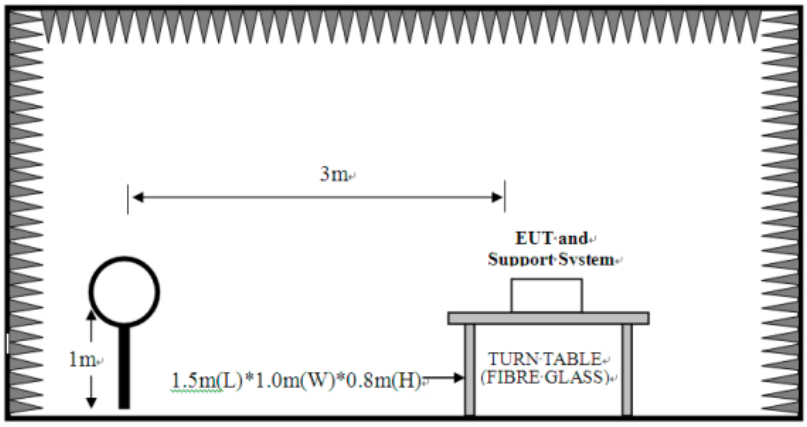

The report refers only to the sample tested and does not apply to the bulk.
This report is issued in confidence to the client and it will be strictly treated as such by the SHENZHEN TIMEWAY TESTING LABORATORIES. It may not be reproduced rather in its entirety or in part and it may not be used for adverting. The client to whom the report is issued may, however, show or send it . or a certified copy there of prepared by the SHENZHEN TIMEWAY TESTING LABORATORIES. to his customer. Supplier or others persons directly concerned. SHENZHEN TIMEWAY TESTING LABORATORIES. will not, without the consent of the client enter into any discussion of correspondence with any third party concerning the contents of the report.
In the event of the improper use of the report. The SHENZHEN TIMEWAY TESTING LABORATORIES. reserves the rights to withdraw it and to adopt any other remedies which may be appropriate.

For radiated emissions from 30MHz to1GHz

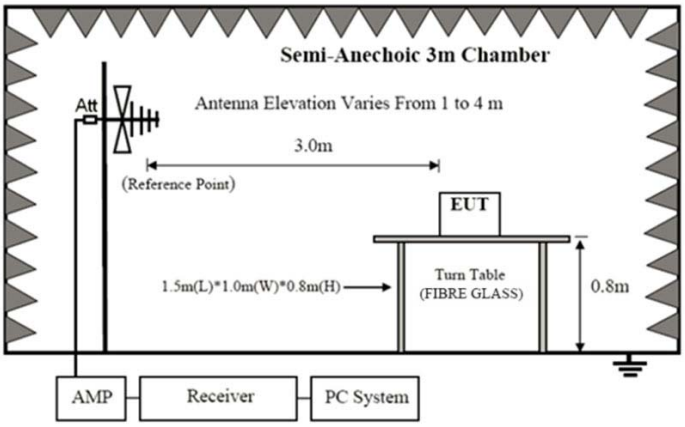

For radiated emissions above 1GHz

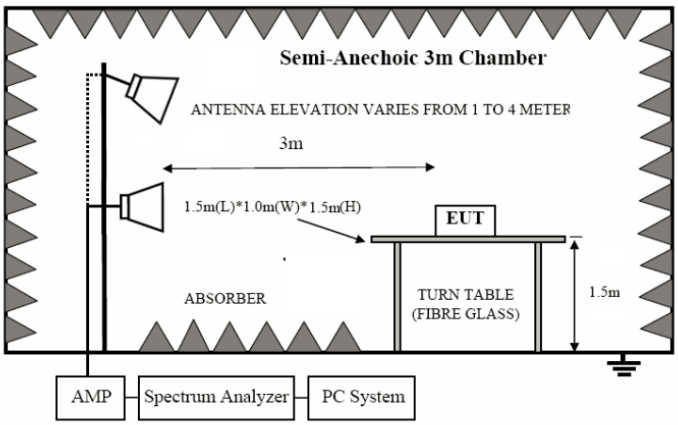

6.2 Configuration of the EUT

Same as section 5.3 of this report

6.3 EUT Operating Condition

Same as section 5.4 of this report.

6.4 Radiated Emission Limit

All emission from a digital device, including any network of conductors and apparatus connected thereto, shall not exceed the level of field strength specified below:

Emissions radiated outside of the specified frequency bands, except for harmonics, shall be attenuated by at least 50 dB below the level of the fundamental or to the general radiated emission limits in § 15.209, whichever is the lesser attenuation.

The report refers only to the sample tested and does not apply to the bulk.
This report is issued in confidence to the client and it will be strictly treated as such by the SHENZHEN TIMEWAY TESTING LABORATORIES. It may not be reproduced rather in its entirety or in part and it may not be used for adverting. The client to whom the report is issued may, however, show or send it . or a certified copy there of prepared by the SHENZHEN TIMEWAY TESTING LABORATORIES. to his customer. Supplier or others persons directly concerned. SHENZHEN TIMEWAY TESTING LABORATORIES. will not, without the consent of the client enter into any discussion of correspondence with any third party concerning the contents of the report.
In the event of the improper use of the report. The SHENZHEN TIMEWAY TESTING LABORATORIES. reserves the rights to withdraw it and to adopt any other remedies which may be appropriate.

A FCC Part 15 Subpart C Paragraph 15.249(a) Limit

Fundamental Frequency (MHz)	Field Strength of Fundamental (3m)			Field Strength of Harmonics (3m)		
	mV/m	**dBuV/m**		**uV/m**	**dBuV/m**	
2400-2483.5	50	94 (Average)	114 (Peak)	500	54 (Average)	74 (Peak)

Note: 1. RF Field Strength (dBuV) = 20 log RF Voltage (uV)
2.Distance refers to the distance in meters between the measuring instrument antenna and the closed point of any part of the device or system.
3. The emission limit in this paragraph is based on measurement instrumentation employing an average detector.

B. Frequencies in restricted band are complied to limit on Paragraph 15.209.

Frequency Range (MHz)	Distance (m)	Field strength (dB μ V/m)
0.009-0.490	3	20log(2400/F(kHz)) +40log (300/3)
0.490-1.705	3	20log(24000/F(kHz)) +40log (30/3)
1.705-30	3	69.5
30-80	3	40.0
88-216	3	43.5
216-960	3	46.0
Above 960	3	54.0

Note: 1. RF Voltage (dBuV) = 20 log RF Voltage (uV)
2. In the Above Table, the tighter limit applies at the band edges.
3. Distance refers to the distance in meters between the measuring instrument antenna and the EUT
4. All scanning using PK detector. And the final emission level was get using QP detector for frequency range from 30-1000MHz.As to 1G-25G, the final emission level got using PK. For fundamental measurement, PK detector used.
5. Battery fully charged was used during the test.
6. For the radiated emissions from 30MHz-1000MHz, only the worst case was recorded and the middle channel (2440MHz) was the worst case.

The report refers only to the sample tested and does not apply to the bulk.
This report is issued in confidence to the client and it will be strictly treated as such by the SHENZHEN TIMEWAY TESTING LABORATORIES. It may not be reproduced rather in its entirety or in part and it may not be used for adverting. The client to whom the report is issued may, however, show or send it . or a certified copy there of prepared by the SHENZHEN TIMEWAY TESTING LABORATORIES. to his customer. Supplier or others persons directly concerned. SHENZHEN TIMEWAY TESTING LABORATORIES. will not, without the consent of the client enter into any discussion of correspondence with any third party concerning the contents of the report.
In the event of the improper use of the report. The SHENZHEN TIMEWAY TESTING LABORATORIES. reserves the rights to withdraw it and to adopt any other remedies which may be appropriate.

6.5 Test result

A Fundamental & Harmonics Radiated Emission Data

Please refer to the following test plots for details: Low Channel-2402MHz

Horizontal

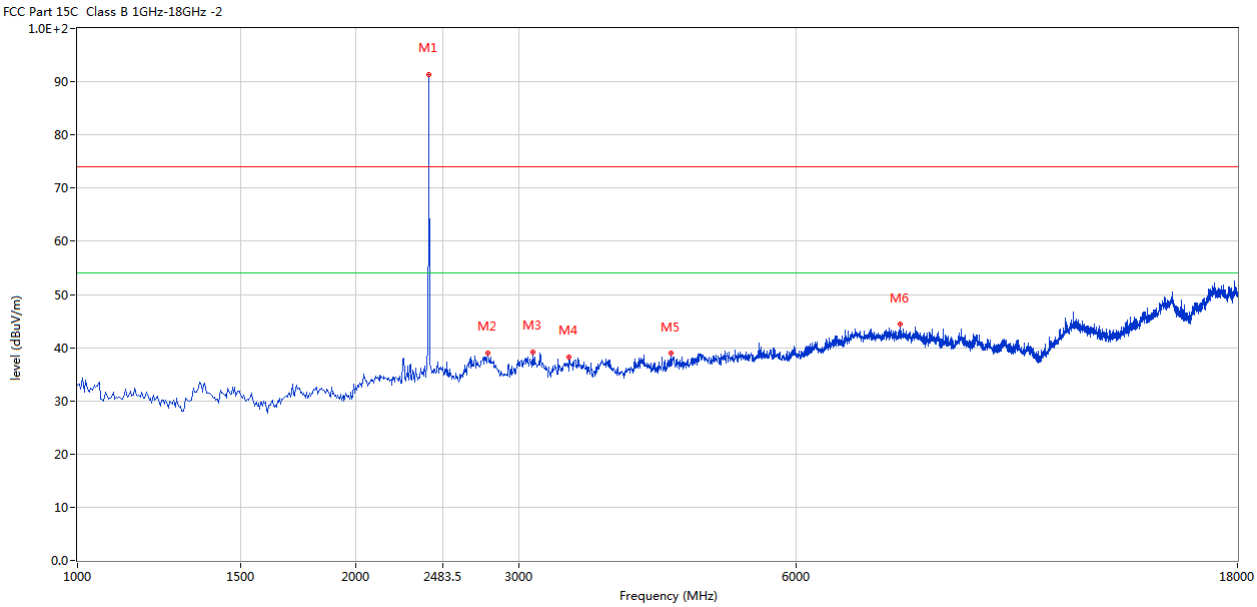

No.	Frequency (MHz)	Results (dBuV/m)	Factor (dB)	Limit (dBuV/m)	Over Limit (dB)	Detector	Table (o)	Height (cm)	ANT	Verdict
1	2402	91.36	-3.57	114.0	-22.64	Peak	49.00	100	Horizontal	Pass
2	2780.750	38.94	-2.75	74.0	-35.06	Peak	73.00	100	Horizontal	Pass
3	3112.250	39.20	-2.17	74.0	-34.80	Peak	276.00	100	Horizontal	Pass
4	3405.500	38.14	-1.75	74.0	-35.86	Peak	281.00	100	Horizontal	Pass
5	4391.500	38.96	1.99	74.0	-35.04	Peak	359.00	100	Horizontal	Pass
6	7766.000	44.36	8.35	74.0	-29.64	Peak	83.00	100	Horizontal	Pass

The report refers only to the sample tested and does not apply to the bulk.
This report is issued in confidence to the client and it will be strictly treated as such by the SHENZHEN TIMEWAY TESTING LABORATORIES. It may not be reproduced rather in its entirety or in part and it may not be used for adverting. The client to whom the report is issued may, however, show or send it . or a certified copy there of prepared by the SHENZHEN TIMEWAY TESTING LABORATORIES. to his customer. Supplier or others persons directly concerned. SHENZHEN TIMEWAY TESTING LABORATORIES. will not, without the consent of the client enter into any discussion of correspondence with any third party concerning the contents of the report.
In the event of the improper use of the report. The SHENZHEN TIMEWAY TESTING LABORATORIES. reserves the rights to withdraw it and to adopt any other remedies which may be appropriate.

Vertical

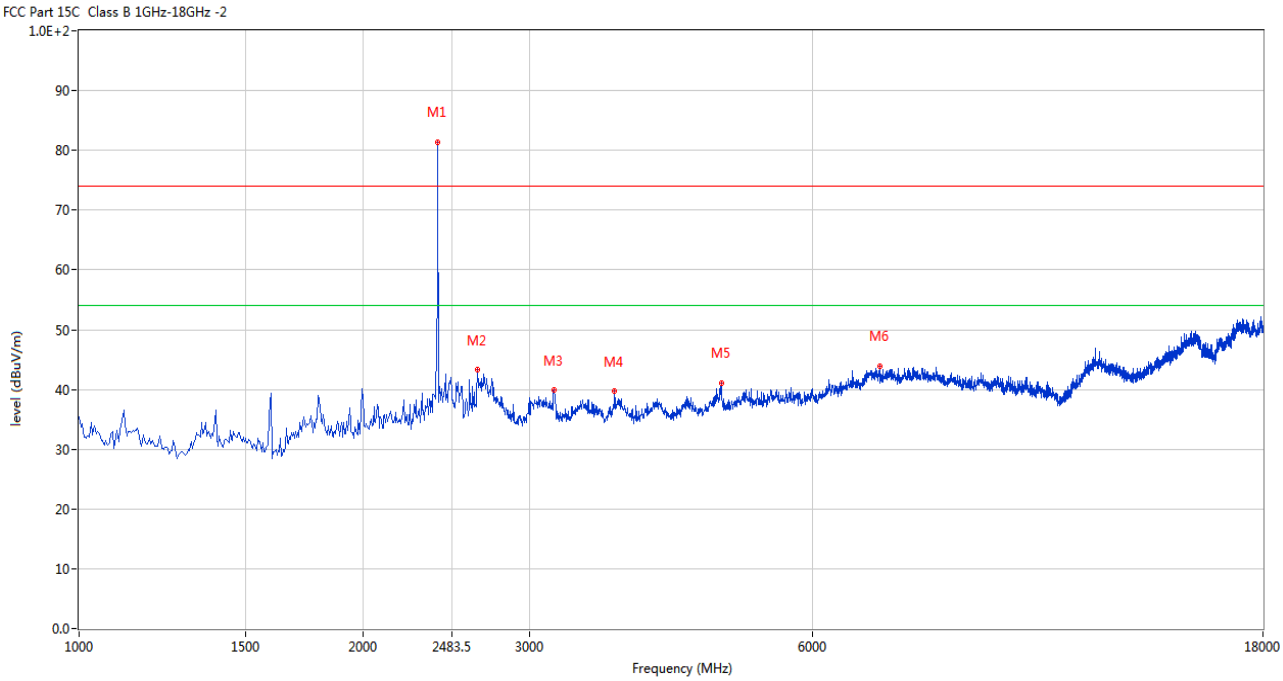

No.	Frequency (MHz)	Results (dBuV/m)	Factor (dB)	Limit (dBuV/m)	Over Limit (dB)	Detector	Table (o)	Height (cm)	ANT	Verdict
1	2402	81.43	-3.57	114.0	-32.57	Peak	28.00	100	Vertical	Pass
2	2644.750	43.38	-3.16	74.0	-30.62	Peak	19.00	100	Vertical	Pass
3	3188.750	39.98	-2.00	74.0	-34.02	Peak	263.00	100	Vertical	Pass
4	3698.750	39.70	-0.23	74.0	-34.30	Peak	359.00	100	Vertical	Pass
5	4795.250	41.08	3.11	74.0	-32.92	Peak	311.00	100	Vertical	Pass
6	7060.500	43.90	8.03	74.0	-30.10	Peak	97.00	100	Vertical	Pass

The report refers only to the sample tested and does not apply to the bulk.
This report is issued in confidence to the client and it will be strictly treated as such by the SHENZHEN TIMEWAY TESTING LABORATORIES. It may not be reproduced rather in its entirety or in part and it may not be used for adverting. The client to whom the report is issued may, however, show or send it . or a certified copy there of prepared by the SHENZHEN TIMEWAY TESTING LABORATORIES. to his customer. Supplier or others persons directly concerned. SHENZHEN TIMEWAY TESTING LABORATORIES. will not, without the consent of the client enter into any discussion of correspondence with any third party concerning the contents of the report.
In the event of the improper use of the report. The SHENZHEN TIMEWAY TESTING LABORATORIES. reserves the rights to withdraw it and to adopt any other remedies which may be appropriate.

Please refer to the following test plots for details: Middle Channel-2440MHz

Horizontal

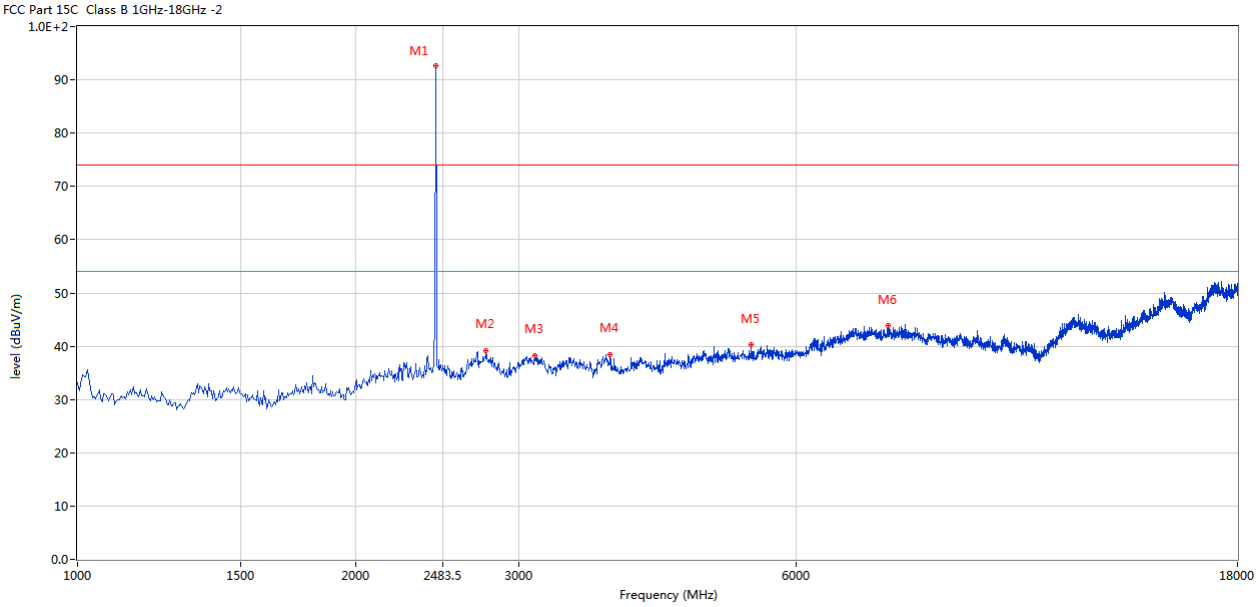

No.	Frequency (MHz)	Results (dBuV/m)	Factor (dB)	Limit (dBuV/m)	Over Limit (dB)	Detector	Table (o)	Height (cm)	ANT	Verdict
1	2440	92.67	-3.57	114.0	-21.33	Peak	48.00	100	Horizontal	Pass
2	2768.000	39.16	-2.78	74.0	-34.84	Peak	308.00	100	Horizontal	Pass
3	3129.250	38.30	-2.13	74.0	-35.70	Peak	152.00	100	Horizontal	Pass
4	3771.000	38.35	0.15	74.0	-35.65	Peak	179.00	100	Horizontal	Pass
5	5356.250	40.33	3.60	74.0	-33.67	Peak	292.00	100	Horizontal	Pass
6	7536.500	43.82	8.21	74.0	-30.18	Peak	102.00	100	Horizontal	Pass

The report refers only to the sample tested and does not apply to the bulk.
This report is issued in confidence to the client and it will be strictly treated as such by the SHENZHEN TIMEWAY TESTING LABORATORIES. It may not be reproduced rather in its entirety or in part and it may not be used for adverting. The client to whom the report is issued may, however, show or send it . or a certified copy there of prepared by the SHENZHEN TIMEWAY TESTING LABORATORIES. to his customer. Supplier or others persons directly concerned. SHENZHEN TIMEWAY TESTING LABORATORIES. will not, without the consent of the client enter into any discussion of correspondence with any third party concerning the contents of the report.
In the event of the improper use of the report. The SHENZHEN TIMEWAY TESTING LABORATORIES. reserves the rights to withdraw it and to adopt any other remedies which may be appropriate.

Vertical

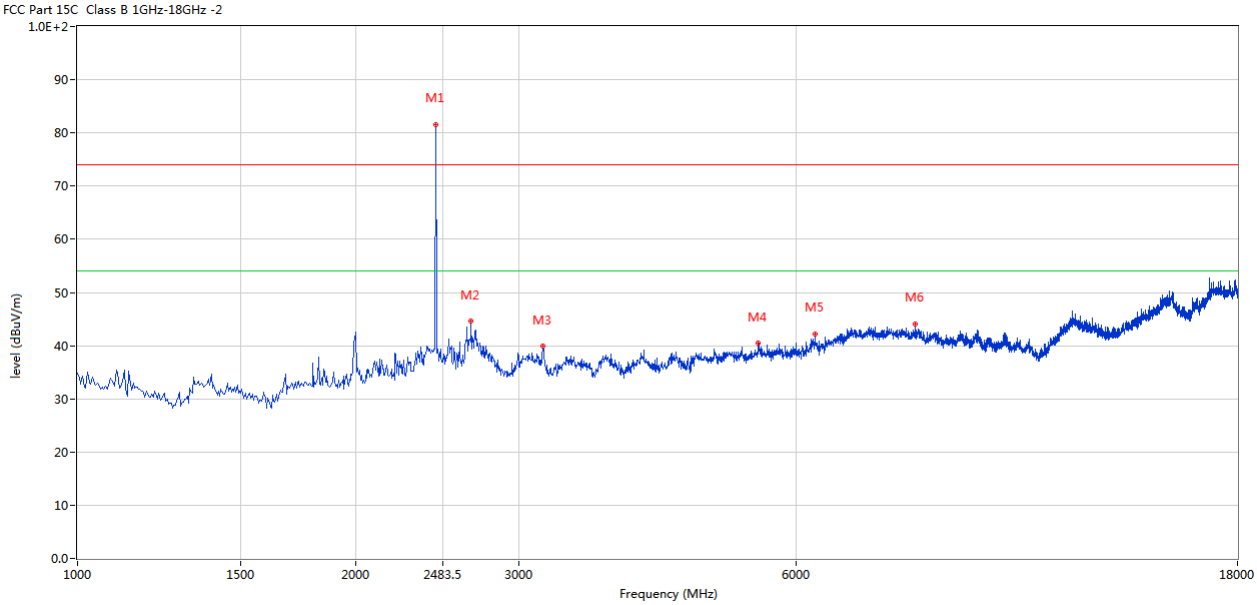

No.	Frequency (MHz)	Results (dBuV/m)	Factor (dB)	Limit (dBuV/m)	Over Limit (dB)	Detector	Table (o)	Height (cm)	ANT	Verdict
1	2440	81.50	-3.57	114.0	-32.5	Peak	11.00	100	Vertical	Pass
2	2666.000	44.69	-3.08	74.0	-29.31	Peak	6.00	100	Vertical	Pass
3	3188.750	39.84	-2.00	74.0	-34.16	Peak	274.00	100	Vertical	Pass
4	5454.000	40.43	3.82	74.0	-33.57	Peak	91.00	100	Vertical	Pass
5	6287.000	42.20	4.91	74.0	-31.80	Peak	338.00	100	Vertical	Pass
6	8067.750	44.02	8.44	74.0	-29.98	Peak	257.00	100	Vertical	Pass

The report refers only to the sample tested and does not apply to the bulk.
This report is issued in confidence to the client and it will be strictly treated as such by the SHENZHEN TIMEWAY TESTING LABORATORIES. It may not be reproduced rather in its entirety or in part and it may not be used for adverting. The client to whom the report is issued may, however, show or send it . or a certified copy there of prepared by the SHENZHEN TIMEWAY TESTING LABORATORIES. to his customer. Supplier or others persons directly concerned. SHENZHEN TIMEWAY TESTING LABORATORIES. will not, without the consent of the client enter into any discussion of correspondence with any third party concerning the contents of the report.
In the event of the improper use of the report. The SHENZHEN TIMEWAY TESTING LABORATORIES. reserves the rights to withdraw it and to adopt any other remedies which may be appropriate.

Please refer to the following test plots for details: High Channel-2480MHz

Horizontal

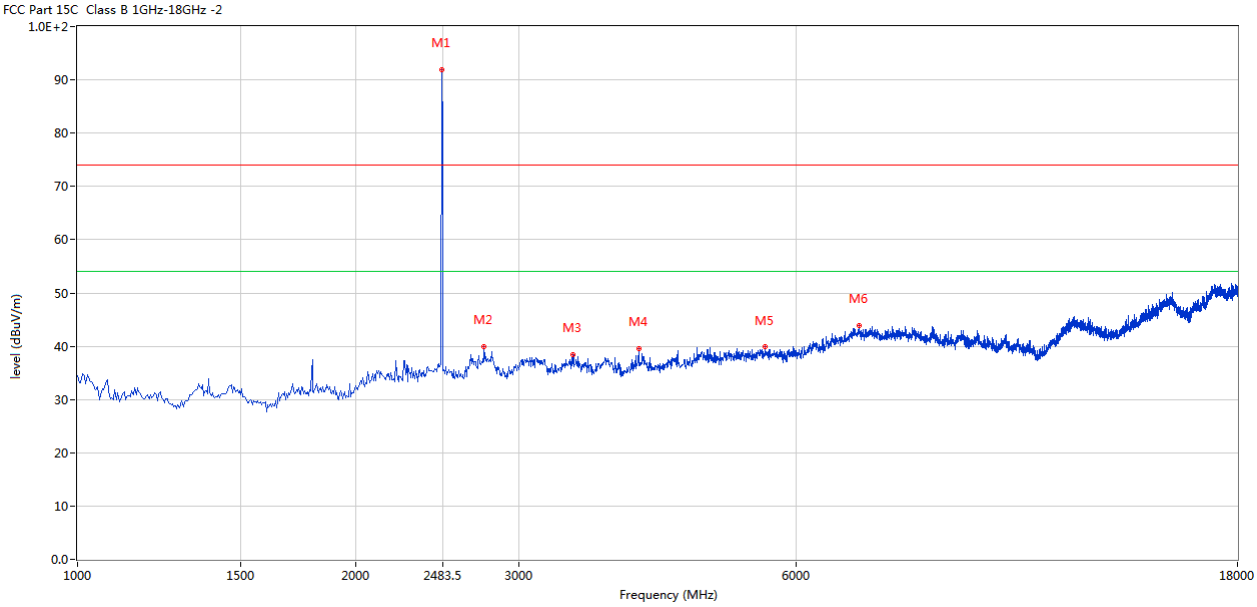

No.	Frequency (MHz)	Results (dBuV/m)	Factor (dB)	Limit (dBuV/m)	Over Limit (dB)	Detector	Table (o)	Height (cm)	ANT	Verdict
1	2480	91.91	-3.57	114.0	-22.09	Peak	48.00	100	Horizontal	Pass
2	2755.250	39.83	-2.81	74.0	-34.17	Peak	272.00	100	Horizontal	Pass
3	3435.250	38.49	-1.54	74.0	-35.51	Peak	322.00	100	Horizontal	Pass
4	4047.250	39.55	1.29	74.0	-34.45	Peak	0.00	100	Horizontal	Pass
5	5547.500	39.90	3.92	74.0	-34.10	Peak	17.00	100	Horizontal	Pass
6	7009.500	43.92	8.01	74.0	-30.08	Peak	146.00	100	Horizontal	Pass

The report refers only to the sample tested and does not apply to the bulk.
This report is issued in confidence to the client and it will be strictly treated as such by the SHENZHEN TIMEWAY TESTING LABORATORIES. It may not be reproduced rather in its entirety or in part and it may not be used for adverting. The client to whom the report is issued may, however, show or send it . or a certified copy there of prepared by the SHENZHEN TIMEWAY TESTING LABORATORIES. to his customer. Supplier or others persons directly concerned. SHENZHEN TIMEWAY TESTING LABORATORIES. will not, without the consent of the client enter into any discussion of correspondence with any third party concerning the contents of the report.
In the event of the improper use of the report. The SHENZHEN TIMEWAY TESTING LABORATORIES. reserves the rights to withdraw it and to adopt any other remedies which may be appropriate.

Vertical

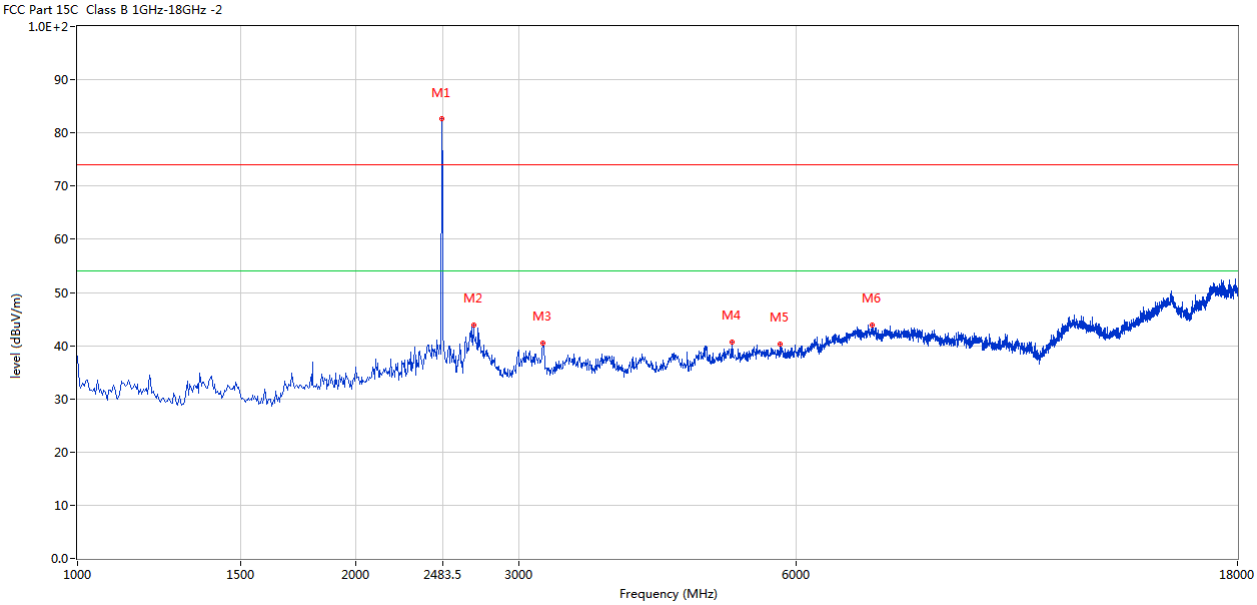

No.	Frequency (MHz)	Results (dBuV/m)	Factor (dB)	Limit (dBuV/m)	Over Limit (dB)	Detector	Table (o)	Height (cm)	ANT	Verdict
1	2480	82.63	-3.57	114.0	-31.37	Peak	328.00	100	Vertical	Pass
2	2683.000	43.88	-3.02	74.0	-30.12	Peak	0.00	100	Vertical	Pass
3	3188.750	40.56	-2.00	74.0	-33.44	Peak	309.00	100	Vertical	Pass
4	5114.000	40.73	3.79	74.0	-33.27	Peak	283.00	100	Vertical	Pass
5	5764.250	40.23	3.83	74.0	-33.77	Peak	171.00	100	Vertical	Pass
6	7243.250	43.94	8.10	74.0	-30.06	Peak	165.00	100	Vertical	Pass

The report refers only to the sample tested and does not apply to the bulk.
This report is issued in confidence to the client and it will be strictly treated as such by the SHENZHEN TIMEWAY TESTING LABORATORIES. It may not be reproduced rather in its entirety or in part and it may not be used for adverting. The client to whom the report is issued may, however, show or send it . or a certified copy there of prepared by the SHENZHEN TIMEWAY TESTING LABORATORIES. to his customer. Supplier or others persons directly concerned. SHENZHEN TIMEWAY TESTING LABORATORIES. will not, without the consent of the client enter into any discussion of correspondence with any third party concerning the contents of the report.
In the event of the improper use of the report. The SHENZHEN TIMEWAY TESTING LABORATORIES. reserves the rights to withdraw it and to adopt any other remedies which may be appropriate.

B. General Radiated Emission Data

Radiated Emission In Horizontal (30MHz----1000MHz)

EUT set Condition: Keep Tx transmitting

Test Channel: Middle (2440MHz)

Results: Pass

Please refer to following diagram for individual

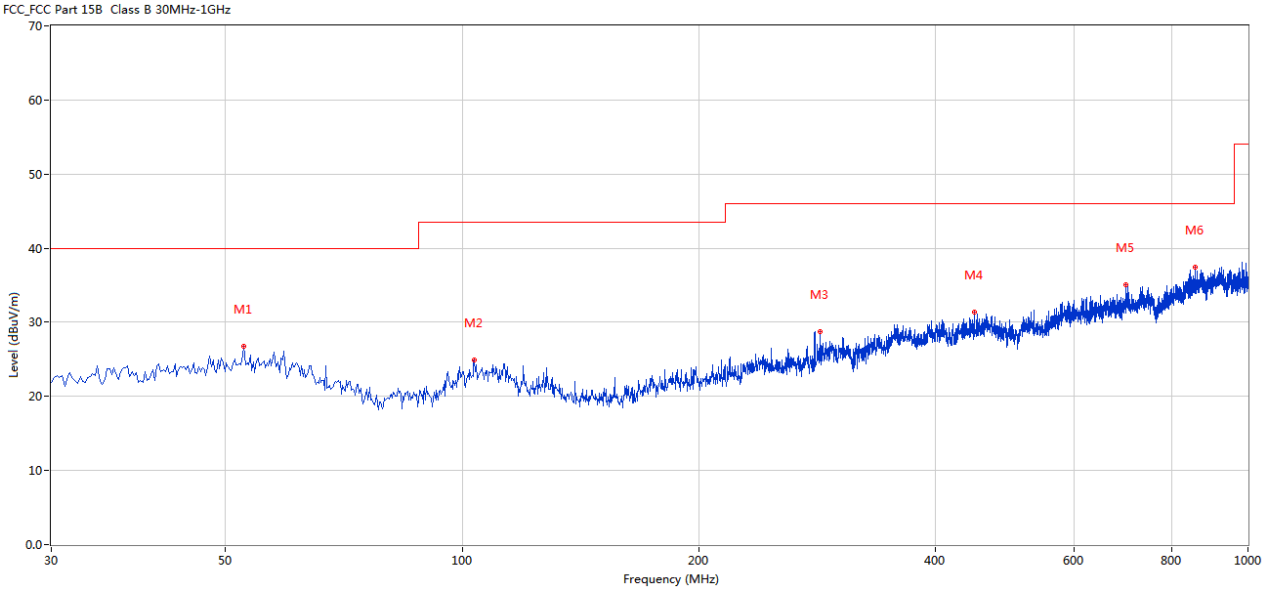

No.	Frequency (MHz)	Results (dBuV/m)	Factor (dB)	Limit (dBuV/m)	Margin (dB)	Detector	Table (Degree)	Height (cm)	Antenna	Verdict
1	52.789	26.73	-8.14	40.0	13.27	Peak	159.00	100	Horizontal	Pass
2	103.702	24.96	-9.91	43.5	18.54	Peak	75.00	100	Horizontal	Pass
3	285.289	28.80	-7.87	46.0	17.20	Peak	238.00	100	Horizontal	Pass
4	448.208	31.36	-4.10	46.0	14.64	Peak	149.00	100	Horizontal	Pass
5	700.102	35.02	-0.49	46.0	10.98	Peak	64.00	100	Horizontal	Pass
6	855.991	37.40	2.11	46.0	8.60	Peak	4.00	100	Horizontal	Pass

The report refers only to the sample tested and does not apply to the bulk.
This report is issued in confidence to the client and it will be strictly treated as such by the SHENZHEN TIMEWAY TESTING LABORATORIES. It may not be reproduced rather in its entirety or in part and it may not be used for adverting. The client to whom the report is issued may, however, show or send it . or a certified copy there of prepared by the SHENZHEN TIMEWAY TESTING LABORATORIES. to his customer. Supplier or others persons directly concerned. SHENZHEN TIMEWAY TESTING LABORATORIES. will not, without the consent of the client enter into any discussion of correspondence with any third party concerning the contents of the report.
In the event of the improper use of the report. The SHENZHEN TIMEWAY TESTING LABORATORIES. reserves the rights to withdraw it and to adopt any other remedies which may be appropriate.

Radiated Emission In Vertical (30MHz----1000MHz)

EUT set Condition: Keep Tx transmitting

Test Channel: Middle (2440MHz)

Results: Pass

Please refer to following diagram for individual

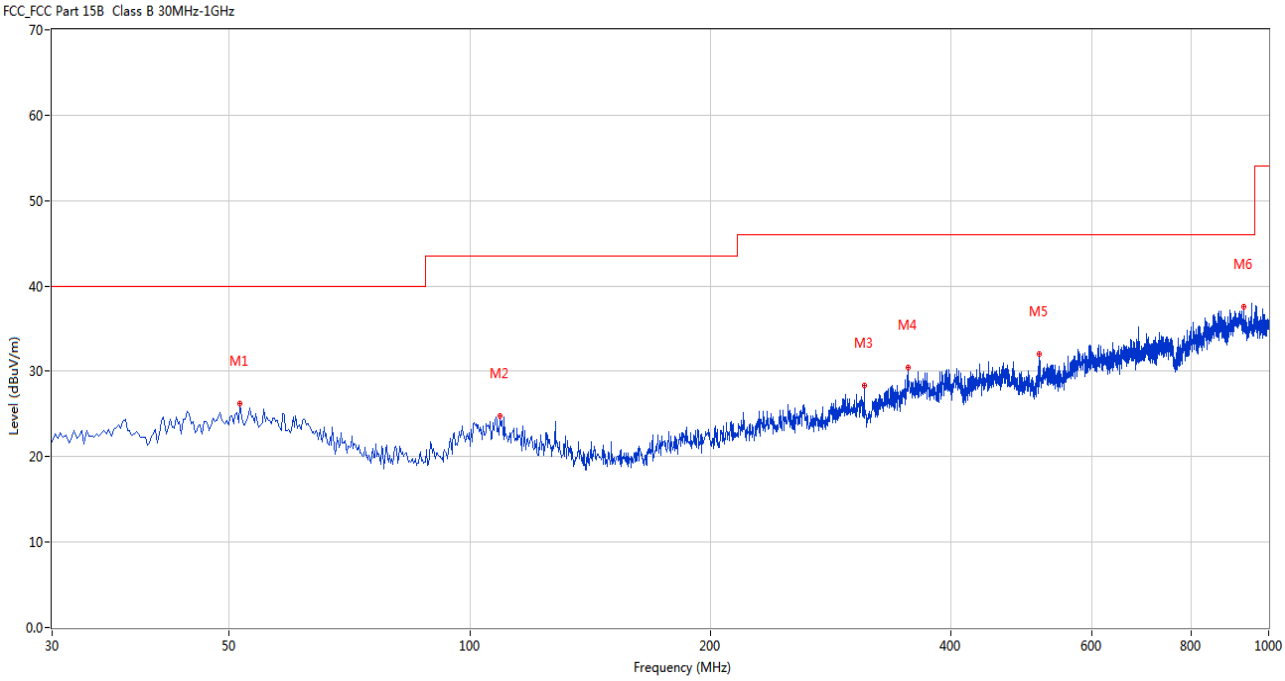

No.	Frequency (MHz)	Results (dBuV/m)	Factor (dB)	Limit (dBuV/m)	Margin (dB)	Detector	Table (Degree)	Height (cm)	Antenna	Verdict
1	51.577	26.22	-8.42	40.0	13.78	Peak	29.00	100	Vertical	Pass
2	109.035	24.83	-9.84	43.5	18.67	Peak	244.00	100	Vertical	Pass
3	311.957	28.36	-7.68	46.0	17.64	Peak	335.00	100	Vertical	Pass
4	353.899	30.52	-4.98	46.0	15.48	Peak	268.00	100	Vertical	Pass
5	515.606	31.99	-3.86	46.0	14.01	Peak	356.00	100	Vertical	Pass
6	930.420	37.62	2.41	46.0	8.38	Peak	272.00	100	Vertical	Pass

Note: (1) Results = Reading Level + Factor (Factor= Antenna Factor + Cable Loss-Amplifier)

(2) Margin= Results -Limits

(3) According to section 15.35(b), the peak limit is 20dB higher than the average limit

(4) For test purpose, keep EUT continuous transmitting

(5) For emission above 18GHz and Below 30MHz, It is only the floor noise and less than the limit for more than 20dB. No necessary to take down.

(6) the measured PK value less than the AV limit.

The report refers only to the sample tested and does not apply to the bulk.
This report is issued in confidence to the client and it will be strictly treated as such by the SHENZHEN TIMEWAY TESTING LABORATORIES. It may not be reproduced rather in its entirety or in part and it may not be used for adverting. The client to whom the report is issued may, however, show or send it . or a certified copy there of prepared by the SHENZHEN TIMEWAY TESTING LABORATORIES. to his customer. Supplier or others persons directly concerned. SHENZHEN TIMEWAY TESTING LABORATORIES. will not, without the consent of the client enter into any discussion of correspondence with any third party concerning the contents of the report.
In the event of the improper use of the report. The SHENZHEN TIMEWAY TESTING LABORATORIES. reserves the rights to withdraw it and to adopt any other remedies which may be appropriate.

7. Band Edge

7.1 Test Method and test Procedure:

(1) The EUT was tested according to ANSI C63.10-2020+Cor 1-2023+C63.10a-2024 + Errata to C63.10a-2024. The radiated test was performed at Timeway EMC Laboratory. This site is on file with the FCC laboratory division, Registration No. 744189

(2) Set Spectrum as RBW=1MHz, VBW=3MHz and Peak detector used for PK value. RBW=1MHz, VBW=10Hz and Peak detector used for AV value.

(3) The antenna high is varied from 1 m to 4 m high to find the maximum emission for each frequency.

(4) The antenna polarization: Vertical polarization and Horizontal polarization.

7. 2 Radiated Test Setup

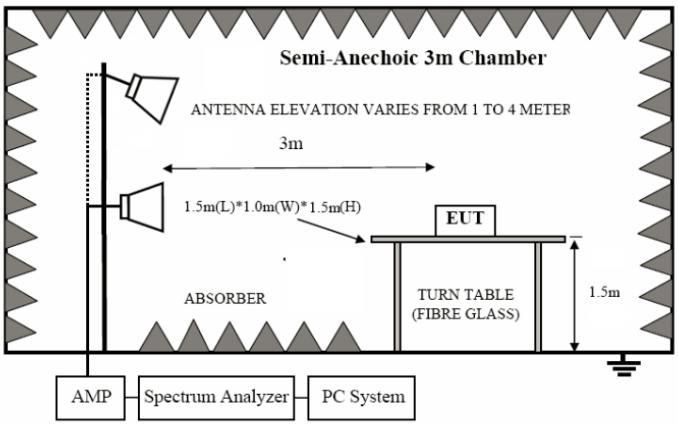

For the actual test configuration, please refer to the related items – Photos of Testing

7.3 Configuration of the EUT

Same as section 5.3 of this report

7.4 EUT Operating Condition

Same as section 5.4 of this report.

7.5 Band Edge Limit

Emissions radiated outside of the specified frequency bands, except for harmonics, shall be attenuated by at least 50 dB below the level of the fundamental or to the general radiated emission limits in Section 15.209, whichever is the lesser attenuation.

The report refers only to the sample tested and does not apply to the bulk.
This report is issued in confidence to the client and it will be strictly treated as such by the SHENZHEN TIMEWAY TESTING LABORATORIES. It may not be reproduced rather in its entirety or in part and it may not be used for adverting. The client to whom the report is issued may, however, show or send it . or a certified copy there of prepared by the SHENZHEN TIMEWAY TESTING LABORATORIES. to his customer. Supplier or others persons directly concerned. SHENZHEN TIMEWAY TESTING LABORATORIES. will not, without the consent of the client enter into any discussion of correspondence with any third party concerning the contents of the report.
In the event of the improper use of the report. The SHENZHEN TIMEWAY TESTING LABORATORIES. reserves the rights to withdraw it and to adopt any other remedies which may be appropriate.

7.6 Test Result

Product:	WIRELESS MECHANICAL KEYBOARD	Polarity	Horizontal
Mode	Keeping Transmitting	Test Voltage	DC3.7V
Temperature	24 deg. C,	Humidity	56% RH
Test Result:	Pass	--	--

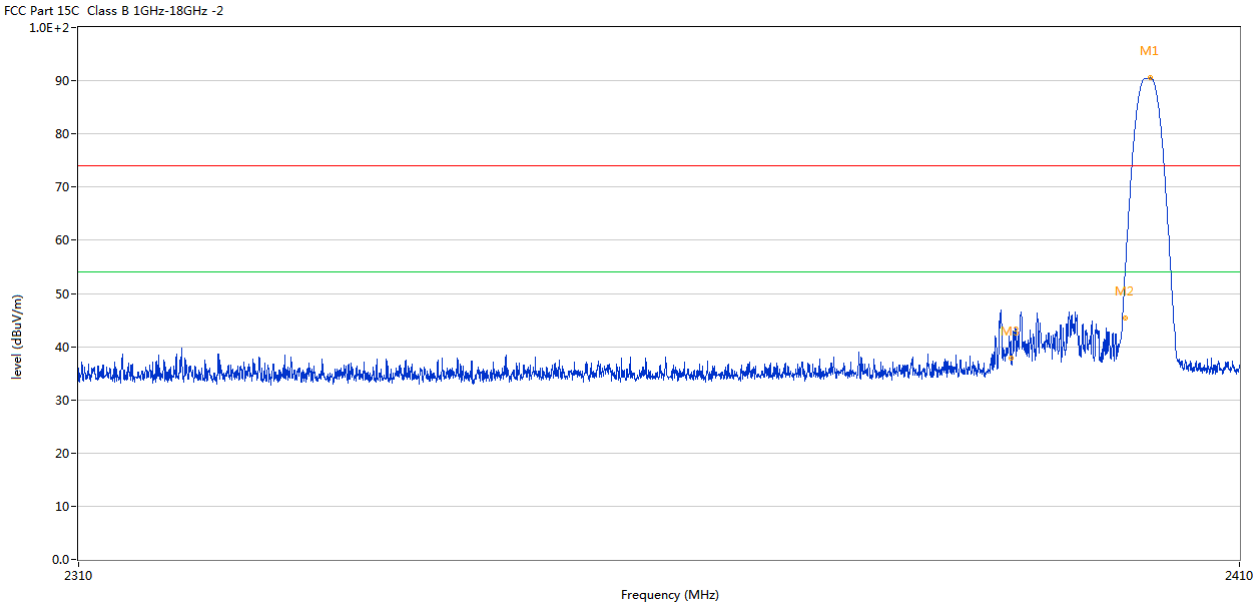

No.	Frequency (MHz)	Results (dBuV/m)	Factor (dB)	Limit (dBuV/m)	Over Limit (dB)	Detector	Table (o)	Height (cm)	ANT	Verdict
1	2402.200	90.56	-3.57	74.0	16.56	Peak	122.00	100	Horizontal	N/A
2	2400.000	55.58	-3.57	74.0	-18.42	Peak	122.00	100	Horizontal	Pass
2**	2400.000	45.43	-3.57	54.0	-8.57	AV	122.00	100	Horizontal	Pass
3	2390.000	37.91	-3.53	74.0	-36.09	Peak	4.00	100	Horizontal	Pass

The report refers only to the sample tested and does not apply to the bulk.
This report is issued in confidence to the client and it will be strictly treated as such by the SHENZHEN TIMEWAY TESTING LABORATORIES. It may not be reproduced rather in its entirety or in part and it may not be used for adverting. The client to whom the report is issued may, however, show or send it . or a certified copy there of prepared by the SHENZHEN TIMEWAY TESTING LABORATORIES. to his customer. Supplier or others persons directly concerned. SHENZHEN TIMEWAY TESTING LABORATORIES. will not, without the consent of the client enter into any discussion of correspondence with any third party concerning the contents of the report.
In the event of the improper use of the report. The SHENZHEN TIMEWAY TESTING LABORATORIES. reserves the rights to withdraw it and to adopt any other remedies which may be appropriate.

Product:	WIRELESS MECHANICAL KEYBOARD	Detector	Vertical
Mode	Keeping Transmitting	Test Voltage	DC3.7V
Temperature	24 deg. C,	Humidity	56% RH
Test Result:	Pass	--	--

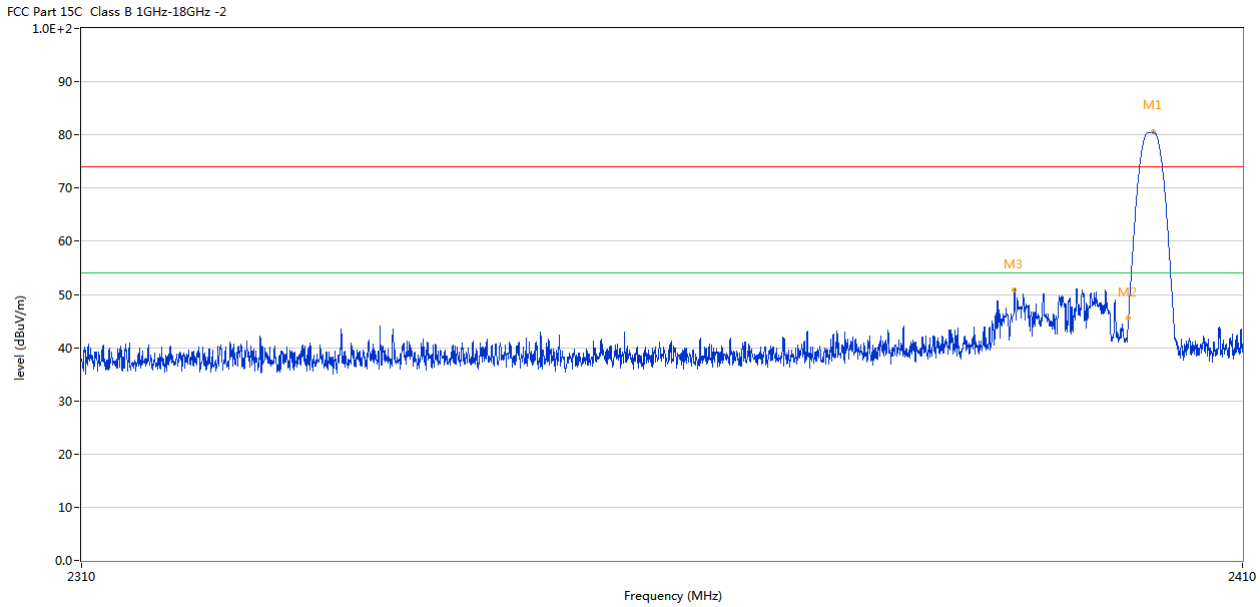

No.	Frequency (MHz)	Results (dBuV/m)	Factor (dB)	Limit (dBuV/m)	Over Limit (dB)	Detector	Table (o)	Height (cm)	ANT	Verdict
1	2402.200	80.56	-3.57	74.0	6.56	Peak	25.00	100	Vertical	N/A
2	2400.000	45.64	-3.57	74.0	-28.36	Peak	330.00	100	Vertical	Pass
3	2390.000	50.90	-3.53	74.0	-23.10	Peak	314.00	100	Vertical	Pass

The report refers only to the sample tested and does not apply to the bulk.
This report is issued in confidence to the client and it will be strictly treated as such by the SHENZHEN TIMEWAY TESTING LABORATORIES. It may not be reproduced rather in its entirety or in part and it may not be used for adverting. The client to whom the report is issued may, however, show or send it . or a certified copy there of prepared by the SHENZHEN TIMEWAY TESTING LABORATORIES. to his customer. Supplier or others persons directly concerned. SHENZHEN TIMEWAY TESTING LABORATORIES. will not, without the consent of the client enter into any discussion of correspondence with any third party concerning the contents of the report.
In the event of the improper use of the report. The SHENZHEN TIMEWAY TESTING LABORATORIES. reserves the rights to withdraw it and to adopt any other remedies which may be appropriate.

Product:	WIRELESS MECHANICAL KEYBOARD	Polarity	Horizontal
Mode	Keeping Transmitting	Test Voltage	DC3.7V
Temperature	24 deg. C,	Humidity	56% RH
Test Result:	Pass	--	--

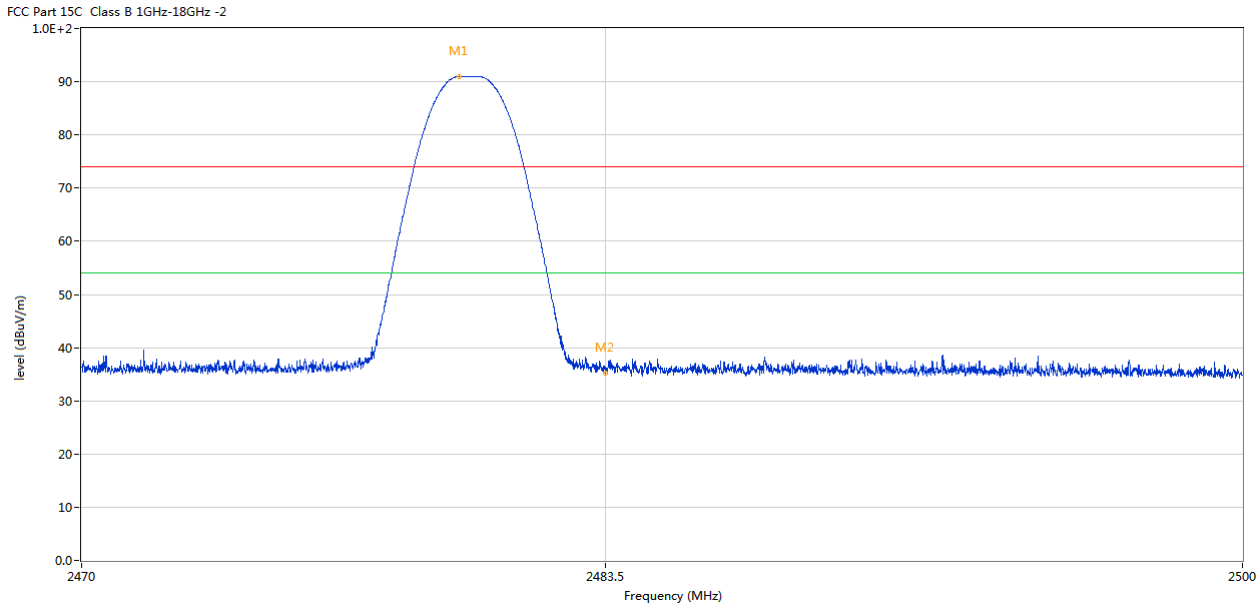

No.	Frequency (MHz)	Results (dBuV/m)	Factor (dB)	Limit (dBuV/m)	Over Limit (dB)	Detector	Table (o)	Height (cm)	ANT	Verdict
1	2479.720	91.00	-3.57	74.0	17.00	Peak	45.00	100	Horizontal	N/A
2	2483.500	35.14	-3.57	74.0	-38.86	Peak	84.00	100	Horizontal	Pass

The report refers only to the sample tested and does not apply to the bulk.
This report is issued in confidence to the client and it will be strictly treated as such by the SHENZHEN TIMEWAY TESTING LABORATORIES. It may not be reproduced rather in its entirety or in part and it may not be used for adverting. The client to whom the report is issued may, however, show or send it . or a certified copy there of prepared by the SHENZHEN TIMEWAY TESTING LABORATORIES. to his customer. Supplier or others persons directly concerned. SHENZHEN TIMEWAY TESTING LABORATORIES. will not, without the consent of the client enter into any discussion of correspondence with any third party concerning the contents of the report.
In the event of the improper use of the report. The SHENZHEN TIMEWAY TESTING LABORATORIES. reserves the rights to withdraw it and to adopt any other remedies which may be appropriate.

Product:	WIRELESS MECHANICAL KEYBOARD	Detector	Vertical
Mode	Keeping Transmitting	Test Voltage	DC3.7V
Temperature	24 deg. C,	Humidity	56% RH
Test Result:	Pass	--	--

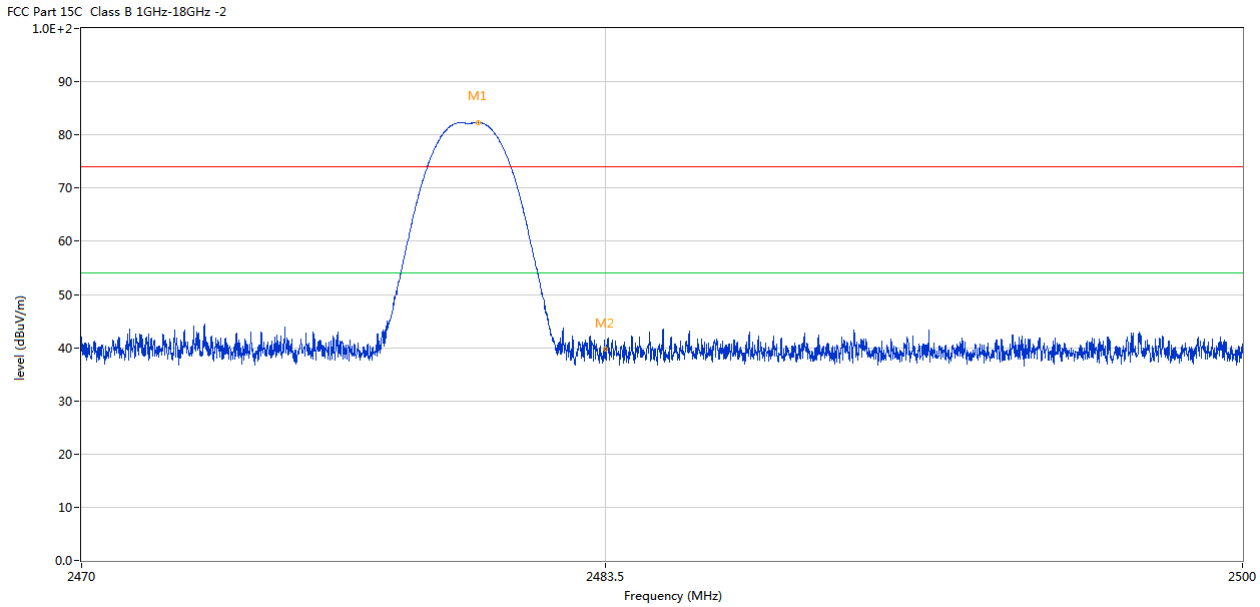

No.	Frequency (MHz)	Results (dBuV/m)	Factor (dB)	Limit (dBuV/m)	Over Limit (dB)	Detector	Table (o)	Height (cm)	ANT	Verdict
1	2480.208	82.32	-3.57	74.0	8.32	Peak	329.00	100	Vertical	N/A
2	2483.500	39.72	-3.57	74.0	-34.28	Peak	339.00	100	Vertical	Pass

Note: The PK emission level less than the AV limit. No necessary to record the AV emission level.

The report refers only to the sample tested and does not apply to the bulk.
This report is issued in confidence to the client and it will be strictly treated as such by the SHENZHEN TIMEWAY TESTING LABORATORIES. It may not be reproduced rather in its entirety or in part and it may not be used for adverting. The client to whom the report is issued may, however, show or send it . or a certified copy there of prepared by the SHENZHEN TIMEWAY TESTING LABORATORIES. to his customer. Supplier or others persons directly concerned. SHENZHEN TIMEWAY TESTING LABORATORIES. will not, without the consent of the client enter into any discussion of correspondence with any third party concerning the contents of the report.
In the event of the improper use of the report. The SHENZHEN TIMEWAY TESTING LABORATORIES. reserves the rights to withdraw it and to adopt any other remedies which may be appropriate.

8.0 Antenna Requirement

Applicable Standard

An intentional radiator shall be designed to ensure that no antenna other than that furnished by the responsible party shall be used with the device. The use of a permanently attached antenna or of an antenna that uses a unique coupling to the intentional radiator shall be considered sufficient to comply with the provisions of this section.

This product has a PCB antenna with gain 2.08dBi maximum. It fulfills the requirement of this section.

Test Result: Pass

The report refers only to the sample tested and does not apply to the bulk.
This report is issued in confidence to the client and it will be strictly treated as such by the SHENZHEN TIMEWAY TESTING LABORATORIES. It may not be reproduced rather in its entirety or in part and it may not be used for adverting. The client to whom the report is issued may, however, show or send it . or a certified copy there of prepared by the SHENZHEN TIMEWAY TESTING LABORATORIES. to his customer. Supplier or others persons directly concerned. SHENZHEN TIMEWAY TESTING LABORATORIES. will not, without the consent of the client enter into any discussion of correspondence with any third party concerning the contents of the report.
In the event of the improper use of the report. The SHENZHEN TIMEWAY TESTING LABORATORIES. reserves the rights to withdraw it and to adopt any other remedies which may be appropriate.

9.0 20dB Bandwidth Measurement

Test Configuration



Test Procedure

The transmitter output was connected to the spectrum analyzer through an attenuator. The bandwidth of the fundamental frequency was measured by spectrum analyzer with 30kHz RBW and 100kHz VBW.

The 20dB bandwidth is defined as the total spectrum the power of which is higher than peak power minus 20dB.

Limit

N/A

The report refers only to the sample tested and does not apply to the bulk.
This report is issued in confidence to the client and it will be strictly treated as such by the SHENZHEN TIMEWAY TESTING LABORATORIES. It may not be reproduced rather in its entirety or in part and it may not be used for adverting. The client to whom the report is issued may, however, show or send it . or a certified copy there of prepared by the SHENZHEN TIMEWAY TESTING LABORATORIES. to his customer. Supplier or others persons directly concerned. SHENZHEN TIMEWAY TESTING LABORATORIES. will not, without the consent of the client enter into any discussion of correspondence with any third party concerning the contents of the report.
In the event of the improper use of the report. The SHENZHEN TIMEWAY TESTING LABORATORIES. reserves the rights to withdraw it and to adopt any other remedies which may be appropriate.

Test Result

Product:	WIRELESS MECHANICAL KEYBOARD	Test Mode:	Keep transmitting
Mode	Keeping Transmitting	Test Voltage	DC3.7V
Temperature	24 deg. C,	Humidity	56% RH
Test Result:	Pass	Detector	PK
20dB Bandwidth	1.080MHz	--	--

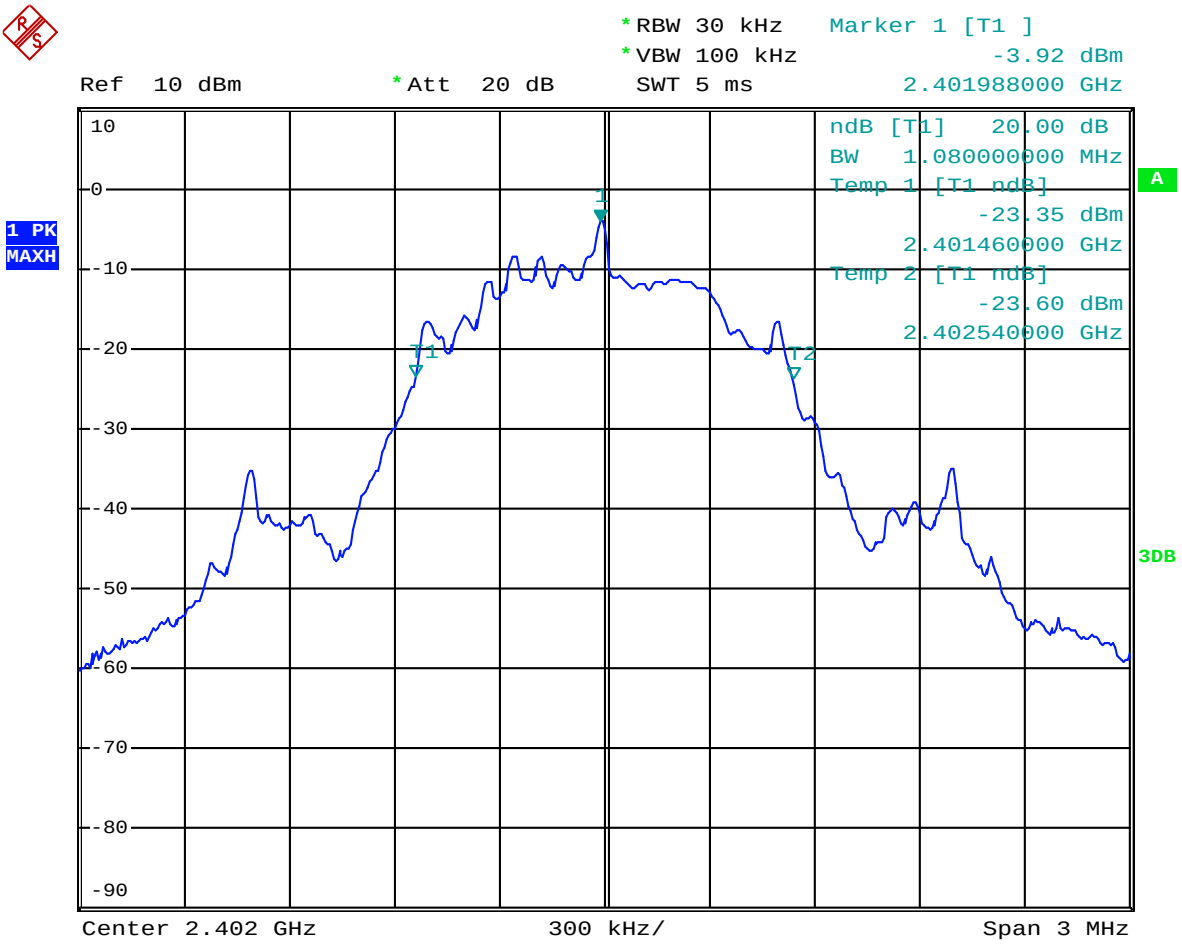

Date: 23.APR.2026 17:00:41

The report refers only to the sample tested and does not apply to the bulk.
This report is issued in confidence to the client and it will be strictly treated as such by the SHENZHEN TIMEWAY TESTING LABORATORIES. It may not be reproduced rather in its entirety or in part and it may not be used for adverting. The client to whom the report is issued may, however, show or send it . or a certified copy there of prepared by the SHENZHEN TIMEWAY TESTING LABORATORIES. to his customer. Supplier or others persons directly concerned. SHENZHEN TIMEWAY TESTING LABORATORIES. will not, without the consent of the client enter into any discussion of correspondence with any third party concerning the contents of the report.
In the event of the improper use of the report. The SHENZHEN TIMEWAY TESTING LABORATORIES. reserves the rights to withdraw it and to adopt any other remedies which may be appropriate.

Product:	WIRELESS MECHANICAL KEYBOARD	Test Mode:	Keep transmitting
Mode	Keeping Transmitting	Test Voltage	DC3.7V
Temperature	24 deg. C,	Humidity	56% RH
Test Result:	Pass	Detector	PK
20dB Bandwidth	1.080MHz	--	--

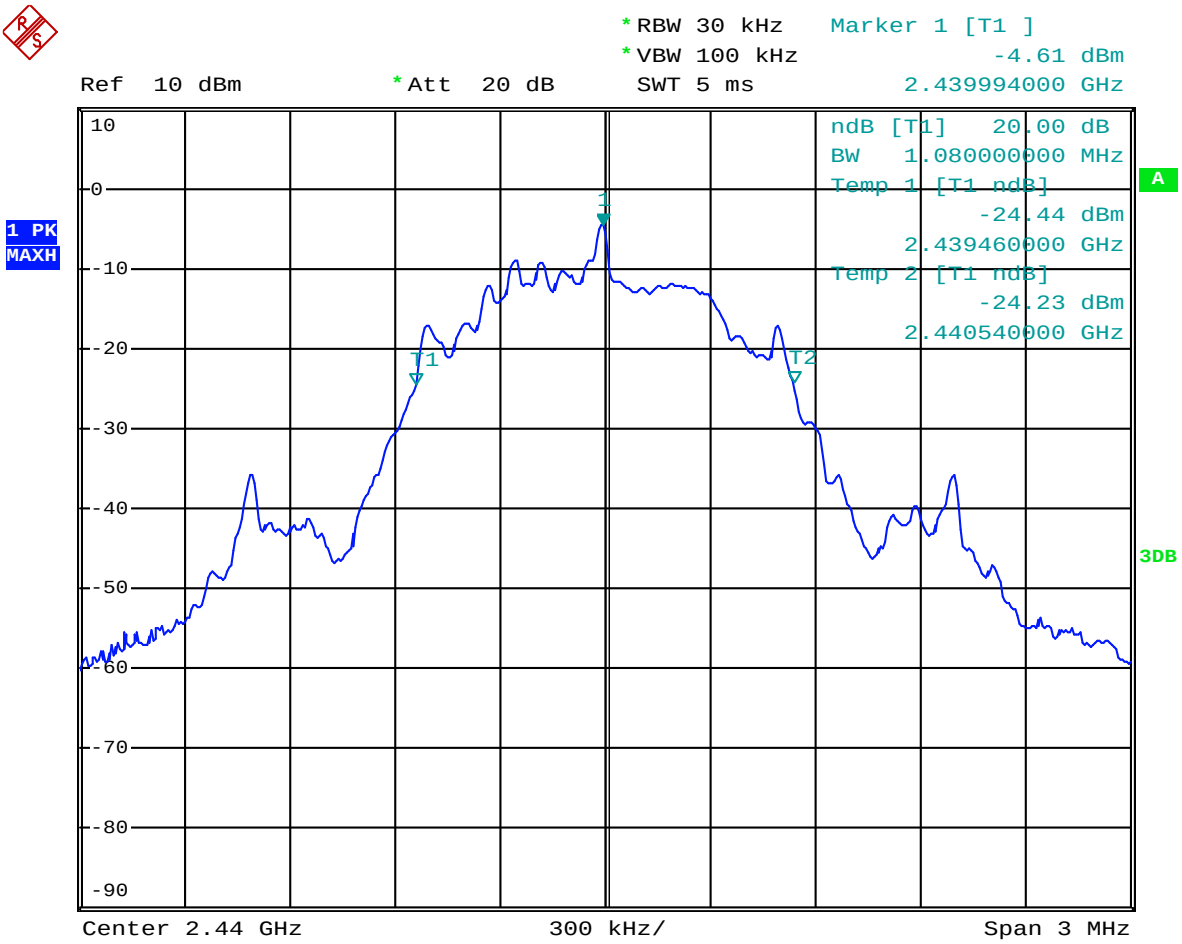

Date: 23.APR.2026 17:02:15

The report refers only to the sample tested and does not apply to the bulk.
This report is issued in confidence to the client and it will be strictly treated as such by the SHENZHEN TIMEWAY TESTING LABORATORIES. It may not be reproduced rather in its entirety or in part and it may not be used for adverting. The client to whom the report is issued may, however, show or send it . or a certified copy there of prepared by the SHENZHEN TIMEWAY TESTING LABORATORIES. to his customer. Supplier or others persons directly concerned. SHENZHEN TIMEWAY TESTING LABORATORIES. will not, without the consent of the client enter into any discussion of correspondence with any third party concerning the contents of the report.
In the event of the improper use of the report. The SHENZHEN TIMEWAY TESTING LABORATORIES. reserves the rights to withdraw it and to adopt any other remedies which may be appropriate.

Product:	WIRELESS MECHANICAL KEYBOARD	Test Mode:	Keep transmitting
Mode	Keeping Transmitting	Test Voltage	DC3.7V
Temperature	24 deg. C,	Humidity	56% RH
Test Result:	Pass	Detector	PK
20dB Bandwidth	1.080MHz	--	--

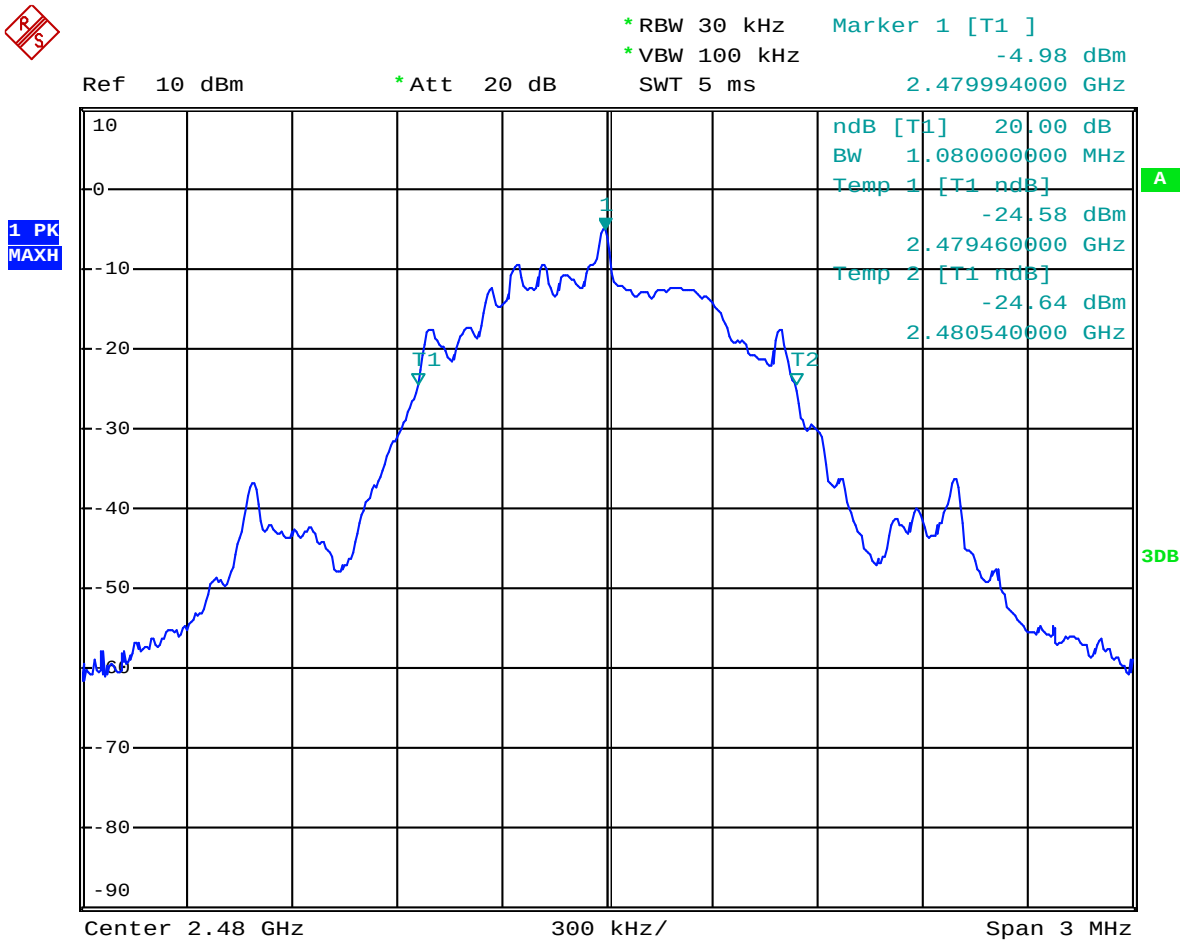

Date: 23.APR.2026 17:02:55

The report refers only to the sample tested and does not apply to the bulk.
This report is issued in confidence to the client and it will be strictly treated as such by the SHENZHEN TIMEWAY TESTING LABORATORIES. It may not be reproduced rather in its entirety or in part and it may not be used for adverting. The client to whom the report is issued may, however, show or send it . or a certified copy there of prepared by the SHENZHEN TIMEWAY TESTING LABORATORIES. to his customer. Supplier or others persons directly concerned. SHENZHEN TIMEWAY TESTING LABORATORIES. will not, without the consent of the client enter into any discussion of correspondence with any third party concerning the contents of the report.
In the event of the improper use of the report. The SHENZHEN TIMEWAY TESTING LABORATORIES. reserves the rights to withdraw it and to adopt any other remedies which may be appropriate.

10.0 FCC ID Label

FCC ID: TUVET-8986F

This device complies with Part 15 of the FCC Rules. Operation is subject to the following two conditions: (1) this device may not cause harmful interference, and (2) this device must accept any interference received, including interference that may cause undesired operation

The label must not be a stick-on paper label. The label on these products must be permanently affixed to the product and readily visible at the time of purchase and must last the expected lifetime of the equipment not be readily detachable.

Mark Location:



The report refers only to the sample tested and does not apply to the bulk.
This report is issued in confidence to the client and it will be strictly treated as such by the SHENZHEN TIMEWAY TESTING LABORATORIES. It may not be reproduced rather in its entirety or in part and it may not be used for adverting. The client to whom the report is issued may, however, show or send it . or a certified copy there of prepared by the SHENZHEN TIMEWAY TESTING LABORATORIES. to his customer. Supplier or others persons directly concerned. SHENZHEN TIMEWAY TESTING LABORATORIES. will not, without the consent of the client enter into any discussion of correspondence with any third party concerning the contents of the report.
In the event of the improper use of the report. The SHENZHEN TIMEWAY TESTING LABORATORIES. reserves the rights to withdraw it and to adopt any other remedies which may be appropriate.

11.0 Photo of testing

11.1 Conducted test View



The report refers only to the sample tested and does not apply to the bulk.
This report is issued in confidence to the client and it will be strictly treated as such by the SHENZHEN TIMEWAY TESTING LABORATORIES. It may not be reproduced rather in its entirety or in part and it may not be used for adverting. The client to whom the report is issued may, however, show or send it . or a certified copy there of prepared by the SHENZHEN TIMEWAY TESTING LABORATORIES. to his customer. Supplier or others persons directly concerned. SHENZHEN TIMEWAY TESTING LABORATORIES. will not, without the consent of the client enter into any discussion of correspondence with any third party concerning the contents of the report.
In the event of the improper use of the report. The SHENZHEN TIMEWAY TESTING LABORATORIES. reserves the rights to withdraw it and to adopt any other remedies which may be appropriate.

Radiated emission test view



The report refers only to the sample tested and does not apply to the bulk.
This report is issued in confidence to the client and it will be strictly treated as such by the SHENZHEN TIMEWAY TESTING LABORATORIES. It may not be reproduced rather in its entirety or in part and it may not be used for adverting. The client to whom the report is issued may, however, show or send it . or a certified copy there of prepared by the SHENZHEN TIMEWAY TESTING LABORATORIES. to his customer. Supplier or others persons directly concerned. SHENZHEN TIMEWAY TESTING LABORATORIES. will not, without the consent of the client enter into any discussion of correspondence with any third party concerning the contents of the report.
In the event of the improper use of the report. The SHENZHEN TIMEWAY TESTING LABORATORIES. reserves the rights to withdraw it and to adopt any other remedies which may be appropriate.

RF test view

11.2 Photographs – EUT

Please refer test report TWN2604407-01E

--End of the report--

The report refers only to the sample tested and does not apply to the bulk.
This report is issued in confidence to the client and it will be strictly treated as such by the SHENZHEN TIMEWAY TESTING LABORATORIES. It may not be reproduced rather in its entirety or in part and it may not be used for adverting. The client to whom the report is issued may, however, show or send it . or a certified copy there of prepared by the SHENZHEN TIMEWAY TESTING LABORATORIES. to his customer. Supplier or others persons directly concerned. SHENZHEN TIMEWAY TESTING LABORATORIES. will not, without the consent of the client enter into any discussion of correspondence with any third party concerning the contents of the report.
In the event of the improper use of the report. The SHENZHEN TIMEWAY TESTING LABORATORIES. reserves the rights to withdraw it and to adopt any other remedies which may be appropriate.