6.525-6.875GHz_802.11ax HEW160-BF_Nss1,(MCS0)_2TX

6665MHz_TX

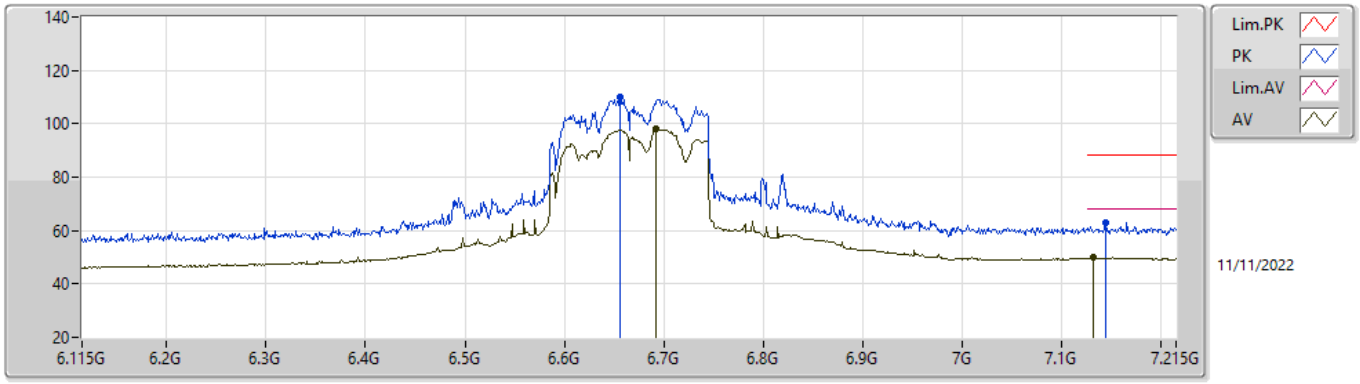

Type	Freq	Level	Limit	Margin	Factor	Dist	Condition	Azimuth	Height	Comment	Raw	AF	CL	PA
	(Hz)	(dBuV/m)	(dBuV/m)	(dB)	(dB)	(m)		(°)	(m)		(dBuV)	(dB)	(dB)	(dB)
AV	6.6914G	98.14	Inf	-Inf	16.19	3	Vertical	216	1.77	-	81.95	35.97	10.86	30.64
AV	7.1314G	49.78	68.20	-18.42	16.90	3	Vertical	216	1.77	-	32.88	36.43	11.24	30.77
PK	6.6562G	109.94	Inf	-Inf	16.02	3	Vertical	216	1.77	-	93.92	35.82	10.82	30.62
PK	7.1446G	63.03	88.20	-25.17	16.97	3	Vertical	216	1.77	-	46.06	36.48	11.25	30.76

6.525-6.875GHz_802.11ax HEW160-BF_Nss1,(MCS0)_2TX

6665MHz_TX

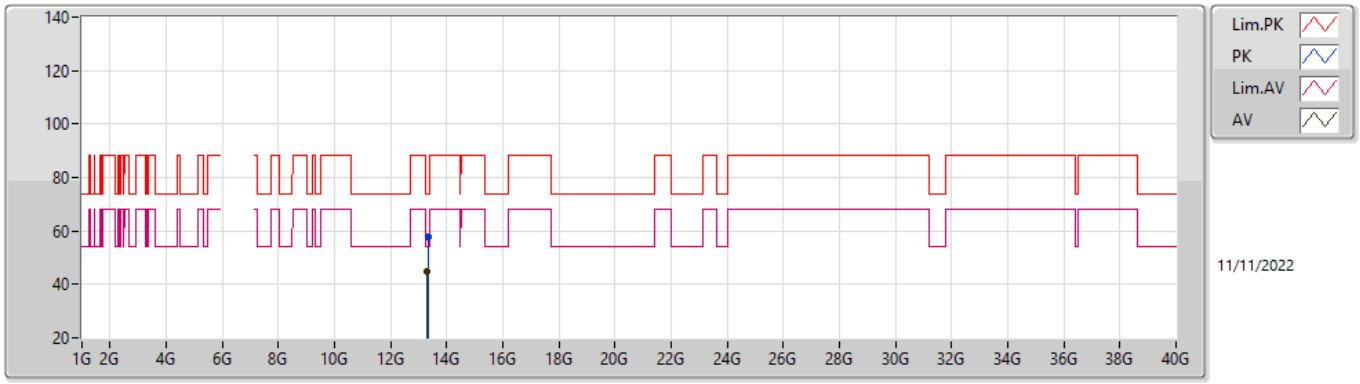

Type	Freq	Level	Limit	Margin	Factor	Dist	Condition	Azimuth	Height	Comment	Raw	AF	CL	PA
	(Hz)	(dBuV/m)	(dBuV/m)	(dB)	(dB)	(m)		(°)	(m)		(dBuV)	(dB)	(dB)	(dB)
AV	13.315G	44.99	54.00	-9.01	22.85	3	Vertical	39	1.26	-	22.14	39.96	14.12	31.23
PK	13.32082G	57.87	74.00	-16.13	22.87	3	Vertical	39	1.26	-	35.00	39.98	14.12	31.23

6.525-6.875GHz_802.11ax HEW160-BF_Nss1,(MCS0)_2TX

6665MHz_TX

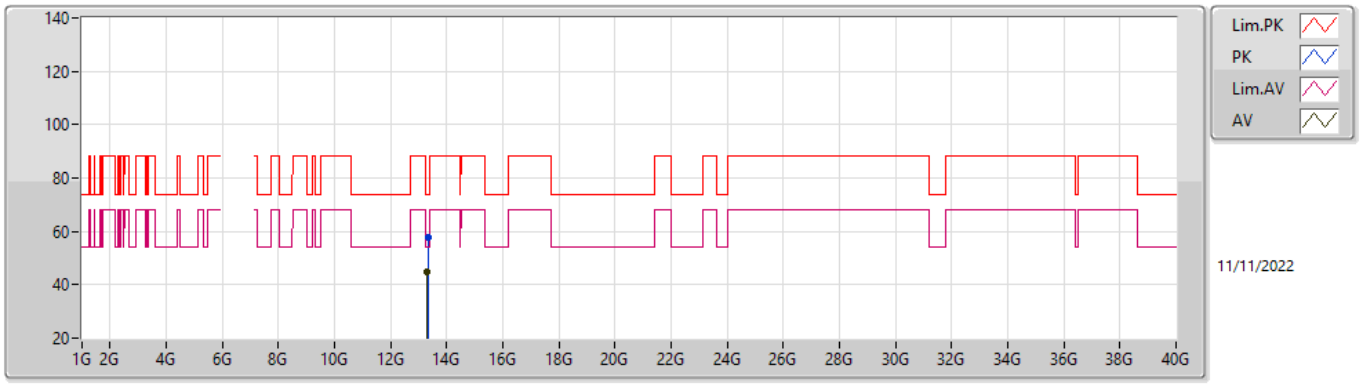

Type	Freq	Level	Limit	Margin	Factor	Dist	Condition	Azimuth	Height	Comment	Raw	AF	CL	PA
	(Hz)	(dBuV/m)	(dBuV/m)	(dB)	(dB)	(m)		(°)	(m)		(dBuV)	(dB)	(dB)	(dB)
AV	13.31584G	45.05	54.00	-8.95	22.85	3	Horizontal	199	1.18	-	22.20	39.96	14.12	31.23
PK	13.33576G	57.58	74.00	-16.42	22.94	3	Horizontal	199	1.18	-	34.64	40.04	14.13	31.23

6.525-6.875GHz_802.11ax HEW160-BF_Nss1,(MCS0)_2TX

6825MHz Straddle 6.525-6.875GHz_TX

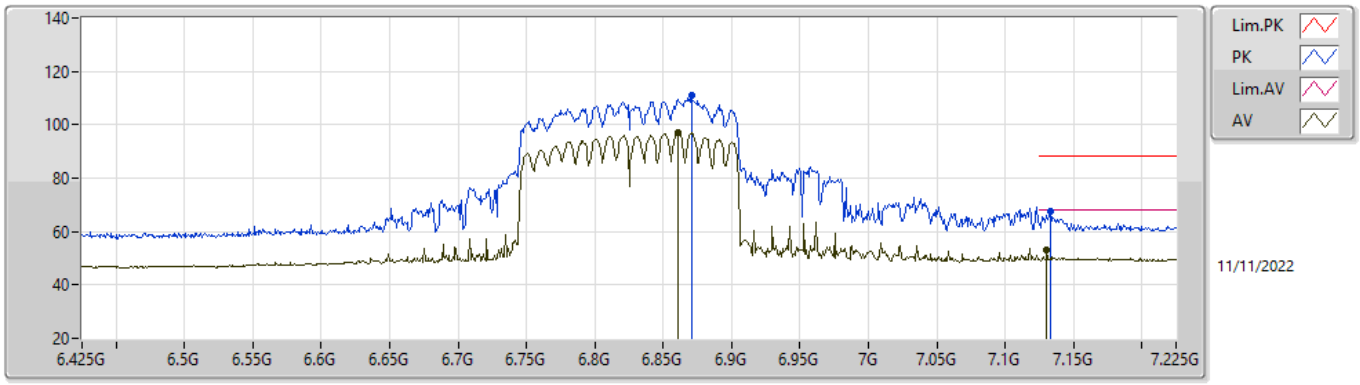

Type	Freq	Level	Limit	Margin	Factor	Dist	Condition	Azimuth	Height	Comment	Raw	AF	CL	PA
	(Hz)	(dBuV/m)	(dBuV/m)	(dB)	(dB)	(m)		(°)	(m)		(dBuV)	(dB)	(dB)	(dB)
AV	6.861G	97.21	Inf	-Inf	16.08	3	Vertical	229	1.89	-	81.13	35.80	11.01	30.73
AV	7.1306G	52.95	68.20	-15.25	16.89	3	Vertical	229	1.89	-	36.06	36.42	11.24	30.77
PK	6.8706G	110.92	Inf	-Inf	16.08	3	Vertical	229	1.89	-	94.84	35.80	11.02	30.74
PK	7.133G	67.83	88.20	-20.37	16.90	3	Vertical	229	1.89	-	50.93	36.43	11.24	30.77

6.525-6.875GHz_802.11ax HEW160-BF_Nss1,(MCS0)_2TX

6825MHz Straddle 6.525-6.875GHz_TX

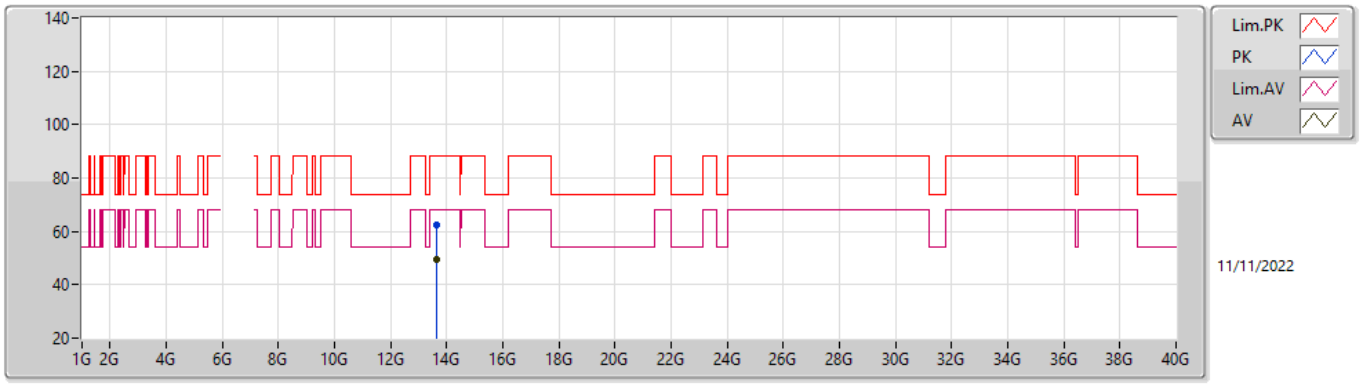

Type	Freq	Level	Limit	Margin	Factor	Dist	Condition	Azimuth	Height	Comment	Raw	AF	CL	PA
	(Hz)	(dBuV/m)	(dBuV/m)	(dB)	(dB)	(m)		(°)	(m)		(dBuV)	(dB)	(dB)	(dB)
AV	13.64493G	49.51	68.20	-18.69	22.82	3	Vertical	10	2.96	-	26.69	39.81	14.32	31.31
PK	13.64349G	62.17	88.20	-26.03	22.82	3	Vertical	10	2.96	-	39.35	39.81	14.32	31.31

6.525-6.875GHz_802.11ax HEW160-BF_Nss1,(MCS0)_2TX

6825MHz Straddle 6.525-6.875GHz_TX

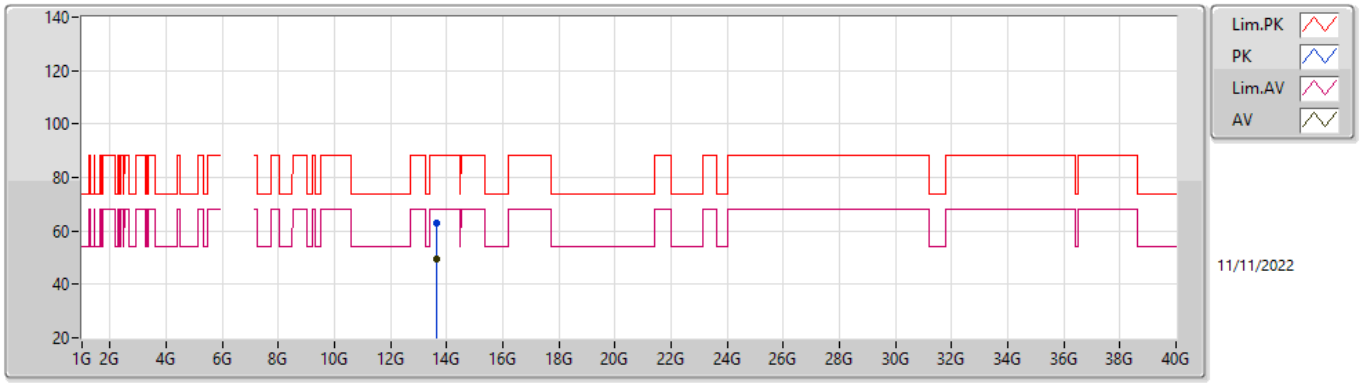

Type	Freq	Level	Limit	Margin	Factor	Dist	Condition	Azimuth	Height	Comment	Raw	AF	CL	PA
	(Hz)	(dBuV/m)	(dBuV/m)	(dB)	(dB)	(m)		(°)	(m)		(dBuV)	(dB)	(dB)	(dB)
AV	13.6434G	49.45	68.20	-18.75	22.82	3	Horizontal	321	2.09	-	26.63	39.81	14.32	31.31
PK	13.63809G	62.96	88.20	-25.24	22.83	3	Horizontal	321	2.09	-	40.13	39.82	14.32	31.31

6.875-7.125GHz_802.11ax HEW160-BF_Nss1,(MCS0)_2TX

6985MHz_TX

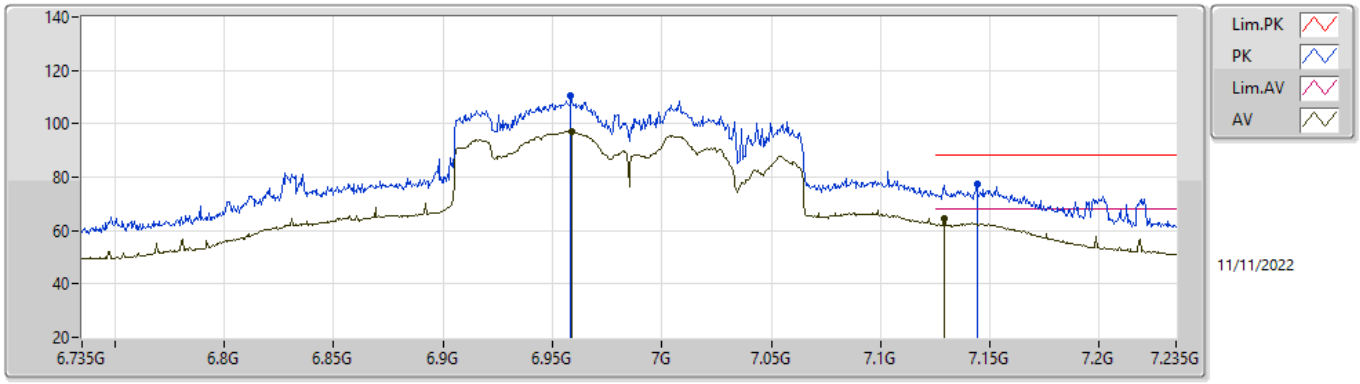

Type	Freq	Level	Limit	Margin	Factor	Dist	Condition	Azimuth	Height	Comment	Raw	AF	CL	PA
	(Hz)	(dBuV/m)	(dBuV/m)	(dB)	(dB)	(m)		(°)	(m)		(dBuV)	(dB)	(dB)	(dB)
AV	6.959G	97.30	Inf	-Inf	16.11	3	Vertical	233	1.94	-	81.19	35.80	11.10	30.79
AV	7.129G	64.27	68.20	-3.93	16.89	3	Vertical	233	1.94	-	47.38	36.42	11.24	30.77
PK	6.9585G	110.50	Inf	-Inf	16.10	3	Vertical	233	1.94	-	94.40	35.80	11.09	30.79
PK	7.144G	77.38	88.20	-10.82	16.97	3	Vertical	233	1.94	-	60.41	36.48	11.25	30.76

6.875-7.125GHz_802.11ax HEW160-BF_Nss1,(MCS0)_2TX

6985MHz_TX

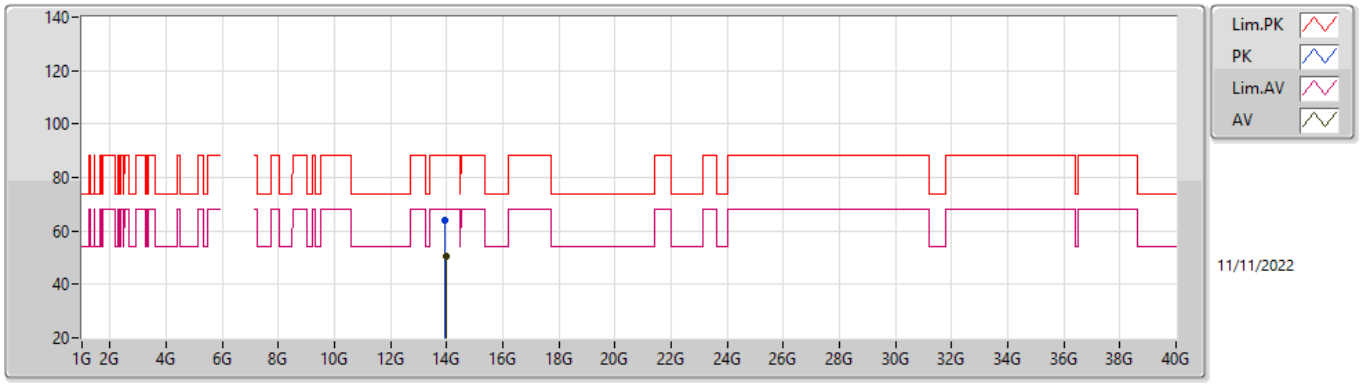

Type	Freq	Level	Limit	Margin	Factor	Dist	Condition	Azimuth	Height	Comment	Raw	AF	CL	PA
	(Hz)	(dBuV/m)	(dBuV/m)	(dB)	(dB)	(m)		(°)	(m)		(dBuV)	(dB)	(dB)	(dB)
AV	13.97891G	50.54	68.20	-17.66	22.94	3	Vertical	82	2.23	-	27.60	39.80	14.53	31.39
PK	13.95782G	63.76	88.20	-24.44	22.92	3	Vertical	82	2.23	-	40.84	39.80	14.51	31.39

6.875-7.125GHz_802.11ax HEW160-BF_Nss1,(MCS0)_2TX

6985MHz_TX

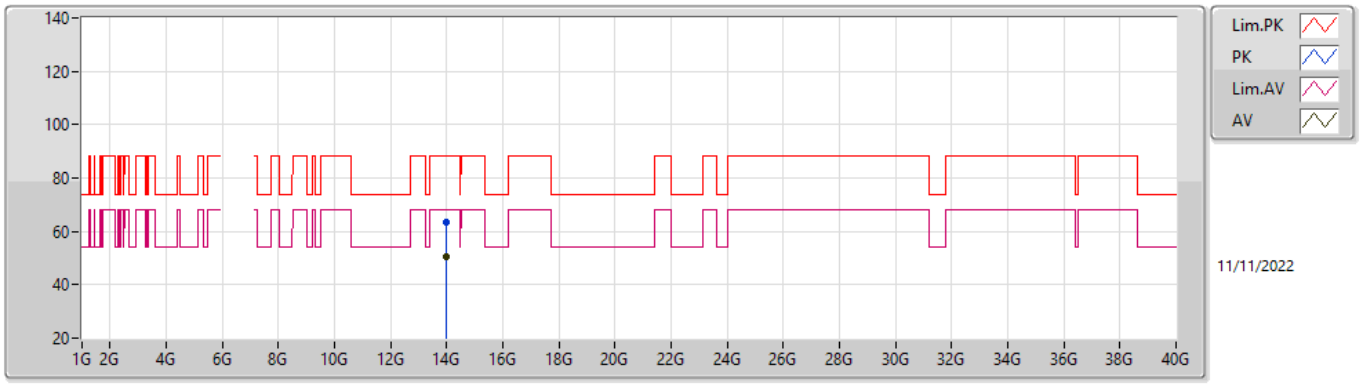

Type	Freq	Level	Limit	Margin	Factor	Dist	Condition	Azimuth	Height	Comment	Raw	AF	CL	PA
	(Hz)	(dBuV/m)	(dBuV/m)	(dB)	(dB)	(m)		(°)	(m)		(dBuV)	(dB)	(dB)	(dB)
AV	13.97963G	50.53	68.20	-17.67	22.93	3	Horizontal	190	2.28	-	27.60	39.80	14.53	31.40
PK	13.96619G	63.70	88.20	-24.50	22.93	3	Horizontal	190	2.28	-	40.77	39.80	14.52	31.39

Antenna Gain(dBi)			
UNII5	UNII6	UNII7	UNII8
4.37	4.37	4.37	4.37

Contention Based protocol 802.11ax HE20											
UNII Band	Channel	Bandwidth (MHz)	Frequency (MHz)	Interference frequency (MHz)		AWGN Threshold Level (dBm)	EUT Status	Number of Detected (out of 10 times)	Detection Probability (%)	Limit (%)	Test Result
5	53	20	6215	Center	6215	-66.37	OFF	10	100	90	Pass
6	101	20	6455	Center	6455	-65.37	OFF	10	100	90	Pass
7	149	20	6695	Center	6695	-62.00	OFF	10	100	90	Pass
8	213	20	7015	Center	7015	-65.37	OFF	10	100	90	Pass

Contention Based protocol 802.11ax HE160											
UNII Band	Channel	Bandwidth (MHz)	Frequency (MHz)	Interference frequency (MHz)		AWGN Threshold Level (dBm)	EUT Status	Number of Detected (out of 10 times)	Detection Probability (%)	Limit(%)	Test Result
5	47	160	6185	Low edge	6110	-62.00	OFF	10	100	90	Pass
				Center	6185	-62.00	OFF	10	100	90	Pass
				High edge	6260	-62.37	OFF	10	100	90	Pass
6	111	160	6505	Low edge	6430	-62.00	OFF	10	100	90	Pass
				Center	6505	-62.00	OFF	10	100	90	Pass
				High edge	6580	-65.37	OFF	10	100	90	Pass
7	143	160	6665	Low edge	6590	-67.37	OFF	10	100	90	Pass
				Center	6665	-63.37	OFF	10	100	90	Pass
				High edge	6740	-62.00	OFF	10	100	90	Pass
8	207	160	6985	Low edge	6910	-69.37	OFF	10	100	90	Pass
				Center	6985	-62.00	OFF	10	100	90	Pass
				High edge	7060	-65.37	OFF	10	100	90	Pass

Contention Based Protocol Threshold Level										
UNII Band	Channel	Bandwidth (MHz)	Frequency (MHz)	Intetference frequency (MHz)		EUT Status	Injected AWGN Power (dBm)	Ant Gain (dBi)	Detection Power(dBm)	Detection Limit (dBm)
5	53	20	6215	Center	6215	OFF	-62.00	4.37	-66.37	≤ -62
						Minimal	-63.00	4.37	-67.37	≤ -62
						ON	-64.00	4.37	-68.37	≤ -62
6	101		6455	Center	6455	OFF	-61.00	4.37	-65.37	≤ -62
						Minimal	-62.00	4.37	-66.37	≤ -62
						ON	-63.00	4.37	-67.37	≤ -62
7	149		6695	Center	6695	OFF	-57.63	4.37	-62.00	≤ -62
						Minimal	-58.00	4.37	-62.37	≤ -62
						ON	-59.00	4.37	-63.37	≤ -62
8	213		7015	Center	7015	OFF	-61.00	4.37	-65.37	≤ -62
						Minimal	-62.00	4.37	-66.37	≤ -62
						ON	-63.00	4.37	-67.37	≤ -62

Contention Based Protocol Threshold Level										
UNII Band	Channel	Bandwidth (MHz)	Frequency (MHz)	Intetference frequency (MHz)		EUT Status	Injected AWGN Power (dBm)	Ant Gain (dBi)	Detection Power(dBm)	Detection Limit (dBm)
5	47	160	6185	Low edge	6110	OFF	-57.63	4.37	-62.00	≤ -62
						Minimal	-58.00	4.37	-62.37	≤ -62
						ON	-59.00	4.37	-63.37	≤ -62
				Center	6185	OFF	-57.63	4.37	-62.00	≤ -62
						Minimal	-58.00	4.37	-62.37	≤ -62
						ON	-59.00	4.37	-63.37	≤ -62
				High edge	6260	OFF	-58.00	4.37	-62.37	≤ -62
						Minimal	-59.00	4.37	-63.37	≤ -62
						ON	-60.00	4.37	-64.37	≤ -62
6	111		6505	Low edge	6430	OFF	-57.63	4.37	-62.00	≤ -62
						Minimal	-58.00	4.37	-62.37	≤ -62
						ON	-59.00	4.37	-63.37	≤ -62
				Center	6505	OFF	-57.63	4.37	-62.00	≤ -62
						Minimal	-58.00	4.37	-62.37	≤ -62
						ON	-59.00	4.37	-63.37	≤ -62
				High edge	6580	OFF	-61.00	4.37	-65.37	≤ -62
						Minimal	-62.00	4.37	-66.37	≤ -62
						ON	-63.00	4.37	-67.37	≤ -62
7	143		6665	Low edge	6590	OFF	-63.00	4.37	-67.37	≤ -62
						Minimal	-64.00	4.37	-68.37	≤ -62
						ON	-65.00	4.37	-69.37	≤ -62
				Center	6665	OFF	-59.00	4.37	-63.37	≤ -62
						Minimal	-60.00	4.37	-64.37	≤ -62
						ON	-61.00	4.37	-65.37	≤ -62
				High edge	6740	OFF	-57.63	4.37	-62.00	≤ -62
						Minimal	-58.00	4.37	-62.37	≤ -62
						ON	-59.00	4.37	-63.37	≤ -62
8	207		6985	Low edge	6910	OFF	-65.00	4.37	-69.37	≤ -62
						Minimal	-66.00	4.37	-70.37	≤ -62
						ON	-67.00	4.37	-71.37	≤ -62
				Center	6985	OFF	-57.63	4.37	-62.00	≤ -62
						Minimal	-58.00	4.37	-62.37	≤ -62
						ON	-59.00	4.37	-63.37	≤ -62
				High edge	7060	OFF	-61.00	4.37	-65.37	≤ -62
						Minimal	-62.00	4.37	-66.37	≤ -62
						ON	-63.00	4.37	-67.37	≤ -62

Bandwidth 20MHz: Traffic Loading Plot - 6215MHz

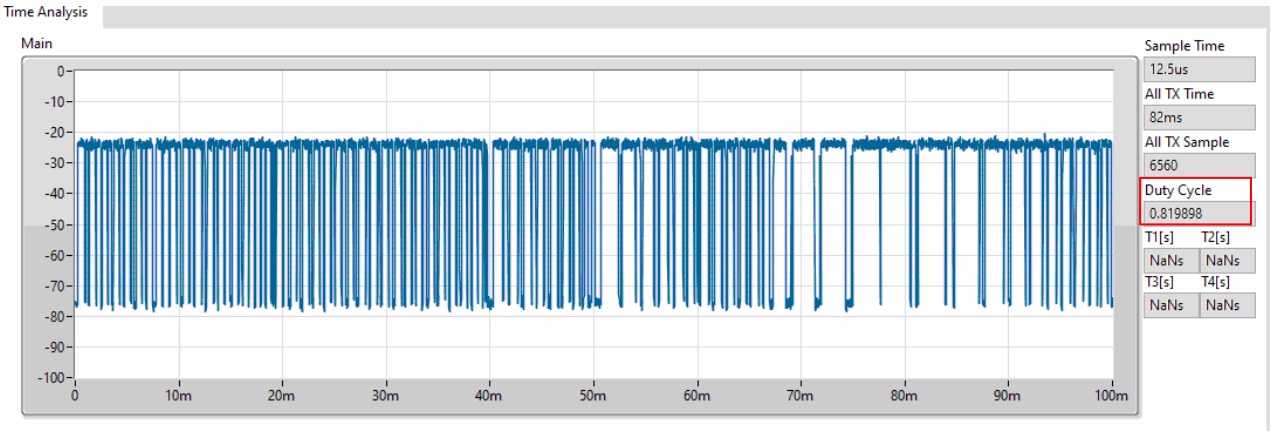

Bandwidth 20MHz: Traffic Loading Plot - 6455MHz

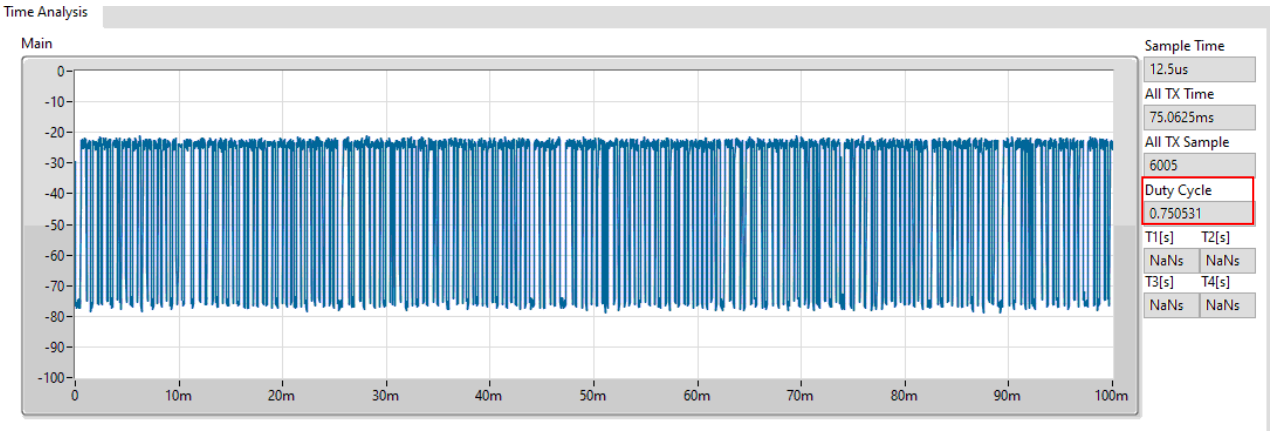

Bandwidth 20MHz: Traffic Loading Plot - 6695MHz

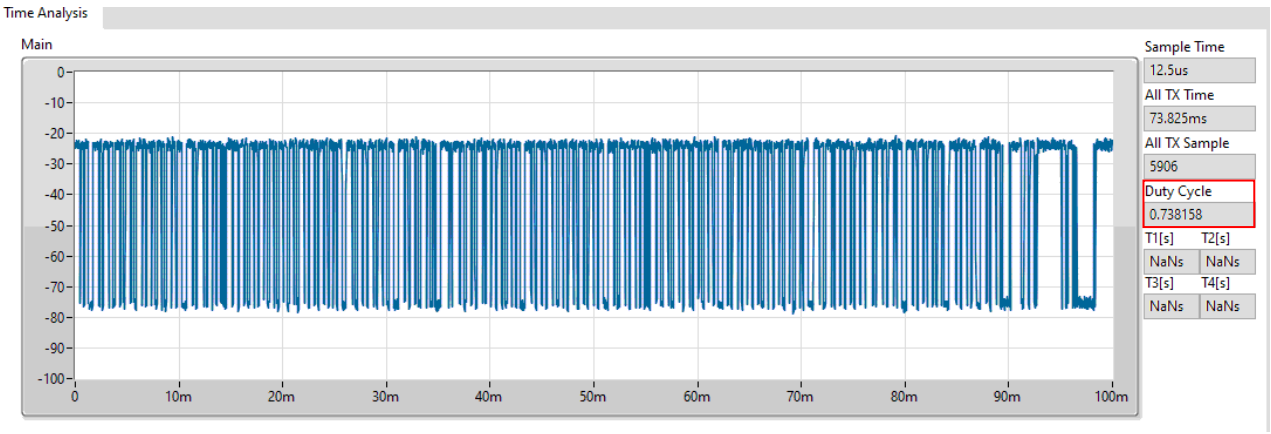

Bandwidth 160MHz: Traffic Loading Plot - 6185MHz

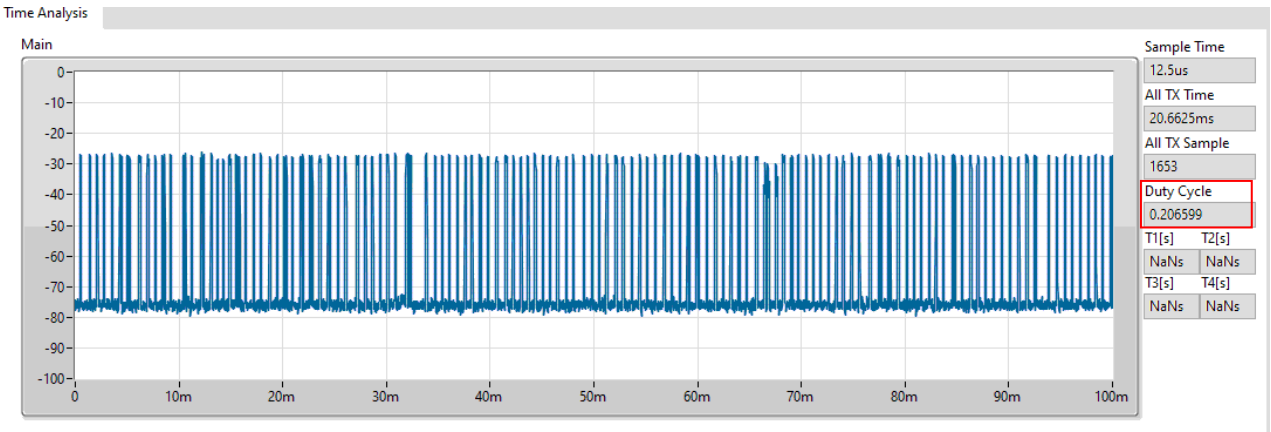

Bandwidth 160MHz: Traffic Loading Plot - 6505MHz

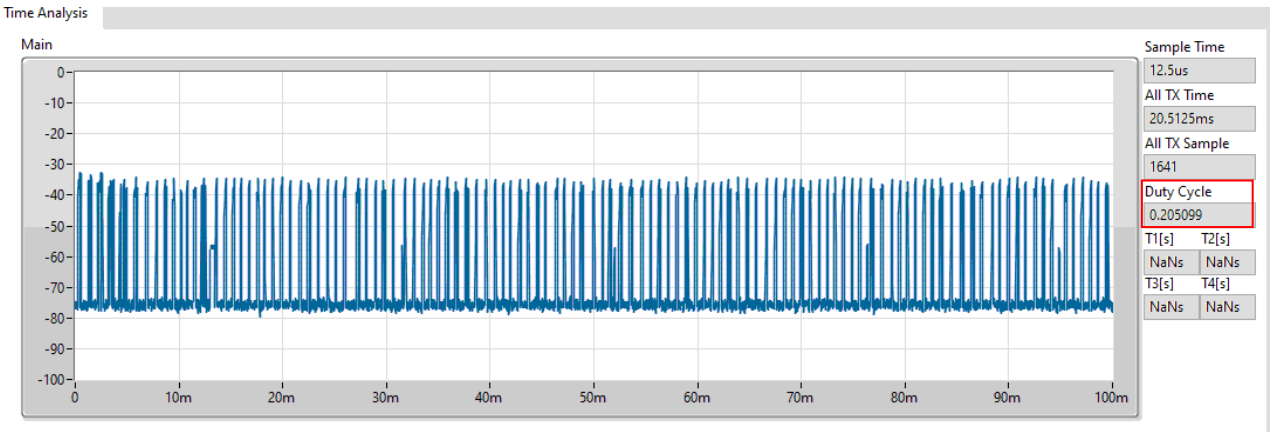

Bandwidth 160MHz: Traffic Loading Plot - 6665MHz

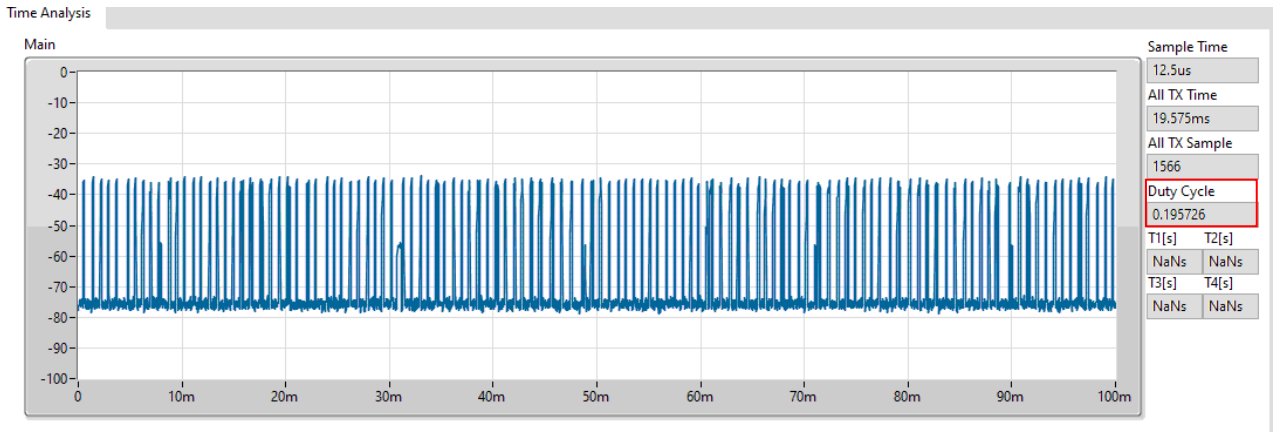

Bandwidth 160MHz: Traffic Loading Plot - 6985MHz

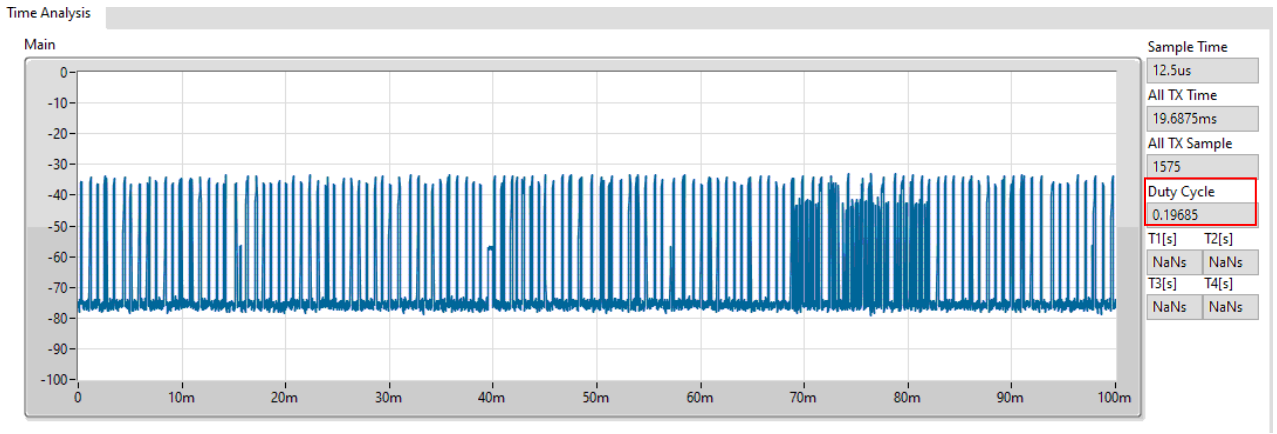

1. Incumbent signal (AWGN) Plot

Frequency (MHz): 6215 MHz

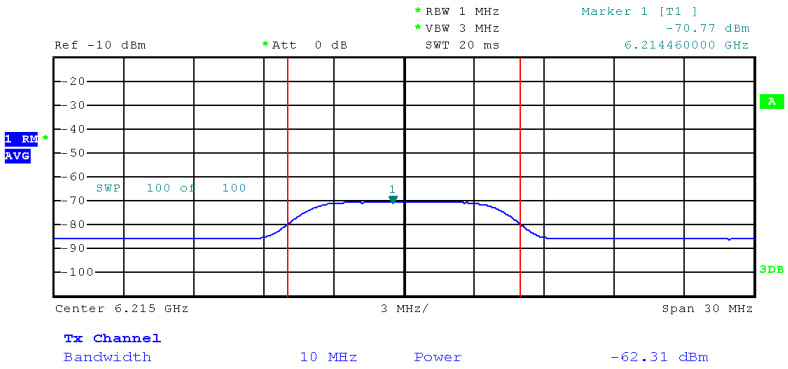

Date: 12.SEP.2022 15:43:16

Frequency (MHz): 6455 MHz

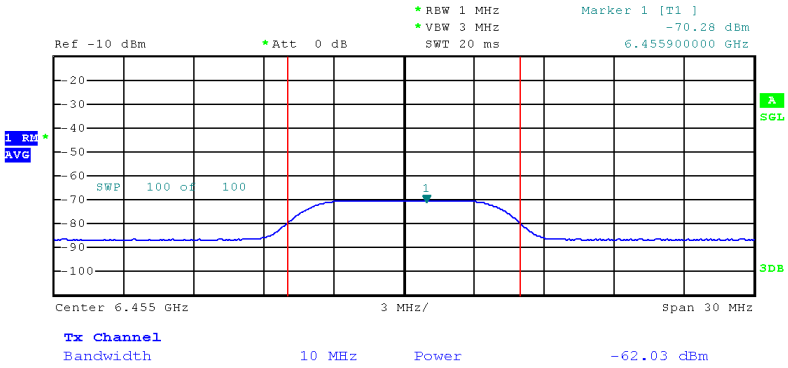

Date: 12.SEP.2022 15:45:49

Frequency (MHz): 6695 MHz

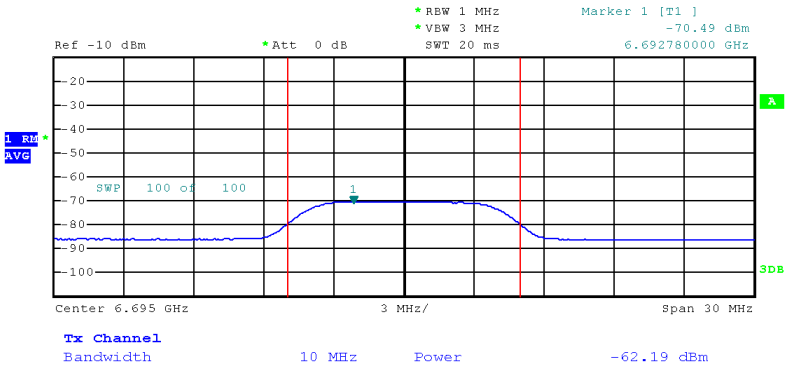

Date: 12.SEP.2022 15:44:59

Frequency (MHz): 7015 MHz

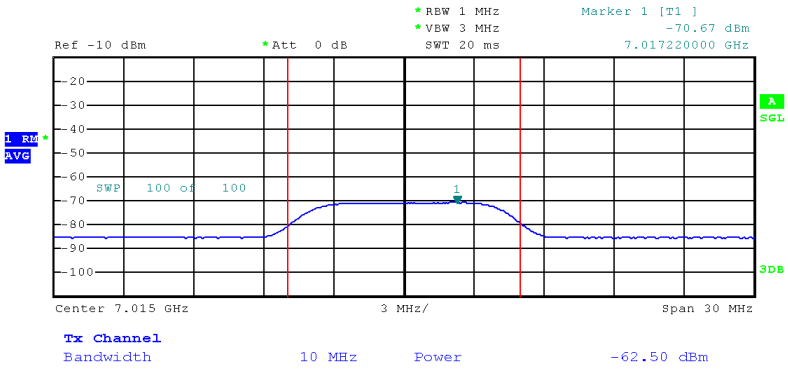

Date: 12.SEP.2022 15:46:35

Frequency (MHz): 6110 MHz

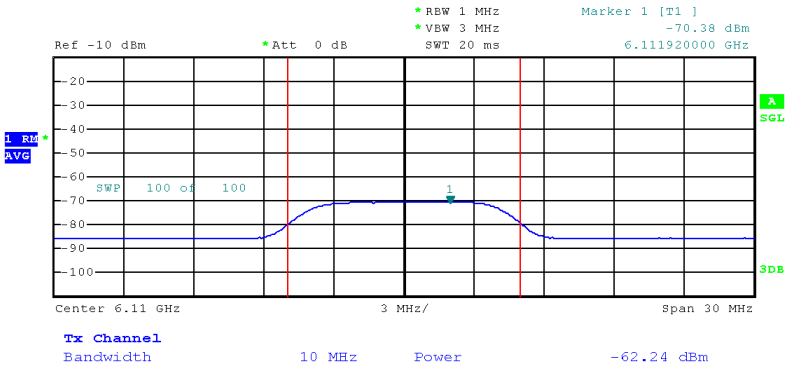

Date: 13.SEP.2022 08:46:51

Frequency (MHz): 6185 MHz

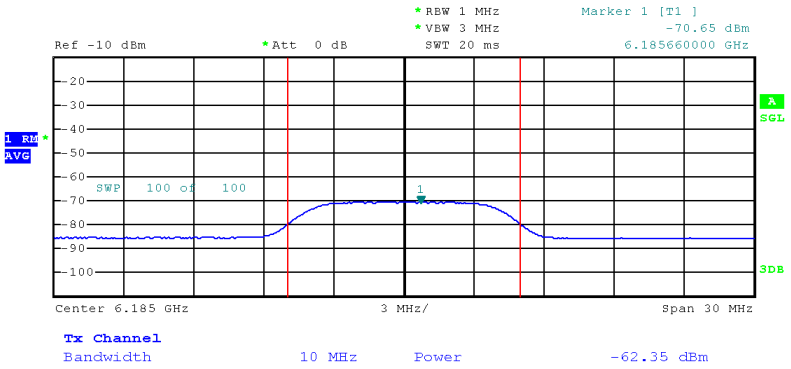

Date: 13.SEP.2022 08:51:14

Frequency (MHz): 6260 MHz

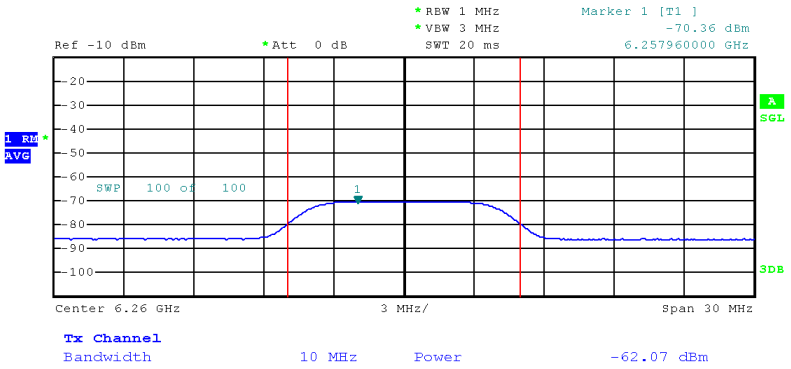

Date: 13.SEP.2022 08:49:27

Frequency (MHz): 6430 MHz

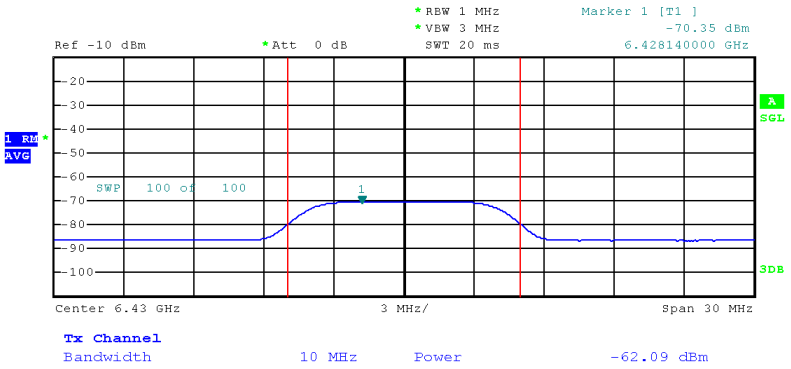

Date: 13.SEP.2022 08:52:40

Frequency (MHz): 6505 MHz

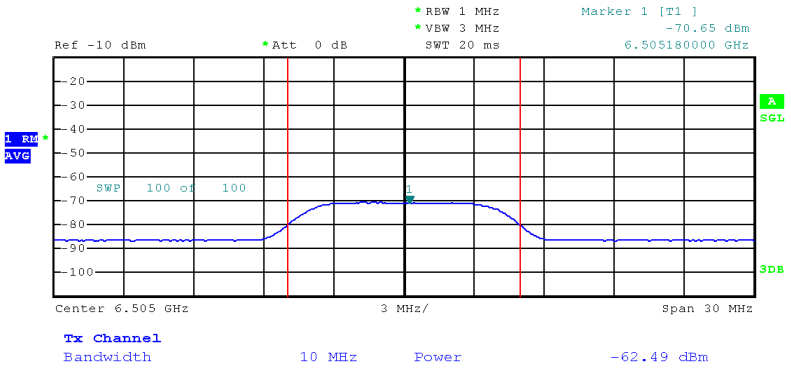

Date: 13.SEP.2022 08:58:26

Frequency (MHz): 6580 MHz

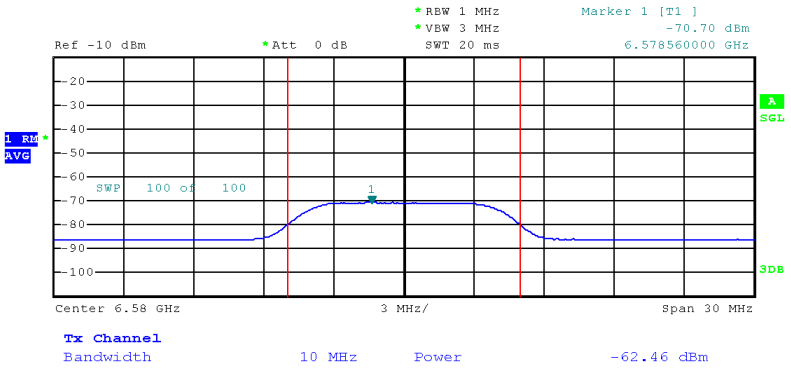

Date: 13.SEP.2022 08:57:09

Frequency (MHz): 6590 MHz

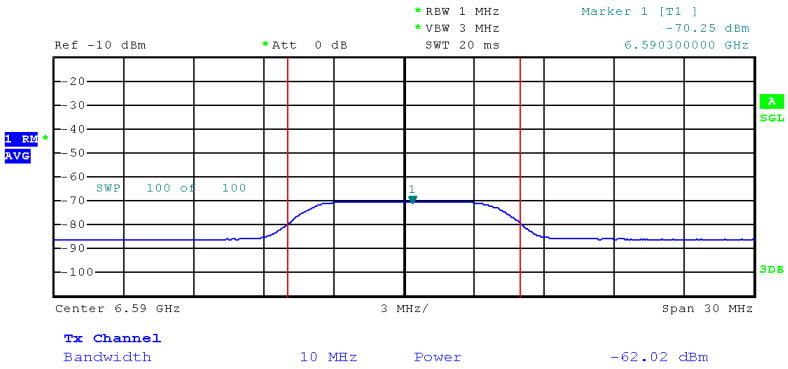

Date: 13.SEP.2022 09:00:13

Frequency (MHz): 6665 MHz

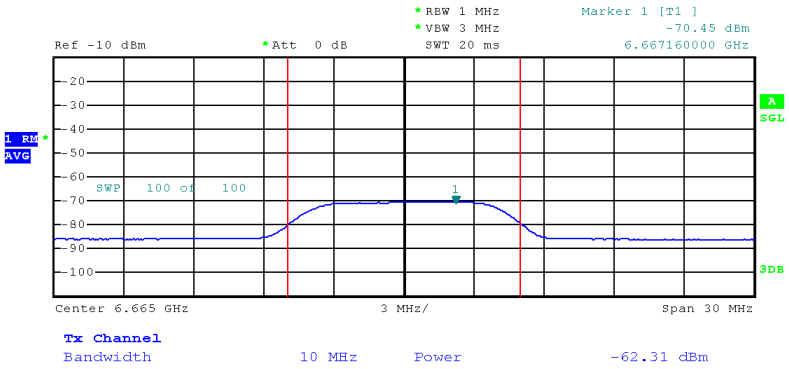

Date: 13.SEP.2022 09:04:32

Frequency (MHz): 6740 MHz

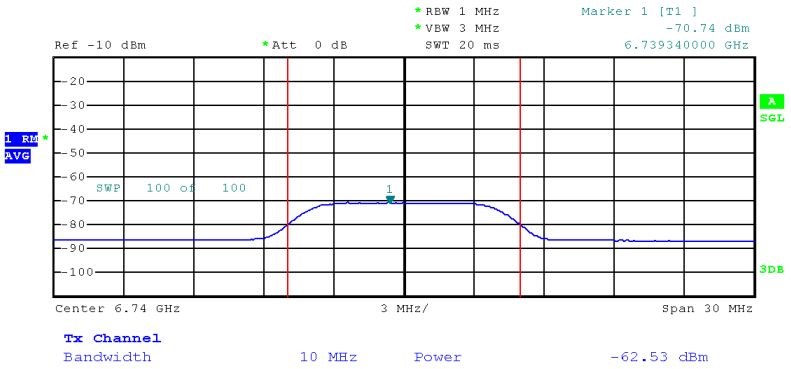

Date: 13.SEP.2022 09:06:44

Frequency (MHz): 6910 MHz

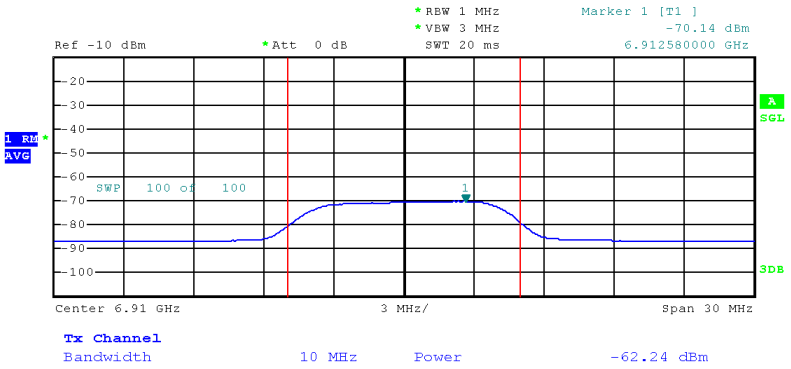

Date: 13.SEP.2022 09:08:42

Frequency (MHz): 6985 MHz

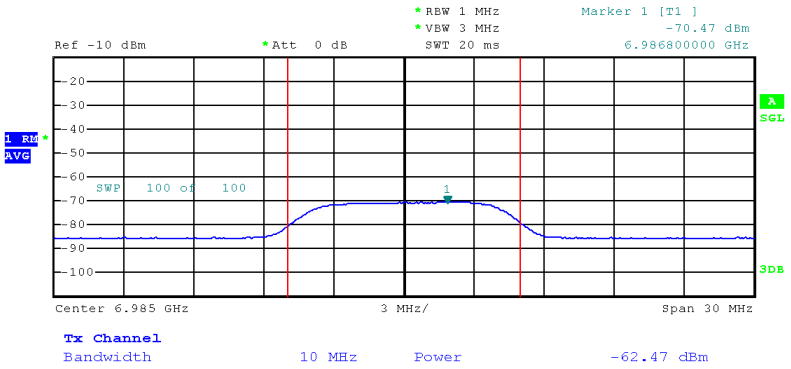

Date: 13.SEP.2022 09:10:49

Frequency (MHz): 7060 MHz

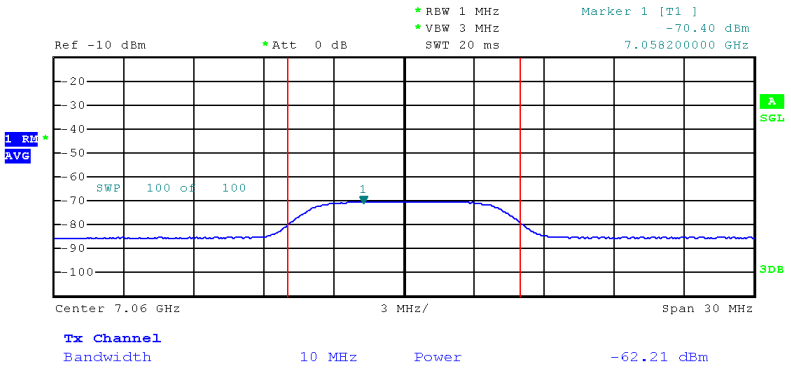

Date: 13.SEP.2022 09:12:09

2. Contention-Based Protocol Plot

Test CH 53 ; Incumbent signal 6215 MHz

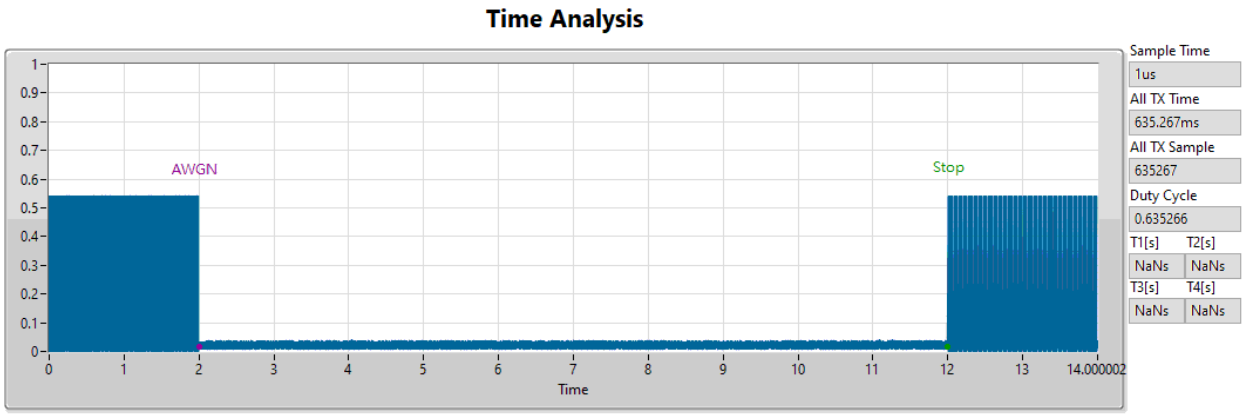

Note : M1 : Inject AWGN signal ; M2 : Remove AWGN signal.

Test CH 101 ; Incumbent signal 6455 MHz

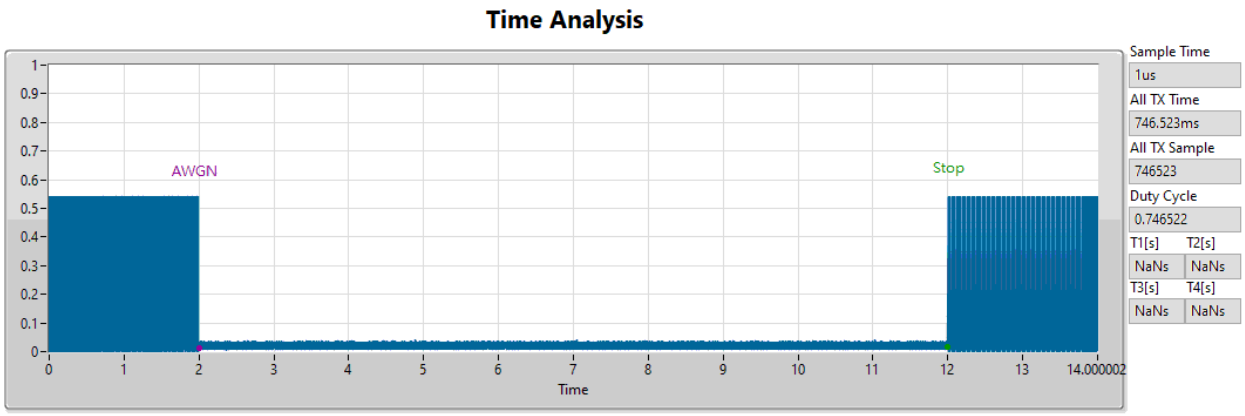

Note : M1 : Inject AWGN signal ; M2 : Remove AWGN signal.

Test CH 149 ; Incumbent signal 6695 MHz

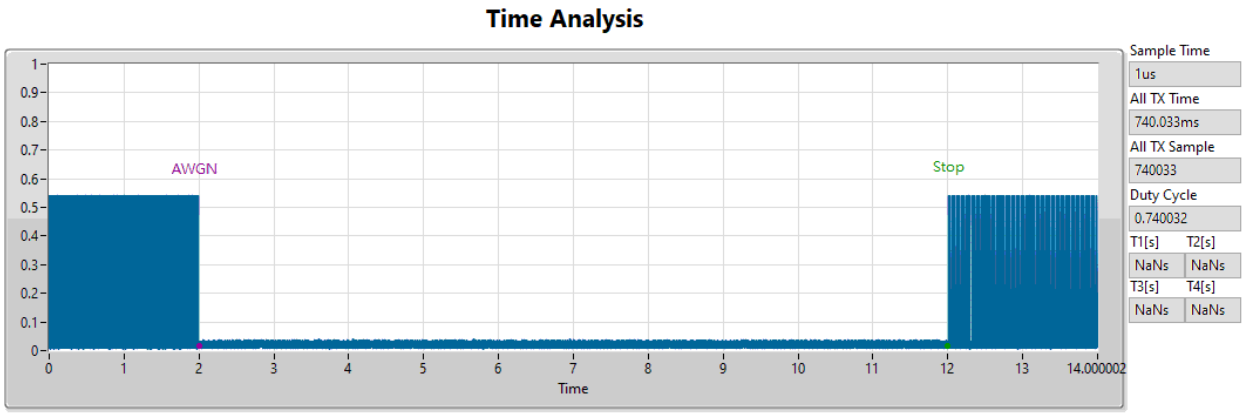

Note : M1 : Inject AWGN signal ; M2 : Remove AWGN signal.

Test CH 213 ; Incumbent signal 7015MHz

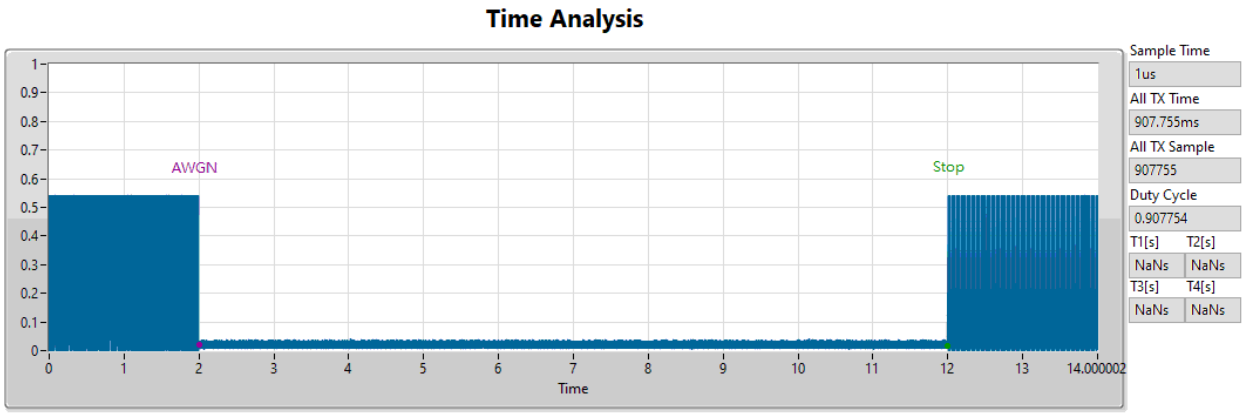

Note : M1 : Inject AWGN signal ; M2 : Remove AWGN signal.

Test CH 47 ; Incumbent signal 6110 MHz

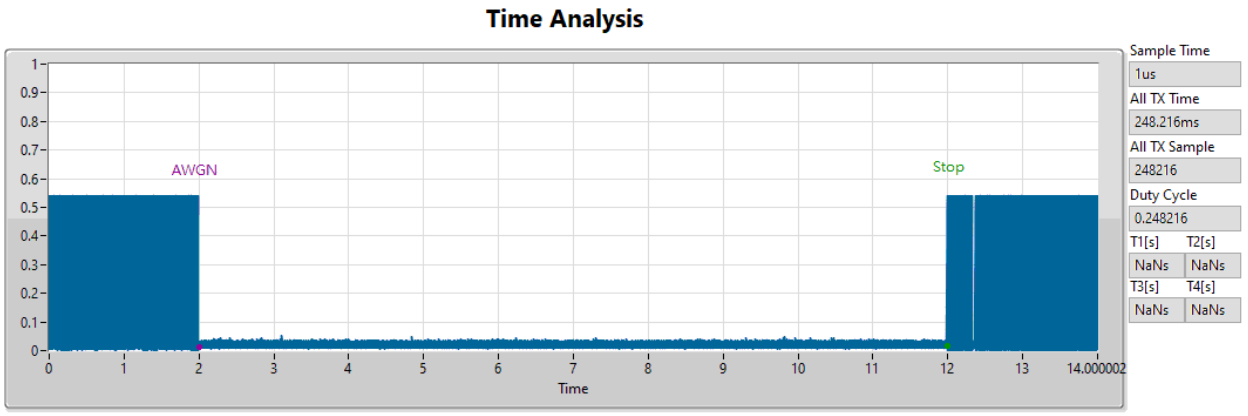

Note : M1 : Inject AWGN signal ; M2 : Remove AWGN signal.

Test CH 47 ; Incumbent signal 6185 MHz

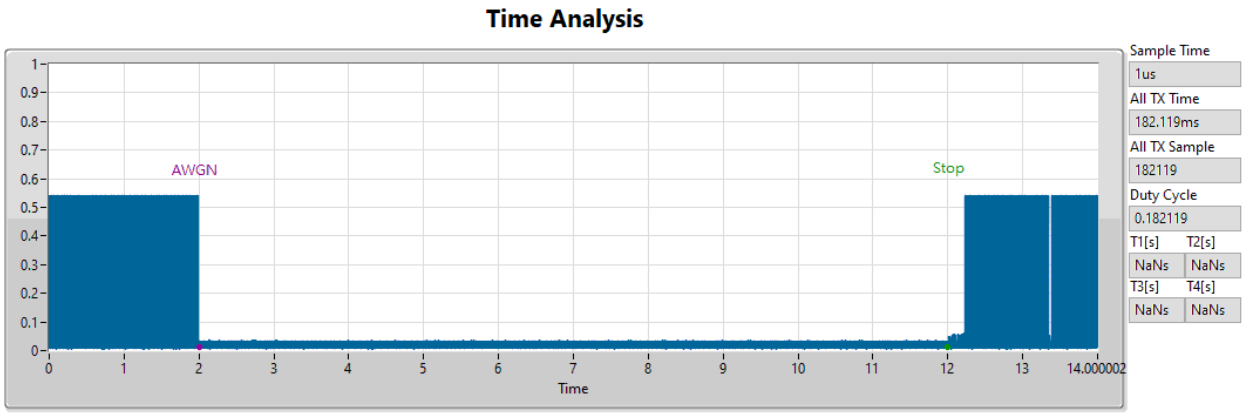

Note : M1 : Inject AWGN signal ; M2 : Remove AWGN signal.

Test CH 47 ; Incumbent signal 6260 MHz

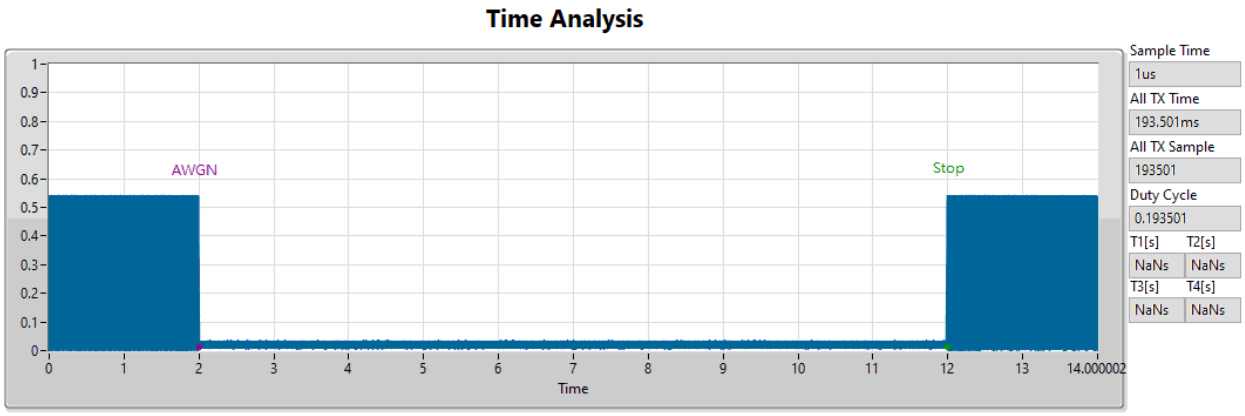

Note : M1 : Inject AWGN signal ; M2 : Remove AWGN signal.

Test CH 111 ; Incumbent signal 6430 MHz

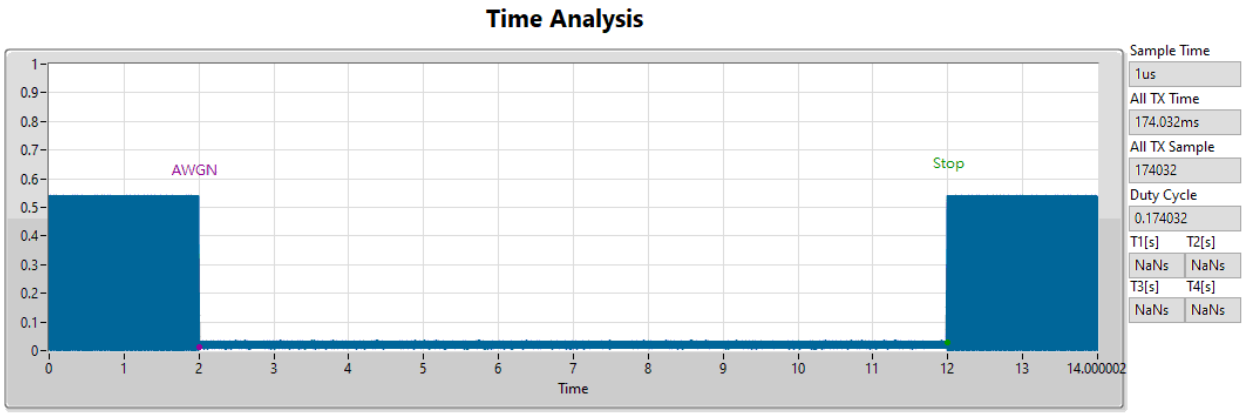

Note : M1 : Inject AWGN signal ; M2 : Remove AWGN signal.

Test CH 111 ; Incumbent signal 6505 MHz

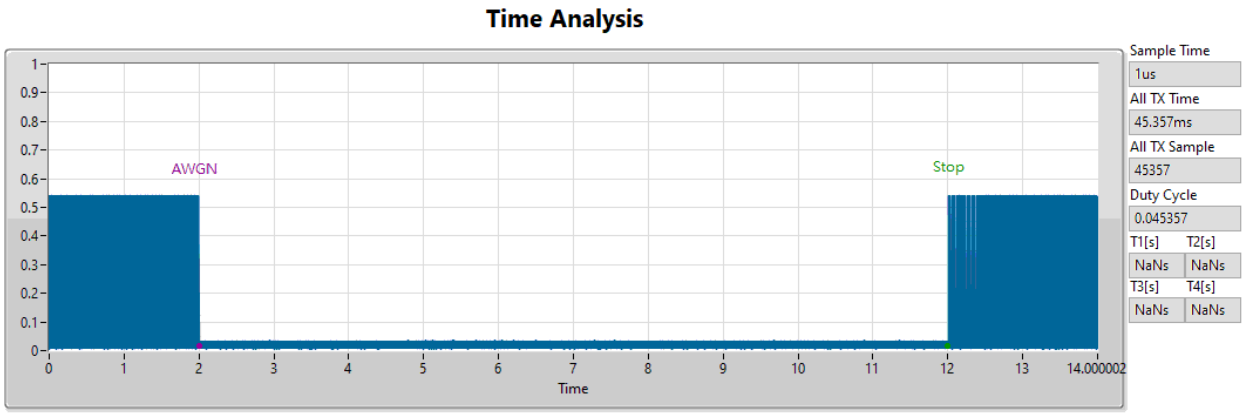

Note : M1 : Inject AWGN signal ; M2 : Remove AWGN signal.

Test CH 111 ; Incumbent signal 6580 MHz

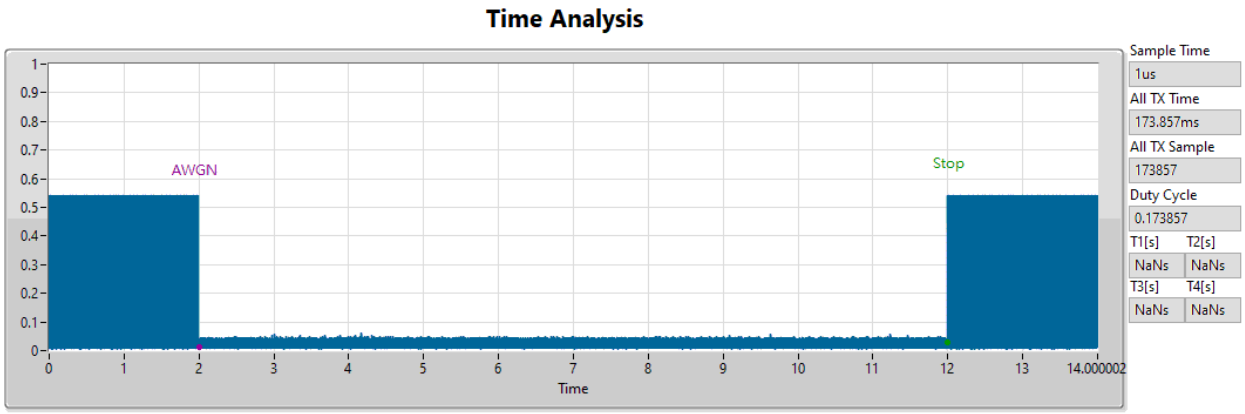

Note : M1 : Inject AWGN signal ; M2 : Remove AWGN signal.

Test CH 143 ; Incumbent signal 6590 MHz

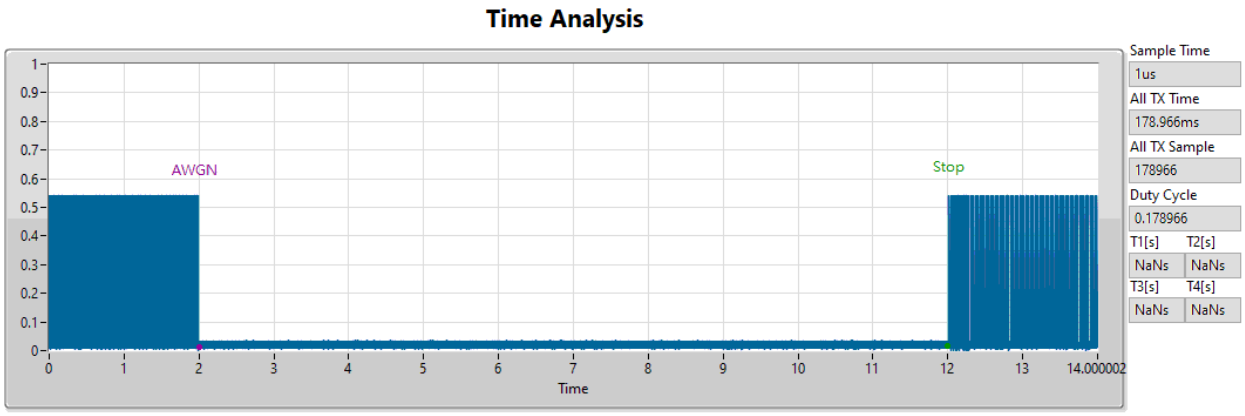

Note : M1 : Inject AWGN signal ; M2 : Remove AWGN signal.

Test CH 143 ; Incumbent signal 6665 MHz

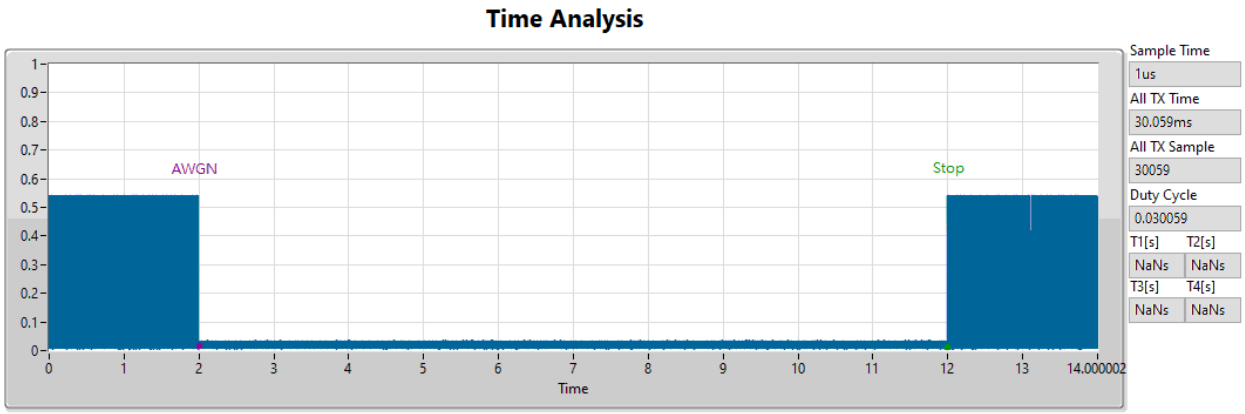

Note : M1 : Inject AWGN signal ; M2 : Remove AWGN signal.

Test CH 143 ; Incumbent signal 6740 MHz

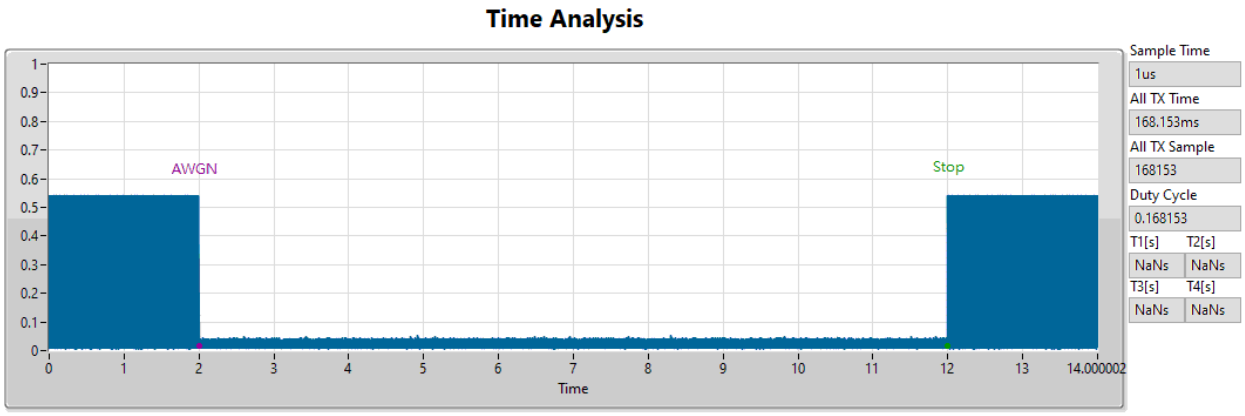

Note : M1 : Inject AWGN signal ; M2 : Remove AWGN signal.

Test CH 207 ; Incumbent signal 6910 MHz

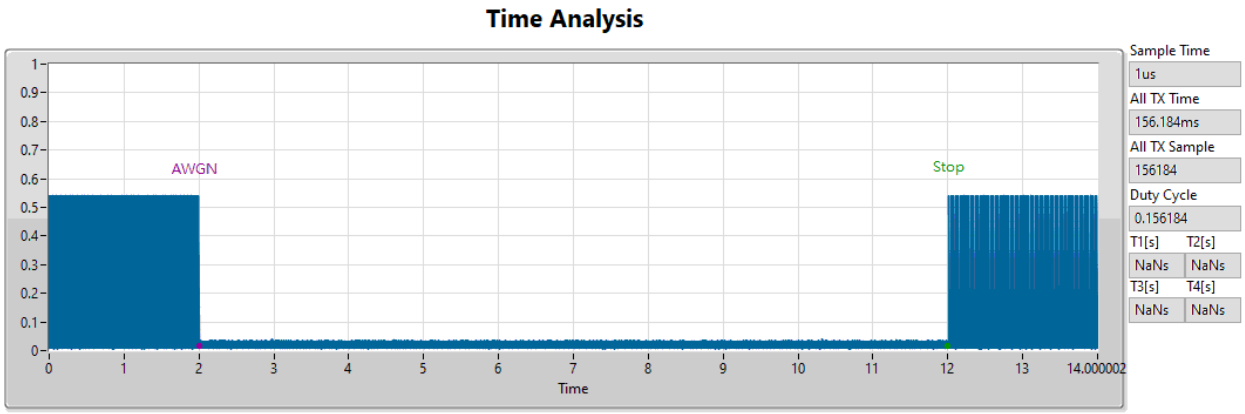

Note : M1 : Inject AWGN signal ; M2 : Remove AWGN signal.

Test CH 207 ; Incumbent signal 6985 MHz

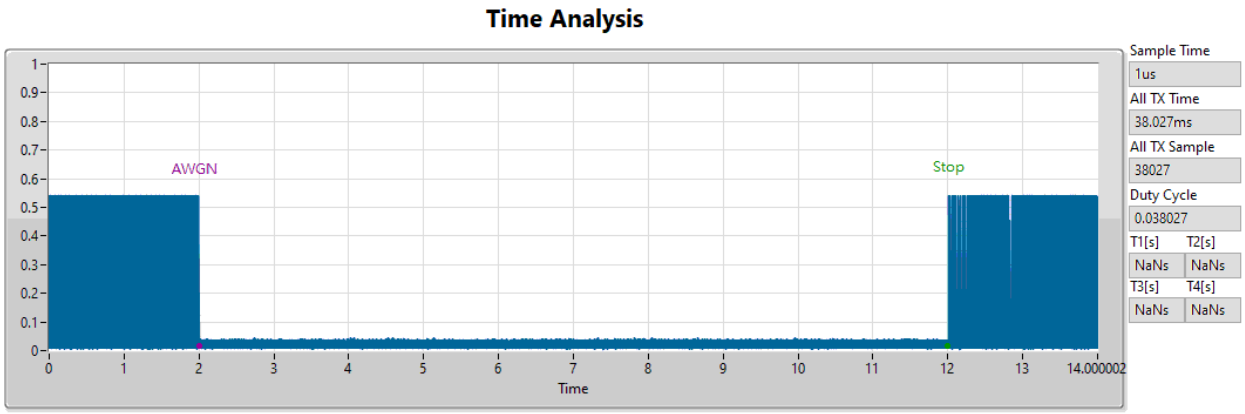

Note : M1 : Inject AWGN signal ; M2 : Remove AWGN signal.

Test CH 207 ; Incumbent signal 7060 MHz

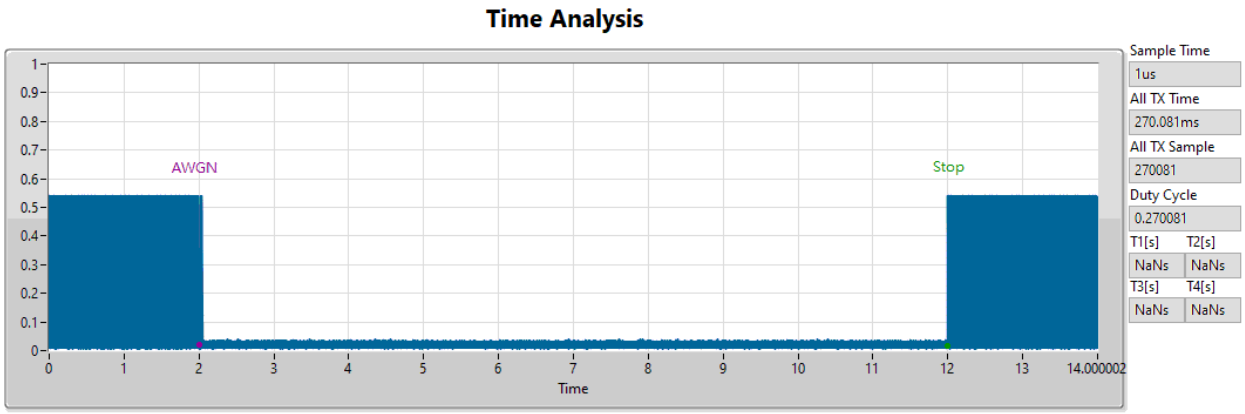

Note : M1 : Inject AWGN signal ; M2 : Remove AWGN signal.

Contention Based Protocol Threshold Level Verify Plot
Bandwidth (MHz): 20
Frequency (MHz): 6215 MHz (Threshold Level: -62 dBm)

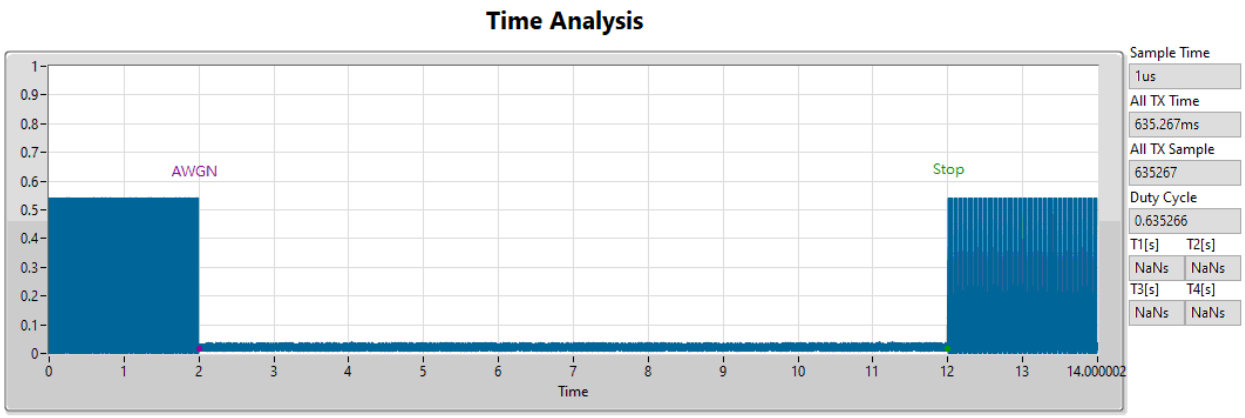

Frequency (MHz): 6215 MHz (Threshold Level: -63dBm)

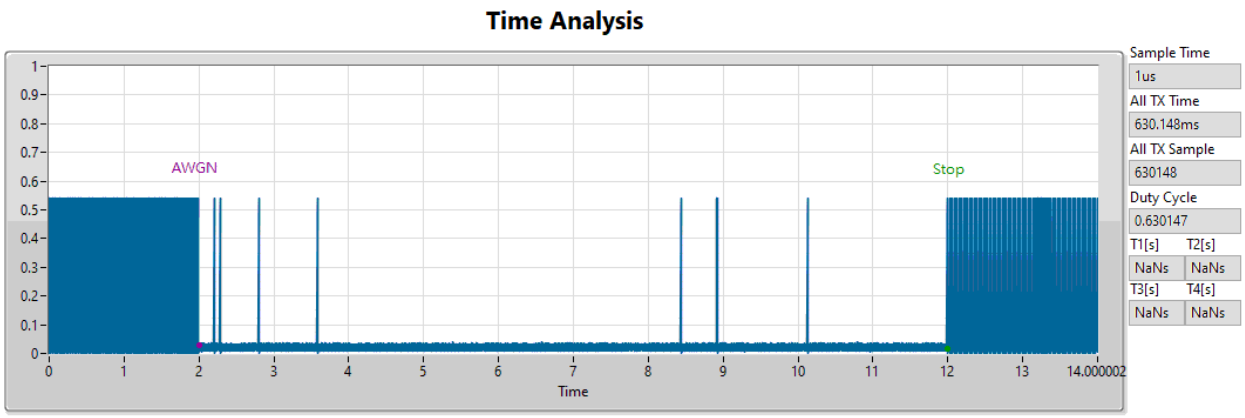

Frequency (MHz): 6215 MHz (Threshold Level: -64 dBm)

Time Analysis

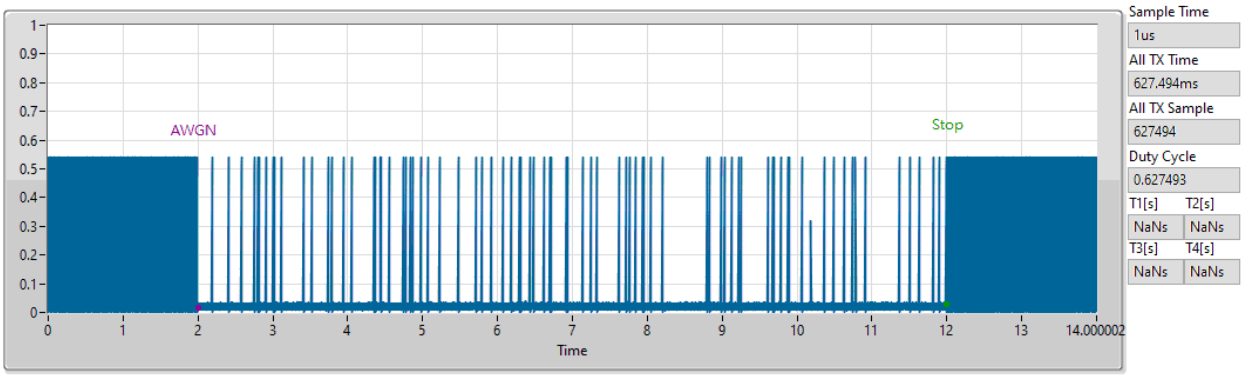

Contention Based Protocol Threshold Level Verify Plot

Bandwidth (MHz): 160

Frequency (MHz): 6110 MHz (Threshold Level: -56.5dBm)

Time Analysis

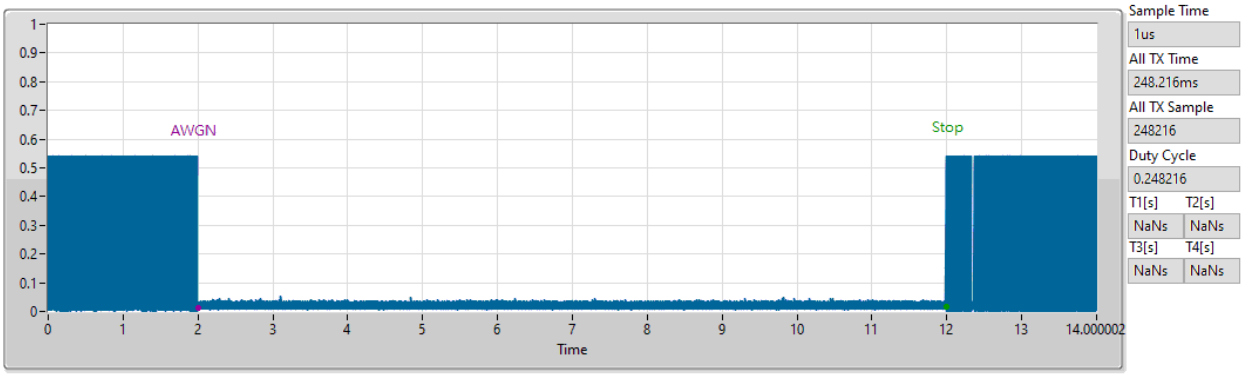

Frequency (MHz): 6110 MHz (Threshold Level: -57dBm)

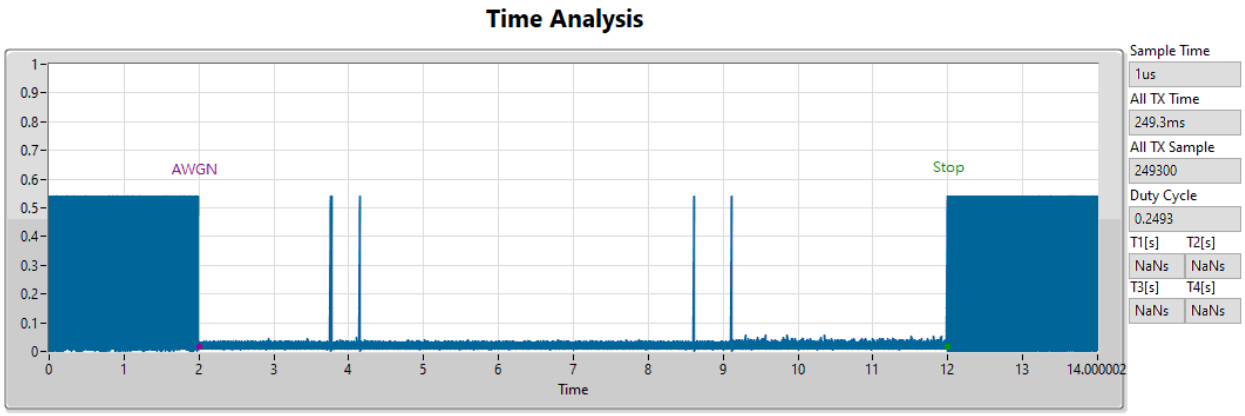

Frequency (MHz): 6110 MHz (Threshold Level: -58dBm)

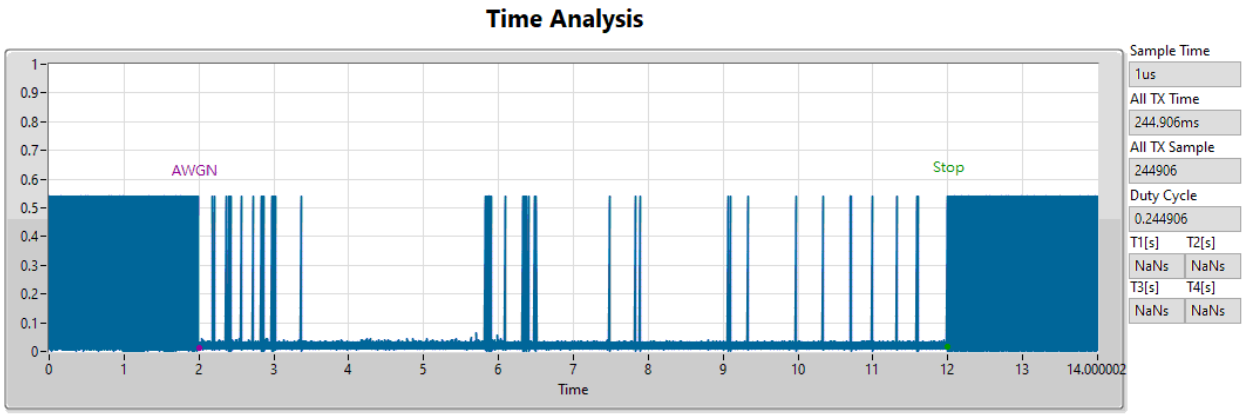

Frequency (MHz): 6185 MHz (Threshold Level: -57dBm)

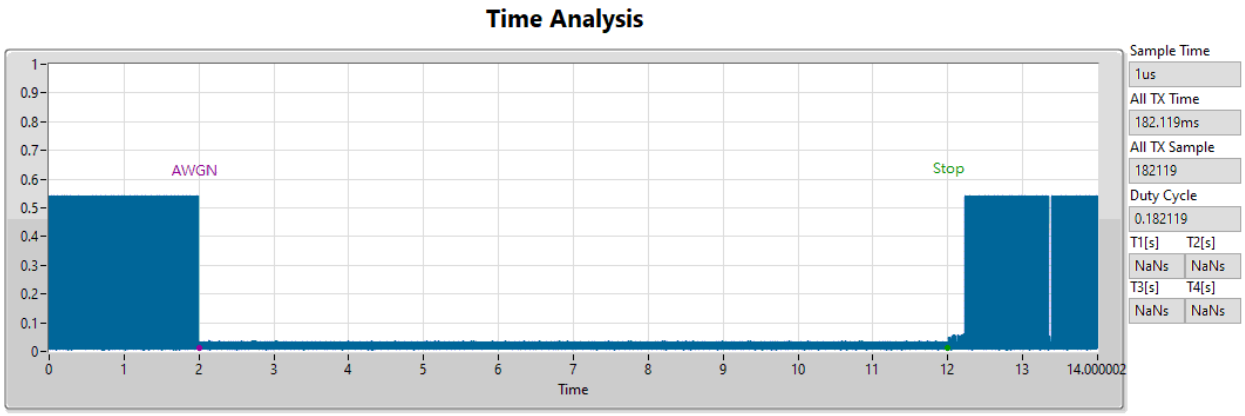

Frequency (MHz): 6185 MHz (Threshold Level: -58dBm)

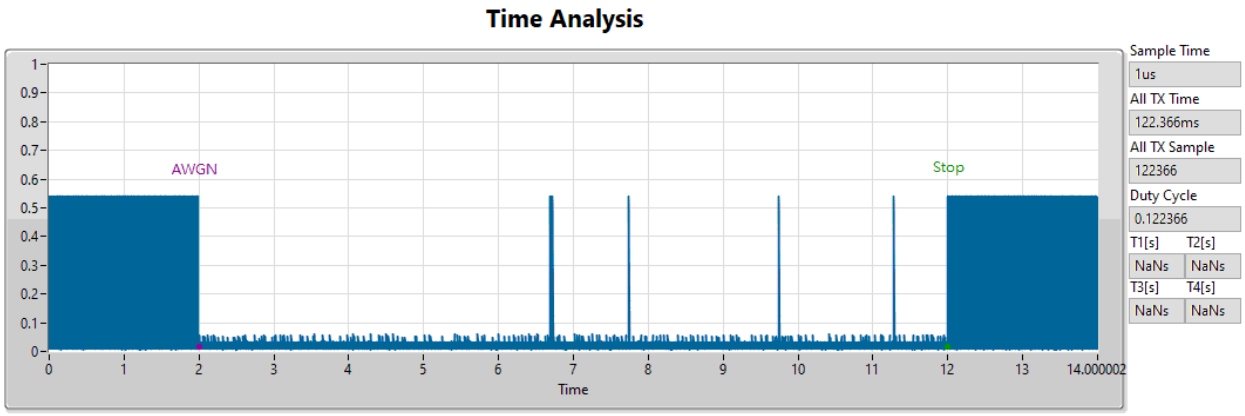

Frequency (MHz): 6185 MHz (Threshold Level: -59 dBm)

Time Analysis

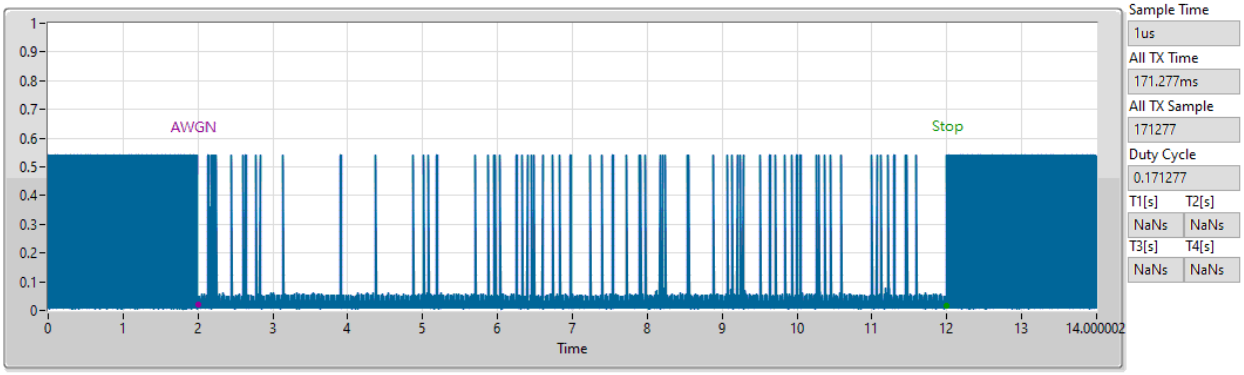

Contention Based Protocol Threshold Level Verify Plot

Bandwidth (MHz): 160

Frequency (MHz): 6260 MHz (Threshold Level: -58dBm)

Time Analysis

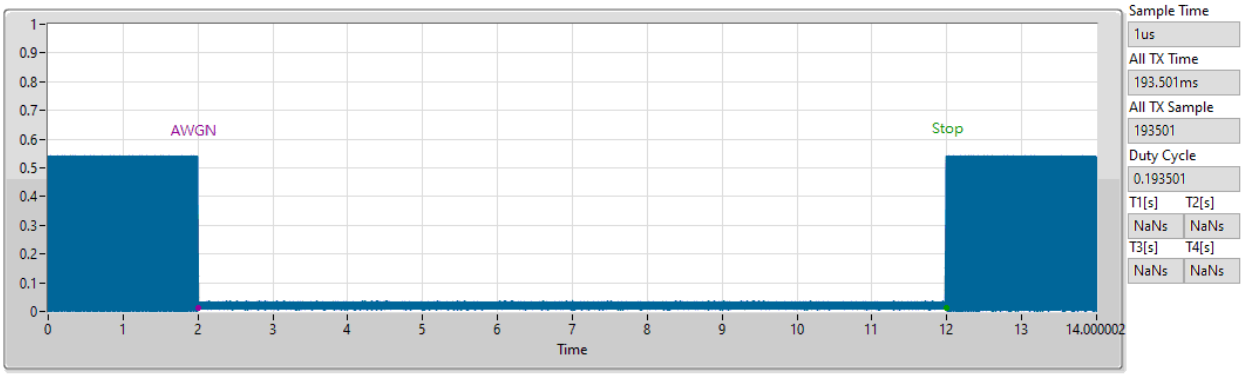

Frequency (MHz): 6260 MHz (Threshold Level: -59dBm)

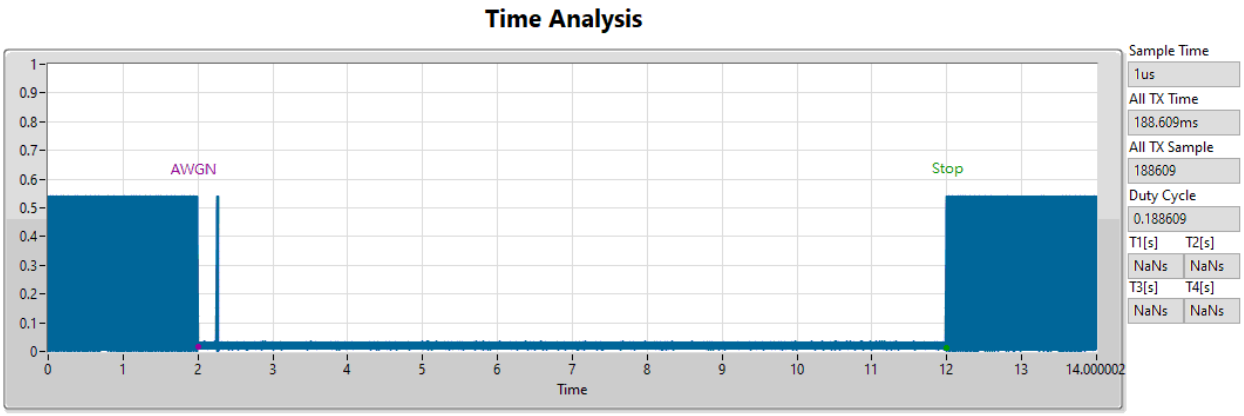

Frequency (MHz): 6260 MHz (Threshold Level: -60dBm)

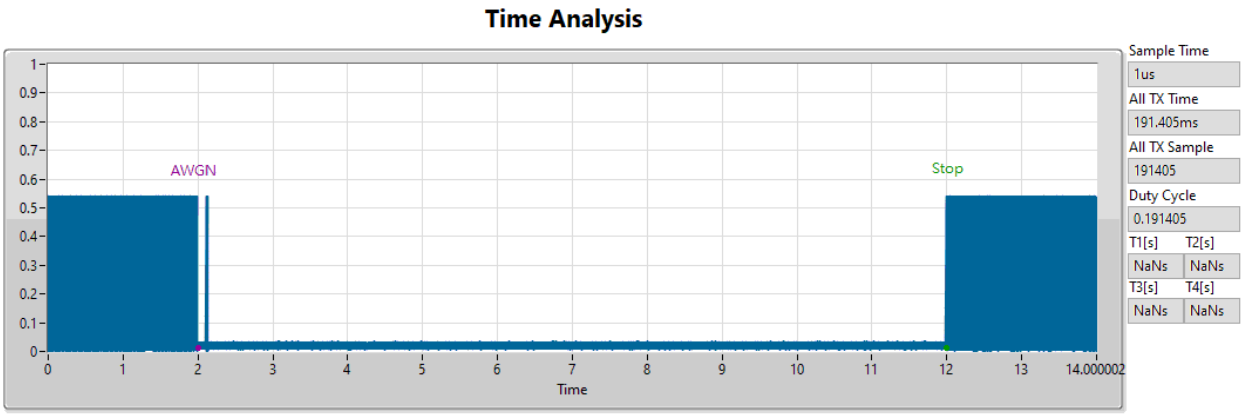

Summary

Mode	Result	Ch (Hz)	Center (Hz)	ppm	Limit (ppm)	Port	Remark
5.925-6.425GHz	-	-	-	-	-	-	-
802.11a_Nss1,(6Mbps)_2TX	Pass	6.175G	6.174981G	3.0361	Inf	1	10 min

Result

Mode	Result	Ch (Hz)	Center (Hz)	ppm	Limit (ppm)	Port	Remark
802.11a_Nss1,(6Mbps)_2TX	-	-	-	-	-	-	-
6175MHz_TnomVnom	Pass	6.175G	6.174985G	2.4288	Inf	1	0 min
6175MHz_TnomVnom	Pass	6.175G	6.174985G	2.4288	Inf	1	2 min
6175MHz_TnomVnom	Pass	6.175G	6.174985G	2.4288	Inf	1	5 min
6175MHz_TnomVnom	Pass	6.175G	6.174983G	2.7325	Inf	1	10 min
6175MHz_TminVmax	Pass	6.175G	6.174985G	2.4288	Inf	1	0 min
6175MHz_TminVmax	Pass	6.175G	6.174985G	2.4288	Inf	1	2 min
6175MHz_TminVmax	Pass	6.175G	6.174983G	2.7325	Inf	1	5 min
6175MHz_TminVmax	Pass	6.175G	6.174981G	3.0361	Inf	1	10 min
6175MHz_TminVmin	Pass	6.175G	6.174981G	3.0361	Inf	1	0 min
6175MHz_TminVmin	Pass	6.175G	6.174983G	2.7325	Inf	1	2 min
6175MHz_TminVmin	Pass	6.175G	6.174983G	2.7325	Inf	1	5 min
6175MHz_TminVmin	Pass	6.175G	6.174985G	2.4288	Inf	1	10 min
6175MHz_TmaxVmax	Pass	6.175G	6.174985G	2.4288	Inf	1	0 min
6175MHz_TmaxVmax	Pass	6.175G	6.174985G	2.4288	Inf	1	2 min
6175MHz_TmaxVmax	Pass	6.175G	6.174983G	2.7325	Inf	1	5 min
6175MHz_TmaxVmax	Pass	6.175G	6.174985G	2.4288	Inf	1	10 min
6175MHz_TmaxVmin	Pass	6.175G	6.174983G	2.7325	Inf	1	0 min
6175MHz_TmaxVmin	Pass	6.175G	6.174985G	2.4288	Inf	1	2 min
6175MHz_TmaxVmin	Pass	6.175G	6.174981G	3.0361	Inf	1	5 min
6175MHz_TmaxVmin	Pass	6.175G	6.174985G	2.4288	Inf	1	10 min

Summary

Mode	Result	Type	Freq (Hz)	Level (dBuV/m)	Limit (dBuV/m)	Margin (dB)	Condition
Mode 1	Pass	AV	1.07102G	37.93	54.00	-16.07	Vertical
Mode 2	Pass	AV	1.07103G	39.88	54.00	-14.12	Horizontal
Mode 3	Pass	PK	3.21243G	54.77	68.20	-13.43	Vertical
Mode 4	Pass	AV	1.07078G	40.85	54.00	-13.15	Vertical
Mode 5	Pass	AV	1.07093G	39.22	54.00	-14.78	Horizontal
Mode 6	Pass	PK	3.21252G	58.03	68.20	-10.17	Vertical
Mode 7	Pass	AV	4.876G	48.10	54.00	-5.90	Vertical
Mode 8	Pass	AV	1.06G	38.90	54.00	-15.10	Horizontal

Result

Mode	Result	Type	Freq (Hz)	Level (dBuV/m)	Limit (dBuV/m)	Margin (dB)	Dist (m)	Condition	Azimuth (°)	Height (m)	Comments
Mode 1	Pass	AV	1.07102G	37.93	54.00	-16.07	3	Vertical	288	1.37	-
Mode 1	Pass	AV	3.20722G	35.39	68.20	-32.81	3	Vertical	202	1.72	-
Mode 1	Pass	AV	4.5675G	32.01	54.00	-21.99	3	Vertical	201	2.47	-
Mode 1	Pass	PK	1.07078G	51.48	74.00	-22.52	3	Vertical	288	1.37	-
Mode 1	Pass	PK	3.20722G	44.05	68.20	-24.15	3	Vertical	202	1.72	-
Mode 1	Pass	PK	4.5675G	45.77	74.00	-28.23	3	Vertical	201	2.47	-
Mode 1	Pass	AV	1.07094G	37.67	54.00	-16.33	3	Horizontal	322	1.38	-
Mode 1	Pass	AV	1.16082G	30.60	54.00	-23.40	3	Horizontal	357	3.00	-
Mode 1	Pass	AV	3.34084G	30.28	68.20	-37.92	3	Horizontal	107	1.35	-
Mode 1	Pass	PK	1.07078G	51.86	74.00	-22.14	3	Horizontal	322	1.38	-
Mode 1	Pass	PK	1.15428G	50.16	74.00	-23.84	3	Horizontal	357	3.00	-
Mode 1	Pass	PK	3.34332G	44.50	68.20	-23.70	3	Horizontal	107	1.35	-
Mode 2	Pass	AV	1.07098G	37.64	54.00	-16.36	3	Vertical	179	1.50	-
Mode 2	Pass	AV	1.33354G	29.14	54.00	-24.86	3	Vertical	34	1.79	-
Mode 2	Pass	AV	1.43491G	30.76	68.20	-37.44	3	Vertical	49	1.23	-
Mode 2	Pass	PK	1.07091G	49.26	74.00	-24.74	3	Vertical	179	1.50	-
Mode 2	Pass	PK	1.33893G	49.57	74.00	-24.43	3	Vertical	34	1.79	-
Mode 2	Pass	PK	1.43253G	49.07	68.20	-19.13	3	Vertical	49	1.23	-
Mode 2	Pass	AV	1.07103G	39.88	54.00	-14.12	3	Horizontal	309	1.50	-
Mode 2	Pass	AV	1.15984G	29.82	54.00	-24.18	3	Horizontal	0	3.00	-
Mode 2	Pass	AV	1.42186G	32.34	54.00	-21.66	3	Horizontal	40	2.67	-
Mode 2	Pass	PK	1.07111G	58.44	74.00	-15.56	3	Horizontal	309	1.50	-
Mode 2	Pass	PK	1.15412G	49.92	74.00	-24.08	3	Horizontal	0	3.00	-
Mode 2	Pass	PK	1.42294G	48.31	74.00	-25.69	3	Horizontal	40	2.67	-
Mode 3	Pass	AV	1.07103G	36.78	54.00	-17.22	3	Vertical	289	1.80	-
Mode 3	Pass	AV	1.42056G	34.44	54.00	-19.56	3	Vertical	88	3.00	-
Mode 3	Pass	AV	3.2126G	37.10	68.20	-31.10	3	Vertical	202	1.33	-
Mode 3	Pass	PK	1.07094G	49.13	74.00	-24.87	3	Vertical	289	1.80	-
Mode 3	Pass	PK	1.42544G	51.19	74.00	-22.81	3	Vertical	88	3.00	-
Mode 3	Pass	PK	3.21243G	54.77	68.20	-13.43	3	Vertical	202	1.33	-
Mode 3	Pass	AV	1.07101G	39.44	54.00	-14.56	3	Horizontal	306	1.50	-
Mode 3	Pass	AV	1.19584G	26.62	54.00	-27.38	3	Horizontal	196	2.96	-
Mode 3	Pass	AV	1.47056G	28.12	54.00	-25.88	3	Horizontal	337	2.86	-
Mode 3	Pass	PK	1.07096G	53.24	74.00	-20.76	3	Horizontal	306	1.50	-
Mode 3	Pass	PK	1.19578G	40.94	74.00	-33.06	3	Horizontal	196	2.96	-
Mode 3	Pass	PK	1.47158G	48.17	74.00	-25.83	3	Horizontal	337	2.86	-
Mode 4	Pass	AV	1.07078G	40.85	54.00	-13.15	3	Vertical	284	1.48	-
Mode 4	Pass	AV	1.15636G	31.59	54.00	-22.41	3	Vertical	110	1.72	-
Mode 4	Pass	AV	3.47052G	31.26	68.20	-36.94	3	Vertical	292	1.71	-
Mode 4	Pass	PK	1.07133G	52.71	74.00	-21.29	3	Vertical	284	1.48	-
Mode 4	Pass	PK	1.1542G	51.20	74.00	-22.80	3	Vertical	110	1.72	-
Mode 4	Pass	PK	3.4734G	45.17	68.20	-23.03	3	Vertical	292	1.71	-
Mode 4	Pass	AV	1.07089G	38.47	54.00	-15.53	3	Horizontal	320	2.38	-
Mode 4	Pass	AV	1.16284G	33.44	54.00	-20.56	3	Horizontal	9	3.00	-
Mode 4	Pass	AV	1.42036G	34.59	54.00	-19.41	3	Horizontal	53	2.57	-
Mode 4	Pass	PK	1.07078G	51.10	74.00	-22.90	3	Horizontal	320	2.38	-
Mode 4	Pass	PK	1.15404G	51.51	74.00	-22.49	3	Horizontal	9	3.00	-
Mode 4	Pass	PK	1.42852G	51.37	68.20	-16.83	3	Horizontal	53	2.57	-
Mode 5	Pass	AV	1.07094G	38.29	54.00	-15.71	3	Vertical	282	1.50	-
Mode 5	Pass	AV	1.15648G	30.54	54.00	-23.46	3	Vertical	112	2.36	-

Mode	Result	Type	Freq (Hz)	Level (dBuV/m)	Limit (dBuV/m)	Margin (dB)	Dist (m)	Condition	Azimuth (°)	Height (m)	Comments
Mode 5	Pass	AV	1.4112G	33.79	54.00	-20.21	3	Vertical	80	2.64	-
Mode 5	Pass	PK	1.0709G	52.54	74.00	-21.46	3	Vertical	282	1.50	-
Mode 5	Pass	PK	1.15396G	51.58	74.00	-22.42	3	Vertical	112	2.36	-
Mode 5	Pass	PK	1.41568G	50.38	74.00	-23.62	3	Vertical	80	2.64	-
Mode 5	Pass	AV	1.07093G	39.22	54.00	-14.78	3	Horizontal	306	1.50	-
Mode 5	Pass	AV	1.15856G	33.01	54.00	-20.99	3	Horizontal	5	2.96	-
Mode 5	Pass	AV	1.33416G	29.09	54.00	-24.91	3	Horizontal	225	1.00	-
Mode 5	Pass	PK	1.07072G	53.16	74.00	-20.84	3	Horizontal	306	1.50	-
Mode 5	Pass	PK	1.15422G	50.39	74.00	-23.61	3	Horizontal	5	2.96	-
Mode 5	Pass	PK	1.33896G	50.69	74.00	-23.31	3	Horizontal	225	1.00	-
Mode 6	Pass	AV	1.07094G	37.36	54.00	-16.64	3	Vertical	276	2.03	-
Mode 6	Pass	AV	1.4188G	31.96	54.00	-22.04	3	Vertical	131	1.50	-
Mode 6	Pass	AV	3.2126G	37.21	68.20	-30.99	3	Vertical	204	1.28	-
Mode 6	Pass	PK	1.07114G	52.01	74.00	-21.99	3	Vertical	276	2.03	-
Mode 6	Pass	PK	1.42088G	47.51	74.00	-26.49	3	Vertical	131	1.50	-
Mode 6	Pass	PK	3.21252G	58.03	68.20	-10.17	3	Vertical	204	1.28	-
Mode 6	Pass	AV	1.07109G	38.63	54.00	-15.37	3	Horizontal	313	1.62	-
Mode 6	Pass	AV	1.16864G	31.58	54.00	-22.42	3	Horizontal	0	3.00	-
Mode 6	Pass	AV	1.42488G	31.73	54.00	-22.27	3	Horizontal	55	2.66	-
Mode 6	Pass	PK	1.07041G	51.21	74.00	-22.79	3	Horizontal	313	1.62	-
Mode 6	Pass	PK	1.17488G	51.37	74.00	-22.63	3	Horizontal	0	3.00	-
Mode 6	Pass	PK	1.42268G	48.04	74.00	-25.96	3	Horizontal	55	2.66	-
Mode 7	Pass	AV	1.06G	40.70	54.00	-13.30	3	Vertical	289	1.75	-
Mode 7	Pass	AV	1.42G	35.83	54.00	-18.17	3	Vertical	117	1.50	-
Mode 7	Pass	AV	3.208G	38.20	68.20	-30.00	3	Vertical	218	1.50	-
Mode 7	Pass	AV	4.876G	48.10	54.00	-5.90	3	Vertical	241	1.11	-
Mode 7	Pass	PK	1.06G	46.72	74.00	-27.28	3	Vertical	289	1.75	-
Mode 7	Pass	PK	1.42G	51.98	74.00	-22.02	3	Vertical	117	1.50	-
Mode 7	Pass	PK	3.208G	49.02	68.20	-19.18	3	Vertical	218	1.50	-
Mode 7	Pass	PK	4.876G	51.89	74.00	-22.11	3	Vertical	241	1.11	-
Mode 7	Pass	AV	1.06G	40.67	54.00	-13.33	3	Horizontal	342	1.50	-
Mode 7	Pass	AV	1.144G	32.97	54.00	-21.03	3	Horizontal	0	2.97	-
Mode 7	Pass	AV	3.208G	36.76	68.20	-31.44	3	Horizontal	0	2.52	-
Mode 7	Pass	AV	4.876G	42.82	54.00	-11.18	3	Horizontal	26	1.00	-
Mode 7	Pass	PK	1.06G	47.04	74.00	-26.96	3	Horizontal	342	1.50	-
Mode 7	Pass	PK	1.144G	46.66	74.00	-27.34	3	Horizontal	0	2.97	-
Mode 7	Pass	PK	3.208G	46.57	68.20	-21.63	3	Horizontal	0	2.52	-
Mode 7	Pass	PK	4.876G	47.83	74.00	-26.17	3	Horizontal	26	1.00	-
Mode 8	Pass	AV	1.06G	38.49	54.00	-15.51	3	Vertical	192	2.22	-
Mode 8	Pass	AV	1.408G	29.71	54.00	-24.29	3	Vertical	74	2.65	-
Mode 8	Pass	AV	3.208G	37.51	68.20	-30.69	3	Vertical	217	1.00	-
Mode 8	Pass	PK	1.06G	44.94	74.00	-29.06	3	Vertical	192	2.22	-
Mode 8	Pass	PK	1.408G	47.08	74.00	-26.92	3	Vertical	74	2.65	-
Mode 8	Pass	PK	3.208G	47.48	68.20	-20.72	3	Vertical	217	1.00	-
Mode 8	Pass	AV	1.06G	38.90	54.00	-15.10	3	Horizontal	161	2.00	-
Mode 8	Pass	AV	1.168G	33.27	54.00	-20.73	3	Horizontal	11	3.00	-
Mode 8	Pass	AV	3.136G	32.30	68.20	-35.90	3	Horizontal	266	1.50	-
Mode 8	Pass	PK	1.06G	50.25	74.00	-23.75	3	Horizontal	161	2.00	-
Mode 8	Pass	PK	1.168G	49.46	74.00	-24.54	3	Horizontal	11	3.00	-
Mode 8	Pass	PK	3.136G	45.39	68.20	-22.81	3	Horizontal	266	1.50	-

Radiated Emissions above 1GHz_Mode 1

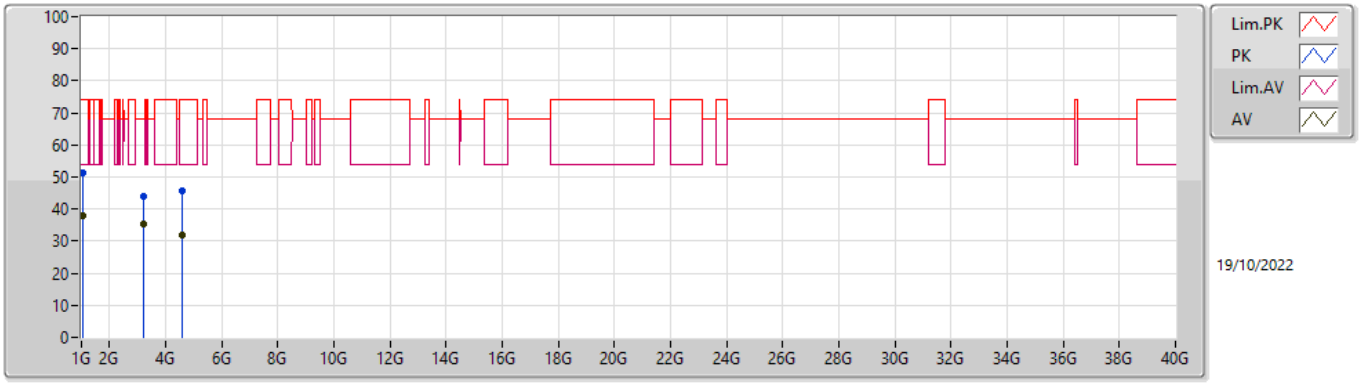

Type	Freq	Level	Limit	Margin	Factor	Dist	Condition	Azimuth	Height	Comment	Raw	AF	CL	PA
	(Hz)	(dBuV/m)	(dBuV/m)	(dB)	(dB/m)	(m)		(°)	(m)		(dBuV/m)	(dB/m)	(dB)	(dB)
AV	1.07102G	37.93	54.00	-16.07	-2.77	3	Vertical	288	1.37	-	40.70	25.27	5.50	33.54
AV	3.20722G	35.39	68.20	-32.81	8.07	3	Vertical	202	1.72	-	27.32	29.79	8.86	30.58
AV	4.5675G	32.01	54.00	-21.99	11.07	3	Vertical	201	2.47	-	20.94	31.66	9.52	30.11
PK	1.07078G	51.48	74.00	-22.52	-2.77	3	Vertical	288	1.37	-	54.25	25.27	5.50	33.54
PK	3.20722G	44.05	68.20	-24.15	8.07	3	Vertical	202	1.72	-	35.98	29.79	8.86	30.58
PK	4.5675G	45.77	74.00	-28.23	11.07	3	Vertical	201	2.47	-	34.70	31.66	9.52	30.11

Radiated Emissions above 1GHz_Mode 1

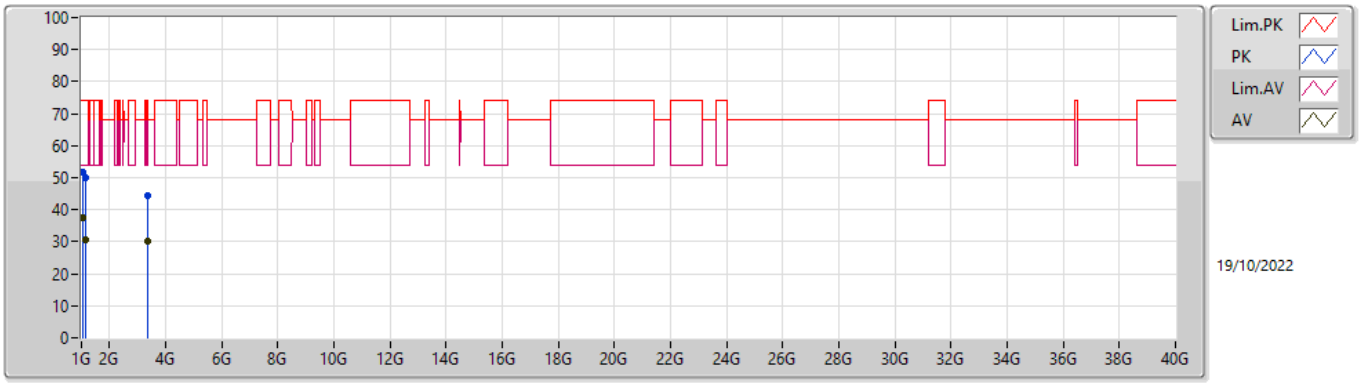

Type	Freq	Level	Limit	Margin	Factor	Dist	Condition	Azimuth	Height	Comment	Raw	AF	CL	PA
	(Hz)	(dBuV/m)	(dBuV/m)	(dB)	(dB/m)	(m)		(°)	(m)		(dBuV/m)	(dB/m)	(dB)	(dB)
AV	1.07094G	37.67	54.00	-16.33	-2.77	3	Horizontal	322	1.38	-	40.44	25.27	5.50	33.54
AV	1.16082G	30.60	54.00	-23.40	-1.27	3	Horizontal	357	3.00	-	31.87	26.10	5.77	33.14
AV	3.34084G	30.28	68.20	-37.92	7.89	3	Horizontal	107	1.35	-	22.39	29.52	8.89	30.52
PK	1.07078G	51.86	74.00	-22.14	-2.77	3	Horizontal	322	1.38	-	54.63	25.27	5.50	33.54
PK	1.15428G	50.16	74.00	-23.84	-1.32	3	Horizontal	357	3.00	-	51.48	26.10	5.75	33.17
PK	3.34332G	44.50	68.20	-23.70	7.88	3	Horizontal	107	1.35	-	36.62	29.51	8.89	30.52

Radiated Emissions above 1GHz_Mode 2

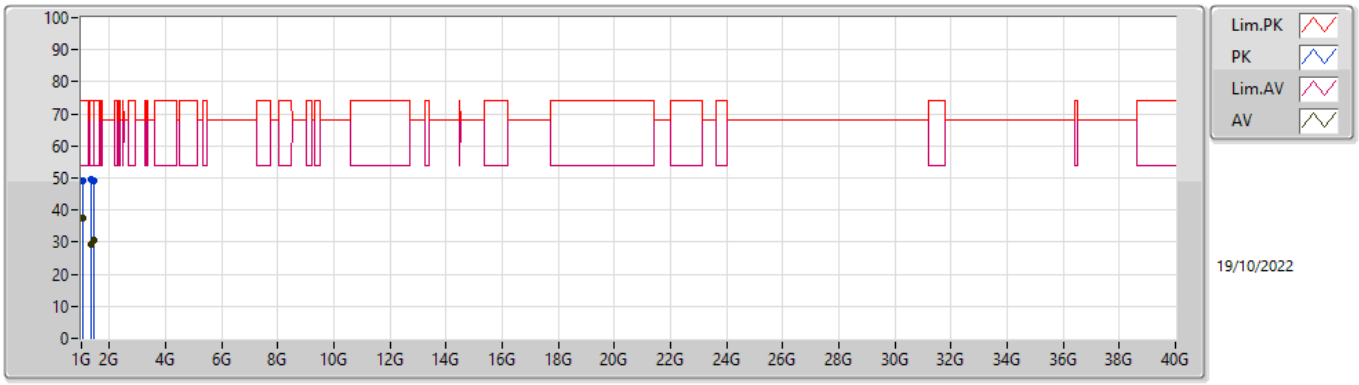

Type	Freq	Level	Limit	Margin	Factor	Dist	Condition	Azimuth	Height	Comment	Raw	AF	CL	PA
	(Hz)	(dBuV/m)	(dBuV/m)	(dB)	(dB/m)	(m)		(°)	(m)		(dBuV/m)	(dB/m)	(dB)	(dB)
AV	1.07098G	37.64	54.00	-16.36	-2.77	3	Vertical	179	1.50	-	40.41	25.27	5.50	33.54
AV	1.33354G	29.14	54.00	-24.86	-0.09	3	Vertical	34	1.79	-	29.23	25.97	6.32	32.38
AV	1.43491G	30.76	68.20	-37.44	0.57	3	Vertical	49	1.23	-	30.19	25.87	6.63	31.93
PK	1.07091G	49.26	74.00	-24.74	-2.77	3	Vertical	179	1.50	-	52.03	25.27	5.50	33.54
PK	1.33893G	49.57	74.00	-24.43	0.00	3	Vertical	34	1.79	-	49.57	26.01	6.34	32.35
PK	1.43253G	49.07	68.20	-19.13	0.56	3	Vertical	49	1.23	-	48.51	25.87	6.63	31.94

Radiated Emissions above 1GHz_Mode 2

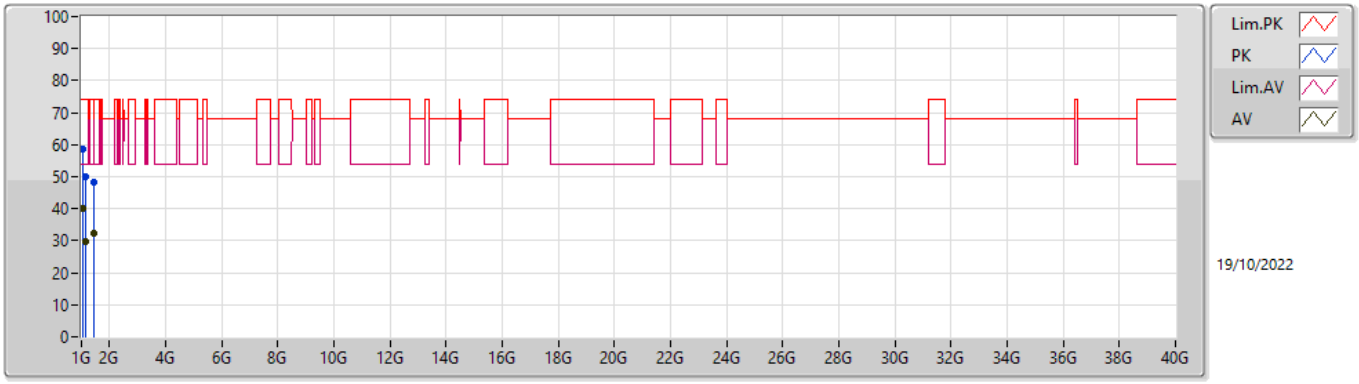

Type	Freq	Level	Limit	Margin	Factor	Dist	Condition	Azimuth	Height	Comment	Raw	AF	CL	PA
	(Hz)	(dBuV/m)	(dBuV/m)	(dB)	(dB/m)	(m)		(°)	(m)		(dBuV/m)	(dB/m)	(dB)	(dB)
AV	1.07103G	39.88	54.00	-14.12	-2.77	3	Horizontal	309	1.50	-	42.65	25.27	5.50	33.54
AV	1.15984G	29.82	54.00	-24.18	-1.27	3	Horizontal	0	3.00	-	31.09	26.10	5.77	33.14
AV	1.42186G	32.34	54.00	-21.66	0.45	3	Horizontal	40	2.67	-	31.89	25.84	6.60	31.99
PK	1.07111G	58.44	74.00	-15.56	-2.77	3	Horizontal	309	1.50	-	61.21	25.27	5.50	33.54
PK	1.15412G	49.92	74.00	-24.08	-1.32	3	Horizontal	0	3.00	-	51.24	26.10	5.75	33.17
PK	1.42294G	48.31	74.00	-25.69	0.47	3	Horizontal	40	2.67	-	47.84	25.85	6.60	31.98

Radiated Emissions above 1GHz_Mode 3

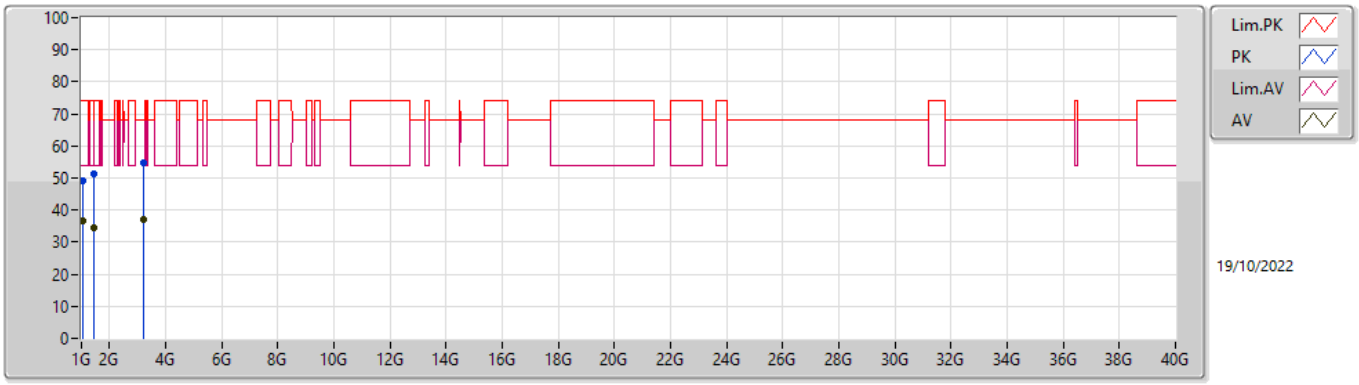

Type	Freq	Level	Limit	Margin	Factor	Dist	Condition	Azimuth	Height	Comment	Raw	AF	CL	PA
	(Hz)	(dBuV/m)	(dBuV/m)	(dB)	(dB/m)	(m)		(°)	(m)		(dBuV/m)	(dB/m)	(dB)	(dB)
AV	1.07103G	36.78	54.00	-17.22	-2.77	3	Vertical	289	1.80	-	39.55	25.27	5.50	33.54
AV	1.42056G	34.44	54.00	-19.56	0.44	3	Vertical	88	3.00	-	34.00	25.84	6.59	31.99
AV	3.2126G	37.10	68.20	-31.10	8.05	3	Vertical	202	1.33	-	29.05	29.77	8.86	30.58
PK	1.07094G	49.13	74.00	-24.87	-2.77	3	Vertical	289	1.80	-	51.90	25.27	5.50	33.54
PK	1.42544G	51.19	74.00	-22.81	0.49	3	Vertical	88	3.00	-	50.70	25.85	6.61	31.97
PK	3.21243G	54.77	68.20	-13.43	8.06	3	Vertical	202	1.33	-	46.71	29.78	8.86	30.58

Radiated Emissions above 1GHz_Mode 3

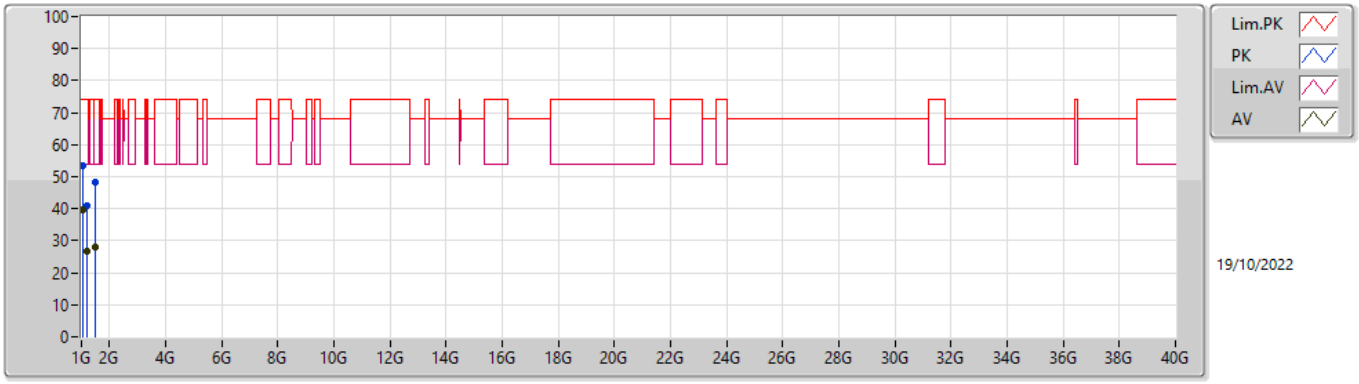

Type	Freq	Level	Limit	Margin	Factor	Dist	Condition	Azimuth	Height	Comment	Raw	AF	CL	PA
	(Hz)	(dBuV/m)	(dBuV/m)	(dB)	(dB/m)	(m)		(°)	(m)		(dBuV/m)	(dB/m)	(dB)	(dB)
AV	1.07101G	39.44	54.00	-14.56	-2.77	3	Horizontal	306	1.50	-	42.21	25.27	5.50	33.54
AV	1.19584G	26.62	54.00	-27.38	-1.00	3	Horizontal	196	2.96	-	27.62	26.10	5.88	32.98
AV	1.47056G	28.12	54.00	-25.88	0.70	3	Horizontal	337	2.86	-	27.42	25.74	6.73	31.77
PK	1.07096G	53.24	74.00	-20.76	-2.77	3	Horizontal	306	1.50	-	56.01	25.27	5.50	33.54
PK	1.19578G	40.94	74.00	-33.06	-1.00	3	Horizontal	196	2.96	-	41.94	26.10	5.88	32.98
PK	1.47158G	48.17	74.00	-25.83	0.69	3	Horizontal	337	2.86	-	47.48	25.73	6.73	31.77

Radiated Emissions above 1GHz_Mode 4

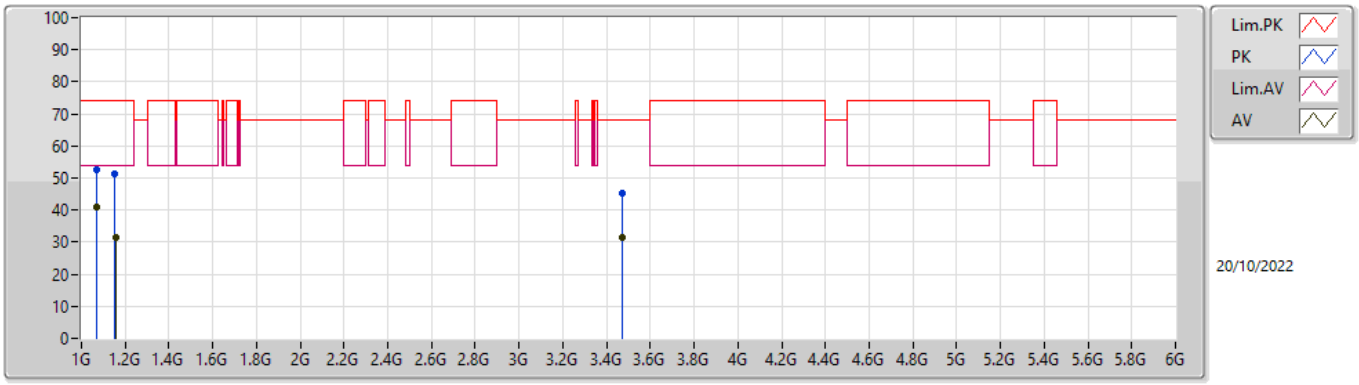

Type	Freq	Level	Limit	Margin	Factor	Dist	Condition	Azimuth	Height	Comment	Raw	AF	CL	PA
	(Hz)	(dBuV/m)	(dBuV/m)	(dB)	(dB/m)	(m)		(°)	(m)		(dBuV/m)	(dB/m)	(dB)	(dB)
AV	1.07078G	40.85	54.00	-13.15	-2.77	3	Vertical	284	1.48	-	43.62	25.27	5.50	33.54
AV	1.15636G	31.59	54.00	-22.41	-1.30	3	Vertical	110	1.72	-	32.89	26.10	5.76	33.16
AV	3.47052G	31.26	68.20	-36.94	8.00	3	Vertical	292	1.71	-	23.26	29.50	8.96	30.46
PK	1.07133G	52.71	74.00	-21.29	-2.76	3	Vertical	284	1.48	-	55.47	25.27	5.50	33.53
PK	1.1542G	51.20	74.00	-22.80	-1.32	3	Vertical	110	1.72	-	52.52	26.10	5.75	33.17
PK	3.4734G	45.17	68.20	-23.03	8.00	3	Vertical	292	1.71	-	37.17	29.50	8.96	30.46

Radiated Emissions above 1GHz_Mode 4

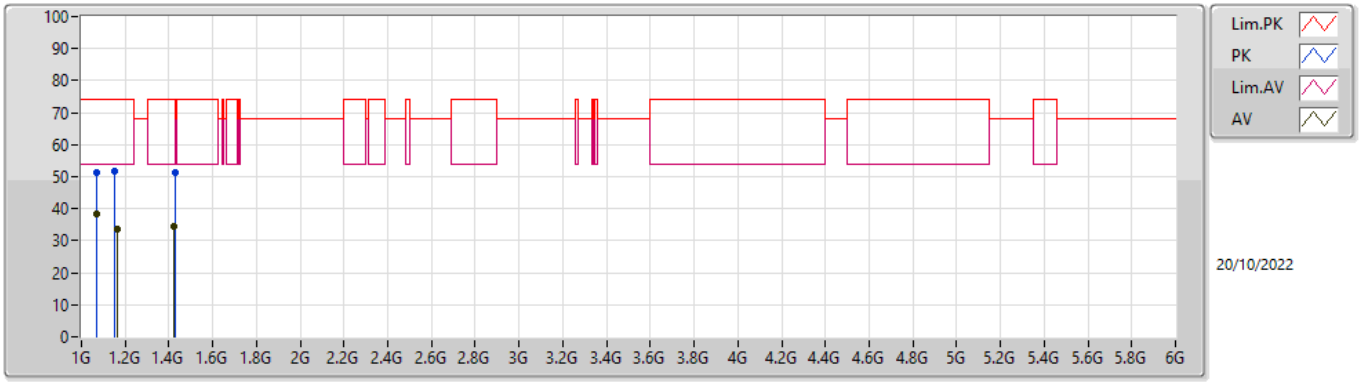

Type	Freq	Level	Limit	Margin	Factor	Dist	Condition	Azimuth	Height	Comment	Raw	AF	CL	PA
	(Hz)	(dBuV/m)	(dBuV/m)	(dB)	(dB/m)	(m)		(°)	(m)		(dBuV/m)	(dB/m)	(dB)	(dB)
AV	1.07089G	38.47	54.00	-15.53	-2.77	3	Horizontal	320	2.38	-	41.24	25.27	5.50	33.54
AV	1.16284G	33.44	54.00	-20.56	-1.25	3	Horizontal	9	3.00	-	34.69	26.10	5.78	33.13
AV	1.42036G	34.59	54.00	-19.41	0.44	3	Horizontal	53	2.57	-	34.15	25.84	6.59	31.99
PK	1.07078G	51.10	74.00	-22.90	-2.77	3	Horizontal	320	2.38	-	53.87	25.27	5.50	33.54
PK	1.15404G	51.51	74.00	-22.49	-1.32	3	Horizontal	9	3.00	-	52.83	26.10	5.75	33.17
PK	1.42852G	51.37	68.20	-16.83	0.52	3	Horizontal	53	2.57	-	50.85	25.86	6.62	31.96

Radiated Emissions above 1GHz_Mode 5

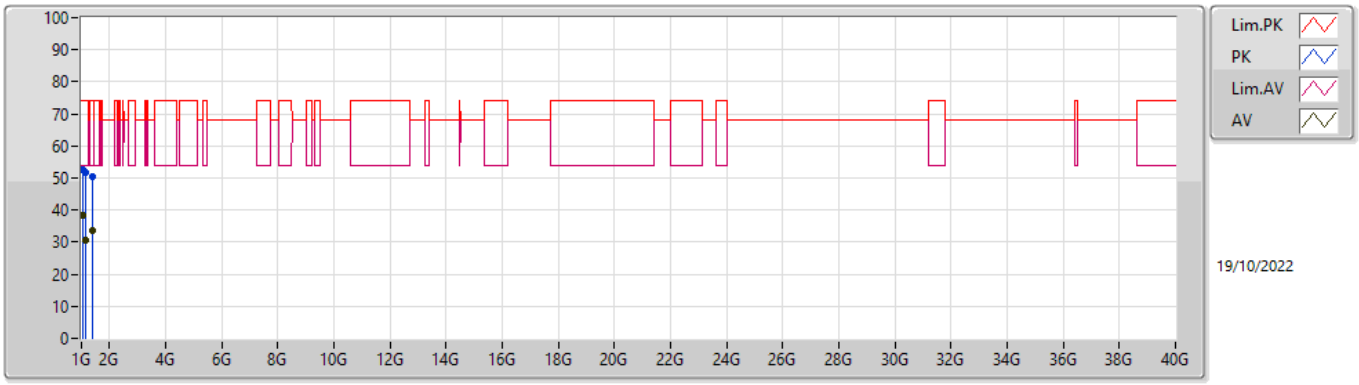

Type	Freq	Level	Limit	Margin	Factor	Dist	Condition	Azimuth	Height	Comment	Raw	AF	CL	PA
	(Hz)	(dBuV/m)	(dBuV/m)	(dB)	(dB/m)	(m)		(°)	(m)		(dBuV/m)	(dB/m)	(dB)	(dB)
AV	1.07094G	38.29	54.00	-15.71	-2.77	3	Vertical	282	1.50	-	41.06	25.27	5.50	33.54
AV	1.15648G	30.54	54.00	-23.46	-1.30	3	Vertical	112	2.36	-	31.84	26.10	5.76	33.16
AV	1.4112G	33.79	54.00	-20.21	0.36	3	Vertical	80	2.64	-	33.43	25.82	6.57	32.03
PK	1.0709G	52.54	74.00	-21.46	-2.77	3	Vertical	282	1.50	-	55.31	25.27	5.50	33.54
PK	1.15396G	51.58	74.00	-22.42	-1.32	3	Vertical	112	2.36	-	52.90	26.10	5.75	33.17
PK	1.41568G	50.38	74.00	-23.62	0.40	3	Vertical	80	2.64	-	49.98	25.83	6.58	32.01

Radiated Emissions above 1GHz_Mode 5

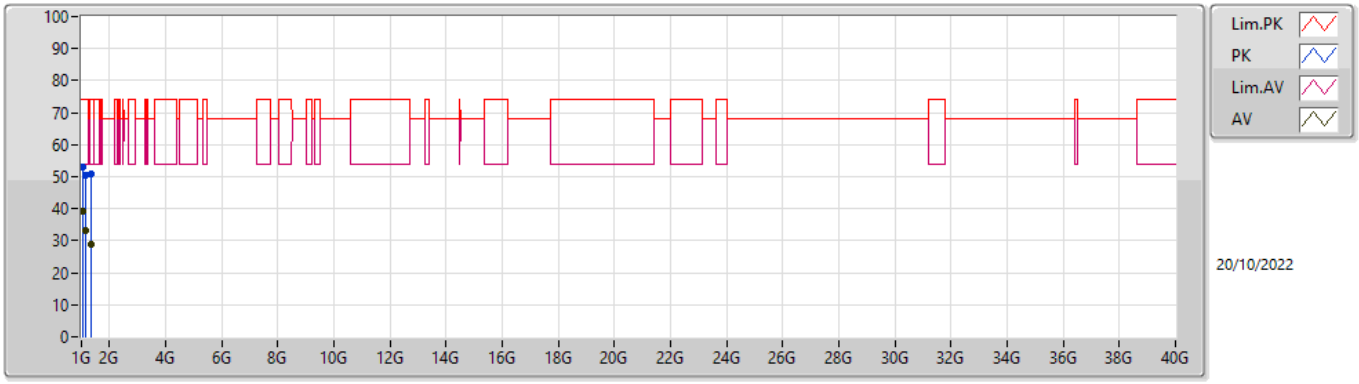

Type	Freq	Level	Limit	Margin	Factor	Dist	Condition	Azimuth	Height	Comment	Raw	AF	CL	PA
	(Hz)	(dBuV/m)	(dBuV/m)	(dB)	(dB/m)	(m)		(°)	(m)		(dBuV/m)	(dB/m)	(dB)	(dB)
AV	1.07093G	39.22	54.00	-14.78	-2.77	3	Horizontal	306	1.50	-	41.99	25.27	5.50	33.54
AV	1.15856G	33.01	54.00	-20.99	-1.28	3	Horizontal	5	2.96	-	34.29	26.10	5.77	33.15
AV	1.33416G	29.09	54.00	-24.91	-0.07	3	Horizontal	225	1.00	-	29.16	25.97	6.33	32.37
PK	1.07072G	53.16	74.00	-20.84	-2.77	3	Horizontal	306	1.50	-	55.93	25.27	5.50	33.54
PK	1.15422G	50.39	74.00	-23.61	-1.32	3	Horizontal	5	2.96	-	51.71	26.10	5.75	33.17
PK	1.33896G	50.69	74.00	-23.31	0.00	3	Horizontal	225	1.00	-	50.69	26.01	6.34	32.35

Radiated Emissions above 1GHz_Mode 6

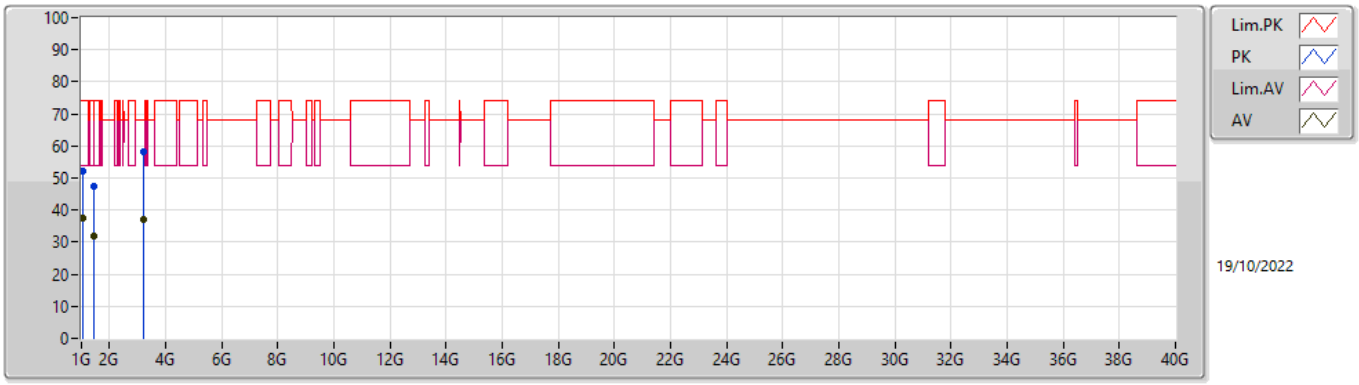

Type	Freq	Level	Limit	Margin	Factor	Dist	Condition	Azimuth	Height	Comment	Raw	AF	CL	PA
	(Hz)	(dBuV/m)	(dBuV/m)	(dB)	(dB/m)	(m)		(°)	(m)		(dBuV/m)	(dB/m)	(dB)	(dB)
AV	1.07094G	37.36	54.00	-16.64	-2.77	3	Vertical	276	2.03	-	40.13	25.27	5.50	33.54
AV	1.4188G	31.96	54.00	-22.04	0.43	3	Vertical	131	1.50	-	31.53	25.84	6.59	32.00
AV	3.2126G	37.21	68.20	-30.99	8.05	3	Vertical	204	1.28	-	29.16	29.77	8.86	30.58
PK	1.07114G	52.01	74.00	-21.99	-2.77	3	Vertical	276	2.03	-	54.78	25.27	5.50	33.54
PK	1.42088G	47.51	74.00	-26.49	0.45	3	Vertical	131	1.50	-	47.06	25.84	6.60	31.99
PK	3.21252G	58.03	68.20	-10.17	8.05	3	Vertical	204	1.28	-	49.98	29.77	8.86	30.58

Radiated Emissions above 1GHz_Mode 6

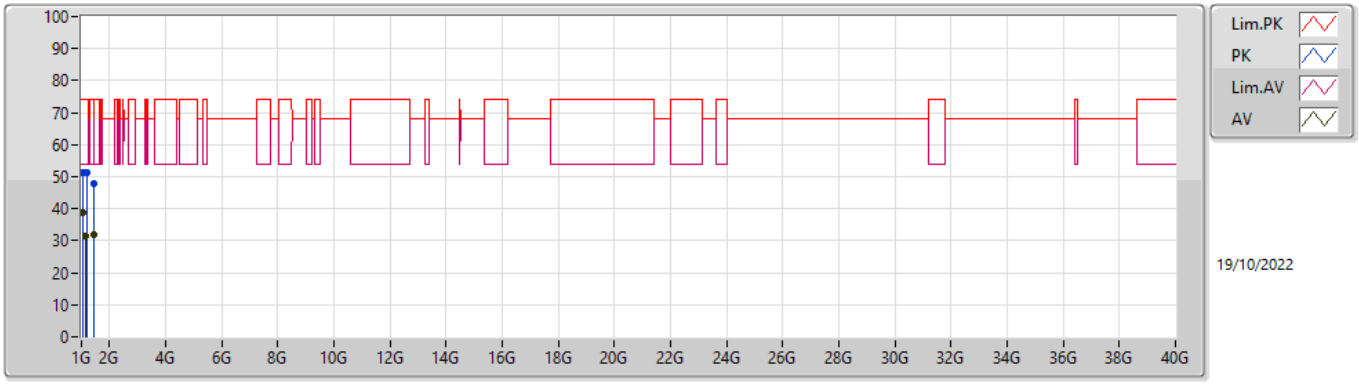

Type	Freq	Level	Limit	Margin	Factor	Dist	Condition	Azimuth	Height	Comment	Raw	AF	CL	PA
	(Hz)	(dBuV/m)	(dBuV/m)	(dB)	(dB/m)	(m)		(°)	(m)		(dBuV/m)	(dB/m)	(dB)	(dB)
AV	1.07109G	38.63	54.00	-15.37	-2.77	3	Horizontal	313	1.62	-	41.40	25.27	5.50	33.54
AV	1.16864G	31.58	54.00	-22.42	-1.20	3	Horizontal	0	3.00	-	32.78	26.10	5.80	33.10
AV	1.42488G	31.73	54.00	-22.27	0.49	3	Horizontal	55	2.66	-	31.24	25.85	6.61	31.97
PK	1.07041G	51.21	74.00	-22.79	-2.78	3	Horizontal	313	1.62	-	53.99	25.26	5.50	33.54
PK	1.17488G	51.37	74.00	-22.63	-1.17	3	Horizontal	0	3.00	-	52.54	26.10	5.81	33.08
PK	1.42268G	48.04	74.00	-25.96	0.47	3	Horizontal	55	2.66	-	47.57	25.85	6.60	31.98

Radiated Emissions above 1GHz_Mode 7

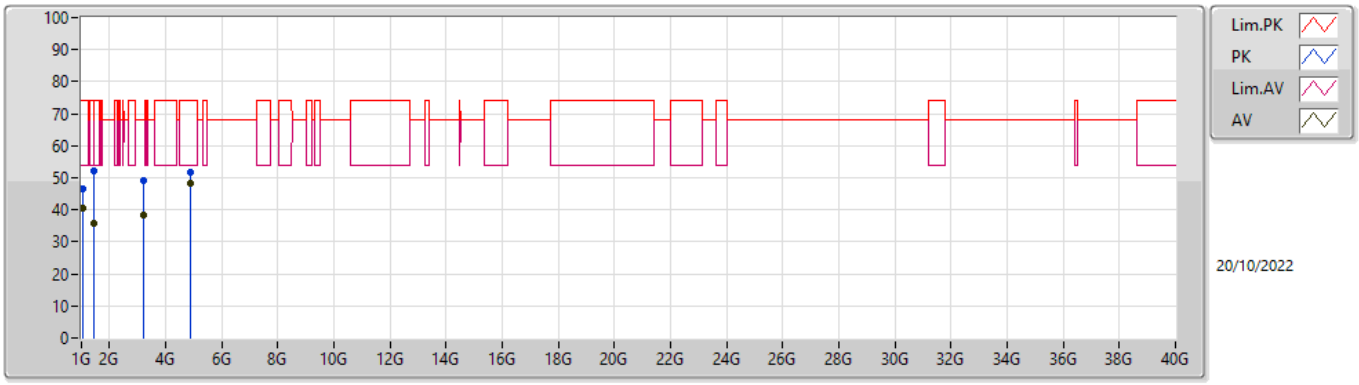

Type	Freq	Level	Limit	Margin	Factor	Dist	Condition	Azimuth	Height	Comment	Raw	AF	CL	PA
	(Hz)	(dBuV/m)	(dBuV/m)	(dB)	(dB/m)	(m)		(°)	(m)		(dBuV/m)	(dB/m)	(dB)	(dB)
AV	1.06G	40.70	54.00	-13.30	-2.93	3	Vertical	289	1.75	-	43.63	25.18	5.47	33.58
AV	1.42G	35.83	54.00	-18.17	0.44	3	Vertical	117	1.50	-	35.39	25.84	6.59	31.99
AV	3.208G	38.20	68.20	-30.00	8.06	3	Vertical	218	1.50	-	30.14	29.78	8.86	30.58
AV	4.876G	48.10	54.00	-5.90	12.30	3	Vertical	241	1.11	-	35.80	32.60	9.70	30.00
PK	1.06G	46.72	74.00	-27.28	-2.93	3	Vertical	289	1.75	-	49.65	25.18	5.47	33.58
PK	1.42G	51.98	74.00	-22.02	0.44	3	Vertical	117	1.50	-	51.54	25.84	6.59	31.99
PK	3.208G	49.02	68.20	-19.18	8.06	3	Vertical	218	1.50	-	40.96	29.78	8.86	30.58
PK	4.876G	51.89	74.00	-22.11	12.30	3	Vertical	241	1.11	-	39.59	32.60	9.70	30.00

Radiated Emissions above 1GHz_Mode 7

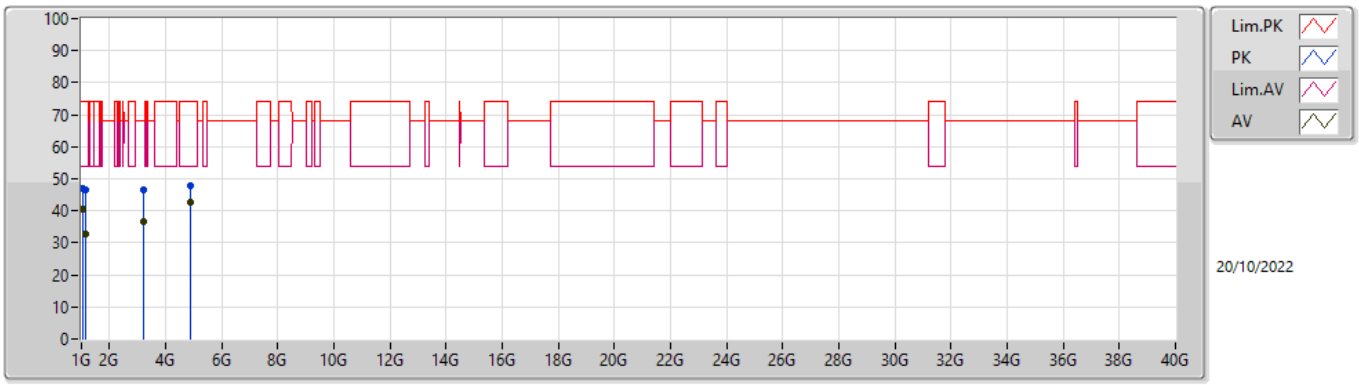

Type	Freq	Level	Limit	Margin	Factor	Dist	Condition	Azimuth	Height	Comment	Raw	AF	CL	PA
	(Hz)	(dBuV/m)	(dBuV/m)	(dB)	(dB/m)	(m)		(°)	(m)		(dBuV/m)	(dB/m)	(dB)	(dB)
AV	1.06G	40.67	54.00	-13.33	-2.93	3	Horizontal	342	1.50	-	43.60	25.18	5.47	33.58
AV	1.144G	32.97	54.00	-21.03	-1.46	3	Horizontal	0	2.97	-	34.43	26.03	5.72	33.21
AV	3.208G	36.76	68.20	-31.44	8.06	3	Horizontal	0	2.52	-	28.70	29.78	8.86	30.58
AV	4.876G	42.82	54.00	-11.18	12.30	3	Horizontal	26	1.00	-	30.52	32.60	9.70	30.00
PK	1.06G	47.04	74.00	-26.96	-2.93	3	Horizontal	342	1.50	-	49.97	25.18	5.47	33.58
PK	1.144G	46.66	74.00	-27.34	-1.46	3	Horizontal	0	2.97	-	48.12	26.03	5.72	33.21
PK	3.208G	46.57	68.20	-21.63	8.06	3	Horizontal	0	2.52	-	38.51	29.78	8.86	30.58
PK	4.876G	47.83	74.00	-26.17	12.30	3	Horizontal	26	1.00	-	35.53	32.60	9.70	30.00

Radiated Emissions above 1GHz_Mode 8

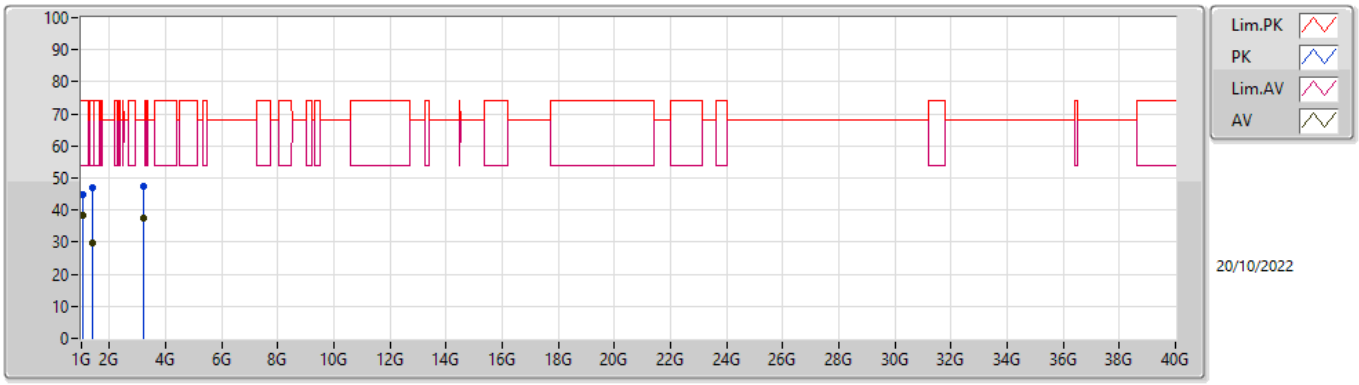

Type	Freq	Level	Limit	Margin	Factor	Dist	Condition	Azimuth	Height	Comment	Raw	AF	CL	PA
	(Hz)	(dBuV/m)	(dBuV/m)	(dB)	(dB/m)	(m)		(°)	(m)		(dBuV/m)	(dB/m)	(dB)	(dB)
AV	1.06G	38.49	54.00	-15.51	-2.93	3	Vertical	192	2.22	-	41.42	25.18	5.47	33.58
AV	1.408G	29.71	54.00	-24.29	0.33	3	Vertical	74	2.65	-	29.38	25.82	6.56	32.05
AV	3.208G	37.51	68.20	-30.69	8.06	3	Vertical	217	1.00	-	29.45	29.78	8.86	30.58
PK	1.06G	44.94	74.00	-29.06	-2.93	3	Vertical	192	2.22	-	47.87	25.18	5.47	33.58
PK	1.408G	47.08	74.00	-26.92	0.33	3	Vertical	74	2.65	-	46.75	25.82	6.56	32.05
PK	3.208G	47.48	68.20	-20.72	8.06	3	Vertical	217	1.00	-	39.42	29.78	8.86	30.58

Radiated Emissions above 1GHz_Mode 8

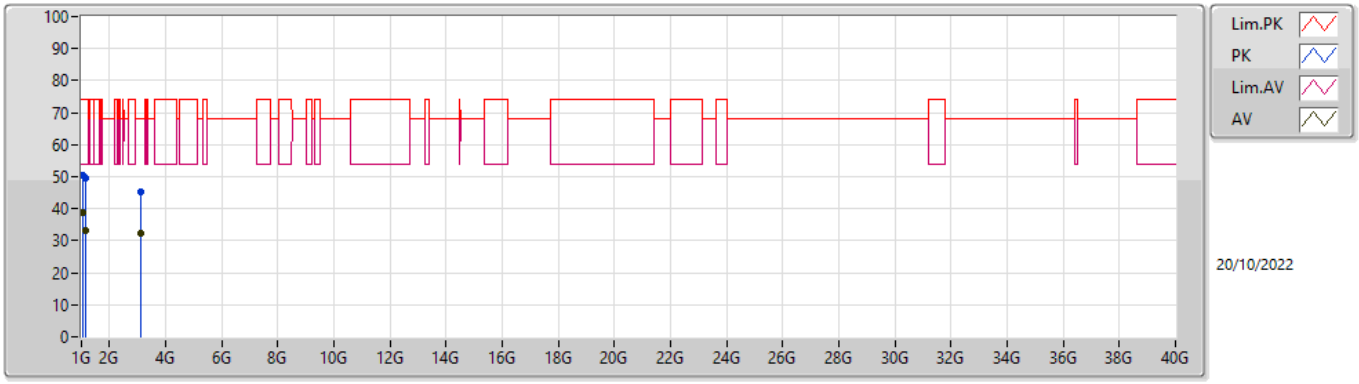

Type	Freq	Level	Limit	Margin	Factor	Dist	Condition	Azimuth	Height	Comment	Raw	AF	CL	PA
	(Hz)	(dBuV/m)	(dBuV/m)	(dB)	(dB/m)	(m)		(°)	(m)		(dBuV/m)	(dB/m)	(dB)	(dB)
AV	1.06G	38.90	54.00	-15.10	-2.93	3	Horizontal	161	2.00	-	41.83	25.18	5.47	33.58
AV	1.168G	33.27	54.00	-20.73	-1.22	3	Horizontal	11	3.00	-	34.49	26.10	5.79	33.11
AV	3.136G	32.30	68.20	-35.90	7.95	3	Horizontal	266	1.50	-	24.35	29.77	8.80	30.62
PK	1.06G	50.25	74.00	-23.75	-2.93	3	Horizontal	161	2.00	-	53.18	25.18	5.47	33.58
PK	1.168G	49.46	74.00	-24.54	-1.22	3	Horizontal	11	3.00	-	50.68	26.10	5.79	33.11
PK	3.136G	45.39	68.20	-22.81	7.95	3	Horizontal	266	1.50	-	37.44	29.77	8.80	30.62