Summary

Mode	Result	Type	Freq (Hz)	Level (dBuV/m)	Limit (dBuV/m)	Margin (dB)	Dist (m)	Condition	Azimuth (°)	Height (m)
5.15-5.25GHz	-	-	-	-	-	-	-	-	-	-
802.11ax HEW20-BF_Nss1,(MCS0)_2TX	Pass	AV	5.0944G	52.85	54.00	-1.15	3	Vertical	189	2.12
802.11ax HEW40-BF_Nss1,(MCS0)_2TX	Pass	AV	5.15G	52.73	54.00	-1.27	3	Vertical	186	1.98
802.11ax HEW80-BF_Nss1,(MCS0)_2TX	Pass	AV	5.148G	52.94	54.00	-1.06	3	Vertical	190	2.12
5.25-5.35GHz	-	-	-	-	-	-	-	-	-	-
802.11ax HEW20-BF_Nss1,(MCS0)_2TX	Pass	AV	5.4086G	52.99	54.00	-1.01	3	Vertical	191	2.08
802.11ax HEW40-BF_Nss1,(MCS0)_2TX	Pass	AV	5.356G	52.72	54.00	-1.28	3	Vertical	194	2.05
802.11ax HEW80-BF_Nss1,(MCS0)_2TX	Pass	AV	5.35G	52.77	54.00	-1.23	3	Vertical	188	2.18
5.47-5.725GHz	-	-	-	-	-	-	-	-	-	-
802.11ax HEW20-BF_Nss1,(MCS0)_2TX	Pass	PK	5.912G	67.15	68.20	-1.05	3	Vertical	190	2.12
802.11ax HEW40-BF_Nss1,(MCS0)_2TX	Pass	PK	5.8684G	67.05	68.20	-1.15	3	Vertical	187	2.11
802.11ax HEW80-BF_Nss1,(MCS0)_2TX	Pass	PK	5.8592G	66.89	68.20	-1.31	3	Vertical	194	2.13
5.725-5.85GHz	-	-	-	-	-	-	-	-	-	-
802.11ax HEW20-BF_Nss1,(MCS0)_2TX	Pass	PK	5.9294G	67.00	68.20	-1.20	3	Vertical	192	2.13
802.11ax HEW40-BF_Nss1,(MCS0)_2TX	Pass	PK	5.927G	67.08	68.20	-1.12	3	Vertical	191	1.34
802.11ax HEW80-BF_Nss1,(MCS0)_2TX	Pass	AV	5.0852G	51.77	54.00	-2.23	3	Vertical	188	1.87

Result

Mode	Result	Type	Freq (Hz)	Level (dBuV/m)	Limit (dBuV/m)	Margin (dB)	Dist (m)	Condition	Azimuth (°)	Height (m)
802.11ax HEW20-BF_Nss1,(MCS0)_2TX	-	-	-	-	-	-	-	-	-	-
5180MHz	Pass	AV	5.0852G	51.77	54.00	-2.23	3	Vertical	188	1.87
5180MHz	Pass	AV	5.1854G	105.13	Inf	-Inf	3	Vertical	188	1.87
5180MHz	Pass	PK	5.144G	64.81	74.00	-9.19	3	Vertical	188	1.87
5180MHz	Pass	PK	5.1752G	117.49	Inf	-Inf	3	Vertical	188	1.87
5180MHz	Pass	AV	15.54952G	44.29	54.00	-9.71	3	Vertical	71	1.50
5180MHz	Pass	PK	10.35268G	53.95	68.20	-14.25	3	Vertical	48	1.50
5180MHz	Pass	PK	15.5346G	57.36	74.00	-16.64	3	Vertical	71	1.50
5180MHz	Pass	AV	15.54804G	44.30	54.00	-9.70	3	Horizontal	159	1.50
5180MHz	Pass	PK	10.3544G	54.40	68.20	-13.80	3	Horizontal	127	1.40
5180MHz	Pass	PK	15.54836G	57.03	74.00	-16.97	3	Horizontal	159	1.50
5200MHz	Pass	AV	5.0944G	52.85	54.00	-1.15	3	Vertical	189	2.12
5200MHz	Pass	AV	5.2024G	108.68	Inf	-Inf	3	Vertical	189	2.12
5200MHz	Pass	AV	5.35G	50.94	54.00	-3.06	3	Vertical	189	2.12
5200MHz	Pass	PK	5.1076G	65.18	74.00	-8.82	3	Vertical	189	2.12
5200MHz	Pass	PK	5.1988G	121.60	Inf	-Inf	3	Vertical	189	2.12
5200MHz	Pass	PK	5.35G	62.88	74.00	-11.12	3	Vertical	189	2.12
5200MHz	Pass	AV	15.60492G	44.00	54.00	-10.00	3	Vertical	329	1.89
5200MHz	Pass	PK	10.3988G	54.13	68.20	-14.07	3	Vertical	327	2.48
5200MHz	Pass	PK	15.59364G	55.80	74.00	-18.20	3	Vertical	329	1.89
5200MHz	Pass	AV	15.60684G	44.02	54.00	-9.98	3	Horizontal	225	2.12
5200MHz	Pass	PK	10.40928G	52.87	68.20	-15.33	3	Horizontal	141	2.17
5200MHz	Pass	PK	15.60176G	55.46	74.00	-18.54	3	Horizontal	225	2.12
5240MHz	Pass	AV	5.1482G	52.46	54.00	-1.54	3	Vertical	190	2.10
5240MHz	Pass	AV	5.2334G	107.95	Inf	-Inf	3	Vertical	190	2.10
5240MHz	Pass	AV	5.35G	51.38	54.00	-2.62	3	Vertical	190	2.10
5240MHz	Pass	PK	5.1464G	65.14	74.00	-8.86	3	Vertical	190	2.10
5240MHz	Pass	PK	5.2448G	121.58	Inf	-Inf	3	Vertical	190	2.10
5240MHz	Pass	PK	5.35G	66.24	74.00	-7.76	3	Vertical	190	2.10
5240MHz	Pass	AV	15.724G	43.88	54.00	-10.12	3	Vertical	342	2.87
5240MHz	Pass	PK	10.48048G	53.01	68.20	-15.19	3	Vertical	231	2.07
5240MHz	Pass	PK	15.71584G	56.08	74.00	-17.92	3	Vertical	342	2.87
5240MHz	Pass	AV	15.72136G	44.08	54.00	-9.92	3	Horizontal	237	1.71
5240MHz	Pass	PK	10.47016G	53.05	68.20	-15.15	3	Horizontal	68	2.53
5240MHz	Pass	PK	15.72564G	56.34	74.00	-17.66	3	Horizontal	237	1.71
5260MHz	Pass	AV	5.15G	51.49	54.00	-2.51	3	Vertical	194	2.15
5260MHz	Pass	AV	5.257G	106.73	Inf	-Inf	3	Vertical	194	2.15
5260MHz	Pass	AV	5.3632G	52.95	54.00	-1.05	3	Vertical	194	2.15
5260MHz	Pass	PK	5.15G	63.11	74.00	-10.89	3	Vertical	194	2.15
5260MHz	Pass	PK	5.2648G	119.62	Inf	-Inf	3	Vertical	194	2.15
5260MHz	Pass	PK	5.365G	65.46	74.00	-8.54	3	Vertical	194	2.15
5260MHz	Pass	AV	15.77204G	43.78	54.00	-10.22	3	Vertical	161	1.96
5260MHz	Pass	PK	10.52512G	54.06	68.20	-14.14	3	Vertical	27	1.32
5260MHz	Pass	PK	15.7842G	55.42	74.00	-18.58	3	Vertical	161	1.96
5260MHz	Pass	AV	15.7708G	43.82	54.00	-10.18	3	Horizontal	290	2.09
5260MHz	Pass	PK	10.5206G	52.91	68.20	-15.29	3	Horizontal	240	2.41
5260MHz	Pass	PK	15.77188G	56.14	74.00	-17.86	3	Horizontal	290	2.09
5300MHz	Pass	AV	5.15G	48.97	54.00	-5.03	3	Vertical	191	2.08
5300MHz	Pass	AV	5.3024G	105.55	Inf	-Inf	3	Vertical	191	2.08
5300MHz	Pass	AV	5.4086G	52.99	54.00	-1.01	3	Vertical	191	2.08
5300MHz	Pass	PK	5.15G	59.53	74.00	-14.47	3	Vertical	191	2.08
5300MHz	Pass	PK	5.3066G	118.12	Inf	-Inf	3	Vertical	191	2.08
5300MHz	Pass	PK	5.4062G	65.31	74.00	-8.69	3	Vertical	191	2.08
5300MHz	Pass	AV	15.90432G	44.30	54.00	-9.70	3	Vertical	159	2.01
5300MHz	Pass	PK	10.60176G	53.32	74.00	-20.68	3	Vertical	96	1.82
5300MHz	Pass	PK	15.89684G	56.27	74.00	-17.73	3	Vertical	159	2.01
5300MHz	Pass	AV	10.60104G	41.20	54.00	-12.80	3	Horizontal	212	2.09
5300MHz	Pass	AV	15.9018G	44.36	54.00	-9.64	3	Horizontal	325	2.63
5300MHz	Pass	PK	10.594G	52.90	68.20	-15.30	3	Horizontal	212	2.09
5300MHz	Pass	PK	15.89412G	56.36	74.00	-17.64	3	Horizontal	325	2.63
5320MHz	Pass	AV	5.3134G	104.73	Inf	-Inf	3	Vertical	191	2.14

Mode	Result	Type	Freq (Hz)	Level (dBuV/m)	Limit (dBuV/m)	Margin (dB)	Dist (m)	Condition	Azimuth (°)	Height (m)
5320MHz	Pass	AV	5.4184G	52.80	54.00	-1.20	3	Vertical	191	2.14
5320MHz	Pass	PK	5.3164G	117.57	Inf	-Inf	3	Vertical	191	2.14
5320MHz	Pass	PK	5.4646G	63.31	68.20	-4.89	3	Vertical	191	2.14
5320MHz	Pass	AV	10.63172G	41.19	54.00	-12.81	3	Vertical	288	1.15
5320MHz	Pass	AV	15.95836G	44.30	54.00	-9.70	3	Vertical	133	2.94
5320MHz	Pass	PK	10.63972G	54.25	74.00	-19.75	3	Vertical	288	1.15
5320MHz	Pass	PK	15.95752G	55.21	74.00	-18.79	3	Vertical	133	2.94
5320MHz	Pass	AV	10.63812G	41.12	54.00	-12.88	3	Horizontal	337	2.10
5320MHz	Pass	AV	15.95752G	44.23	54.00	-9.77	3	Horizontal	309	1.94
5320MHz	Pass	PK	10.63388G	53.15	74.00	-20.85	3	Horizontal	337	2.10
5320MHz	Pass	PK	15.95608G	55.11	74.00	-18.89	3	Horizontal	309	1.94
5500MHz	Pass	AV	5.395G	52.11	54.00	-1.89	3	Vertical	190	1.42
5500MHz	Pass	AV	5.4934G	109.20	Inf	-Inf	3	Vertical	190	1.42
5500MHz	Pass	PK	5.4694G	66.88	68.20	-1.32	3	Vertical	190	1.42
5500MHz	Pass	PK	5.4946G	121.21	Inf	-Inf	3	Vertical	190	1.42
5500MHz	Pass	AV	11.00316G	41.63	54.00	-12.37	3	Vertical	136	2.60
5500MHz	Pass	PK	10.99436G	53.83	74.00	-20.17	3	Vertical	136	2.60
5500MHz	Pass	PK	16.5042G	56.87	68.20	-11.33	3	Vertical	282	1.91
5500MHz	Pass	AV	10.99704G	41.77	54.00	-12.23	3	Horizontal	348	1.39
5500MHz	Pass	PK	10.99312G	53.13	74.00	-20.87	3	Horizontal	348	1.39
5500MHz	Pass	PK	16.50312G	55.79	68.20	-12.41	3	Horizontal	147	1.92
5580MHz	Pass	AV	5.46G	51.17	54.00	-2.83	3	Vertical	192	2.08
5580MHz	Pass	AV	5.589G	115.11	Inf	-Inf	3	Vertical	192	2.08
5580MHz	Pass	PK	5.4672G	63.99	68.20	-4.21	3	Vertical	192	2.08
5580MHz	Pass	PK	5.5866G	126.60	Inf	-Inf	3	Vertical	192	2.08
5580MHz	Pass	PK	5.7258G	64.92	68.20	-3.28	3	Vertical	192	2.08
5580MHz	Pass	AV	11.16632G	42.04	54.00	-11.96	3	Vertical	54	1.50
5580MHz	Pass	PK	11.16684G	54.81	74.00	-19.19	3	Vertical	54	1.50
5580MHz	Pass	PK	16.74703G	66.71	68.20	-1.49	3	Vertical	60	2.72
5580MHz	Pass	AV	11.16224G	41.20	54.00	-12.80	3	Horizontal	47	2.79
5580MHz	Pass	PK	11.14096G	54.23	74.00	-19.77	3	Horizontal	47	2.79
5580MHz	Pass	PK	16.74367G	58.05	68.20	-10.15	3	Horizontal	57	2.24
5700MHz	Pass	AV	5.7084G	105.58	Inf	-Inf	3	Vertical	190	2.13
5700MHz	Pass	PK	5.7048G	117.98	Inf	-Inf	3	Vertical	190	2.13
5700MHz	Pass	PK	5.7252G	67.13	68.20	-1.07	3	Vertical	190	2.13
5700MHz	Pass	AV	11.38734G	42.37	54.00	-11.63	3	Vertical	116	1.50
5700MHz	Pass	PK	11.38884G	55.01	74.00	-18.99	3	Vertical	116	1.50
5700MHz	Pass	PK	17.11026G	56.85	68.20	-11.35	3	Vertical	273	2.08
5700MHz	Pass	AV	11.3895G	42.32	54.00	-11.68	3	Horizontal	87	2.86
5700MHz	Pass	PK	11.40264G	55.55	74.00	-18.45	3	Horizontal	87	2.86
5700MHz	Pass	PK	17.09274G	56.34	68.20	-11.86	3	Horizontal	89	1.95
5720MHz Straddle 5.47-5.725GHz	Pass	AV	5.4524G	51.96	54.00	-2.04	3	Vertical	190	2.12
5720MHz Straddle 5.47-5.725GHz	Pass	AV	5.714G	117.02	Inf	-Inf	3	Vertical	190	2.12
5720MHz Straddle 5.47-5.725GHz	Pass	PK	5.4608G	63.47	68.20	-4.73	3	Vertical	190	2.12
5720MHz Straddle 5.47-5.725GHz	Pass	PK	5.714G	128.46	Inf	-Inf	3	Vertical	190	2.12
5720MHz Straddle 5.47-5.725GHz	Pass	PK	5.912G	67.15	68.20	-1.05	3	Vertical	190	2.12
5720MHz Straddle 5.47-5.725GHz	Pass	AV	11.45368G	46.61	54.00	-7.39	3	Vertical	52	2.93
5720MHz Straddle 5.47-5.725GHz	Pass	PK	11.45314G	58.45	74.00	-15.55	3	Vertical	52	2.93
5720MHz Straddle 5.47-5.725GHz	Pass	PK	17.16024G	64.22	68.20	-3.98	3	Vertical	65	2.25
5720MHz Straddle 5.47-5.725GHz	Pass	AV	11.45212G	44.64	54.00	-9.36	3	Horizontal	34	1.48
5720MHz Straddle 5.47-5.725GHz	Pass	PK	11.45158G	57.18	74.00	-16.82	3	Horizontal	34	1.48
5720MHz Straddle 5.47-5.725GHz	Pass	PK	17.1552G	58.07	68.20	-10.13	3	Horizontal	47	2.68
5745MHz	Pass	AV	5.751G	110.15	Inf	-Inf	3	Vertical	196	2.10
5745MHz	Pass	PK	5.643G	66.53	68.20	-1.67	3	Vertical	196	2.10
5745MHz	Pass	PK	5.751G	122.92	Inf	-Inf	3	Vertical	196	2.10
5745MHz	Pass	PK	5.9418G	65.32	68.20	-2.88	3	Vertical	196	2.10
5745MHz	Pass	AV	11.49318G	42.71	54.00	-11.29	3	Vertical	59	2.08
5745MHz	Pass	PK	11.4978G	55.18	74.00	-18.82	3	Vertical	59	2.08
5745MHz	Pass	PK	17.23656G	60.15	68.20	-8.05	3	Vertical	64	1.76
5745MHz	Pass	AV	11.48556G	42.42	54.00	-11.58	3	Horizontal	40	1.50
5745MHz	Pass	PK	11.49738G	54.44	74.00	-19.56	3	Horizontal	40	1.50
5745MHz	Pass	PK	17.24574G	56.89	68.20	-11.31	3	Horizontal	351	1.50

Mode	Result	Type	Freq (Hz)	Level (dBuV/m)	Limit (dBuV/m)	Margin (dB)	Dist (m)	Condition	Azimuth (°)	Height (m)
5785MHz	Pass	AV	5.7802G	116.25	Inf	-Inf	3	Vertical	192	2.14
5785MHz	Pass	PK	5.5762G	66.83	68.20	-1.37	3	Vertical	192	2.14
5785MHz	Pass	PK	5.7898G	128.58	Inf	-Inf	3	Vertical	192	2.14
5785MHz	Pass	PK	5.9854G	66.62	68.20	-1.58	3	Vertical	192	2.14
5785MHz	Pass	AV	11.57048G	47.12	54.00	-6.88	3	Vertical	92	3.00
5785MHz	Pass	PK	11.56676G	60.24	74.00	-13.76	3	Vertical	92	3.00
5785MHz	Pass	PK	17.3688G	58.57	68.20	-9.63	3	Vertical	62	2.66
5785MHz	Pass	AV	11.55908G	43.43	54.00	-10.57	3	Horizontal	42	2.11
5785MHz	Pass	PK	11.55878G	54.82	74.00	-19.18	3	Horizontal	42	2.11
5785MHz	Pass	PK	17.36436G	57.61	68.20	-10.59	3	Horizontal	58	1.50
5825MHz	Pass	AV	5.8226G	109.31	Inf	-Inf	3	Vertical	192	2.13
5825MHz	Pass	PK	5.537G	63.59	68.20	-4.61	3	Vertical	192	2.13
5825MHz	Pass	PK	5.8298G	122.13	Inf	-Inf	3	Vertical	192	2.13
5825MHz	Pass	PK	5.9294G	67.00	68.20	-1.20	3	Vertical	192	2.13
5825MHz	Pass	AV	11.64244G	43.85	54.00	-10.15	3	Vertical	90	2.89
5825MHz	Pass	PK	11.6413G	57.78	74.00	-16.22	3	Vertical	90	2.89
5825MHz	Pass	PK	17.48802G	58.38	68.20	-9.82	3	Vertical	64	1.50
5825MHz	Pass	AV	11.64316G	41.55	54.00	-12.45	3	Horizontal	229	1.50
5825MHz	Pass	PK	11.6536G	54.54	74.00	-19.46	3	Horizontal	229	1.50
5825MHz	Pass	PK	17.46888G	57.41	68.20	-10.79	3	Horizontal	241	1.50
802.11ax HEW40-BF_Nss1,(MCS0)_2TX	-	-	-	-	-	-	-	-	-	-
5190MHz	Pass	AV	5.15G	52.73	54.00	-1.27	3	Vertical	186	1.98
5190MHz	Pass	AV	5.1952G	100.43	Inf	-Inf	3	Vertical	186	1.98
5190MHz	Pass	PK	5.148G	65.86	74.00	-8.14	3	Vertical	186	1.98
5190MHz	Pass	PK	5.1756G	113.41	Inf	-Inf	3	Vertical	186	1.98
5190MHz	Pass	AV	15.56112G	43.54	54.00	-10.46	3	Vertical	0	1.50
5190MHz	Pass	PK	10.39936G	53.85	68.20	-14.35	3	Vertical	272	1.50
5190MHz	Pass	PK	15.56632G	58.19	74.00	-15.81	3	Vertical	0	1.50
5190MHz	Pass	AV	15.5664G	43.57	54.00	-10.43	3	Horizontal	152	1.50
5190MHz	Pass	PK	10.374G	54.17	68.20	-14.03	3	Horizontal	327	2.62
5190MHz	Pass	PK	15.576G	56.73	74.00	-17.27	3	Horizontal	152	1.50
5230MHz	Pass	AV	5.1456G	52.71	54.00	-1.29	3	Vertical	187	2.02
5230MHz	Pass	AV	5.2356G	106.86	Inf	-Inf	3	Vertical	187	2.02
5230MHz	Pass	PK	5.148G	65.95	74.00	-8.05	3	Vertical	187	2.02
5230MHz	Pass	PK	5.236G	119.50	Inf	-Inf	3	Vertical	187	2.02
5230MHz	Pass	AV	15.70776G	43.42	54.00	-10.58	3	Vertical	79	3.00
5230MHz	Pass	PK	10.4584G	54.31	68.20	-13.89	3	Vertical	301	1.50
5230MHz	Pass	PK	15.69432G	57.81	74.00	-16.19	3	Vertical	79	3.00
5230MHz	Pass	AV	15.708G	43.32	54.00	-10.68	3	Horizontal	347	1.50
5230MHz	Pass	PK	10.44032G	53.91	68.20	-14.29	3	Horizontal	196	1.50
5230MHz	Pass	PK	15.70024G	57.03	74.00	-16.97	3	Horizontal	347	1.50
5270MHz	Pass	AV	5.2828G	105.10	Inf	-Inf	3	Vertical	194	2.05
5270MHz	Pass	AV	5.356G	52.72	54.00	-1.28	3	Vertical	194	2.05
5270MHz	Pass	PK	5.2764G	118.30	Inf	-Inf	3	Vertical	194	2.05
5270MHz	Pass	PK	5.3572G	65.66	74.00	-8.34	3	Vertical	194	2.05
5270MHz	Pass	AV	15.82208G	43.50	54.00	-10.50	3	Vertical	243	1.50
5270MHz	Pass	PK	10.55672G	53.17	68.20	-15.03	3	Vertical	282	1.50
5270MHz	Pass	PK	15.80144G	57.52	74.00	-16.48	3	Vertical	243	1.50
5270MHz	Pass	AV	15.83352G	43.54	54.00	-10.46	3	Horizontal	14	1.50
5270MHz	Pass	PK	10.53148G	53.12	68.20	-15.08	3	Horizontal	0	1.50
5270MHz	Pass	PK	15.81324G	56.24	74.00	-17.76	3	Horizontal	14	1.50
5310MHz	Pass	AV	5.3264G	101.28	Inf	-Inf	3	Vertical	195	1.93
5310MHz	Pass	AV	5.3532G	52.16	54.00	-1.84	3	Vertical	195	1.93
5310MHz	Pass	PK	5.3028G	114.38	Inf	-Inf	3	Vertical	195	1.93
5310MHz	Pass	PK	5.35G	65.09	74.00	-8.91	3	Vertical	195	1.93
5310MHz	Pass	AV	10.6428G	40.31	54.00	-13.69	3	Vertical	360	2.98
5310MHz	Pass	AV	15.92064G	43.74	54.00	-10.26	3	Vertical	75	1.60
5310MHz	Pass	PK	10.6026G	54.10	74.00	-19.90	3	Vertical	360	2.98
5310MHz	Pass	PK	15.95436G	56.84	74.00	-17.16	3	Vertical	75	1.60
5310MHz	Pass	AV	10.64352G	40.19	54.00	-13.81	3	Horizontal	290	1.50
5310MHz	Pass	AV	15.91836G	43.69	54.00	-10.31	3	Horizontal	228	1.50
5310MHz	Pass	PK	10.64652G	54.29	74.00	-19.71	3	Horizontal	290	1.50

Mode	Result	Type	Freq (Hz)	Level (dBuV/m)	Limit (dBuV/m)	Margin (dB)	Dist (m)	Condition	Azimuth (°)	Height (m)
5310MHz	Pass	PK	15.91704G	56.93	74.00	-17.07	3	Horizontal	228	1.50
5510MHz	Pass	AV	5.4588G	50.98	54.00	-3.02	3	Vertical	176	1.50
5510MHz	Pass	AV	5.504G	100.61	Inf	-Inf	3	Vertical	176	1.50
5510MHz	Pass	PK	5.4584G	64.15	74.00	-9.85	3	Vertical	176	1.50
5510MHz	Pass	PK	5.4692G	66.14	68.20	-2.06	3	Vertical	176	1.50
5510MHz	Pass	PK	5.5056G	114.96	Inf	-Inf	3	Vertical	176	1.50
5510MHz	Pass	AV	10.99972G	40.69	54.00	-13.31	3	Vertical	193	1.06
5510MHz	Pass	PK	11.04196G	53.88	74.00	-20.12	3	Vertical	193	1.06
5510MHz	Pass	PK	16.54488G	56.88	68.20	-11.32	3	Vertical	278	1.50
5510MHz	Pass	AV	11.00356G	40.67	54.00	-13.33	3	Horizontal	86	1.50
5510MHz	Pass	PK	11.04172G	53.59	74.00	-20.41	3	Horizontal	86	1.50
5510MHz	Pass	PK	16.50144G	57.06	68.20	-11.14	3	Horizontal	235	2.23
5550MHz	Pass	AV	5.4508G	51.93	54.00	-2.07	3	Vertical	188	2.29
5550MHz	Pass	AV	5.5364G	109.36	Inf	-Inf	3	Vertical	188	2.29
5550MHz	Pass	PK	5.4696G	66.69	68.20	-1.51	3	Vertical	188	2.29
5550MHz	Pass	PK	5.5356G	122.50	Inf	-Inf	3	Vertical	188	2.29
5550MHz	Pass	AV	11.09568G	40.45	54.00	-13.55	3	Vertical	234	1.50
5550MHz	Pass	PK	11.12016G	53.79	74.00	-20.21	3	Vertical	234	1.50
5550MHz	Pass	PK	16.67656G	59.02	68.20	-9.18	3	Vertical	56	2.44
5550MHz	Pass	AV	11.10912G	40.47	54.00	-13.53	3	Horizontal	88	1.22
5550MHz	Pass	PK	11.08448G	53.72	74.00	-20.28	3	Horizontal	88	1.22
5550MHz	Pass	PK	16.6388G	57.20	68.20	-11.00	3	Horizontal	6	1.50
5670MHz	Pass	AV	5.676G	102.47	Inf	-Inf	3	Vertical	188	2.29
5670MHz	Pass	PK	5.667G	115.92	Inf	-Inf	3	Vertical	188	2.29
5670MHz	Pass	PK	5.7264G	66.60	68.20	-1.60	3	Vertical	188	2.29
5670MHz	Pass	AV	11.37872G	41.10	54.00	-12.90	3	Vertical	328	1.50
5670MHz	Pass	PK	11.31328G	54.27	74.00	-19.73	3	Vertical	328	1.50
5670MHz	Pass	PK	17.01768G	59.84	68.20	-8.36	3	Vertical	55	2.84
5670MHz	Pass	AV	11.37952G	41.27	54.00	-12.73	3	Horizontal	140	2.55
5670MHz	Pass	PK	11.31168G	53.87	74.00	-20.13	3	Horizontal	140	2.55
5670MHz	Pass	PK	16.97064G	56.73	68.20	-11.47	3	Horizontal	15	1.50
5710MHz Straddle 5.47-5.725GHz	Pass	AV	5.458G	50.18	54.00	-3.82	3	Vertical	187	2.11
5710MHz Straddle 5.47-5.725GHz	Pass	AV	5.7136G	111.50	Inf	-Inf	3	Vertical	187	2.11
5710MHz Straddle 5.47-5.725GHz	Pass	PK	5.4628G	63.37	68.20	-4.83	3	Vertical	187	2.11
5710MHz Straddle 5.47-5.725GHz	Pass	PK	5.7136G	123.79	Inf	-Inf	3	Vertical	187	2.11
5710MHz Straddle 5.47-5.725GHz	Pass	PK	5.8684G	67.05	68.20	-1.15	3	Vertical	187	2.11
5710MHz Straddle 5.47-5.725GHz	Pass	AV	11.40384G	43.38	54.00	-10.62	3	Vertical	53	2.10
5710MHz Straddle 5.47-5.725GHz	Pass	PK	11.42G	58.39	74.00	-15.61	3	Vertical	53	2.10
5710MHz Straddle 5.47-5.725GHz	Pass	PK	17.1164G	59.94	68.20	-8.26	3	Vertical	63	1.94
5710MHz Straddle 5.47-5.725GHz	Pass	AV	11.4264G	41.96	54.00	-12.04	3	Horizontal	32	1.50
5710MHz Straddle 5.47-5.725GHz	Pass	PK	11.43248G	55.28	74.00	-18.72	3	Horizontal	32	1.50
5710MHz Straddle 5.47-5.725GHz	Pass	PK	17.09528G	58.11	68.20	-10.09	3	Horizontal	45	2.42
5755MHz	Pass	AV	5.7598G	107.87	Inf	-Inf	3	Vertical	189	2.13
5755MHz	Pass	PK	5.6362G	66.61	68.20	-1.59	3	Vertical	189	2.13
5755MHz	Pass	PK	5.7574G	120.62	Inf	-Inf	3	Vertical	189	2.13
5755MHz	Pass	PK	5.9398G	65.08	68.20	-3.12	3	Vertical	189	2.13
5755MHz	Pass	AV	11.49352G	44.55	54.00	-9.45	3	Vertical	101	2.72
5755MHz	Pass	PK	11.51016G	58.70	74.00	-15.30	3	Vertical	101	2.72
5755MHz	Pass	PK	17.253G	57.97	68.20	-10.23	3	Vertical	62	2.20
5755MHz	Pass	AV	11.50456G	41.55	54.00	-12.45	3	Horizontal	32	1.50
5755MHz	Pass	PK	11.5396G	54.67	74.00	-19.33	3	Horizontal	32	1.50
5755MHz	Pass	PK	17.26772G	57.69	68.20	-10.51	3	Horizontal	117	1.50
5795MHz	Pass	AV	5.7986G	111.18	Inf	-Inf	3	Vertical	191	1.34
5795MHz	Pass	PK	5.5994G	66.11	68.20	-2.09	3	Vertical	191	1.34
5795MHz	Pass	PK	5.8022G	123.87	Inf	-Inf	3	Vertical	191	1.34
5795MHz	Pass	PK	5.927G	67.08	68.20	-1.12	3	Vertical	191	1.34
5795MHz	Pass	AV	11.60984G	46.53	54.00	-7.47	3	Vertical	90	2.84
5795MHz	Pass	PK	11.58952G	59.22	74.00	-14.78	3	Vertical	90	2.84
5795MHz	Pass	PK	17.39764G	57.88	68.20	-10.32	3	Vertical	57	2.54
5795MHz	Pass	AV	11.57352G	41.40	54.00	-12.60	3	Horizontal	28	1.83
5795MHz	Pass	PK	11.5876G	54.29	74.00	-19.71	3	Horizontal	28	1.83
5795MHz	Pass	PK	17.39844G	57.34	68.20	-10.86	3	Horizontal	13	3.00

Mode	Result	Type	Freq (Hz)	Level (dBuV/m)	Limit (dBuV/m)	Margin (dB)	Dist (m)	Condition	Azimuth (°)	Height (m)
802.11ax HEW80-BF_Nss1,(MCS0)_2TX	-	-	-	-	-	-	-	-	-	-
5210MHz	Pass	AV	5.148G	52.94	54.00	-1.06	3	Vertical	190	2.12
5210MHz	Pass	AV	5.221G	99.92	Inf	-Inf	3	Vertical	190	2.12
5210MHz	Pass	AV	5.35G	51.17	54.00	-2.83	3	Vertical	190	2.12
5210MHz	Pass	PK	5.146G	65.99	74.00	-8.01	3	Vertical	190	2.12
5210MHz	Pass	PK	5.202G	114.70	Inf	-Inf	3	Vertical	190	2.12
5210MHz	Pass	PK	5.361G	64.76	74.00	-9.24	3	Vertical	190	2.12
5210MHz	Pass	AV	15.59448G	43.45	54.00	-10.55	3	Vertical	360	1.50
5210MHz	Pass	PK	10.4032G	53.84	68.20	-14.36	3	Vertical	84	1.14
5210MHz	Pass	PK	15.59624G	56.68	74.00	-17.32	3	Vertical	360	1.50
5210MHz	Pass	AV	15.59416G	43.52	54.00	-10.48	3	Horizontal	240	1.50
5210MHz	Pass	PK	10.43856G	53.99	68.20	-14.21	3	Horizontal	338	1.50
5210MHz	Pass	PK	15.61016G	57.00	74.00	-17.00	3	Horizontal	240	1.50
5290MHz	Pass	AV	5.15G	49.30	54.00	-4.70	3	Vertical	188	2.18
5290MHz	Pass	AV	5.3G	98.85	Inf	-Inf	3	Vertical	188	2.18
5290MHz	Pass	AV	5.35G	52.77	54.00	-1.23	3	Vertical	188	2.18
5290MHz	Pass	PK	5.138G	62.30	74.00	-11.70	3	Vertical	188	2.18
5290MHz	Pass	PK	5.282G	113.88	Inf	-Inf	3	Vertical	188	2.18
5290MHz	Pass	PK	5.48G	63.56	68.20	-4.64	3	Vertical	188	2.18
5290MHz	Pass	AV	15.88968G	43.84	54.00	-10.16	3	Vertical	220	1.50
5290MHz	Pass	PK	10.57456G	54.30	68.20	-13.90	3	Vertical	105	1.07
5290MHz	Pass	PK	15.83464G	57.40	74.00	-16.60	3	Vertical	220	1.50
5290MHz	Pass	AV	15.89608G	43.91	54.00	-10.09	3	Horizontal	229	1.50
5290MHz	Pass	PK	10.59824G	54.84	68.20	-13.36	3	Horizontal	137	1.50
5290MHz	Pass	PK	15.90744G	56.88	74.00	-17.12	3	Horizontal	229	1.50
5530MHz	Pass	AV	5.46G	51.20	54.00	-2.80	3	Vertical	192	2.19
5530MHz	Pass	AV	5.538G	103.82	Inf	-Inf	3	Vertical	192	2.19
5530MHz	Pass	PK	5.468G	66.66	68.20	-1.54	3	Vertical	192	2.19
5530MHz	Pass	PK	5.536G	117.04	Inf	-Inf	3	Vertical	192	2.19
5530MHz	Pass	PK	5.726G	63.63	68.20	-4.57	3	Vertical	192	2.19
5530MHz	Pass	AV	11.02896G	40.97	54.00	-13.03	3	Vertical	39	1.50
5530MHz	Pass	PK	11.0528G	53.98	74.00	-20.02	3	Vertical	39	1.50
5530MHz	Pass	PK	16.578G	57.38	68.20	-10.82	3	Vertical	117	1.50
5530MHz	Pass	AV	11.0208G	41.01	54.00	-12.99	3	Horizontal	119	1.20
5530MHz	Pass	PK	11.02912G	54.90	74.00	-19.10	3	Horizontal	119	1.20
5530MHz	Pass	PK	16.5588G	57.17	68.20	-11.03	3	Horizontal	268	1.50
5610MHz	Pass	AV	5.456G	49.74	54.00	-4.26	3	Vertical	188	2.13
5610MHz	Pass	AV	5.594G	103.44	Inf	-Inf	3	Vertical	188	2.13
5610MHz	Pass	PK	5.465G	62.42	68.20	-5.78	3	Vertical	188	2.13
5610MHz	Pass	PK	5.601G	117.40	Inf	-Inf	3	Vertical	188	2.13
5610MHz	Pass	PK	5.747G	66.24	68.20	-1.96	3	Vertical	188	2.13
5610MHz	Pass	AV	11.19456G	40.80	54.00	-13.20	3	Vertical	150	1.50
5610MHz	Pass	PK	11.24016G	53.95	74.00	-20.05	3	Vertical	150	1.50
5610MHz	Pass	PK	16.83032G	57.71	68.20	-10.49	3	Vertical	49	2.68
5610MHz	Pass	AV	11.25728G	40.82	54.00	-13.18	3	Horizontal	215	3.00
5610MHz	Pass	PK	11.25552G	54.41	74.00	-19.59	3	Horizontal	215	3.00
5610MHz	Pass	PK	16.82296G	57.08	68.20	-11.12	3	Horizontal	147	2.62
5690MHz Straddle 5.47-5.725GHz	Pass	AV	5.4536G	49.40	54.00	-4.60	3	Vertical	194	2.13
5690MHz Straddle 5.47-5.725GHz	Pass	AV	5.72G	104.96	Inf	-Inf	3	Vertical	194	2.13
5690MHz Straddle 5.47-5.725GHz	Pass	PK	5.4632G	62.55	68.20	-5.65	3	Vertical	194	2.13
5690MHz Straddle 5.47-5.725GHz	Pass	PK	5.7188G	118.21	Inf	-Inf	3	Vertical	194	2.13
5690MHz Straddle 5.47-5.725GHz	Pass	PK	5.8592G	66.89	68.20	-1.31	3	Vertical	194	2.13
5690MHz Straddle 5.47-5.725GHz	Pass	AV	11.3968G	42.01	54.00	-11.99	3	Vertical	55	2.09
5690MHz Straddle 5.47-5.725GHz	Pass	PK	11.36104G	55.26	74.00	-18.74	3	Vertical	55	2.09
5690MHz Straddle 5.47-5.725GHz	Pass	PK	17.07456G	57.85	68.20	-10.35	3	Vertical	63	2.63
5690MHz Straddle 5.47-5.725GHz	Pass	AV	11.38648G	41.72	54.00	-12.28	3	Horizontal	289	3.00
5690MHz Straddle 5.47-5.725GHz	Pass	PK	11.40856G	55.20	74.00	-18.80	3	Horizontal	289	3.00
5690MHz Straddle 5.47-5.725GHz	Pass	PK	17.07504G	56.97	68.20	-11.23	3	Horizontal	224	1.50
5775MHz	Pass	AV	5.0852G	51.77	54.00	-2.23	3	Vertical	188	1.87
5775MHz	Pass	AV	5.1854G	105.13	Inf	-Inf	3	Vertical	188	1.87
5775MHz	Pass	PK	5.144G	64.81	74.00	-9.19	3	Vertical	188	1.87
5775MHz	Pass	PK	5.1752G	117.49	Inf	-Inf	3	Vertical	188	1.87

Mode	Result	Type	Freq (Hz)	Level (dBuV/m)	Limit (dBuV/m)	Margin (dB)	Dist (m)	Condition	Azimuth (°)	Height (m)
5775MHz	Pass	AV	15.54952G	44.29	54.00	-9.71	3	Vertical	71	1.50
5775MHz	Pass	PK	10.35268G	53.95	68.20	-14.25	3	Vertical	48	1.50
5775MHz	Pass	PK	15.5346G	57.36	74.00	-16.64	3	Vertical	71	1.50
5775MHz	Pass	AV	15.54804G	44.30	54.00	-9.70	3	Horizontal	159	1.50
5775MHz	Pass	PK	10.3544G	54.40	68.20	-13.80	3	Horizontal	127	1.40
5775MHz	Pass	PK	15.54836G	57.03	74.00	-16.97	3	Horizontal	159	1.50

5.15-5.25GHz_802.11ax HEW20-BF_Nss1,(MCS0)_2TX

5180MHz_TX

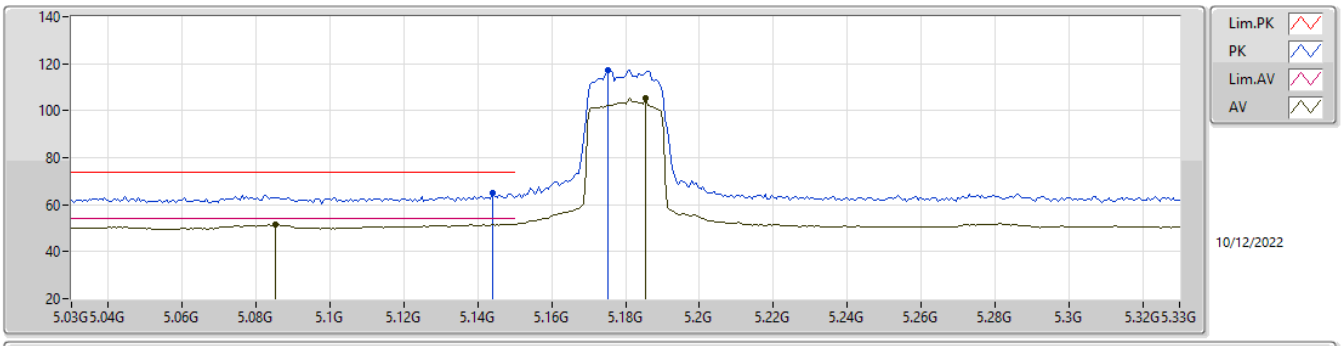

Type	Freq	Level	Limit	Margin	Factor	Dist	Condition	Azimuth	Height	Raw	AF	CL	PA
	(Hz)	(dBuV/m)	(dBuV/m)	(dB)	(dB)	(m)		(°)	(m)	(dBuV)	(dB)	(dB)	(dB)
AV	5.0852G	51.77	54.00	-2.23	8.83	3	Vertical	188	1.87	42.94	33.16	9.80	34.13
AV	5.1854G	105.13	Inf	-Inf	8.81	3	Vertical	188	1.87	96.32	33.10	9.85	34.14
PK	5.144G	64.81	74.00	-9.19	8.79	3	Vertical	188	1.87	56.02	33.10	9.83	34.14
PK	5.1752G	117.49	Inf	-Inf	8.81	3	Vertical	188	1.87	108.68	33.10	9.85	34.14

5.15-5.25GHz_802.11ax HEW20-BF_Nss1,(MCS0)_2TX

5180MHz_TX

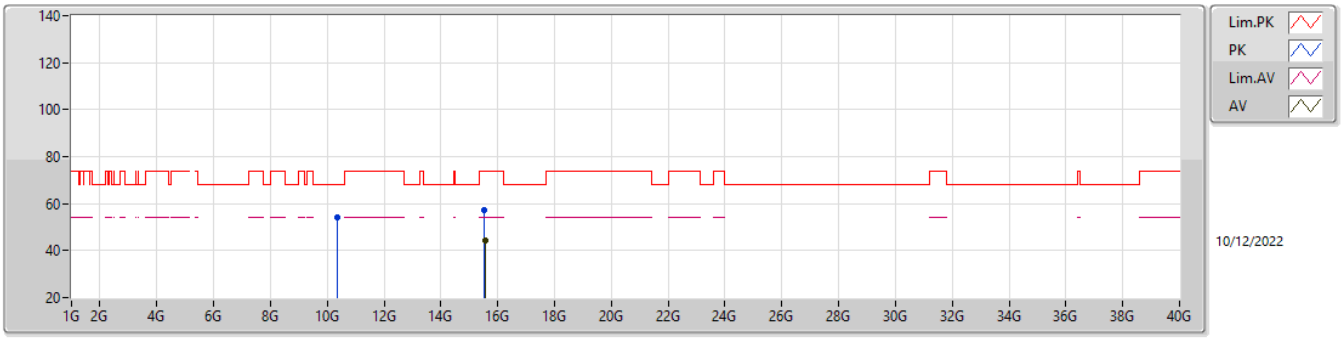

Type	Freq	Level	Limit	Margin	Factor	Dist	Condition	Azimuth	Height	Raw	AF	CL	PA
	(Hz)	(dBuV/m)	(dBuV/m)	(dB)	(dB)	(m)		(°)	(m)	(dBuV)	(dB)	(dB)	(dB)
AV	15.54952G	44.29	54.00	-9.71	20.16	3	Vertical	71	1.50	24.13	38.80	15.69	34.33
PK	10.35268G	53.95	68.20	-14.25	16.94	3	Vertical	48	1.50	37.01	38.90	12.67	34.63
PK	15.5346G	57.36	74.00	-16.64	20.19	3	Vertical	71	1.50	37.17	38.83	15.68	34.32

5.15-5.25GHz_802.11ax HEW20-BF_Nss1,(MCS0)_2TX

5180MHz_TX

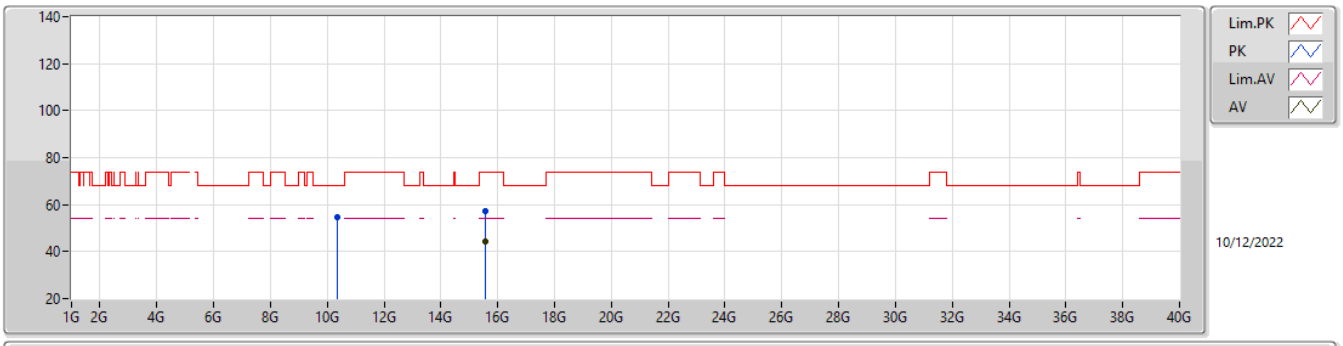

Type	Freq	Level	Limit	Margin	Factor	Dist	Condition	Azimuth	Height	Raw	AF	CL	PA
	(Hz)	(dBuV/m)	(dBuV/m)	(dB)	(dB)	(m)		(°)	(m)	(dBuV)	(dB)	(dB)	(dB)
AV	15.54804G	44.30	54.00	-9.70	20.16	3	Horizontal	159	1.50	24.14	38.80	15.69	34.33
PK	10.3544G	54.40	68.20	-13.80	16.94	3	Horizontal	127	1.40	37.46	38.90	12.67	34.63
PK	15.54836G	57.03	74.00	-16.97	20.16	3	Horizontal	159	1.50	36.87	38.80	15.69	34.33

5.15-5.25GHz_802.11ax HEW20-BF_Nss1,(MCS0)_2TX

5200MHz_TX

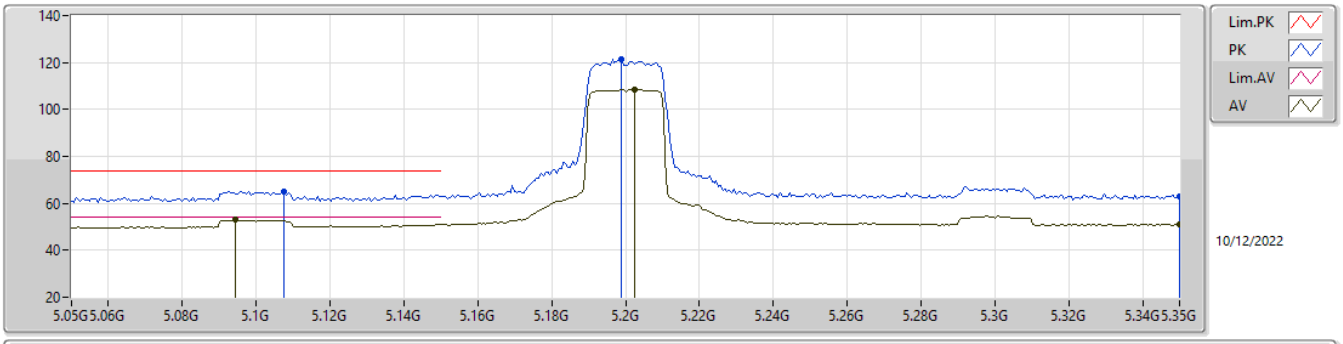

Type	Freq	Level	Limit	Margin	Factor	Dist	Condition	Azimuth	Height	Raw	AF	CL	PA
	(Hz)	(dBuV/m)	(dBuV/m)	(dB)	(dB)	(m)		(°)	(m)	(dBuV)	(dB)	(dB)	(dB)
AV	5.0944G	52.85	54.00	-1.15	8.79	3	Vertical	189	2.12	44.06	33.12	9.80	34.13
AV	5.2024G	108.68	Inf	-Inf	8.82	3	Vertical	189	2.12	99.86	33.10	9.86	34.14
AV	5.35G	50.94	54.00	-3.06	8.70	3	Vertical	189	2.12	42.24	32.90	9.96	34.16
PK	5.1076G	65.18	74.00	-8.82	8.78	3	Vertical	189	2.12	56.40	33.10	9.81	34.13
PK	5.1988G	121.60	Inf	-Inf	8.82	3	Vertical	189	2.12	112.78	33.10	9.86	34.14
PK	5.35G	62.88	74.00	-11.12	8.70	3	Vertical	189	2.12	54.18	32.90	9.96	34.16

5.15-5.25GHz_802.11ax HEW20-BF_Nss1,(MCS0)_2TX

5200MHz_TX

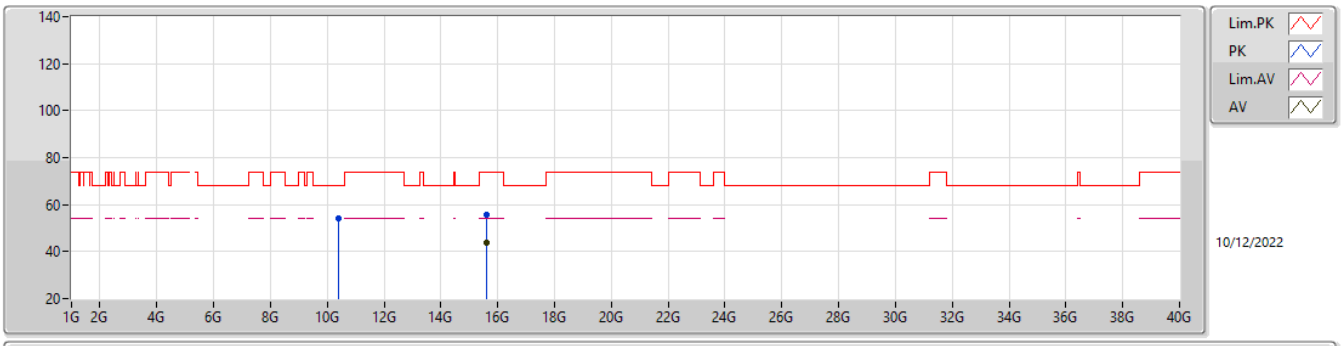

Type	Freq	Level	Limit	Margin	Factor	Dist	Condition	Azimuth	Height	Raw	AF	CL	PA
	(Hz)	(dBuV/m)	(dBuV/m)	(dB)	(dB)	(m)		(°)	(m)	(dBuV)	(dB)	(dB)	(dB)
AV	15.60492G	44.00	54.00	-10.00	20.05	3	Vertical	329	1.89	23.95	38.69	15.73	34.37
PK	10.3988G	54.13	68.20	-14.07	16.99	3	Vertical	327	2.48	37.14	38.90	12.69	34.60
PK	15.59364G	55.80	74.00	-18.20	20.07	3	Vertical	329	1.89	35.73	38.71	15.72	34.36

5.15-5.25GHz_802.11ax HEW20-BF_Nss1,(MCS0)_2TX

5200MHz_TX

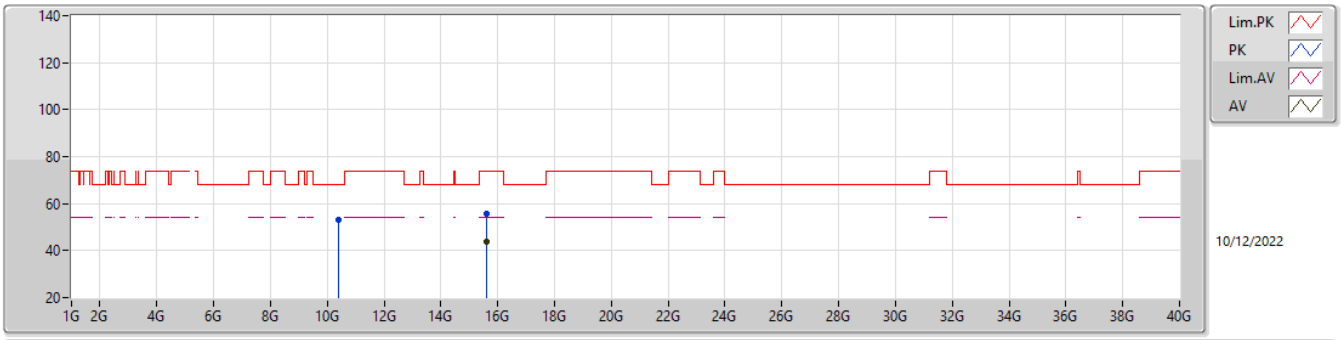

Type	Freq	Level	Limit	Margin	Factor	Dist	Condition	Azimuth	Height	Raw	AF	CL	PA
	(Hz)	(dBuV/m)	(dBuV/m)	(dB)	(dB)	(m)		(°)	(m)	(dBuV)	(dB)	(dB)	(dB)
AV	15.60684G	44.02	54.00	-9.98	20.04	3	Horizontal	225	2.12	23.98	38.68	15.73	34.37
PK	10.40928G	52.87	68.20	-15.33	17.00	3	Horizontal	141	2.17	35.87	38.90	12.69	34.59
PK	15.60176G	55.46	74.00	-18.54	20.05	3	Horizontal	225	2.12	35.41	38.69	15.73	34.37

5.15-5.25GHz_802.11ax HEW20-BF_Nss1,(MCS0)_2TX

5240MHz_TX

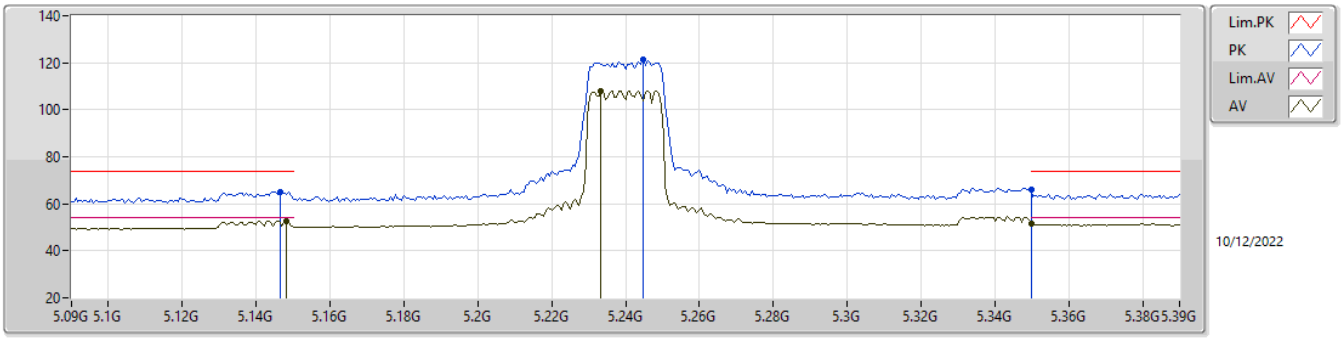

Type	Freq	Level	Limit	Margin	Factor	Dist	Condition	Azimuth	Height	Raw	AF	CL	PA
	(Hz)	(dBuV/m)	(dBuV/m)	(dB)	(dB)	(m)		(°)	(m)	(dBuV)	(dB)	(dB)	(dB)
AV	5.1482G	52.46	54.00	-1.54	8.79	3	Vertical	190	2.10	43.67	33.10	9.83	34.14
AV	5.2334G	107.95	Inf	-Inf	8.76	3	Vertical	190	2.10	99.19	33.03	9.88	34.15
AV	5.35G	51.38	54.00	-2.62	8.71	3	Vertical	190	2.10	42.67	32.90	9.97	34.16
PK	5.1464G	65.14	74.00	-8.86	8.79	3	Vertical	190	2.10	56.35	33.10	9.83	34.14
PK	5.2448G	121.58	Inf	-Inf	8.75	3	Vertical	190	2.10	112.83	33.01	9.89	34.15
PK	5.35G	66.24	74.00	-7.76	8.71	3	Vertical	190	2.10	57.53	32.90	9.97	34.16

5.15-5.25GHz_802.11ax HEW20-BF_Nss1,(MCS0)_2TX

5240MHz_TX

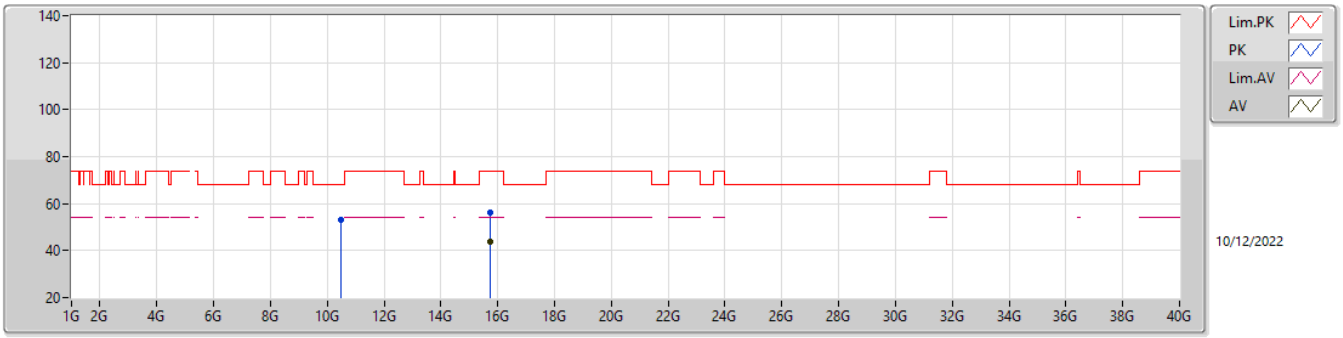

Type	Freq	Level	Limit	Margin	Factor	Dist	Condition	Azimuth	Height	Raw	AF	CL	PA
	(Hz)	(dBuV/m)	(dBuV/m)	(dB)	(dB)	(m)		(°)	(m)	(dBuV)	(dB)	(dB)	(dB)
AV	15.724G	43.88	54.00	-10.12	19.76	3	Vertical	342	2.87	24.12	38.40	15.82	34.46
PK	10.48048G	53.01	68.20	-15.19	17.09	3	Vertical	231	2.07	35.92	38.90	12.72	34.53
PK	15.71584G	56.08	74.00	-17.92	19.75	3	Vertical	342	2.87	36.33	38.40	15.81	34.46

5.15-5.25GHz_802.11ax HEW20-BF_Nss1,(MCS0)_2TX

5240MHz_TX

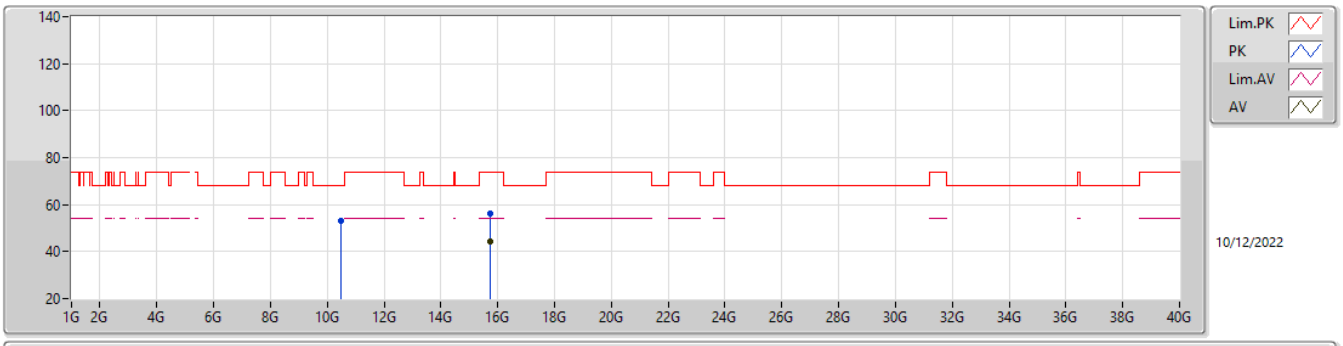

Type	Freq	Level	Limit	Margin	Factor	Dist	Condition	Azimuth	Height	Raw	AF	CL	PA
	(Hz)	(dBuV/m)	(dBuV/m)	(dB)	(dB)	(m)		(°)	(m)	(dBuV)	(dB)	(dB)	(dB)
AV	15.72136G	44.08	54.00	-9.92	19.75	3	Horizontal	237	1.71	24.33	38.40	15.81	34.46
PK	10.47016G	53.05	68.20	-15.15	17.07	3	Horizontal	68	2.53	35.98	38.90	12.71	34.54
PK	15.72564G	56.34	74.00	-17.66	19.75	3	Horizontal	237	1.71	36.59	38.40	15.82	34.47

5.25-5.35GHz_802.11ax HEW20-BF_Nss1,(MCS0)_2TX

5260MHz_TX

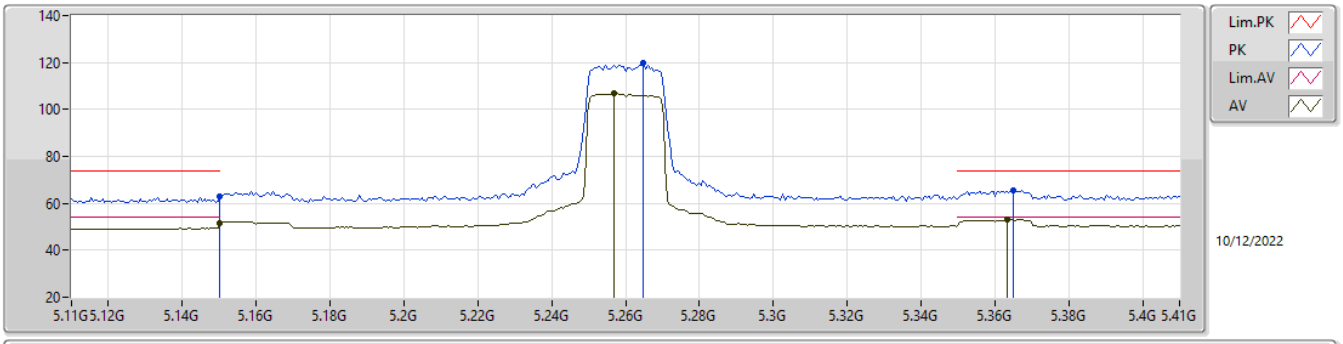

Type	Freq	Level	Limit	Margin	Factor	Dist	Condition	Azimuth	Height	Raw	AF	CL	PA
	(Hz)	(dBuV/m)	(dBuV/m)	(dB)	(dB)	(m)		(°)	(m)	(dBuV)	(dB)	(dB)	(dB)
AV	5.15G	51.49	54.00	-2.51	8.79	3	Vertical	194	2.15	42.70	33.10	9.83	34.14
AV	5.257G	106.73	Inf	-Inf	8.75	3	Vertical	194	2.15	97.98	33.00	9.90	34.15
AV	5.3632G	52.95	54.00	-1.05	8.71	3	Vertical	194	2.15	44.24	32.90	9.97	34.16
PK	5.15G	63.11	74.00	-10.89	8.79	3	Vertical	194	2.15	54.32	33.10	9.83	34.14
PK	5.2648G	119.62	Inf	-Inf	8.76	3	Vertical	194	2.15	110.86	33.00	9.91	34.15
PK	5.365G	65.46	74.00	-8.54	8.72	3	Vertical	194	2.15	56.74	32.90	9.98	34.16

5.25-5.35GHz_802.11ax HEW20-BF_Nss1,(MCS0)_2TX

5260MHz_TX

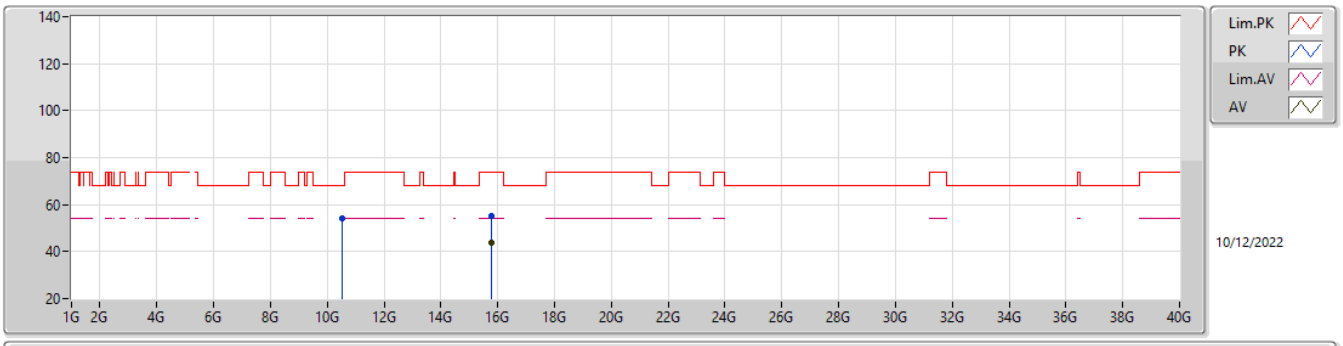

Type	Freq	Level	Limit	Margin	Factor	Dist	Condition	Azimuth	Height	Raw	AF	CL	PA
	(Hz)	(dBuV/m)	(dBuV/m)	(dB)	(dB)	(m)		(°)	(m)	(dBuV)	(dB)	(dB)	(dB)
AV	15.77204G	43.78	54.00	-10.22	19.75	3	Vertical	161	1.96	24.03	38.40	15.85	34.50
PK	10.52512G	54.06	68.20	-14.14	17.14	3	Vertical	27	1.32	36.92	38.90	12.73	34.49
PK	15.7842G	55.42	74.00	-18.58	19.75	3	Vertical	161	1.96	35.67	38.40	15.86	34.51

5.25-5.35GHz_802.11ax HEW20-BF_Nss1,(MCS0)_2TX

5260MHz_TX

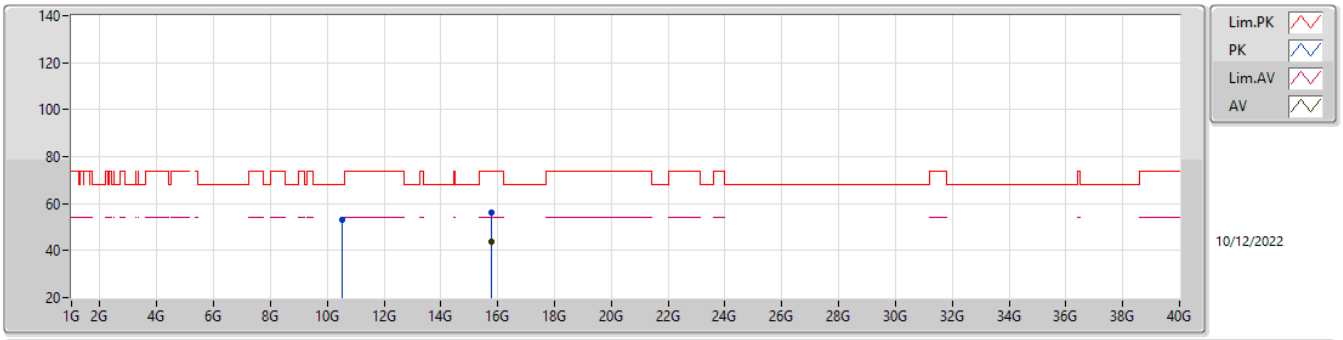

Type	Freq	Level	Limit	Margin	Factor	Dist	Condition	Azimuth	Height	Raw	AF	CL	PA
	(Hz)	(dBuV/m)	(dBuV/m)	(dB)	(dB)	(m)		(°)	(m)	(dBuV)	(dB)	(dB)	(dB)
AV	15.7708G	43.82	54.00	-10.18	19.75	3	Horizontal	290	2.09	24.07	38.40	15.85	34.50
PK	10.5206G	52.91	68.20	-15.29	17.13	3	Horizontal	240	2.41	35.78	38.90	12.73	34.50
PK	15.77188G	56.14	74.00	-17.86	19.75	3	Horizontal	290	2.09	36.39	38.40	15.85	34.50

5.25-5.35GHz_802.11ax HEW20-BF_Nss1,(MCS0)_2TX

5300MHz_TX

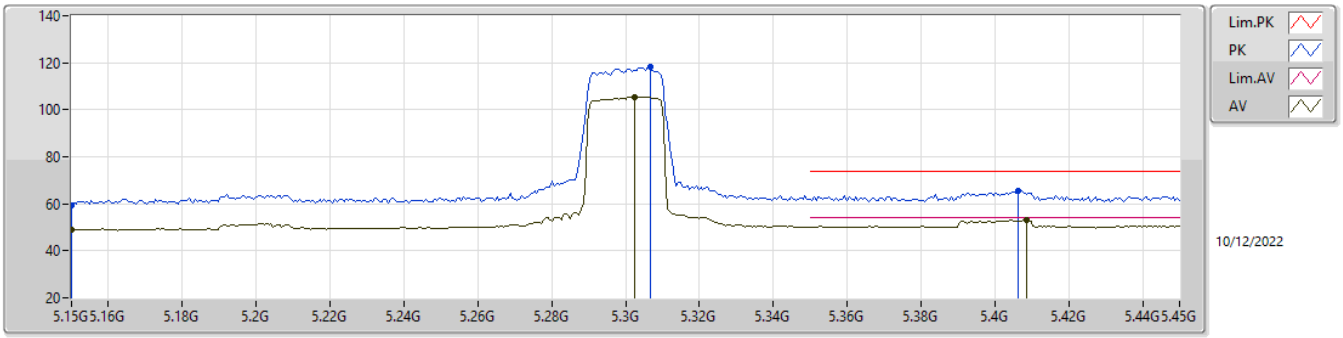

Type	Freq	Level	Limit	Margin	Factor	Dist	Condition	Azimuth	Height	Raw	AF	CL	PA
	(Hz)	(dBuV/m)	(dBuV/m)	(dB)	(dB)	(m)		(°)	(m)	(dBuV)	(dB)	(dB)	(dB)
AV	5.15G	48.97	54.00	-5.03	8.79	3	Vertical	191	2.08	40.18	33.10	9.83	34.14
AV	5.3024G	105.55	Inf	-Inf	8.77	3	Vertical	191	2.08	96.78	33.00	9.93	34.16
AV	5.4086G	52.99	54.00	-1.01	8.73	3	Vertical	191	2.08	44.26	32.90	10.00	34.17
PK	5.15G	59.53	74.00	-14.47	8.79	3	Vertical	191	2.08	50.74	33.10	9.83	34.14
PK	5.3066G	118.12	Inf	-Inf	8.76	3	Vertical	191	2.08	109.36	32.99	9.93	34.16
PK	5.4062G	65.31	74.00	-8.69	8.73	3	Vertical	191	2.08	56.58	32.90	10.00	34.17

5.25-5.35GHz_802.11ax HEW20-BF_Nss1,(MCS0)_2TX

5300MHz_TX

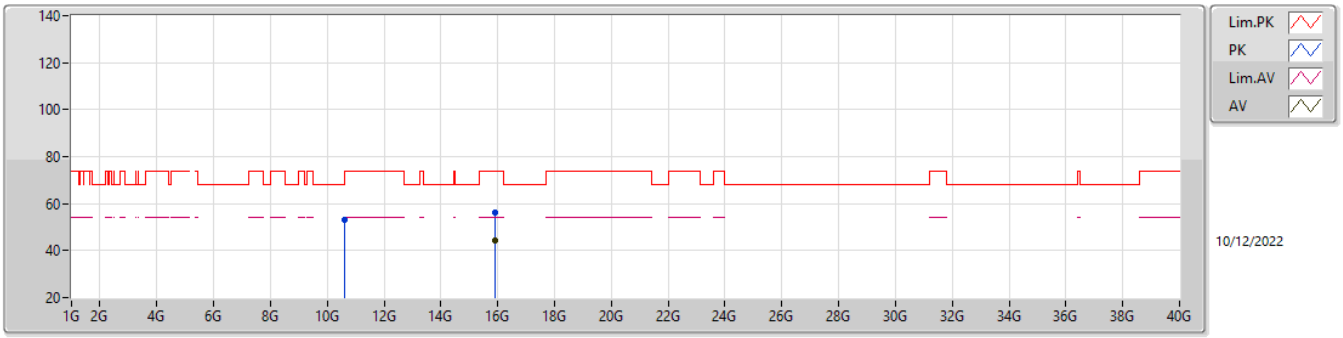

Type	Freq	Level	Limit	Margin	Factor	Dist	Condition	Azimuth	Height	Raw	AF	CL	PA
	(Hz)	(dBuV/m)	(dBuV/m)	(dB)	(dB)	(m)		(°)	(m)	(dBuV)	(dB)	(dB)	(dB)
AV	15.90432G	44.30	54.00	-9.70	19.53	3	Vertical	159	2.01	24.77	38.19	15.95	34.61
PK	10.60176G	53.32	74.00	-20.68	17.23	3	Vertical	96	1.82	36.09	38.91	12.76	34.44
PK	15.89684G	56.27	74.00	-17.73	19.55	3	Vertical	159	2.01	36.72	38.21	15.94	34.60

5.25-5.35GHz_802.11ax HEW20-BF_Nss1,(MCS0)_2TX

5300MHz_TX

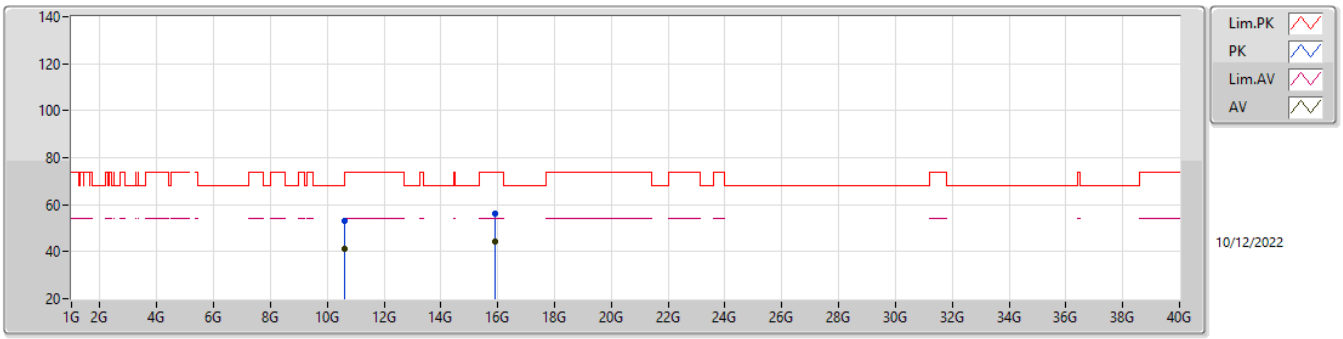

Type	Freq	Level	Limit	Margin	Factor	Dist	Condition	Azimuth	Height	Raw	AF	CL	PA
	(Hz)	(dBuV/m)	(dBuV/m)	(dB)	(dB)	(m)		(°)	(m)	(dBuV)	(dB)	(dB)	(dB)
AV	10.60104G	41.20	54.00	-12.80	17.22	3	Horizontal	212	2.09	23.98	38.90	12.76	34.44
AV	15.9018G	44.36	54.00	-9.64	19.55	3	Horizontal	325	2.63	24.81	38.20	15.95	34.60
PK	10.594G	52.90	68.20	-15.30	17.22	3	Horizontal	212	2.09	35.68	38.90	12.76	34.44
PK	15.89412G	56.36	74.00	-17.64	19.55	3	Horizontal	325	2.63	36.81	38.21	15.94	34.60

5.25-5.35GHz_802.11ax HEW20-BF_Nss1,(MCS0)_2TX

5320MHz_TX

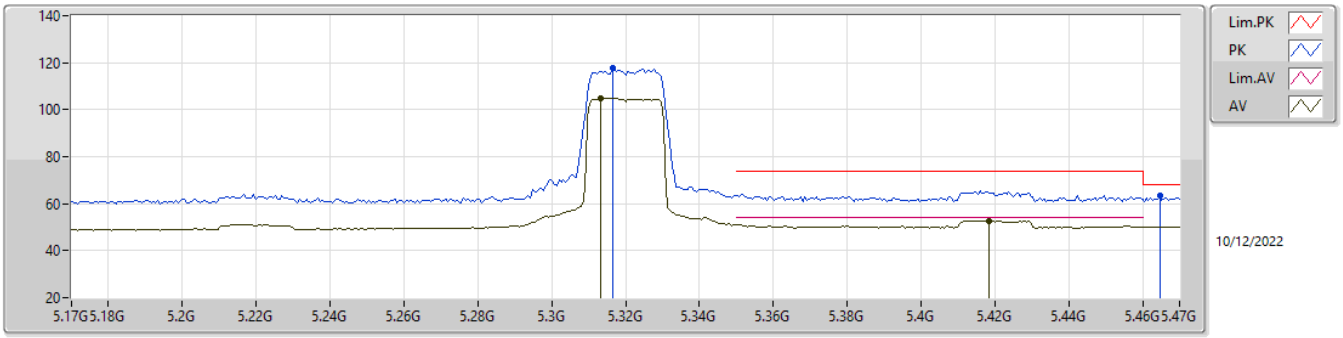

Type	Freq	Level	Limit	Margin	Factor	Dist	Condition	Azimuth	Height	Raw	AF	CL	PA
	(Hz)	(dBuV/m)	(dBuV/m)	(dB)	(dB)	(m)		(°)	(m)	(dBuV)	(dB)	(dB)	(dB)
AV	5.3134G	104.73	Inf	-Inf	8.75	3	Vertical	191	2.14	95.98	32.97	9.94	34.16
AV	5.4184G	52.80	54.00	-1.20	8.74	3	Vertical	191	2.14	44.06	32.90	10.01	34.17
PK	5.3164G	117.57	Inf	-Inf	8.75	3	Vertical	191	2.14	108.82	32.97	9.94	34.16
PK	5.4646G	63.31	68.20	-4.89	8.74	3	Vertical	191	2.14	54.57	32.90	10.02	34.18

5.25-5.35GHz_802.11ax HEW20-BF_Nss1,(MCS0)_2TX

5320MHz_TX

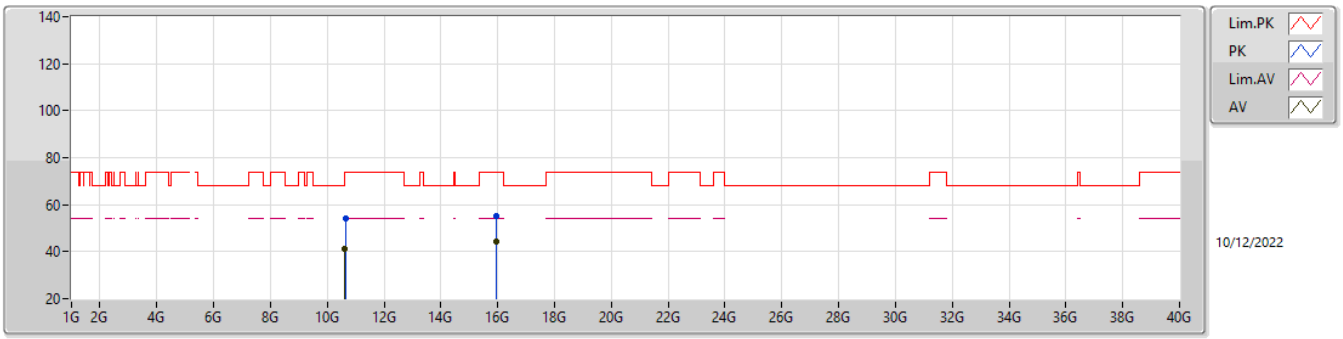

Type	Freq	Level	Limit	Margin	Factor	Dist	Condition	Azimuth	Height	Raw	AF	CL	PA
	(Hz)	(dBuV/m)	(dBuV/m)	(dB)	(dB)	(m)		(°)	(m)	(dBuV)	(dB)	(dB)	(dB)
AV	10.63172G	41.19	54.00	-12.81	17.36	3	Vertical	288	1.15	23.83	39.00	12.78	34.42
AV	15.95836G	44.30	54.00	-9.70	19.42	3	Vertical	133	2.94	24.88	38.08	15.99	34.65
PK	10.63972G	54.25	74.00	-19.75	17.39	3	Vertical	288	1.15	36.86	39.02	12.78	34.41
PK	15.95752G	55.21	74.00	-18.79	19.42	3	Vertical	133	2.94	35.79	38.08	15.99	34.65

5.25-5.35GHz_802.11ax HEW20-BF_Nss1,(MCS0)_2TX

5320MHz_TX

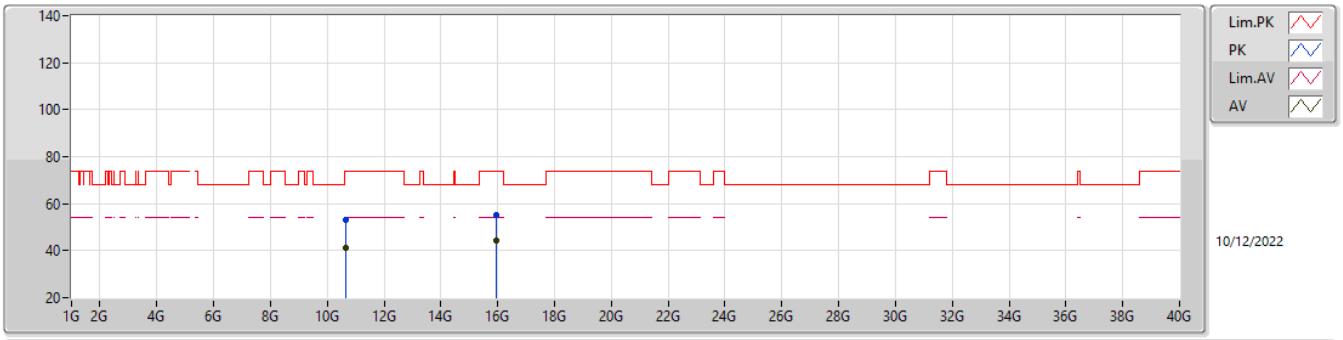

Type	Freq	Level	Limit	Margin	Factor	Dist	Condition	Azimuth	Height	Raw	AF	CL	PA
	(Hz)	(dBuV/m)	(dBuV/m)	(dB)	(dB)	(m)		(°)	(m)	(dBuV)	(dB)	(dB)	(dB)
AV	10.63812G	41.12	54.00	-12.88	17.38	3	Horizontal	337	2.10	23.74	39.01	12.78	34.41
AV	15.95752G	44.23	54.00	-9.77	19.42	3	Horizontal	309	1.94	24.81	38.08	15.99	34.65
PK	10.63388G	53.15	74.00	-20.85	17.36	3	Horizontal	337	2.10	35.79	39.00	12.78	34.42
PK	15.95608G	55.11	74.00	-18.89	19.43	3	Horizontal	309	1.94	35.68	38.09	15.99	34.65

5.47-5.725GHz_802.11ax HEW20-BF_Nss1,(MCS0)_2TX

5500MHz_TX

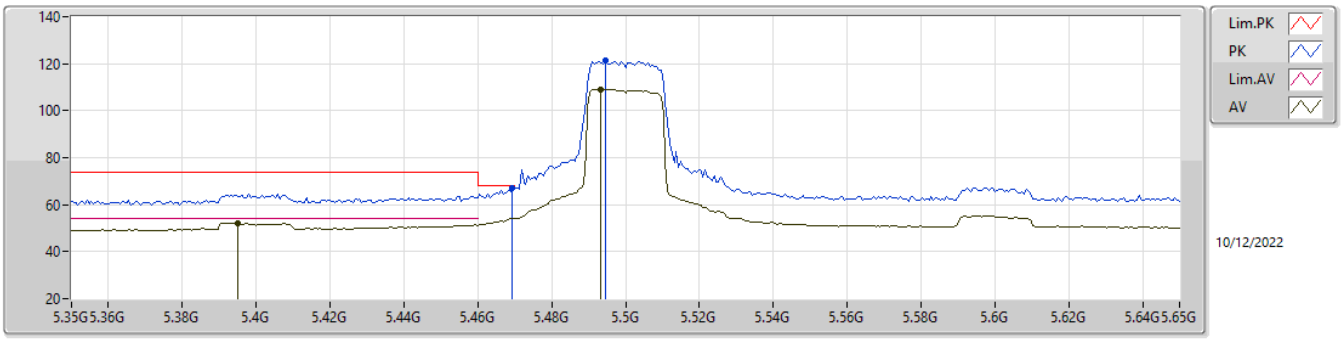

Type	Freq	Level	Limit	Margin	Factor	Dist	Condition	Azimuth	Height	Raw	AF	CL	PA
	(Hz)	(dBuV/m)	(dBuV/m)	(dB)	(dB)	(m)		(°)	(m)	(dBuV)	(dB)	(dB)	(dB)
AV	5.395G	52.11	54.00	-1.89	8.73	3	Vertical	190	1.42	43.38	32.90	10.00	34.17
AV	5.4934G	109.20	Inf	-Inf	8.75	3	Vertical	190	1.42	100.45	32.90	10.03	34.18
PK	5.4694G	66.88	68.20	-1.32	8.74	3	Vertical	190	1.42	58.14	32.90	10.02	34.18
PK	5.4946G	121.21	Inf	-Inf	8.75	3	Vertical	190	1.42	112.46	32.90	10.03	34.18

5.47-5.725GHz_802.11ax HEW20-BF_Nss1,(MCS0)_2TX

5500MHz_TX

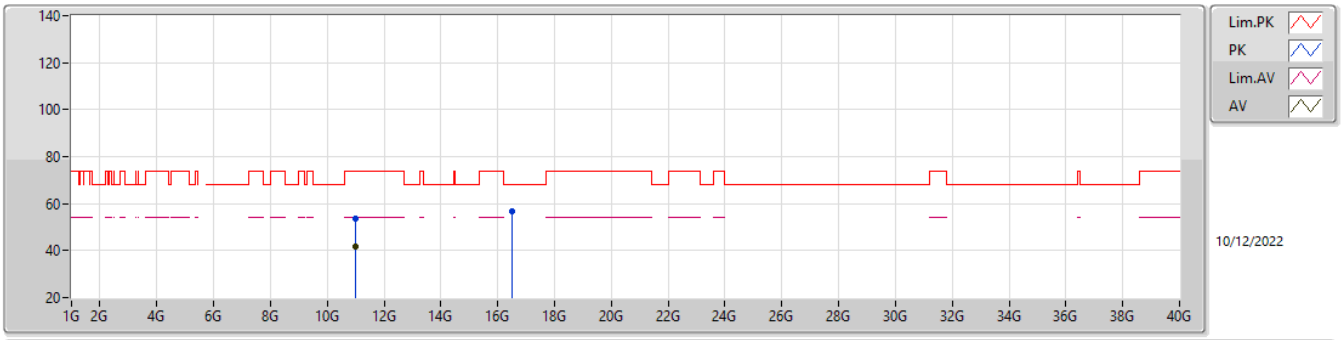

Type	Freq	Level	Limit	Margin	Factor	Dist	Condition	Azimuth	Height	Raw	AF	CL	PA
	(Hz)	(dBuV/m)	(dBuV/m)	(dB)	(dB)	(m)		(°)	(m)	(dBuV)	(dB)	(dB)	(dB)
AV	11.00316G	41.63	54.00	-12.37	17.76	3	Vertical	136	2.60	23.87	39.00	12.92	34.16
PK	10.99436G	53.83	74.00	-20.17	17.77	3	Vertical	136	2.60	36.06	39.01	12.92	34.16
PK	16.5042G	56.87	68.20	-11.33	20.30	3	Vertical	282	1.91	36.57	38.39	16.10	34.19

5.47-5.725GHz_802.11ax HEW20-BF_Nss1,(MCS0)_2TX

5500MHz_TX

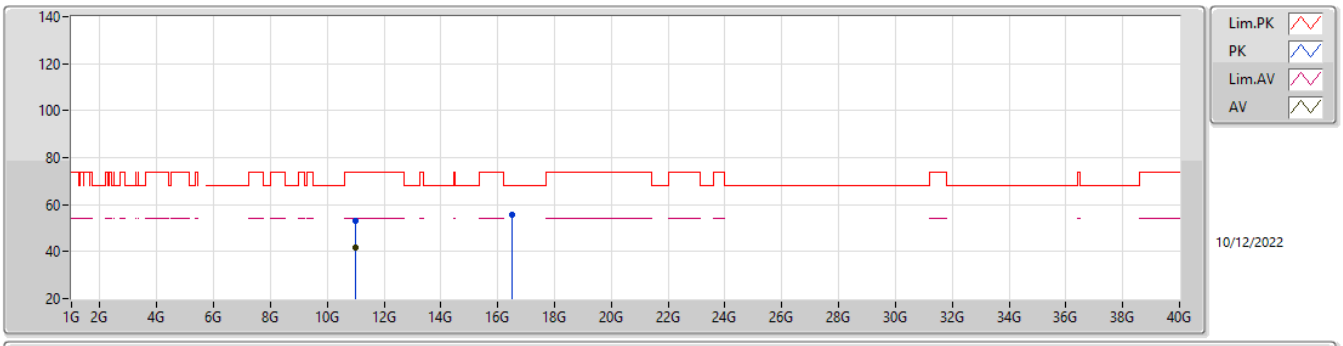

Type	Freq	Level	Limit	Margin	Factor	Dist	Condition	Azimuth	Height	Raw	AF	CL	PA
	(Hz)	(dBuV/m)	(dBuV/m)	(dB)	(dB)	(m)		(°)	(m)	(dBuV)	(dB)	(dB)	(dB)
AV	10.99704G	41.77	54.00	-12.23	17.76	3	Horizontal	348	1.39	24.01	39.00	12.92	34.16
PK	10.99312G	53.13	74.00	-20.87	17.77	3	Horizontal	348	1.39	35.36	39.01	12.92	34.16
PK	16.50312G	55.79	68.20	-12.41	20.30	3	Horizontal	147	1.92	35.49	38.39	16.10	34.19

5.47-5.725GHz_802.11ax HEW20-BF_Nss1,(MCS0)_2TX

5580MHz_TX

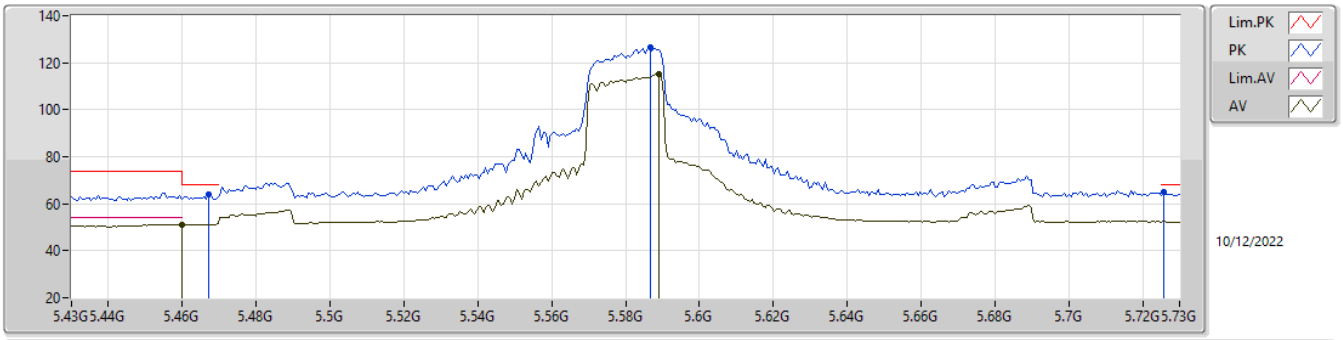

Type	Freq	Level	Limit	Margin	Factor	Dist	Condition	Azimuth	Height	Raw	AF	CL	PA
	(Hz)	(dBuV/m)	(dBuV/m)	(dB)	(dB)	(m)		(°)	(m)	(dBuV)	(dB)	(dB)	(dB)
AV	5.46G	51.17	54.00	-2.83	8.74	3	Vertical	192	2.08	42.43	32.90	10.02	34.18
AV	5.589G	115.11	Inf	-Inf	8.86	3	Vertical	192	2.08	106.25	32.98	10.07	34.19
PK	5.4672G	63.99	68.20	-4.21	8.74	3	Vertical	192	2.08	55.25	32.90	10.02	34.18
PK	5.5866G	126.60	Inf	-Inf	8.85	3	Vertical	192	2.08	117.75	32.97	10.07	34.19
PK	5.7258G	64.92	68.20	-3.28	9.64	3	Vertical	192	2.08	55.28	33.70	10.14	34.20

5.47-5.725GHz_802.11ax HEW20-BF_Nss1,(MCS0)_2TX

5580MHz_TX

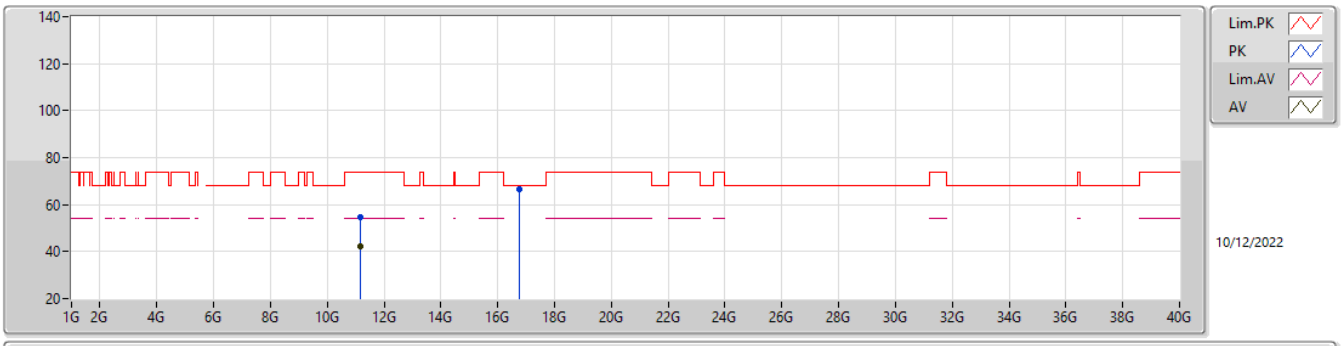

Type	Freq	Level	Limit	Margin	Factor	Dist	Condition	Azimuth	Height	Raw	AF	CL	PA
	(Hz)	(dBuV/m)	(dBuV/m)	(dB)	(dB)	(m)		(°)	(m)	(dBuV)	(dB)	(dB)	(dB)
AV	11.16632G	42.04	54.00	-11.96	17.82	3	Vertical	54	1.50	24.22	38.97	12.98	34.13
PK	11.16684G	54.81	74.00	-19.19	17.83	3	Vertical	54	1.50	36.98	38.97	12.99	34.13
PK	16.74703G	66.71	68.20	-1.49	20.73	3	Vertical	60	2.72	45.98	38.30	16.14	33.71

5.47-5.725GHz_802.11ax HEW20-BF_Nss1,(MCS0)_2TX

5580MHz_TX

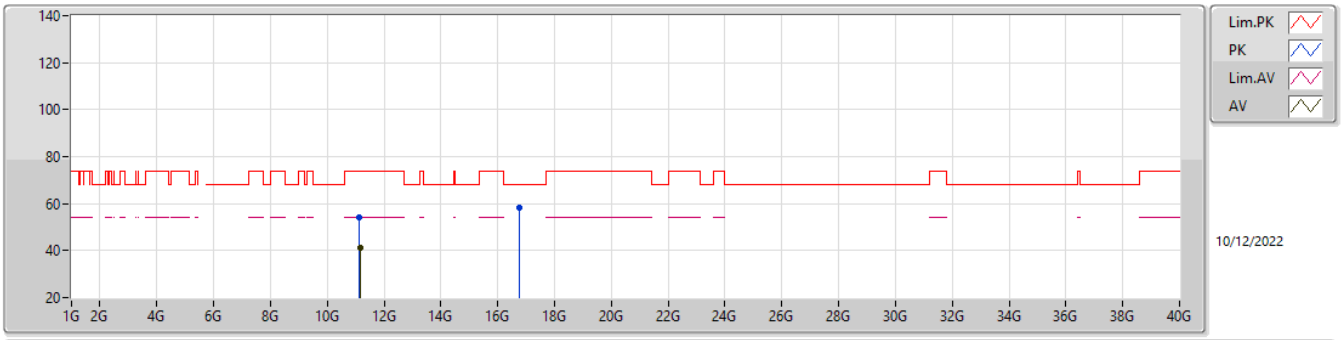

Type	Freq	Level	Limit	Margin	Factor	Dist	Condition	Azimuth	Height	Raw	AF	CL	PA
	(Hz)	(dBuV/m)	(dBuV/m)	(dB)	(dB)	(m)		(°)	(m)	(dBuV)	(dB)	(dB)	(dB)
AV	11.16224G	41.20	54.00	-12.80	17.81	3	Horizontal	47	2.79	23.39	38.96	12.98	34.13
PK	11.14096G	54.23	74.00	-19.77	17.78	3	Horizontal	47	2.79	36.45	38.94	12.97	34.13
PK	16.74367G	58.05	68.20	-10.15	20.72	3	Horizontal	57	2.24	37.33	38.30	16.14	33.72

5.47-5.725GHz_802.11ax HEW20-BF_Nss1,(MCS0)_2TX

5700MHz_TX

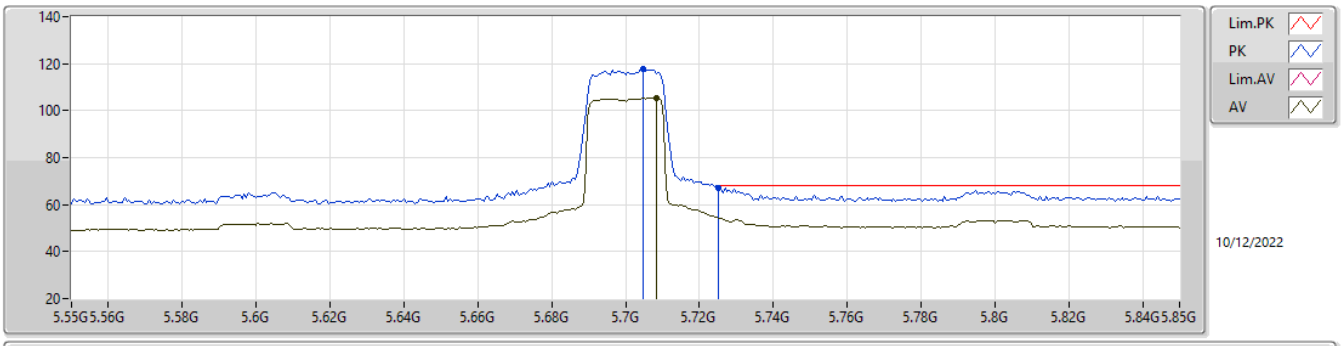

Type	Freq	Level	Limit	Margin	Factor	Dist	Condition	Azimuth	Height	Raw	AF	CL	PA
	(Hz)	(dBuV/m)	(dBuV/m)	(dB)	(dB)	(m)		(°)	(m)	(dBuV)	(dB)	(dB)	(dB)
AV	5.7084G	105.58	Inf	-Inf	9.56	3	Vertical	190	2.13	96.02	33.63	10.13	34.20
PK	5.7048G	117.98	Inf	-Inf	9.55	3	Vertical	190	2.13	108.43	33.62	10.13	34.20
PK	5.7252G	67.13	68.20	-1.07	9.64	3	Vertical	190	2.13	57.49	33.70	10.14	34.20

5.47-5.725GHz_802.11ax HEW20-BF_Nss1,(MCS0)_2TX

5700MHz_TX

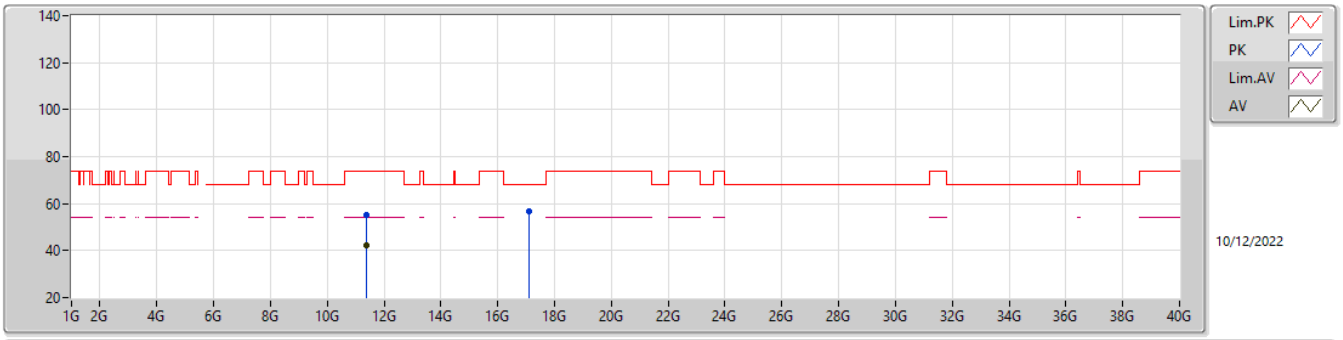

Type	Freq	Level	Limit	Margin	Factor	Dist	Condition	Azimuth	Height	Raw	AF	CL	PA
	(Hz)	(dBuV/m)	(dBuV/m)	(dB)	(dB)	(m)		(°)	(m)	(dBuV)	(dB)	(dB)	(dB)
AV	11.38734G	42.37	54.00	-11.63	18.18	3	Vertical	116	1.50	24.19	39.19	13.07	34.08
PK	11.38884G	55.01	74.00	-18.99	18.18	3	Vertical	116	1.50	36.83	39.19	13.07	34.08
PK	17.11026G	56.85	68.20	-11.35	21.15	3	Vertical	273	2.08	35.70	38.20	16.20	33.25

5.47-5.725GHz_802.11ax HEW20-BF_Nss1,(MCS0)_2TX

5700MHz_TX

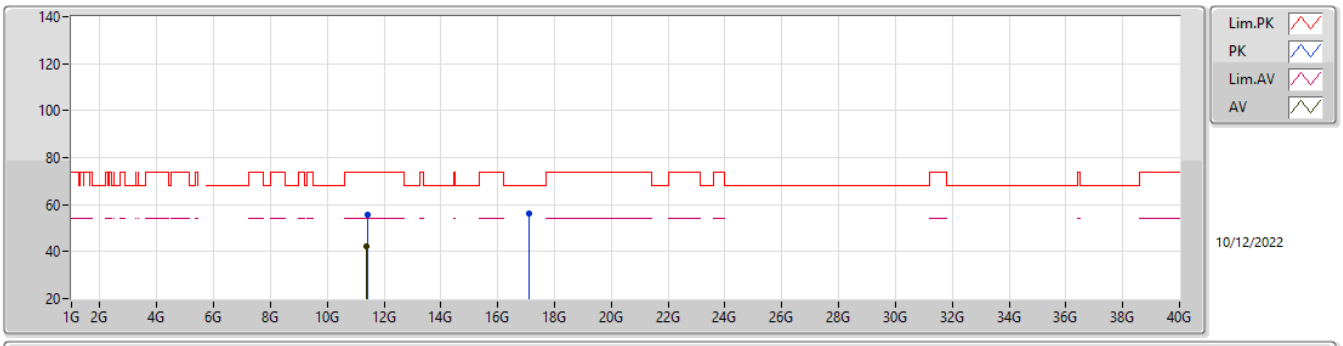

Type	Freq	Level	Limit	Margin	Factor	Dist	Condition	Azimuth	Height	Raw	AF	CL	PA
	(Hz)	(dBuV/m)	(dBuV/m)	(dB)	(dB)	(m)		(°)	(m)	(dBuV)	(dB)	(dB)	(dB)
AV	11.3895G	42.32	54.00	-11.68	18.18	3	Horizontal	87	2.86	24.14	39.19	13.07	34.08
PK	11.40264G	55.55	74.00	-18.45	18.20	3	Horizontal	87	2.86	37.35	39.20	13.08	34.08
PK	17.09274G	56.34	68.20	-11.86	21.14	3	Horizontal	89	1.95	35.20	38.19	16.19	33.24

5.47-5.725GHz_802.11ax HEW20-BF_Nss1,(MCS0)_2TX

5720MHz Straddle 5.47-5.725GHz_TX

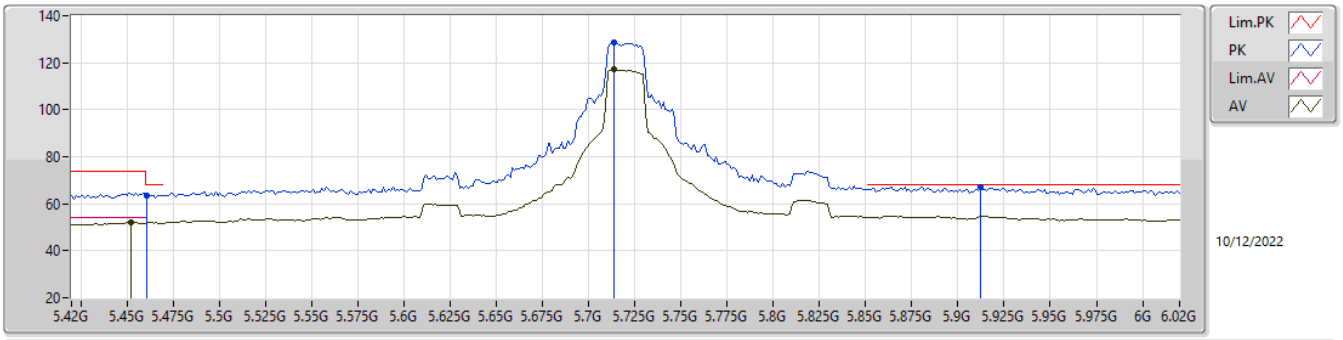

Type	Freq	Level	Limit	Margin	Factor	Dist	Condition	Azimuth	Height	Raw	AF	CL	PA
	(Hz)	(dBuV/m)	(dBuV/m)	(dB)	(dB)	(m)		(°)	(m)	(dBuV)	(dB)	(dB)	(dB)
AV	5.4524G	51.96	54.00	-2.04	8.75	3	Vertical	190	2.12	43.21	32.90	10.02	34.17
AV	5.714G	117.02	Inf	-Inf	9.59	3	Vertical	190	2.12	107.43	33.66	10.13	34.20
PK	5.4608G	63.47	68.20	-4.73	8.74	3	Vertical	190	2.12	54.73	32.90	10.02	34.18
PK	5.714G	128.46	Inf	-Inf	9.59	3	Vertical	190	2.12	118.87	33.66	10.13	34.20
PK	5.912G	67.15	68.20	-1.05	10.33	3	Vertical	190	2.12	56.82	34.28	10.26	34.21

5.47-5.725GHz_802.11ax HEW20-BF_Nss1,(MCS0)_2TX

5720MHz Straddle 5.47-5.725GHz_TX

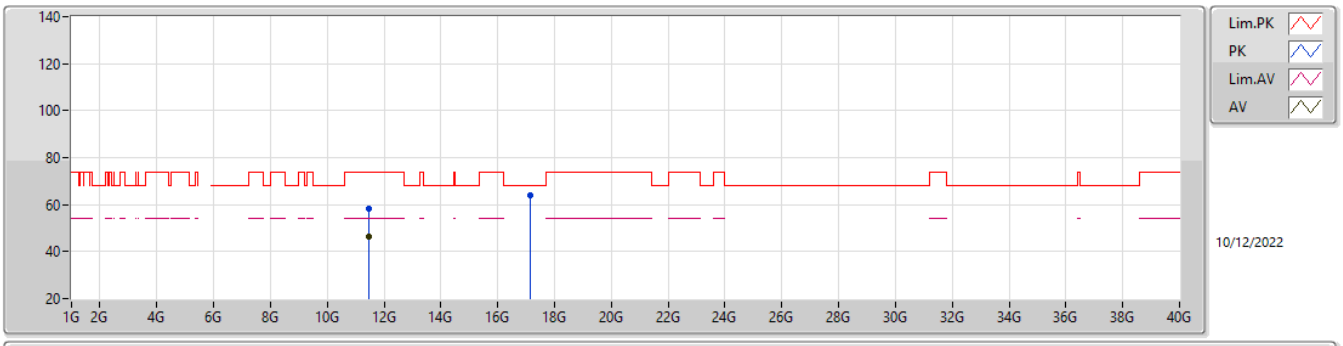

Type	Freq	Level	Limit	Margin	Factor	Dist	Condition	Azimuth	Height	Raw	AF	CL	PA
	(Hz)	(dBuV/m)	(dBuV/m)	(dB)	(dB)	(m)		(°)	(m)	(dBuV)	(dB)	(dB)	(dB)
AV	11.45368G	46.61	54.00	-7.39	18.18	3	Vertical	52	2.93	28.43	39.15	13.10	34.07
PK	11.45314G	58.45	74.00	-15.55	18.18	3	Vertical	52	2.93	40.27	39.15	13.10	34.07
PK	17.16024G	64.22	68.20	-3.98	21.15	3	Vertical	65	2.25	43.07	38.20	16.21	33.26

5.47-5.725GHz_802.11ax HEW20-BF_Nss1,(MCS0)_2TX

5720MHz Straddle 5.47-5.725GHz_TX

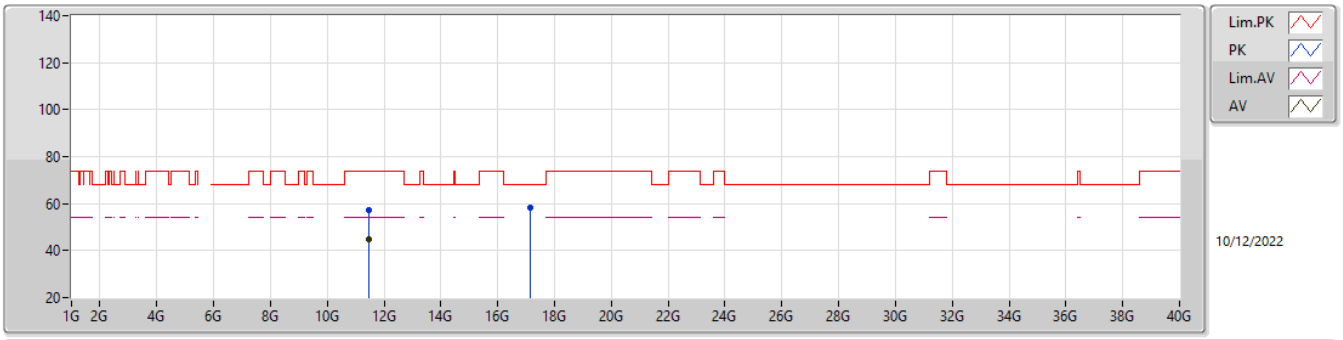

Type	Freq	Level	Limit	Margin	Factor	Dist	Condition	Azimuth	Height	Raw	AF	CL	PA
	(Hz)	(dBuV/m)	(dBuV/m)	(dB)	(dB)	(m)		(°)	(m)	(dBuV)	(dB)	(dB)	(dB)
AV	11.45212G	44.64	54.00	-9.36	18.18	3	Horizontal	34	1.48	26.46	39.15	13.10	34.07
PK	11.45158G	57.18	74.00	-16.82	18.18	3	Horizontal	34	1.48	39.00	39.15	13.10	34.07
PK	17.1552G	58.07	68.20	-10.13	21.14	3	Horizontal	47	2.68	36.93	38.20	16.20	33.26

5.725-5.85GHz_802.11ax HEW20-BF_Nss1,(MCS0)_2TX

5745MHz_TX

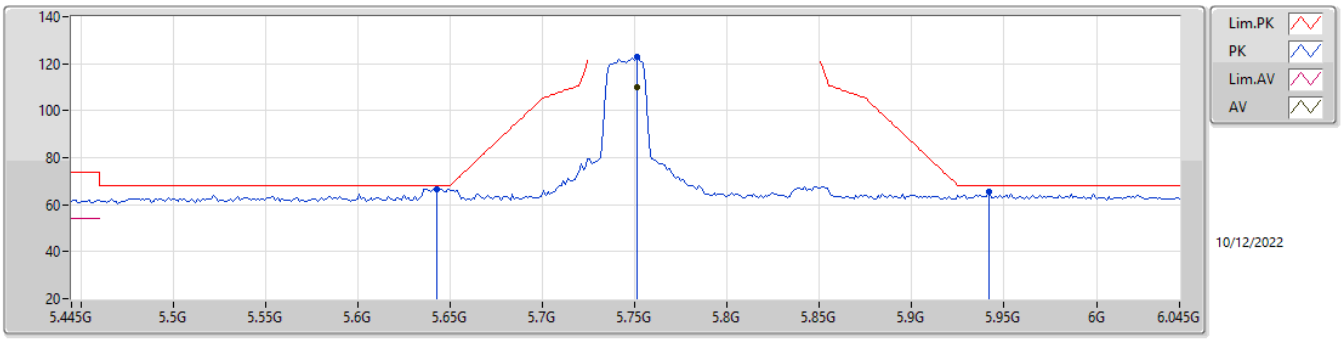

Type	Freq	Level	Limit	Margin	Factor	Dist	Condition	Azimuth	Height	Raw	AF	CL	PA
	(Hz)	(dBuV/m)	(dBuV/m)	(dB)	(dB)	(m)		(°)	(m)	(dBuV)	(dB)	(dB)	(dB)
AV	5.751G	110.15	Inf	-Inf	9.76	3	Vertical	196	2.10	100.39	33.81	10.15	34.20
PK	5.643G	66.53	68.20	-1.67	8.90	3	Vertical	196	2.10	57.63	33.00	10.09	34.19
PK	5.751G	122.92	Inf	-Inf	9.76	3	Vertical	196	2.10	113.16	33.81	10.15	34.20
PK	5.9418G	65.32	68.20	-2.88	10.29	3	Vertical	196	2.10	55.03	34.22	10.29	34.22

5.725-5.85GHz_802.11ax HEW20-BF_Nss1,(MCS0)_2TX

5745MHz_TX

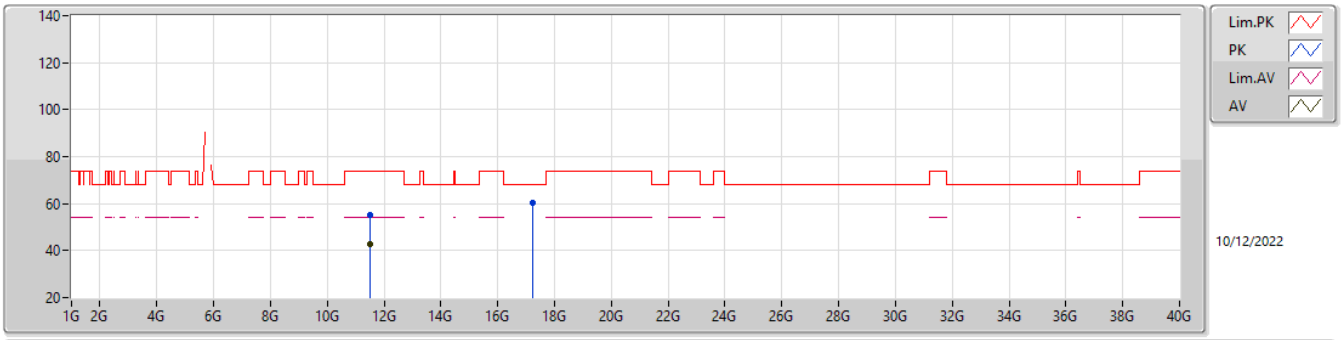

Type	Freq	Level	Limit	Margin	Factor	Dist	Condition	Azimuth	Height	Raw	AF	CL	PA
	(Hz)	(dBuV/m)	(dBuV/m)	(dB)	(dB)	(m)		(°)	(m)	(dBuV)	(dB)	(dB)	(dB)
AV	11.49318G	42.71	54.00	-11.29	18.16	3	Vertical	59	2.08	24.55	39.11	13.11	34.06
PK	11.4978G	55.18	74.00	-18.82	18.15	3	Vertical	59	2.08	37.03	39.10	13.11	34.06
PK	17.23656G	60.15	68.20	-8.05	21.17	3	Vertical	64	1.76	38.98	38.24	16.22	33.29

5.725-5.85GHz_802.11ax HEW20-BF_Nss1,(MCS0)_2TX

5745MHz_TX

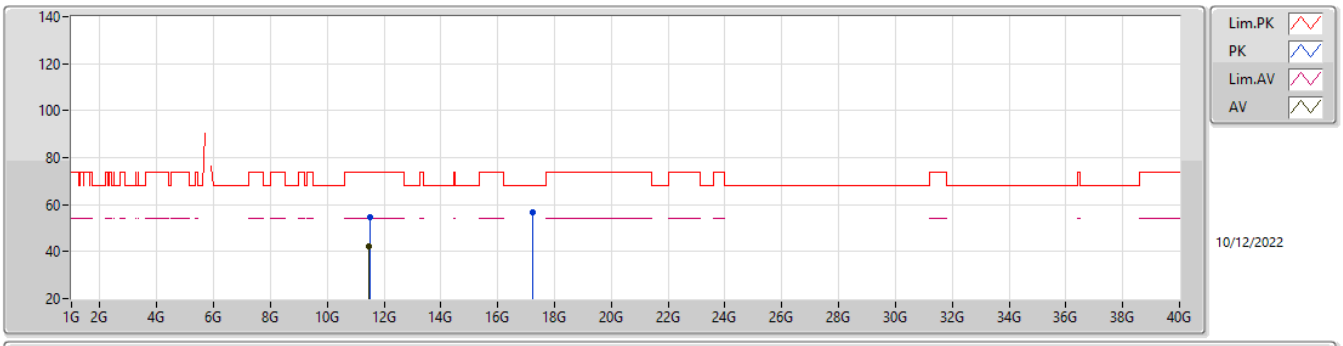

Type	Freq	Level	Limit	Margin	Factor	Dist	Condition	Azimuth	Height	Raw	AF	CL	PA
	(Hz)	(dBuV/m)	(dBuV/m)	(dB)	(dB)	(m)		(°)	(m)	(dBuV)	(dB)	(dB)	(dB)
AV	11.48556G	42.42	54.00	-11.58	18.16	3	Horizontal	40	1.50	24.26	39.11	13.11	34.06
PK	11.49738G	54.44	74.00	-19.56	18.15	3	Horizontal	40	1.50	36.29	39.10	13.11	34.06
PK	17.24574G	56.89	68.20	-11.31	21.18	3	Horizontal	351	1.50	35.71	38.25	16.22	33.29

5.725-5.85GHz_802.11ax HEW20-BF_Nss1,(MCS0)_2TX

5785MHz_TX

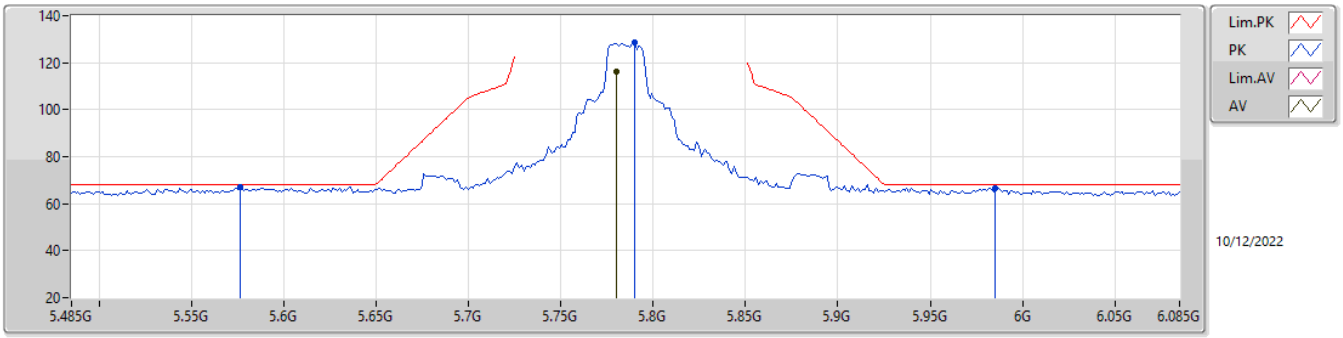

Type	Freq	Level	Limit	Margin	Factor	Dist	Condition	Azimuth	Height	Raw	AF	CL	PA
	(Hz)	(dBuV/m)	(dBuV/m)	(dB)	(dB)	(m)		(°)	(m)	(dBuV)	(dB)	(dB)	(dB)
AV	5.7802G	116.25	Inf	-Inf	9.95	3	Vertical	192	2.14	106.30	33.98	10.17	34.20
PK	5.5762G	66.83	68.20	-1.37	8.82	3	Vertical	192	2.14	58.01	32.95	10.06	34.19
PK	5.7898G	128.58	Inf	-Inf	10.01	3	Vertical	192	2.14	118.57	34.04	10.17	34.20
PK	5.9854G	66.62	68.20	-1.58	10.23	3	Vertical	192	2.14	56.39	34.13	10.32	34.22

5.725-5.85GHz_802.11ax HEW20-BF_Nss1,(MCS0)_2TX

5785MHz_TX

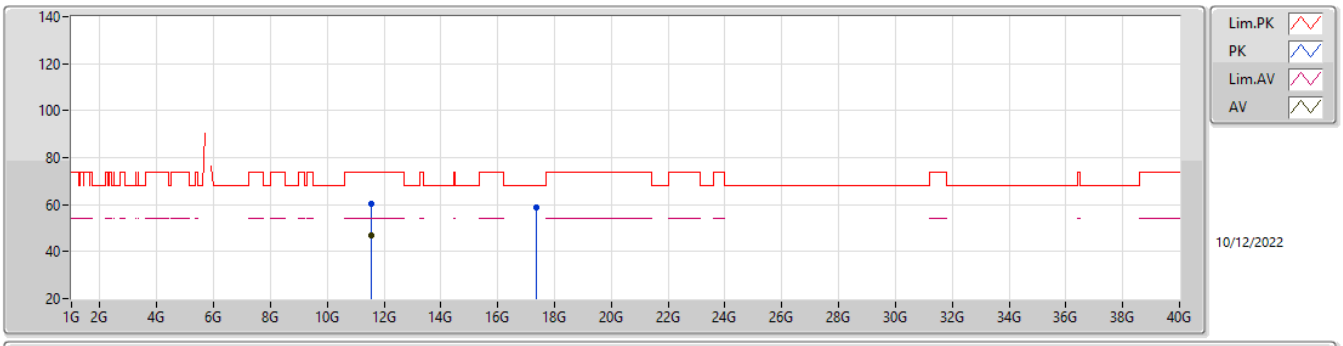

Type	Freq	Level	Limit	Margin	Factor	Dist	Condition	Azimuth	Height	Raw	AF	CL	PA
	(Hz)	(dBuV/m)	(dBuV/m)	(dB)	(dB)	(m)		(°)	(m)	(dBuV)	(dB)	(dB)	(dB)
AV	11.57048G	47.12	54.00	-6.88	17.86	3	Vertical	92	3.00	29.26	38.82	13.14	34.10
PK	11.56676G	60.24	74.00	-13.76	17.87	3	Vertical	92	3.00	42.37	38.83	13.14	34.10
PK	17.3688G	58.57	68.20	-9.63	21.42	3	Vertical	62	2.66	37.15	38.51	16.24	33.33

5.725-5.85GHz_802.11ax HEW20-BF_Nss1,(MCS0)_2TX

5785MHz_TX

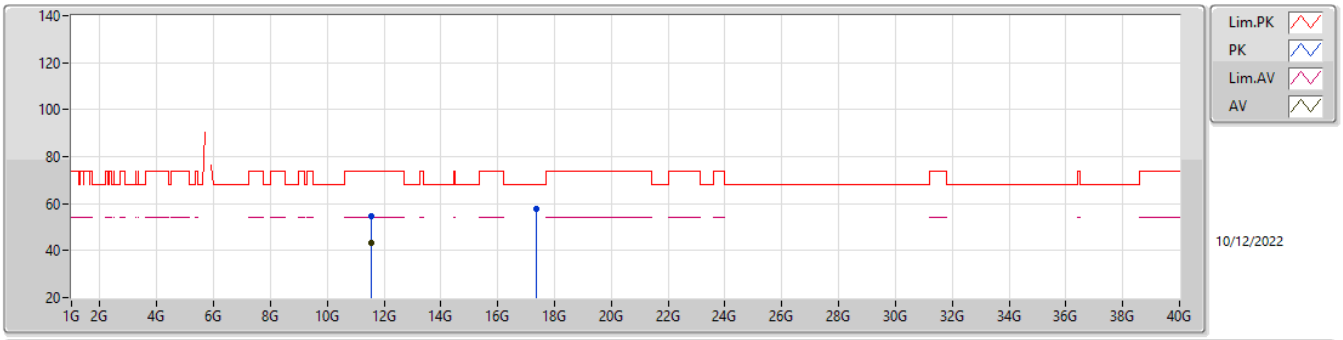

Type	Freq	Level	Limit	Margin	Factor	Dist	Condition	Azimuth	Height	Raw	AF	CL	PA
	(Hz)	(dBuV/m)	(dBuV/m)	(dB)	(dB)	(m)		(°)	(m)	(dBuV)	(dB)	(dB)	(dB)
AV	11.55908G	43.43	54.00	-10.57	17.90	3	Horizontal	42	2.11	25.53	38.86	13.14	34.10
PK	11.55878G	54.82	74.00	-19.18	17.90	3	Horizontal	42	2.11	36.92	38.86	13.14	34.10
PK	17.36436G	57.61	68.20	-10.59	21.40	3	Horizontal	58	1.50	36.21	38.49	16.24	33.33

5.725-5.85GHz_802.11ax HEW20-BF_Nss1,(MCS0)_2TX

5825MHz_TX

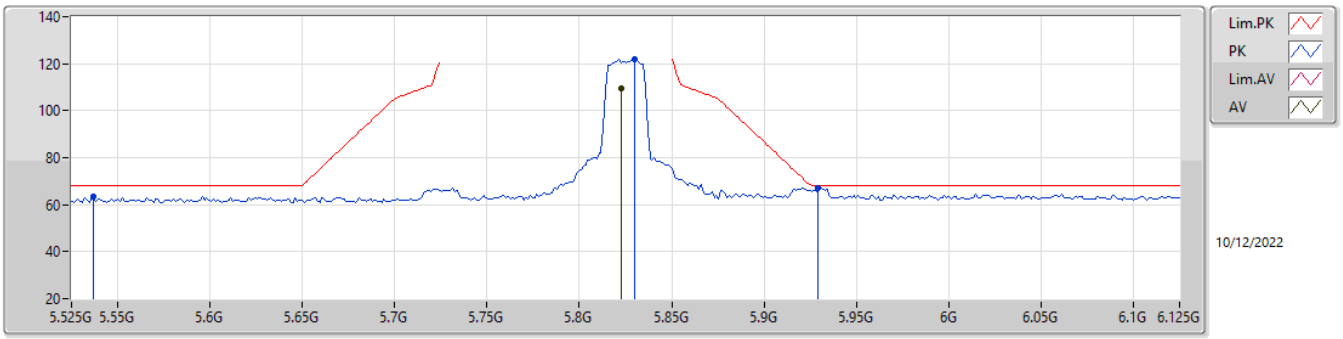

Type	Freq	Level	Limit	Margin	Factor	Dist	Condition	Azimuth	Height	Raw	AF	CL	PA
	(Hz)	(dBuV/m)	(dBuV/m)	(dB)	(dB)	(m)		(°)	(m)	(dBuV)	(dB)	(dB)	(dB)
AV	5.8226G	109.31	Inf	-Inf	10.09	3	Vertical	192	2.13	99.22	34.10	10.20	34.21
PK	5.537G	63.59	68.20	-4.61	8.77	3	Vertical	192	2.13	54.82	32.90	10.05	34.18
PK	5.8298G	122.13	Inf	-Inf	10.09	3	Vertical	192	2.13	112.04	34.10	10.20	34.21
PK	5.9294G	67.00	68.20	-1.20	10.31	3	Vertical	192	2.13	56.69	34.24	10.28	34.21

5.725-5.85GHz_802.11ax HEW20-BF_Nss1,(MCS0)_2TX

5825MHz_TX

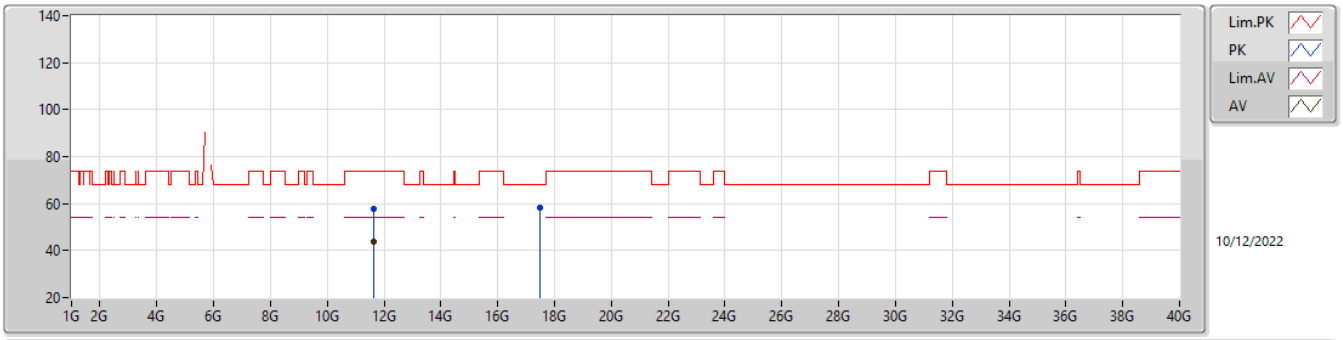

Type	Freq	Level	Limit	Margin	Factor	Dist	Condition	Azimuth	Height	Raw	AF	CL	PA
	(Hz)	(dBuV/m)	(dBuV/m)	(dB)	(dB)	(m)		(°)	(m)	(dBuV)	(dB)	(dB)	(dB)
AV	11.64244G	43.85	54.00	-10.15	17.72	3	Vertical	90	2.89	26.13	38.70	13.17	34.15
PK	11.6413G	57.78	74.00	-16.22	17.72	3	Vertical	90	2.89	40.06	38.70	13.17	34.15
PK	17.48802G	58.38	68.20	-9.82	21.58	3	Vertical	64	1.50	36.80	38.69	16.26	33.37

5.725-5.85GHz_802.11ax HEW20-BF_Nss1,(MCS0)_2TX

5825MHz_TX

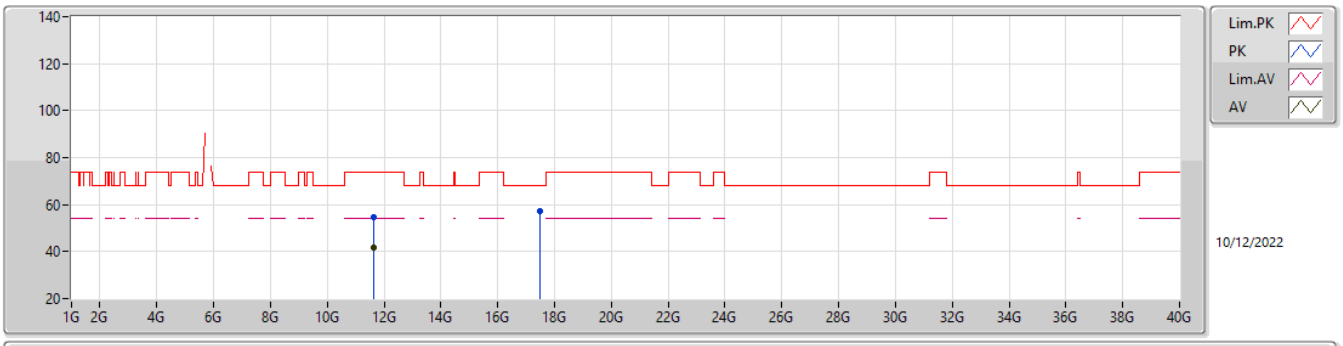

Type	Freq	Level	Limit	Margin	Factor	Dist	Condition	Azimuth	Height	Raw	AF	CL	PA
	(Hz)	(dBuV/m)	(dBuV/m)	(dB)	(dB)	(m)		(°)	(m)	(dBuV)	(dB)	(dB)	(dB)
AV	11.64316G	41.55	54.00	-12.45	17.72	3	Horizontal	229	1.50	23.83	38.70	13.17	34.15
PK	11.6536G	54.54	74.00	-19.46	17.71	3	Horizontal	229	1.50	36.83	38.70	13.17	34.16
PK	17.46888G	57.41	68.20	-10.79	21.57	3	Horizontal	241	1.50	35.84	38.67	16.26	33.36

5.15-5.25GHz_802.11ax HEW40-BF_Nss1,(MCS0)_2TX

5190MHz_TX

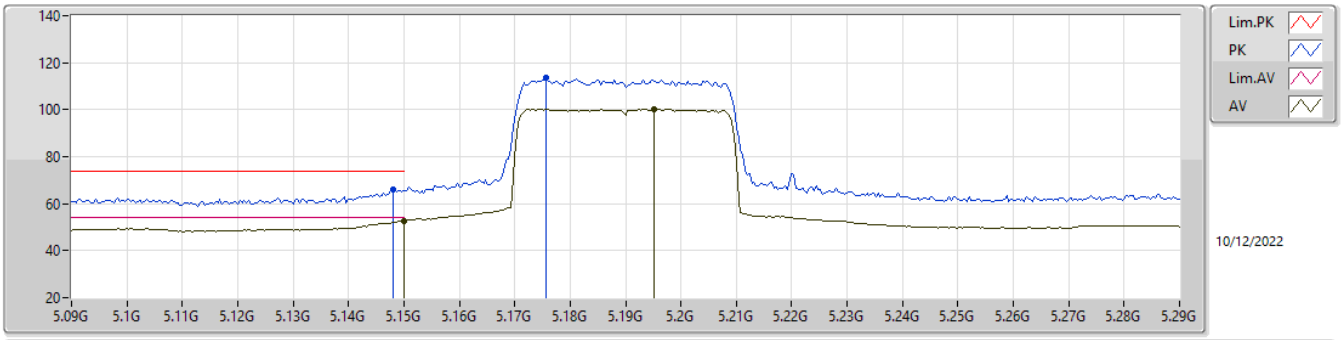

Type	Freq	Level	Limit	Margin	Factor	Dist	Condition	Azimuth	Height	Raw	AF	CL	PA
	(Hz)	(dBuV/m)	(dBuV/m)	(dB)	(dB)	(m)		(°)	(m)	(dBuV)	(dB)	(dB)	(dB)
AV	5.15G	52.73	54.00	-1.27	8.79	3	Vertical	186	1.98	43.94	33.10	9.83	34.14
AV	5.1952G	100.43	Inf	-Inf	8.82	3	Vertical	186	1.98	91.61	33.10	9.86	34.14
PK	5.148G	65.86	74.00	-8.14	8.79	3	Vertical	186	1.98	57.07	33.10	9.83	34.14
PK	5.1756G	113.41	Inf	-Inf	8.81	3	Vertical	186	1.98	104.60	33.10	9.85	34.14

5.15-5.25GHz_802.11ax HEW40-BF_Nss1,(MCS0)_2TX

5190MHz_TX

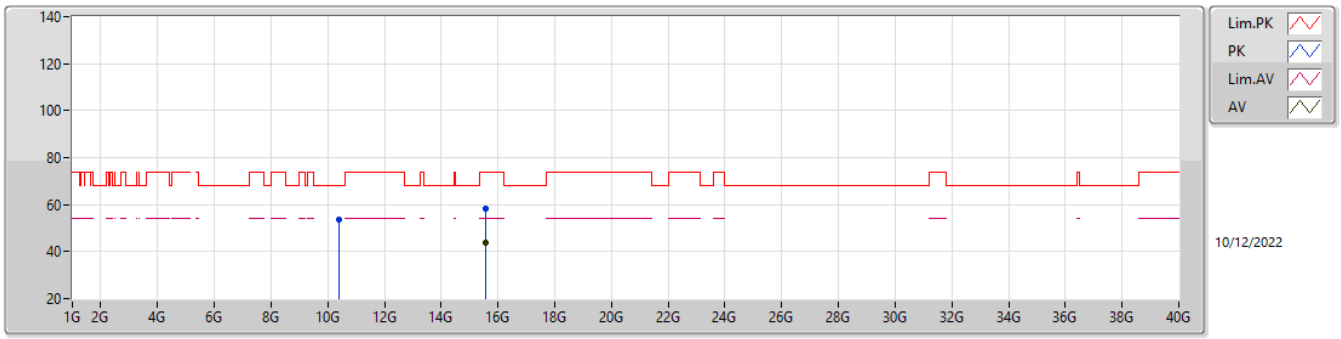

Type	Freq	Level	Limit	Margin	Factor	Dist	Condition	Azimuth	Height	Raw	AF	CL	PA
	(Hz)	(dBuV/m)	(dBuV/m)	(dB)	(dB)	(m)		(°)	(m)	(dBuV)	(dB)	(dB)	(dB)
AV	15.56112G	43.54	54.00	-10.46	20.14	3	Vertical	0	1.50	23.40	38.78	15.70	34.34
PK	10.39936G	53.85	68.20	-14.35	17.00	3	Vertical	272	1.50	36.85	38.90	12.69	34.59
PK	15.56632G	58.19	74.00	-15.81	20.13	3	Vertical	0	1.50	38.06	38.77	15.70	34.34

5.15-5.25GHz_802.11ax HEW40-BF_Nss1,(MCS0)_2TX

5190MHz_TX

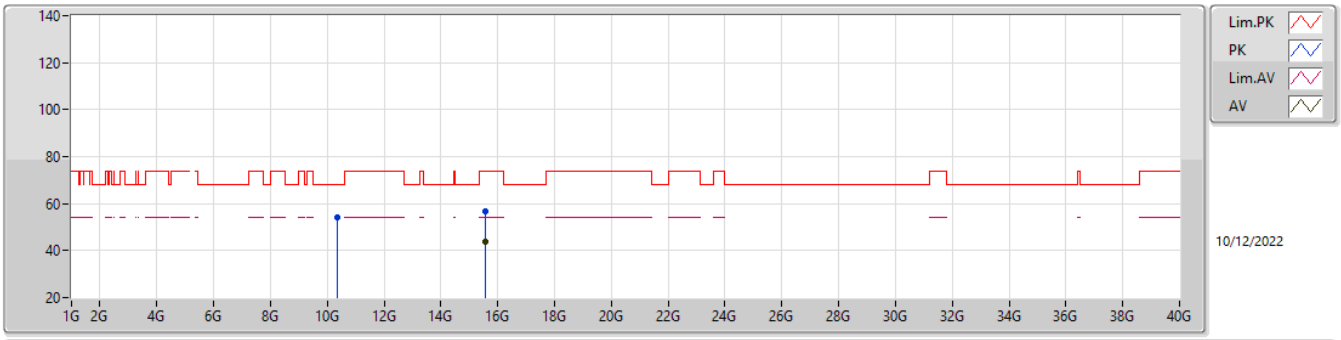

Type	Freq	Level	Limit	Margin	Factor	Dist	Condition	Azimuth	Height	Raw	AF	CL	PA
	(Hz)	(dBuV/m)	(dBuV/m)	(dB)	(dB)	(m)		(°)	(m)	(dBuV)	(dB)	(dB)	(dB)
AV	15.5664G	43.57	54.00	-10.43	20.13	3	Horizontal	152	1.50	23.44	38.77	15.70	34.34
PK	10.374G	54.17	68.20	-14.03	16.96	3	Horizontal	327	2.62	37.21	38.90	12.68	34.62
PK	15.576G	56.73	74.00	-17.27	20.11	3	Horizontal	152	1.50	36.62	38.75	15.71	34.35

5.15-5.25GHz_802.11ax HEW40-BF_Nss1,(MCS0)_2TX

5230MHz_TX

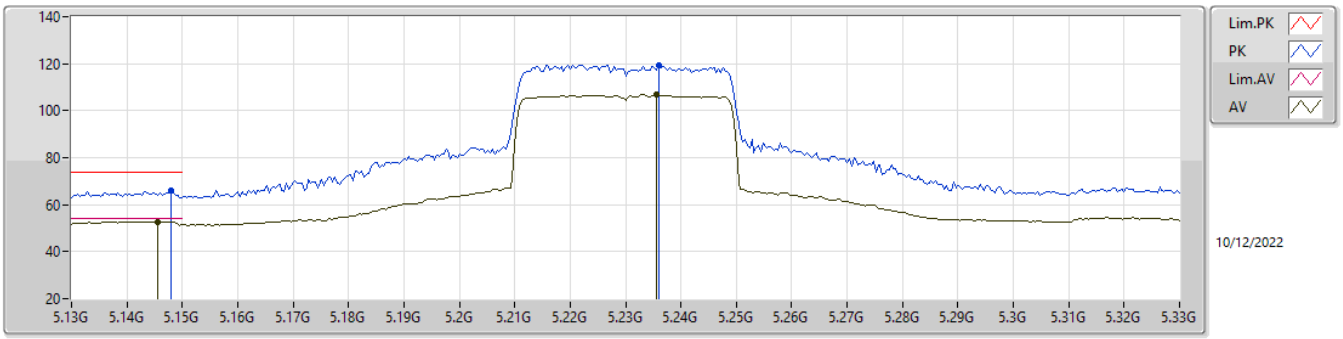

Type	Freq	Level	Limit	Margin	Factor	Dist	Condition	Azimuth	Height	Raw	AF	CL	PA
	(Hz)	(dBuV/m)	(dBuV/m)	(dB)	(dB)	(m)		(°)	(m)	(dBuV)	(dB)	(dB)	(dB)
AV	5.1456G	52.71	54.00	-1.29	8.79	3	Vertical	187	2.02	43.92	33.10	9.83	34.14
AV	5.2356G	106.86	Inf	-Inf	8.76	3	Vertical	187	2.02	98.10	33.03	9.88	34.15
PK	5.148G	65.95	74.00	-8.05	8.79	3	Vertical	187	2.02	57.16	33.10	9.83	34.14
PK	5.236G	119.50	Inf	-Inf	8.77	3	Vertical	187	2.02	110.73	33.03	9.89	34.15

5.15-5.25GHz_802.11ax HEW40-BF_Nss1,(MCS0)_2TX

5230MHz_TX

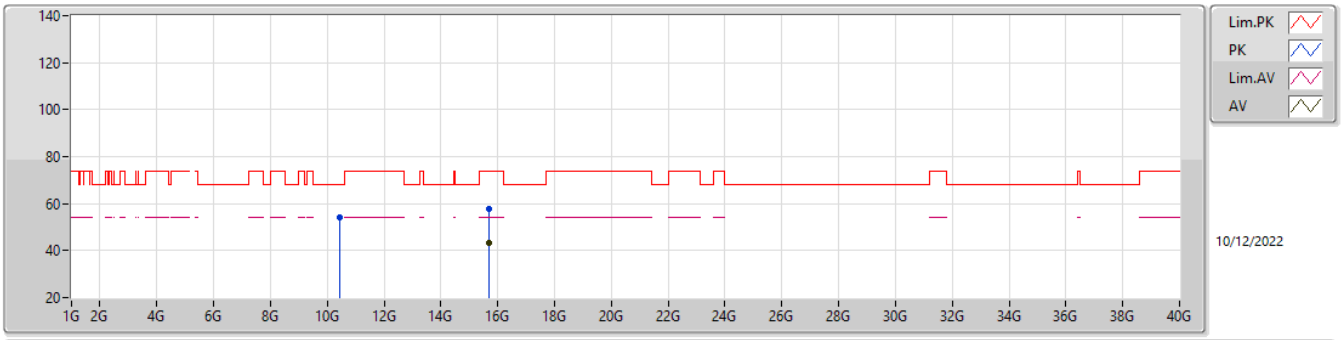

Type	Freq	Level	Limit	Margin	Factor	Dist	Condition	Azimuth	Height	Raw	AF	CL	PA
	(Hz)	(dBuV/m)	(dBuV/m)	(dB)	(dB)	(m)		(°)	(m)	(dBuV)	(dB)	(dB)	(dB)
AV	15.70776G	43.42	54.00	-10.58	19.75	3	Vertical	79	3.00	23.67	38.40	15.80	34.45
PK	10.4584G	54.31	68.20	-13.89	17.07	3	Vertical	301	1.50	37.24	38.90	12.71	34.54
PK	15.69432G	57.81	74.00	-16.19	19.77	3	Vertical	79	3.00	38.04	38.42	15.79	34.44

5.15-5.25GHz_802.11ax HEW40-BF_Nss1,(MCS0)_2TX

5230MHz_TX

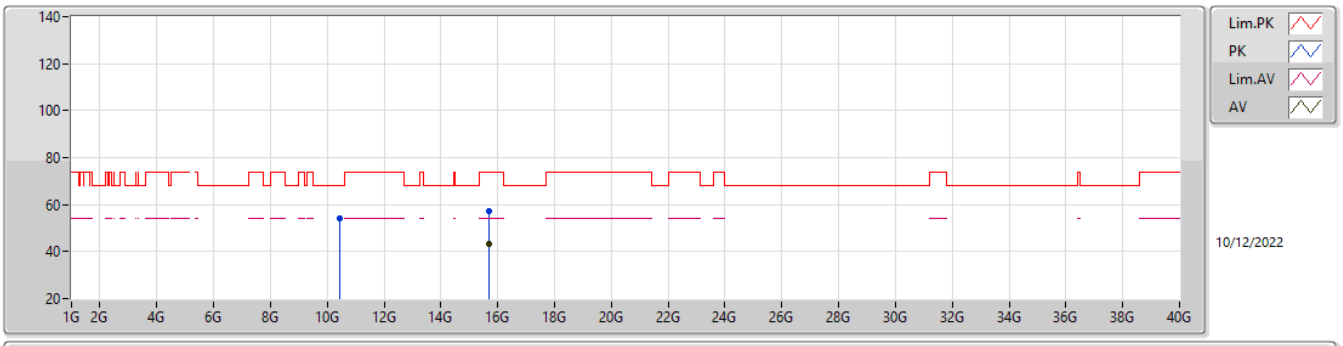

Type	Freq	Level	Limit	Margin	Factor	Dist	Condition	Azimuth	Height	Raw	AF	CL	PA
	(Hz)	(dBuV/m)	(dBuV/m)	(dB)	(dB)	(m)		(°)	(m)	(dBuV)	(dB)	(dB)	(dB)
AV	15.708G	43.32	54.00	-10.68	19.75	3	Horizontal	347	1.50	23.57	38.40	15.80	34.45
PK	10.44032G	53.91	68.20	-14.29	17.04	3	Horizontal	196	1.50	36.87	38.90	12.70	34.56
PK	15.70024G	57.03	74.00	-16.97	19.75	3	Horizontal	347	1.50	37.28	38.40	15.80	34.45

5.25-5.35GHz_802.11ax HEW40-BF_Nss1,(MCS0)_2TX

5270MHz_TX

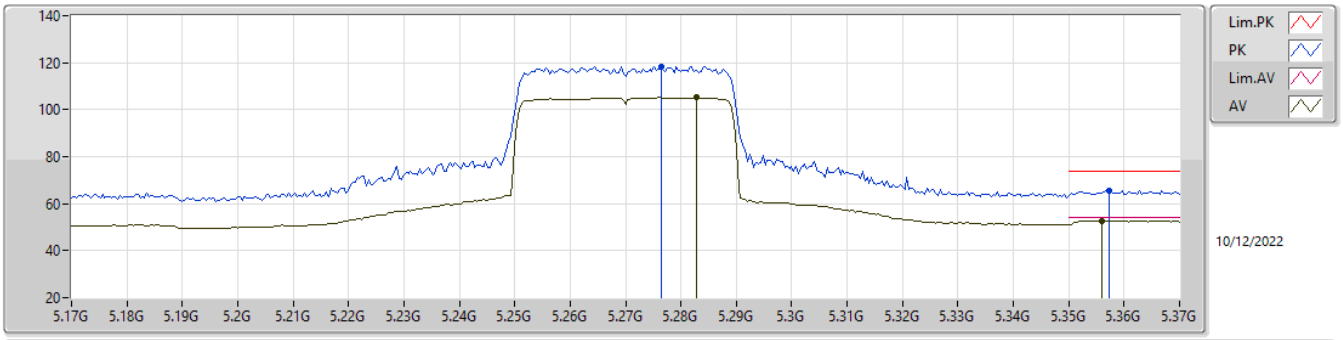

Type	Freq	Level	Limit	Margin	Factor	Dist	Condition	Azimuth	Height	Raw	AF	CL	PA
	(Hz)	(dBuV/m)	(dBuV/m)	(dB)	(dB)	(m)		(°)	(m)	(dBuV)	(dB)	(dB)	(dB)
AV	5.2828G	105.10	Inf	-Inf	8.77	3	Vertical	194	2.05	96.33	33.00	9.92	34.15
AV	5.356G	52.72	54.00	-1.28	8.71	3	Vertical	194	2.05	44.01	32.90	9.97	34.16
PK	5.2764G	118.30	Inf	-Inf	8.76	3	Vertical	194	2.05	109.54	33.00	9.91	34.15
PK	5.3572G	65.66	74.00	-8.34	8.71	3	Vertical	194	2.05	56.95	32.90	9.97	34.16

5.25-5.35GHz_802.11ax HEW40-BF_Nss1,(MCS0)_2TX

5270MHz_TX

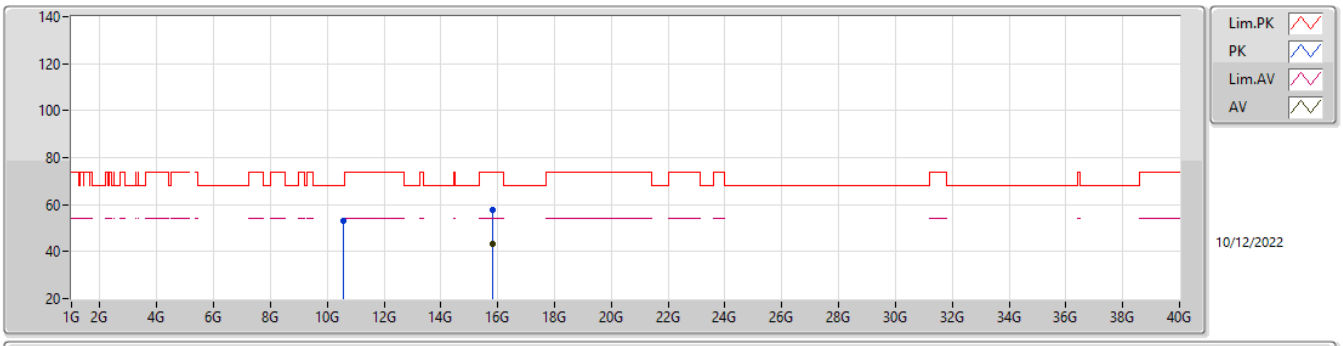

Type	Freq	Level	Limit	Margin	Factor	Dist	Condition	Azimuth	Height	Raw	AF	CL	PA
	(Hz)	(dBuV/m)	(dBuV/m)	(dB)	(dB)	(m)		(°)	(m)	(dBuV)	(dB)	(dB)	(dB)
AV	15.82208G	43.50	54.00	-10.50	19.71	3	Vertical	243	1.50	23.79	38.36	15.89	34.54
PK	10.55672G	53.17	68.20	-15.03	17.18	3	Vertical	282	1.50	35.99	38.90	12.75	34.47
PK	15.80144G	57.52	74.00	-16.48	19.74	3	Vertical	243	1.50	37.78	38.40	15.87	34.53

5.25-5.35GHz_802.11ax HEW40-BF_Nss1,(MCS0)_2TX

5270MHz_TX

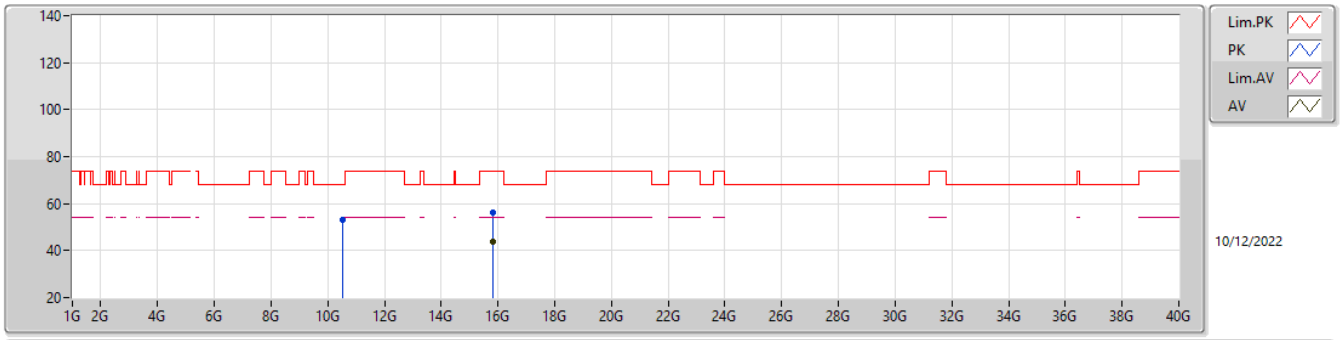

Type	Freq	Level	Limit	Margin	Factor	Dist	Condition	Azimuth	Height	Raw	AF	CL	PA
	(Hz)	(dBuV/m)	(dBuV/m)	(dB)	(dB)	(m)		(°)	(m)	(dBuV)	(dB)	(dB)	(dB)
AV	15.83352G	43.54	54.00	-10.46	19.68	3	Horizontal	14	1.50	23.86	38.33	15.90	34.55
PK	10.53148G	53.12	68.20	-15.08	17.15	3	Horizontal	0	1.50	35.97	38.90	12.74	34.49
PK	15.81324G	56.24	74.00	-17.76	19.72	3	Horizontal	14	1.50	36.52	38.37	15.88	34.53

5.25-5.35GHz_802.11ax HEW40-BF_Nss1,(MCS0)_2TX

5310MHz_TX

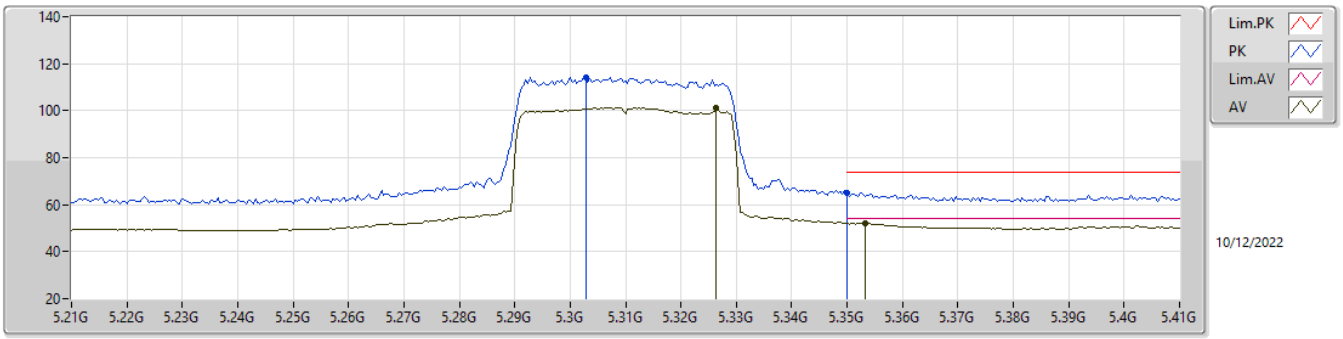

Type	Freq	Level	Limit	Margin	Factor	Dist	Condition	Azimuth	Height	Raw	AF	CL	PA
	(Hz)	(dBuV/m)	(dBuV/m)	(dB)	(dB)	(m)		(°)	(m)	(dBuV)	(dB)	(dB)	(dB)
AV	5.3264G	101.28	Inf	-Inf	8.74	3	Vertical	195	1.93	92.54	32.95	9.95	34.16
AV	5.3532G	52.16	54.00	-1.84	8.71	3	Vertical	195	1.93	43.45	32.90	9.97	34.16
PK	5.3028G	114.38	Inf	-Inf	8.76	3	Vertical	195	1.93	105.62	32.99	9.93	34.16
PK	5.35G	65.09	74.00	-8.91	8.71	3	Vertical	195	1.93	56.38	32.90	9.97	34.16

5.25-5.35GHz_802.11ax HEW40-BF_Nss1,(MCS0)_2TX

5310MHz_TX

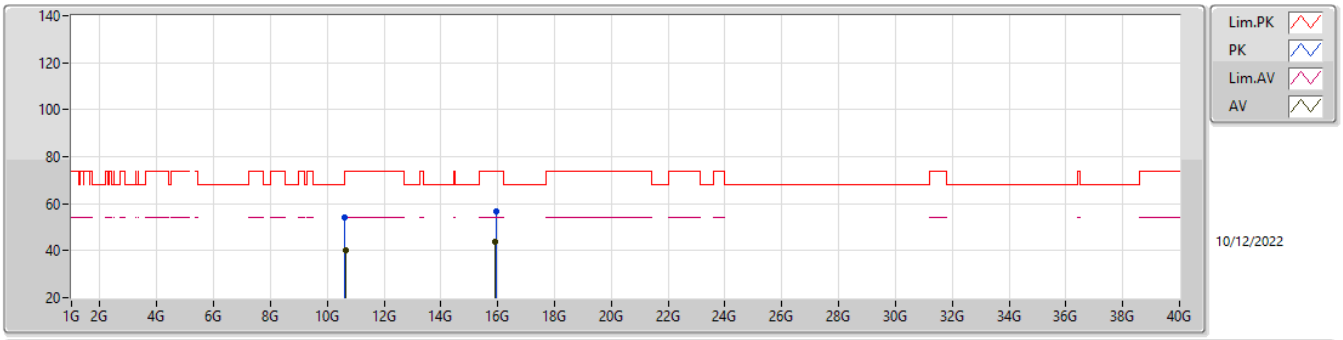

Type	Freq	Level	Limit	Margin	Factor	Dist	Condition	Azimuth	Height	Raw	AF	CL	PA
	(Hz)	(dBuV/m)	(dBuV/m)	(dB)	(dB)	(m)		(°)	(m)	(dBuV)	(dB)	(dB)	(dB)
AV	10.6428G	40.31	54.00	-13.69	17.40	3	Vertical	360	2.98	22.91	39.03	12.78	34.41
AV	15.92064G	43.74	54.00	-10.26	19.50	3	Vertical	75	1.60	24.24	38.16	15.96	34.62
PK	10.6026G	54.10	74.00	-19.90	17.24	3	Vertical	360	2.98	36.86	38.91	12.77	34.44
PK	15.95436G	56.84	74.00	-17.16	19.44	3	Vertical	75	1.60	37.40	38.09	15.99	34.64

5.25-5.35GHz_802.11ax HEW40-BF_Nss1,(MCS0)_2TX

5310MHz_TX

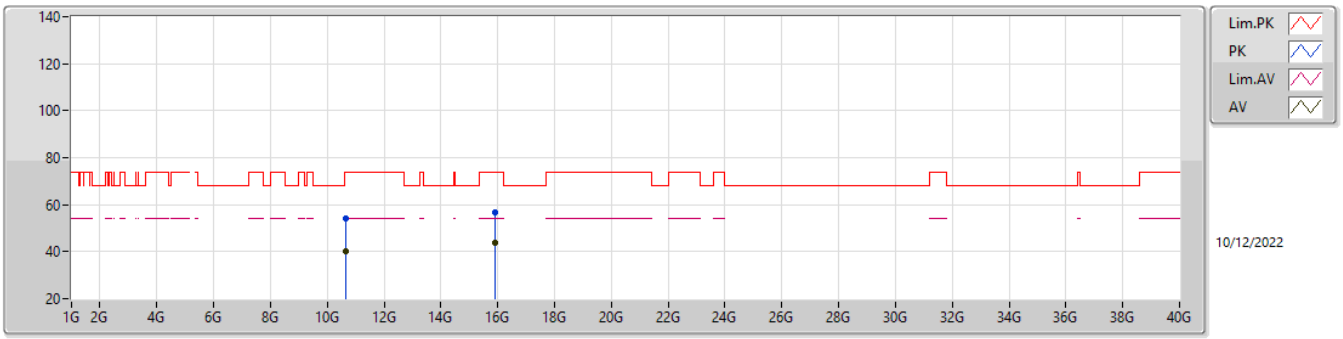

Type	Freq	Level	Limit	Margin	Factor	Dist	Condition	Azimuth	Height	Raw	AF	CL	PA
	(Hz)	(dBuV/m)	(dBuV/m)	(dB)	(dB)	(m)		(°)	(m)	(dBuV)	(dB)	(dB)	(dB)
AV	10.64352G	40.19	54.00	-13.81	17.40	3	Horizontal	290	1.50	22.79	39.03	12.78	34.41
AV	15.91836G	43.69	54.00	-10.31	19.50	3	Horizontal	228	1.50	24.19	38.16	15.96	34.62
PK	10.64652G	54.29	74.00	-19.71	17.41	3	Horizontal	290	1.50	36.88	39.04	12.78	34.41
PK	15.91704G	56.93	74.00	-17.07	19.51	3	Horizontal	228	1.50	37.42	38.17	15.96	34.62

5.47-5.725GHz_802.11ax HEW40-BF_Nss1,(MCS0)_2TX

5510MHz_TX

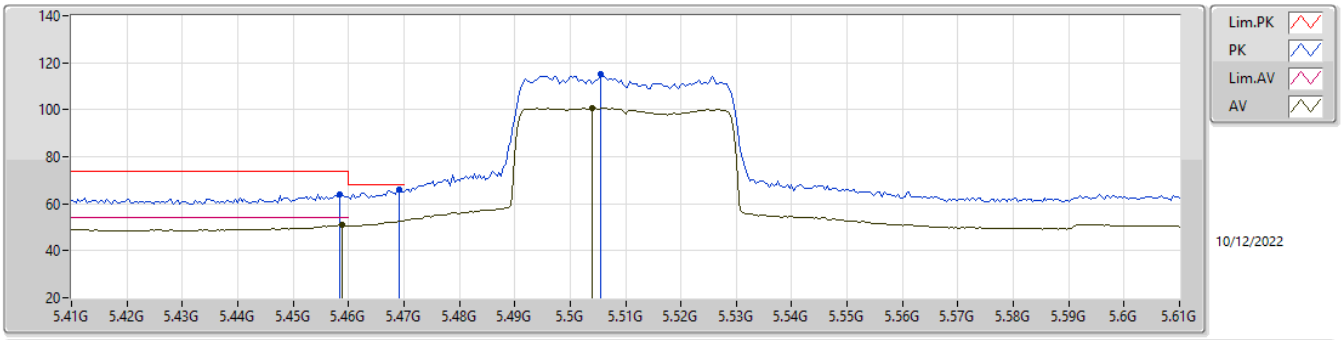

Type	Freq	Level	Limit	Margin	Factor	Dist	Condition	Azimuth	Height	Raw	AF	CL	PA
	(Hz)	(dBuV/m)	(dBuV/m)	(dB)	(dB)	(m)		(°)	(m)	(dBuV)	(dB)	(dB)	(dB)
AV	5.4588G	50.98	54.00	-3.02	8.74	3	Vertical	176	1.50	42.24	32.90	10.02	34.18
AV	5.504G	100.61	Inf	-Inf	8.76	3	Vertical	176	1.50	91.85	32.90	10.04	34.18
PK	5.4584G	64.15	74.00	-9.85	8.74	3	Vertical	176	1.50	55.41	32.90	10.02	34.18
PK	5.4692G	66.14	68.20	-2.06	8.74	3	Vertical	176	1.50	57.40	32.90	10.02	34.18
PK	5.5056G	114.96	Inf	-Inf	8.76	3	Vertical	176	1.50	106.20	32.90	10.04	34.18

5.47-5.725GHz_802.11ax HEW40-BF_Nss1,(MCS0)_2TX

5510MHz_TX

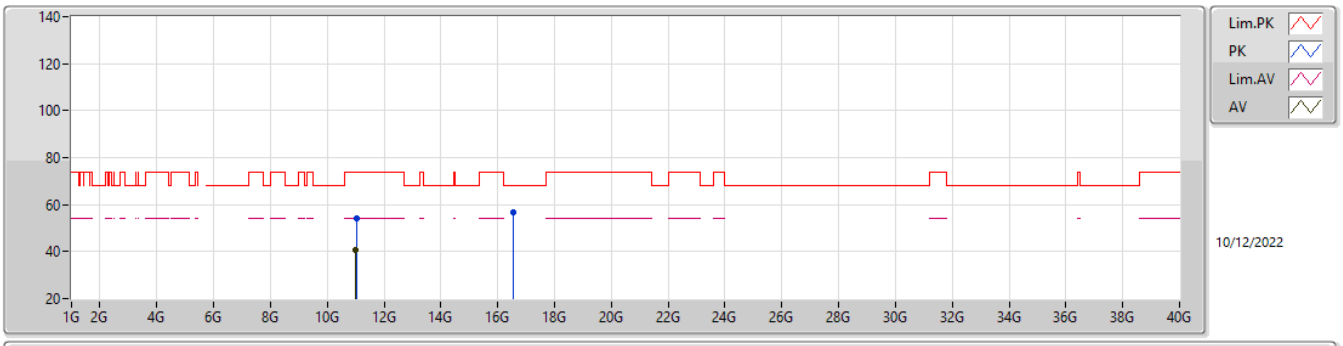

Type	Freq	Level	Limit	Margin	Factor	Dist	Condition	Azimuth	Height	Raw	AF	CL	PA
	(Hz)	(dBuV/m)	(dBuV/m)	(dB)	(dB)	(m)		(°)	(m)	(dBuV)	(dB)	(dB)	(dB)
AV	10.99972G	40.69	54.00	-13.31	17.76	3	Vertical	193	1.06	22.93	39.00	12.92	34.16
PK	11.04196G	53.88	74.00	-20.12	17.75	3	Vertical	193	1.06	36.13	38.96	12.94	34.15
PK	16.54488G	56.88	68.20	-11.32	20.27	3	Vertical	278	1.50	36.61	38.27	16.11	34.11

5.47-5.725GHz_802.11ax HEW40-BF_Nss1,(MCS0)_2TX

5510MHz_TX

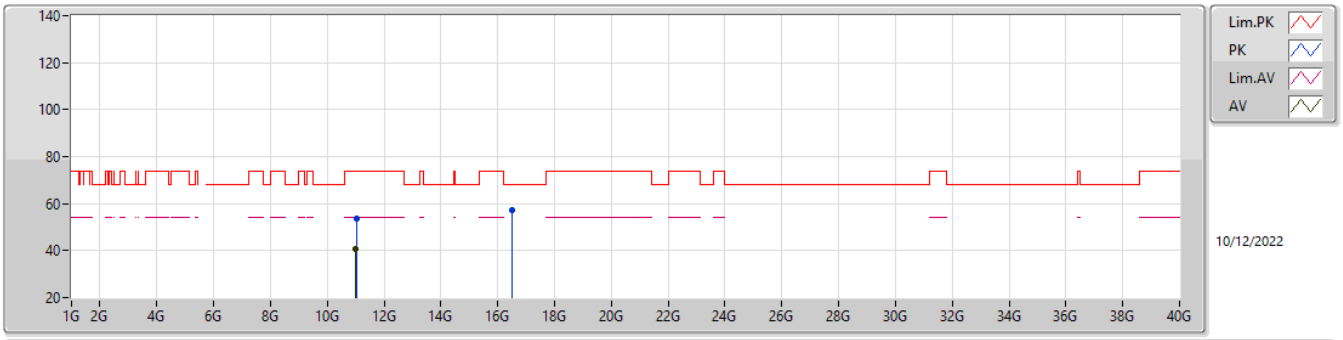

Type	Freq	Level	Limit	Margin	Factor	Dist	Condition	Azimuth	Height	Raw	AF	CL	PA
	(Hz)	(dBuV/m)	(dBuV/m)	(dB)	(dB)	(m)		(°)	(m)	(dBuV)	(dB)	(dB)	(dB)
AV	11.00356G	40.67	54.00	-13.33	17.76	3	Horizontal	86	1.50	22.91	39.00	12.92	34.16
PK	11.04172G	53.59	74.00	-20.41	17.75	3	Horizontal	86	1.50	35.84	38.96	12.94	34.15
PK	16.50144G	57.06	68.20	-11.14	20.30	3	Horizontal	235	2.23	36.76	38.40	16.10	34.20

5.47-5.725GHz_802.11ax HEW40-BF_Nss1,(MCS0)_2TX

5550MHz_TX

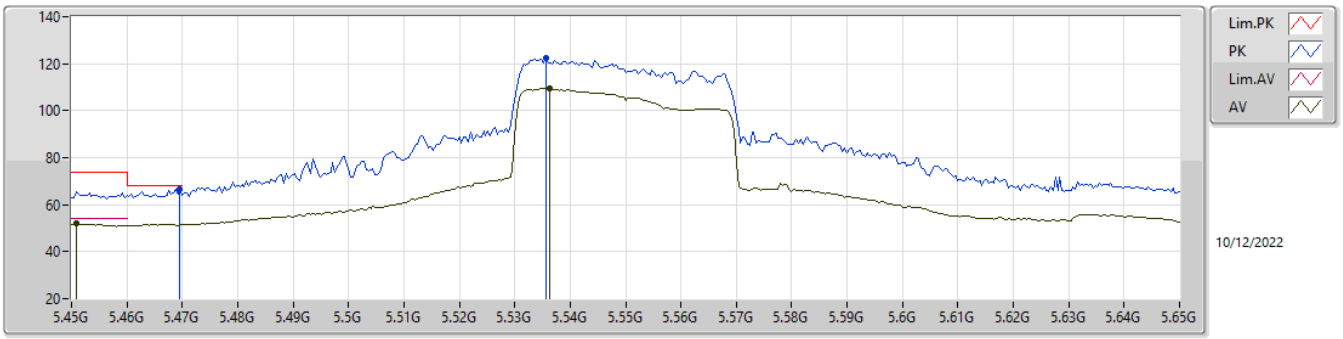

Type	Freq	Level	Limit	Margin	Factor	Dist	Condition	Azimuth	Height	Raw	AF	CL	PA
	(Hz)	(dBuV/m)	(dBuV/m)	(dB)	(dB)	(m)		(°)	(m)	(dBuV)	(dB)	(dB)	(dB)
AV	5.4508G	51.93	54.00	-2.07	8.75	3	Vertical	188	2.29	43.18	32.90	10.02	34.17
AV	5.5364G	109.36	Inf	-Inf	8.77	3	Vertical	188	2.29	100.59	32.90	10.05	34.18
PK	5.4696G	66.69	68.20	-1.51	8.74	3	Vertical	188	2.29	57.95	32.90	10.02	34.18
PK	5.5356G	122.50	Inf	-Inf	8.77	3	Vertical	188	2.29	113.73	32.90	10.05	34.18

5.47-5.725GHz_802.11ax HEW40-BF_Nss1,(MCS0)_2TX

5550MHz_TX

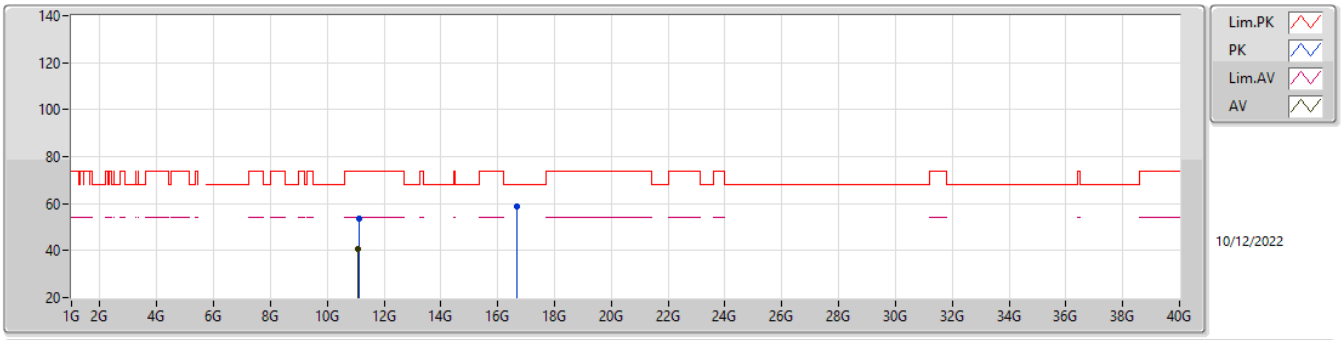

Type	Freq	Level	Limit	Margin	Factor	Dist	Condition	Azimuth	Height	Raw	AF	CL	PA
	(Hz)	(dBuV/m)	(dBuV/m)	(dB)	(dB)	(m)		(°)	(m)	(dBuV)	(dB)	(dB)	(dB)
AV	11.09568G	40.45	54.00	-13.55	17.72	3	Vertical	234	1.50	22.73	38.90	12.96	34.14
PK	11.12016G	53.79	74.00	-20.21	17.75	3	Vertical	234	1.50	36.04	38.92	12.97	34.14
PK	16.67656G	59.02	68.20	-9.18	20.53	3	Vertical	56	2.44	38.49	38.25	16.13	33.85

5.47-5.725GHz_802.11ax HEW40-BF_Nss1,(MCS0)_2TX

5550MHz_TX

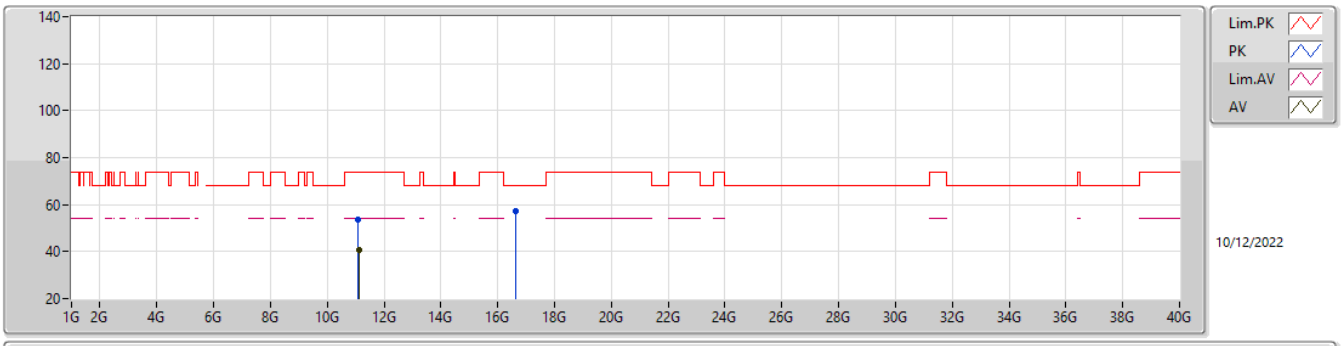

Type	Freq	Level	Limit	Margin	Factor	Dist	Condition	Azimuth	Height	Raw	AF	CL	PA
	(Hz)	(dBuV/m)	(dBuV/m)	(dB)	(dB)	(m)		(°)	(m)	(dBuV)	(dB)	(dB)	(dB)
AV	11.10912G	40.47	54.00	-13.53	17.73	3	Horizontal	88	1.22	22.74	38.91	12.96	34.14
PK	11.08448G	53.72	74.00	-20.28	17.73	3	Horizontal	88	1.22	35.99	38.92	12.95	34.14
PK	16.6388G	57.20	68.20	-11.00	20.37	3	Horizontal	6	1.50	36.83	38.18	16.12	33.93

5.47-5.725GHz_802.11ax HEW40-BF_Nss1,(MCS0)_2TX

5670MHz_TX

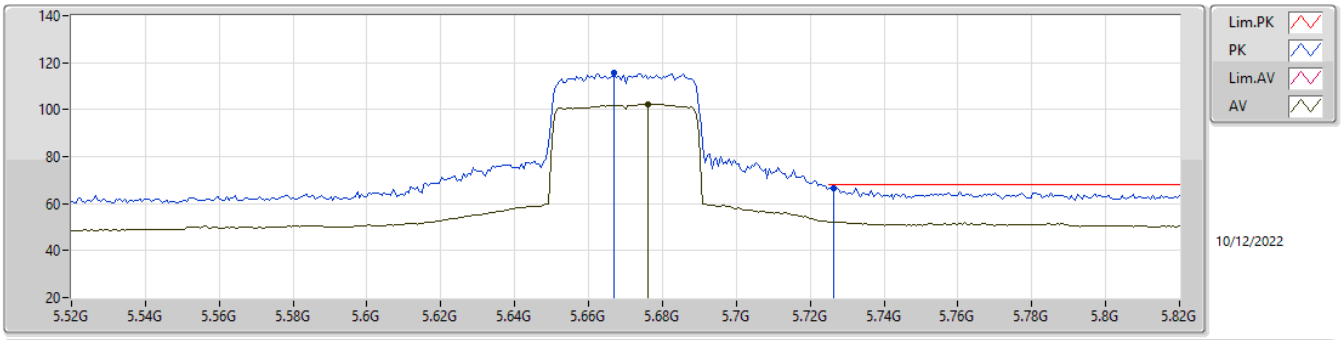

Type	Freq	Level	Limit	Margin	Factor	Dist	Condition	Azimuth	Height	Raw	AF	CL	PA
	(Hz)	(dBuV/m)	(dBuV/m)	(dB)	(dB)	(m)		(°)	(m)	(dBuV)	(dB)	(dB)	(dB)
AV	5.676G	102.47	Inf	-Inf	9.23	3	Vertical	188	2.29	93.24	33.31	10.11	34.19
PK	5.667G	115.92	Inf	-Inf	9.12	3	Vertical	188	2.29	106.80	33.20	10.11	34.19
PK	5.7264G	66.60	68.20	-1.60	9.65	3	Vertical	188	2.29	56.95	33.71	10.14	34.20

5.47-5.725GHz_802.11ax HEW40-BF_Nss1,(MCS0)_2TX

5670MHz_TX

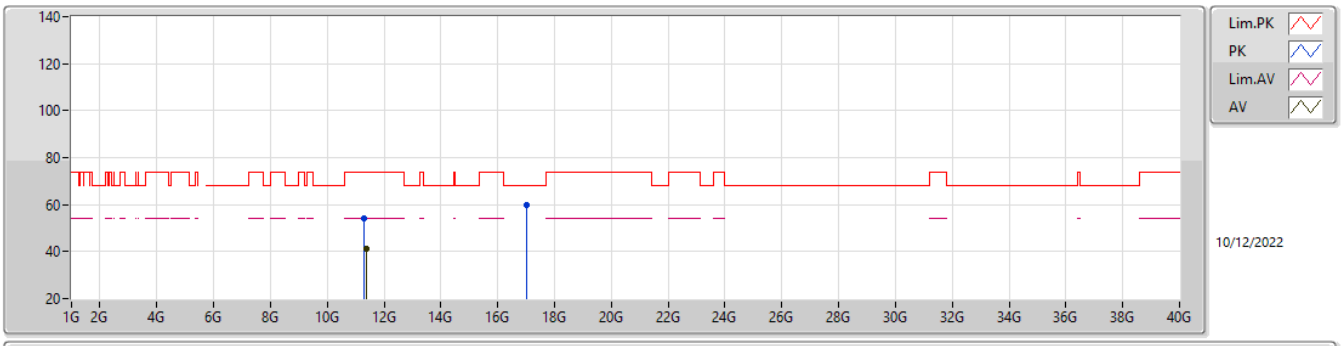

Type	Freq	Level	Limit	Margin	Factor	Dist	Condition	Azimuth	Height	Raw	AF	CL	PA
	(Hz)	(dBuV/m)	(dBuV/m)	(dB)	(dB)	(m)		(°)	(m)	(dBuV)	(dB)	(dB)	(dB)
AV	11.37872G	41.10	54.00	-12.90	18.17	3	Vertical	328	1.50	22.93	39.18	13.07	34.08
PK	11.31328G	54.27	74.00	-19.73	18.05	3	Vertical	328	1.50	36.22	39.11	13.04	34.10
PK	17.01768G	59.84	68.20	-8.36	21.08	3	Vertical	55	2.84	38.76	38.12	16.18	33.22

5.47-5.725GHz_802.11ax HEW40-BF_Nss1,(MCS0)_2TX

5670MHz_TX

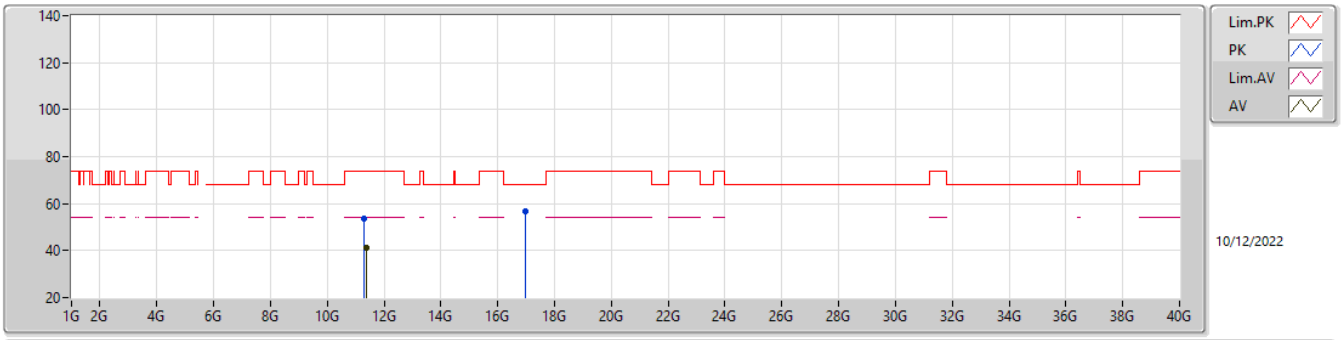

Type	Freq	Level	Limit	Margin	Factor	Dist	Condition	Azimuth	Height	Raw	AF	CL	PA
	(Hz)	(dBuV/m)	(dBuV/m)	(dB)	(dB)	(m)		(°)	(m)	(dBuV)	(dB)	(dB)	(dB)
AV	11.37952G	41.27	54.00	-12.73	18.17	3	Horizontal	140	2.55	23.10	39.18	13.07	34.08
PK	11.31168G	53.87	74.00	-20.13	18.05	3	Horizontal	140	2.55	35.82	39.11	13.04	34.10
PK	16.97064G	56.73	68.20	-11.47	21.01	3	Horizontal	15	1.50	35.72	38.10	16.18	33.27

5.47-5.725GHz_802.11ax HEW40-BF_Nss1,(MCS0)_2TX

5710MHz Straddle 5.47-5.725GHz_TX

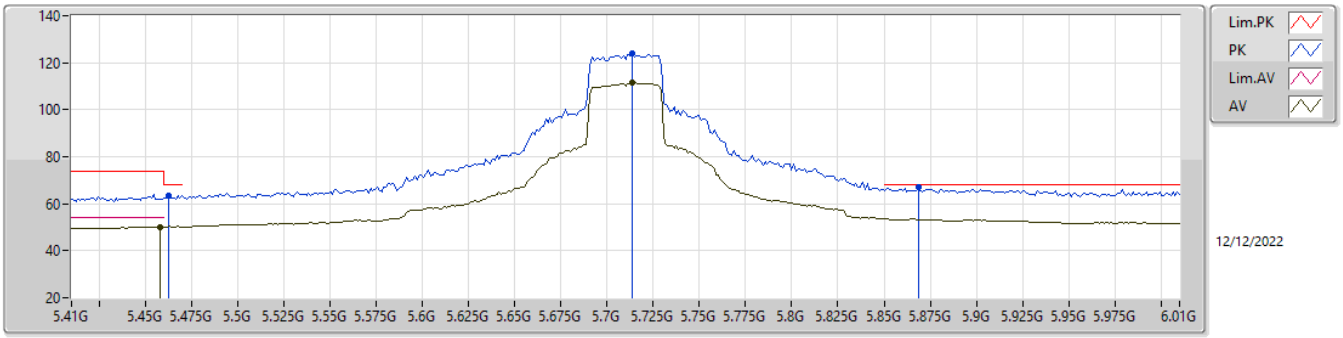

Type	Freq	Level	Limit	Margin	Factor	Dist	Condition	Azimuth	Height	Raw	AF	CL	PA
	(Hz)	(dBuV/m)	(dBuV/m)	(dB)	(dB)	(m)		(°)	(m)	(dBuV)	(dB)	(dB)	(dB)
AV	5.458G	50.18	54.00	-3.82	8.75	3	Vertical	187	2.11	41.43	32.90	10.02	34.17
AV	5.7136G	111.50	Inf	-Inf	9.58	3	Vertical	187	2.11	101.92	33.65	10.13	34.20
PK	5.4628G	63.37	68.20	-4.83	8.74	3	Vertical	187	2.11	54.63	32.90	10.02	34.18
PK	5.7136G	123.79	Inf	-Inf	9.58	3	Vertical	187	2.11	114.21	33.65	10.13	34.20
PK	5.8684G	67.05	68.20	-1.15	10.19	3	Vertical	187	2.11	56.86	34.17	10.23	34.21

5.47-5.725GHz_802.11ax HEW40-BF_Nss1,(MCS0)_2TX

5710MHz Straddle 5.47-5.725GHz_TX

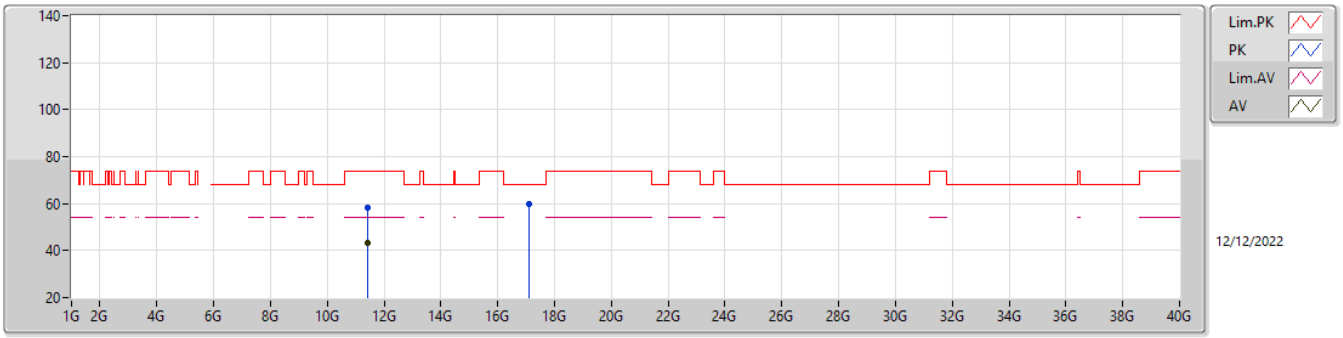

Type	Freq	Level	Limit	Margin	Factor	Dist	Condition	Azimuth	Height	Raw	AF	CL	PA
	(Hz)	(dBuV/m)	(dBuV/m)	(dB)	(dB)	(m)		(°)	(m)	(dBuV)	(dB)	(dB)	(dB)
AV	11.40384G	43.38	54.00	-10.62	18.20	3	Vertical	53	2.10	25.18	39.20	13.08	34.08
PK	11.42G	58.39	74.00	-15.61	18.18	3	Vertical	53	2.10	40.21	39.18	13.08	34.08
PK	17.1164G	59.94	68.20	-8.26	21.15	3	Vertical	63	1.94	38.79	38.20	16.20	33.25

5.47-5.725GHz_802.11ax HEW40-BF_Nss1,(MCS0)_2TX

5710MHz Straddle 5.47-5.725GHz_TX

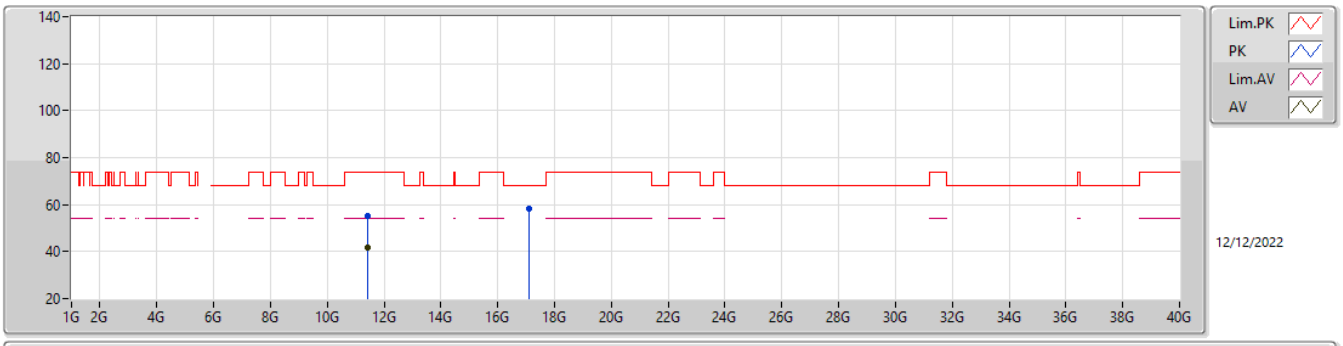

Type	Freq	Level	Limit	Margin	Factor	Dist	Condition	Azimuth	Height	Raw	AF	CL	PA
	(Hz)	(dBuV/m)	(dBuV/m)	(dB)	(dB)	(m)		(°)	(m)	(dBuV)	(dB)	(dB)	(dB)
AV	11.4264G	41.96	54.00	-12.04	18.19	3	Horizontal	32	1.50	23.77	39.17	13.09	34.07
PK	11.43248G	55.28	74.00	-18.72	18.19	3	Horizontal	32	1.50	37.09	39.17	13.09	34.07
PK	17.09528G	58.11	68.20	-10.09	21.16	3	Horizontal	45	2.42	36.95	38.20	16.20	33.24

5.725-5.85GHz_802.11ax HEW40-BF_Nss1,(MCS0)_2TX

5755MHz_TX

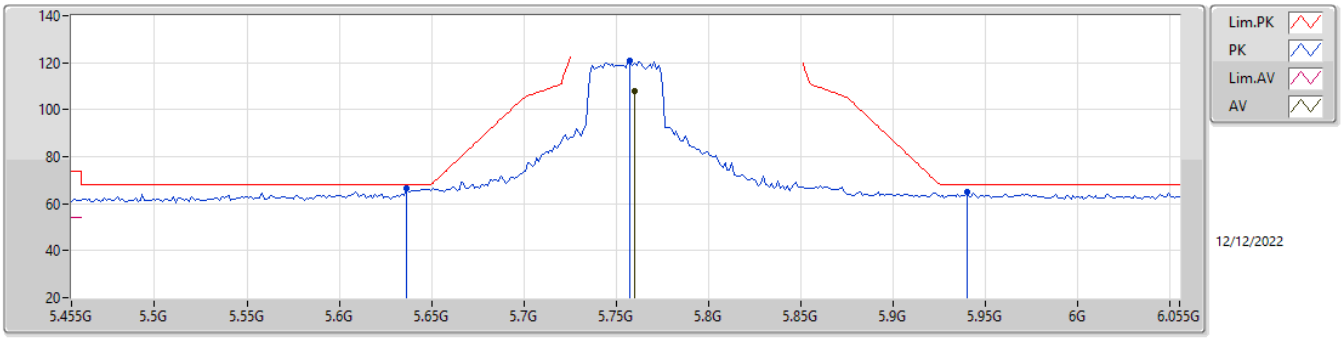

Type	Freq	Level	Limit	Margin	Factor	Dist	Condition	Azimuth	Height	Raw	AF	CL	PA
	(Hz)	(dBuV/m)	(dBuV/m)	(dB)	(dB)	(m)		(°)	(m)	(dBuV)	(dB)	(dB)	(dB)
AV	5.7598G	107.87	Inf	-Inf	9.82	3	Vertical	189	2.13	98.05	33.86	10.16	34.20
PK	5.6362G	66.61	68.20	-1.59	8.90	3	Vertical	189	2.13	57.71	33.00	10.09	34.19
PK	5.7574G	120.62	Inf	-Inf	9.80	3	Vertical	189	2.13	110.82	33.84	10.16	34.20
PK	5.9398G	65.08	68.20	-3.12	10.28	3	Vertical	189	2.13	54.80	34.22	10.28	34.22

5.725-5.85GHz_802.11ax HEW40-BF_Nss1,(MCS0)_2TX

5755MHz_TX

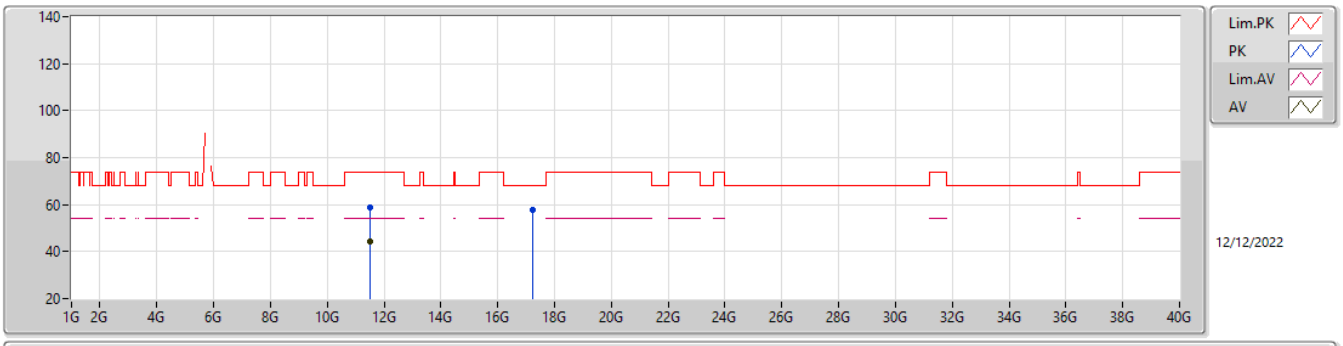

Type	Freq	Level	Limit	Margin	Factor	Dist	Condition	Azimuth	Height	Raw	AF	CL	PA
	(Hz)	(dBuV/m)	(dBuV/m)	(dB)	(dB)	(m)		(°)	(m)	(dBuV)	(dB)	(dB)	(dB)
AV	11.49352G	44.55	54.00	-9.45	18.16	3	Vertical	101	2.72	26.39	39.11	13.11	34.06
PK	11.51016G	58.70	74.00	-15.30	18.11	3	Vertical	101	2.72	40.59	39.06	13.12	34.07
PK	17.253G	57.97	68.20	-10.23	21.18	3	Vertical	62	2.20	36.79	38.25	16.22	33.29

5.725-5.85GHz_802.11ax HEW40-BF_Nss1,(MCS0)_2TX

5755MHz_TX

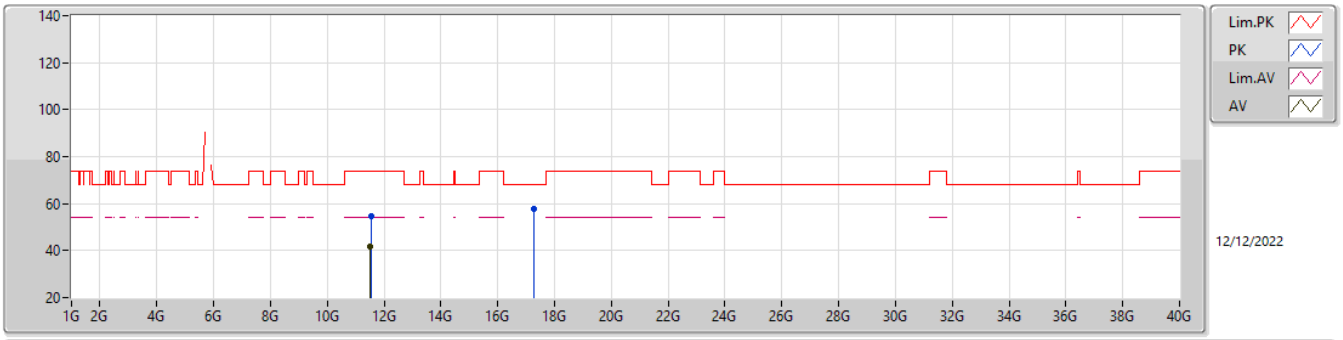

Type	Freq	Level	Limit	Margin	Factor	Dist	Condition	Azimuth	Height	Raw	AF	CL	PA
	(Hz)	(dBuV/m)	(dBuV/m)	(dB)	(dB)	(m)		(°)	(m)	(dBuV)	(dB)	(dB)	(dB)
AV	11.50456G	41.55	54.00	-12.45	18.14	3	Horizontal	32	1.50	23.41	39.08	13.12	34.06
PK	11.5396G	54.67	74.00	-19.33	17.99	3	Horizontal	32	1.50	36.68	38.94	13.13	34.08
PK	17.26772G	57.69	68.20	-10.51	21.19	3	Horizontal	117	1.50	36.50	38.27	16.22	33.30

5.725-5.85GHz_802.11ax HEW40-BF_Nss1,(MCS0)_2TX

5795MHz_TX

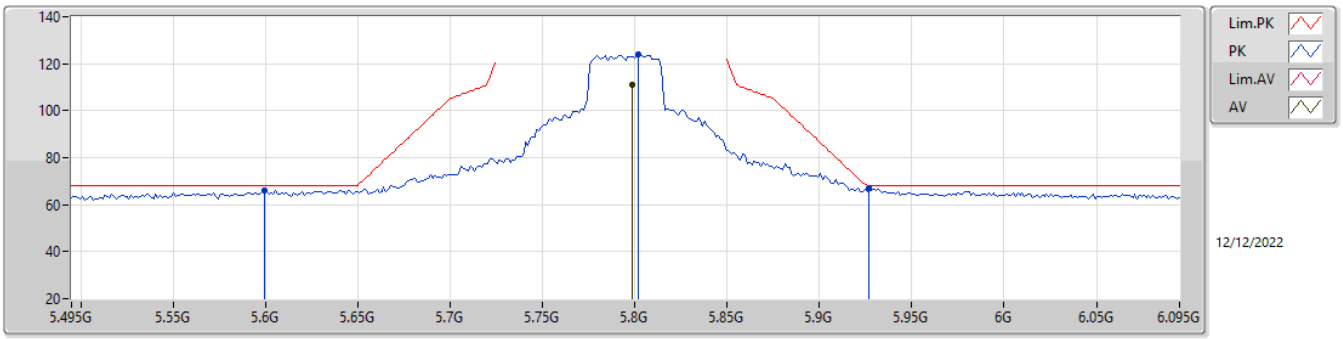

Type	Freq	Level	Limit	Margin	Factor	Dist	Condition	Azimuth	Height	Raw	AF	CL	PA
	(Hz)	(dBuV/m)	(dBuV/m)	(dB)	(dB)	(m)		(°)	(m)	(dBuV)	(dB)	(dB)	(dB)
AV	5.7986G	111.18	Inf	-Inf	10.07	3	Vertical	191	1.34	101.11	34.09	10.18	34.20
PK	5.5994G	66.11	68.20	-2.09	8.88	3	Vertical	191	1.34	57.23	33.00	10.07	34.19
PK	5.8022G	123.87	Inf	-Inf	10.08	3	Vertical	191	1.34	113.79	34.10	10.18	34.20
PK	5.927G	67.08	68.20	-1.12	10.32	3	Vertical	191	1.34	56.76	34.25	10.28	34.21

5.725-5.85GHz_802.11ax HEW40-BF_Nss1,(MCS0)_2TX

5795MHz_TX

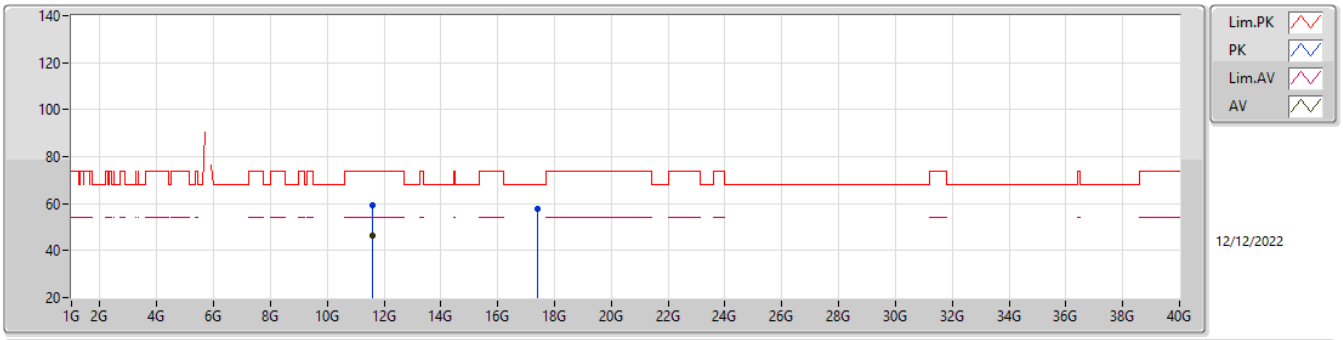

Type	Freq	Level	Limit	Margin	Factor	Dist	Condition	Azimuth	Height	Raw	AF	CL	PA
	(Hz)	(dBuV/m)	(dBuV/m)	(dB)	(dB)	(m)		(°)	(m)	(dBuV)	(dB)	(dB)	(dB)
AV	11.60984G	46.53	54.00	-7.47	17.73	3	Vertical	90	2.84	28.80	38.70	13.16	34.13
PK	11.58952G	59.22	74.00	-14.78	17.77	3	Vertical	90	2.84	41.45	38.74	13.15	34.12
PK	17.39764G	57.88	68.20	-10.32	21.49	3	Vertical	57	2.54	36.39	38.59	16.24	33.34

5.725-5.85GHz_802.11ax HEW40-BF_Nss1,(MCS0)_2TX

5795MHz_TX

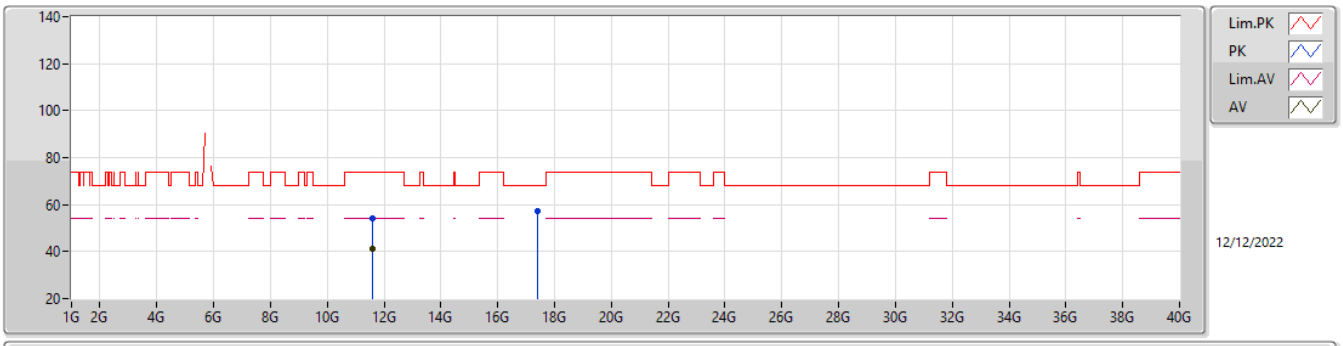

Type	Freq	Level	Limit	Margin	Factor	Dist	Condition	Azimuth	Height	Raw	AF	CL	PA
	(Hz)	(dBuV/m)	(dBuV/m)	(dB)	(dB)	(m)		(°)	(m)	(dBuV)	(dB)	(dB)	(dB)
AV	11.57352G	41.40	54.00	-12.60	17.84	3	Horizontal	28	1.83	23.56	38.81	13.14	34.11
PK	11.5876G	54.29	74.00	-19.71	17.79	3	Horizontal	28	1.83	36.50	38.75	13.15	34.11
PK	17.39844G	57.34	68.20	-10.86	21.50	3	Horizontal	13	3.00	35.84	38.60	16.24	33.34

5.15-5.25GHz_802.11ax HEW80-BF_Nss1,(MCS0)_2TX

5210MHz_TX

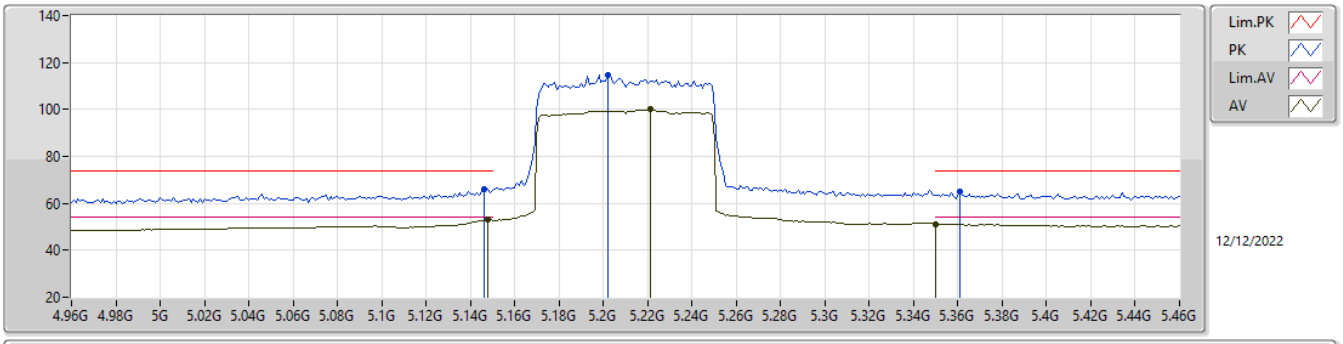

Type	Freq	Level	Limit	Margin	Factor	Dist	Condition	Azimuth	Height	Raw	AF	CL	PA
	(Hz)	(dBuV/m)	(dBuV/m)	(dB)	(dB)	(m)		(°)	(m)	(dBuV)	(dB)	(dB)	(dB)
AV	5.148G	52.94	54.00	-1.06	8.79	3	Vertical	190	2.12	44.15	33.10	9.83	34.14
AV	5.221G	99.92	Inf	-Inf	8.78	3	Vertical	190	2.12	91.14	33.06	9.87	34.15
AV	5.35G	51.17	54.00	-2.83	8.71	3	Vertical	190	2.12	42.46	32.90	9.97	34.16
PK	5.146G	65.99	74.00	-8.01	8.79	3	Vertical	190	2.12	57.20	33.10	9.83	34.14
PK	5.202G	114.70	Inf	-Inf	8.82	3	Vertical	190	2.12	105.88	33.10	9.86	34.14
PK	5.361G	64.76	74.00	-9.24	8.71	3	Vertical	190	2.12	56.05	32.90	9.97	34.16

5.15-5.25GHz_802.11ax HEW80-BF_Nss1,(MCS0)_2TX

5210MHz_TX

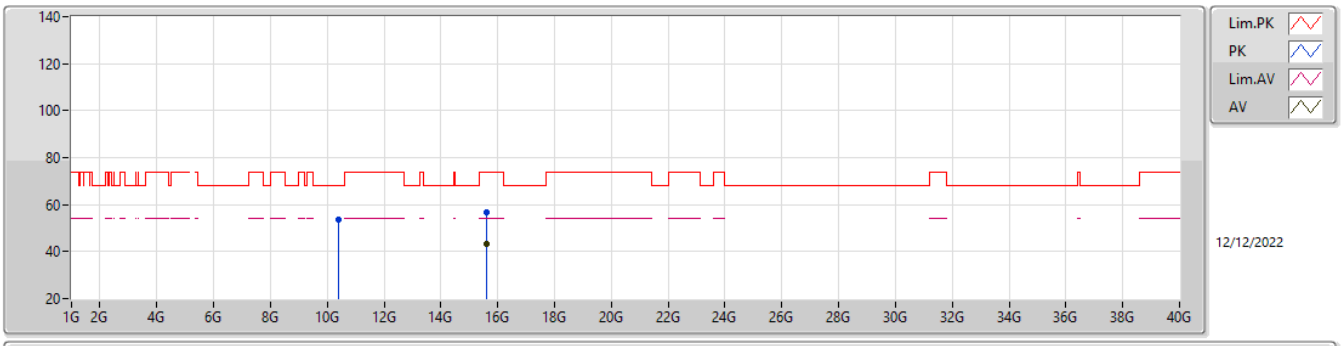

Type	Freq	Level	Limit	Margin	Factor	Dist	Condition	Azimuth	Height	Raw	AF	CL	PA
	(Hz)	(dBuV/m)	(dBuV/m)	(dB)	(dB)	(m)		(°)	(m)	(dBuV)	(dB)	(dB)	(dB)
AV	15.59448G	43.45	54.00	-10.55	20.07	3	Vertical	360	1.50	23.38	38.71	15.72	34.36
PK	10.4032G	53.84	68.20	-14.36	17.00	3	Vertical	84	1.14	36.84	38.90	12.69	34.59
PK	15.59624G	56.68	74.00	-17.32	20.06	3	Vertical	360	1.50	36.62	38.71	15.72	34.37

5.15-5.25GHz_802.11ax HEW80-BF_Nss1,(MCS0)_2TX

5210MHz_TX

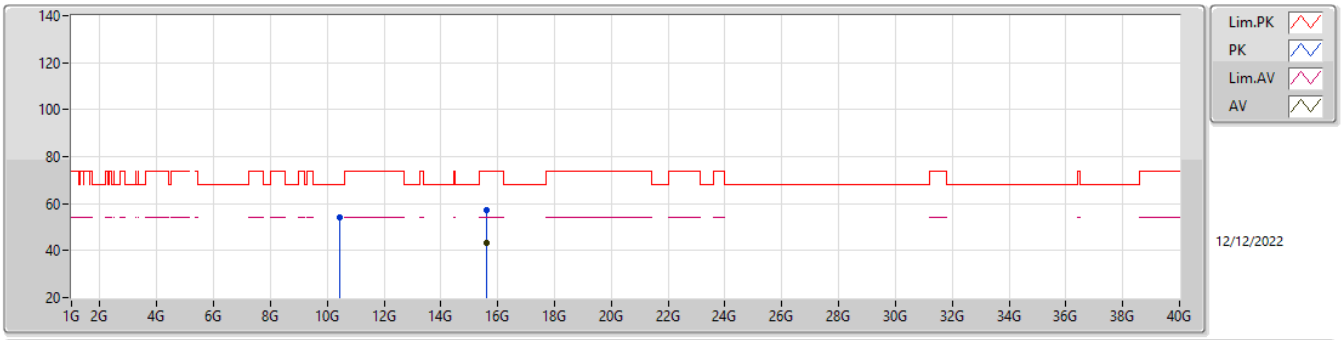

Type	Freq	Level	Limit	Margin	Factor	Dist	Condition	Azimuth	Height	Raw	AF	CL	PA
	(Hz)	(dBuV/m)	(dBuV/m)	(dB)	(dB)	(m)		(°)	(m)	(dBuV)	(dB)	(dB)	(dB)
AV	15.59416G	43.52	54.00	-10.48	20.07	3	Horizontal	240	1.50	23.45	38.71	15.72	34.36
PK	10.43856G	53.99	68.20	-14.21	17.04	3	Horizontal	338	1.50	36.95	38.90	12.70	34.56
PK	15.61016G	57.00	74.00	-17.00	20.02	3	Horizontal	240	1.50	36.98	38.67	15.73	34.38

5.25-5.35GHz_802.11ax HEW80-BF_Nss1,(MCS0)_2TX

5290MHz_TX

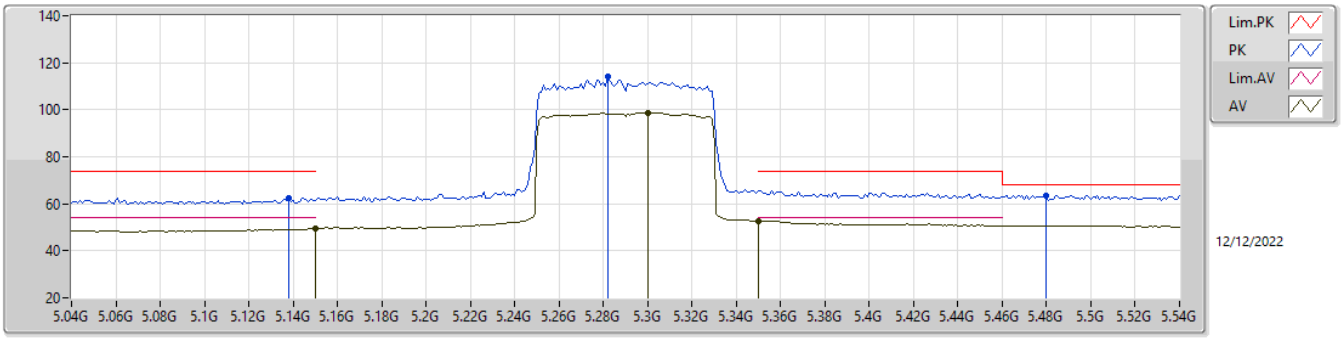

Type	Freq	Level	Limit	Margin	Factor	Dist	Condition	Azimuth	Height	Raw	AF	CL	PA
	(Hz)	(dBuV/m)	(dBuV/m)	(dB)	(dB)	(m)		(°)	(m)	(dBuV)	(dB)	(dB)	(dB)
AV	5.15G	49.30	54.00	-4.70	8.79	3	Vertical	188	2.18	40.51	33.10	9.83	34.14
AV	5.3G	98.85	Inf	-Inf	8.77	3	Vertical	188	2.18	90.08	33.00	9.93	34.16
AV	5.35G	52.77	54.00	-1.23	8.71	3	Vertical	188	2.18	44.06	32.90	9.97	34.16
PK	5.138G	62.30	74.00	-11.70	8.79	3	Vertical	188	2.18	53.51	33.10	9.83	34.14
PK	5.282G	113.88	Inf	-Inf	8.77	3	Vertical	188	2.18	105.11	33.00	9.92	34.15
PK	5.48G	63.56	68.20	-4.64	8.75	3	Vertical	188	2.18	54.81	32.90	10.03	34.18

5.25-5.35GHz_802.11ax HEW80-BF_Nss1,(MCS0)_2TX

5290MHz_TX

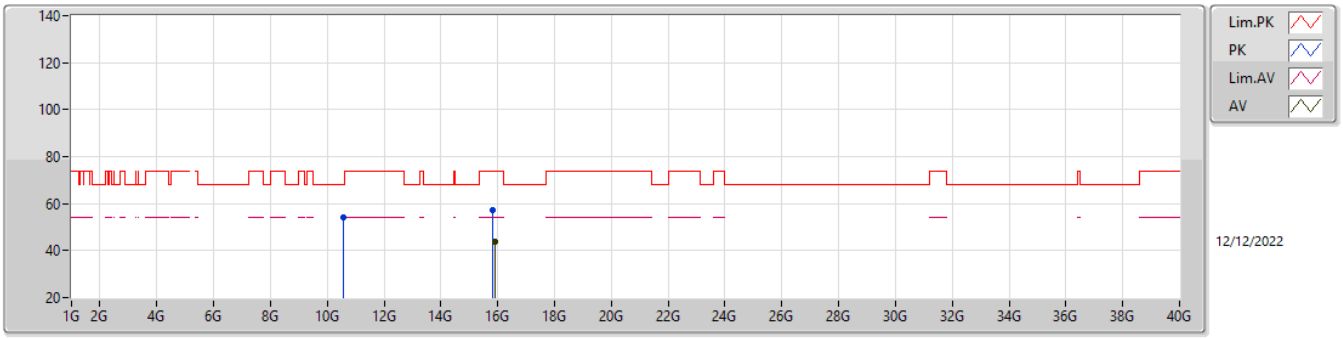

Type	Freq	Level	Limit	Margin	Factor	Dist	Condition	Azimuth	Height	Raw	AF	CL	PA
	(Hz)	(dBuV/m)	(dBuV/m)	(dB)	(dB)	(m)		(°)	(m)	(dBuV)	(dB)	(dB)	(dB)
AV	15.88968G	43.84	54.00	-10.16	19.57	3	Vertical	220	1.50	24.27	38.22	15.94	34.59
PK	10.57456G	54.30	68.20	-13.90	17.19	3	Vertical	105	1.07	37.11	38.90	12.75	34.46
PK	15.83464G	57.40	74.00	-16.60	19.68	3	Vertical	220	1.50	37.72	38.33	15.90	34.55

5.25-5.35GHz_802.11ax HEW80-BF_Nss1,(MCS0)_2TX

5290MHz_TX

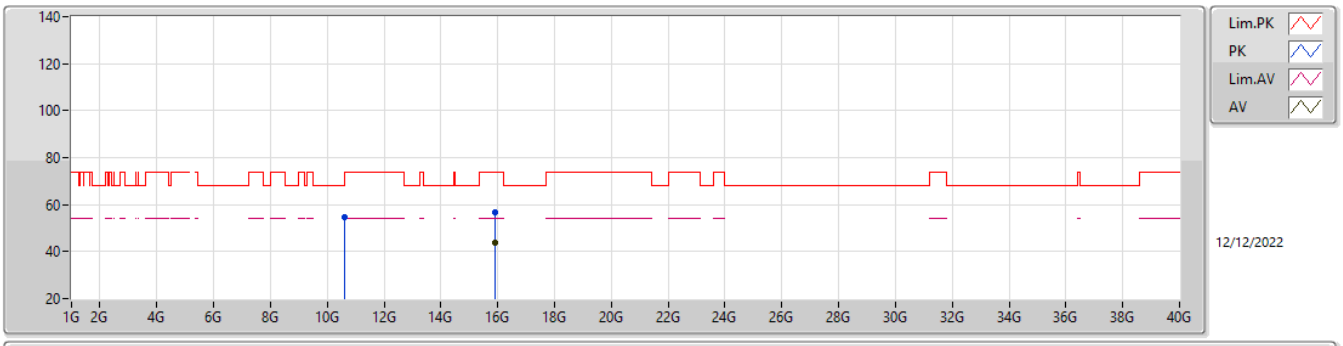

Type	Freq	Level	Limit	Margin	Factor	Dist	Condition	Azimuth	Height	Raw	AF	CL	PA
	(Hz)	(dBuV/m)	(dBuV/m)	(dB)	(dB)	(m)		(°)	(m)	(dBuV)	(dB)	(dB)	(dB)
AV	15.89608G	43.91	54.00	-10.09	19.55	3	Horizontal	229	1.50	24.36	38.21	15.94	34.60
PK	10.59824G	54.84	68.20	-13.36	17.22	3	Horizontal	137	1.50	37.62	38.90	12.76	34.44
PK	15.90744G	56.88	74.00	-17.12	19.53	3	Horizontal	229	1.50	37.35	38.19	15.95	34.61

5.47-5.725GHz_802.11ax HEW80-BF_Nss1,(MCS0)_2TX

5530MHz_TX

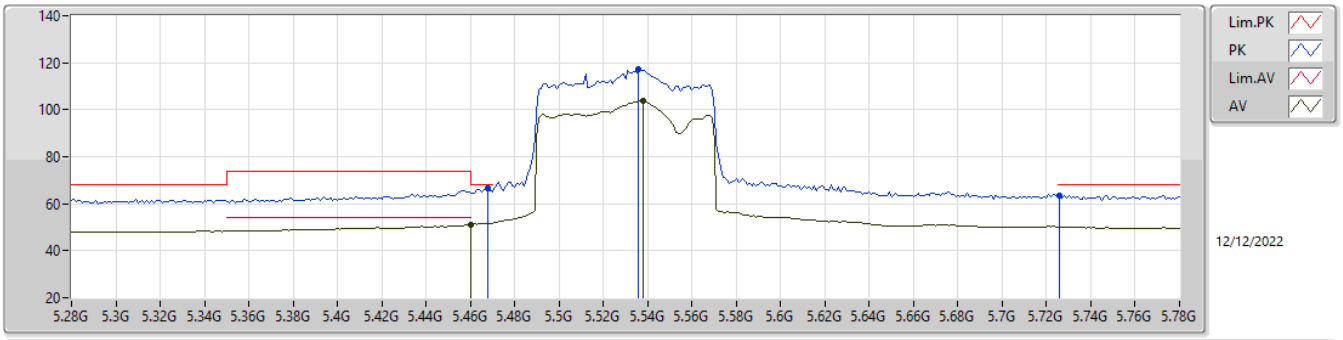

Type	Freq	Level	Limit	Margin	Factor	Dist	Condition	Azimuth	Height	Raw	AF	CL	PA
	(Hz)	(dBuV/m)	(dBuV/m)	(dB)	(dB)	(m)		(°)	(m)	(dBuV)	(dB)	(dB)	(dB)
AV	5.46G	51.20	54.00	-2.80	8.74	3	Vertical	192	2.19	42.46	32.90	10.02	34.18
AV	5.538G	103.82	Inf	-Inf	8.77	3	Vertical	192	2.19	95.05	32.90	10.05	34.18
PK	5.468G	66.66	68.20	-1.54	8.74	3	Vertical	192	2.19	57.92	32.90	10.02	34.18
PK	5.536G	117.04	Inf	-Inf	8.77	3	Vertical	192	2.19	108.27	32.90	10.05	34.18
PK	5.726G	63.63	68.20	-4.57	9.64	3	Vertical	192	2.19	53.99	33.70	10.14	34.20

5.47-5.725GHz_802.11ax HEW80-BF_Nss1,(MCS0)_2TX

5530MHz_TX

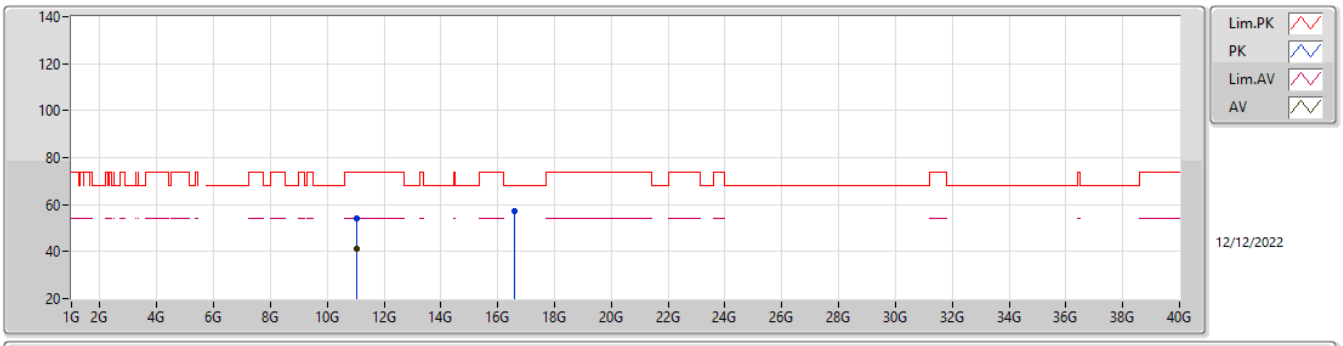

Type	Freq	Level	Limit	Margin	Factor	Dist	Condition	Azimuth	Height	Raw	AF	CL	PA
	(Hz)	(dBuV/m)	(dBuV/m)	(dB)	(dB)	(m)		(°)	(m)	(dBuV)	(dB)	(dB)	(dB)
AV	11.02896G	40.97	54.00	-13.03	17.75	3	Vertical	39	1.50	23.22	38.97	12.93	34.15
PK	11.0528G	53.98	74.00	-20.02	17.74	3	Vertical	39	1.50	36.24	38.95	12.94	34.15
PK	16.578G	57.38	68.20	-10.82	20.23	3	Vertical	117	1.50	37.15	38.17	16.11	34.05

5.47-5.725GHz_802.11ax HEW80-BF_Nss1,(MCS0)_2TX

5530MHz_TX

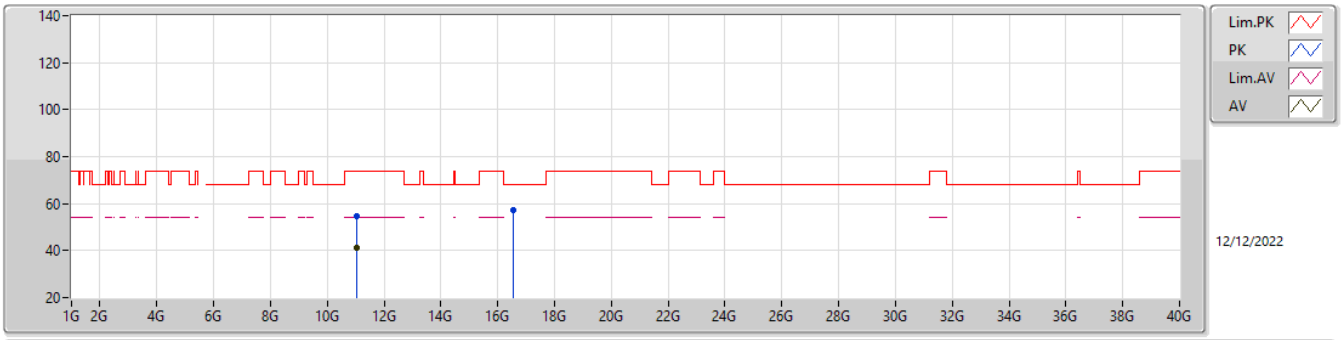

Type	Freq	Level	Limit	Margin	Factor	Dist	Condition	Azimuth	Height	Raw	AF	CL	PA
	(Hz)	(dBuV/m)	(dBuV/m)	(dB)	(dB)	(m)		(°)	(m)	(dBuV)	(dB)	(dB)	(dB)
AV	11.0208G	41.01	54.00	-12.99	17.75	3	Horizontal	119	1.20	23.26	38.98	12.93	34.16
PK	11.02912G	54.90	74.00	-19.10	17.75	3	Horizontal	119	1.20	37.15	38.97	12.93	34.15
PK	16.5588G	57.17	68.20	-11.03	20.25	3	Horizontal	268	1.50	36.92	38.22	16.11	34.08

5.47-5.725GHz_802.11ax HEW80-BF_Nss1,(MCS0)_2TX

5610MHz_TX

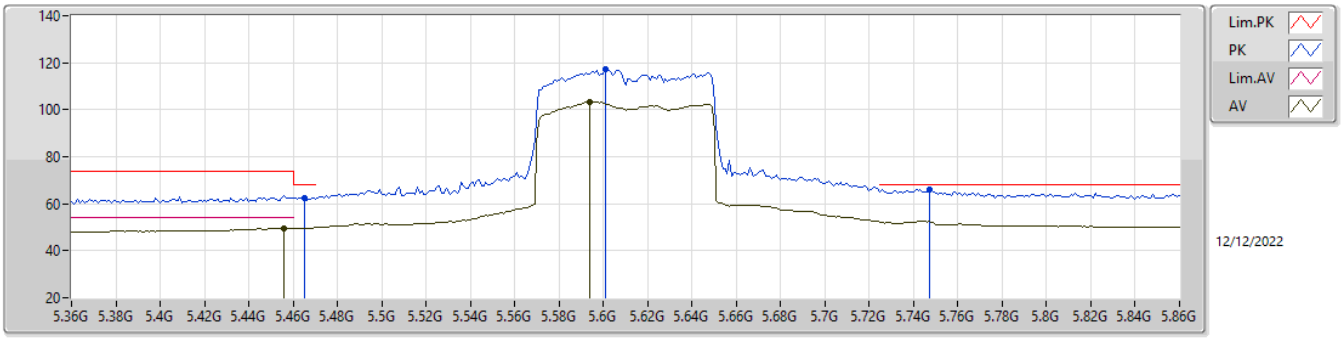

Type	Freq	Level	Limit	Margin	Factor	Dist	Condition	Azimuth	Height	Raw	AF	CL	PA
	(Hz)	(dBuV/m)	(dBuV/m)	(dB)	(dB)	(m)		(°)	(m)	(dBuV)	(dB)	(dB)	(dB)
AV	5.456G	49.74	54.00	-4.26	8.75	3	Vertical	188	2.13	40.99	32.90	10.02	34.17
AV	5.594G	103.44	Inf	-Inf	8.87	3	Vertical	188	2.13	94.57	32.99	10.07	34.19
PK	5.465G	62.42	68.20	-5.78	8.74	3	Vertical	188	2.13	53.68	32.90	10.02	34.18
PK	5.601G	117.40	Inf	-Inf	8.88	3	Vertical	188	2.13	108.52	33.00	10.07	34.19
PK	5.747G	66.24	68.20	-1.96	9.74	3	Vertical	188	2.13	56.50	33.79	10.15	34.20

5.47-5.725GHz_802.11ax HEW80-BF_Nss1,(MCS0)_2TX

5610MHz_TX

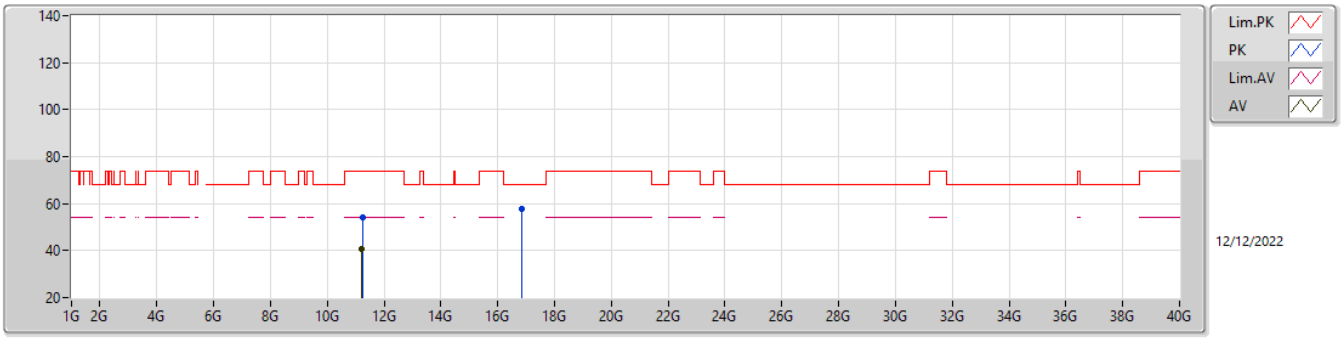

Type	Freq	Level	Limit	Margin	Factor	Dist	Condition	Azimuth	Height	Raw	AF	CL	PA
	(Hz)	(dBuV/m)	(dBuV/m)	(dB)	(dB)	(m)		(°)	(m)	(dBuV)	(dB)	(dB)	(dB)
AV	11.19456G	40.80	54.00	-13.20	17.87	3	Vertical	150	1.50	22.93	38.99	13.00	34.12
PK	11.24016G	53.95	74.00	-20.05	17.94	3	Vertical	150	1.50	36.01	39.04	13.01	34.11
PK	16.83032G	57.71	68.20	-10.49	20.84	3	Vertical	49	2.68	36.87	38.24	16.15	33.55

5.47-5.725GHz_802.11ax HEW80-BF_Nss1,(MCS0)_2TX

5610MHz_TX

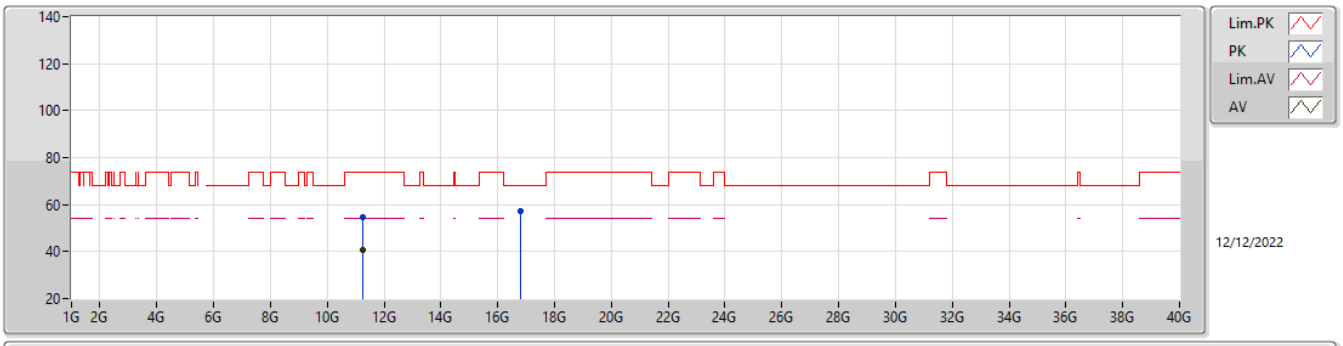

Type	Freq	Level	Limit	Margin	Factor	Dist	Condition	Azimuth	Height	Raw	AF	CL	PA
	(Hz)	(dBuV/m)	(dBuV/m)	(dB)	(dB)	(m)		(°)	(m)	(dBuV)	(dB)	(dB)	(dB)
AV	11.25728G	40.82	54.00	-13.18	17.97	3	Horizontal	215	3.00	22.85	39.06	13.02	34.11
PK	11.25552G	54.41	74.00	-19.59	17.97	3	Horizontal	215	3.00	36.44	39.06	13.02	34.11
PK	16.82296G	57.08	68.20	-11.12	20.84	3	Horizontal	147	2.62	36.24	38.25	16.15	33.56

5.47-5.725GHz_802.11ax HEW80-BF_Nss1,(MCS0)_2TX

5690MHz Straddle 5.47-5.725GHz_TX

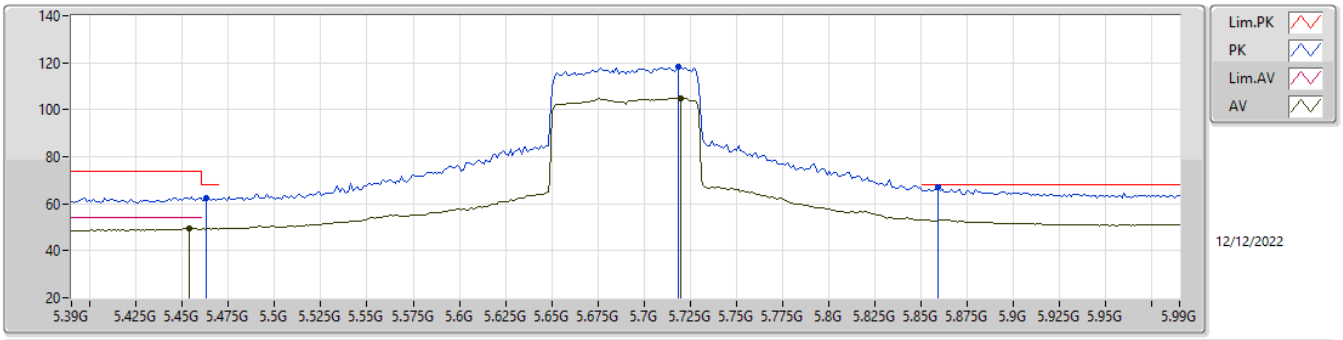

Type	Freq	Level	Limit	Margin	Factor	Dist	Condition	Azimuth	Height	Raw	AF	CL	PA
	(Hz)	(dBuV/m)	(dBuV/m)	(dB)	(dB)	(m)		(°)	(m)	(dBuV)	(dB)	(dB)	(dB)
AV	5.4536G	49.40	54.00	-4.60	8.75	3	Vertical	194	2.13	40.65	32.90	10.02	34.17
AV	5.72G	104.96	Inf	-Inf	9.62	3	Vertical	194	2.13	95.34	33.68	10.14	34.20
PK	5.4632G	62.55	68.20	-5.65	8.74	3	Vertical	194	2.13	53.81	32.90	10.02	34.18
PK	5.7188G	118.21	Inf	-Inf	9.62	3	Vertical	194	2.13	108.59	33.68	10.14	34.20
PK	5.8592G	66.89	68.20	-1.31	10.15	3	Vertical	194	2.13	56.74	34.14	10.22	34.21

5.47-5.725GHz_802.11ax HEW80-BF_Nss1,(MCS0)_2TX

5690MHz Straddle 5.47-5.725GHz_TX

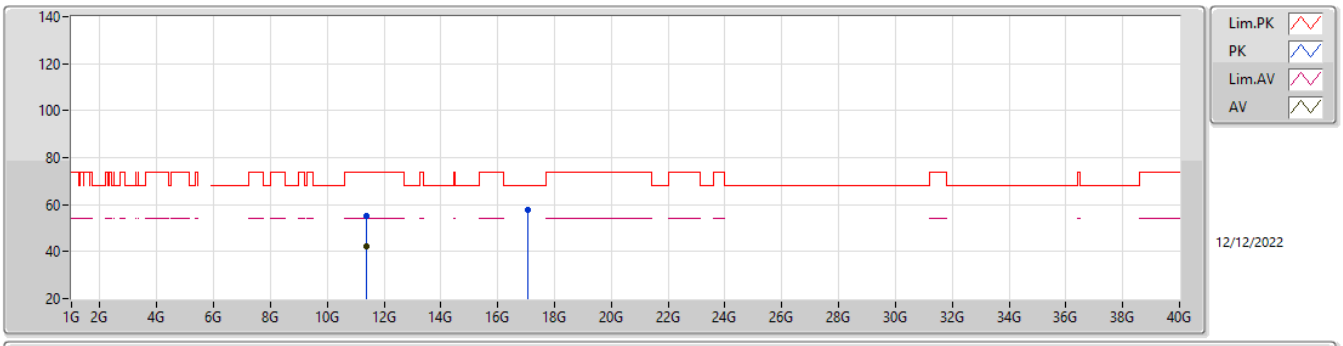

Type	Freq	Level	Limit	Margin	Factor	Dist	Condition	Azimuth	Height	Raw	AF	CL	PA
	(Hz)	(dBuV/m)	(dBuV/m)	(dB)	(dB)	(m)		(°)	(m)	(dBuV)	(dB)	(dB)	(dB)
AV	11.3968G	42.01	54.00	-11.99	18.19	3	Vertical	55	2.09	23.82	39.20	13.07	34.08
PK	11.36104G	55.26	74.00	-18.74	18.13	3	Vertical	55	2.09	37.13	39.16	13.06	34.09
PK	17.07456G	57.85	68.20	-10.35	21.13	3	Vertical	63	2.63	36.72	38.17	16.19	33.23

5.47-5.725GHz_802.11ax HEW80-BF_Nss1,(MCS0)_2TX

5690MHz Straddle 5.47-5.725GHz_TX

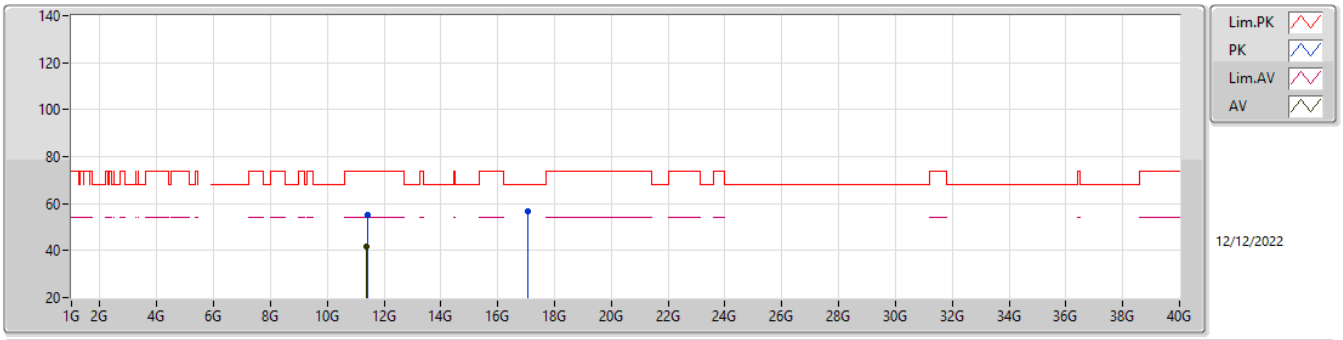

Type	Freq	Level	Limit	Margin	Factor	Dist	Condition	Azimuth	Height	Raw	AF	CL	PA
	(Hz)	(dBuV/m)	(dBuV/m)	(dB)	(dB)	(m)		(°)	(m)	(dBuV)	(dB)	(dB)	(dB)
AV	11.38648G	41.72	54.00	-12.28	18.18	3	Horizontal	289	3.00	23.54	39.19	13.07	34.08
PK	11.40856G	55.20	74.00	-18.80	18.19	3	Horizontal	289	3.00	37.01	39.19	13.08	34.08
PK	17.07504G	56.97	68.20	-11.23	21.14	3	Horizontal	224	1.50	35.83	38.18	16.19	33.23

5.725-5.85GHz_802.11ax HEW80-BF_Nss1,(MCS0)_2TX

5775MHz_TX

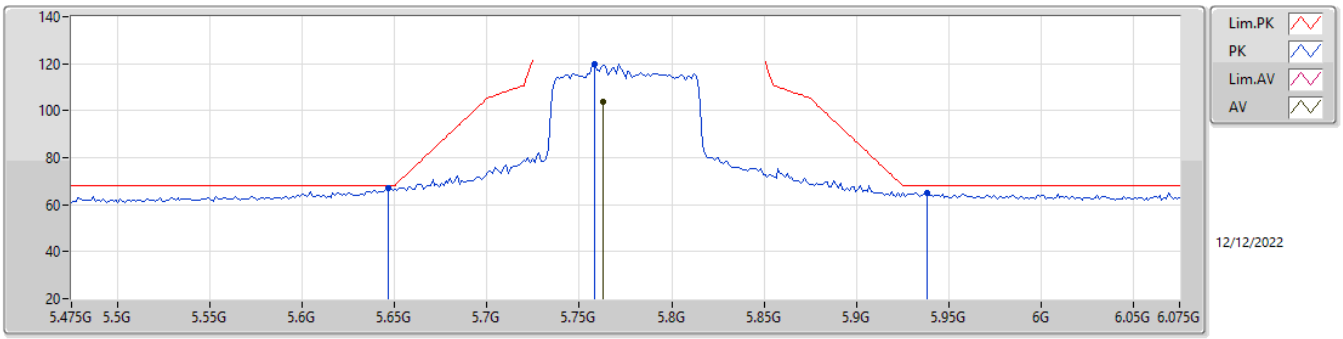

Type	Freq	Level	Limit	Margin	Factor	Dist	Condition	Azimuth	Height	Raw	AF	CL	PA
	(Hz)	(dBuV/m)	(dBuV/m)	(dB)	(dB)	(m)		(°)	(m)	(dBuV)	(dB)	(dB)	(dB)
AV	5.763G	103.84	Inf	-Inf	9.84	3	Vertical	192	2.14	94.00	33.88	10.16	34.20
PK	5.6466G	66.98	68.20	-1.22	8.91	3	Vertical	192	2.14	58.07	33.00	10.10	34.19
PK	5.7582G	119.76	Inf	-Inf	9.81	3	Vertical	192	2.14	109.95	33.85	10.16	34.20
PK	5.9382G	65.25	68.20	-2.95	10.28	3	Vertical	192	2.14	54.97	34.22	10.28	34.22

5.725-5.85GHz_802.11ax HEW80-BF_Nss1,(MCS0)_2TX

5775MHz_TX

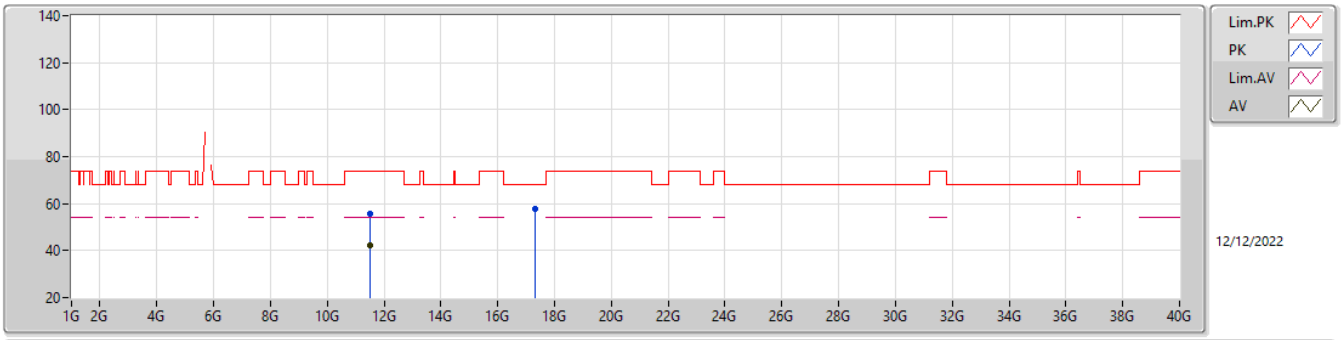

Type	Freq	Level	Limit	Margin	Factor	Dist	Condition	Azimuth	Height	Raw	AF	CL	PA
	(Hz)	(dBuV/m)	(dBuV/m)	(dB)	(dB)	(m)		(°)	(m)	(dBuV)	(dB)	(dB)	(dB)
AV	11.49048G	42.37	54.00	-11.63	18.16	3	Vertical	88	2.40	24.21	39.11	13.11	34.06
PK	11.49744G	55.71	74.00	-18.29	18.15	3	Vertical	88	2.40	37.56	39.10	13.11	34.06
PK	17.33076G	57.93	68.20	-10.27	21.30	3	Vertical	59	2.32	36.63	38.39	16.23	33.32

5.725-5.85GHz_802.11ax HEW80-BF_Nss1,(MCS0)_2TX

5775MHz_TX

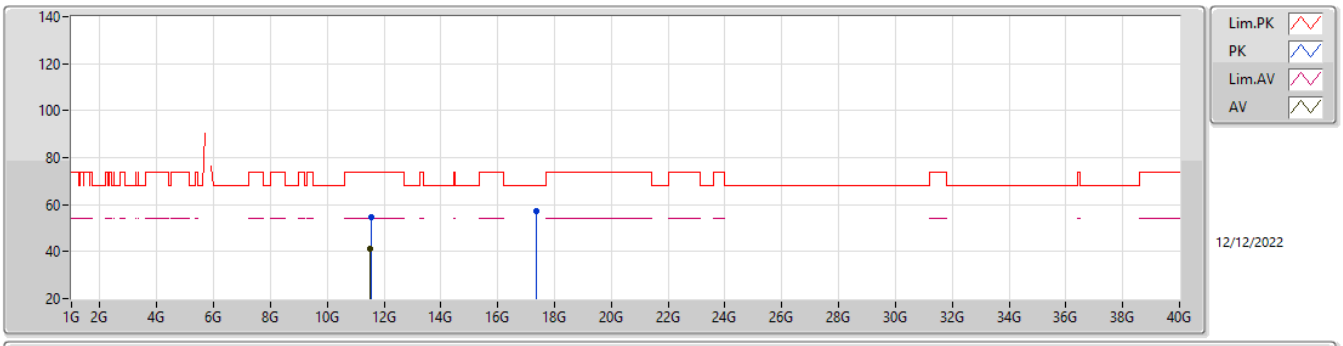

Type	Freq	Level	Limit	Margin	Factor	Dist	Condition	Azimuth	Height	Raw	AF	CL	PA
	(Hz)	(dBuV/m)	(dBuV/m)	(dB)	(dB)	(m)		(°)	(m)	(dBuV)	(dB)	(dB)	(dB)
AV	11.5056G	41.22	54.00	-12.78	18.14	3	Horizontal	233	1.50	23.08	39.08	13.12	34.06
PK	11.56536G	54.72	74.00	-19.28	17.88	3	Horizontal	233	1.50	36.84	38.84	13.14	34.10
PK	17.37684G	57.17	68.20	-11.03	21.44	3	Horizontal	275	1.50	35.73	38.53	16.24	33.33

Summary

Mode	Result	Type	Freq (Hz)	Level (dBuV/m)	Limit (dBuV/m)	Margin (dB)	Condition
Mode 1	Pass	AV	4.8023G	43.44	54.00	-10.56	Vertical
Mode 2	Pass	AV	4.82378G	45.37	54.00	-8.63	Horizontal
Mode 3	Pass	AV	1.59621G	31.41	54.00	-22.59	Vertical
Mode 4	Pass	AV	7.38731G	51.80	54.00	-2.20	Horizontal
Mode 5	Pass	AV	4.82391G	46.82	54.00	-7.18	Horizontal
Mode 6	Pass	AV	4.82419G	45.77	54.00	-8.23	Vertical
Mode 7	Pass	AV	4.27322G	31.00	54.00	-23.00	Vertical
Mode 8	Pass	AV	7.38584G	48.64	54.00	-5.36	Horizontal

Result

Mode	Result	Type	Freq (Hz)	Level (dBuV/m)	Limit (dBuV/m)	Margin (dB)	Factor (dB/m)	Dist (m)	Condition	Azimuth (°)	Height (m)
Mode 1	Pass	AV	1.5837G	29.50	54.00	-24.50	-4.27	3	Vertical	0	2.78
Mode 1	Pass	AV	4.8023G	43.44	54.00	-10.56	4.92	3	Vertical	14	1.44
Mode 1	Pass	PK	1.597G	48.23	74.00	-25.77	-4.27	3	Vertical	0	2.78
Mode 1	Pass	PK	4.803G	44.85	74.00	-29.15	4.93	3	Vertical	14	1.44
Mode 1	Pass	AV	1.3872G	38.13	74.00	-35.87	-4.41	3	Horizontal	0	1.47
Mode 1	Pass	AV	1.991G	24.77	68.20	-43.43	-2.71	3	Horizontal	344	1.75
Mode 1	Pass	PK	1.387G	41.81	74.00	-32.19	-4.42	3	Horizontal	0	1.47
Mode 1	Pass	PK	1.991G	41.67	68.20	-26.53	-2.71	3	Horizontal	344	1.75
Mode 2	Pass	AV	1.58371G	38.85	54.00	-15.15	-4.27	3	Vertical	0	3.00
Mode 2	Pass	AV	1.811G	22.73	68.20	-45.47	-4.41	3	Vertical	321	1.49
Mode 2	Pass	PK	1.583G	47.86	74.00	-26.14	-4.26	3	Vertical	0	3.00
Mode 2	Pass	PK	1.818G	43.00	68.20	-25.20	-4.37	3	Vertical	321	1.49
Mode 2	Pass	AV	1.3987G	23.45	54.00	-30.55	-4.41	3	Horizontal	360	1.50
Mode 2	Pass	AV	4.82378G	45.37	54.00	-8.63	5.05	3	Horizontal	10	1.87
Mode 2	Pass	PK	1.397G	39.02	74.00	-34.98	-4.40	3	Horizontal	360	1.50
Mode 2	Pass	PK	4.824G	49.60	74.00	-24.40	5.05	3	Horizontal	10	1.87
Mode 3	Pass	AV	1.59621G	31.41	54.00	-22.59	-4.28	3	Vertical	180	2.12
Mode 3	Pass	AV	3.19871G	32.15	68.20	-36.05	1.28	3	Vertical	355	1.74
Mode 3	Pass	PK	1.596G	47.80	74.00	-26.20	-4.28	3	Vertical	180	2.12
Mode 3	Pass	PK	3.192G	42.60	68.20	-25.60	1.26	3	Vertical	355	1.74
Mode 3	Pass	AV	1.58412G	28.92	54.00	-25.08	-4.27	3	Horizontal	178	2.49
Mode 3	Pass	AV	3.5841G	28.98	68.20	-39.22	1.36	3	Horizontal	234	1.87
Mode 3	Pass	PK	1.584G	46.99	74.00	-27.01	-4.27	3	Horizontal	178	2.49
Mode 3	Pass	PK	3.584G	43.21	68.20	-24.99	1.36	3	Horizontal	234	1.87
Mode 4	Pass	AV	1.581G	26.89	54.00	-27.11	-4.26	3	Vertical	158	1.50
Mode 4	Pass	AV	7.38751G	49.24	54.00	-4.76	10.36	3	Vertical	276	1.50
Mode 4	Pass	PK	1.5812G	39.75	129.15	-89.40	-13.78	3	Vertical	158	1.50
Mode 4	Pass	PK	7.387G	53.37	74.00	-20.63	10.36	3	Vertical	276	1.50
Mode 4	Pass	AV	1.58531G	27.29	54.00	-26.71	-4.27	3	Horizontal	311	2.09
Mode 4	Pass	AV	7.38731G	51.80	54.00	-2.20	10.36	3	Horizontal	87	1.99
Mode 4	Pass	PK	1.585G	46.10	74.00	-27.90	-4.27	3	Horizontal	311	2.09
Mode 4	Pass	PK	7.387G	53.39	74.00	-20.61	10.36	3	Horizontal	87	1.99
Mode 5	Pass	AV	1.58321G	27.31	54.00	-26.69	-4.26	3	Vertical	360	2.91
Mode 5	Pass	AV	4.82431G	46.72	54.00	-7.28	5.06	3	Vertical	5	1.50
Mode 5	Pass	PK	1.583G	47.85	74.00	-26.15	-4.26	3	Vertical	360	2.91
Mode 5	Pass	PK	4.824G	50.91	74.00	-23.09	5.05	3	Vertical	5	1.50
Mode 5	Pass	AV	1.5981G	29.50	54.00	-24.50	-4.28	3	Horizontal	355	1.47
Mode 5	Pass	AV	4.82391G	46.82	54.00	-7.18	5.05	3	Horizontal	360	1.61
Mode 5	Pass	PK	1.585G	47.31	74.00	-26.69	-4.27	3	Horizontal	355	1.47
Mode 5	Pass	PK	4.824G	48.14	74.00	-25.86	5.05	3	Horizontal	360	1.61
Mode 6	Pass	AV	1.57631G	30.48	54.00	-23.52	-4.25	3	Vertical	99	1.77
Mode 6	Pass	AV	4.82419G	45.77	54.00	-8.23	5.06	3	Vertical	25	1.50
Mode 6	Pass	PK	1.5871G	48.18	74.00	-25.82	-4.27	3	Vertical	99	1.77
Mode 6	Pass	PK	4.82433G	47.62	74.00	-26.38	5.06	3	Vertical	25	1.50
Mode 6	Pass	AV	1.5812G	27.32	54.00	-26.68	-4.26	3	Horizontal	0	1.99
Mode 6	Pass	AV	4.82412G	45.34	54.00	-8.66	5.05	3	Horizontal	15	1.57
Mode 6	Pass	PK	1.5813G	46.61	74.00	-27.39	-4.26	3	Horizontal	0	1.99
Mode 6	Pass	PK	4.82369G	47.66	74.00	-26.34	5.05	3	Horizontal	15	1.57
Mode 7	Pass	AV	1.7534G	29.54	68.20	-38.66	-4.60	3	Vertical	47	1.55
Mode 7	Pass	AV	4.27322G	31.00	54.00	-23.00	3.58	3	Vertical	0	1.50

Mode	Result	Type	Freq (Hz)	Level (dBuV/m)	Limit (dBuV/m)	Margin (dB)	Factor (dB/m)	Dist (m)	Condition	Azimuth (°)	Height (m)
Mode 7	Pass	PK	1.75733G	42.49	68.20	-25.71	-4.60	3	Vertical	47	1.55
Mode 7	Pass	PK	4.27321G	44.31	74.00	-29.69	3.58	3	Vertical	0	1.50
Mode 7	Pass	AV	3.017G	28.48	68.20	-39.72	1.06	3	Horizontal	0	1.50
Mode 7	Pass	AV	4.0177G	30.65	54.00	-23.35	2.77	3	Horizontal	112	1.74
Mode 7	Pass	PK	3.007G	42.07	68.20	-26.13	1.03	3	Horizontal	0	1.50
Mode 7	Pass	PK	4.011G	43.68	74.00	-30.32	2.77	3	Horizontal	112	1.74
Mode 8	Pass	AV	1.58127G	37.56	54.00	-16.44	-4.26	3	Vertical	100	2.51
Mode 8	Pass	AV	7.38687G	48.03	54.00	-5.97	10.35	3	Vertical	79	1.79
Mode 8	Pass	PK	1.5854G	47.30	74.00	-26.70	-4.27	3	Vertical	100	2.51
Mode 8	Pass	PK	7.387G	52.32	74.00	-21.68	10.36	3	Vertical	79	1.79
Mode 8	Pass	AV	1.581374G	28.48	54.00	-25.52	-4.26	3	Horizontal	243	1.22
Mode 8	Pass	AV	7.38584G	48.64	54.00	-5.36	10.36	3	Horizontal	157	2.50
Mode 8	Pass	PK	1.581875G	46.60	74.00	-27.40	-4.25	3	Horizontal	243	1.22
Mode 8	Pass	PK	7.38788G	51.39	74.00	-22.61	10.36	3	Horizontal	157	2.50

Radiated Emissions above 1GHz_Mode 1

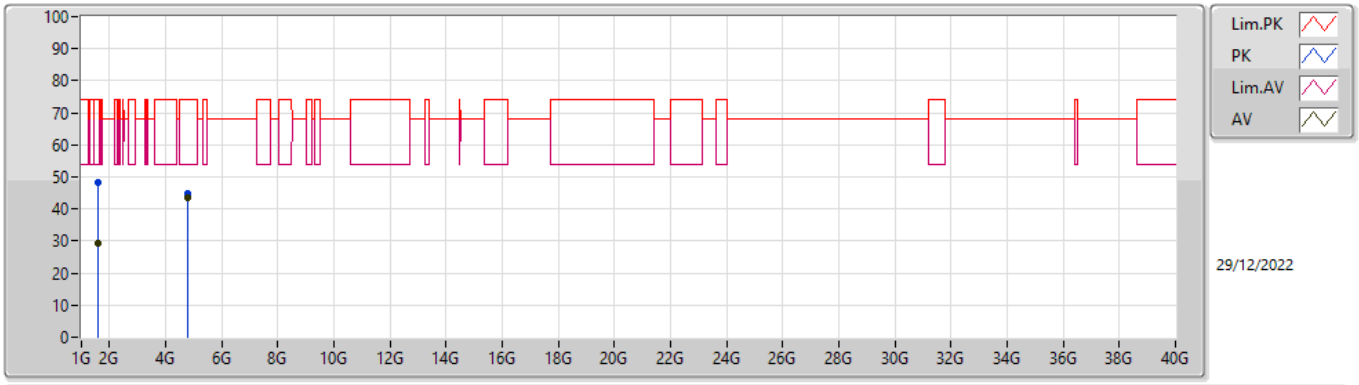

Type	Freq	Level	Limit	Margin	Factor	Dist	Condition	Azimuth	Height	Raw	AF	CL	PA
	(Hz)	(dBuV/m)	(dBuV/m)	(dB)	(dB/m)	(m)		(°)	(m)	(dBuV/m)	(dB/m)	(dB)	(dB)
AV	1.5837G	29.50	54.00	-24.50	-4.27	3	Vertical	0	2.78	33.77	25.63	3.89	33.79
AV	4.8023G	43.44	54.00	-10.56	4.92	3	Vertical	14	1.44	38.52	32.31	6.90	34.29
PK	1.597G	48.23	74.00	-25.77	-4.27	3	Vertical	0	2.78	52.50	25.61	3.91	33.79
PK	4.803G	44.85	74.00	-29.15	4.93	3	Vertical	14	1.44	39.92	32.32	6.90	34.29

Radiated Emissions above 1GHz_Mode 1

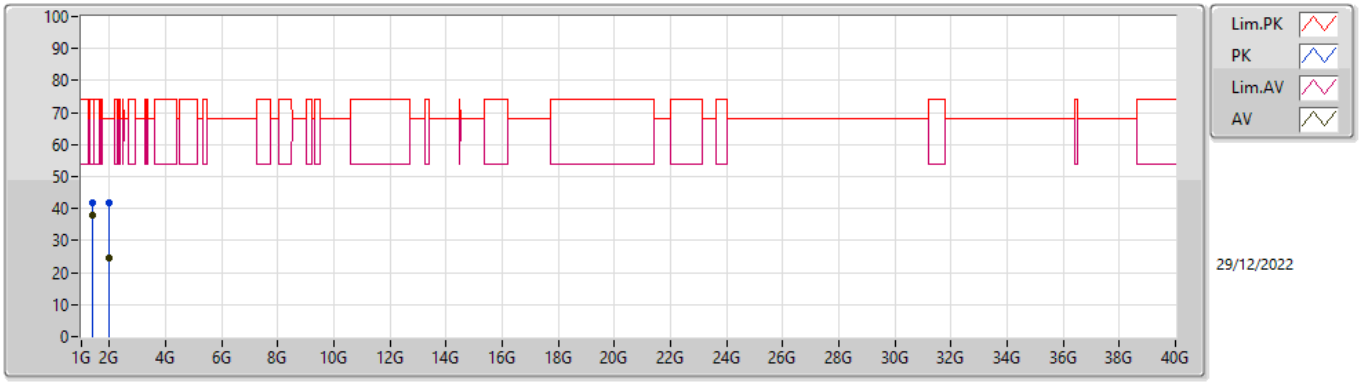

Type	Freq	Level	Limit	Margin	Factor	Dist	Condition	Azimuth	Height	Raw	AF	CL	PA
	(Hz)	(dBuV/m)	(dBuV/m)	(dB)	(dB/m)	(m)		(°)	(m)	(dBuV/m)	(dB/m)	(dB)	(dB)
AV	1.3872G	38.13	74.00	-35.87	-4.41	3	Horizontal	0	1.47	42.54	25.93	3.62	33.96
AV	1.991G	24.77	68.20	-43.43	-2.71	3	Horizontal	344	1.75	27.48	26.73	4.37	33.81
PK	1.387G	41.81	74.00	-32.19	-4.42	3	Horizontal	0	1.47	46.23	25.93	3.62	33.97
PK	1.991G	41.67	68.20	-26.53	-2.71	3	Horizontal	344	1.75	44.38	26.73	4.37	33.81

Radiated Emissions above 1GHz_Mode 2

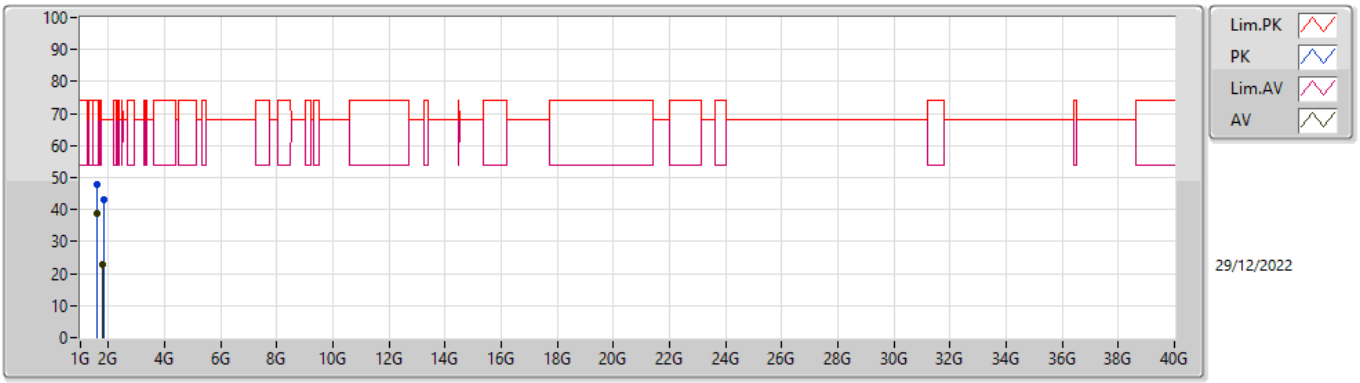

Type	Freq	Level	Limit	Margin	Factor	Dist	Condition	Azimuth	Height	Raw	AF	CL	PA
	(Hz)	(dBuV/m)	(dBuV/m)	(dB)	(dB/m)	(m)		(°)	(m)	(dBuV/m)	(dB/m)	(dB)	(dB)
AV	1.58371G	38.85	54.00	-15.15	-4.27	3	Vertical	0	3.00	43.12	25.63	3.89	33.79
AV	1.811G	22.73	68.20	-45.47	-4.41	3	Vertical	321	1.49	27.14	25.24	4.15	33.80
PK	1.583G	47.86	74.00	-26.14	-4.26	3	Vertical	0	3.00	52.12	25.63	3.89	33.78
PK	1.818G	43.00	68.20	-25.20	-4.37	3	Vertical	321	1.49	47.37	25.27	4.16	33.80

Radiated Emissions above 1GHz_Mode 2

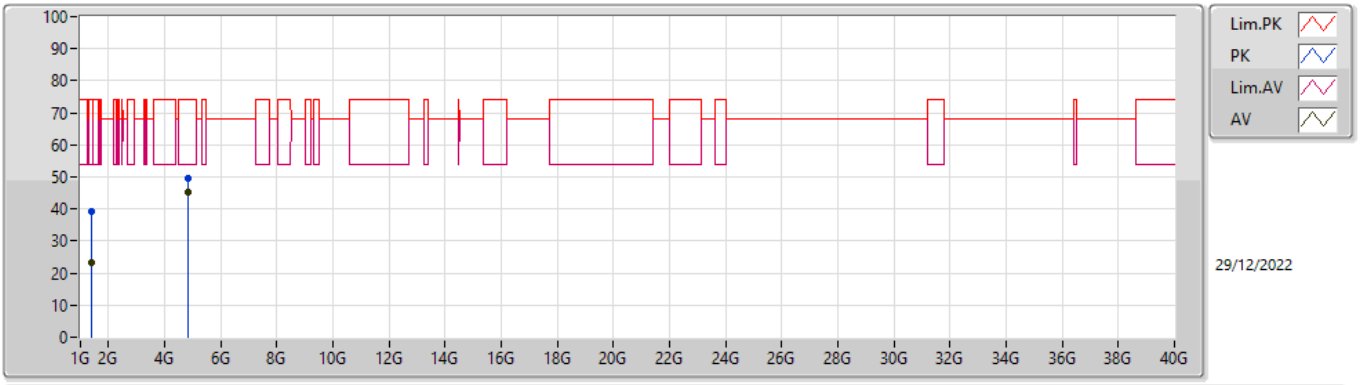

Type	Freq	Level	Limit	Margin	Factor	Dist	Condition	Azimuth	Height	Raw	AF	CL	PA
	(Hz)	(dBuV/m)	(dBuV/m)	(dB)	(dB/m)	(m)		(°)	(m)	(dBuV/m)	(dB/m)	(dB)	(dB)
AV	1.3987G	23.45	54.00	-30.55	-4.41	3	Horizontal	360	1.50	27.86	25.90	3.64	33.95
AV	4.82378G	45.37	54.00	-8.63	5.05	3	Horizontal	10	1.87	40.32	32.44	6.90	34.29
PK	1.397G	39.02	74.00	-34.98	-4.40	3	Horizontal	360	1.50	43.42	25.91	3.64	33.95
PK	4.824G	49.60	74.00	-24.40	5.05	3	Horizontal	10	1.87	44.55	32.44	6.90	34.29

Radiated Emissions above 1GHz_Mode 3

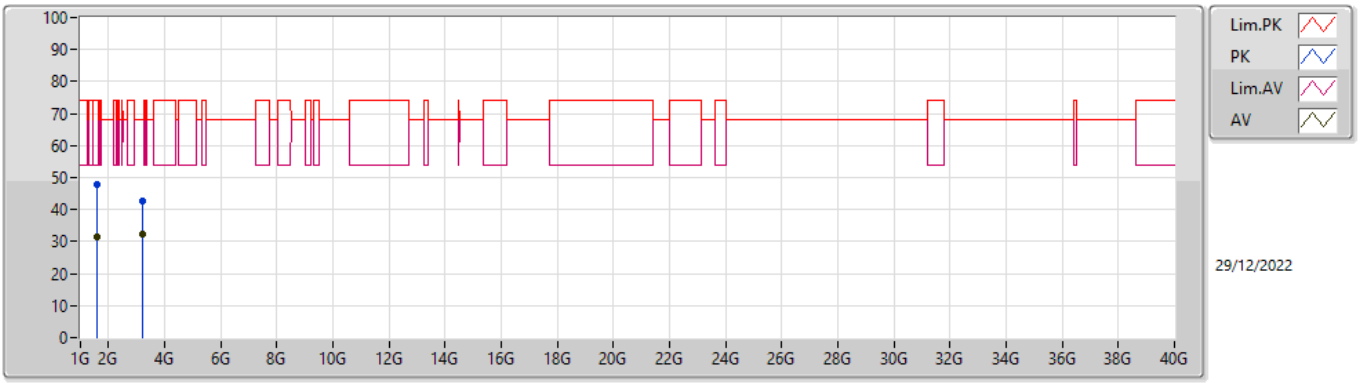

Type	Freq	Level	Limit	Margin	Factor	Dist	Condition	Azimuth	Height	Raw	AF	CL	PA
	(Hz)	(dBuV/m)	(dBuV/m)	(dB)	(dB/m)	(m)		(°)	(m)	(dBuV/m)	(dB/m)	(dB)	(dB)
AV	1.59621G	31.41	54.00	-22.59	-4.28	3	Vertical	180	2.12	35.69	25.61	3.90	33.79
AV	3.19871G	32.15	68.20	-36.05	1.28	3	Vertical	355	1.74	30.87	29.90	5.55	34.17
PK	1.596G	47.80	74.00	-26.20	-4.28	3	Vertical	180	2.12	52.08	25.61	3.90	33.79
PK	3.192G	42.60	68.20	-25.60	1.26	3	Vertical	355	1.74	41.34	29.88	5.55	34.17

Radiated Emissions above 1GHz_Mode 3

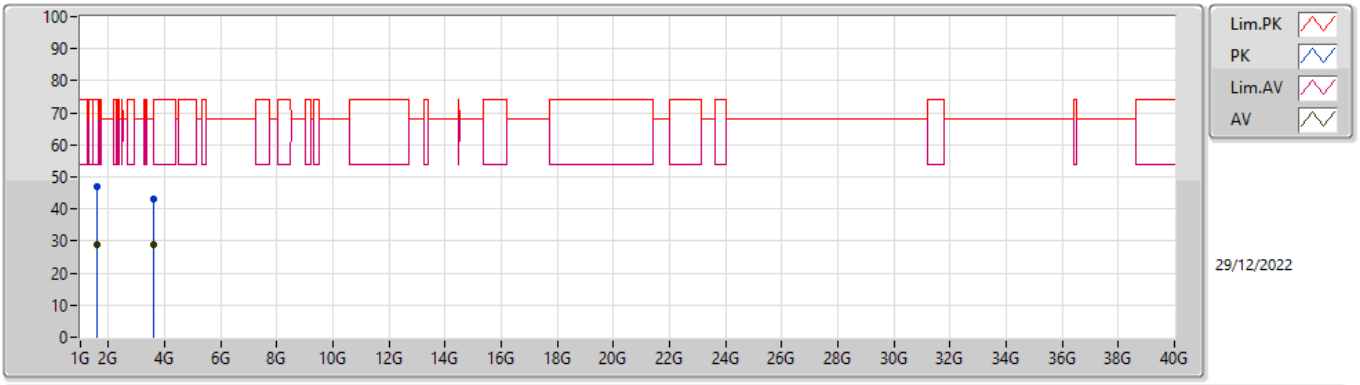

Type	Freq	Level	Limit	Margin	Factor	Dist	Condition	Azimuth	Height	Raw	AF	CL	PA
	(Hz)	(dBuV/m)	(dBuV/m)	(dB)	(dB/m)	(m)		(°)	(m)	(dBuV/m)	(dB/m)	(dB)	(dB)
AV	1.58412G	28.92	54.00	-25.08	-4.27	3	Horizontal	178	2.49	33.19	25.63	3.89	33.79
AV	3.5841G	28.98	68.20	-39.22	1.36	3	Horizontal	234	1.87	27.62	29.64	5.95	34.23
PK	1.584G	46.99	74.00	-27.01	-4.27	3	Horizontal	178	2.49	51.26	25.63	3.89	33.79
PK	3.584G	43.21	68.20	-24.99	1.36	3	Horizontal	234	1.87	41.85	29.64	5.95	34.23

Radiated Emissions above 1GHz_Mode 4

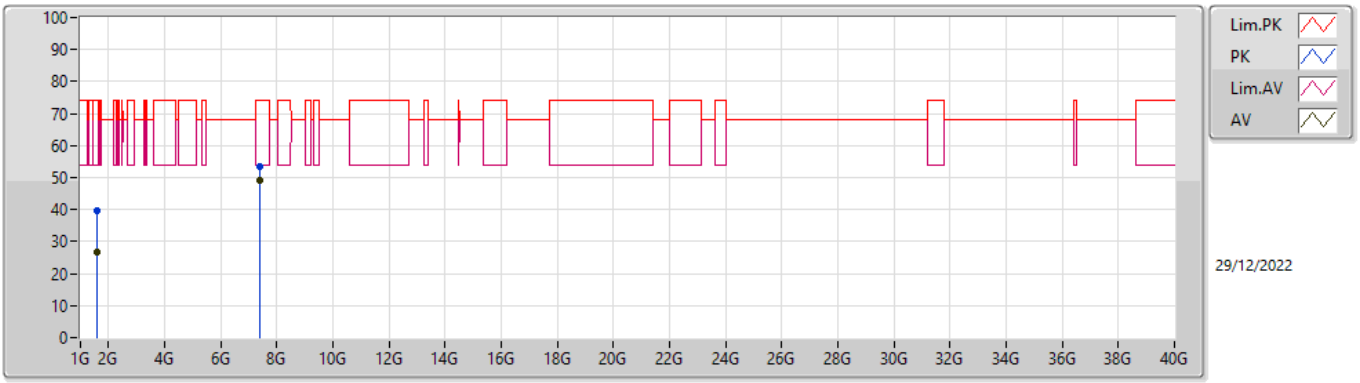

Type	Freq	Level	Limit	Margin	Factor	Dist	Condition	Azimuth	Height	Raw	AF	CL	PA
	(Hz)	(dBuV/m)	(dBuV/m)	(dB)	(dB/m)	(m)		(°)	(m)	(dBuV/m)	(dB/m)	(dB)	(dB)
AV	1.581G	26.89	54.00	-27.11	-4.26	3	Vertical	158	1.50	31.15	25.64	3.88	33.78
AV	7.38751G	49.24	54.00	-4.76	10.36	3	Vertical	276	1.50	38.88	36.55	8.62	34.81
PK	1.5812G	39.75	129.15	-89.40	-13.78	3	Vertical	158	1.50	53.53	20.90	1.56	36.24
PK	7.387G	53.37	74.00	-20.63	10.36	3	Vertical	276	1.50	43.01	36.55	8.62	34.81

Radiated Emissions above 1GHz_Mode 4

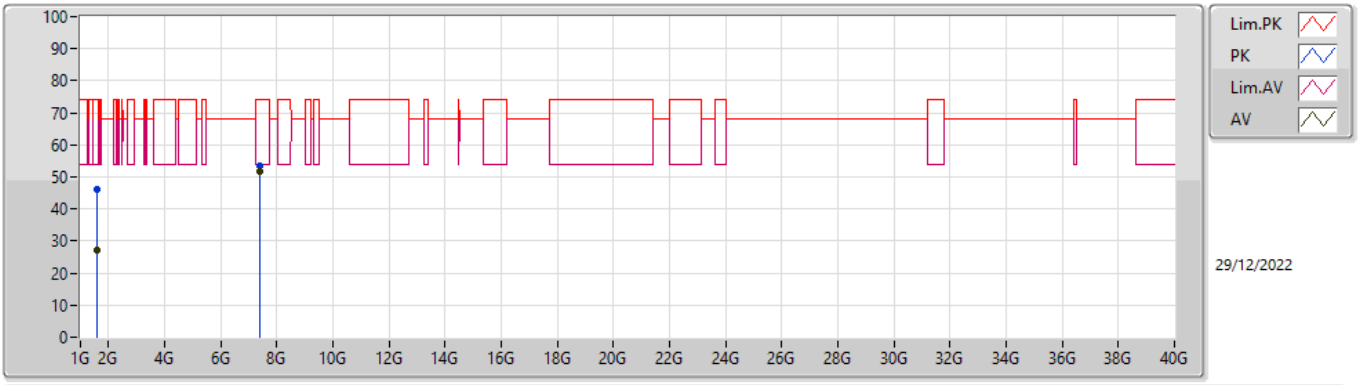

Type	Freq	Level	Limit	Margin	Factor	Dist	Condition	Azimuth	Height	Raw	AF	CL	PA
	(Hz)	(dBuV/m)	(dBuV/m)	(dB)	(dB/m)	(m)		(°)	(m)	(dBuV/m)	(dB/m)	(dB)	(dB)
AV	1.58531G	27.29	54.00	-26.71	-4.27	3	Horizontal	311	2.09	31.56	25.63	3.89	33.79
AV	7.38731G	51.80	54.00	-2.20	10.36	3	Horizontal	87	1.99	41.44	36.55	8.62	34.81
PK	1.585G	46.10	74.00	-27.90	-4.27	3	Horizontal	311	2.09	50.37	25.63	3.89	33.79
PK	7.387G	53.39	74.00	-20.61	10.36	3	Horizontal	87	1.99	43.03	36.55	8.62	34.81

Radiated Emissions above 1GHz_Mode 5

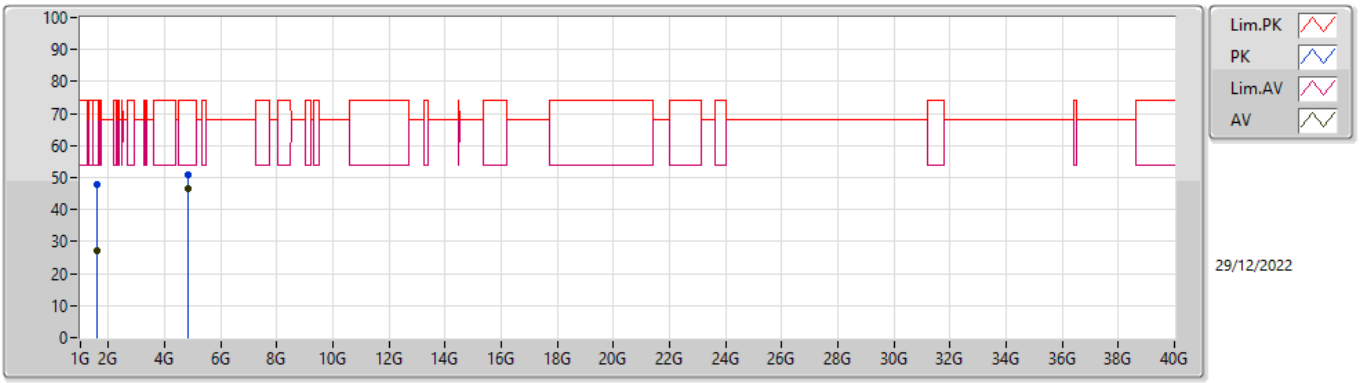

Type	Freq	Level	Limit	Margin	Factor	Dist	Condition	Azimuth	Height	Raw	AF	CL	PA
	(Hz)	(dBuV/m)	(dBuV/m)	(dB)	(dB/m)	(m)		(°)	(m)	(dBuV/m)	(dB/m)	(dB)	(dB)
AV	1.58321G	27.31	54.00	-26.69	-4.26	3	Vertical	360	2.91	31.57	25.63	3.89	33.78
AV	4.82431G	46.72	54.00	-7.28	5.06	3	Vertical	5	1.50	41.66	32.45	6.90	34.29
PK	1.583G	47.85	74.00	-26.15	-4.26	3	Vertical	360	2.91	52.11	25.63	3.89	33.78
PK	4.824G	50.91	74.00	-23.09	5.05	3	Vertical	5	1.50	45.86	32.44	6.90	34.29

Radiated Emissions above 1GHz_Mode 5

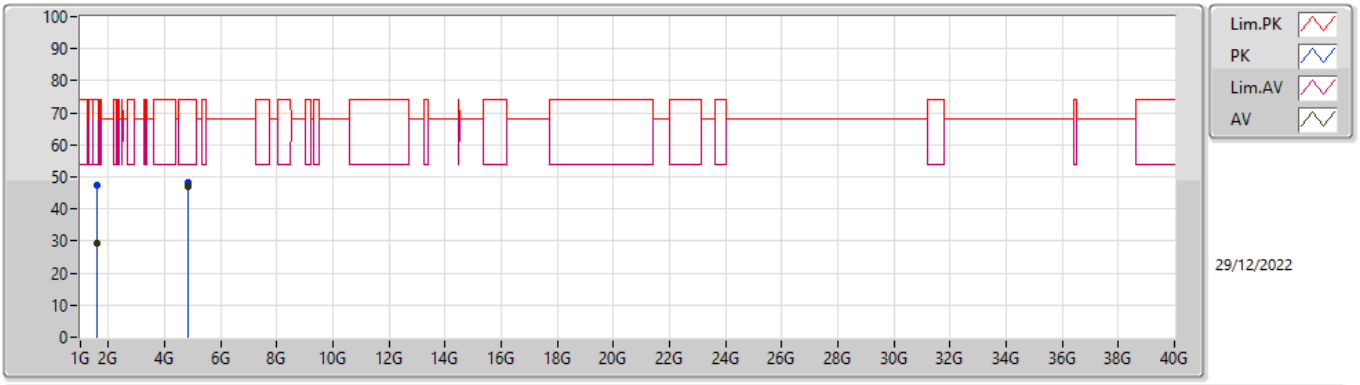

Type	Freq	Level	Limit	Margin	Factor	Dist	Condition	Azimuth	Height	Raw	AF	CL	PA
	(Hz)	(dBuV/m)	(dBuV/m)	(dB)	(dB/m)	(m)		(°)	(m)	(dBuV/m)	(dB/m)	(dB)	(dB)
AV	1.5981G	29.50	54.00	-24.50	-4.28	3	Horizontal	355	1.47	33.78	25.60	3.91	33.79
AV	4.82391G	46.82	54.00	-7.18	5.05	3	Horizontal	360	1.61	41.77	32.44	6.90	34.29
PK	1.585G	47.31	74.00	-26.69	-4.27	3	Horizontal	355	1.47	51.58	25.63	3.89	33.79
PK	4.824G	48.14	74.00	-25.86	5.05	3	Horizontal	360	1.61	43.09	32.44	6.90	34.29

Radiated Emissions above 1GHz_Mode 6

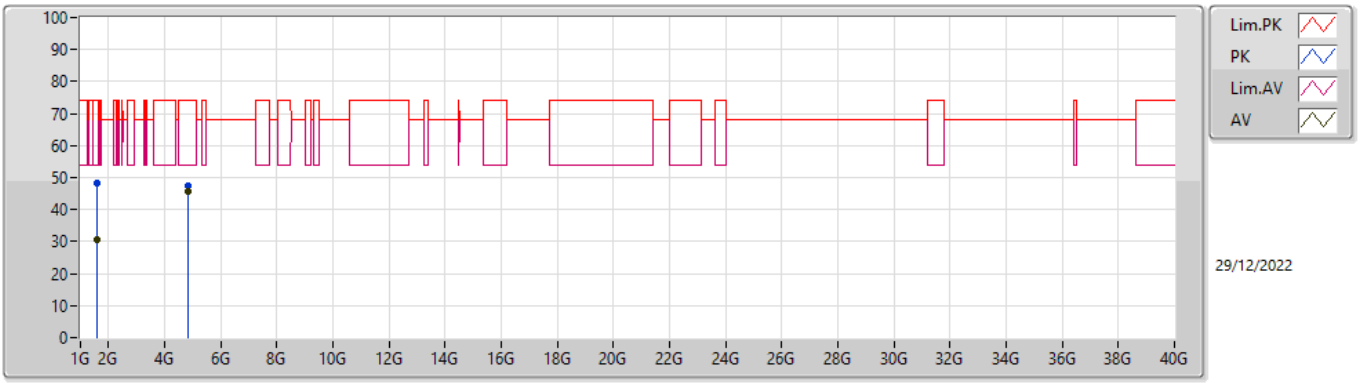

Type	Freq	Level	Limit	Margin	Factor	Dist	Condition	Azimuth	Height	Raw	AF	CL	PA
	(Hz)	(dBuV/m)	(dBuV/m)	(dB)	(dB/m)	(m)		(°)	(m)	(dBuV/m)	(dB/m)	(dB)	(dB)
AV	1.57631G	30.48	54.00	-23.52	-4.25	3	Vertical	99	1.77	34.73	25.65	3.88	33.78
AV	4.82419G	45.77	54.00	-8.23	5.06	3	Vertical	25	1.50	40.71	32.45	6.90	34.29
PK	1.5871G	48.18	74.00	-25.82	-4.27	3	Vertical	99	1.77	52.45	25.63	3.89	33.79
PK	4.82433G	47.62	74.00	-26.38	5.06	3	Vertical	25	1.50	42.56	32.45	6.90	34.29

Radiated Emissions above 1GHz_Mode 6

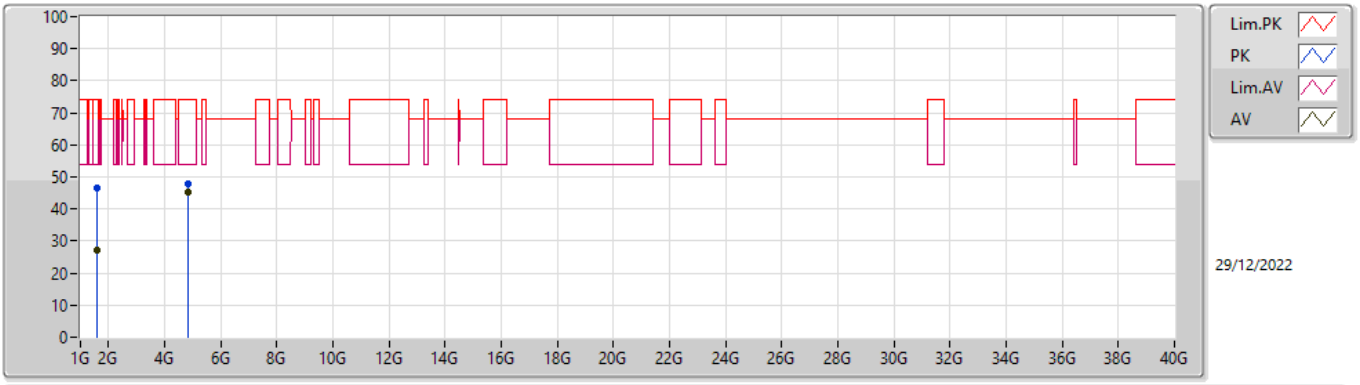

Type	Freq	Level	Limit	Margin	Factor	Dist	Condition	Azimuth	Height	Raw	AF	CL	PA
	(Hz)	(dBuV/m)	(dBuV/m)	(dB)	(dB/m)	(m)		(°)	(m)	(dBuV/m)	(dB/m)	(dB)	(dB)
AV	1.5812G	27.32	54.00	-26.68	-4.26	3	Horizontal	0	1.99	31.58	25.64	3.88	33.78
AV	4.82412G	45.34	54.00	-8.66	5.05	3	Horizontal	15	1.57	40.29	32.44	6.90	34.29
PK	1.5813G	46.61	74.00	-27.39	-4.26	3	Horizontal	0	1.99	50.87	25.64	3.88	33.78
PK	4.82369G	47.66	74.00	-26.34	5.05	3	Horizontal	15	1.57	42.61	32.44	6.90	34.29

Radiated Emissions above 1GHz_Mode 7

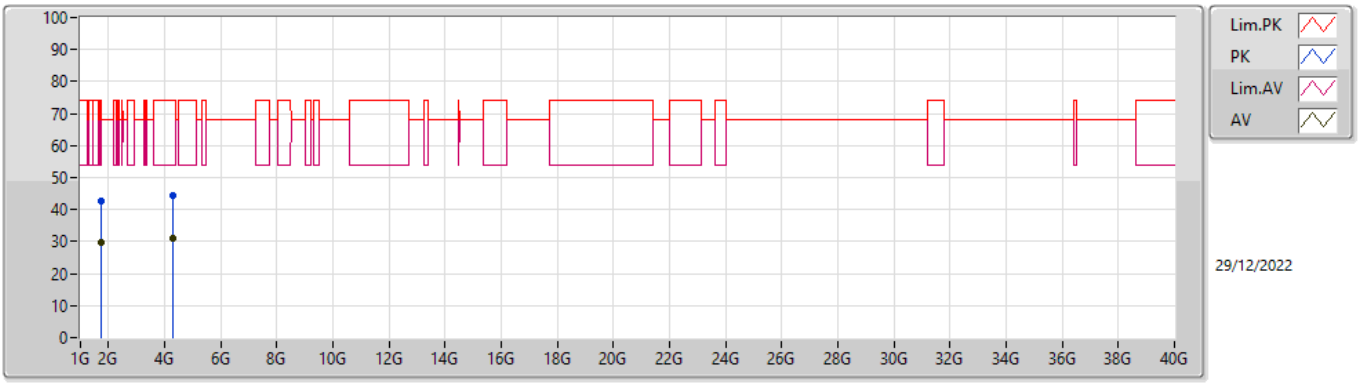

Type	Freq	Level	Limit	Margin	Factor	Dist	Condition	Azimuth	Height	Raw	AF	CL	PA
	(Hz)	(dBuV/m)	(dBuV/m)	(dB)	(dB/m)	(m)		(°)	(m)	(dBuV/m)	(dB/m)	(dB)	(dB)
AV	1.7534G	29.54	68.20	-38.66	-4.60	3	Vertical	47	1.55	34.14	25.11	4.09	33.80
AV	4.27322G	31.00	54.00	-23.00	3.58	3	Vertical	0	1.50	27.42	31.45	6.42	34.29
PK	1.75733G	42.49	68.20	-25.71	-4.60	3	Vertical	47	1.55	47.09	25.11	4.09	33.80
PK	4.27321G	44.31	74.00	-29.69	3.58	3	Vertical	0	1.50	40.73	31.45	6.42	34.29

Radiated Emissions above 1GHz_Mode 7

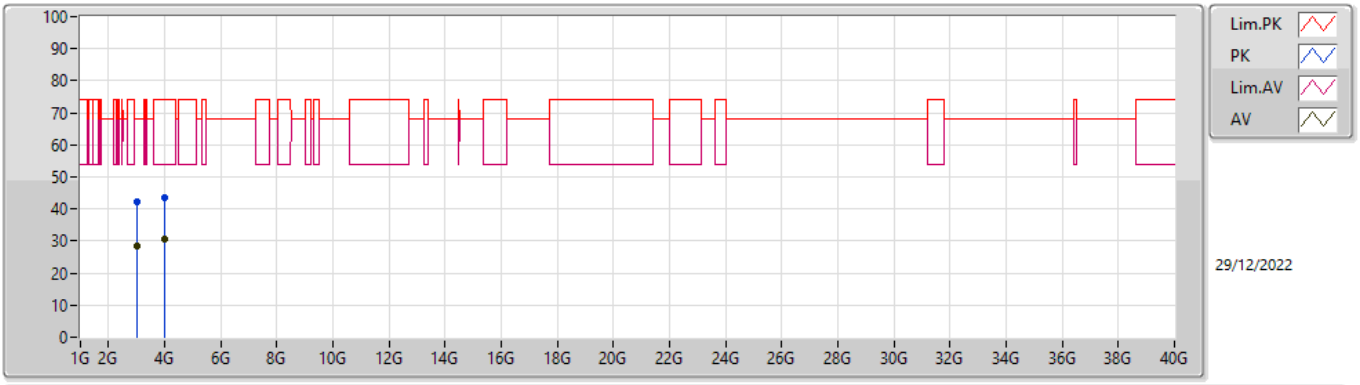

Type	Freq	Level	Limit	Margin	Factor	Dist	Condition	Azimuth	Height	Raw	AF	CL	PA
	(Hz)	(dBuV/m)	(dBuV/m)	(dB)	(dB/m)	(m)		(°)	(m)	(dBuV/m)	(dB/m)	(dB)	(dB)
AV	3.017G	28.48	68.20	-39.72	1.06	3	Horizontal	0	1.50	27.42	29.73	5.46	34.13
AV	4.0177G	30.65	54.00	-23.35	2.77	3	Horizontal	112	1.74	27.88	30.80	6.22	34.25
PK	3.007G	42.07	68.20	-26.13	1.03	3	Horizontal	0	1.50	41.04	29.71	5.45	34.13
PK	4.011G	43.68	74.00	-30.32	2.77	3	Horizontal	112	1.74	40.91	30.80	6.22	34.25

Radiated Emissions above 1GHz_Mode 8

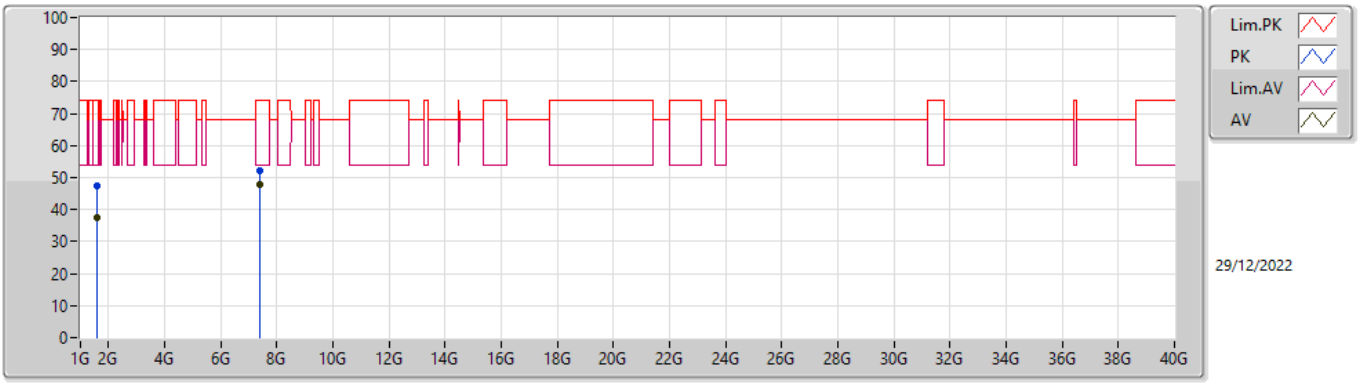

Type	Freq	Level	Limit	Margin	Factor	Dist	Condition	Azimuth	Height	Raw	AF	CL	PA
	(Hz)	(dBuV/m)	(dBuV/m)	(dB)	(dB/m)	(m)		(°)	(m)	(dBuV/m)	(dB/m)	(dB)	(dB)
AV	1.58127G	37.56	54.00	-16.44	-4.26	3	Vertical	100	2.51	41.82	25.64	3.88	33.78
AV	7.38687G	48.03	54.00	-5.97	10.35	3	Vertical	79	1.79	37.68	36.55	8.61	34.81
PK	1.5854G	47.30	74.00	-26.70	-4.27	3	Vertical	100	2.51	51.57	25.63	3.89	33.79
PK	7.387G	52.32	74.00	-21.68	10.36	3	Vertical	79	1.79	41.96	36.55	8.62	34.81

Radiated Emissions above 1GHz_Mode 8

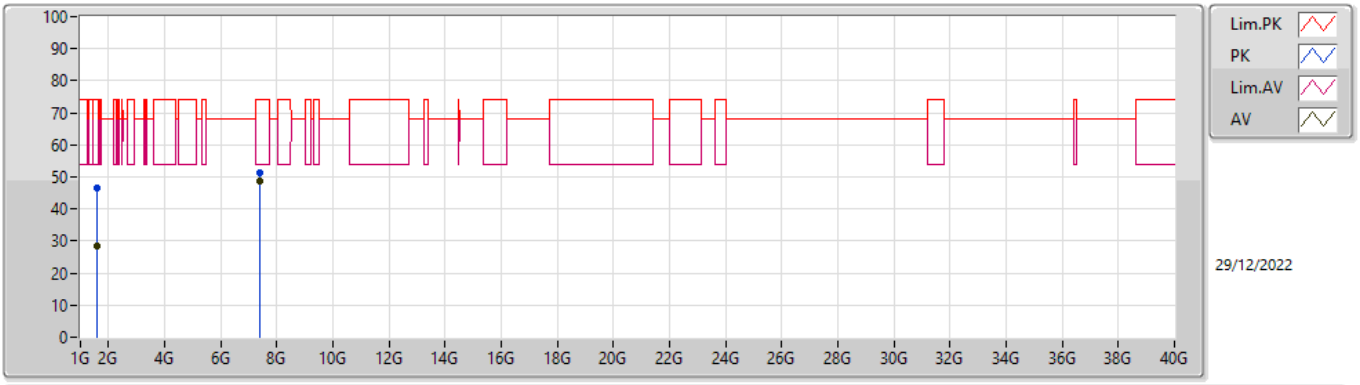

Type	Freq	Level	Limit	Margin	Factor	Dist	Condition	Azimuth	Height	Raw	AF	CL	PA
	(Hz)	(dBuV/m)	(dBuV/m)	(dB)	(dB/m)	(m)		(°)	(m)	(dBuV/m)	(dB/m)	(dB)	(dB)
AV	1.581374G	28.48	54.00	-25.52	-4.26	3	Horizontal	243	1.22	32.74	25.64	3.88	33.78
AV	7.38584G	48.64	54.00	-5.36	10.36	3	Horizontal	157	2.50	38.28	36.56	8.61	34.81
PK	1.581875G	46.60	74.00	-27.40	-4.25	3	Horizontal	243	1.22	50.85	25.64	3.89	33.78
PK	7.38788G	51.39	74.00	-22.61	10.36	3	Horizontal	157	2.50	41.03	36.55	8.62	34.81