Annex A. Photographs

A.1 Setup Photo





A.2 Test Sample

Main Antenna

Antenna Drawing

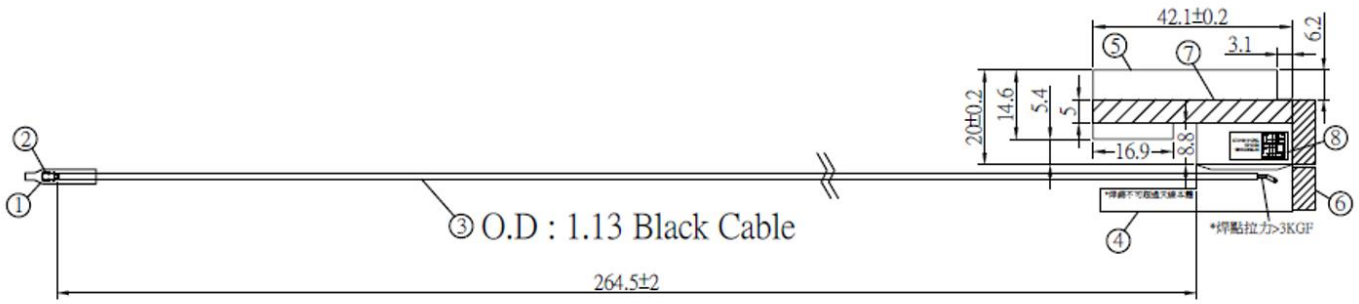

Antenna Photo

Front	Back
	
	

Note: antenna photo should include L type ruler

Aux Antenna

Antenna Drawing



Antenna Photo

Front	Back
 	 

Note: antenna photo should include L type ruler

Annex B. Antenna Location

B.1 Antenna Host Platform Location Information

Include a dimensioned photo(s) or dimensioned drawing(s) of Main and Aux antenna placements (measurements are not required for receive-only antenna).

Any antenna that transmits must show dimensions to bottom of laptop. Provide a description of the materials that are used for supporting or surrounding transmit antennas; for example, non-conductive plastics vs. conductive coated plastic or metallic materials.

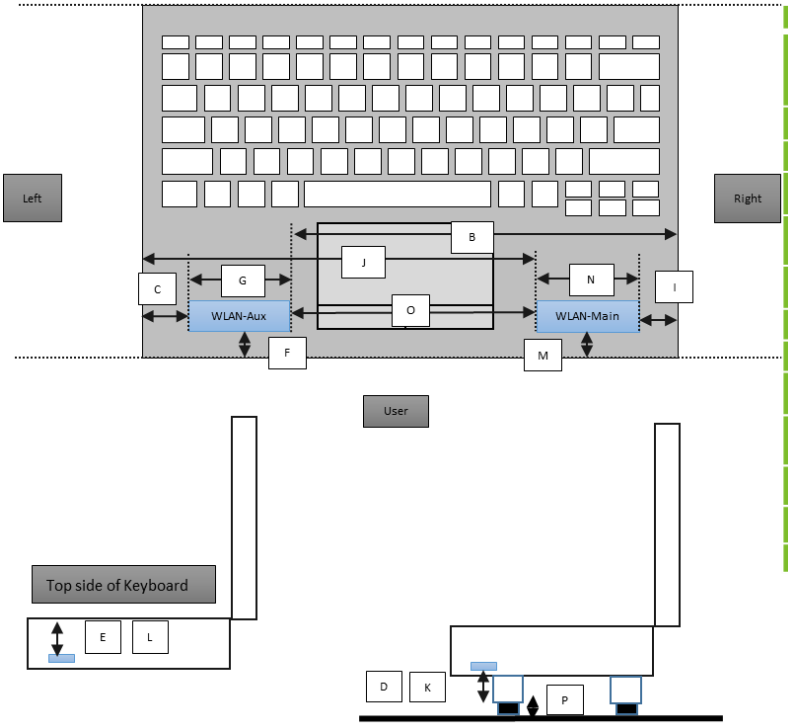

Minimum Separation Distance			
Item	Antenna	Position	Distance (mm)
B	WLAN-Aux	to Right	281.2
C	WLAN-Aux	to Left	40.1
D	WLAN-Aux	to Bottom of laptop	10.89
E	WLAN-Aux	To Top side of Keyboard	3.8
F	WLAN-Aux	to User (front)	5
I	WLAN-Main	to Right	45.6
J	WLAN-Main	to Left	257.9
K	WLAN-Main	to Bottom of laptop	10.89
L	WLAN-Main	To Top side of Keyboard	3.8
M	WLAN-Main	to User (front)	5
O	Main-Aux	Main to Aux	195.1
P	NB	Bumper thickness	2.12

B.2 Antenna Dimensional Information for SAR Evaluation

Include a dimensioned photo(s) or dimensioned drawing(s) showing the distance (mm) between the transmit antennas and the user. For notebook/laptop hosts show lapheld position (example below). For tablet hosts show all orientations including lapheld, primary & secondary portrait, primary & secondary landscape positions. Include a description of any proximity sensors or power throttling implementations that limit or exclude use of any host orientation.

Antennas on the Panel Section

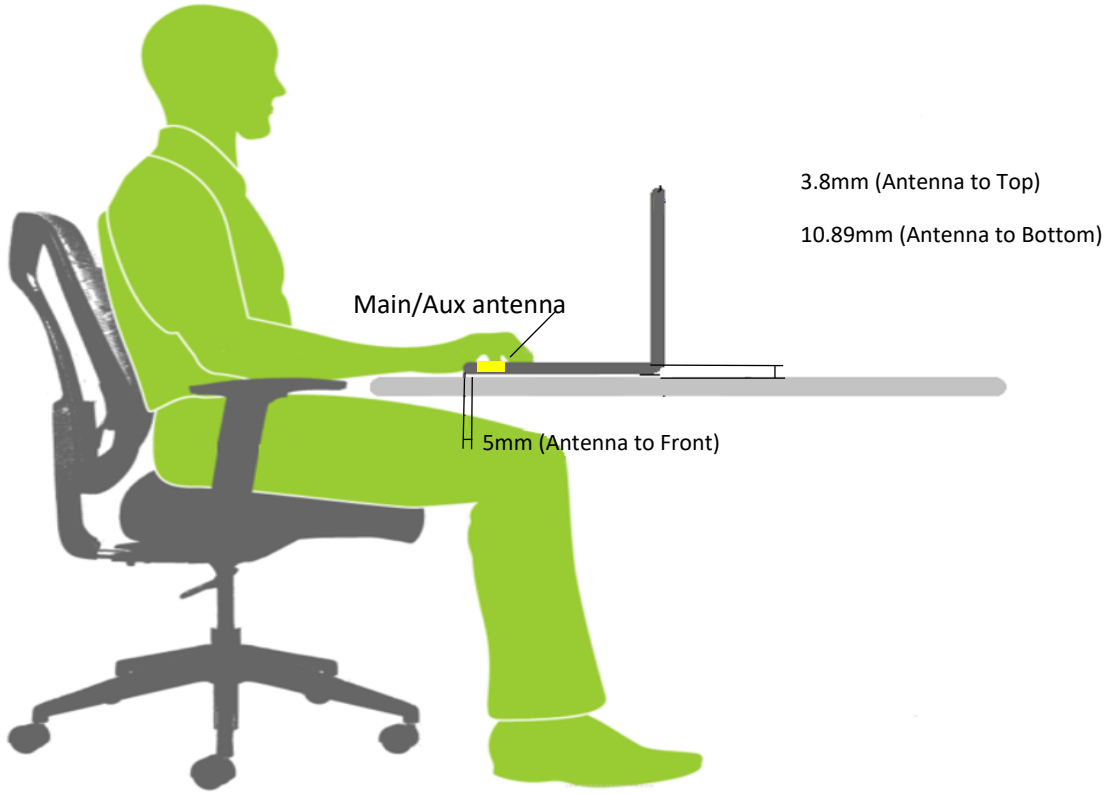

Antennas on the Keyboard Section

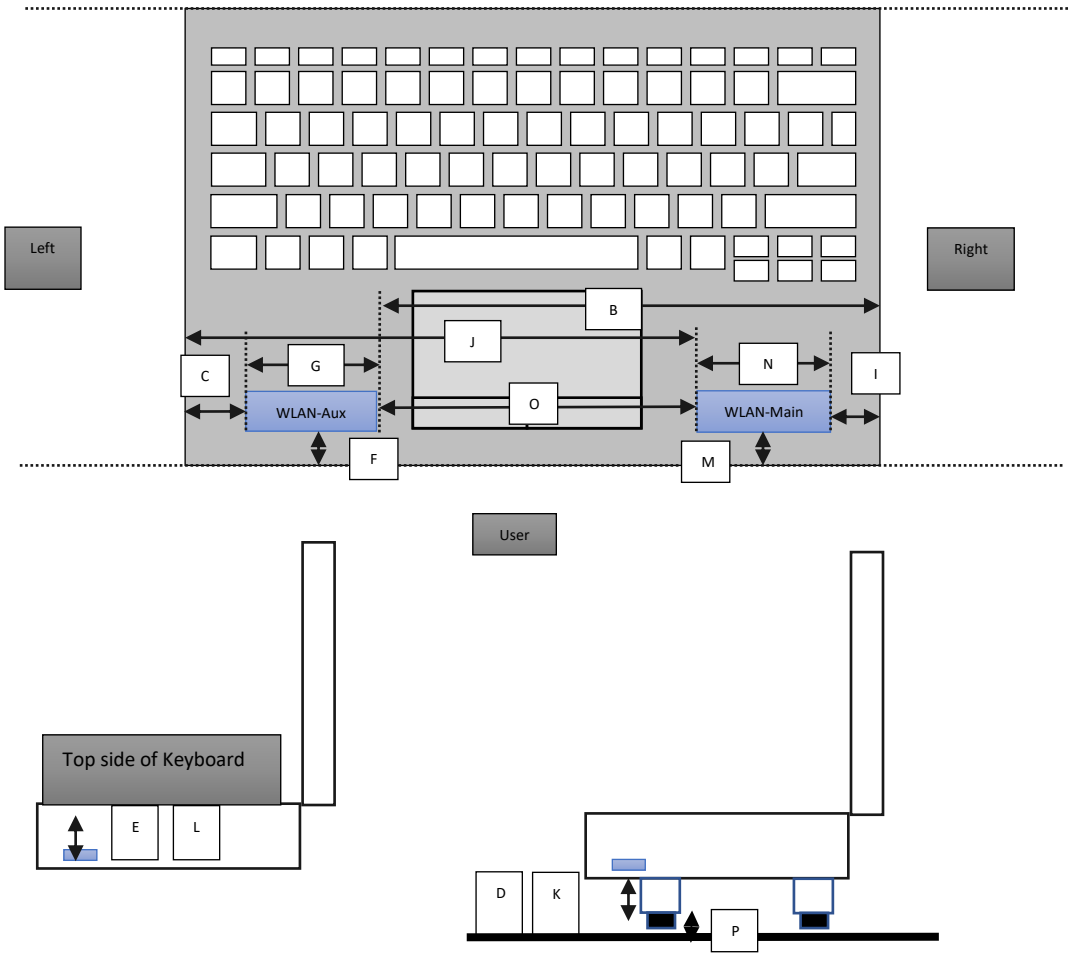

Minimum Separation Distance				
Item	**Antenna**	**Position**	**Distance (mm)**	**1g or 10g SAR**
B	WLAN-Aux	to Right	281.2	10g (ISED)
C	WLAN-Aux	to Left	40.1	10g (ISED)
D	WLAN-Aux	to Bottom of laptop	10.89	1g (FCC/ISED)
E	WLAN-Aux	To Top side of Keyboard	3.8	10g (ISED)
F	WLAN-Aux	to User (front)	5	1g (FCC/ISED)
I	WLAN-Main	to Right	45.6	10g (ISED)
J	WLAN-Main	to Left	257.9	10g (ISED)
K	WLAN-Main	to Bottom of laptop	10.89	1g (FCC/ISED)
L	WLAN-Main	To Top side of Keyboard	3.8	10g (ISED)
M	WLAN-Main	to User (front)	5	1g (FCC/ISED)
O	Main-Aux	Main to Aux	195.1	
P	NB	Bumper thickness	2.12	