Test Date: 16 February 2006
File Name: Touch Right 1600 MHz (DAE442 Probe1380) 16-02-06.da4
DUT: Thuraya Satelite Phone; Type: SG-2520; Serial: IMEI:36601300-030053-6

* Communication System: 1640 MHz Satelite; Frequency: 1643 MHz; Duty Cycle: 1:8
* Medium parameters used: σ = 1.25216 mho/m, ε_r = 40.2643; ρ = 1000 kg/m^3
- Electronics: DAE3 Sn442; Probe: ET3DV6 - SN1380; ConvF(5.42, 5.42, 5.42)
- Phantom: SAM 22; Serial: 1260; Phantom section: Right Section

Channel 0544 Test/Area Scan (131x61x1): Measurement grid: dx=15mm, dy=15mm
Maximum value of SAR (interpolated) = 0.233 mW/g

Channel 0544 Test/Zoom Scan (7x7x7)/Cube 0: Measurement grid: dx=5mm, dy=5mm, dz=5mm
Reference Value = 8.60 V/m; Power Drift = 0.01 dB
Peak SAR (extrapolated) = 0.397 W/kg
SAR(1 g) = 0.222 mW/g; SAR(10 g) = 0.128 mW/g
Maximum value of SAR (measured) = 0.242 mW/g



0 dB = 0.242mW/g

SAR MEASUREMENT PLOT 7

Ambient Temperature	**21.2 Degrees Celsius**
Liquid Temperature	**20.9 Degrees Celsius**
Humidity	**64.0 %**

This document must not be copied or reproduced, except in full without the written permission of the Manager, EMC Technologies Pty Ltd. The certificate on page 2 may be reproduced in full.
www.emctech.com.au

Test Date: 16 February 2006
File Name: Touch Right Extended Antenna 1600 MHz (DAE442 Probe1380) 16-02-06.da4
DUT: Thuraya Satelite Phone; Type: SG-2520; Serial: IMEI:36601300-030053-6

* Communication System: 1640 MHz Satelite; Frequency: 1643 MHz; Duty Cycle: 1:8
* Medium parameters used: σ = 1.25216 mho/m, ε_r = 40.2643; ρ = 1000 kg/m^3
- Electronics: DAE3 Sn442; Probe: ET3DV6 - SN1380; ConvF(5.42, 5.42, 5.42)
- Phantom: SAM 22; Serial: 1260; Phantom section: Right Section

Channel 0544 Test/Area Scan (171x61x1): Measurement grid: dx=15mm, dy=15mm
Maximum value of SAR (interpolated) = 0.060 mW/g

Channel 0544 Test/Zoom Scan (7x7x7)/Cube 0: Measurement grid: dx=5mm, dy=5mm, dz=5mm
Reference Value = 6.26 V/m; Power Drift = -0.096 dB
Peak SAR (extrapolated) = 0.094 W/kg
SAR(1 g) = 0.058 mW/g; SAR(10 g) = 0.038 mW/g
Maximum value of SAR (measured) = 0.061 mW/g

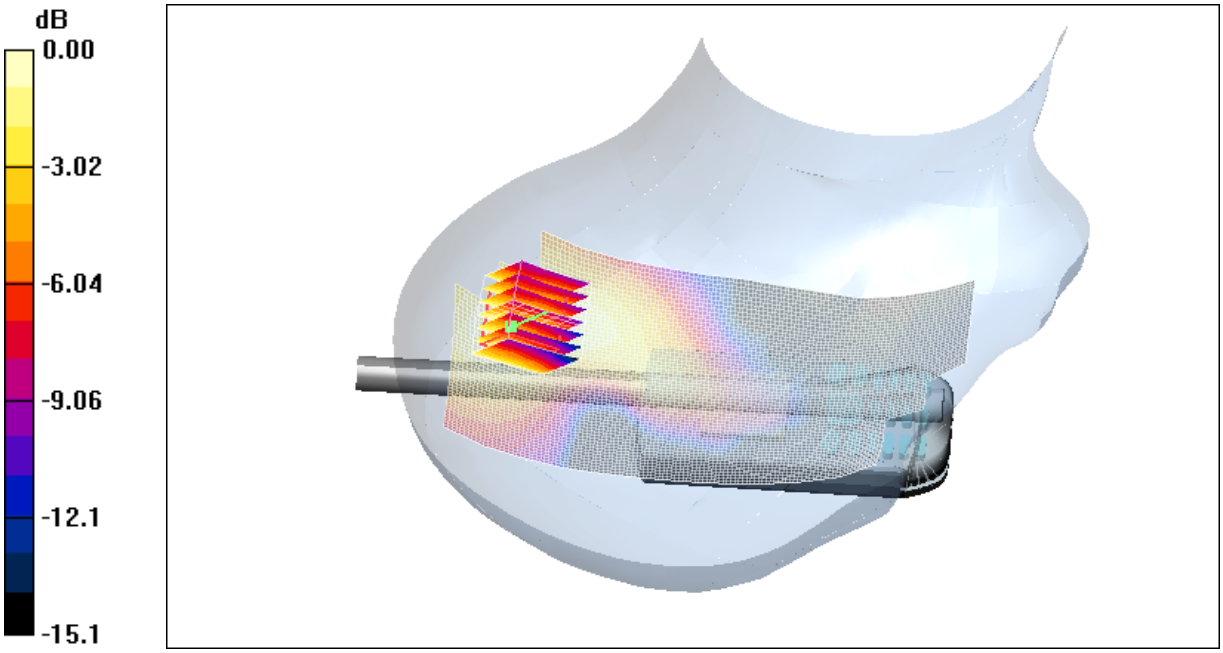

0 dB = 0.061mW/g

SAR MEASUREMENT PLOT 8

Ambient Temperature	**21.2 Degrees Celsius**
Liquid Temperature	**20.9 Degrees Celsius**
Humidity	**64.0 %**

This document must not be copied or reproduced, except in full without the written permission of the Manager, EMC Technologies Pty Ltd. The certificate on page 2 may be reproduced in full.
www.emctech.com.au

Z-Axis Graph for Plot 7

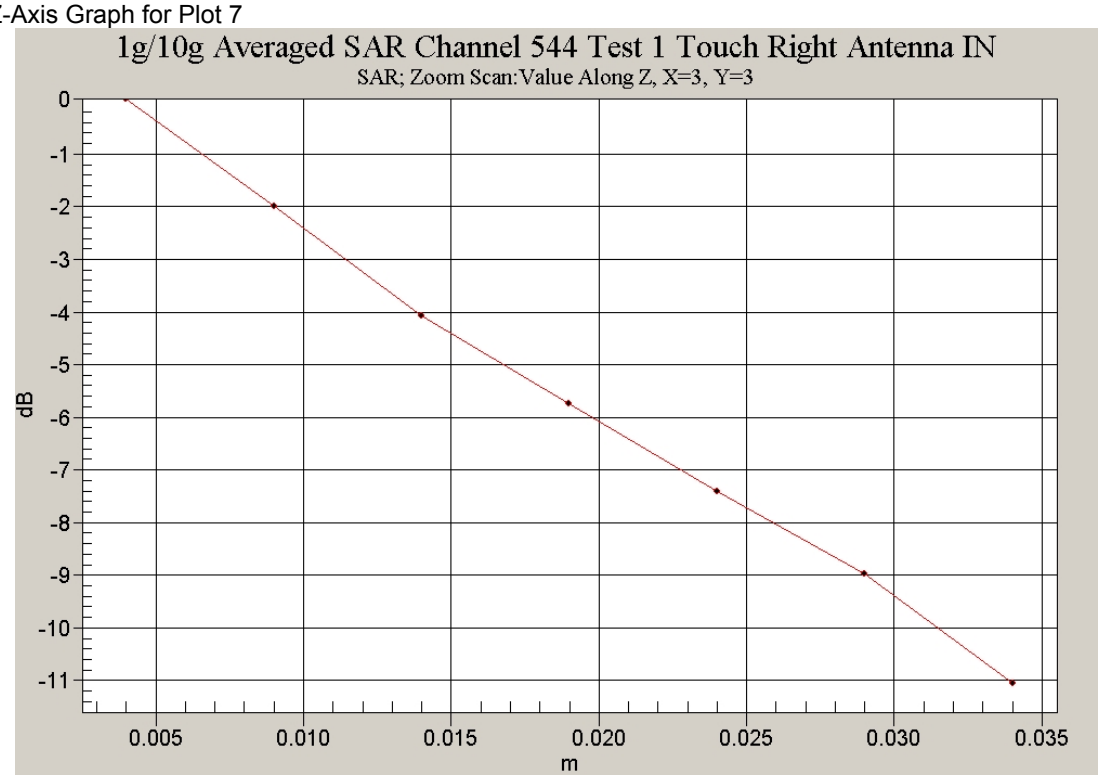

Z-Axis Graph for Plot 8

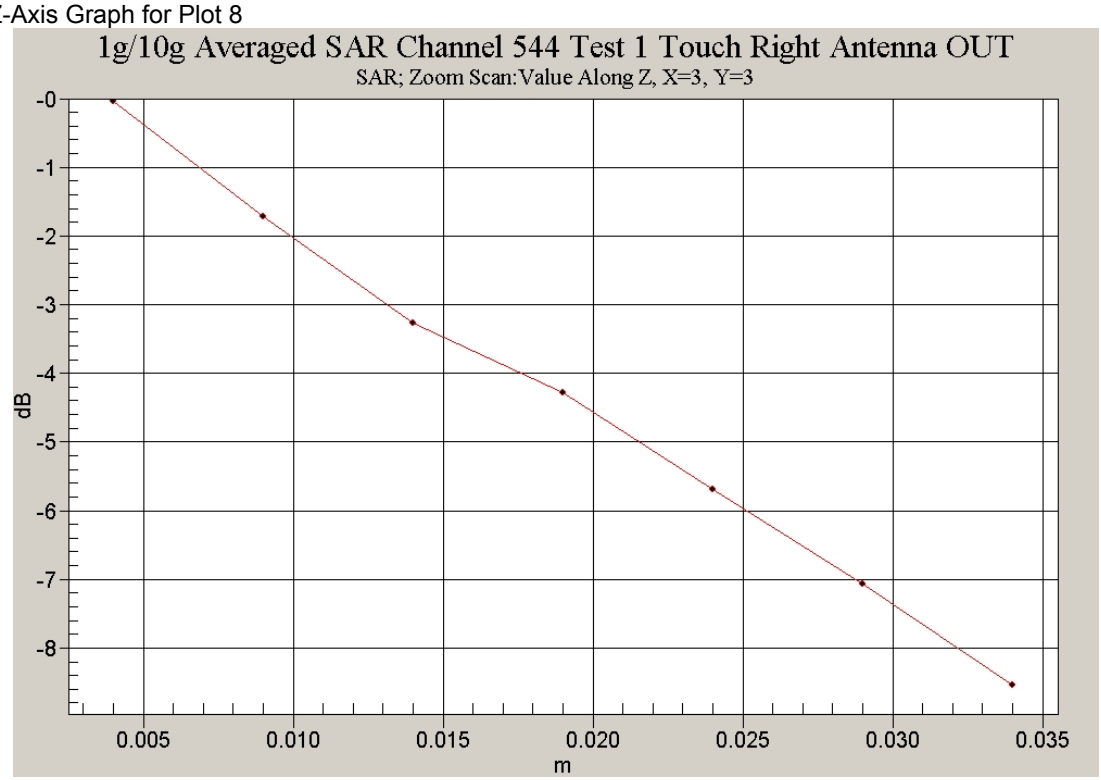

This document must not be copied or reproduced, except in full without the written permission of the Manager, EMC Technologies Pty Ltd. The certificate on page 2 may be reproduced in full.
www.emctech.com.au

Test Date: 17 February 2006
File Name: Tilted Right 1600 MHz (DAE442 Probe1380) 17-02-06.da4
DUT: Thuraya Satelite Phone; Type: SG-2520; Serial: IMEI:36601300-030053-6

* Communication System: 1640 MHz Satelite; Frequency: 1643 MHz; Duty Cycle: 1:8
* Medium parameters used: σ = 1.26223 mho/m, ε_r = 40.239; ρ = 1000 kg/m^3
- Electronics: DAE3 Sn442; Probe: ET3DV6 - SN1380; ConvF(5.42, 5.42, 5.42)
- Phantom: SAM 22; Serial: 1260; Phantom section: Right Section

Channel 0544 Test/Area Scan (131x61x1): Measurement grid: dx=15mm, dy=15mm
Maximum value of SAR (interpolated) = 0.218 mW/g

Channel 0544 Test/Zoom Scan (7x7x7)/Cube 0: Measurement grid: dx=5mm, dy=5mm, dz=5mm
Reference Value = 9.40 V/m; Power Drift = 0.189 dB
Peak SAR (extrapolated) = 0.367 W/kg
SAR(1 g) = 0.212 mW/g; SAR(10 g) = 0.128 mW/g
Maximum value of SAR (measured) = 0.229 mW/g

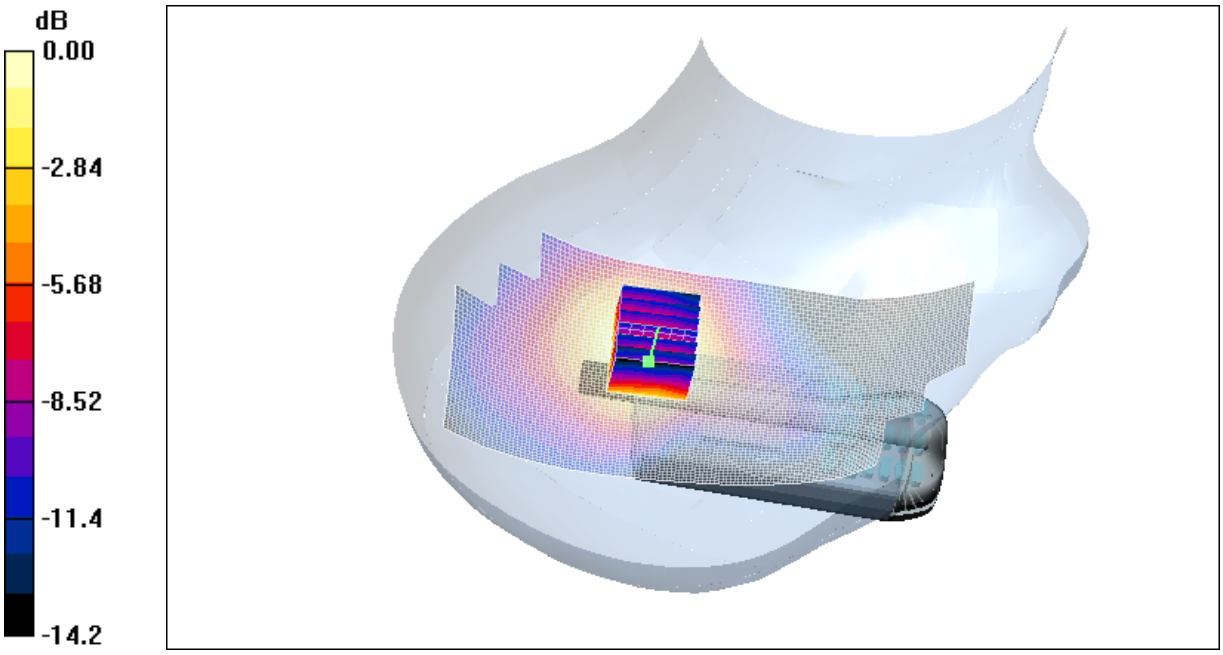

0 dB = 0.229mW/g

SAR MEASUREMENT PLOT 9

Ambient Temperature	**21.7 Degrees Celsius**
Liquid Temperature	**21.2 Degrees Celsius**
Humidity	**62.0 %**

This document must not be copied or reproduced, except in full without the written permission of the Manager, EMC Technologies Pty Ltd. The certificate on page 2 may be reproduced in full.
www.emctech.com.au

Test Date: 17 February 2006
File Name: Tilted Right Extended Antenna 1600 MHz (DAE442 Probe1380) 17-02-06.da4
DUT: Thuraya Satelite Phone; Type: SG-2520; Serial: IMEI:36601300-030053-6

* Communication System: 1640 MHz Satelite; Frequency: 1643 MHz; Duty Cycle: 1:8
* Medium parameters used: σ = 1.26223 mho/m, ε_r = 40.239; ρ = 1000 kg/m^3
- Electronics: DAE3 Sn442; Probe: ET3DV6 - SN1380; ConvF(5.42, 5.42, 5.42)
- Phantom: SAM 22; Serial: 1260; Phantom section: Right Section

Channel 0544 Test/Area Scan (171x61x1): Measurement grid: dx=15mm, dy=15mm
Maximum value of SAR (interpolated) = 0.178 mW/g

Channel 0544 Test/Zoom Scan (7x7x7)/Cube 0: Measurement grid: dx=5mm, dy=5mm, dz=5mm
Reference Value = 8.60 V/m; Power Drift = -0.047 dB
Peak SAR (extrapolated) = 0.328 W/kg
SAR(1 g) = 0.174 mW/g; SAR(10 g) = 0.111 mW/g
Maximum value of SAR (measured) = 0.186 mW/g

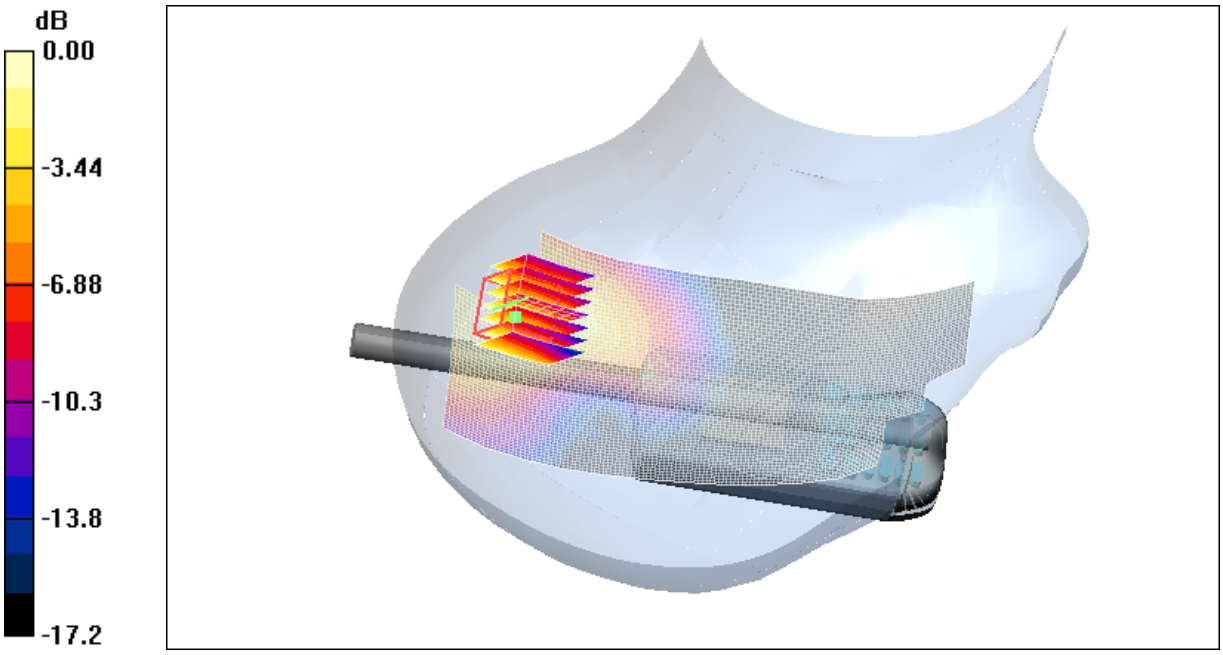

0 dB = 0.186mW/g

SAR MEASUREMENT PLOT 10

Ambient Temperature	**21.7 Degrees Celsius**
Liquid Temperature	**21.2 Degrees Celsius**
Humidity	**62.0 %**

This document must not be copied or reproduced, except in full without the written permission of the Manager, EMC Technologies Pty Ltd. The certificate on page 2 may be reproduced in full.
www.emctech.com.au

Z-Axis Graph for Plot 9

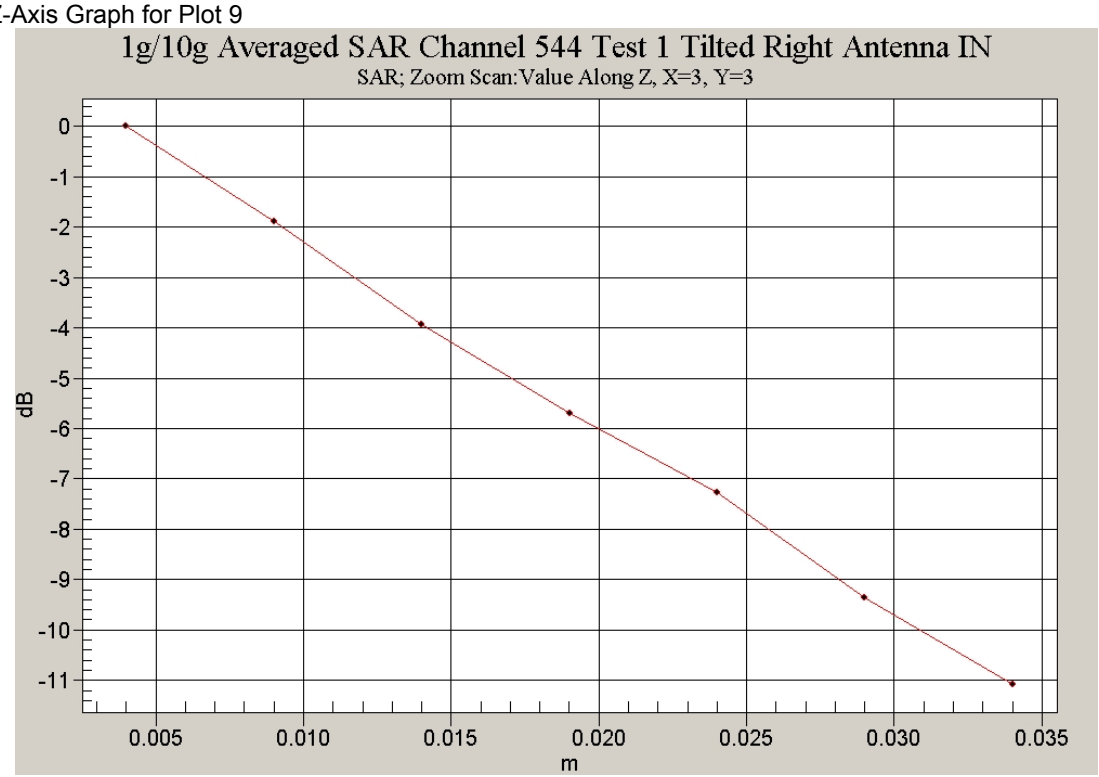

Z-Axis Graph for Plot 10

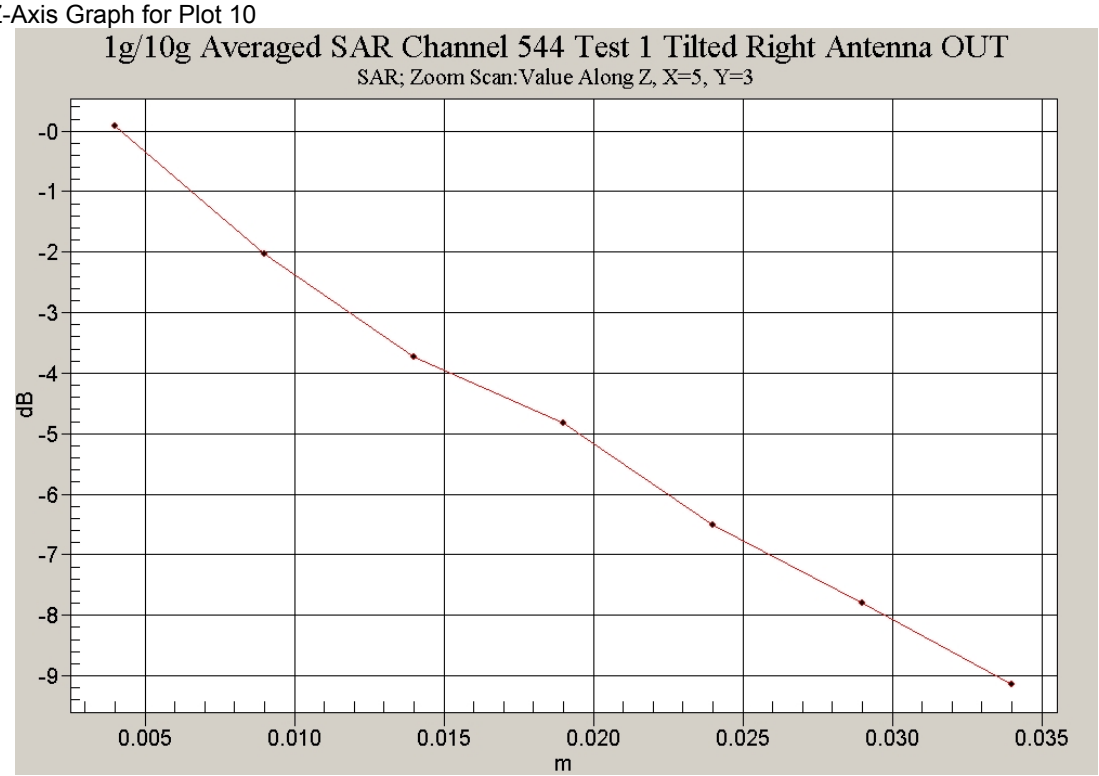

This document must not be copied or reproduced, except in full without the written permission of the Manager, EMC Technologies Pty Ltd. The certificate on page 2 may be reproduced in full.
www.emctech.com.au

Test Date: 16 February 2006
File Name: Validation 1640 MHz (DAE442 Probe1380) 16-02-06.da4
DUT: Dipole 1640 MHz; Type: DV1640V2; Serial: 314

* Communication System: CW 1640 MHz; Frequency: 1640 MHz; Duty Cycle: 1:1
* Medium parameters used: σ = 1.25252 mho/m, ε_r = 40.2881; ρ = 1000 kg/m^3
- Electronics: DAE3 Sn442; Probe: ET3DV6 - SN1380; ConvF(5.42, 5.42, 5.42)
- Phantom: SAM 22; Serial: 1260; Phantom section: Flat Section

Channel 1 Test/Area Scan (51x51x1): Measurement grid: dx=15mm, dy=15mm
Maximum value of SAR (interpolated) = 10.6 mW/g

Channel 1 Test/Zoom Scan (7x7x7)/Cube 0: Measurement grid: dx=5mm, dy=5mm, dz=5mm
Reference Value = 88.1 V/m; Power Drift = 0.00 dB
Peak SAR (extrapolated) = 18.4 W/kg
SAR(1 g) = 8.99 mW/g; SAR(10 g) = 4.76 mW/g
Maximum value of SAR (measured) = 9.77 mW/g

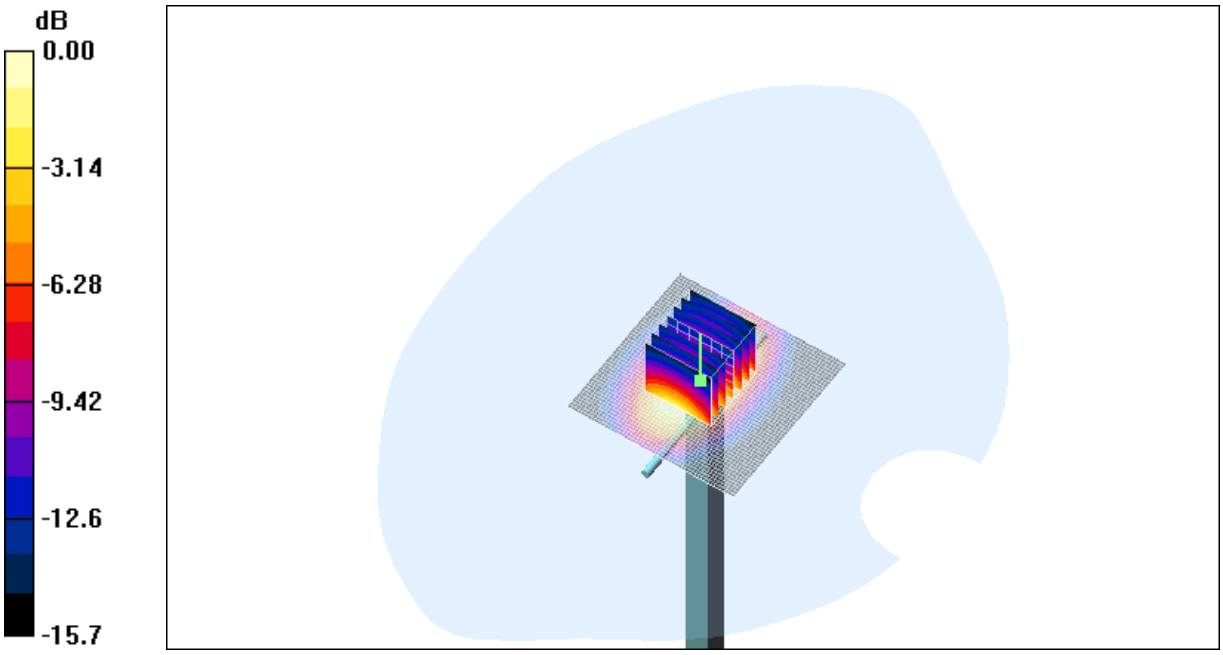

0 dB = 9.77mW/g

SAR MEASUREMENT PLOT 11

Ambient Temperature	**21.2 Degrees Celsius**
Liquid Temperature	**20.9 Degrees Celsius**
Humidity	**64.0 %**

This document must not be copied or reproduced, except in full without the written permission of the Manager, EMC Technologies Pty Ltd. The certificate on page 2 may be reproduced in full.
www.emctech.com.au

Test Date: 17 February 2006
File Name: Validation 1640 MHz (DAE442 Probe1380) 17-02-06.da4
DUT: Dipole 1640 MHz; Type: DV1640V2; Serial: 314

* Communication System: CW 1640 MHz; Frequency: 1640 MHz; Duty Cycle: 1:1
* Medium parameters used: σ = 1.2593 mho/m, ε_r = 40.2812; ρ = 1000 kg/m^3
- Electronics: DAE3 Sn442; Probe: ET3DV6 - SN1380; ConvF(5.42, 5.42, 5.42)
- Phantom: SAM 22; Serial: 1260; Phantom section: Flat Section

Channel 1 Test/Area Scan (51x51x1): Measurement grid: dx=15mm, dy=15mm
Maximum value of SAR (interpolated) = 10.6 mW/g

Channel 1 Test/Zoom Scan (7x7x7)/Cube 0: Measurement grid: dx=5mm, dy=5mm, dz=5mm
Reference Value = 87.2 V/m; Power Drift = -0.00 dB
Peak SAR (extrapolated) = 18.1 W/kg
SAR(1 g) = 8.85 mW/g; SAR(10 g) = 4.7 mW/g
Maximum value of SAR (measured) = 9.67 mW/g

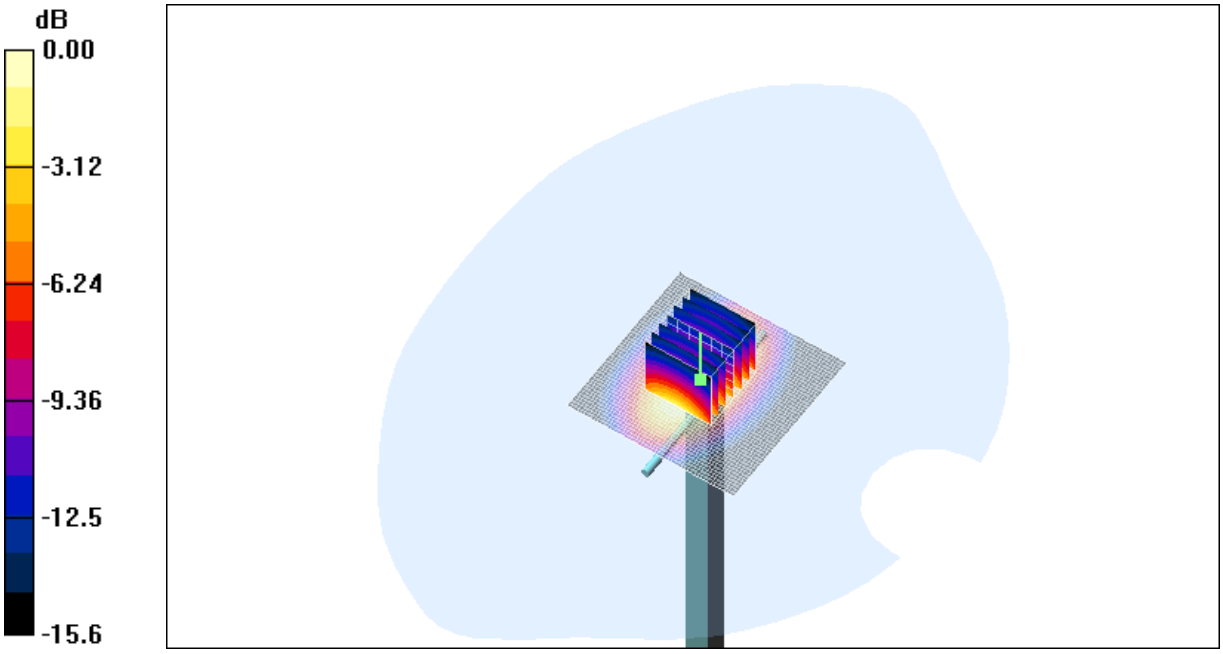

0 dB = 9.67mW/g

SAR MEASUREMENT PLOT 12

Ambient Temperature	**21.7 Degrees Celsius**
Liquid Temperature	**21.2 Degrees Celsius**
Humidity	**62.0 %**

This document must not be copied or reproduced, except in full without the written permission of the Manager, EMC Technologies Pty Ltd. The certificate on page 2 may be reproduced in full.
www.emctech.com.au

Z-Axis Graph for Plot 11

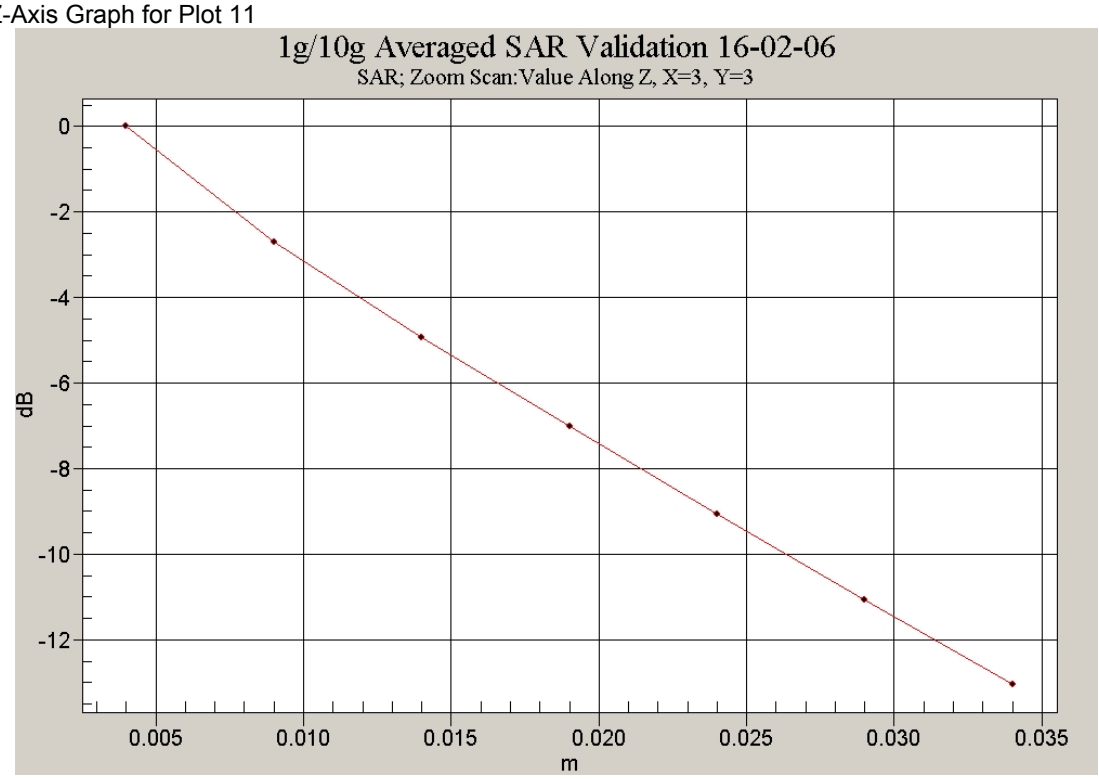

Z-Axis Graph for Plot 12

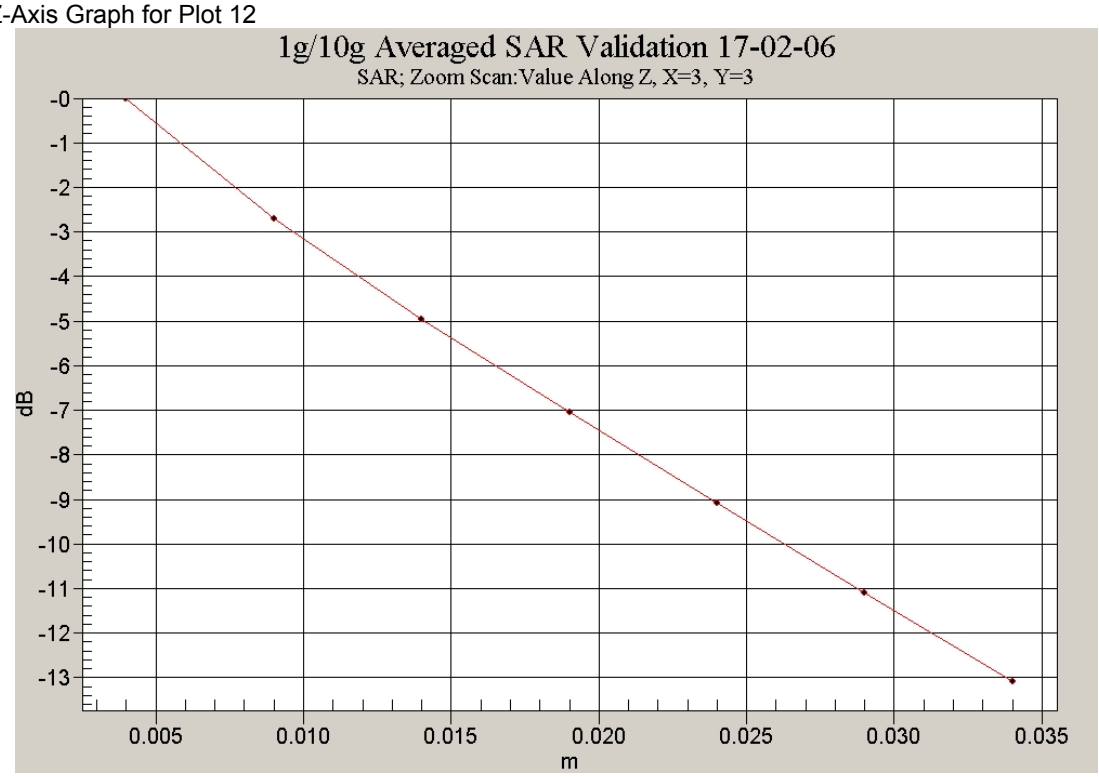

This document must not be copied or reproduced, except in full without the written permission of the Manager, EMC Technologies Pty Ltd. The certificate on page 2 may be reproduced in full.
www.emctech.com.au

APPENDIX C
SAR TESTING EQUIPMENT CALIBRATION CERTIFICATE ATTACHMENTS

Calibration Certificate Attachments

1. 1380 E-Field Probe Calibration Sheet	9 Pages
2. 1600MHz Dipole Calibration Sheet	6 pages

This document must not be copied or reproduced, except in full without the written permission of the Manager, EMC Technologies Pty Ltd. The certificate on page 2 may be reproduced in full.
www.emctech.com.au