Calibration Laboratory of
Schmid & Partner
Engineering AG
Zeughausstrasse 43, 8004 Zurich, Switzerland

S Schweizerischer Kalibrierdienst
C Service suisse d'étalonnage
Servizio svizzero di taratura
S Swiss Calibration Service

Accredited by the Swiss Accreditation Service (SAS)
The Swiss Accreditation Service is one of the signatories to the EA Multilateral Agreement for the recognition of calibration certificates

Accreditation No.: SCS 0108

Client **Sporton**
Kunshan City

Certificate No. **CLA13-1020_Jun25**

CALIBRATION CERTIFICATE

Object	CLA13 - SN: 1020
Calibration procedure(s)	QA CAL-15.v11 Calibration Procedure for SAR Validation Sources below 700 MHz
Calibration date	June 5, 2025

This calibration certificate documents the traceability to national standards, which realize the physical units of measurements (SI). The measurements and the uncertainties with confidence probability are given on the following pages and are part of the certificate.

All calibrations have been conducted in the closed laboratory facility: environment temperature (22±3)°C and humidity < 70%.

Calibration Equipment used (M&TE critical for calibration)

Primary Standards	ID	Cal Date (Certificate No.)	Scheduled Cal
Power Sensor R&S NRP-33T	SN: 100967	26-Mar-25 (No. 217-04290)	Mar-26
Power Sensor R&S NRP18A	SN: 101859	06-Feb-25 (No. 4030A315009541)	Feb-26
Spectrum Analyzer R&S FSV40	SN: 101832	29-Jan-25 (No. 4030A315009658)	Jan-26
3.5mm mismatch combination	SN: 1152	24-Mar-25 (No. 217-04293)	Mar-26
OCP DAK-12	SN: 1016	24-Sept-24 (No. OCP-DAK12-1016_Sep24)	Sep-25
OCP DAK-3.5	SN: 1249	23-Sept-24 (No. OCP-DAK3.5-1249_Sep24)	Sep-25
Reference Probe EX3DV4	SN: 3877	06-Jan-25 (No. EX3-3877_Jan25)	Jan-26
DAE4ip	SN: 1836	17-Apr-25 (No. DAE4ip-1836_Apr25)	Apr-26

Secondary Standards	ID	Check Date (in house)	Scheduled Check
ACAD Setup 1	SN: 1000	27-May-25 (No. 675-ACAD_Source_Box-250527)	May-26
Signal Generator R&S SMB100A	SN: 182081	27-May-25 (No. 675-CAL16-S4588-250527)	May-26
Mismatch; SMA	SN: 1102	24-Apr-25 (No. 675-Mismatch_SMA-250424)	Apr-26
OCP DAK-12	SN: 1029	27-Feb-25 (No. OCP-DAK12-1029_Feb25)	Feb-26
OCP DAK-3.5	SN: 1336	09-Dec-24 (No. OCP-DAK3.5-1336_Dec24)	Dec-25

	Name	Function	Signature
Calibrated by	Paulo Pina	Laboratory Technician	
Approved by	Sven Kühn	Technical Manager	

Issued: June 6, 2025

This calibration certificate shall not be reproduced except in full without written approval of the laboratory.

Calibration Laboratory of
Schmid & Partner
Engineering AG
Zeughausstrasse 43, 8004 Zurich, Switzerland

S Schweizerischer Kalibrierdienst
C Service suisse d'étalonnage
Servizio svizzero di taratura
S Swiss Calibration Service

Accredited by the Swiss Accreditation Service (SAS)
The Swiss Accreditation Service is one of the signatories to the EA Multilateral Agreement for the recognition of calibration certificates

Accreditation No.: SCS 0108

Glossary

TSL	tissue simulating liquid
ConvF	sensitivity in TSL / NORM x,y,z
N/A	not applicable or not measured

Calibration is Performed According to the Following Standards

- IEC/IEEE 62209-1528,"Measurement Procedure For The Assessment Of Specific Absorption Rate Of Human Exposure To Radio Frequency Fields From Hand-Held And Body-Worn Wireless Communication Devices - Part 1528: Human Models, Instrumentation And Procedures (Frequency Range of 4 MHz to 10 GHz)", October 2020.
- KDB 865664, "SAR Measurement Requirements for 100 MHz to 6 GHz"

Additional Documentation

- DASY System Handbook

Methods Applied and Interpretation of Parameters

- *Measurement Conditions*: Further details are available from the Validation Report at the end of the certificate. All figures stated in the certificate are valid at the frequency indicated.
- *Antenna Parameters with TSL*: The source is mounted in a touch configuration below the center marking of the flat phantom.
- *Return Loss*: This parameter is measured with the source positioned under the liquid filled phantom (as described in the measurement condition clause). The Return Loss ensures low reflected power. No uncertainty required.
- *SAR measured*: SAR measured at the stated antenna input power.
- *SAR normalized*: SAR as measured, normalized to an input power of 1 W at the antenna connector.
- *SAR for nominal TSL parameters*: The measured TSL parameters are used to calculate the nominal SAR result.

The reported uncertainty of measurement is stated as the standard uncertainty of measurement multiplied by the coverage factor k=2, which for a normal distribution corresponds to a coverage probability of approximately 95%.

Measurement Conditions

DASY system configuration, as far as not given on page 1.

DASY Version	DASY8 Module SAR	16.4.0
Extrapolation	Advanced Extrapolation	
Phantom	ELI8 Flat Phantom	
EUT Positioning	Touch Position	
Zoom Scan Resolution	dx, dy = 6mm, dz = 1.5mm	Graded Ratio = 1.5 mm (Z direction)
Frequency	13MHz ±1MHz	

HSL parameters at 13 MHz

The following parameters and calculations were applied.

	Temperature	**Permittivity**	**Conductivity**
Nominal HSL parameters	22.0 °C	55.0	0.750 mho/m
Measured HSL parameters	(22.0 ±0.2)°C	53.7 ±6%	0.720 mho/m ±6%
HSL temperature change during test	< 0.5 °C		

SAR result with HSL at 13 MHz

SAR averaged over 1 cm^3 (1 g) of HSL	Condition	
SAR for nominal HSL parameters	30 dBm input power	0.548 W/kg ±18.4% (k = 2)

SAR averaged over 10 cm^3 (10 g) of HSL	Condition	
SAR for nominal HSL parameters	30 dBm input power	0.338 W/kg ±18.0% (k = 2)

Appendix (Additional assessments outside the scope of SCS 0108)

Antenna Parameters with HSL at 13 MHz

Impedance,transformed to feed point	49.1 Ω – 6.4 jΩ
Return Loss	-23.7 dB

Additional EUT Data

Manufactured by	SPEAG

System Performance Check Report

Summary

Dipole	Frequency [MHz]	TSL	Power [dBm]
CLA13 – SN1020	13	HSL	30

Exposure Conditions

Phantom Section, TSL	Test Distance [mm]	Band	Group, UID	Frequency [MHz], Channel Number	Conversion Factor	TSL Conductivity [S/m]	TSL Permittivity
Flat	0		CW, 0--	13, 0	15.48	0.72	53.7

Hardware Setup

Phantom	TSL, Measured Date	Probe, Calibration Date	DAE, Calibration Date
ELI V8.0-I	HSL, 2025-06-05	EX3DV4 – SN3877, 2025-01-06	DAE4ip Sn1836, 2025-04-17

Scans Setup

	Zoom Scan
Grid Extents [mm]	30 x 30 x 30
Grid Steps [mm]	6.0 x 6.0 x 1.5
Sensor Surface [mm]	1.4
Graded Grid	Yes
Grading Ratio	1.5
MAIA	N/A
Surface Detection	VMS + 6p
Scan Method	Measured

Measurement Results

	Zoom Scan
Date	2025-06-05
psSAR1g [W/Kg]	0.548
psSAR10g [W/Kg]	0.338
Power Drift [dB]	0.00
Power Scaling	Disabled
Scaling Factor [dB]	
TSL Correction	Positive / Negative

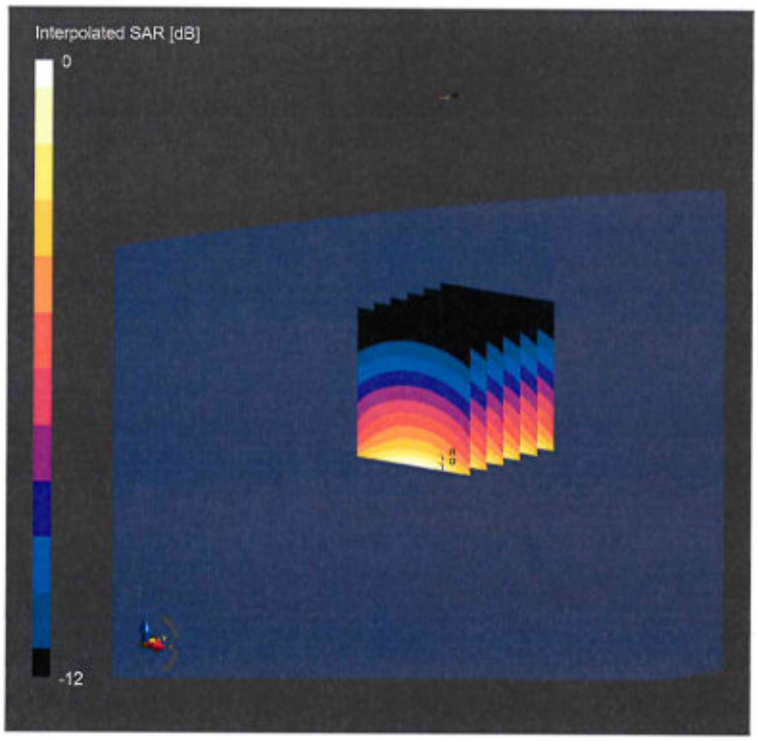

0 dB = 1.04 W/Kg

Impedance Measurement Plot for HSL

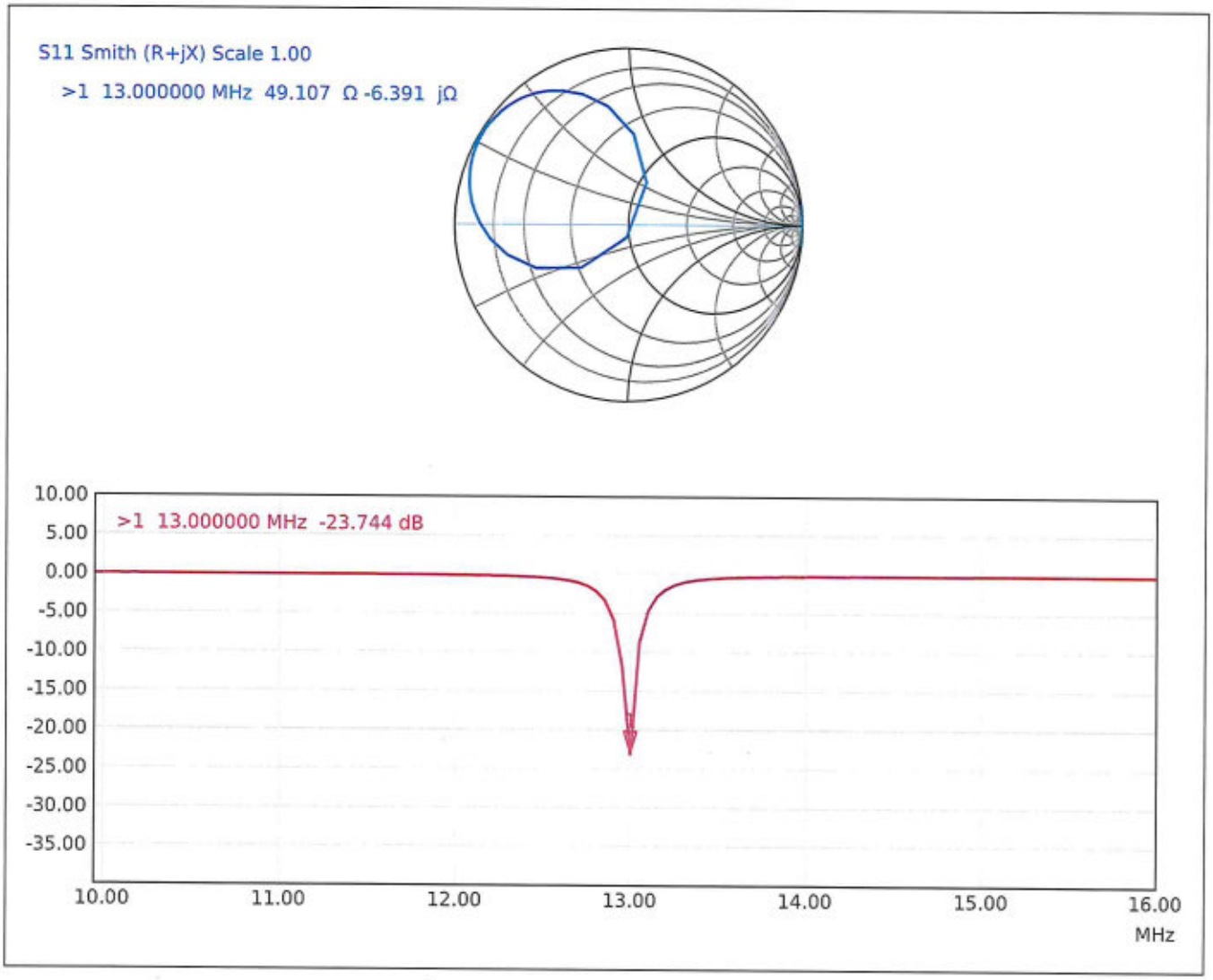

Schmid & Partner Engineering AG

s p e a g

Zeughausstrasse 43, 8004 Zurich, Switzerland
Phone +41 44 245 9700, Fax +41 44 245 9779
www.speag.swiss, info@speag.swiss

IMPORTANT NOTICE

USAGE OF THE DAE4 SN: 1386

The DAE unit is a delicate, high precision instrument and requires careful treatment by the user. There are no serviceable parts inside the DAE. Special attention must be given to the following points:

Battery Exchange: The battery cover of the DAE4 unit is closed using a screw, over tightening the screw may cause the threads inside the DAE to wear out.

Shipping of the DAE: Before shipping the DAE to SPEAG for calibration, remove the batteries and pack the DAE in an antistatic bag. This antistatic bag shall then be packed into a larger box or container which protects the DAE from impacts during transportation. The package shall be marked to indicate that a fragile instrument is inside.

E-Stop Failures: Touch detection may be malfunctioning due to broken magnets in the E-stop. Rough handling of the E-stop may lead to damage of these magnets. Touch and collision errors are often caused by dust and dirt accumulated in the E-stop. To prevent E-stop failure, the customer shall always mount the probe to the DAE carefully and keep the DAE unit in a non-dusty environment if not used for measurements.

Repair: Minor repairs are performed at no extra cost during the calibration. However, SPEAG reserves the right to charge for any repair especially if rough unprofessional handling caused the defect.

DASY Configuration Files: Since the exact values of the DAE input resistances, as measured during the calibration procedure of a DAE unit, are not used by the DASY software, a nominal value of 200 MOhm is given in the corresponding configuration file.

Important Note:
Warranty and calibration is void if the DAE unit is disassembled partly or fully by the Customer.

Important Note:
Never attempt to grease or oil the E-stop assembly. Cleaning and readjusting of the E-stop assembly is allowed by certified SPEAG personnel only and is part of the calibration procedure.

Important Note:
To prevent damage of the DAE probe connector pins, use great care when installing the probe to the DAE. Carefully connect the probe with the connector notch oriented in the mating position. Avoid any rotational movement of the probe body versus the DAE while turning the locking nut of the connector. The same care shall be used when disconnecting the probe from the DAE.

Calibration Laboratory of
Schmid & Partner
Engineering AG
Zeughausstrasse 43, 8004 Zurich, Switzerland

S Schweizerischer Kalibrierdienst
C Service suisse d'étalonnage
S Servizio svizzero di taratura
Swiss Calibration Service

Accredited by the Swiss Accreditation Service (SAS)
The Swiss Accreditation Service is one of the signatories to the EA Multilateral Agreement for the recognition of calibration certificates

Accreditation No.: SCS 0108

Client **Sporton**
Shenzhen

Certificate No: DAE4-1386_Sep25

CALIBRATION CERTIFICATE

Object	DAE4 - SD 000 D04 BM - SN: 1386
Calibration procedure(s)	QA CAL-06.v30 Calibration procedure for the data acquisition electronics (DAE)
Calibration date:	September 15, 2025

This calibration certificate documents the traceability to national standards, which realize the physical units of measurements (SI).
The measurements and the uncertainties with confidence probability are given on the following pages and are part of the certificate.

All calibrations have been conducted in the closed laboratory facility: environment temperature (22 ± 3)°C and humidity < 70%.

Calibration Equipment used (M&TE critical for calibration)

Primary Standards	ID #	Cal Date (Certificate No.)	Scheduled Calibration
Keithley Multimeter Type 2001	SN: 0810278	15-Aug-25 (No:43873)	Aug-26
Secondary Standards	**ID #**	**Check Date (in house)**	**Scheduled Check**
Auto DAE Calibration Unit	SE UWS 053 AA 1001	23-Jan-25 (in house check)	In house check: Jan-26
Calibrator Box V2.1	SE UMS 006 AA 1002	23-Jan-25 (in house check)	In house check: Jan-26

	Name	Function	Signature
Calibrated by:	Adrian Gehring	Laboratory Technician	
Approved by:	Sven Kühn	Technical Manager	i.V.

Issued: September 16, 2025

This calibration certificate shall not be reproduced except in full without written approval of the laboratory.

Calibration Laboratory of
Schmid & Partner
Engineering AG
Zeughausstrasse 43, 8004 Zurich, Switzerland

S Schweizerischer Kalibrierdienst
C Service suisse d'étalonnage
S Servizio svizzero di taratura
Swiss Calibration Service

Accredited by the Swiss Accreditation Service (SAS)
The Swiss Accreditation Service is one of the signatories to the EA Multilateral Agreement for the recognition of calibration certificates

Accreditation No.: **SCS 0108**

Glossary

DAE	data acquisition electronics
Connector angle	information used in DASY system to align probe sensor X to the robot coordinate system.

Methods Applied and Interpretation of Parameters

- *DC Voltage Measurement:* Calibration Factor assessed for use in DASY system by comparison with a calibrated instrument traceable to national standards. The figure given corresponds to the full scale range of the voltmeter in the respective range.
- *Connector angle*: The angle of the connector is assessed measuring the angle mechanically by a tool inserted. Uncertainty is not required.
- The following parameters as documented in the Appendix contain technical information as a result from the performance test and require no uncertainty.
  - *DC Voltage Measurement Linearity:* Verification of the Linearity at +10% and -10% of the nominal calibration voltage. Influence of offset voltage is included in this measurement.
  - *Common mode sensitivity:* Influence of a positive or negative common mode voltage on the differential measurement.
  - *Channel separation:* Influence of a voltage on the neighbor channels not subject to an input voltage.
  - *AD Converter Values with inputs shorted:* Values on the internal AD converter corresponding to zero input voltage
  - *Input Offset Measurement*: Output voltage and statistical results over a large number of zero voltage measurements.
  - *Input Offset Current:* Typical value for information; Maximum channel input offset current, not considering the input resistance.
  - *Input resistance:* Typical value for information: DAE input resistance at the connector, during internal auto-zeroing and during measurement.
  - *Low Battery Alarm Voltage:* Typical value for information. Below this voltage, a battery alarm signal is generated.
  - *Power consumption:* Typical value for information. Supply currents in various operating modes.

DC Voltage Measurement

A/D - Converter Resolution nominal

High Range: 1LSB = 6.1μV , full range = -100...+300 mV

Low Range: 1LSB = 61nV , full range = -1.....+3mV

DASY measurement parameters: Auto Zero Time: 3 sec; Measuring time: 3 sec

Calibration Factors	X	Y	Z
High Range	404.541 ± 0.02% (k=2)	404.632 ± 0.02% (k=2)	404.150 ± 0.02% (k=2)
Low Range	4.02155 ± 1.50% (k=2)	4.00733 ± 1.50% (k=2)	4.01209 ± 1.50% (k=2)

Connector Angle

Connector Angle to be used in DASY system	150.5 ° ± 1 °

Appendix (Additional assessments outside the scope of SCS0108)

1. DC Voltage Linearity

High Range		Reading (μV)	Difference (μV)	Error (%)
Channel X	+ Input	200037.71	1.16	0.00
Channel X	+ Input	20005.34	0.08	0.00
Channel X	- Input	-20007.79	0.47	-0.00
Channel Y	+ Input	200035.19	-1.38	-0.00
Channel Y	+ Input	20003.29	-1.89	-0.01
Channel Y	- Input	-20009.50	-1.17	0.01
Channel Z	+ Input	200036.05	-0.93	-0.00
Channel Z	+ Input	20003.94	-1.15	-0.01
Channel Z	- Input	-20009.10	-0.75	0.00

Low Range		Reading (μV)	Difference (μV)	Error (%)
Channel X	+ Input	2000.12	0.09	0.00
Channel X	+ Input	199.39	-0.34	-0.17
Channel X	- Input	-200.52	-0.46	0.23
Channel Y	+ Input	2000.04	0.22	0.01
Channel Y	+ Input	198.40	-1.23	-0.62
Channel Y	- Input	-201.50	-1.21	0.60
Channel Z	+ Input	1999.84	0.08	0.00
Channel Z	+ Input	199.31	-0.22	-0.11
Channel Z	- Input	-200.95	-0.79	0.40

2. Common mode sensitivity

DASY measurement parameters: Auto Zero Time: 3 sec; Measuring time: 3 sec

	Common mode Input Voltage (mV)	High Range Average Reading (μV)	Low Range Average Reading (μV)
Channel X	200	-15.70	-17.49
	- 200	17.45	16.22
Channel Y	200	-9.99	-9.92
	- 200	7.60	7.32
Channel Z	200	-5.73	-5.61
	- 200	3.78	4.11

3. Channel separation

DASY measurement parameters: Auto Zero Time: 3 sec; Measuring time: 3 sec

	Input Voltage (mV)	Channel X (μV)	Channel Y (μV)	Channel Z (μV)
Channel X	200	-	4.19	-2.42
Channel Y	200	8.79	-	6.35
Channel Z	200	8.16	6.83	-

4. AD-Converter Values with inputs shorted

DASY measurement parameters: Auto Zero Time: 3 sec; Measuring time: 3 sec

	High Range (LSB)	Low Range (LSB)
Channel X	16014	14836
Channel Y	16088	15979
Channel Z	16065	13406

5. Input Offset Measurement

DASY measurement parameters: Auto Zero Time: 3 sec; Measuring time: 3 sec
Input 10MΩ

	Average (μV)	min. Offset (μV)	max. Offset (μV)	Std. Deviation (μV)
Channel X	0.22	-0.46	0.87	0.26
Channel Y	-1.05	-2.05	-0.26	0.35
Channel Z	-0.36	-1.15	0.30	0.28

6. Input Offset Current

Nominal Input circuitry offset current on all channels: <25fA

7. Input Resistance (Typical values for information)

	Zeroing (kOhm)	Measuring (MOhm)
Channel X	200	200
Channel Y	200	200
Channel Z	200	200

8. Low Battery Alarm Voltage (Typical values for information)

Typical values	Alarm Level (VDC)
Supply (+ Vcc)	+7.9
Supply (- Vcc)	-7.6

9. Power Consumption (Typical values for information)

Typical values	Switched off (mA)	Stand by (mA)	Transmitting (mA)
Supply (+ Vcc)	+0.01	+6	+14
Supply (- Vcc)	–0.01	-8	-9

Calibration Laboratory of
Schmid & Partner
Engineering AG
Zeughausstrasse 43, 8004 Zurich, Switzerland

S Schweizerischer Kalibrierdienst
C Service suisse d'étalonnage
Servizio svizzero di taratura
S Swiss Calibration Service

Accredited by the Swiss Accreditation Service (SAS)
The Swiss Accreditation Service is one of the signatories to the EA Multilateral Agreement for the recognition of calibration certificates

Accreditation No.: SCS 0108

Client **Sporton**
Shenzhen

Certificate No. **EX-3819_Sep25**

CALIBRATION CERTIFICATE

Object	EX3DV4 - SN:3819
Calibration procedure(s)	QA CAL-01.v10, QA CAL-12.v10, QA CAL-14.v7, QA CAL-23.v6, QA CAL-25.v8 Calibration procedure for dosimetric E-field probes
Calibration date	September 11, 2025

This calibration certificate documents the traceability to national standards, which realize the physical units of measurements (SI). The measurements and the uncertainties with confidence probability are given on the following pages and are part of the certificate.

All calibrations have been conducted in the closed laboratory facility: environment temperature (22 ± 3) °C and humidity < 70%.

Calibration Equipment used (M&TE critical for calibration)

Primary Standards	ID	Calibration Date (Certificate No.)	Sched. Cal.
Power Sensor R&S NRP-33T	SN: 100967	30-Apr-25 (No. 1020-300791789)	Apr-26
N-type mismatch combination	SN: L1119	26-Mar-25 (No. 217-04292)	Mar-26
OCP DAK-12	SN: 1016	24-Sept-24 (No. OCP-DAK12-1016_Sep24)	Sep-25
OCP DAK-3.5	SN: 1249	23-Sept-24 (No. OCP-DAK3.5-1249_Sep24)	Sep-25
Reference Probe EX3DV4	SN: 7349	10-Jan-25 (No. EX3-7349_Jan25)	Jan-26
DAE4	SN: 1301	07-Nov-24 (No. DAE4-1301_Nov24)	Nov-25

Secondary Standards	ID	Check Date (in house)	Sched. Check
ACAP 2020 Setup 1	SN: L1404	30-Sept-24 (No. Report_ACAP2020E-Cave_20240930s)	Sep-25
OCP DAK-12	SN: 1029	27-Feb-25 (No. OCP-DAK12-1029_Feb25)	Feb-26
OCP DAK-3.5	SN: 1336	09-Dec-24 (No. OCP-DAK3.5-1336_Dec24)	Dec-25

	Name	Function	Signature
Calibrated by	Jeffrey Katzman	Laboratory Technician	
Approved by	Sven Kühn	Technical Manager	

Issued: September 11, 2025

This calibration certificate shall not be reproduced except in full without written approval of the laboratory.

Calibration Laboratory of
Schmid & Partner
Engineering AG
Zeughausstrasse 43, 8004 Zurich, Switzerland

S Schweizerischer Kalibrierdienst
C Service suisse d'étalonnage
Servizio svizzero di taratura
S Swiss Calibration Service

Accredited by the Swiss Accreditation Service (SAS)
The Swiss Accreditation Service is one of the signatories to the EA Multilateral Agreement for the recognition of calibration certificates

Accreditation No.: SCS 0108

Glossary

TSL	tissue simulating liquid
NORMx,y,z	sensitivity in free space
ConvF	sensitivity in TSL / NORMx,y,z
DCP	diode compression point
CF	crest factor (1/duty_cycle) of the RF signal
A, B, C, D	modulation dependent linearization parameters
Polarization φ	φ rotation around probe axis
Polarization ϑ	ϑ rotation around an axis that is in the plane normal to probe axis (at measurement center), i.e., $\vartheta = 0$ is normal to probe axis
Connector Angle	information used in DASY system to align probe sensor X to the robot coordinate system

Calibration is Performed According to the Following Standards:

a) IEC/IEEE 62209-1528, "Measurement Procedure For The Assessment Of Specific Absorption Rate Of Human Exposure To Radio Frequency Fields From Hand-Held And Body-Worn Wireless Communication Devices – Part 1528: Human Models, Instrumentation And Procedures (Frequency Range of 4 MHz to 10 GHz)", October 2020.
b) KDB 865664, "SAR Measurement Requirements for 100 MHz to 6 GHz"

Methods Applied and Interpretation of Parameters:

- *NORMx,y,z*: Assessed for E-field polarization $\vartheta = 0$ ($f \leq 900$ MHz in TEM-cell; $f > 1800$ MHz: R22 waveguide). NORMx,y,z are only intermediate values, i.e., the uncertainties of NORMx,y,z does not affect the E^2-field uncertainty inside TSL (see below *ConvF*).
- *NORM(f)x,y,z = NORMx,y,z * frequency_response* (see Frequency Response Chart). This linearization is implemented in DASY4 software versions later than 4.2. The uncertainty of the frequency response is included in the stated uncertainty of ConvF.
- *DCPx,y,z*: DCP are numerical linearization parameters assessed based on the data of power sweep with CW signal. DCP does not depend on frequency nor media.
- *PAR*: PAR is the Peak to Average Ratio that is not calibrated but determined based on the signal characteristics
- *Ax,y,z; Bx,y,z; Cx,y,z; Dx,y,z; VRx,y,z: A, B, C, D* are numerical linearization parameters assessed based on the data of power sweep for specific modulation signal. The parameters do not depend on frequency nor media. VR is the maximum calibration range expressed in RMS voltage across the diode.
- *ConvF and Boundary Effect Parameters*: Assessed in flat phantom using E-field (or Temperature Transfer Standard for $f \leq 800$ MHz) and inside waveguide using analytical field distributions based on power measurements for $f > 800$ MHz. The same setups are used for assessment of the parameters applied for boundary compensation (alpha, depth) of which typical uncertainty values are given. These parameters are used in DASY4 software to improve probe accuracy close to the boundary. The sensitivity in TSL corresponds to *NORMx,y,z * ConvF* whereby the uncertainty corresponds to that given for *ConvF*. A frequency dependent *ConvF* is used in DASY version 4.4 and higher which allows extending the validity from ±50 MHz to ±100 MHz.
- *Spherical isotropy (3D deviation from isotropy)*: in a field of low gradients realized using a flat phantom exposed by a patch antenna.
- *Sensor Offset*: The sensor offset corresponds to the offset of virtual measurement center from the probe tip (on probe axis). No tolerance required.
- *Connector Angle*: The angle is assessed using the information gained by determining the *NORMx* (no uncertainty required).

Parameters of Probe: EX3DV4 - SN:3819

Basic Calibration Parameters

	Sensor X	Sensor Y	Sensor Z	Unc (k = 2)
Norm (μV/(V/m)^2) [A]	0.65	0.56	0.56	±10.1%
DCP (mV) [B]	105.2	107.8	108.9	±4.7%

Calibration Results for Modulation Response

UID	Communication System Name		A dB	B dB$\sqrt{\mu V}$	C	D dB	VR mV	Max dev.	Max Unc[E] k = 2
0	Continuous Wave	X	0.00	0.00	1.00	0.00	146.2	±2.4%	±4.7%
		Y	0.00	0.00	1.00		140.6		
		Z	0.00	0.00	1.00		136.2		
10352	Pulse (D=10%, T=5 ms)	X	0.37	70.00	18.84	10.00	23.0	±1.8%	±9.6%
		Y	1.02	70.00	17.36		23.0		
		Z	0.73	69.92	17.82		23.0		
10353	Pulse (D=20%, T=5 ms)	X	0.34	73.01	18.90	6.99	47.0	±1.5%	±9.6%
		Y	0.97	73.01	17.39		46.0		
		Z	0.68	72.93	17.85		46.0		
10354	Pulse (D=40%, T=5 ms)	X	0.32	76.02	18.95	3.98	93.0	±1.3%	±9.6%
		Y	0.91	76.02	17.42		92.0		
		Z	0.63	75.94	17.87		92.0		
10355	Pulse (D=60%, T=5 ms)	X	0.30	77.78	18.98	2.22	140.0	±1.2%	±9.6%
		Y	0.88	77.78	17.45		138.0		
		Z	0.61	77.70	17.89		138.0		
10387	Random (BW=1 MHz, MOD=QPSK)	X	0.00	74.90	20.13	0.11	110.0	±1.5%	±9.6%
		Y	0.01	74.90	18.87		108.0		
		Z	0.01	74.82	18.79		108.0		
10388	Random (BW=10 MHz, MOD=QPSK)	X	1.75	74.78	17.38	0.00	116.0	±2.3%	±9.6%
		Y	1.69	74.78	17.13		114.0		
		Z	1.22	74.70	17.65		114.0		
10396	Random (BW=100 kHz, MOD=64QAM)	X	0.00	73.73	22.13	1.77	81.0	±4.6%	±9.6%
		Y	0.02	73.73	19.78		80.0		
		Z	0.06	82.83	19.15		80.0		
10399	Random (BW=40 MHz, MOD=64QAM)	X	3.94	73.73	17.24	0.00	107.0	±3.6%	±9.6%
		Y	3.93	73.73	17.04		106.0		
		Z	3.20	73.65	17.52		106.0		
10414	Random (BW=40 MHz, HIGH PAR)	X	4.91	71.46	17.23	0.00	79.0	±1.6%	±9.6%
		Y	4.66	71.46	17.04		77.0		
		Z	3.89	71.38	17.51		77.0		

Note: For details on UID parameters see Appendix

The reported uncertainty of measurement is stated as the standard uncertainty of measurement multiplied by the coverage factor k=2, which for a normal distribution corresponds to a coverage probability of approximately 95%.

[A] The uncertainties of Norm X,Y,Z do not affect the E^2-field uncertainty inside TSL (see Pages 5 and 6).
[B] Linearization parameter uncertainty for maximum specified field strength.
[E] Uncertainty is determined using the max. deviation from linear response applying rectangular distribution and is expressed for the square of the field value.

Parameters of Probe: EX3DV4 - SN:3819

Sensor Model Parameters

	C1 fF	C2 fF	α V^{-1}	T1 $ms\,V^{-2}$	T2 $ms\,V^{-1}$	T3 ms	T4 V^{-2}	T5 V^{-1}	T6
x	11.6	85.82	34.77	1.82	0.00	4.93	0.26	0.07	1.01
y	9.1	65.38	32.97	7.47	0.00	4.92	0.88	0.00	1.00
z	7.7	55.16	33.11	2.74	0.00	4.94	0.80	0.00	1.00

Other Probe Parameters

Sensor Arrangement	Triangular
Connector Angle	73.7°
Mechanical Surface Detection Mode	enabled
Optical Surface Detection Mode	disabled
Probe Overall Length	337 mm
Probe Body Diameter	12 mm
Tip Length	9 mm
Tip Diameter	2.5 mm
Probe Tip to Sensor X Calibration Point	1 mm
Probe Tip to Sensor Y Calibration Point	1 mm
Probe Tip to Sensor Z Calibration Point	1 mm
Recommended Measurement Distance from Surface	1.4 mm

Note: Measurement distance from surface can be increased to 3–4 mm for an *Area Scan* job.

Parameters of Probe: EX3DV4 - SN:3819

Calibration Parameter Determined in HSL

f (MHz)[C]	Relative Permittivity[F]	Conductivity[F] (S/m)	ConvF X	ConvF Y	ConvF Z	Alpha[G]	Depth[G] (mm)	Unc[H] ($k = 2$)
13	55.0	0.75	14.22	13.53	13.92	0.00	1.25	±13.3%
750	41.9	0.89	9.21	8.87	9.20	0.36	1.27	±11.0%
835	41.5	0.90	9.10	8.76	9.09	0.36	1.27	±11.0%
900	41.5	0.97	8.97	8.63	8.96	0.36	1.27	±11.0%
1750	40.1	1.37	7.73	7.44	7.72	0.36	1.27	±11.0%
1900	40.0	1.40	7.33	7.05	7.32	0.36	1.27	±11.0%
2000	40.0	1.40	7.35	7.08	7.34	0.36	1.27	±11.0%
2300	39.5	1.67	7.18	6.91	7.17	0.36	1.27	±11.0%
2450	39.2	1.80	6.85	6.59	6.84	0.36	1.27	±11.0%
2600	39.0	1.96	7.06	6.80	7.05	0.36	1.27	±11.0%
3300	38.2	2.71	6.24	6.01	6.23	0.35	1.27	±13.1%
3500	37.9	2.91	6.18	5.95	6.17	0.35	1.27	±13.1%
3700	37.7	3.12	6.12	5.89	6.12	0.35	1.27	±13.1%
3900	37.5	3.32	6.17	5.94	6.16	0.35	1.27	±13.1%
4100	37.2	3.53	5.99	5.76	5.98	0.35	1.27	±13.1%
5250	35.9	4.71	5.16	4.96	5.15	0.31	1.27	±13.1%
5600	35.5	5.07	4.76	4.58	4.75	0.28	1.27	±13.1%
5800	35.3	5.27	4.64	4.47	4.63	0.26	1.27	±13.1%

[C] Frequency validity above 300 MHz of ±100 MHz only applies for DASY v4.4 and higher (see Page 2), else it is restricted to ±50 MHz. The uncertainty is the RSS of the ConvF uncertainty at calibration frequency and the uncertainty for the indicated frequency band. Frequency validity below 300 MHz is ±10, 25, 40, 50 and 70 MHz for ConvF assessments at 30, 64, 128, 150 and 220 MHz respectively. Validity of ConvF assessed at 6 MHz is 4–9 MHz, and ConvF assessed at 13 MHz is 9–19 MHz. Above 5 GHz frequency validity can be extended to ±110 MHz.

[F] The probes are calibrated using tissue simulating liquids (TSL) that deviate for ε and σ by less than ±5% from the target values (typically better than ±3%) and are valid for TSL with deviations of up to ±10% if SAR correction is applied.

[G] Alpha/Depth are determined during calibration. SPEAG warrants that the remaining deviation due to the boundary effect after compensation is always less than ±1% for frequencies below 3 GHz and below ±2% for frequencies between 3–6 GHz at any distance larger than half the probe tip diameter from the boundary.

[H] The stated uncertainty is the total calibration uncertainty ($k = 2$) of Norm·ConvF. This is equivalent to the uncertainty component with the symbol CF in Table 9 of IEC/IEEE 62209-1528:2020.

Parameters of Probe: EX3DV4 - SN:3819

Calibration Parameter Determined in HSL

f (MHz)[C]	Relative Permittivity[F]	Conductivity[F] (S/m)	ConvF X	ConvF Y	ConvF Z	Alpha[G]	Depth[G] (mm)	Unc[H] ($k = 2$)
6500	34.5	6.07	4.90	4.72	4.90	0.20	1.27	±18.6%

[C] Frequency validity is −600/+700 MHz at 6.5 GHz, ±700 MHz at or above 7 GHz, and ±150 MHz at 9.85 GHz. The uncertainty is the RSS of the ConvF uncertainty at calibration frequency and the uncertainty for the indicated frequency band.
[F] The probes are calibrated using tissue simulating liquids (TSL) that deviate for ε and σ by less than ±10% from the target values (typically better than ±6%) and are valid for TSL with deviations of up to ±10%.
[G] Alpha/Depth are determined during calibration. SPEAG warrants that the remaining deviation due to the boundary effect after compensation is always less than ±1% for frequencies below 3 GHz; below ±2% for frequencies between 3–6 GHz; and below ±4% for frequencies between 6–10 GHz at any distance larger than half the probe tip diameter from the boundary.
[H] The stated uncertainty is the total calibration uncertainty ($k = 2$) of Norm·ConvF. This is equivalent to the uncertainty component with the symbol CF in Table 9 of IEC/IEEE 62209-1528:2020.

Frequency Response of E-Field

(TEM-Cell:ifi110 EXX, Waveguide:R22)

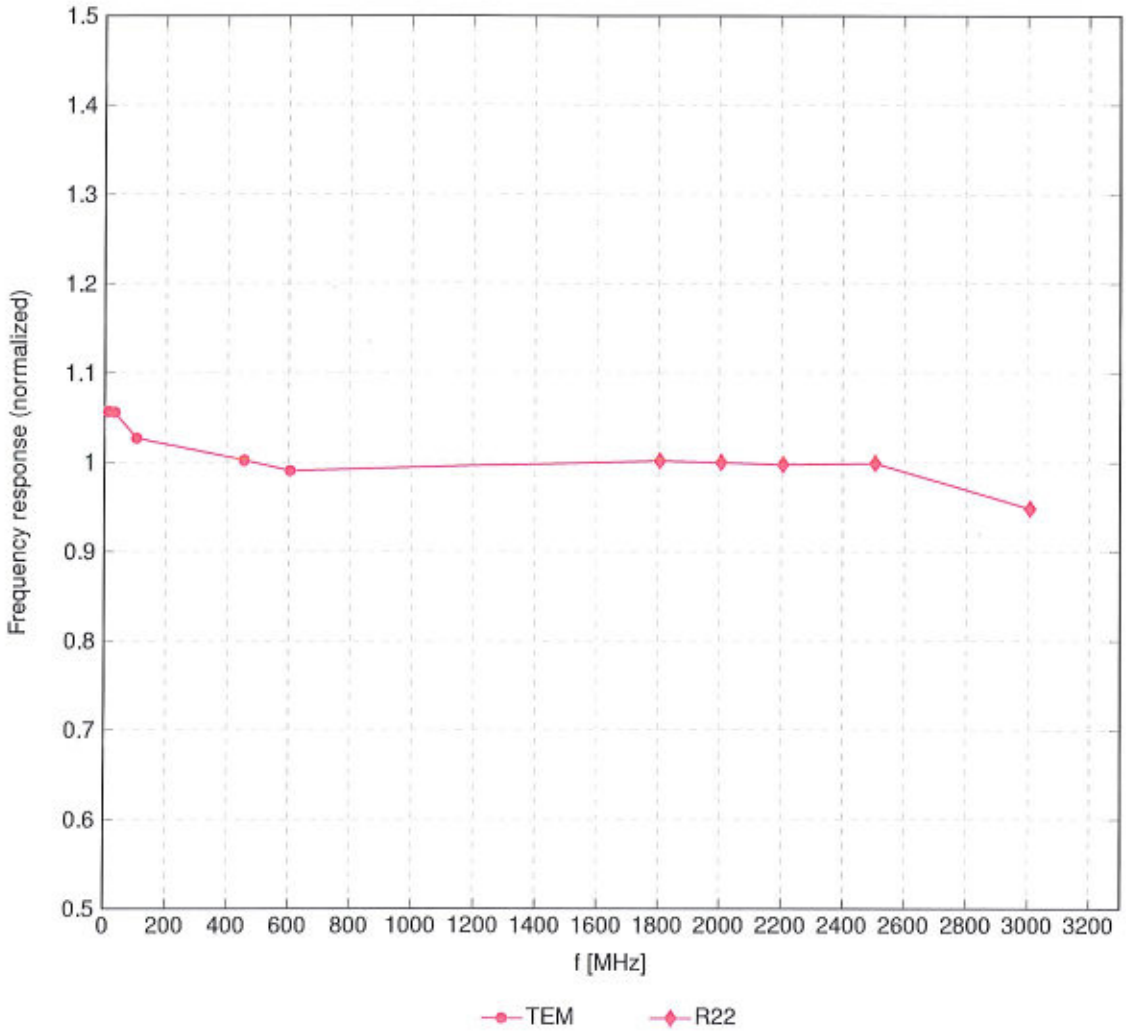

Uncertainty of Frequency Response of E-field: ±6.3% (k=2)

EX3DV4 - SN:3819 September 11, 2025

Receiving Pattern (ϕ), $\vartheta = 0°$

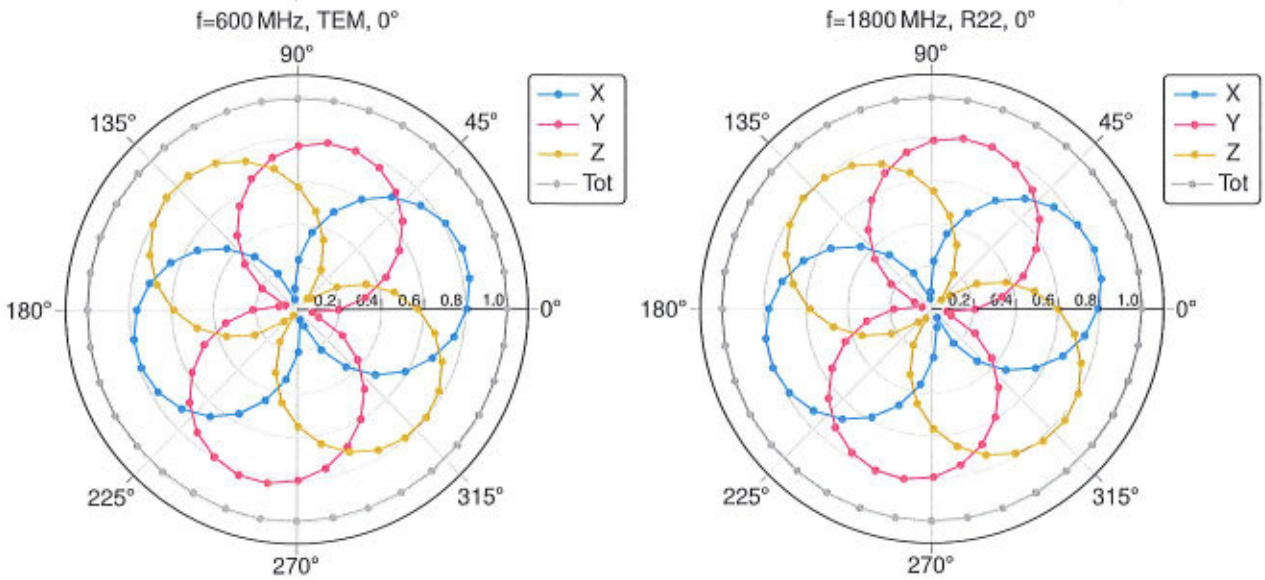

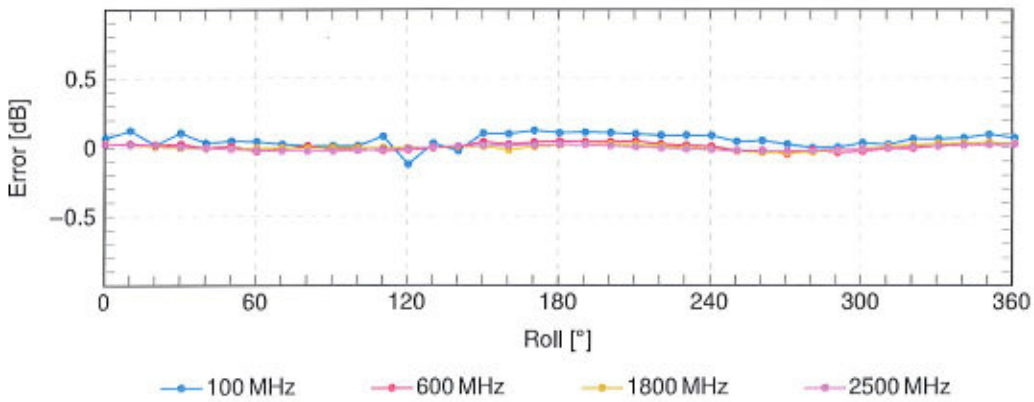

Uncertainty of Axial Isotropy Assessment: ±0.5% (k=2)

Dynamic Range f(SAR_{HSL})

(TEM cell, f_{eval} = 1900 MHz)

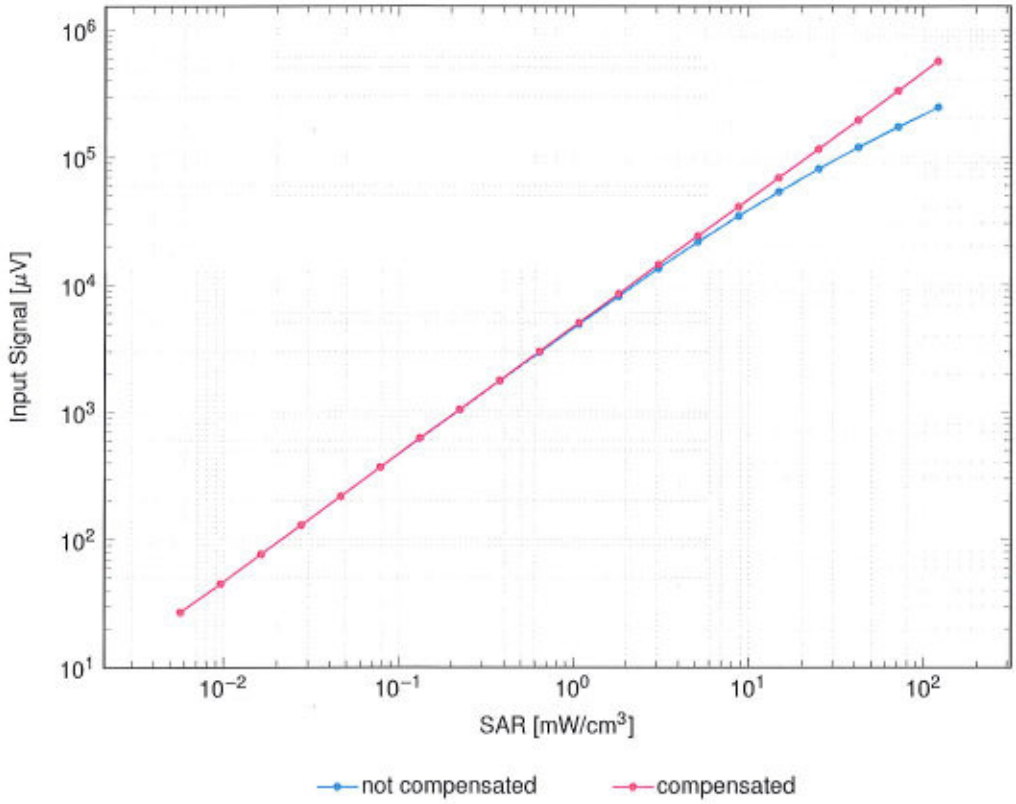

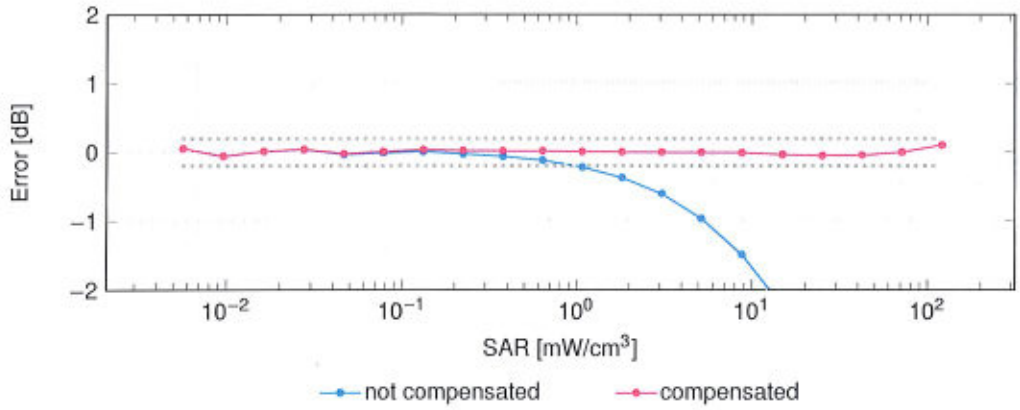

Uncertainty of Linearity Assessment: ±0.6% (k=2)

EX3DV4 - SN:3819 September 11, 2025

Conversion Factor Assessment

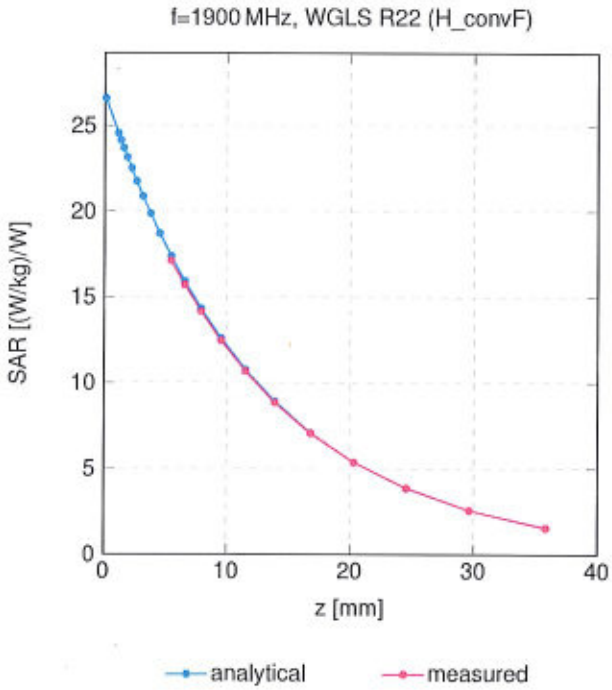

Deviation from Isotropy in Liquid

Error (ϕ, θ), f = 900 MHz

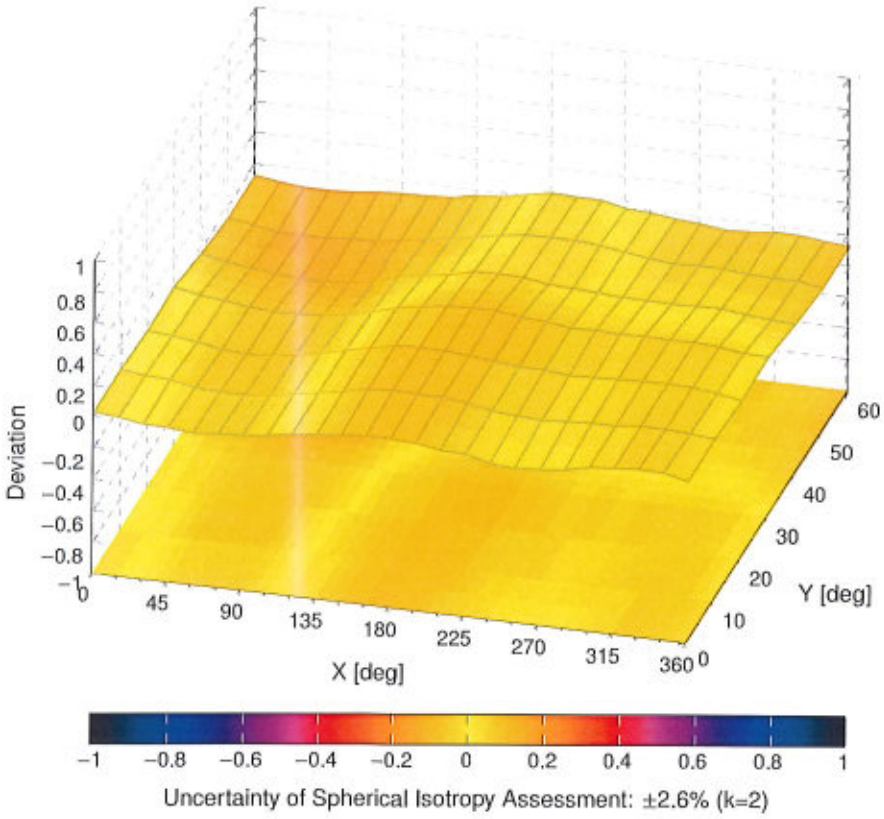

Uncertainty of Spherical Isotropy Assessment: ±2.6% (k=2)

Appendix: Modulation Calibration Parameters

UID	Rev	Communication System Name	Group	PAR (dB)	Unc^E $k = 2$
0		Continuous Wave	CW	0.00	±4.7
10010	CAB	Pulse (D=10%, T=100 ms)	Test	10.00	±9.6
10011	CAC	Rel. 99, RMC, QPSK, 5.0 MHz	WCDMA	2.91	±9.6
10012	CAB	DSSS, DBPSK, 1.0 Mbps, 92.5% DC	WLAN	1.87	±9.6
10013	CAB	OFDM, BPSK, 6.0 Mbps, 72.1% DC	WLAN	9.46	±9.6
10021	DAC	Voice, GMSK, 1 slot(s)	GSM	9.39	±9.6
10023	DAC	Data, GSMK, 1 slot(s)	GSM	9.57	±9.6
10024	DAC	Data, GSMK, 2 slot(s)	GSM	6.56	±9.6
10025	DAC	Data, 8PSK, 1 slot(s)	GSM	12.62	±9.6
10026	DAC	Data, 8PSK, 2 slot(s)	GSM	9.55	±9.6
10027	DAC	Data, GSMK, 3 slot(s)	GSM	4.80	±9.6
10028	DAC	Data, GSMK, 4 slot(s)	GSM	3.55	±9.6
10029	DAC	Data, 8PSK, 3 slot(s)	GSM	7.78	±9.6
10030	CAA	BR, DH1, GFSK	Bluetooth	5.30	±9.6
10031	CAA	BR, DH3, GFSK	Bluetooth	1.87	±9.6
10032	CAA	BR, DH5, GFSK	Bluetooth	1.16	±9.6
10033	CAA	EDR, DH1, pi/4-DQPSK	Bluetooth	7.74	±9.6
10034	CAA	EDR, DH3, pi/4-DQPSK	Bluetooth	4.53	±9.6
10035	CAA	EDR, DH5, pi/4-DQPSK	Bluetooth	3.83	±9.6
10036	CAA	EDR, DH1, 8-DPSK	Bluetooth	8.01	±9.6
10037	CAA	EDR, DH3, 8-DPSK	Bluetooth	4.77	±9.6
10038	CAA	EDR, DH5, 8-DPSK	Bluetooth	4.10	±9.6
10039	CAB	RC1, 1xRTT	CDMA2000	4.57	±9.6
10048	CAA	Full Slot, GFSK, 1 slot(s)	DECT	13.80	±9.6
10049	CAA	Double Slot, GFSK, 2 slot(s)	DECT	10.79	±9.6
10056	CAA	TD-SCDMA, QPSK, 1.6 MHz	TD-SCDMA	11.01	±9.6
10058	DAC	Data, 8PSK, 4 slot(s)	GSM	6.52	±9.6
10059	CAB	DSSS, DQPSK, 2.0 Mbps, 87.4% DC	WLAN	2.12	±9.6
10060	CAB	HR-DSSS, DQPSK, 5.5 Mbps, 72.7% DC	WLAN	2.83	±9.6
10061	CAB	HR-DSSS, DQPSK, 11.0 Mbps, 57.5% DC	WLAN	3.60	±9.6
10062	CAE	OFDM, BPSK, 6.0 Mbps, 89.1% DC	WLAN	8.68	±9.6
10063	CAE	OFDM, BPSK, 9.0 Mbps, 85.3% DC	WLAN	8.63	±9.6
10064	CAE	OFDM, QPSK, 12.0 Mbps, 82.0% DC	WLAN	9.09	±9.6
10065	CAE	OFDM, QPSK, 18.0 Mbps, 76.0% DC	WLAN	9.00	±9.6
10066	CAE	OFDM, 16QAM, 24.0 Mbps, 70.6% DC	WLAN	9.38	±9.6
10067	CAE	OFDM, 16QAM, 36.0 Mbps, 62.9% DC	WLAN	10.12	±9.6
10068	CAE	OFDM, 64QAM, 48.0 Mbps, 56.6% DC	WLAN	10.24	±9.6
10069	CAE	OFDM, 64QAM, 54.0 Mbps, 54.4% DC	WLAN	10.56	±9.6
10071	CAB	OFDM, BPSK, 9.0 Mbps, 65.1% DC	WLAN	9.83	±9.6
10072	CAB	OFDM, QPSK, 12.0 Mbps, 60.1% DC	WLAN	9.62	±9.6
10073	CAB	OFDM, QPSK, 18.0 Mbps, 53.1% DC	WLAN	9.94	±9.6
10074	CAB	OFDM, 16QAM, 24.0 Mbps, 48.5% DC	WLAN	10.30	±9.6
10075	CAB	OFDM, 16QAM, 36.0 Mbps, 42.9% DC	WLAN	10.77	±9.6
10076	CAB	OFDM, 64QAM, 48.0 Mbps, 39.5% DC	WLAN	10.94	±9.6
10077	CAB	OFDM, 64QAM, 54.0 Mbps, 38.5% DC	WLAN	11.00	±9.6
10081	CAB	RC3, 1xRTT	CDMA2000	3.97	±9.6
10097	CAC	Rel. 5 HSDPA, QPSK, 5.0 MHz	WCDMA	3.98	±9.6
10098	CAC	Rel. 6 HSUPA, Subset 2, QPSK, 5.0 MHz	WCDMA	3.98	±9.6
10100	CAF	20.0 MHz, QPSK, 100% RB	LTE-FDD	5.67	±9.6
10101	CAF	20.0 MHz, 16QAM, 100% RB	LTE-FDD	6.42	±9.6
10102	CAF	20.0 MHz, 64QAM, 100% RB	LTE-FDD	6.60	±9.6
10103	CAH	20.0 MHz, QPSK, UL/DL CFG: 1, SSC: 4, 100% RB	LTE-TDD	9.29	±9.6
10104	CAH	20.0 MHz, 16QAM, UL/DL CFG: 1, SSC: 4, 100% RB	LTE-TDD	9.97	±9.6
10105	CAH	20.0 MHz, 64QAM, UL/DL CFG: 1, SSC: 4, 100% RB	LTE-TDD	10.01	±9.6
10108	CAH	10.0 MHz, QPSK, 100% RB	LTE-FDD	5.80	±9.6
10109	CAH	10.0 MHz, 16QAM, 100% RB	LTE-FDD	6.43	±9.6
10110	CAH	5.0 MHz, QPSK, 100% RB	LTE-FDD	5.75	±9.6
10111	CAH	5.0 MHz, 16QAM, 100% RB	LTE-FDD	6.44	±9.6
10112	CAH	10.0 MHz, 64QAM, 100% RB	LTE-FDD	6.59	±9.6
10113	CAH	5.0 MHz, 64QAM, 100% RB	LTE-FDD	6.62	±9.6
10114	CAE	HT40 Greenfield, MCS0 (13.5 Mbps), 99.7% DC	WLAN	8.10	±9.6
10115	CAE	HT40 Greenfield, MCS4 (81.0 Mbps), 99.7% DC	WLAN	8.46	±9.6
10116	CAE	HT40 Greenfield, MCS7 (135.0 Mbps), 99.7% DC	WLAN	8.15	±9.6

UID	Rev	Communication System Name	Group	PAR (dB)	Unc^E $k = 2$
10117	CAE	HT40 Mixed, MCS0 (13.5 Mbps), 99.7% DC	WLAN	8.07	±9.6
10118	CAE	HT40 Mixed, MCS4 (81.0 Mbps), 99.7% DC	WLAN	8.59	±9.6
10119	CAE	HT40 Mixed, MCS7 (135.0 Mbps), 99.7% DC	WLAN	8.13	±9.6
10140	CAF	15.0 MHz, 16QAM, 100% RB	LTE-FDD	6.49	±9.6
10141	CAF	15.0 MHz, 64QAM, 100% RB	LTE-FDD	6.53	±9.6
10142	CAF	3.0 MHz, QPSK, 100% RB	LTE-FDD	5.73	±9.6
10143	CAF	3.0 MHz, 16QAM, 100% RB	LTE-FDD	6.35	±9.6
10144	CAF	3.0 MHz, 64QAM, 100% RB	LTE-FDD	6.65	±9.6
10145	CAG	1.4 MHz, QPSK, 100% RB	LTE-FDD	5.76	±9.6
10146	CAG	1.4 MHz, 16QAM, 100% RB	LTE-FDD	6.41	±9.6
10147	CAG	1.4 MHz, 64QAM, 100% RB	LTE-FDD	6.72	±9.6
10149	CAF	20.0 MHz, 16QAM, 50% RB	LTE-FDD	6.42	±9.6
10150	CAF	20.0 MHz, 64QAM, 50% RB	LTE-FDD	6.60	±9.6
10151	CAH	20.0 MHz, QPSK, UL/DL CFG: 1, SSC: 4, 50% RB	LTE-TDD	9.28	±9.6
10152	CAH	20.0 MHz, 16QAM, UL/DL CFG: 1, SSC: 4, 50% RB	LTE-TDD	9.92	±9.6
10153	CAH	20.0 MHz, 64QAM, UL/DL CFG: 1, SSC: 4, 50% RB	LTE-TDD	10.05	±9.6
10154	CAH	10.0 MHz, QPSK, 50% RB	LTE-FDD	5.75	±9.6
10155	CAH	10.0 MHz, 16QAM, 50% RB	LTE-FDD	6.43	±9.6
10156	CAH	5.0 MHz, QPSK, 50% RB	LTE-FDD	5.79	±9.6
10157	CAH	5.0 MHz, 16QAM, 50% RB	LTE-FDD	6.49	±9.6
10158	CAH	10.0 MHz, 64QAM, 50% RB	LTE-FDD	6.62	±9.6
10159	CAH	5.0 MHz, 64QAM, 50% RB	LTE-FDD	6.56	±9.6
10160	CAF	15.0 MHz, QPSK, 50% RB	LTE-FDD	5.82	±9.6
10161	CAF	15.0 MHz, 16QAM, 50% RB	LTE-FDD	6.43	±9.6
10162	CAF	15.0 MHz, 64QAM, 50% RB	LTE-FDD	6.58	±9.6
10166	CAG	1.4 MHz, QPSK, 50% RB	LTE-FDD	5.46	±9.6
10167	CAG	1.4 MHz, 16QAM, 50% RB	LTE-FDD	6.21	±9.6
10168	CAG	1.4 MHz, 64QAM, 50% RB	LTE-FDD	6.79	±9.6
10169	CAF	20.0 MHz, QPSK, 1 RB	LTE-FDD	5.73	±9.6
10170	CAF	20.0 MHz, 16QAM, 1 RB	LTE-FDD	6.52	±9.6
10171	AAF	20.0 MHz, 64QAM, 1 RB	LTE-FDD	6.49	±9.6
10172	CAH	20.0 MHz, QPSK, UL/DL CFG: 1, SSC: 4, 1 RB	LTE-TDD	9.21	±9.6
10173	CAH	20.0 MHz, 16QAM, UL/DL CFG: 1, SSC: 4, 1 RB	LTE-TDD	9.48	±9.6
10174	CAH	20.0 MHz, 64QAM, UL/DL CFG: 1, SSC: 4, 1 RB	LTE-TDD	10.25	±9.6
10175	CAH	10.0 MHz, QPSK, 1 RB	LTE-FDD	5.72	±9.6
10176	CAH	10.0 MHz, 16QAM, 1 RB	LTE-FDD	6.52	±9.6
10177	CAJ	5.0 MHz, QPSK, 1 RB	LTE-FDD	5.73	±9.6
10178	CAH	5.0 MHz, 16QAM, 1 RB	LTE-FDD	6.52	±9.6
10179	CAH	10.0 MHz, 64QAM, 1 RB	LTE-FDD	6.50	±9.6
10180	CAH	5.0 MHz, 64QAM, 1 RB	LTE-FDD	6.50	±9.6
10181	CAF	15.0 MHz, QPSK, 1 RB	LTE-FDD	5.72	±9.6
10182	CAF	15.0 MHz, 16QAM, 1 RB	LTE-FDD	6.52	±9.6
10183	AAE	15.0 MHz, 64QAM, 1 RB	LTE-FDD	6.50	±9.6
10184	CAF	3.0 MHz, QPSK, 1 RB	LTE-FDD	5.73	±9.6
10185	CAF	3.0 MHz, 16QAM, 1 RB	LTE-FDD	6.51	±9.6
10186	AAF	3.0 MHz, 64QAM, 1 RB	LTE-FDD	6.50	±9.6
10187	CAG	1.4 MHz, QPSK, 1 RB	LTE-FDD	5.73	±9.6
10188	CAG	1.4 MHz, 16QAM, 1 RB	LTE-FDD	6.52	±9.6
10189	AAG	1.4 MHz, 64QAM, 1 RB	LTE-FDD	6.50	±9.6
10193	CAE	HT20 Greenfield, MCS0 (6.5 Mbps), 99.4% DC	WLAN	8.09	±9.6
10194	CAE	HT20 Greenfield, MCS4 (39.0 Mbps), 99.5% DC	WLAN	8.12	±9.6
10195	CAE	HT20 Greenfield, MCS7 (65.0 Mbps), 99.5% DC	WLAN	8.21	±9.6
10196	CAE	HT20 Mixed, MCS0 (6.5 Mbps), 99.4% DC	WLAN	8.10	±9.6
10197	CAE	HT20 Mixed, MCS4 (39.0 Mbps), 99.5% DC	WLAN	8.13	±9.6
10198	CAE	HT20 Mixed, MCS7 (65.0 Mbps), 99.5% DC	WLAN	8.27	±9.6
10219	CAE	HT20 Mixed, MCS0 (7.2 Mbps), 99.3% DC	WLAN	8.03	±9.6
10220	CAE	HT20 Mixed, MCS4 (43.3 Mbps), 99.4% DC	WLAN	8.13	±9.6
10221	CAE	HT20 Mixed, MCS7 (72.2 Mbps), 99.4% DC	WLAN	8.27	±9.6
10222	CAE	HT40 Mixed, MCS0 (15.0 Mbps), 99.7% DC	WLAN	8.06	±9.6
10223	CAE	HT40 Mixed, MCS4 (90.0 Mbps), 99.7% DC	WLAN	8.48	±9.6
10224	CAE	HT40 Mixed, MCS7 (150.0 Mbps), 99.7% DC	WLAN	8.08	±9.6
10225	CAC	Rel. 7 HSPA+, 16QAM, 5.0 MHz	WCDMA	5.97	±9.6
10226	CAC	1.4 MHz, 16QAM, UL/DL CFG: 1, SSC: 4, 1 RB	LTE-TDD	9.49	±9.6
10227	CAC	1.4 MHz, 64QAM, UL/DL CFG: 1, SSC: 4, 1 RB	LTE-TDD	10.26	±9.6
10228	CAC	1.4 MHz, QPSK, UL/DL CFG: 1, SSC: 4, 1 RB	LTE-TDD	9.22	±9.6
10229	CAE	3.0 MHz, 16QAM, UL/DL CFG: 1, SSC: 4, 1 RB	LTE-TDD	9.48	±9.6

UID	Rev	Communication System Name	Group	PAR (dB)	Unc^E $k = 2$
10230	CAE	3.0 MHz, 64QAM, UL/DL CFG: 1, SSC: 4, 1 RB	LTE-TDD	10.25	±9.6
10231	CAE	3.0 MHz, QPSK, UL/DL CFG: 1, SSC: 4, 1 RB	LTE-TDD	9.19	±9.6
10232	CAH	5.0 MHz, 16QAM, UL/DL CFG: 1, SSC: 4, 1 RB	LTE-TDD	9.48	±9.6
10233	CAH	5.0 MHz, 64QAM, UL/DL CFG: 1, SSC: 4, 1 RB	LTE-TDD	10.25	±9.6
10234	CAH	5.0 MHz, QPSK, UL/DL CFG: 1, SSC: 4, 1 RB	LTE-TDD	9.21	±9.6
10235	CAH	10.0 MHz, 16QAM, UL/DL CFG: 1, SSC: 4, 1 RB	LTE-TDD	9.48	±9.6
10236	CAH	10.0 MHz, 64QAM, UL/DL CFG: 1, SSC: 4, 1 RB	LTE-TDD	10.25	±9.6
10237	CAH	10.0 MHz, QPSK, UL/DL CFG: 1, SSC: 4, 1 RB	LTE-TDD	9.21	±9.6
10238	CAG	15.0 MHz, 16QAM, UL/DL CFG: 1, SSC: 4, 1 RB	LTE-TDD	9.48	±9.6
10239	CAG	15.0 MHz, 64QAM, UL/DL CFG: 1, SSC: 4, 1 RB	LTE-TDD	10.25	±9.6
10240	CAG	15.0 MHz, QPSK, UL/DL CFG: 1, SSC: 4, 1 RB	LTE-TDD	9.21	±9.6
10241	CAC	1.4 MHz, 16QAM, UL/DL CFG: 1, SSC: 4, 50% RB	LTE-TDD	9.82	±9.6
10242	CAC	1.4 MHz, 64QAM, UL/DL CFG: 1, SSC: 4, 50% RB	LTE-TDD	9.86	±9.6
10243	CAC	1.4 MHz, QPSK, UL/DL CFG: 1, SSC: 4, 50% RB	LTE-TDD	9.46	±9.6
10244	CAE	3.0 MHz, 16QAM, UL/DL CFG: 1, SSC: 4, 50% RB	LTE-TDD	10.06	±9.6
10245	CAE	3.0 MHz, 64QAM, UL/DL CFG: 1, SSC: 4, 50% RB	LTE-TDD	10.06	±9.6
10246	CAE	3.0 MHz, QPSK, UL/DL CFG: 1, SSC: 4, 50% RB	LTE-TDD	9.30	±9.6
10247	CAH	5.0 MHz, 16QAM, UL/DL CFG: 1, SSC: 4, 50% RB	LTE-TDD	9.91	±9.6
10248	CAH	5.0 MHz, 64QAM, UL/DL CFG: 1, SSC: 4, 50% RB	LTE-TDD	10.09	±9.6
10249	CAH	5.0 MHz, QPSK, UL/DL CFG: 1, SSC: 4, 50% RB	LTE-TDD	9.29	±9.6
10250	CAH	10.0 MHz, 16QAM, UL/DL CFG: 1, SSC: 4, 50% RB	LTE-TDD	9.81	±9.6
10251	CAH	10.0 MHz, 64QAM, UL/DL CFG: 1, SSC: 4, 50% RB	LTE-TDD	10.17	±9.6
10252	CAH	10.0 MHz, QPSK, UL/DL CFG: 1, SSC: 4, 50% RB	LTE-TDD	9.24	±9.6
10253	CAG	15.0 MHz, 16QAM, UL/DL CFG: 1, SSC: 4, 50% RB	LTE-TDD	9.90	±9.6
10254	CAG	15.0 MHz, 64QAM, UL/DL CFG: 1, SSC: 4, 50% RB	LTE-TDD	10.14	±9.6
10255	CAG	15.0 MHz, QPSK, UL/DL CFG: 1, SSC: 4, 50% RB	LTE-TDD	9.20	±9.6
10256	CAC	1.4 MHz, 16QAM, UL/DL CFG: 1, SSC: 4, 100% RB	LTE-TDD	9.96	±9.6
10257	CAC	1.4 MHz, 64QAM, UL/DL CFG: 1, SSC: 4, 100% RB	LTE-TDD	10.08	±9.6
10258	CAC	1.4 MHz, QPSK, UL/DL CFG: 1, SSC: 4, 100% RB	LTE-TDD	9.34	±9.6
10259	CAE	3.0 MHz, 16QAM, UL/DL CFG: 1, SSC: 4, 100% RB	LTE-TDD	9.98	±9.6
10260	CAE	3.0 MHz, 64QAM, UL/DL CFG: 1, SSC: 4, 100% RB	LTE-TDD	9.97	±9.6
10261	CAE	3.0 MHz, QPSK, UL/DL CFG: 1, SSC: 4, 100% RB	LTE-TDD	9.24	±9.6
10262	CAH	5.0 MHz, 16QAM, UL/DL CFG: 1, SSC: 4, 100% RB	LTE-TDD	9.83	±9.6
10263	CAH	5.0 MHz, 64QAM, UL/DL CFG: 1, SSC: 4, 100% RB	LTE-TDD	10.16	±9.6
10264	CAH	5.0 MHz, QPSK, UL/DL CFG: 1, SSC: 4, 100% RB	LTE-TDD	9.23	±9.6
10265	CAH	10.0 MHz, 16QAM, UL/DL CFG: 1, SSC: 4, 100% RB	LTE-TDD	9.92	±9.6
10266	CAH	10.0 MHz, 64QAM, UL/DL CFG: 1, SSC: 4, 100% RB	LTE-TDD	10.07	±9.6
10267	CAH	10.0 MHz, QPSK, UL/DL CFG: 1, SSC: 4, 100% RB	LTE-TDD	9.30	±9.6
10268	CAG	15.0 MHz, 16QAM, UL/DL CFG: 1, SSC: 4, 100% RB	LTE-TDD	10.06	±9.6
10269	CAG	15.0 MHz, 64QAM, UL/DL CFG: 1, SSC: 4, 100% RB	LTE-TDD	10.13	±9.6
10270	CAG	15.0 MHz, QPSK, UL/DL CFG: 1, SSC: 4, 100% RB	LTE-TDD	9.58	±9.6
10274	CAC	Rel. 6 HSUPA Subset 2, beta_d 0, QPSK, 5.0 MHz	WCDMA	4.87	±9.6
10275	CAC	Rel. 6 HSUPA Subset 2,beta_d 15, QPSK, 5.0 MHz	WCDMA	3.96	±9.6
10290	AAB	RC1, SO55, Full frame rate, 1xRTT	CDMA2000	3.91	±9.6
10291	AAB	RC3, SO55, Full frame rate, 1xRTT	CDMA2000	3.46	±9.6
10292	AAB	RC3, SO32, Full frame rate, SCH0 disabled, 1xRTT	CDMA2000	3.39	±9.6
10293	AAB	RC3, SO3, Full frame rate, 1xRTT	CDMA2000	3.50	±9.6
10295	AAB	RC3, SO3, 1/8 frame rate, 1xRTT	CDMA2000	12.49	±9.6
10297	AAE	20.0 MHz, QPSK, 50% RB	LTE-FDD	5.81	±9.6
10298	AAE	3.0 MHz, QPSK, 50% RB	LTE-FDD	5.72	±9.6
10299	AAE	3.0 MHz, 16QAM, 50% RB	LTE-FDD	6.39	±9.6
10300	AAE	3.0 MHz, 64QAM, 50% RB	LTE-FDD	6.60	±9.6
10301	AAA	PUSC, 29:18, QPSK, 5.0 ms, 18 TRAF SYM	WiMAX	12.03	±9.6
10302	AAA	PUSC, 29:18, QPSK, 5.0 ms, 15 TRAF SYM	WiMAX	12.57	±9.6
10303	AAA	PUSC, 31:15, 64QAM, 5.0 ms, 15 TRAF SYM	WiMAX	12.52	±9.6
10304	AAA	PUSC, 29:18, 64QAM, 5.0 ms, 18 TRAF SYM	WiMAX	11.86	±9.6
10305	AAA	PUSC, 31:15, 64QAM, 10.0 ms, 15 TRAF SYM	WiMAX	15.24	±9.6
10306	AAA	PUSC, 29:18, 64QAM, 10.0 ms, 18 TRAF SYM	WiMAX	14.67	±9.6
10307	AAA	PUSC, 29:18, QPSK, 10.0 ms, 18 TRAF SYM	WiMAX	14.49	±9.6
10308	AAA	PUSC, 29:18, 16QAM, 10.0 ms, 18 TRAF SYM	WiMAX	14.46	±9.6
10309	AAA	AMC 2x3, 29:18, 16QAM, 10.0 ms, 18 TRAF SYM	WiMAX	14.58	±9.6
10310	AAA	AMC 2x3, 29:18, QPSK, 10.0 ms, 18 TRAF SYM	WiMAX	14.57	±9.6
10311	AAE	15.0 MHz, QPSK, 100% RB	LTE-FDD	6.06	±9.6
10315	AAB	DSSS, DBPSK, 1.0 Mbps, 96.0% DC	WLAN	1.71	±9.6
10316	AAB	OFDM, BPSK, 6.0 Mbps, 95.9% DC	WLAN	8.36	±9.6
10317	AAE	OFDM, BPSK, 6.0 Mbps, 95.9% DC	WLAN	8.36	±9.6

UID	Rev	Communication System Name	Group	PAR (dB)	Unc^E $k=2$
10352	AAA	Pulse (D=10%, T=5 ms)	Generic	10.00	±9.6
10353	AAA	Pulse (D=20%, T=5 ms)	Generic	6.99	±9.6
10354	AAA	Pulse (D=40%, T=5 ms)	Generic	3.98	±9.6
10355	AAA	Pulse (D=60%, T=5 ms)	Generic	2.22	±9.6
10356	AAA	Pulse (D=80%, T=5 ms)	Generic	0.97	±9.6
10387	AAA	Random (BW=1 MHz, MOD=QPSK)	Generic	5.10	±9.6
10388	AAA	Random (BW=10 MHz, MOD=QPSK)	Generic	5.22	±9.6
10396	AAA	Random (BW=100 kHz, MOD=64QAM)	Generic	6.27	±9.6
10399	AAA	Random (BW=40 MHz, MOD=64QAM)	Generic	6.27	±9.6
10400	AAF	VHT20, MCS5 (52.0 Mbps), 99.0% DC	WLAN	8.37	±9.6
10401	AAF	VHT40, MCS5 (108.0 Mbps), 96.7% DC	WLAN	8.60	±9.6
10402	AAF	VHT80, MCS5 (234.0 Mbps), 99.0% DC	WLAN	8.53	±9.6
10403	AAB	Rev. 0, 1xEV-DO	CDMA2000	3.76	±9.6
10404	AAB	Rev. A, 1xEV-DO	CDMA2000	3.77	±9.6
10406	AAB	RC3, SO32, Full frame rate, SCH0 enabled, 1xRTT	CDMA2000	5.22	±9.6
10410	AAH	10.0 MHz, QPSK, UL/DL CFG: 0, SSC: 4, 1 RB	LTE-TDD	7.82	±9.6
10414	AAA	Random (BW=40 MHz, HIGH PAR)	Generic	8.54	±9.6
10415	AAA	DSSS, DBPSK, 1.0 Mbps, 99.9% DC	WLAN	1.54	±9.6
10416	AAA	OFDM, BPSK, 6.0 Mbps, 99.9% DC	WLAN	8.23	±9.6
10417	AAD	OFDM, BPSK, 6.0 Mbps, 99.9% DC	WLAN	8.23	±9.6
10418	AAA	OFDM (LTF), BPSK, 6.0 Mbps, 99.8% DC	WLAN	8.14	±9.6
10419	AAA	OFDM (STF), BPSK, 6.0 Mbps, 99.8% DC	WLAN	8.19	±9.6
10422	AAD	HT20 Greenfield, MCS0 (7.2 Mbps), 99.3% DC	WLAN	8.32	±9.6
10423	AAD	HT20 Greenfield, MCS4 (43.3 Mbps), 99.3% DC	WLAN	8.47	±9.6
10424	AAD	HT20 Greenfield, MCS7 (72.2 Mbps), 99.3% DC	WLAN	8.40	±9.6
10425	AAD	HT40 Greenfield, MCS0 (15.0 Mbps), 99.2% DC	WLAN	8.41	±9.6
10426	AAD	HT40 Greenfield, MCS4 (90.0 Mbps), 99.2% DC	WLAN	8.45	±9.6
10427	AAD	HT40 Greenfield, MCS7 (150.0 Mbps), 99.2% DC	WLAN	8.41	±9.6
10430	AAE	5.0 MHz, 64-QAM, 100% RB	LTE-FDD	8.28	±9.6
10431	AAE	10.0 MHz, 64-QAM, 100% RB	LTE-FDD	8.38	±9.6
10432	AAD	15.0 MHz, 64-QAM, 100% RB	LTE-FDD	8.34	±9.6
10433	AAD	20.0 MHz, 64-QAM, 100% RB	LTE-FDD	8.34	±9.6
10434	AAB	BS Test Model 1, 64 DPCH, 64QAM, 5.0 MHz (DL)	WCDMA	8.60	±9.6
10435	AAG	20.0 MHz, QPSK, UL/DL CFG: 0, SSC: 7, 1 RB	LTE-TDD	7.82	±9.6
10447	AAE	5.0 MHz, 64-QAM, 100% RB	LTE-FDD	7.56	±9.6
10448	AAE	10.0 MHz, 64-QAM, 100% RB	LTE-FDD	7.53	±9.6
10449	AAD	15.0 MHz, 64-QAM, 100% RB	LTE-FDD	7.51	±9.6
10450	AAD	20.0 MHz, 64-QAM, 100% RB	LTE-FDD	7.48	±9.6
10451	AAB	BS Test Model 1, 64 DPCH, Clipping 44%, 64QAM, 5.0 MHz (DL)	WCDMA	7.59	±9.6
10456	AAD	VHT160, MCS5 (58.5 Mbps), 99.0% DC	WLAN	8.63	±9.6
10457	AAB	Rel. 5 DC-HSDPA, QPSK, 10.0 MHz	WCDMA	6.62	±9.6
10458	AAA	Rev. B, 2 carriers, 1xEV-DO	CDMA2000	6.55	±9.6
10459	AAA	Rev. B, 3 carriers, 1xEV-DO	CDMA2000	8.25	±9.6
10460	AAB	Rel. 99, AMR, QPSK, 5.0 MHz	WCDMA	2.39	±9.6
10461	AAC	1.4 MHz, QPSK, UL/DL CFG: 0, SSC: 7, 1 RB	LTE-TDD	7.82	±9.6
10462	AAC	1.4 MHz, 16QAM, UL/DL CFG: 0, SSC: 7, 1 RB	LTE-TDD	8.30	±9.6
10463	AAC	1.4 MHz, 64QAM, UL/DL CFG: 0, SSC: 7, 1 RB	LTE-TDD	8.56	±9.6
10464	AAD	3.0 MHz, QPSK, UL/DL CFG: 0, SSC: 7, 1 RB	LTE-TDD	7.82	±9.6
10465	AAD	3.0 MHz, 16QAM, UL/DL CFG: 0, SSC: 7, 1 RB	LTE-TDD	8.32	±9.6
10466	AAD	3.0 MHz, 64QAM, UL/DL CFG: 0, SSC: 7, 1 RB	LTE-TDD	8.57	±9.6
10467	AAG	5.0 MHz, QPSK, UL/DL CFG: 0, SSC: 7, 1 RB	LTE-TDD	7.82	±9.6
10468	AAG	5.0 MHz, 16QAM, UL/DL CFG: 0, SSC: 7, 1 RB	LTE-TDD	8.32	±9.6
10469	AAG	5.0 MHz, 64QAM, UL/DL CFG: 0, SSC: 7, 1 RB	LTE-TDD	8.56	±9.6
10470	AAG	10.0 MHz, QPSK, UL/DL CFG: 0, SSC: 7, 1 RB	LTE-TDD	7.82	±9.6
10471	AAG	10.0 MHz, 16QAM, UL/DL CFG: 0, SSC: 7, 1 RB	LTE-TDD	8.32	±9.6
10472	AAG	10.0 MHz, 64QAM, UL/DL CFG: 0, SSC: 7, 1 RB	LTE-TDD	8.57	±9.6
10473	AAF	15.0 MHz, QPSK, UL/DL CFG: 0, SSC: 7, 1 RB	LTE-TDD	7.82	±9.6
10474	AAF	15.0 MHz, 16QAM, UL/DL CFG: 0, SSC: 7, 1 RB	LTE-TDD	8.32	±9.6
10475	AAF	15.0 MHz, 64QAM, UL/DL CFG: 0, SSC: 7, 1 RB	LTE-TDD	8.57	±9.6
10477	AAG	20.0 MHz, 16QAM, UL/DL CFG: 0, SSC: 7, 1 RB	LTE-TDD	8.32	±9.6
10478	AAG	20.0 MHz, 64QAM, UL/DL CFG: 0, SSC: 7, 1 RB	LTE-TDD	8.57	±9.6
10479	AAC	1.4 MHz, QPSK, UL/DL CFG: 0, SSC: 7, 50% RB	LTE-TDD	7.74	±9.6
10480	AAC	1.4 MHz, 16QAM, UL/DL CFG: 0, SSC: 7, 50% RB	LTE-TDD	8.18	±9.6
10481	AAC	1.4 MHz, 64QAM, UL/DL CFG: 0, SSC: 7, 50% RB	LTE-TDD	8.45	±9.6
10482	AAD	3.0 MHz, QPSK, UL/DL CFG: 0, SSC: 7, 50% RB	LTE-TDD	7.71	±9.6
10483	AAD	3.0 MHz, 16QAM, UL/DL CFG: 0, SSC: 7, 50% RB	LTE-TDD	8.39	±9.6

EX3DV4 - SN:3819 September 11, 2025

UID	Rev	Communication System Name	Group	PAR (dB)	Unc^E $k = 2$
10484	AAD	3.0 MHz, 64QAM, UL/DL CFG: 0, SSC: 7, 50% RB	LTE-TDD	8.47	±9.6
10485	AAG	5.0 MHz, QPSK, UL/DL CFG: 0, SSC: 7, 50% RB	LTE-TDD	7.59	±9.6
10486	AAG	5.0 MHz, 16QAM, UL/DL CFG: 0, SSC: 7, 50% RB	LTE-TDD	8.38	±9.6
10487	AAG	5.0 MHz, 64QAM, UL/DL CFG: 0, SSC: 7, 50% RB	LTE-TDD	8.60	±9.6
10488	AAG	10.0 MHz, QPSK, UL/DL CFG: 0, SSC: 7, 50% RB	LTE-TDD	7.70	±9.6
10489	AAG	10.0 MHz, 16QAM, UL/DL CFG: 0, SSC: 7, 50% RB	LTE-TDD	8.31	±9.6
10490	AAG	10.0 MHz, 64QAM, UL/DL CFG: 0, SSC: 7, 50% RB	LTE-TDD	8.54	±9.6
10491	AAF	15.0 MHz, QPSK, UL/DL CFG: 0, SSC: 7, 50% RB	LTE-TDD	7.74	±9.6
10492	AAF	15.0 MHz, 16QAM, UL/DL CFG: 0, SSC: 7, 50% RB	LTE-TDD	8.41	±9.6
10493	AAF	15.0 MHz, 64QAM, UL/DL CFG: 0, SSC: 7, 50% RB	LTE-TDD	8.55	±9.6
10494	AAG	20.0 MHz, QPSK, UL/DL CFG: 0, SSC: 7, 50% RB	LTE-TDD	7.74	±9.6
10495	AAG	20.0 MHz, 16QAM, UL/DL CFG: 0, SSC: 7, 50% RB	LTE-TDD	8.37	±9.6
10496	AAG	20.0 MHz, 64QAM, UL/DL CFG: 0, SSC: 7, 50% RB	LTE-TDD	8.54	±9.6
10497	AAC	1.4 MHz, QPSK, UL/DL CFG: 0, SSC: 7, 100% RB	LTE-TDD	7.67	±9.6
10498	AAC	1.4 MHz, 16QAM, UL/DL CFG: 0, SSC: 7, 100% RB	LTE-TDD	8.40	±9.6
10499	AAC	1.4 MHz, 64QAM, UL/DL CFG: 0, SSC: 7, 100% RB	LTE-TDD	8.68	±9.6
10500	AAD	3.0 MHz, QPSK, UL/DL CFG: 0, SSC: 7, 100% RB	LTE-TDD	7.67	±9.6
10501	AAD	3.0 MHz, 16QAM, UL/DL CFG: 0, SSC: 7, 100% RB	LTE-TDD	8.44	±9.6
10502	AAD	3.0 MHz, 64QAM, UL/DL CFG: 0, SSC: 7, 100% RB	LTE-TDD	8.52	±9.6
10503	AAG	5.0 MHz, QPSK, UL/DL CFG: 0, SSC: 7, 100% RB	LTE-TDD	7.72	±9.6
10504	AAG	5.0 MHz, 16QAM, UL/DL CFG: 0, SSC: 7, 100% RB	LTE-TDD	8.31	±9.6
10505	AAG	5.0 MHz, 64QAM, UL/DL CFG: 0, SSC: 7, 100% RB	LTE-TDD	8.54	±9.6
10506	AAG	10.0 MHz, QPSK, UL/DL CFG: 0, SSC: 7, 100% RB	LTE-TDD	7.74	±9.6
10507	AAG	10.0 MHz, 16QAM, UL/DL CFG: 0, SSC: 7, 100% RB	LTE-TDD	8.36	±9.6
10508	AAG	10.0 MHz, 64QAM, UL/DL CFG: 0, SSC: 7, 100% RB	LTE-TDD	8.55	±9.6
10509	AAF	15.0 MHz, QPSK, UL/DL CFG: 0, SSC: 7, 100% RB	LTE-TDD	7.99	±9.6
10510	AAF	15.0 MHz, 16QAM, UL/DL CFG: 0, SSC: 7, 100% RB	LTE-TDD	8.49	±9.6
10511	AAF	15.0 MHz, 64QAM, UL/DL CFG: 0, SSC: 7, 100% RB	LTE-TDD	8.51	±9.6
10512	AAG	20.0 MHz, QPSK, UL/DL CFG: 0, SSC: 7, 100% RB	LTE-TDD	7.74	±9.6
10513	AAG	20.0 MHz, 16QAM, UL/DL CFG: 0, SSC: 7, 100% RB	LTE-TDD	8.42	±9.6
10514	AAG	20.0 MHz, 64QAM, UL/DL CFG: 0, SSC: 7, 100% RB	LTE-TDD	8.45	±9.6
10515	AAA	DSSS, DQPSK, 2.0 Mbps, 99.0% DC	WLAN	1.58	±9.6
10516	AAA	HR-DSSS, DQPSK, 5.5 Mbps, 99.2% DC	WLAN	1.57	±9.6
10517	AAA	HR-DSSS, DQPSK, 11.0 Mbps, 99.0% DC	WLAN	1.58	±9.6
10518	AAD	OFDM, BPSK, 9.0 Mbps, 98.9% DC	WLAN	8.23	±9.6
10519	AAD	OFDM, QPSK, 12.0 Mbps, 99.0% DC	WLAN	8.39	±9.6
10520	AAD	OFDM, QPSK, 18.0 Mbps, 99.0% DC	WLAN	8.12	±9.6
10521	AAD	OFDM, 16QAM, 24.0 Mbps, 99.0% DC	WLAN	7.97	±9.6
10522	AAD	OFDM, 16QAM, 36.0 Mbps, 99.0% DC	WLAN	8.45	±9.6
10523	AAD	OFDM, 64QAM, 48.0 Mbps, 99.0% DC	WLAN	8.08	±9.6
10524	AAD	OFDM, 64QAM, 54.0 Mbps, 99.0% DC	WLAN	8.27	±9.6
10525	AAD	VHT20, MCS0 (6.5 Mbps), 98.9% DC	WLAN	8.36	±9.6
10526	AAD	VHT20, MCS1 (13.0 Mbps), 99.0% DC	WLAN	8.42	±9.6
10527	AAD	VHT20, MCS2 (19.5 Mbps), 99.0% DC	WLAN	8.21	±9.6
10528	AAD	VHT20, MCS3 (26.0 Mbps), 99.0% DC	WLAN	8.36	±9.6
10529	AAD	VHT20, MCS4 (39.0 Mbps), 99.0% DC	WLAN	8.36	±9.6
10531	AAD	VHT20, MCS6 (58.5 Mbps), 99.0% DC	WLAN	8.43	±9.6
10532	AAD	VHT20, MCS7 (65.0 Mbps), 99.0% DC	WLAN	8.29	±9.6
10533	AAD	VHT20, MCS8 (78.0 Mbps), 99.0% DC	WLAN	8.38	±9.6
10534	AAD	VHT40, MCS0 (13.5 Mbps), 98.9% DC	WLAN	8.45	±9.6
10535	AAD	VHT40, MCS1 (27.0 Mbps), 98.8% DC	WLAN	8.45	±9.6
10536	AAD	VHT40, MCS2 (40.5 Mbps), 98.8% DC	WLAN	8.32	±9.6
10537	AAD	VHT40, MCS3 (54.0 Mbps), 98.7% DC	WLAN	8.44	±9.6
10538	AAD	VHT40, MCS4 (81.0 Mbps), 98.5% DC	WLAN	8.54	±9.6
10540	AAD	VHT40, MCS6 (121.5 Mbps), 98.3% DC	WLAN	8.39	±9.6
10541	AAD	VHT40, MCS7 (135.0 Mbps), 98.3% DC	WLAN	8.46	±9.6
10542	AAD	VHT40, MCS8 (162.0 Mbps), 98.1% DC	WLAN	8.65	±9.6
10543	AAD	VHT40, MCS9 (180.0 Mbps), 98.0% DC	WLAN	8.65	±9.6
10544	AAD	VHT80, MCS0 (29.3 Mbps), 99.0% DC	WLAN	8.47	±9.6
10545	AAD	VHT80, MCS1 (58.5 Mbps), 99.0% DC	WLAN	8.55	±9.6
10546	AAD	VHT80, MCS2 (87.8 Mbps), 99.0% DC	WLAN	8.35	±9.6
10547	AAD	VHT80, MCS3 (117.0 Mbps), 99.0% DC	WLAN	8.49	±9.6
10548	AAD	VHT80, MCS4 (175.5 Mbps), 99.0% DC	WLAN	8.37	±9.6
10550	AAD	VHT80, MCS6 (263.3 Mbps), 99.0% DC	WLAN	8.38	±9.6
10551	AAD	VHT80, MCS7 (292.5 Mbps), 99.0% DC	WLAN	8.50	±9.6
10552	AAD	VHT80, MCS8 (351.0 Mbps), 99.0% DC	WLAN	8.42	±9.6

EX3DV4 - SN:3819 September 11, 2025

UID	Rev	Communication System Name	Group	PAR (dB)	Unc^E $k = 2$
10553	AAD	VHT80, MCS9 (390.0 Mbps), 99.0% DC	WLAN	8.45	±9.6
10554	AAE	VHT160, MCS0 (58.5 Mbps), 99.0% DC	WLAN	8.48	±9.6
10555	AAE	VHT160, MCS1 (117.0 Mbps), 99.0% DC	WLAN	8.47	±9.6
10556	AAE	VHT160, MCS2 (175.5 Mbps), 99.0% DC	WLAN	8.50	±9.6
10557	AAE	VHT160, MCS3 (234.0 Mbps), 99.0% DC	WLAN	8.52	±9.6
10558	AAE	VHT160, MCS4 (351.0 Mbps), 99.0% DC	WLAN	8.61	±9.6
10560	AAE	VHT160, MCS6 (526.5 Mbps), 99.0% DC	WLAN	8.73	±9.6
10561	AAE	VHT160, MCS7 (585.0 Mbps), 99.0% DC	WLAN	8.56	±9.6
10562	AAE	VHT160, MCS8 (702.0 Mbps), 99.0% DC	WLAN	8.69	±9.6
10563	AAE	VHT160, MCS9 (780.0 Mbps), 99.0% DC	WLAN	8.77	±9.6
10564	AAA	OFDM, BPSK, 9.0 Mbps, 98.9% DC	WLAN	8.25	±9.6
10565	AAA	OFDM, QPSK, 12.0 Mbps, 99.0% DC	WLAN	8.45	±9.6
10566	AAA	OFDM, QPSK, 18.0 Mbps, 99.0% DC	WLAN	8.13	±9.6
10567	AAA	OFDM, 16QAM, 24.0 Mbps, 99.0% DC	WLAN	8.00	±9.6
10568	AAA	OFDM, 16QAM, 36.0 Mbps, 99.0% DC	WLAN	8.37	±9.6
10569	AAA	OFDM, 64QAM, 48.0 Mbps, 99.0% DC	WLAN	8.10	±9.6
10570	AAA	OFDM, 64QAM, 54.0 Mbps, 99.0% DC	WLAN	8.30	±9.6
10571	AAA	DSSS, DQPSK, 1.0 Mbps, 90.0% DC	WLAN	1.99	±9.6
10572	AAA	DSSS, DQPSK, 2.0 Mbps, 90.0% DC	WLAN	1.99	±9.6
10573	AAA	HR-DSSS, DQPSK, 5.5 Mbps, 90.1% DC	WLAN	1.98	±9.6
10574	AAA	HR-DSSS, DQPSK, 11.0 Mbps, 90.3% DC	WLAN	1.98	±9.6
10575	AAA	OFDM, BPSK, 6.0 Mbps, 89.9% DC	WLAN	8.59	±9.6
10576	AAA	OFDM, BPSK, 9.0 Mbps, 89.9% DC	WLAN	8.60	±9.6
10577	AAA	OFDM, QPSK, 12.0 Mbps, 90.0% DC	WLAN	8.70	±9.6
10578	AAA	OFDM, QPSK, 18.0 Mbps, 90.0% DC	WLAN	8.49	±9.6
10579	AAA	OFDM, 16QAM, 24.0 Mbps, 90.0% DC	WLAN	8.36	±9.6
10580	AAA	OFDM, 16QAM, 36.0 Mbps, 90.0% DC	WLAN	8.76	±9.6
10581	AAA	OFDM, 64QAM, 48.0 Mbps, 90.0% DC	WLAN	8.35	±9.6
10582	AAA	OFDM, 64QAM, 54.0 Mbps, 90.0% DC	WLAN	8.67	±9.6
10583	AAD	OFDM, BPSK, 6.0 Mbps, 89.9% DC	WLAN	8.59	±9.6
10584	AAD	OFDM, BPSK, 9.0 Mbps, 89.9% DC	WLAN	8.60	±9.6
10585	AAD	OFDM, QPSK, 12.0 Mbps, 90.0% DC	WLAN	8.70	±9.6
10586	AAD	OFDM, QPSK, 18.0 Mbps, 90.0% DC	WLAN	8.49	±9.6
10587	AAD	OFDM, 16QAM, 24.0 Mbps, 90.0% DC	WLAN	8.36	±9.6
10588	AAD	OFDM, 16QAM, 36.0 Mbps, 90.0% DC	WLAN	8.76	±9.6
10589	AAD	OFDM, 64QAM, 48.0 Mbps, 90.0% DC	WLAN	8.35	±9.6
10590	AAD	OFDM, 64QAM, 54.0 Mbps, 90.0% DC	WLAN	8.67	±9.6
10591	AAD	HT20 Mixed, MCS0 (6.5 Mbps), 89.9% DC	WLAN	8.63	±9.6
10592	AAD	HT20 Mixed, MCS1 (13.0 Mbps), 90.0% DC	WLAN	8.79	±9.6
10593	AAD	HT20 Mixed, MCS2 (19.5 Mbps), 90.0% DC	WLAN	8.64	±9.6
10594	AAD	HT20 Mixed, MCS3 (26.0 Mbps), 90.0% DC	WLAN	8.74	±9.6
10595	AAD	HT20 Mixed, MCS4 (39.0 Mbps), 90.0% DC	WLAN	8.74	±9.6
10596	AAD	HT20 Mixed, MCS5 (52.0 Mbps), 90.0% DC	WLAN	8.71	±9.6
10597	AAD	HT20 Mixed, MCS6 (58.5 Mbps), 90.0% DC	WLAN	8.72	±9.6
10598	AAD	HT20 Mixed, MCS7 (65.0 Mbps), 90.0% DC	WLAN	8.50	±9.6
10599	AAD	HT40 Mixed, MCS0 (13.5 Mbps), 89.9% DC	WLAN	8.79	±9.6
10600	AAD	HT40 Mixed, MCS1 (27.0 Mbps), 89.7% DC	WLAN	8.88	±9.6
10601	AAD	HT40 Mixed, MCS2 (40.5 Mbps), 89.6% DC	WLAN	8.82	±9.6
10602	AAD	HT40 Mixed, MCS3 (54.0 Mbps), 89.4% DC	WLAN	8.94	±9.6
10603	AAD	HT40 Mixed, MCS4 (81.0 Mbps), 89.2% DC	WLAN	9.03	±9.6
10604	AAD	HT40 Mixed, MCS5 (108.0 Mbps), 88.9% DC	WLAN	8.76	±9.6
10605	AAD	HT40 Mixed, MCS6 (121.5 Mbps), 88.8% DC	WLAN	8.97	±9.6
10606	AAD	HT40 Mixed, MCS7 (135.0 Mbps), 88.7% DC	WLAN	8.82	±9.6
10607	AAD	VHT20, MCS0 (6.5 Mbps), 89.9% DC	WLAN	8.64	±9.6
10608	AAD	VHT20, MCS1 (13.0 Mbps), 90.0% DC	WLAN	8.77	±9.6
10609	AAD	VHT20, MCS2 (19.5 Mbps), 90.0% DC	WLAN	8.57	±9.6
10610	AAD	VHT20, MCS3 (26.0 Mbps), 90.0% DC	WLAN	8.78	±9.6
10611	AAD	VHT20, MCS4 (39.0 Mbps), 90.0% DC	WLAN	8.70	±9.6
10612	AAD	VHT20, MCS5 (52.0 Mbps), 90.0% DC	WLAN	8.77	±9.6
10613	AAD	VHT20, MCS6 (58.5 Mbps), 90.0% DC	WLAN	8.94	±9.6
10614	AAD	VHT20, MCS7 (65.0 Mbps), 90.0% DC	WLAN	8.59	±9.6
10615	AAD	VHT20, MCS8 (78.0 Mbps), 90.0% DC	WLAN	8.82	±9.6
10616	AAD	VHT40, MCS0 (13.5 Mbps), 89.9% DC	WLAN	8.82	±9.6
10617	AAD	VHT40, MCS1 (27.0 Mbps), 89.7% DC	WLAN	8.81	±9.6
10618	AAD	VHT40, MCS2 (40.5 Mbps), 89.6% DC	WLAN	8.58	±9.6
10619	AAD	VHT40, MCS3 (54.0 Mbps), 89.4% DC	WLAN	8.86	±9.6

UID	Rev	Communication System Name	Group	PAR (dB)	Unc^E $k = 2$
10620	AAD	VHT40, MCS4 (81.0 Mbps), 89.2% DC	WLAN	8.87	±9.6
10621	AAD	VHT40, MCS5 (108.0 Mbps), 88.9% DC	WLAN	8.77	±9.6
10622	AAD	VHT40, MCS6 (121.5 Mbps), 88.8% DC	WLAN	8.68	±9.6
10623	AAD	VHT40, MCS7 (135.0 Mbps), 88.6% DC	WLAN	8.82	±9.6
10624	AAD	VHT40, MCS8 (162.0 Mbps), 88.4% DC	WLAN	8.96	±9.6
10625	AAD	VHT40, MCS9 (180.0 Mbps), 88.2% DC	WLAN	8.96	±9.6
10626	AAD	VHT80, MCS0 (29.3 Mbps), 90.0% DC	WLAN	8.83	±9.6
10627	AAD	VHT80, MCS1 (58.5 Mbps), 90.0% DC	WLAN	8.88	±9.6
10628	AAD	VHT80, MCS2 (87.8 Mbps), 90.0% DC	WLAN	8.71	±9.6
10629	AAD	VHT80, MCS3 (117.0 Mbps), 90.0% DC	WLAN	8.85	±9.6
10630	AAD	VHT80, MCS4 (175.5 Mbps), 90.0% DC	WLAN	8.72	±9.6
10631	AAD	VHT80, MCS5 (234.0 Mbps), 90.0% DC	WLAN	8.81	±9.6
10632	AAD	VHT80, MCS6 (263.3 Mbps), 90.0% DC	WLAN	8.74	±9.6
10633	AAD	VHT80, MCS7 (292.5 Mbps), 90.0% DC	WLAN	8.83	±9.6
10634	AAD	VHT80, MCS8 (351.0 Mbps), 90.0% DC	WLAN	8.80	±9.6
10635	AAD	VHT80, MCS9 (390.0 Mbps), 90.0% DC	WLAN	8.81	±9.6
10636	AAE	VHT160, MCS0 (58.5 Mbps), 90.0% DC	WLAN	8.83	±9.6
10637	AAE	VHT160, MCS1 (117.0 Mbps), 90.0% DC	WLAN	8.79	±9.6
10638	AAE	VHT160, MCS2 (175.5 Mbps), 90.0% DC	WLAN	8.86	±9.6
10639	AAE	VHT160, MCS3 (234.0 Mbps), 90.0% DC	WLAN	8.85	±9.6
10640	AAE	VHT160, MCS4 (351.0 Mbps), 90.0% DC	WLAN	8.98	±9.6
10641	AAE	VHT160, MCS5 (468.0 Mbps), 90.0% DC	WLAN	9.06	±9.6
10642	AAE	VHT160, MCS6 (526.5 Mbps), 90.0% DC	WLAN	9.06	±9.6
10643	AAE	VHT160, MCS7 (585.0 Mbps), 90.0% DC	WLAN	8.89	±9.6
10644	AAE	VHT160, MCS8 (702.0 Mbps), 90.0% DC	WLAN	9.05	±9.6
10645	AAE	VHT160, MCS9 (780.0 Mbps), 90.0% DC	WLAN	9.11	±9.6
10646	AAH	5.0 MHz, QPSK, UL/DL CFG: 2, SSC: 4, 1 RB	LTE-TDD	11.96	±9.6
10647	AAG	20.0 MHz, QPSK, UL/DL CFG: 2, SSC: 7, 1 RB	LTE-TDD	11.96	±9.6
10648	AAA	RC8, SO75, 1xAdvanced	CDMA2000	3.45	±9.6
10670	AAA	LE, Test, GFSK	Bluetooth	2.19	±9.6
10671	AAC	ET20, MCS0 (8.6 Mbps), 90.0% DC	WLAN	9.09	±9.6
10672	AAC	ET20, MCS1 (17.0 Mbps), 90.0% DC	WLAN	8.57	±9.6
10673	AAC	ET20, MCS2 (26.0 Mbps), 90.0% DC	WLAN	8.78	±9.6
10674	AAC	ET20, MCS3 (34.0 Mbps), 90.0% DC	WLAN	8.74	±9.6
10675	AAC	ET20, MCS4 (52.0 Mbps), 90.0% DC	WLAN	8.90	±9.6
10676	AAC	ET20, MCS5 (69.0 Mbps), 90.0% DC	WLAN	8.77	±9.6
10677	AAC	ET20, MCS6 (77.0 Mbps), 90.0% DC	WLAN	8.73	±9.6
10678	AAC	ET20, MCS7 (86.0 Mbps), 90.0% DC	WLAN	8.78	±9.6
10679	AAC	ET20, MCS8 (103.0 Mbps), 90.0% DC	WLAN	8.89	±9.6
10680	AAC	ET20, MCS9 (115.0 Mbps), 90.0% DC	WLAN	8.80	±9.6
10681	AAC	ET20, MCS10 (122.0 Mbps), 90.0% DC	WLAN	8.62	±9.6
10682	AAC	ET20, MCS11 (135.0 Mbps), 90.0% DC	WLAN	8.83	±9.6
10683	AAC	ET20, MCS0 (8.6 Mbps), 100.0% DC	WLAN	8.42	±9.6
10684	AAC	ET20, MCS1 (17.0 Mbps), 100.0% DC	WLAN	8.26	±9.6
10685	AAC	ET20, MCS2 (26.0 Mbps), 100.0% DC	WLAN	8.33	±9.6
10686	AAC	ET20, MCS3 (34.0 Mbps), 100.0% DC	WLAN	8.28	±9.6
10687	AAC	ET20, MCS4 (52.0 Mbps), 100.0% DC	WLAN	8.45	±9.6
10688	AAC	ET20, MCS5 (69.0 Mbps), 100.0% DC	WLAN	8.29	±9.6
10689	AAC	ET20, MCS6 (77.0 Mbps), 100.0% DC	WLAN	8.55	±9.6
10690	AAC	ET20, MCS7 (86.0 Mbps), 100.0% DC	WLAN	8.29	±9.6
10691	AAC	ET20, MCS8 (103.0 Mbps), 100.0% DC	WLAN	8.25	±9.6
10692	AAC	ET20, MCS9 (115.0 Mbps), 100.0% DC	WLAN	8.29	±9.6
10693	AAC	ET20, MCS10 (122.0 Mbps), 100.0% DC	WLAN	8.25	±9.6
10694	AAC	ET20, MCS11 (135.0 Mbps), 100.0% DC	WLAN	8.57	±9.6
10695	AAC	ET40, MCS0 (17.2 Mbps), 89.8% DC	WLAN	8.78	±9.6
10696	AAC	ET40, MCS1 (34.0 Mbps), 89.8% DC	WLAN	8.91	±9.6
10697	AAC	ET40, MCS2 (52.0 Mbps), 89.7% DC	WLAN	8.61	±9.6
10698	AAC	ET40, MCS3 (69.0 Mbps), 89.7% DC	WLAN	8.89	±9.6
10699	AAC	ET40, MCS4 (103.0 Mbps), 89.9% DC	WLAN	8.82	±9.6
10700	AAC	ET40, MCS5 (138.0 Mbps), 89.8% DC	WLAN	8.73	±9.6
10701	AAC	ET40, MCS6 (155.0 Mbps), 89.8% DC	WLAN	8.86	±9.6
10702	AAC	ET40, MCS7 (172.0 Mbps), 89.8% DC	WLAN	8.70	±9.6
10703	AAC	ET40, MCS8 (207.0 Mbps), 89.8% DC	WLAN	8.82	±9.6
10704	AAC	ET40, MCS9 (229.0 Mbps), 89.8% DC	WLAN	8.56	±9.6
10705	AAC	ET40, MCS10 (258.0 Mbps), 89.8% DC	WLAN	8.69	±9.6
10706	AAC	ET40, MCS11 (267.0 Mbps), 89.8% DC	WLAN	8.66	±9.6

UID	Rev	Communication System Name	Group	PAR (dB)	Unc^E $k = 2$
10707	AAC	ET40, MCS0 (17.2 Mbps), 99.8% DC	WLAN	8.32	±9.6
10708	AAC	ET40, MCS1 (34.0 Mbps), 99.7% DC	WLAN	8.55	±9.6
10709	AAC	ET40, MCS2 (52.0 Mbps), 99.7% DC	WLAN	8.33	±9.6
10710	AAC	ET40, MCS3 (69.0 Mbps), 99.7% DC	WLAN	8.29	±9.6
10711	AAC	ET40, MCS4 (103.0 Mbps), 99.8% DC	WLAN	8.39	±9.6
10712	AAC	ET40, MCS5 (138.0 Mbps), 99.8% DC	WLAN	8.67	±9.6
10713	AAC	ET40, MCS6 (155.0 Mbps), 99.8% DC	WLAN	8.33	±9.6
10714	AAC	ET40, MCS7 (172.0 Mbps), 99.8% DC	WLAN	8.26	±9.6
10715	AAC	ET40, MCS8 (207.0 Mbps), 99.8% DC	WLAN	8.45	±9.6
10716	AAC	ET40, MCS9 (229.0 Mbps), 99.8% DC	WLAN	8.30	±9.6
10717	AAC	ET40, MCS10 (258.0 Mbps), 99.8% DC	WLAN	8.48	±9.6
10718	AAC	ET40, MCS11 (267.0 Mbps), 99.8% DC	WLAN	8.24	±9.6
10719	AAC	ET80, MCS0 (36.0 Mbps), 90.0% DC	WLAN	8.81	±9.6
10720	AAC	ET80, MCS1 (72.1 Mbps), 90.0% DC	WLAN	8.87	±9.6
10721	AAC	ET80, MCS2 (108.1 Mbps), 90.0% DC	WLAN	8.76	±9.6
10722	AAC	ET80, MCS3 (144.1 Mbps), 90.0% DC	WLAN	8.55	±9.6
10723	AAC	ET80, MCS4 (216.2 Mbps), 90.0% DC	WLAN	8.70	±9.6
10724	AAC	ET80, MCS5 (288.2 Mbps), 90.0% DC	WLAN	8.90	±9.6
10725	AAC	ET80, MCS6 (324.4 Mbps), 90.0% DC	WLAN	8.74	±9.6
10726	AAC	ET80, MCS7 (360.3 Mbps), 90.0% DC	WLAN	8.72	±9.6
10727	AAC	ET80, MCS8 (432.4 Mbps), 90.0% DC	WLAN	8.66	±9.6
10728	AAC	ET80, MCS9 (480.4 Mbps), 90.0% DC	WLAN	8.65	±9.6
10729	AAC	ET80, MCS10 (540.4 Mbps), 90.0% DC	WLAN	8.64	±9.6
10730	AAC	ET80, MCS11 (72.0 Mbps), 90.0% DC	WLAN	8.67	±9.6
10731	AAC	ET80, MCS0 (36.0 Mbps), 100.0% DC	WLAN	8.42	±9.6
10732	AAC	ET80, MCS1 (72.1 Mbps), 100.0% DC	WLAN	8.46	±9.6
10733	AAC	ET80, MCS2 (108.1 Mbps), 100.0% DC	WLAN	8.40	±9.6
10734	AAC	ET80, MCS3 (144.1 Mbps), 100.0% DC	WLAN	8.25	±9.6
10735	AAC	ET80, MCS4 (216.2 Mbps), 100.0% DC	WLAN	8.33	±9.6
10736	AAC	ET80, MCS5 (288.2 Mbps), 100.0% DC	WLAN	8.27	±9.6
10737	AAC	ET80, MCS6 (324.4 Mbps), 100.0% DC	WLAN	8.36	±9.6
10738	AAC	ET80, MCS7 (360.3 Mbps), 100.0% DC	WLAN	8.42	±9.6
10739	AAC	ET80, MCS8 (432.4 Mbps), 100.0% DC	WLAN	8.29	±9.6
10740	AAC	ET80, MCS9 (480.4 Mbps), 100.0% DC	WLAN	8.48	±9.6
10741	AAC	ET80, MCS10 (540.4 Mbps), 100.0% DC	WLAN	8.40	±9.6
10742	AAC	ET80, MCS11 (600.5 Mbps), 100.0% DC	WLAN	8.43	±9.6
10743	AAC	ET160, MCS0 (72.0 Mbps), 88.2% DC	WLAN	8.94	±9.6
10744	AAC	ET160, MCS1 (144.0 Mbps), 87.1% DC	WLAN	9.16	±9.6
10745	AAC	ET160, MCS2 (216.0 Mbps), 87.4% DC	WLAN	8.93	±9.6
10746	AAC	ET160, MCS3 (282.0 Mbps), 87.1% DC	WLAN	9.11	±9.6
10747	AAC	ET160, MCS4 (432.0 Mbps), 87.4% DC	WLAN	9.04	±9.6
10748	AAC	ET160, MCS5 (576.0 Mbps), 86.8% DC	WLAN	8.93	±9.6
10749	AAC	ET160, MCS6 (649.0 Mbps), 86.7% DC	WLAN	8.90	±9.6
10750	AAC	ET160, MCS7 (721.0 Mbps), 86.7% DC	WLAN	8.79	±9.6
10751	AAC	ET160, MCS8 (865.0 Mbps), 86.3% DC	WLAN	8.82	±9.6
10752	AAC	ET160, MCS9 (961.0 Mbps), 86.3% DC	WLAN	8.81	±9.6
10753	AAC	ET160, MCS10 (1081.0 Mbps), 86.7% DC	WLAN	9.00	±9.6
10754	AAC	ET160, MCS11 (1201.0 Mbps), 86.7% DC	WLAN	8.94	±9.6
10755	AAC	ET160, MCS0 (72.0 Mbps), 98.0% DC	WLAN	8.64	±9.6
10756	AAC	ET160, MCS1 (144.0 Mbps), 96.8% DC	WLAN	8.77	±9.6
10757	AAC	ET160, MCS2 (216.0 Mbps), 97.1% DC	WLAN	8.77	±9.6
10758	AAC	ET160, MCS3 (282.0 Mbps), 96.8% DC	WLAN	8.69	±9.6
10759	AAC	ET160, MCS4 (432.0 Mbps), 97.1% DC	WLAN	8.58	±9.6
10760	AAC	ET160, MCS5 (576.0 Mbps), 96.5% DC	WLAN	8.49	±9.6
10761	AAC	ET160, MCS6 (649.0 Mbps), 96.3% DC	WLAN	8.58	±9.6
10762	AAC	ET160, MCS7 (721.0 Mbps), 96.3% DC	WLAN	8.49	±9.6
10763	AAC	ET160, MCS8 (865.0 Mbps), 95.9% DC	WLAN	8.53	±9.6
10764	AAC	ET160, MCS9 (961.0 Mbps), 95.9% DC	WLAN	8.54	±9.6
10765	AAC	ET160, MCS10 (1081.0 Mbps), 96.3% DC	WLAN	8.54	±9.6
10766	AAC	ET160, MCS11 (1201.0 Mbps), 96.3% DC	WLAN	8.51	±9.6
10767	AAG	CP-OFDM, 5.0 MHz, QPSK, 15 kHz, 99.9% DC, 1 RB	5G NR FR1 TDD	7.99	±9.6
10768	AAE	CP-OFDM, 10.0 MHz, QPSK, 15 kHz, 100.0% DC, 1 RB	5G NR FR1 TDD	8.01	±9.6
10769	AAD	CP-OFDM, 15.0 MHz, QPSK, 15 kHz, 100.0% DC, 1 RB	5G NR FR1 TDD	8.01	±9.6
10770	AAE	CP-OFDM, 20.0 MHz, QPSK, 15 kHz, 100.0% DC, 1 RB	5G NR FR1 TDD	8.02	±9.6
10771	AAD	CP-OFDM, 25.0 MHz, QPSK, 15 kHz, 100.0% DC, 1 RB	5G NR FR1 TDD	8.02	±9.6
10772	AAE	CP-OFDM, 30.0 MHz, QPSK, 15 kHz, 100.0% DC, 1 RB	5G NR FR1 TDD	8.23	±9.6

UID	Rev	Communication System Name	Group	PAR (dB)	Unc^E $k = 2$
10773	AAF	CP-OFDM, 40.0 MHz, QPSK, 15 kHz, 100.0% DC, 1 RB	5G NR FR1 TDD	8.03	±9.6
10774	AAE	CP-OFDM, 50.0 MHz, QPSK, 15 kHz, 100.0% DC, 1 RB	5G NR FR1 TDD	8.02	±9.6
10775	AAF	CP-OFDM, 5.0 MHz, QPSK, 15 kHz, 100.0% DC, 50% RB	5G NR FR1 TDD	8.31	±9.6
10776	AAE	CP-OFDM, 10.0 MHz, QPSK, 15 kHz, 100.0% DC, 50% RB	5G NR FR1 TDD	8.30	±9.6
10777	AAC	CP-OFDM, 15.0 MHz, QPSK, 15 kHz, 100.0% DC, 50% RB	5G NR FR1 TDD	8.30	±9.6
10778	AAE	CP-OFDM, 20.0 MHz, QPSK, 15 kHz, 100.0% DC, 50% RB	5G NR FR1 TDD	8.34	±9.6
10779	AAC	CP-OFDM, 25.0 MHz, QPSK, 15 kHz, 100.0% DC, 50% RB	5G NR FR1 TDD	8.42	±9.6
10780	AAE	CP-OFDM, 30.0 MHz, QPSK, 15 kHz, 100.0% DC, 50% RB	5G NR FR1 TDD	8.38	±9.6
10781	AAF	CP-OFDM, 40.0 MHz, QPSK, 15 kHz, 100.0% DC, 50% RB	5G NR FR1 TDD	8.38	±9.6
10782	AAE	CP-OFDM, 50.0 MHz, QPSK, 15 kHz, 100.0% DC, 50% RB	5G NR FR1 TDD	8.43	±9.6
10783	AAG	CP-OFDM, 5.0 MHz, QPSK, 15 kHz, 100.0% DC, 100% RB	5G NR FR1 TDD	8.31	±9.6
10784	AAE	CP-OFDM, 10.0 MHz, QPSK, 15 kHz, 100.0% DC, 100% RB	5G NR FR1 TDD	8.29	±9.6
10785	AAD	CP-OFDM, 15.0 MHz, QPSK, 15 kHz, 100.0% DC, 100% RB	5G NR FR1 TDD	8.40	±9.6
10786	AAE	CP-OFDM, 20.0 MHz, QPSK, 15 kHz, 100.0% DC, 100% RB	5G NR FR1 TDD	8.35	±9.6
10787	AAD	CP-OFDM, 25.0 MHz, QPSK, 15 kHz, 100.0% DC, 100% RB	5G NR FR1 TDD	8.44	±9.6
10788	AAE	CP-OFDM, 30.0 MHz, QPSK, 15 kHz, 100.0% DC, 100% RB	5G NR FR1 TDD	8.39	±9.6
10789	AAF	CP-OFDM, 40.0 MHz, QPSK, 15 kHz, 100.0% DC, 100% RB	5G NR FR1 TDD	8.37	±9.6
10790	AAE	CP-OFDM, 50.0 MHz, QPSK, 15 kHz, 100.0% DC, 100% RB	5G NR FR1 TDD	8.39	±9.6
10791	AAG	CP-OFDM, 5.0 MHz, QPSK, 30 kHz, 99.9% DC, 1 RB	5G NR FR1 TDD	7.83	±9.6
10792	AAE	CP-OFDM, 10.0 MHz, QPSK, 30 kHz, 99.9% DC, 1 RB	5G NR FR1 TDD	7.92	±9.6
10793	AAD	CP-OFDM, 15.0 MHz, QPSK, 30 kHz, 100.0% DC, 1 RB	5G NR FR1 TDD	7.95	±9.6
10794	AAE	CP-OFDM, 20.0 MHz, QPSK, 30 kHz, 100.0% DC, 1 RB	5G NR FR1 TDD	7.82	±9.6
10795	AAD	CP-OFDM, 25.0 MHz, QPSK, 30 kHz, 100.0% DC, 1 RB	5G NR FR1 TDD	7.84	±9.6
10796	AAE	CP-OFDM, 30.0 MHz, QPSK, 30 kHz, 100.0% DC, 1 RB	5G NR FR1 TDD	7.82	±9.6
10797	AAF	CP-OFDM, 40.0 MHz, QPSK, 30 kHz, 100.0% DC, 1 RB	5G NR FR1 TDD	8.01	±9.6
10798	AAE	CP-OFDM, 50.0 MHz, QPSK, 30 kHz, 100.0% DC, 1 RB	5G NR FR1 TDD	7.89	±9.6
10799	AAF	CP-OFDM, 60.0 MHz, QPSK, 30 kHz, 100.0% DC, 1 RB	5G NR FR1 TDD	7.93	±9.6
10801	AAF	CP-OFDM, 80.0 MHz, QPSK, 30 kHz, 100.0% DC, 1 RB	5G NR FR1 TDD	7.89	±9.6
10802	AAE	CP-OFDM, 90.0 MHz, QPSK, 30 kHz, 100.0% DC, 1 RB	5G NR FR1 TDD	7.87	±9.6
10803	AAF	CP-OFDM, 100.0 MHz, QPSK, 30 kHz, 100.0% DC, 1 RB	5G NR FR1 TDD	7.93	±9.6
10805	AAE	CP-OFDM, 10.0 MHz, QPSK, 30 kHz, 100.0% DC, 50% RB	5G NR FR1 TDD	8.34	±9.6
10806	AAD	CP-OFDM, 15.0 MHz, QPSK, 30 kHz, 100.0% DC, 50% RB	5G NR FR1 TDD	8.37	±9.6
10809	AAE	CP-OFDM, 30.0 MHz, QPSK, 30 kHz, 100.0% DC, 50% RB	5G NR FR1 TDD	8.34	±9.6
10810	AAF	CP-OFDM, 40.0 MHz, QPSK, 30 kHz, 100.0% DC, 50% RB	5G NR FR1 TDD	8.34	±9.6
10812	AAF	CP-OFDM, 60.0 MHz, QPSK, 30 kHz, 100.0% DC, 50% RB	5G NR FR1 TDD	8.35	±9.6
10817	AAG	CP-OFDM, 5.0 MHz, QPSK, 30 kHz, 100.0% DC, 100% RB	5G NR FR1 TDD	8.35	±9.6
10818	AAE	CP-OFDM, 10.0 MHz, QPSK, 30 kHz, 100.0% DC, 100% RB	5G NR FR1 TDD	8.34	±9.6
10819	AAD	CP-OFDM, 15.0 MHz, QPSK, 30 kHz, 100.0% DC, 100% RB	5G NR FR1 TDD	8.33	±9.6
10820	AAE	CP-OFDM, 20.0 MHz, QPSK, 30 kHz, 100.0% DC, 100% RB	5G NR FR1 TDD	8.30	±9.6
10821	AAD	CP-OFDM, 25.0 MHz, QPSK, 30 kHz, 100.0% DC, 100% RB	5G NR FR1 TDD	8.41	±9.6
10822	AAE	CP-OFDM, 30.0 MHz, QPSK, 30 kHz, 100.0% DC, 100% RB	5G NR FR1 TDD	8.41	±9.6
10823	AAF	CP-OFDM, 40.0 MHz, QPSK, 30 kHz, 100.0% DC, 100% RB	5G NR FR1 TDD	8.36	±9.6
10824	AAE	CP-OFDM, 50.0 MHz, QPSK, 30 kHz, 100.0% DC, 100% RB	5G NR FR1 TDD	8.39	±9.6
10825	AAF	CP-OFDM, 60.0 MHz, QPSK, 30 kHz, 100.0% DC, 100% RB	5G NR FR1 TDD	8.41	±9.6
10827	AAF	CP-OFDM, 80.0 MHz, QPSK, 30 kHz, 100.0% DC, 100% RB	5G NR FR1 TDD	8.42	±9.6
10828	AAE	CP-OFDM, 90.0 MHz, QPSK, 30 kHz, 100.0% DC, 100% RB	5G NR FR1 TDD	8.43	±9.6
10829	AAF	CP-OFDM, 100.0 MHz, QPSK, 30 kHz, 100.0% DC, 100% RB	5G NR FR1 TDD	8.40	±9.6
10830	AAE	CP-OFDM, 10.0 MHz, QPSK, 60 kHz, 99.9% DC, 1 RB	5G NR FR1 TDD	7.63	±9.6
10831	AAD	CP-OFDM, 15.0 MHz, QPSK, 60 kHz, 99.9% DC, 1 RB	5G NR FR1 TDD	7.73	±9.6
10832	AAE	CP-OFDM, 20.0 MHz, QPSK, 60 kHz, 99.9% DC, 1 RB	5G NR FR1 TDD	7.74	±9.6
10833	AAD	CP-OFDM, 25.0 MHz, QPSK, 60 kHz, 99.9% DC, 1 RB	5G NR FR1 TDD	7.70	±9.6
10834	AAE	CP-OFDM, 30.0 MHz, QPSK, 60 kHz, 100.0% DC, 1 RB	5G NR FR1 TDD	7.75	±9.6
10835	AAF	CP-OFDM, 40.0 MHz, QPSK, 60 kHz, 100.0% DC, 1 RB	5G NR FR1 TDD	7.70	±9.6
10836	AAE	CP-OFDM, 50.0 MHz, QPSK, 60 kHz, 100.0% DC, 1 RB	5G NR FR1 TDD	7.66	±9.6
10837	AAF	CP-OFDM, 60.0 MHz, QPSK, 60 kHz, 100.0% DC, 1 RB	5G NR FR1 TDD	7.68	±9.6
10839	AAF	CP-OFDM, 80.0 MHz, QPSK, 60 kHz, 100.0% DC, 1 RB	5G NR FR1 TDD	7.70	±9.6
10840	AAE	CP-OFDM, 90.0 MHz, QPSK, 60 kHz, 100.0% DC, 1 RB	5G NR FR1 TDD	7.67	±9.6
10841	AAF	CP-OFDM, 100.0 MHz, QPSK, 60 kHz, 100.0% DC, 1 RB	5G NR FR1 TDD	7.71	±9.6
10843	AAD	CP-OFDM, 15.0 MHz, QPSK, 60 kHz, 100.0% DC, 50% RB	5G NR FR1 TDD	8.49	±9.6
10844	AAE	CP-OFDM, 20.0 MHz, QPSK, 60 kHz, 100.0% DC, 50% RB	5G NR FR1 TDD	8.34	±9.6
10846	AAE	CP-OFDM, 30.0 MHz, QPSK, 60 kHz, 100.0% DC, 50% RB	5G NR FR1 TDD	8.41	±9.6
10854	AAE	CP-OFDM, 10.0 MHz, QPSK, 60 kHz, 100.0% DC, 100% RB	5G NR FR1 TDD	8.34	±9.6
10855	AAD	CP-OFDM, 15.0 MHz, QPSK, 60 kHz, 100.0% DC, 100% RB	5G NR FR1 TDD	8.36	±9.6
10856	AAE	CP-OFDM, 20.0 MHz, QPSK, 60 kHz, 100.0% DC, 100% RB	5G NR FR1 TDD	8.37	±9.6
10857	AAD	CP-OFDM, 25.0 MHz, QPSK, 60 kHz, 100.0% DC, 100% RB	5G NR FR1 TDD	8.35	±9.6
10858	AAE	CP-OFDM, 30.0 MHz, QPSK, 60 kHz, 100.0% DC, 100% RB	5G NR FR1 TDD	8.36	±9.6

UID	Rev	Communication System Name	Group	PAR (dB)	Unc^E $k = 2$
10859	AAF	CP-OFDM, 40.0 MHz, QPSK, 60 kHz, 100.0% DC, 100% RB	5G NR FR1 TDD	8.34	±9.6
10860	AAE	CP-OFDM, 50.0 MHz, QPSK, 60 kHz, 100.0% DC, 100% RB	5G NR FR1 TDD	8.41	±9.6
10861	AAF	CP-OFDM, 60.0 MHz, QPSK, 60 kHz, 100.0% DC, 100% RB	5G NR FR1 TDD	8.40	±9.6
10863	AAF	CP-OFDM, 80.0 MHz, QPSK, 60 kHz, 100.0% DC, 100% RB	5G NR FR1 TDD	8.41	±9.6
10864	AAE	CP-OFDM, 90.0 MHz, QPSK, 60 kHz, 100.0% DC, 100% RB	5G NR FR1 TDD	8.37	±9.6
10865	AAF	CP-OFDM, 100.0 MHz, QPSK, 60 kHz, 100.0% DC, 100% RB	5G NR FR1 TDD	8.41	±9.6
10866	AAF	DFT-s-OFDM, 100.0 MHz, QPSK, 30 kHz, 100.0% DC, 1 RB	5G NR FR1 TDD	5.68	±9.6
10868	AAF	DFT-s-OFDM, 100.0 MHz, QPSK, 30 kHz, 100.0% DC, 100% RB	5G NR FR1 TDD	5.89	±9.6
10869	AAE	DFT-s-OFDM, 100.0 MHz, QPSK, 120 kHz, 100.0% DC, 1 RB	5G NR FR2 TDD	5.75	±9.6
10870	AAE	DFT-s-OFDM, 100.0 MHz, QPSK, 120 kHz, 100.0% DC, 100% RB	5G NR FR2 TDD	5.86	±9.6
10871	AAE	DFT-s-OFDM, 100.0 MHz, 16QAM, 120 kHz, 100.0% DC, 1 RB	5G NR FR2 TDD	5.75	±9.6
10872	AAE	DFT-s-OFDM, 100.0 MHz, 16QAM, 120 kHz, 100.0% DC, 100% RB	5G NR FR2 TDD	6.52	±9.6
10873	AAE	DFT-s-OFDM, 100.0 MHz, 64QAM, 120 kHz, 100.0% DC, 1 RB	5G NR FR2 TDD	6.61	±9.6
10874	AAE	DFT-s-OFDM, 100.0 MHz, 64QAM, 120 kHz, 100.0% DC, 100% RB	5G NR FR2 TDD	6.65	±9.6
10875	AAE	CP-OFDM, 100.0 MHz, QPSK, 120 kHz, 100.0% DC, 1 RB	5G NR FR2 TDD	7.78	±9.6
10876	AAE	CP-OFDM, 100.0 MHz, QPSK, 120 kHz, 100.0% DC, 100% RB	5G NR FR2 TDD	8.39	±9.6
10877	AAE	CP-OFDM, 100.0 MHz, 16QAM, 120 kHz, 100.0% DC, 1 RB	5G NR FR2 TDD	7.95	±9.6
10878	AAE	CP-OFDM, 100.0 MHz, 16QAM, 120 kHz, 100.0% DC, 100% RB	5G NR FR2 TDD	8.41	±9.6
10879	AAE	CP-OFDM, 100.0 MHz, 64QAM, 120 kHz, 100.0% DC, 1 RB	5G NR FR2 TDD	8.12	±9.6
10880	AAE	CP-OFDM, 100.0 MHz, 64QAM, 120 kHz, 100.0% DC, 100% RB	5G NR FR2 TDD	8.38	±9.6
10881	AAE	DFT-s-OFDM, 50.0 MHz, QPSK, 120 kHz, 100.0% DC, 1 RB	5G NR FR2 TDD	5.75	±9.6
10882	AAE	DFT-s-OFDM, 50.0 MHz, QPSK, 120 kHz, 100.0% DC, 100% RB	5G NR FR2 TDD	5.96	±9.6
10883	AAE	DFT-s-OFDM, 50.0 MHz, 16QAM, 120 kHz, 100.0% DC, 1 RB	5G NR FR2 TDD	6.57	±9.6
10884	AAE	DFT-s-OFDM, 50.0 MHz, 16QAM, 120 kHz, 100.0% DC, 100% RB	5G NR FR2 TDD	6.53	±9.6
10885	AAE	DFT-s-OFDM, 50.0 MHz, 64QAM, 120 kHz, 100.0% DC, 1 RB	5G NR FR2 TDD	6.61	±9.6
10886	AAE	DFT-s-OFDM, 50.0 MHz, 64QAM, 120 kHz, 100.0% DC, 100% RB	5G NR FR2 TDD	6.65	±9.6
10887	AAE	CP-OFDM, 50.0 MHz, QPSK, 120 kHz, 99.9% DC, 1 RB	5G NR FR2 TDD	7.78	±9.6
10888	AAE	CP-OFDM, 50.0 MHz, QPSK, 120 kHz, 100.0% DC, 100% RB	5G NR FR2 TDD	8.35	±9.6
10889	AAE	CP-OFDM, 50.0 MHz, 16QAM, 120 kHz, 100.0% DC, 1 RB	5G NR FR2 TDD	8.02	±9.6
10890	AAE	CP-OFDM, 50.0 MHz, 16QAM, 120 kHz, 100.0% DC, 100% RB	5G NR FR2 TDD	8.40	±9.6
10891	AAE	CP-OFDM, 50.0 MHz, 64QAM, 120 kHz, 100.0% DC, 1 RB	5G NR FR2 TDD	8.13	±9.6
10892	AAE	CP-OFDM, 50.0 MHz, 64QAM, 120 kHz, 100.0% DC, 100% RB	5G NR FR2 TDD	8.41	±9.6
10897	AAE	DFT-s-OFDM, 5.0 MHz, QPSK, 30 kHz, 99.9% DC, 1 RB	5G NR FR1 TDD	5.66	±9.6
10898	AAC	DFT-s-OFDM, 10.0 MHz, QPSK, 30 kHz, 100.0% DC, 1 RB	5G NR FR1 TDD	5.67	±9.6
10899	AAB	DFT-s-OFDM, 15.0 MHz, QPSK, 30 kHz, 100.0% DC, 1 RB	5G NR FR1 TDD	5.67	±9.6
10900	AAC	DFT-s-OFDM, 20.0 MHz, QPSK, 30 kHz, 100.0% DC, 1 RB	5G NR FR1 TDD	5.68	±9.6
10901	AAB	DFT-s-OFDM, 25.0 MHz, QPSK, 30 kHz, 100.0% DC, 1 RB	5G NR FR1 TDD	5.68	±9.6
10902	AAC	DFT-s-OFDM, 30.0 MHz, QPSK, 30 kHz, 100.0% DC, 1 RB	5G NR FR1 TDD	5.68	±9.6
10903	AAD	DFT-s-OFDM, 40.0 MHz, QPSK, 30 kHz, 100.0% DC, 1 RB	5G NR FR1 TDD	5.68	±9.6
10904	AAC	DFT-s-OFDM, 50.0 MHz, QPSK, 30 kHz, 100.0% DC, 1 RB	5G NR FR1 TDD	5.68	±9.6
10905	AAD	DFT-s-OFDM, 60.0 MHz, QPSK, 30 kHz, 100.0% DC, 1 RB	5G NR FR1 TDD	5.68	±9.6
10906	AAD	DFT-s-OFDM, 80.0 MHz, QPSK, 30 kHz, 100.0% DC, 1 RB	5G NR FR1 TDD	5.68	±9.6
10907	AAE	DFT-s-OFDM, 5.0 MHz, QPSK, 30 kHz, 100.0% DC, 50% RB	5G NR FR1 TDD	5.78	±9.6
10908	AAC	DFT-s-OFDM, 10.0 MHz, QPSK, 30 kHz, 100.0% DC, 50% RB	5G NR FR1 TDD	5.93	±9.6
10909	AAB	DFT-s-OFDM, 15.0 MHz, QPSK, 30 kHz, 100.0% DC, 50% RB	5G NR FR1 TDD	5.96	±9.6
10910	AAC	DFT-s-OFDM, 20.0 MHz, QPSK, 30 kHz, 100.0% DC, 50% RB	5G NR FR1 TDD	5.83	±9.6
10911	AAB	DFT-s-OFDM, 25.0 MHz, QPSK, 30 kHz, 100.0% DC, 50% RB	5G NR FR1 TDD	5.93	±9.6
10912	AAC	DFT-s-OFDM, 30.0 MHz, QPSK, 30 kHz, 100.0% DC, 50% RB	5G NR FR1 TDD	5.84	±9.6
10913	AAD	DFT-s-OFDM, 40.0 MHz, QPSK, 30 kHz, 100.0% DC, 50% RB	5G NR FR1 TDD	5.84	±9.6
10914	AAC	DFT-s-OFDM, 50.0 MHz, QPSK, 30 kHz, 100.0% DC, 50% RB	5G NR FR1 TDD	5.85	±9.6
10915	AAD	DFT-s-OFDM, 60.0 MHz, QPSK, 30 kHz, 100.0% DC, 50% RB	5G NR FR1 TDD	5.83	±9.6
10916	AAD	DFT-s-OFDM, 80.0 MHz, QPSK, 30 kHz, 100.0% DC, 50% RB	5G NR FR1 TDD	5.87	±9.6
10917	AAD	DFT-s-OFDM, 100.0 MHz, QPSK, 30 kHz, 100.0% DC, 50% RB	5G NR FR1 TDD	5.94	±9.6
10918	AAE	DFT-s-OFDM, 5.0 MHz, QPSK, 30 kHz, 100.0% DC, 100% RB	5G NR FR1 TDD	5.86	±9.6
10919	AAC	DFT-s-OFDM, 10.0 MHz, QPSK, 30 kHz, 100.0% DC, 100% RB	5G NR FR1 TDD	5.86	±9.6
10920	AAB	DFT-s-OFDM, 15.0 MHz, QPSK, 30 kHz, 100.0% DC, 100% RB	5G NR FR1 TDD	5.87	±9.6
10921	AAC	DFT-s-OFDM, 20.0 MHz, QPSK, 30 kHz, 100.0% DC, 100% RB	5G NR FR1 TDD	5.84	±9.6
10922	AAB	DFT-s-OFDM, 25.0 MHz, QPSK, 30 kHz, 100.0% DC, 100% RB	5G NR FR1 TDD	5.82	±9.6
10923	AAC	DFT-s-OFDM, 30.0 MHz, QPSK, 30 kHz, 100.0% DC, 100% RB	5G NR FR1 TDD	5.84	±9.6
10924	AAD	DFT-s-OFDM, 40.0 MHz, QPSK, 30 kHz, 100.0% DC, 100% RB	5G NR FR1 TDD	5.84	±9.6
10925	AAC	DFT-s-OFDM, 50.0 MHz, QPSK, 30 kHz, 100.0% DC, 100% RB	5G NR FR1 TDD	5.95	±9.6
10926	AAD	DFT-s-OFDM, 60.0 MHz, QPSK, 30 kHz, 100.0% DC, 100% RB	5G NR FR1 TDD	5.84	±9.6
10927	AAD	DFT-s-OFDM, 80.0 MHz, QPSK, 30 kHz, 100.0% DC, 100% RB	5G NR FR1 TDD	5.94	±9.6
10928	AAD	DFT-s-OFDM, 5.0 MHz, QPSK, 15 kHz, 1 RB	5G NR FR1 FDD	5.52	±9.6
10929	AAD	DFT-s-OFDM, 10.0 MHz, QPSK, 15 kHz, 1 RB	5G NR FR1 FDD	5.52	±9.6
10930	AAC	DFT-s-OFDM, 15.0 MHz, QPSK, 15 kHz, 1 RB	5G NR FR1 FDD	5.52	±9.6

EX3DV4 - SN:3819 September 11, 2025

UID	Rev	Communication System Name	Group	PAR (dB)	Unc[E] $k = 2$
10931	AAC	DFT-s-OFDM, 20.0 MHz, QPSK, 15 kHz, 1 RB	5G NR FR1 FDD	5.51	±9.6
10932	AAC	DFT-s-OFDM, 25.0 MHz, QPSK, 15 kHz, 1 RB	5G NR FR1 FDD	5.51	±9.6
10933	AAC	DFT-s-OFDM, 30.0 MHz, QPSK, 15 kHz, 1 RB	5G NR FR1 FDD	5.51	±9.6
10934	AAC	DFT-s-OFDM, 40.0 MHz, QPSK, 15 kHz, 1 RB	5G NR FR1 FDD	5.51	±9.6
10935	AAD	DFT-s-OFDM, 50.0 MHz, QPSK, 15 kHz, 1 RB	5G NR FR1 FDD	5.51	±9.6
10936	AAD	DFT-s-OFDM, 5.0 MHz, QPSK, 15 kHz, 50% RB	5G NR FR1 FDD	5.90	±9.6
10937	AAD	DFT-s-OFDM, 10.0 MHz, QPSK, 15 kHz, 50% RB	5G NR FR1 FDD	5.77	±9.6
10938	AAC	DFT-s-OFDM, 15.0 MHz, QPSK, 15 kHz, 50% RB	5G NR FR1 FDD	5.90	±9.6
10939	AAC	DFT-s-OFDM, 20.0 MHz, QPSK, 15 kHz, 50% RB	5G NR FR1 FDD	5.82	±9.6
10940	AAC	DFT-s-OFDM, 25.0 MHz, QPSK, 15 kHz, 50% RB	5G NR FR1 FDD	5.89	±9.6
10941	AAC	DFT-s-OFDM, 30.0 MHz, QPSK, 15 kHz, 50% RB	5G NR FR1 FDD	5.83	±9.6
10942	AAC	DFT-s-OFDM, 40.0 MHz, QPSK, 15 kHz, 50% RB	5G NR FR1 FDD	5.85	±9.6
10943	AAD	DFT-s-OFDM, 50.0 MHz, QPSK, 15 kHz, 50% RB	5G NR FR1 FDD	5.95	±9.6
10944	AAD	DFT-s-OFDM, 5.0 MHz, QPSK, 15 kHz, 100% RB	5G NR FR1 FDD	5.81	±9.6
10945	AAD	DFT-s-OFDM, 10.0 MHz, QPSK, 15 kHz, 100% RB	5G NR FR1 FDD	5.85	±9.6
10946	AAC	DFT-s-OFDM, 15.0 MHz, QPSK, 15 kHz, 100% RB	5G NR FR1 FDD	5.83	±9.6
10947	AAC	DFT-s-OFDM, 20.0 MHz, QPSK, 15 kHz, 100% RB	5G NR FR1 FDD	5.87	±9.6
10948	AAC	DFT-s-OFDM, 25.0 MHz, QPSK, 15 kHz, 100% RB	5G NR FR1 FDD	5.94	±9.6
10949	AAC	DFT-s-OFDM, 30.0 MHz, QPSK, 15 kHz, 100% RB	5G NR FR1 FDD	5.87	±9.6
10950	AAC	DFT-s-OFDM, 40.0 MHz, QPSK, 15 kHz, 100% RB	5G NR FR1 FDD	5.94	±9.6
10951	AAD	DFT-s-OFDM, 50.0 MHz, QPSK, 15 kHz, 100% RB	5G NR FR1 FDD	5.92	±9.6
10978	AAA	BDR, 1.0 MHz, 76.7% DC	ULLA	1.16	±9.6
10979	AAA	HDR4, 2.0 MHz, 25.1% DC	ULLA	8.58	±9.6
10980	AAA	HDR8, 4.0 MHz, 16.5% DC	ULLA	10.32	±9.6
10981	AAA	HDRp4, 2.0 MHz, 89.0% DC	ULLA	3.19	±9.6
10982	AAA	HDRp8, 4.0 MHz, 90.3% DC	ULLA	3.43	±9.6
11013	AAB	EHT320, MCS1 (272.0 Mbps), 100.0% DC	WLAN	8.47	±9.6
11014	AAB	EHT320, MCS2 (408.0 Mbps), 100.0% DC	WLAN	8.45	±9.6
11015	AAB	EHT320, MCS3 (544.0 Mbps), 100.0% DC	WLAN	8.44	±9.6
11016	AAB	EHT320, MCS4 (817.0 Mbps), 100.0% DC	WLAN	8.44	±9.6
11017	AAB	EHT320, MCS5 (1089.0 Mbps), 100.0% DC	WLAN	8.41	±9.6
11018	AAB	EHT320, MCS6 (1225.0 Mbps), 100.0% DC	WLAN	8.40	±9.6
11019	AAB	EHT320, MCS7 (1361.0 Mbps), 100.0% DC	WLAN	8.29	±9.6
11020	AAB	EHT320, MCS8 (1633.0 Mbps), 100.0% DC	WLAN	8.27	±9.6
11021	AAB	EHT320, MCS9 (1815.0 Mbps), 100.0% DC	WLAN	8.46	±9.6
11022	AAB	EHT320, MCS10 (2042.0 Mbps), 100.0% DC	WLAN	8.36	±9.6
11023	AAB	EHT320, MCS11 (2269.0 Mbps), 100.0% DC	WLAN	8.09	±9.6
11024	AAB	EHT320, MCS12 (2450.0 Mbps), 100.0% DC	WLAN	8.42	±9.6
11025	AAB	EHT320, MCS13 (2722.0 Mbps), 100.0% DC	WLAN	8.37	±9.6
11026	AAB	EHT320, MCS0 (136.0 Mbps), 100.0% DC	WLAN	8.39	±9.6

[E] Uncertainty is determined using the max. deviation from linear response applying rectangular distribution and is expressed for the square of the field value.