Appendix A. Plots of System Verification

The plots for system verification are shown as follows.

Measurement Report
S01 System Check_H2450_240126
Device under Test Properties

Model, Manufacturer	Dimensions [mm]	IMEI	DUT Type
Dipole,	10.0 x 10.0 x 300.0		

Exposure Conditions

Phantom Section, TSL	Position, Test Distance [mm]	Band	Group, UID	Frequency [MHz], Channel Number	Conversion Factor	TSL Conductivity [S/m]	TSL Permittivity
Flat,	,		CW, 0--	2450.000, 0	7.71	1.83	39.9

Hardware Setup

Phantom	TSL, Measured Date	Probe, Calibration Date	DAE, Calibration Date
Twin-SAM V8.0 (30deg probe tilt) - 1982	H06T27N6 , 2024-Jan-26	EX3DV4 - SN7554, 2023-09-19	DAE4 Sn1431, 2023-08-24

Scan Setup

	Area Scan	Zoom Scan
Grid Extents [mm]	40.0 x 96.0	35.0 x 35.0 x 30.0
Grid Steps [mm]	10.0 x 12.0	5.0 x 5.0 x 1.5
Sensor Surface [mm]	3.0	1.4

Measurement Results

	Area Scan	Zoom Scan
Date	2024-01-26	2024-01-26
psSAR1g [W/kg]	2.43	2.48
psSAR10g [W/kg]	1.13	1.15
Power Drift [dB]	0.01	0.03

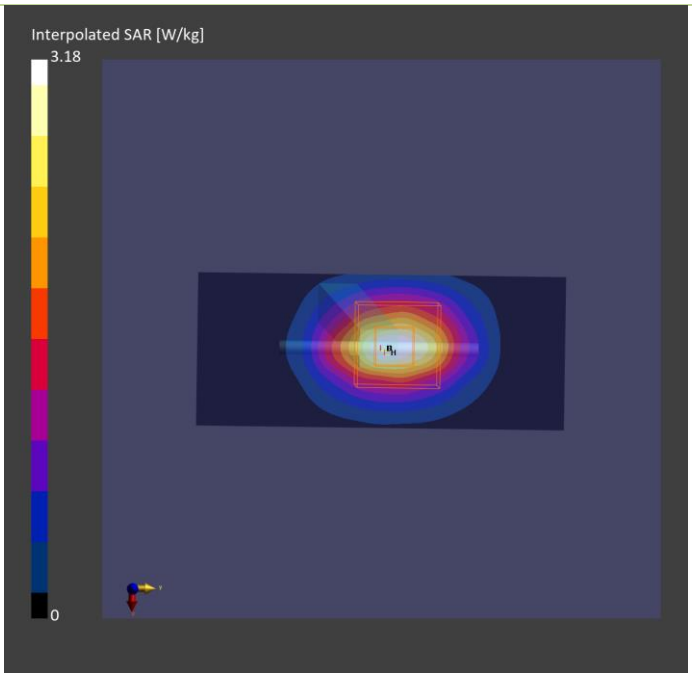

Measurement Report
S02 System Check_H5250_240126
Device under Test Properties

Model, Manufacturer	Dimensions [mm]	IMEI	DUT Type
Dipole	10.0 x 10.0 x 300.0		

Exposure Conditions

Phantom Section, TSL	Position, Test Distance [mm]	Band	Group, UID	Frequency [MHz], Channel Number	Conversion Factor	TSL Conductivity [S/m]	TSL Permittivity
Flat,	,		CW, 0--	5250.000, 0	5.39	4.55	35.7

Hardware Setup

Phantom	TSL, Measured Date	Probe, Calibration Date	DAE, Calibration Date
Twin-SAM V8.0 (30deg probe tilt) - 1982	H51T72N6 , 2024-Jan-26	EX3DV4 - SN7554, 2023-09-19	DAE4 Sn1431, 2023-08-24

Scan Setup

	Area Scan	Zoom Scan
Grid Extents [mm]	40.0 x 80.0	24.0 x 24.0 x 22.0
Grid Steps [mm]	10.0 x 10.0	4.0 x 4.0 x 1.4
Sensor Surface [mm]	3.0	1.4

Measurement Results

	Area Scan	Zoom Scan
Date	2024-01-26	2024-01-26
psSAR1g [W/kg]	3.63	3.91
psSAR10g [W/kg]	1.06	1.12
Power Drift [dB]	0.00	0.02

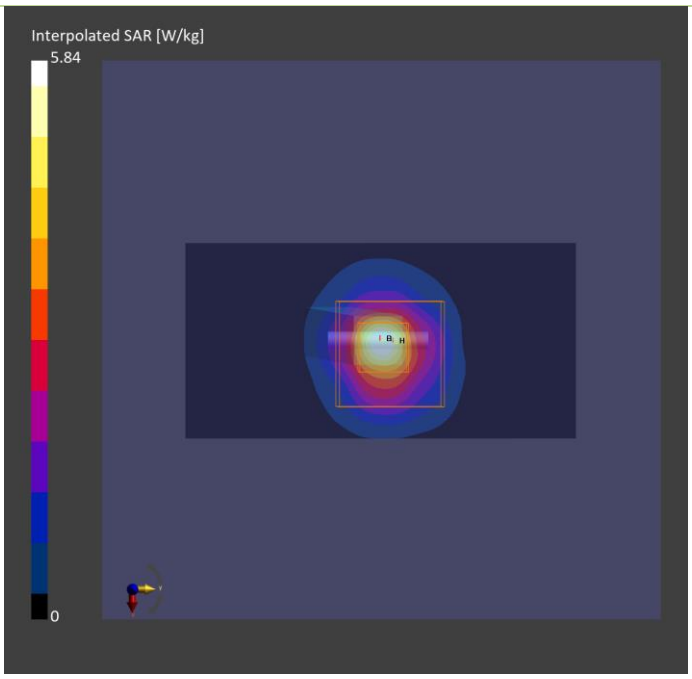

Plots of System Verification

Measurement Report
S03 System Check_H5600_240126
Device under Test Properties

Model, Manufacturer	Dimensions [mm]	IMEI	DUT Type
Dipole	10.0 x 10.0 x 300.0		Phone

Exposure Conditions

Phantom Section, TSL	Position, Test Distance [mm]	Band	Group, UID	Frequency [MHz], Channel Number	Conversion Factor	TSL Conductivity [S/m]	TSL Permittivity
Flat,	,		CW, 0--	5600.000, 0	4.75	4.92	35.1

Hardware Setup

Phantom	TSL, Measured Date	Probe, Calibration Date	DAE, Calibration Date
Twin-SAM V8.0 (30deg probe tilt) - 1982	H51T72N6 , 2024-Jan-26	EX3DV4 - SN7554, 2023-09-19	DAE4 Sn1431, 2023-08-24

Scan Setup

	Area Scan	Zoom Scan
Grid Extents [mm]	40.0 x 80.0	24.0 x 24.0 x 22.0
Grid Steps [mm]	10.0 x 10.0	4.0 x 4.0 x 1.4
Sensor Surface [mm]	3.0	1.4

Measurement Results

	Area Scan	Zoom Scan
Date	2024-01-26	2024-01-26
psSAR1g [W/kg]	4.03	4.32
psSAR10g [W/kg]	1.18	1.24
Power Drift [dB]	-0.02	-0.01

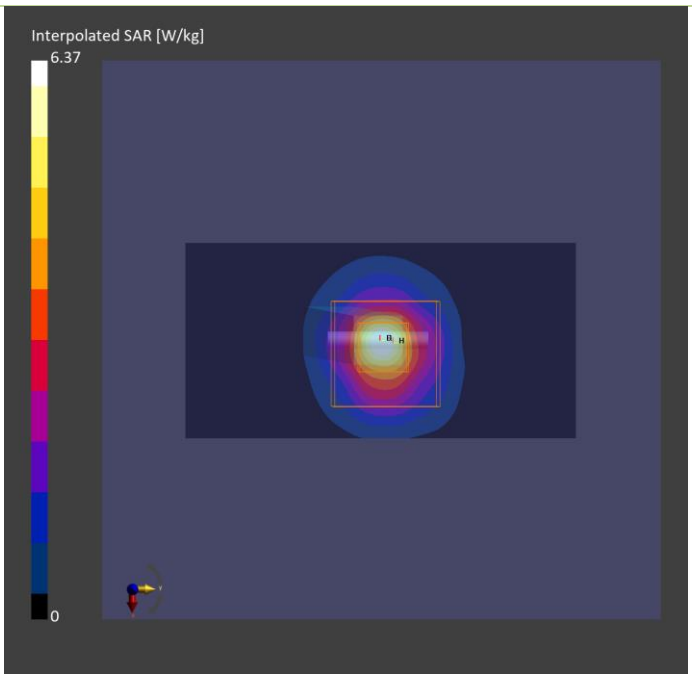

Measurement Report
S04 System Check_H5800_240126
Device under Test Properties

Model, Manufacturer	Dimensions [mm]	IMEI	DUT Type
Dipole	10.0 x 10.0 x 300.0		

Exposure Conditions

Phantom Section, TSL	Position, Test Distance [mm]	Band	Group, UID	Frequency [MHz], Channel Number	Conversion Factor	TSL Conductivity [S/m]	TSL Permittivity
Flat,	,			5800.000, 0	4.88	5.25	35.4

Hardware Setup

Phantom	TSL, Measured Date	Probe, Calibration Date	DAE, Calibration Date
Twin-SAM V8.0 (30deg probe tilt) - 1982	H51T72N6, 2024-Jan-26	EX3DV4 - SN7554, 2023-09-19	DAE4 Sn1431, 2023-08-24

Scan Setup

	Area Scan	Zoom Scan
Grid Extents [mm]	40.0 x 80.0	24.0 x 24.0 x 22.0
Grid Steps [mm]	10.0 x 10.0	4.0 x 4.0 x 1.4
Sensor Surface [mm]	3.0	1.4

Measurement Results

	Area Scan	Zoom Scan
Date	2024-01-26	2024-01-26
psSAR1g [W/kg]	3.26	3.98
psSAR10g [W/kg]	1.01	1.22
Power Drift [dB]	-0.01	-0.01

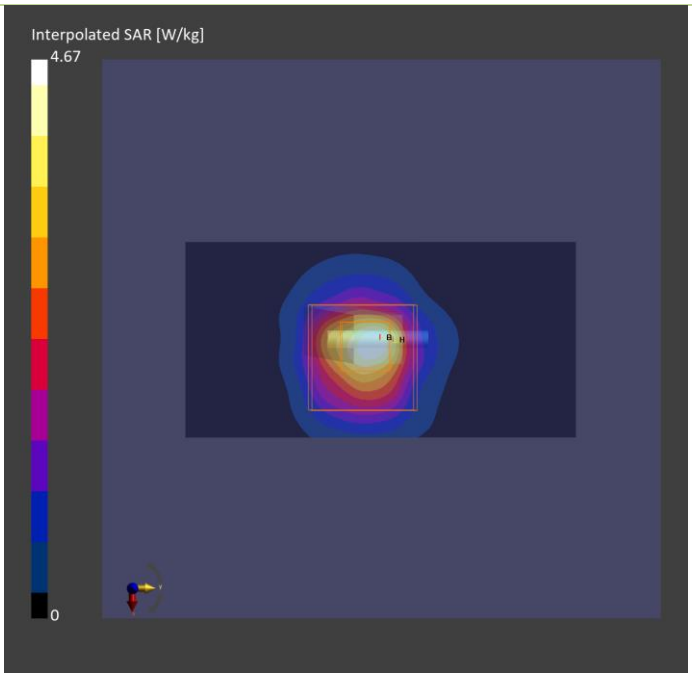

Measurement Report
S05 System Check_H5800_240126
Device under Test Properties

Model, Manufacturer	Dimensions [mm]	IMEI	DUT Type
Dipole	10.0 x 10.0 x 300.0		

Exposure Conditions

Phantom Section, TSL	Position, Test Distance [mm]	Band	Group, UID	Frequency [MHz], Channel Number	Conversion Factor	TSL Conductivity [S/m]	TSL Permittivity
Flat,	,			5800.000, 0	4.88	5.25	35.4

Hardware Setup

Phantom	TSL, Measured Date	Probe, Calibration Date	DAE, Calibration Date
Twin-SAM V8.0 (30deg probe tilt) - 1982	H51T72N6, 2024-Jan-26	EX3DV4 - SN7554, 2023-09-19	DAE4 Sn1431, 2023-08-24

Scan Setup

	Area Scan	Zoom Scan
Grid Extents [mm]	40.0 x 80.0	24.0 x 24.0 x 22.0
Grid Steps [mm]	10.0 x 10.0	4.0 x 4.0 x 1.4
Sensor Surface [mm]	3.0	1.4

Measurement Results

	Area Scan	Zoom Scan
Date	2024-01-26	2024-01-26
psSAR1g [W/kg]	3.26	3.98
psSAR10g [W/kg]	1.01	1.22
Power Drift [dB]	-0.01	-0.01

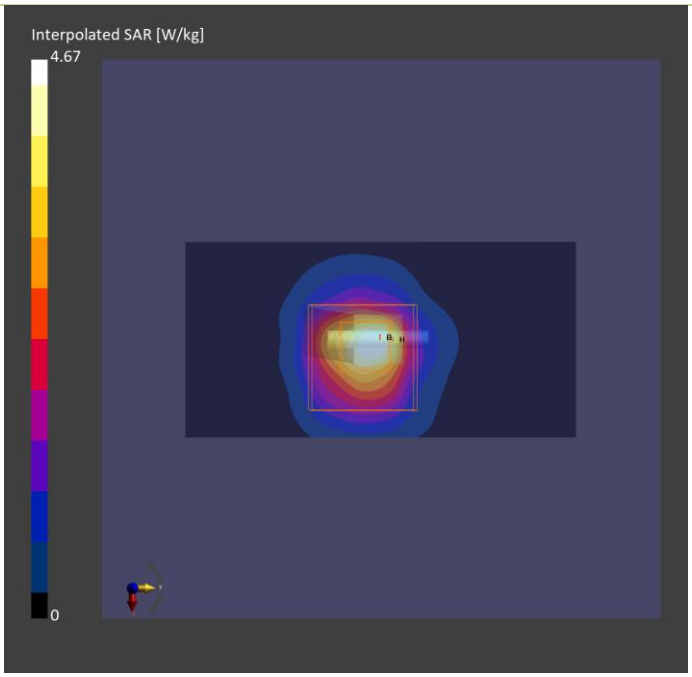

Measurement Report
S22 System Check_H6500_240206
Device under Test Properties

Model, Manufacturer	Dimensions [mm]	IMEI	DUT Type
Dipole,	50.0 x 10.0 x 8.0		

Exposure Conditions

Phantom Section, TSL	Position, Test Distance [mm]	Band	Group, UID	Frequency [MHz], Channel Number	Conversion Factor	TSL Conductivity [S/m]	TSL Permittivity
Flat,				6500.0	5.35	5.99	33.7

Hardware Setup

Phantom	TSL, Measured Date	Probe, Calibration Date	DAE, Calibration Date
Twin-SAM V8.0 (30deg probe tilt) - 1982	H51T72N6 , 2024-Feb-06	EX3DV4 - SN7554, 2023-09-19	DAE4 Sn1431, 2023-08-24

Scan Setup

	Area Scan	Zoom Scan
Grid Extents [mm]	45.0 x 90.0	22.0 x 22.0 x 22.0
Grid Steps [mm]	7.5 x 7.5	3.4 x 3.4 x 1.4
Sensor Surface [mm]	3.0	1.4

Measurement Results

	Area Scan	Zoom Scan
Date	2024-02-06	2024-02-06
psSAR1g [W/kg]	25.5	29.5
psSAR10g [W/kg]	5.05	5.39
psAPD (1.0cm2, sq) [W/m2]		295
psAPD (4.0cm2, sq) [W/m2]		133
Power Drift [dB]	-0.02	0.13

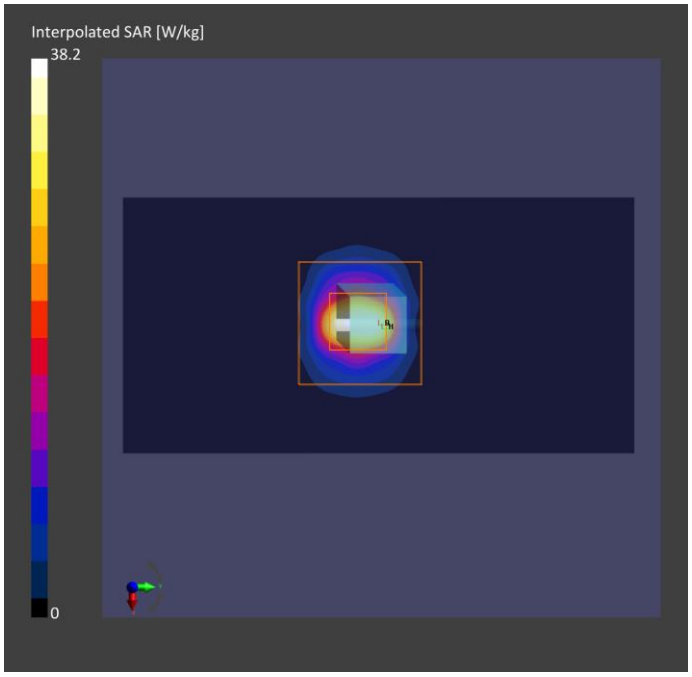

Measurement Report
S23 System Check_H6500_240311
Device under Test Properties

Model, Manufacturer	Dimensions [mm]	IMEI	DUT Type
Dipole,	10.0 x 10.0 x 300.0		

Exposure Conditions

Phantom Section, TSL	Position, Test Distance [mm]	Band	Group, UID	Frequency [MHz], Channel Number	Conversion Factor	TSL Conductivity [S/m]	TSL Permittivity
Flat,	,		CW, 0--	6500.000, 0	5.35	6.11	33.7

Hardware Setup

Phantom	TSL, Measured Date	Probe, Calibration Date	DAE, Calibration Date
Twin-SAM V8.0 (30deg probe tilt) - 1982	H51T72N5 , 2024-Mar-11	EX3DV4 - SN7554, 2023-09-19	DAE4 Sn1431, 2023-08-24

Scan Setup

	Area Scan	Zoom Scan
Grid Extents [mm]	45.0 x 90.0	22.0 x 22.0 x 22.0
Grid Steps [mm]	7.5 x 7.5	3.4 x 3.4 x 1.4
Sensor Surface [mm]	3.0	1.4

Measurement Results

	Area Scan	Zoom Scan
Date	2024-03-11	2024-03-11
psSAR1g [W/kg]	23.0	28.9
psSAR10g [W/kg]	4.77	5.25
psAPD (1.0cm2, sq) [W/m2]		289
psAPD (4.0cm2, sq) [W/m2]		129
Power Drift [dB]	0.09	0.16
M2/M1 [%]		49.4
Dist 3dB Peak [mm]		4.4

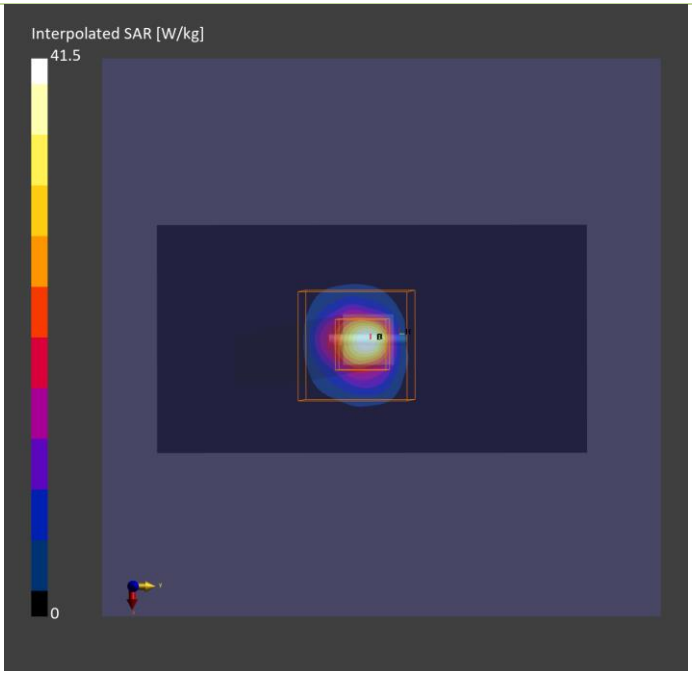

Measurement Report
S08 System Check_H2450_240202
Device under Test Properties

Model, Manufacturer	Dimensions [mm]	IMEI	DUT Type
Dipole	10.0 x 10.0 x 300.0		

Exposure Conditions

Phantom Section, TSL	Position, Test Distance [mm]	Band	Group, UID	Frequency [MHz], Channel Number	Conversion Factor	TSL Conductivity [S/m]	TSL Permittivity
Flat				2450.000	7.71	1.79	38.5

Hardware Setup

Phantom	TSL, Measured Date	Probe, Calibration Date	DAE, Calibration Date
ELI V8.0 (20deg probe tilt) - 2105	H06T27N6, 2024-Feb-02	EX3DV4 - SN7554, 2023-09-19	DAE4 Sn1431, 2023-08-24

Scan Setup

	Area Scan	Zoom Scan
Grid Extents [mm]	48.0 x 96.0	35.0 x 35.0 x 30.0
Grid Steps [mm]	12.0 x 12.0	5.0 x 5.0 x 1.5
Sensor Surface [mm]	3.0	1.4

Measurement Results

	Area Scan	Zoom Scan
Date	2024-02-02	2024-02-02
psSAR1g [W/kg]	2.31	2.36
psSAR10g [W/kg]	1.11	1.09
Power Drift [dB]	0.01	0.01

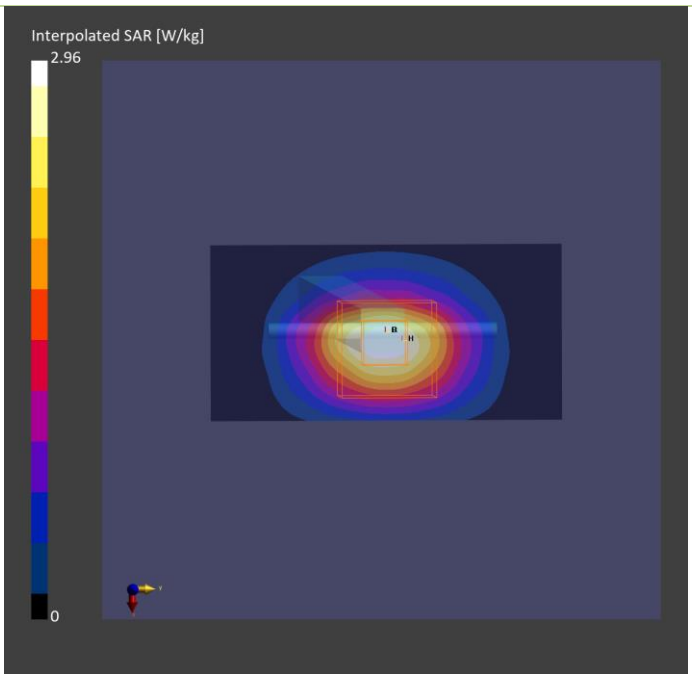

Measurement Report
S09 System Check_H5250_240202
Device under Test Properties

Model, Manufacturer	Dimensions [mm]	IMEI	DUT Type
Dipole	10.0 x 10.0 x 300.0		

Exposure Conditions

Phantom Section, TSL	Position, Test Distance [mm]	Band	Group, UID	Frequency [MHz], Channel Number	Conversion Factor	TSL Conductivity [S/m]	TSL Permittivity
Flat				5250.000	5.39	4.68	36.3

Hardware Setup

Phantom	TSL, Measured Date	Probe, Calibration Date	DAE, Calibration Date
ELI V8.0 (20deg probe tilt) - 2105	H51T72N6, 2024-Feb-02	EX3DV4 - SN7554, 2023-09-19	DAE4 Sn1431, 2023-08-24

Scan Setup

	Area Scan	Zoom Scan
Grid Extents [mm]	40.0 x 80.0	24.0 x 24.0 x 22.0
Grid Steps [mm]	10.0 x 10.0	4.0 x 4.0 x 1.4
Sensor Surface [mm]	3.0	1.4

Measurement Results

	Area Scan	Zoom Scan
Date	2024-02-02	2024-02-02
psSAR1g [W/kg]	3.52	3.89
psSAR10g [W/kg]	1.05	1.11
Power Drift [dB]	-0.01	-0.01

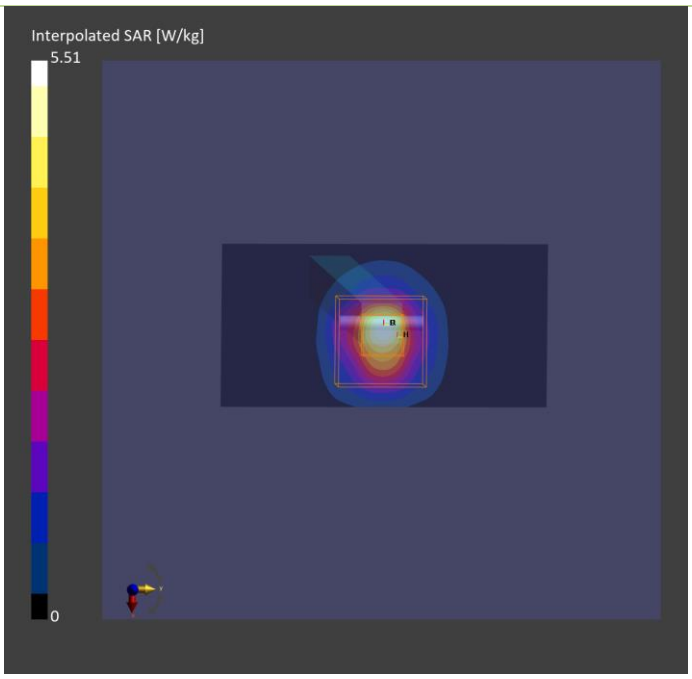

Measurement Report for Device
S10 System Check_H5600_240202
Device under Test Properties

Model, Manufacturer	Dimensions [mm]	IMEI	DUT Type
Dipole	10.0 x 10.0 x 300.0		

Exposure Conditions

Phantom Section, TSL	Position, Test Distance [mm]	Band	Group, UID	Frequency [MHz], Channel Number	Conversion Factor	TSL Conductivity [S/m]	TSL Permittivity
Flat				5600.000	4.75	5.06	35.7

Hardware Setup

Phantom	TSL, Measured Date	Probe, Calibration Date	DAE, Calibration Date
ELI V8.0 (20deg probe tilt) - 2105	H51T72N6, 2024-Feb-02	EX3DV4 - SN7554, 2023-09-19	DAE4 Sn1431, 2023-08-24

Scan Setup

	Area Scan	Zoom Scan
Grid Extents [mm]	40.0 x 80.0	24.0 x 24.0 x 22.0
Grid Steps [mm]	10.0 x 10.0	4.0 x 4.0 x 1.4
Sensor Surface [mm]	3.0	1.4

Measurement Results

	Area Scan	Zoom Scan
Date	2024-02-02	2024-02-02
psSAR1g [W/kg]	3.92	4.27
psSAR10g [W/kg]	1.14	1.25
Power Drift [dB]	-0.01	0.10

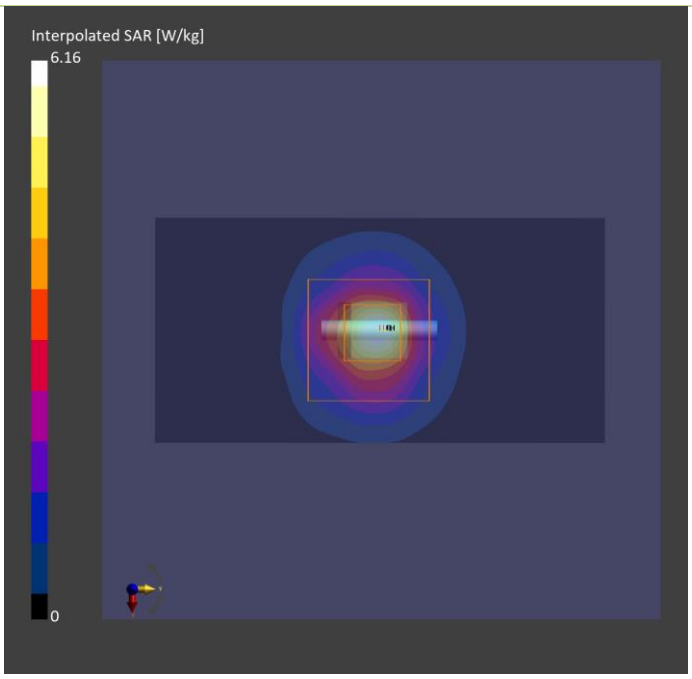

Measurement Report
S11 System Check_H5800_240205
Device under Test Properties

Model, Manufacturer	Dimensions [mm]	IMEI	DUT Type
Dipole	10.0 x 10.0 x 300.0		

Exposure Conditions

Phantom Section, TSL	Position, Test Distance [mm]	Band	Group, UID	Frequency [MHz], Channel Number	Conversion Factor	TSL Conductivity [S/m]	TSL Permittivity
Flat,	,		CW, 0--	5800.000, 0	4.88	5.15	34.8

Hardware Setup

Phantom	TSL, Measured Date	Probe, Calibration Date	DAE, Calibration Date
ELI V8.0 (20deg probe tilt) - 2105	H51T72N6, 2024-Feb-05	EX3DV4 - SN7554, 2023-09-19	DAE4 Sn1431, 2023-08-24

Scan Setup

	Area Scan	Zoom Scan
Grid Extents [mm]	40.0 x 80.0	24.0 x 24.0 x 22.0
Grid Steps [mm]	10.0 x 10.0	4.0 x 4.0 x 1.4
Sensor Surface [mm]	3.0	1.4

Measurement Results

	Area Scan	Zoom Scan
Date	2024-02-05	2024-02-05
psSAR1g [W/kg]	3.43	3.97
psSAR10g [W/kg]	1.07	1.15
Power Drift [dB]	0.01	0.02

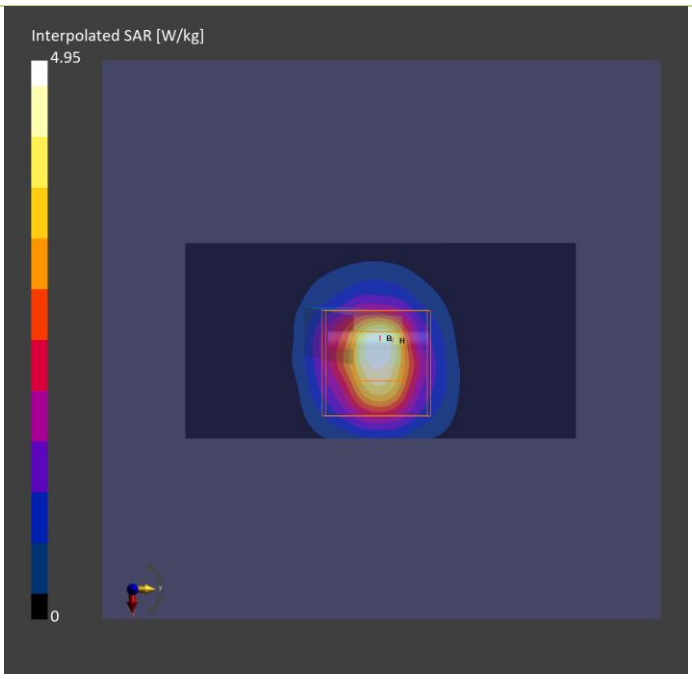

Measurement Report
S12 System Check_H5800_240205
Device under Test Properties

Model, Manufacturer	Dimensions [mm]	IMEI	DUT Type
Dipole	10.0 x 10.0 x 300.0		

Exposure Conditions

Phantom Section, TSL	Position, Test Distance [mm]	Band	Group, UID	Frequency [MHz], Channel Number	Conversion Factor	TSL Conductivity [S/m]	TSL Permittivity
Flat,	,		CW, 0--	5800.000, 0	4.88	5.15	34.8

Hardware Setup

Phantom	TSL, Measured Date	Probe, Calibration Date	DAE, Calibration Date
ELI V8.0 (20deg probe tilt) - 2105	H51T72N6, 2024-Feb-05	EX3DV4 - SN7554, 2023-09-19	DAE4 Sn1431, 2023-08-24

Scan Setup

	Area Scan	Zoom Scan
Grid Extents [mm]	40.0 x 80.0	24.0 x 24.0 x 22.0
Grid Steps [mm]	10.0 x 10.0	4.0 x 4.0 x 1.4
Sensor Surface [mm]	3.0	1.4

Measurement Results

	Area Scan	Zoom Scan
Date	2024-02-05	2024-02-05
psSAR1g [W/kg]	3.43	3.97
psSAR10g [W/kg]	1.07	1.15
Power Drift [dB]	0.01	0.02

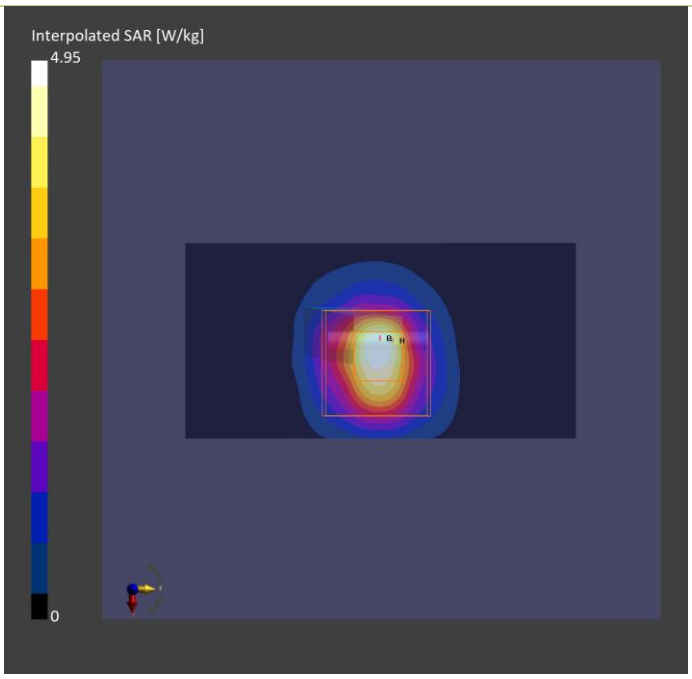

Measurement Report
S13 System Check_H2450_240205
Device under Test Properties

Model, Manufacturer	Dimensions [mm]	IMEI	DUT Type
Dipole,	10.0 x 10.0 x 300.0		

Exposure Conditions

Phantom Section, TSL	Position, Test Distance [mm]	Band	Group, UID	Frequency [MHz], Channel Number	Conversion Factor	TSL Conductivity [S/m]	TSL Permittivity
Flat,	,		CW, 0--	2450.000, 0	7.71	1.84	39.9

Hardware Setup

Phantom	TSL, Measured Date	Probe, Calibration Date	DAE, Calibration Date
ELI V8.0 (20deg probe tilt) - 2105	H06T27N6, 2024-Feb-05	EX3DV4 - SN7554, 2023-09-19	DAE4 Sn1431, 2023-08-24

Scan Setup

	Area Scan	Zoom Scan
Grid Extents [mm]	40.0 x 96.0	35.0 x 35.0 x 30.0
Grid Steps [mm]	10.0 x 12.0	5.0 x 5.0 x 1.5
Sensor Surface [mm]	3.0	1.4

Measurement Results

	Area Scan	Zoom Scan
Date	2024-02-05	2024-02-05
psSAR1g [W/kg]	2.43	2.48
psSAR10g [W/kg]	1.13	1.15
Power Drift [dB]	0.01	0.03

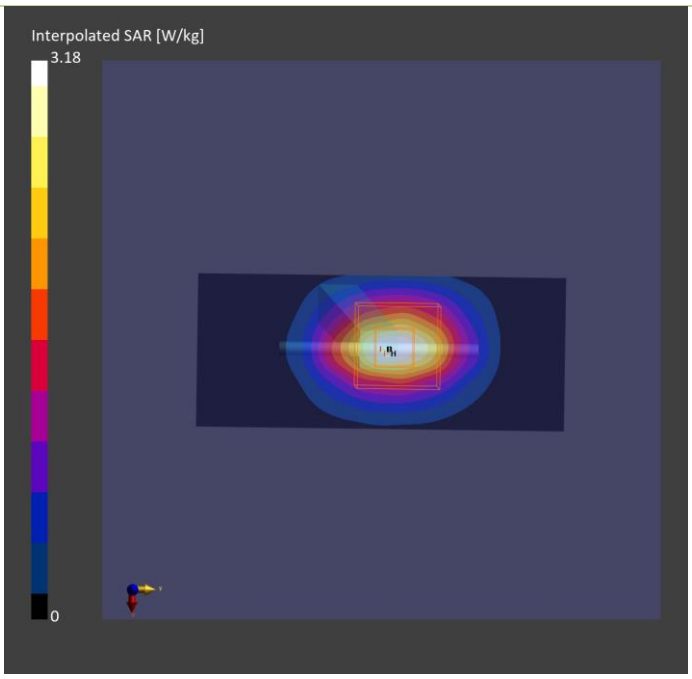

Measurement Report
S24 System Check_H6500_240206
Device under Test Properties

Model, Manufacturer	Dimensions [mm]	IMEI	DUT Type
Dipole,	50.0 x 10.0 x 8.0		

Exposure Conditions

Phantom Section, TSL	Position, Test Distance [mm]	Band	Group, UID	Frequency [MHz], Channel Number	Conversion Factor	TSL Conductivity [S/m]	TSL Permittivity
Flat, HSL	,		,	6500.0,	5.35	6.03	34.8

Hardware Setup

Phantom	TSL, Measured Date	Probe, Calibration Date	DAE, Calibration Date
ELI V8.0 (20deg probe tilt) - 2105	H51T72N6 , 2024-Feb-06	EX3DV4 - SN7554, 2023-09-19	DAE4 Sn1431, 2023-08-24

Scan Setup

	Area Scan	Zoom Scan
Grid Extents [mm]	45.0 x 90.0	22.0 x 22.0 x 22.0
Grid Steps [mm]	7.5 x 7.5	3.4 x 3.4 x 1.4
Sensor Surface [mm]	3.0	1.4

Measurement Results

	Area Scan	Zoom Scan
Date	2024-02-06	2024-02-06
psSAR1g [W/kg]	25.5	29.9
psSAR10g [W/kg]	5.03	5.48
psPDab (1.0cm2, sq) [W/m2]		299
psPDab (4.0cm2, sq) [W/m2]		134
Power Drift [dB]	0.01	-0.03

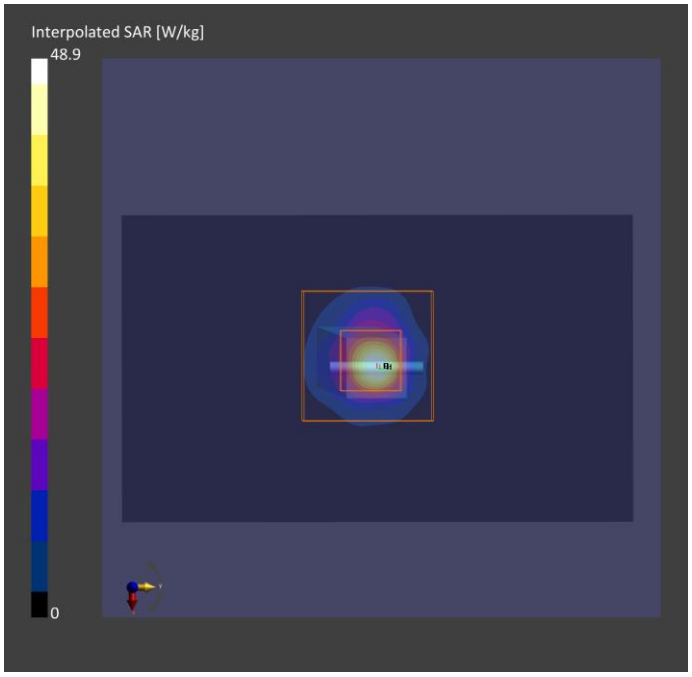

Measurement Report
S15 System Check_H2450_240202
Device under Test Properties

Model, Manufacturer	Dimensions [mm]	IMEI	DUT Type
Dipole	10.0 x 10.0 x 300.0		

Exposure Conditions

Phantom Section, TSL	Position, Test Distance [mm]	Band	Group, UID	Frequency [MHz], Channel Number	Conversion Factor	TSL Conductivity [S/m]	TSL Permittivity
Flat				2450.000	7.71	1.79	38.5

Hardware Setup

Phantom	TSL, Measured Date	Probe, Calibration Date	DAE, Calibration Date
ELI V8.0 (20deg probe tilt) - 2105	H06T27N6, 2024-Feb-02	EX3DV4 - SN7554, 2023-09-19	DAE4 Sn1431, 2023-08-24

Scan Setup

	Area Scan	Zoom Scan
Grid Extents [mm]	48.0 x 96.0	35.0 x 35.0 x 30.0
Grid Steps [mm]	12.0 x 12.0	5.0 x 5.0 x 1.5
Sensor Surface [mm]	3.0	1.4

Measurement Results

	Area Scan	Zoom Scan
Date	2024-02-02	2024-02-02
psSAR1g [W/kg]	2.31	2.36
psSAR10g [W/kg]	1.11	1.09
Power Drift [dB]	0.01	0.01

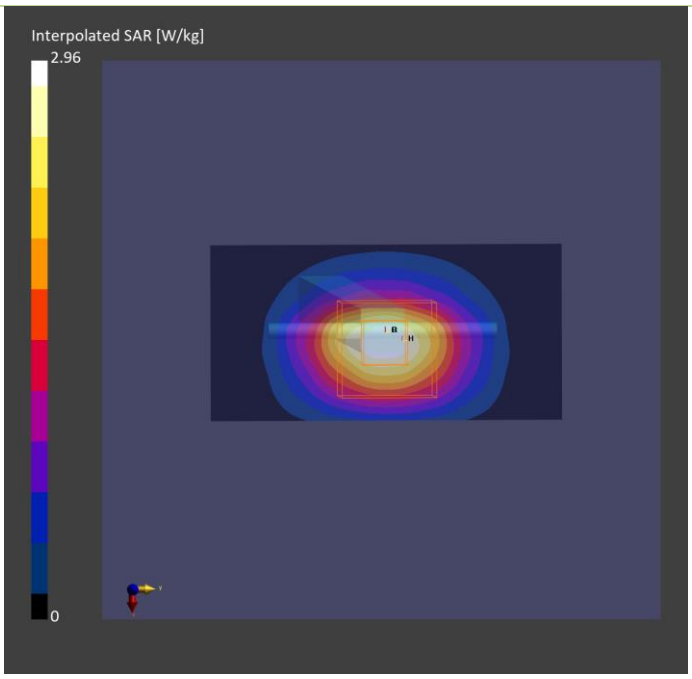

Measurement Report
S16 System Check_H5250_240202
Device under Test Properties

Model, Manufacturer	Dimensions [mm]	IMEI	DUT Type
Dipole	10.0 x 10.0 x 300.0		

Exposure Conditions

Phantom Section, TSL	Position, Test Distance [mm]	Band	Group, UID	Frequency [MHz], Channel Number	Conversion Factor	TSL Conductivity [S/m]	TSL Permittivity
Flat				5250.000	5.39	4.68	36.3

Hardware Setup

Phantom	TSL, Measured Date	Probe, Calibration Date	DAE, Calibration Date
ELI V8.0 (20deg probe tilt) - 2105	H51T72N6, 2024-Feb-02	EX3DV4 - SN7554, 2023-09-19	DAE4 Sn1431, 2023-08-24

Scan Setup

	Area Scan	Zoom Scan
Grid Extents [mm]	40.0 x 80.0	24.0 x 24.0 x 22.0
Grid Steps [mm]	10.0 x 10.0	4.0 x 4.0 x 1.4
Sensor Surface [mm]	3.0	1.4

Measurement Results

	Area Scan	Zoom Scan
Date	2024-02-02	2024-02-02
psSAR1g [W/kg]	3.52	3.89
psSAR10g [W/kg]	1.05	1.11
Power Drift [dB]	-0.01	-0.01

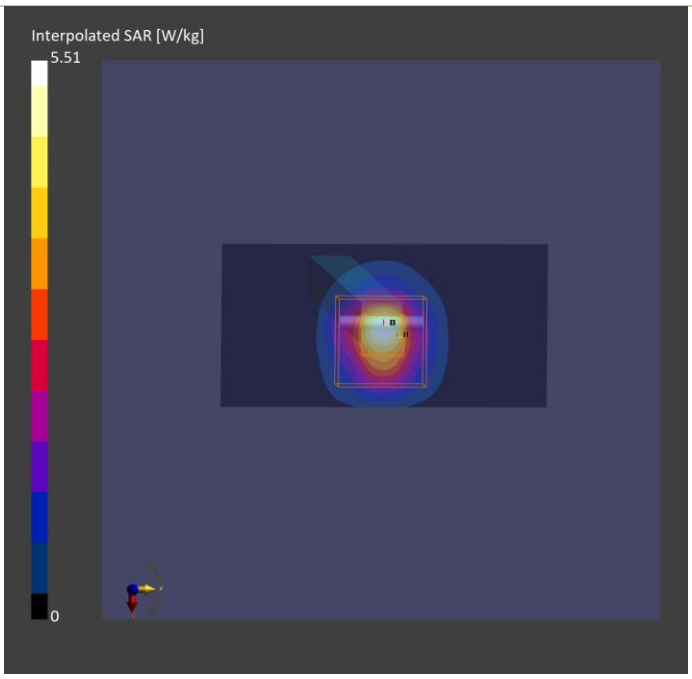

Measurement Report for Device
S17 System Check_H5600_240202
Device under Test Properties

Model, Manufacturer	Dimensions [mm]	IMEI	DUT Type
Dipole	10.0 x 10.0 x 300.0		

Exposure Conditions

Phantom Section, TSL	Position, Test Distance [mm]	Band	Group, UID	Frequency [MHz], Channel Number	Conversion Factor	TSL Conductivity [S/m]	TSL Permittivity
Flat				5600.000	4.75	5.06	35.7

Hardware Setup

Phantom	TSL, Measured Date	Probe, Calibration Date	DAE, Calibration Date
ELI V8.0 (20deg probe tilt) - 2105	H51T72N6, 2024-Feb-02	EX3DV4 - SN7554, 2023-09-19	DAE4 Sn1431, 2023-08-24

Scan Setup

	Area Scan	Zoom Scan
Grid Extents [mm]	40.0 x 80.0	24.0 x 24.0 x 22.0
Grid Steps [mm]	10.0 x 10.0	4.0 x 4.0 x 1.4
Sensor Surface [mm]	3.0	1.4

Measurement Results

	Area Scan	Zoom Scan
Date	2024-02-02	2024-02-02
psSAR1g [W/kg]	3.92	4.27
psSAR10g [W/kg]	1.14	1.25
Power Drift [dB]	-0.01	0.10

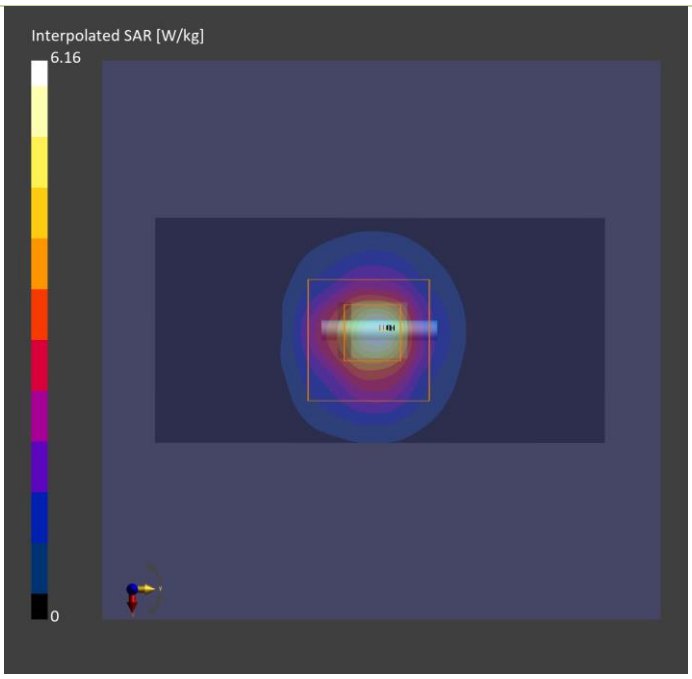

Measurement Report
S18 System Check_H5800_240205
Device under Test Properties

Model, Manufacturer	Dimensions [mm]	IMEI	DUT Type
Dipole	10.0 x 10.0 x 300.0		

Exposure Conditions

Phantom Section, TSL	Position, Test Distance [mm]	Band	Group, UID	Frequency [MHz], Channel Number	Conversion Factor	TSL Conductivity [S/m]	TSL Permittivity
Flat,	,		CW, 0--	5800.000, 0	4.88	5.15	34.8

Hardware Setup

Phantom	TSL, Measured Date	Probe, Calibration Date	DAE, Calibration Date
ELI V8.0 (20deg probe tilt) - 2105	H51T72N6, 2024-Feb-05	EX3DV4 - SN7554, 2023-09-19	DAE4 Sn1431, 2023-08-24

Scan Setup

	Area Scan	Zoom Scan
Grid Extents [mm]	40.0 x 80.0	24.0 x 24.0 x 22.0
Grid Steps [mm]	10.0 x 10.0	4.0 x 4.0 x 1.4
Sensor Surface [mm]	3.0	1.4

Measurement Results

	Area Scan	Zoom Scan
Date	2024-02-05	2024-02-05
psSAR1g [W/kg]	3.43	3.97
psSAR10g [W/kg]	1.07	1.15
Power Drift [dB]	0.01	0.02

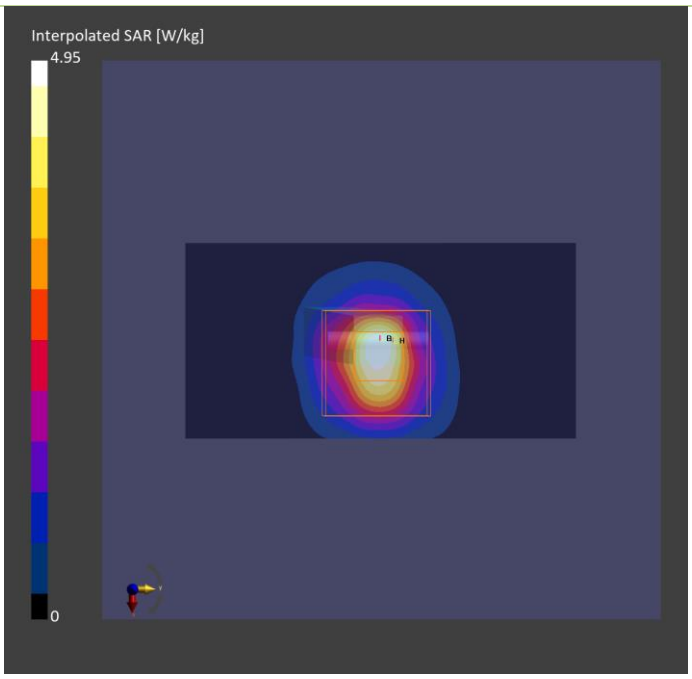

Measurement Report
S19 System Check_H5800_240205
Device under Test Properties

Model, Manufacturer	Dimensions [mm]	IMEI	DUT Type
Dipole	10.0 x 10.0 x 300.0		

Exposure Conditions

Phantom Section, TSL	Position, Test Distance [mm]	Band	Group, UID	Frequency [MHz], Channel Number	Conversion Factor	TSL Conductivity [S/m]	TSL Permittivity
Flat,	,		CW, 0--	5800.000, 0	4.88	5.15	34.8

Hardware Setup

Phantom	TSL, Measured Date	Probe, Calibration Date	DAE, Calibration Date
ELI V8.0 (20deg probe tilt) - 2105	H51T72N6, 2024-Feb-05	EX3DV4 - SN7554, 2023-09-19	DAE4 Sn1431, 2023-08-24

Scan Setup

	Area Scan	Zoom Scan
Grid Extents [mm]	40.0 x 80.0	24.0 x 24.0 x 22.0
Grid Steps [mm]	10.0 x 10.0	4.0 x 4.0 x 1.4
Sensor Surface [mm]	3.0	1.4

Measurement Results

	Area Scan	Zoom Scan
Date	2024-02-05	2024-02-05
psSAR1g [W/kg]	3.43	3.97
psSAR10g [W/kg]	1.07	1.15
Power Drift [dB]	0.01	0.02

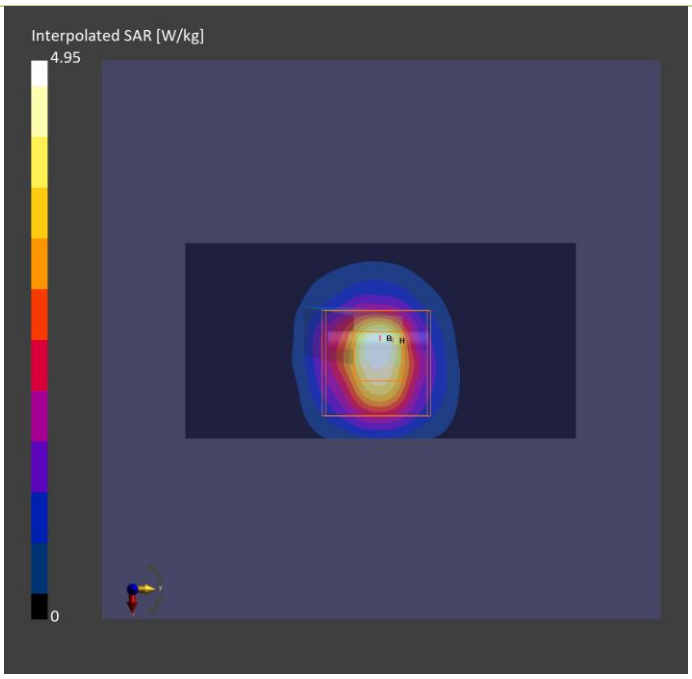

Measurement Report
S20 System Check_H2450_240205
Device under Test Properties

Model, Manufacturer	Dimensions [mm]	IMEI	DUT Type
Dipole,	10.0 x 10.0 x 300.0		

Exposure Conditions

Phantom Section, TSL	Position, Test Distance [mm]	Band	Group, UID	Frequency [MHz], Channel Number	Conversion Factor	TSL Conductivity [S/m]	TSL Permittivity
Flat,	,		CW, 0--	2450.000, 0	7.71	1.84	39.9

Hardware Setup

Phantom	TSL, Measured Date	Probe, Calibration Date	DAE, Calibration Date
ELI V8.0 (20deg probe tilt) - 2105	H06T27N6, 2024-Feb-05	EX3DV4 - SN7554, 2023-09-19	DAE4 Sn1431, 2023-08-24

Scan Setup

	Area Scan	Zoom Scan
Grid Extents [mm]	40.0 x 96.0	35.0 x 35.0 x 30.0
Grid Steps [mm]	10.0 x 12.0	5.0 x 5.0 x 1.5
Sensor Surface [mm]	3.0	1.4

Measurement Results

	Area Scan	Zoom Scan
Date	2024-02-05	2024-02-05
psSAR1g [W/kg]	2.43	2.48
psSAR10g [W/kg]	1.13	1.15
Power Drift [dB]	0.01	0.03

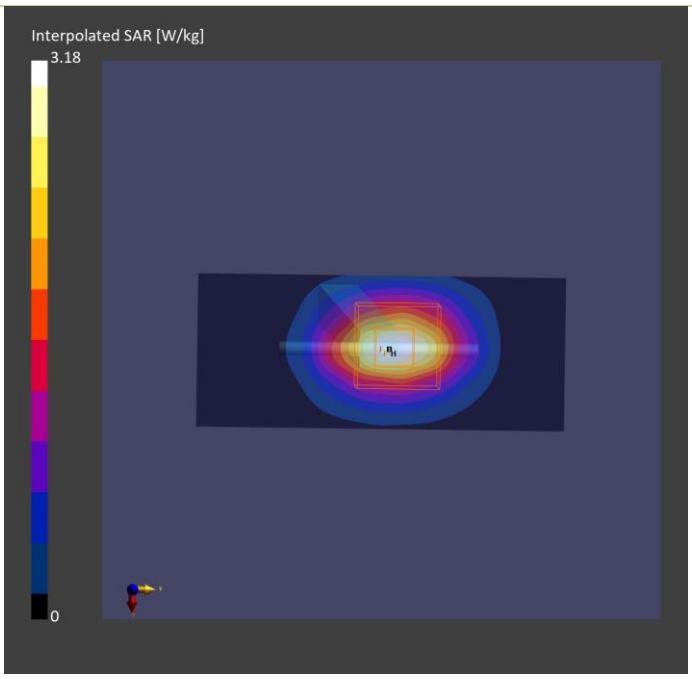

Plots of System Verification

Test Laboratory: Bureau Veritas ADT SAR/HAC Testing Lab Date: 2024/02/15

S21 System Check_H13MHz_240215

DUT: CLA-13 MHz ;Type: CLA-13 ;SN: 1018

Communication System: UID 10453 - AAD, Validation (Square, 10ms, 1ms); Frequency: 13 MHz;Duty Cycle: 1:10
Medium: H13_0215 Medium parameters used: f = 13 MHz; σ = 0.733 S/m; ε_r = 55.225; ρ = 1000 kg/m^3
Ambient Temperature：22.9 ℃ ； Liquid Temperature：22.6 ℃

DASY5 Configuration:
- Probe: EX3DV4 - SN7720; ConvF(17.02, 17.02, 17.02) @ 13 MHz; Calibrated: 2023/03/23
- Sensor-Surface: 1.4mm (Mechanical Surface Detection)
- Electronics: DAE4 Sn1431; Calibrated: 2023/08/24
- Phantom: ELI Phantom_2105; Type: QD OVA 004 Ax; Serial: 2105
- Measurement SW: DASY52, Version 52.10 (4); SEMCAD X Version 14.6.14 (7501)

Pin=1W/Area Scan (241x241x1): Interpolated grid: dx=1.000 mm, dy=1.000 mm
Maximum value of SAR (interpolated) = 0.0205 W/kg

Pin=1W/Zoom Scan (7x7x16)/Cube 0: Measurement grid: dx=4mm, dy=4mm, dz=1.4mm
Reference Value = 5.167 V/m; Power Drift = -0.03 dB
Peak SAR (extrapolated) = 0.0300 W/kg
SAR(1 g) = 0.025 W/kg; SAR(10 g) = 0.017 W/kg (SAR corrected for target medium)
Maximum value of SAR (measured) = 0.0203 W/kg

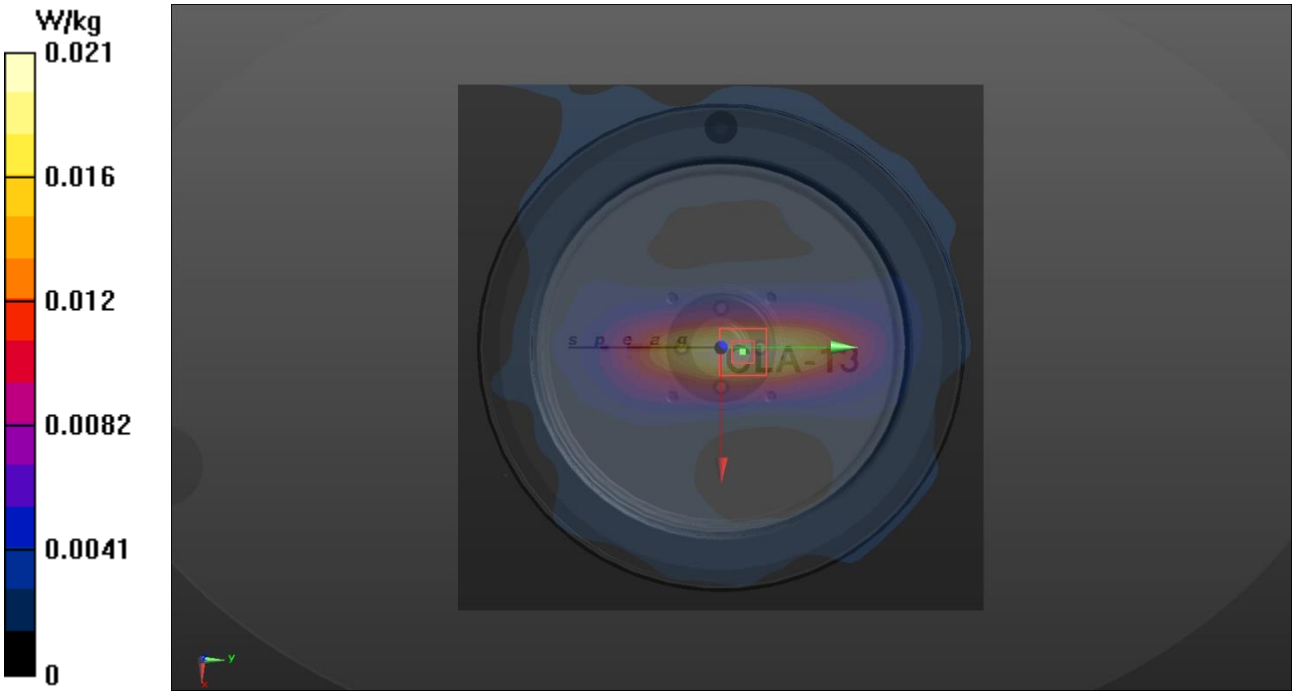

Measurement Report
S26 System Check_H6500_240206
Device under Test Properties

Model, Manufacturer	Dimensions [mm]	IMEI	DUT Type
Dipole,	50.0 x 10.0 x 8.0		

Exposure Conditions

Phantom Section, TSL	Position, Test Distance [mm]	Band	Group, UID	Frequency [MHz], Channel Number	Conversion Factor	TSL Conductivity [S/m]	TSL Permittivity
Flat, HSL	,		,	6500.0,	5.35	6.03	34.8

Hardware Setup

Phantom	TSL, Measured Date	Probe, Calibration Date	DAE, Calibration Date
ELI V8.0 (20deg probe tilt) - 2105	H51T72N6 , 2024-Feb-06	EX3DV4 - SN7554, 2023-09-19	DAE4 Sn1431, 2023-08-24

Scan Setup

	Area Scan	Zoom Scan
Grid Extents [mm]	45.0 x 90.0	22.0 x 22.0 x 22.0
Grid Steps [mm]	7.5 x 7.5	3.4 x 3.4 x 1.4
Sensor Surface [mm]	3.0	1.4

Measurement Results

	Area Scan	Zoom Scan
Date	2024-02-06	2024-02-06
psSAR1g [W/kg]	25.5	29.9
psSAR10g [W/kg]	5.03	5.48
psPDab (1.0cm2, sq) [W/m2]		299
psPDab (4.0cm2, sq) [W/m2]		134
Power Drift [dB]	0.01	-0.03

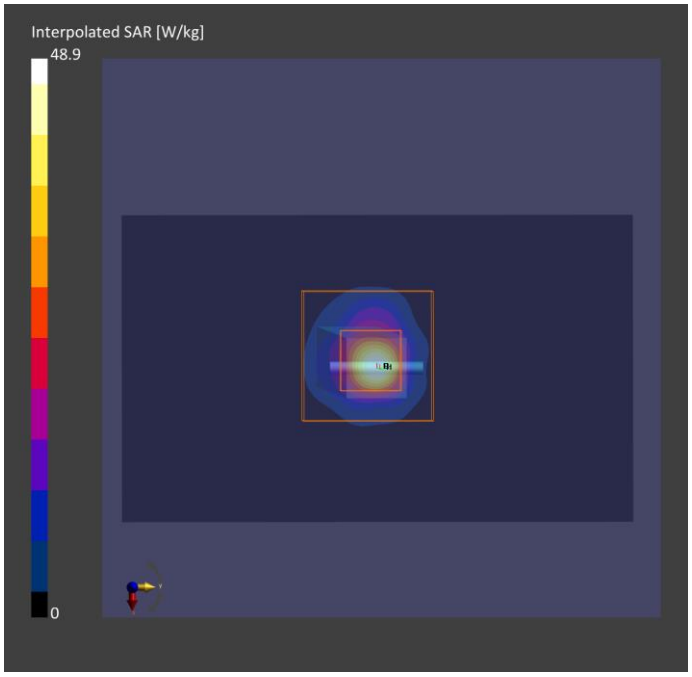

Measurement Report
S22 PD_System Check_10 GHz_2024.02.06
Device under Test Properties

Model, Manufacturer	Dimensions [mm]	IMEI	DUT Type
SPEAG, 5G Verification Source 10 GHz	100.0 x 100.0 x 170.0	SN: 1025	Phone

Exposure Conditions

Phantom Section	Position, Test Distance [mm]	Band	Group, UID	Frequency [MHz], Channel Number	Conversion Factor
5G Air	FRONT, 10.00	Validation band	CW, -0-	10000.0, 10000	1.0

Hardware Setup

Phantom	Medium	Probe, Calibration Date	DAE, Calibration Date
mmWave- 1029	-Air-	EUmmWV4 - SN9615_F1-55GHz, 2023-07-10	DAE4 Sn1431, 2023-08-24

Scan Setup

	5G Scan
Grid Extents [mm]	60.0 x 60.0
Grid Steps [lambda]	0.125 x 0.125
Sensor Surface [mm]	10.0

Measurement Results

	5G Scan
Date	2024-02-06
Avg. Area [cm²]	4.00
psPDn+ [W/m²]	52.1
psPDtot+ [W/m²]	52.4
psPDmod+ [W/m²]	52.6
E_{max} [V/m]	146
Power Drift [dB]	-0.04

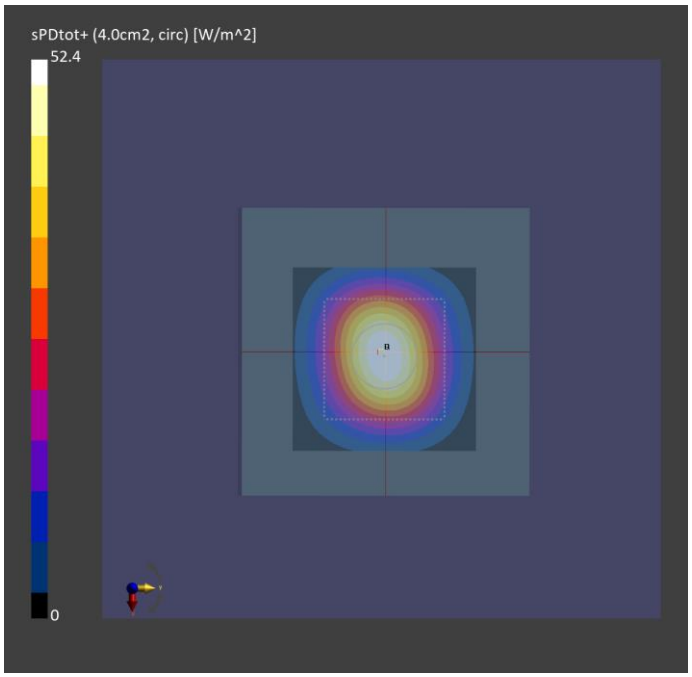

Measurement Report
S24 PD_System Check_10 GHz_2024.02.02
Device under Test Properties

Model, Manufacturer	Dimensions [mm]	IMEI	DUT Type
SPEAG, 5G Verification Source 10 GHz	100.0 x 100.0 x 170.0		

Exposure Conditions

Phantom Section	Position, Test Distance [mm]	Band	Group, UID	Frequency [MHz], Channel Number	Conversion Factor
5G Air	FRONT, 5.55	Validation band	CW, 0--	10000.0, 10000	1.0

Hardware Setup

Phantom	Medium	Probe, Calibration Date	DAE, Calibration Date
mmWave- 1029	Air---	EUmmWV4 - SN9615_F1-55GHz, 2023-07-10	DAE4 Sn1431, 2023-08-24

Scan Setup

	5G Scan
Grid Extents [mm]	60.0 x 60.0
Grid Steps [lambda]	0.125 x 0.125
Sensor Surface [mm]	5.55

Measurement Results

	5G Scan
Date	2024-02-02
Avg. Area [cm²]	4.00
psPDn+ [W/m²]	50.0
psPDtot+ [W/m²]	50.8
psPDmod+ [W/m²]	51.1
E_{max} [V/m]	144
Power Drift [dB]	0.01

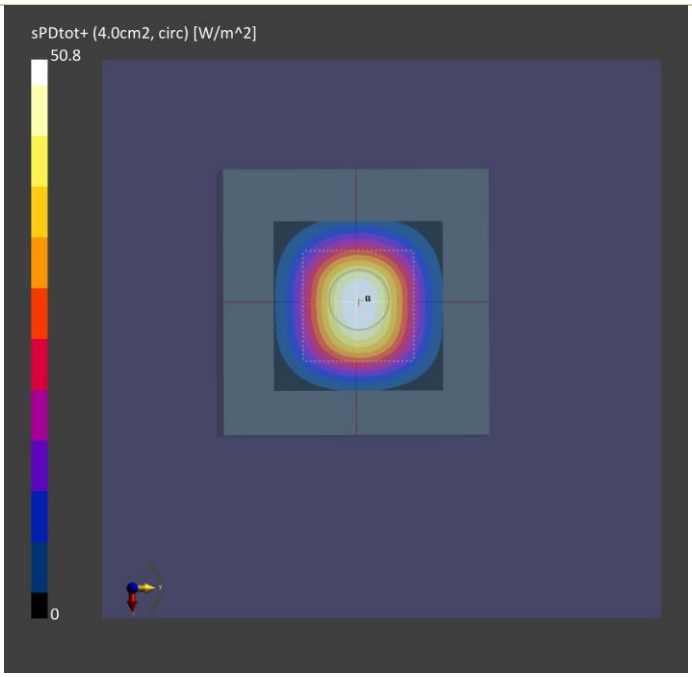

Measurement Report
S26 PD_System Check_10 GHz_2024.02.06
Device under Test Properties

Model, Manufacturer	Dimensions [mm]	IMEI	DUT Type
SPEAG, 5G Verification Source 10 GHz	100.0 x 100.0 x 170.0	SN: 1025	Phone

Exposure Conditions

Phantom Section	Position, Test Distance [mm]	Band	Group, UID	Frequency [MHz], Channel Number	Conversion Factor
5G Air	FRONT, 10.00	Validation band	CW, -0-	10000.0, 10000	1.0

Hardware Setup

Phantom	Medium	Probe, Calibration Date	DAE, Calibration Date
mmWave- 1029	-Air-	EUmmWV4 - SN9615_F1-55GHz, 2023-07-10	DAE4 Sn1431, 2023-08-24

Scan Setup

	5G Scan
Grid Extents [mm]	60.0 x 60.0
Grid Steps [lambda]	0.125 x 0.125
Sensor Surface [mm]	10.0

Measurement Results

	5G Scan
Date	2024-02-06
Avg. Area [cm²]	4.00
psPDn+ [W/m²]	52.1
psPDtot+ [W/m²]	52.4
psPDmod+ [W/m²]	52.6
E_{max} [V/m]	146
Power Drift [dB]	-0.04

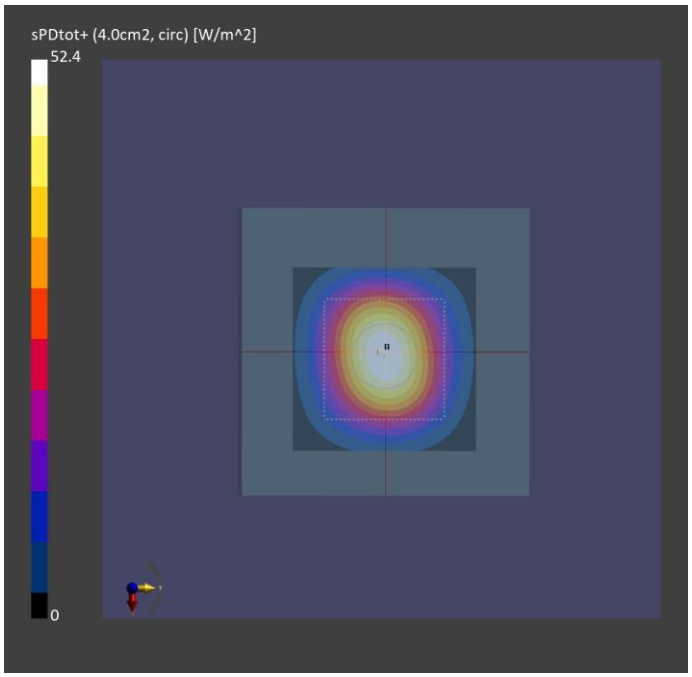

Appendix B. Plots of Measurement

The SAR plots for highest measured SAR in each exposure configuration, wireless mode and frequency band combination are shown as follows.

Measurement Report
P01 WLAN2.4G_802.11b_Left Cheek_Ch11_Ant8+9_Argon_Accessory_w_o_DSI1
Device under Test Properties

Model, Manufacturer	Dimensions [mm]	IMEI	DUT Type
BERD-WTW-P24010469,	167.0 x 78.0 x 17.0		Phone

Exposure Conditions

Phantom Section, TSL	Position, Test Distance [mm]	Band	Group, UID	Frequency [MHz], Channel Number	Conversion Factor	TSL Conductivity [S/m]	TSL Permittivity
LeftHead,	Left Cheek, 0.00	WLAN 2.4GHz	WLAN, 10012-CAB	2462.000, 11	7.71	1.83	39.9

Hardware Setup

Phantom	TSL, Measured Date	Probe, Calibration Date	DAE, Calibration Date
Twin-SAM V8.0 (30deg probe tilt) - 1982	H06T27N6 , 2024-Jan-26	EX3DV4 - SN7554, 2023-09-19	DAE4 Sn1431, 2023-08-24

Scan Setup

	Area Scan	Zoom Scan
Grid Extents [mm]	120.0 x 216.0	30.0 x 30.0 x 30.0
Grid Steps [mm]	12.0 x 12.0	5.0 x 5.0 x 5.0
Sensor Surface [mm]	3.0	1.4

Measurement Results

	Area Scan	Zoom Scan
Date	2024-01-26	2024-01-26
psSAR1g [W/kg]	0.679	0.706
psSAR10g [W/kg]	0.336	0.353
Power Drift [dB]	-0.02	0.07
M2/M1 [%]		54.6
Dist 3dB Peak [mm]		10.8

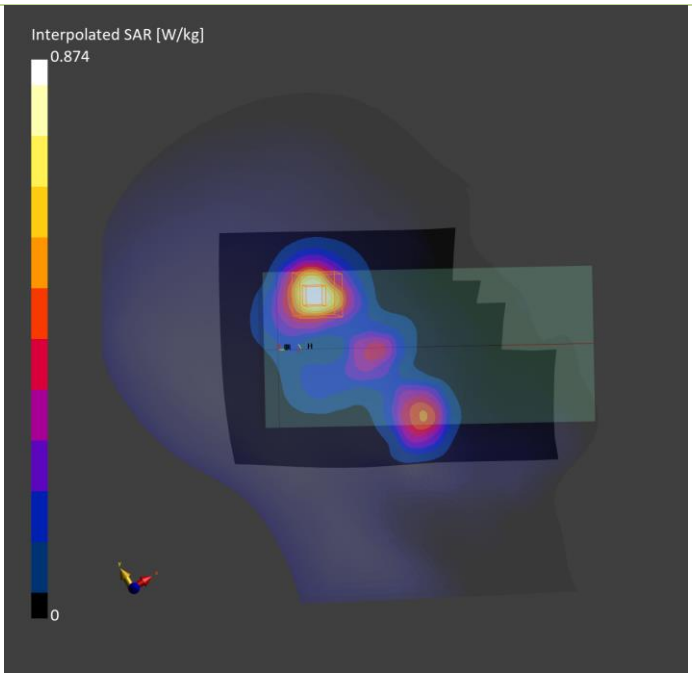

Measurement Report
P02 WLAN5.3G_802.11a_Left Cheek_Ch52_Ant8+9_Argon_Accessory_w_o_DSI1
Device under Test Properties

Model, Manufacturer	Dimensions [mm]	IMEI	DUT Type
BERD-WTW-P24010469,	167.0 x 78.0 x 17.0		Phone

Exposure Conditions

Phantom Section, TSL	Position, Test Distance [mm]	Band	Group, UID	Frequency [MHz], Channel Number	Conversion Factor	TSL Conductivity [S/m]	TSL Permittivity
LeftHead,	Left Cheek, 0.00	WLAN 5GHz	WLAN, 10062-CAE	5260.000, 52	5.39	4.55	35.7

Hardware Setup

Phantom	TSL, Measured Date	Probe, Calibration Date	DAE, Calibration Date
Twin-SAM V8.0 (30deg probe tilt) - 1982	H51T72N6 , 2024-Jan-26	EX3DV4 - SN7554, 2023-09-19	DAE4 Sn1431, 2023-08-24

Scan Setup

	Area Scan	Zoom Scan
Grid Extents [mm]	120.0 x 210.0	24.0 x 24.0 x 22.0
Grid Steps [mm]	10.0 x 10.0	4.0 x 4.0 x 1.4
Sensor Surface [mm]	3.0	1.4

Measurement Results

	Area Scan	Zoom Scan
Date	2024-01-26	2024-01-26
psSAR1g [W/kg]	0.342	0.397
psSAR10g [W/kg]	0.140	0.150
Power Drift [dB]	-0.06	0.08
M2/M1 [%]		65.9
Dist 3dB Peak [mm]		7.2

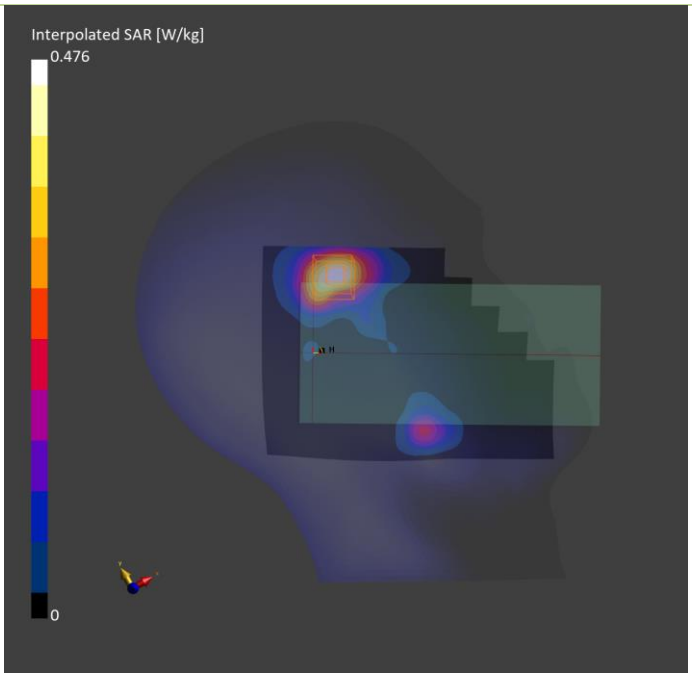

Measurement Report
P03 WLAN5.6G_802.11a_Left Cheek_Ch116_Ant8+9_Argon_Accessory_w_o_DSI1
Device under Test Properties

Model, Manufacturer	Dimensions [mm]	IMEI	DUT Type
BERD-WTW-P24010469,	167.0 x 78.0 x 17.0		Phone

Exposure Conditions

Phantom Section, TSL	Position, Test Distance [mm]	Band	Group, UID	Frequency [MHz], Channel Number	Conversion Factor	TSL Conductivity [S/m]	TSL Permittivity
LeftHead,	Left Cheek, 0.00	WLAN 5GHz	WLAN, 10062-CAE	5580.000, 116	4.75	4.89	35.2

Hardware Setup

Phantom	TSL, Measured Date	Probe, Calibration Date	DAE, Calibration Date
Twin-SAM V8.0 (30deg probe tilt) - 1982	H51T72N6 , 2024-Jan-26	EX3DV4 - SN7554, 2023-09-19	DAE4 Sn1431, 2023-08-24

Scan Setup

	Area Scan	Zoom Scan
Grid Extents [mm]	120.0 x 210.0	24.0 x 24.0 x 22.0
Grid Steps [mm]	10.0 x 10.0	4.0 x 4.0 x 1.4
Sensor Surface [mm]	3.0	1.4

Measurement Results

	Area Scan	Zoom Scan
Date	2024-01-26	2024-01-26
psSAR1g [W/kg]	0.455	0.596
psSAR10g [W/kg]	0.186	0.209
Power Drift [dB]	0.38	0.08
M2/M1 [%]		63.7
Dist 3dB Peak [mm]		6.9

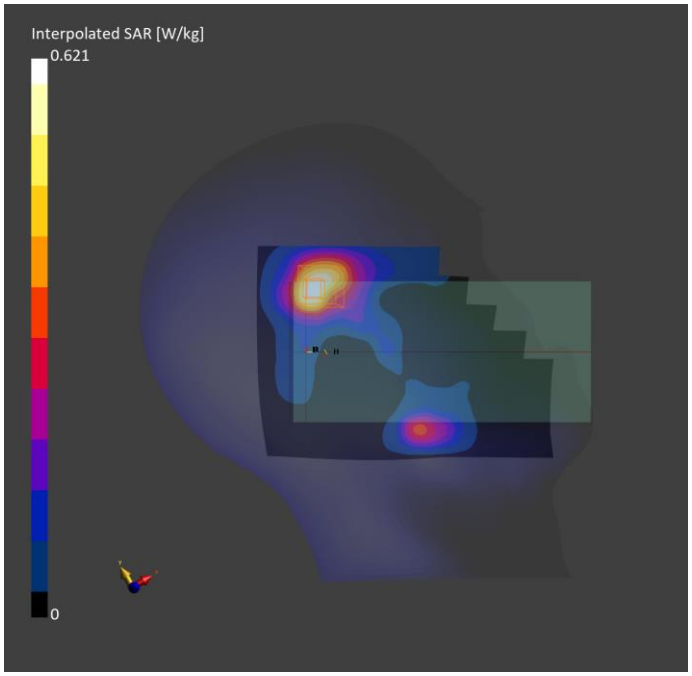

Measurement Report
P04 WLAN5.8G_802.11a_Left Cheek_Ch165_Argon_Ant 8+9_Accessory_w_o_DSI1
Device under Test Properties

Model, Manufacturer	Dimensions [mm]	IMEI	DUT Type
BERD-WTW-P24010469,	167.0 x 78.0 x 17.0		Phone

Exposure Conditions

Phantom Section, TSL	Position, Test Distance [mm]	Band	Group, UID	Frequency [MHz], Channel Number	Conversion Factor	TSL Conductivity [S/m]	TSL Permittivity
LeftHead,	Left Cheek, 0.00	WLAN 5GHz	WLAN, 10062-CAE	5825.000, 165	4.88	5.31	35.4

Hardware Setup

Phantom	TSL, Measured Date	Probe, Calibration Date	DAE, Calibration Date
Twin-SAM V8.0 (30deg probe tilt) - 1982	H51T72N6, 2024-Jan-26	EX3DV4 - SN7554, 2023-09-19	DAE4 Sn1431, 2023-08-24

Scan Setup

	Area Scan	Zoom Scan
Grid Extents [mm]	120.0 x 200.0	24.0 x 24.0 x 22.0
Grid Steps [mm]	10.0 x 10.0	4.0 x 4.0 x 1.4
Sensor Surface [mm]	3.0	1.4

Measurement Results

	Area Scan	Zoom Scan
Date	2024-01-26	2024-01-26
psSAR1g [W/kg]	0.371	0.377
psSAR10g [W/kg]	0.130	0.146
Power Drift [dB]	-0.13	0.10
M2/M1 [%]		62.1
Dist 3dB Peak [mm]		6.5

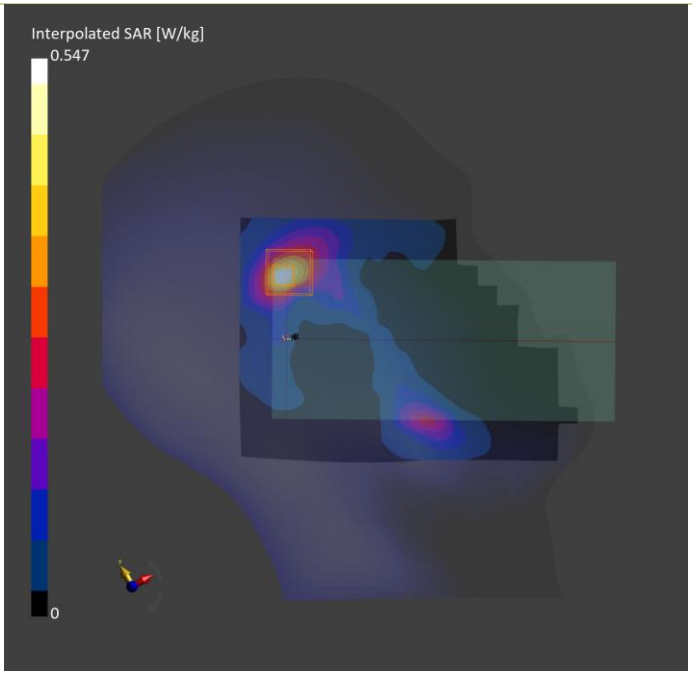

Measurement Report
P05 WLAN5.9G_802.11a_Left Cheek_Ch173_Argon_Ant 8+9_Accessory_w_o_DSI1
Device under Test Properties

Model, Manufacturer	Dimensions [mm]	IMEI	DUT Type
BERD-WTW-P24010469,	167.0 x 78.0 x 17.0		Phone

Exposure Conditions

Phantom Section, TSL	Position, Test Distance [mm]	Band	Group, UID	Frequency [MHz], Channel Number	Conversion Factor	TSL Conductivity [S/m]	TSL Permittivity
LeftHead,	Left Cheek, 0.00	U-NII-4	WLAN, 10062-CAE	5865.000, 173	4.88	5.36	35.3

Hardware Setup

Phantom	TSL, Measured Date	Probe, Calibration Date	DAE, Calibration Date
Twin-SAM V8.0 (30deg probe tilt) - 1982	H51T72N6, 2024-Jan-26	EX3DV4 - SN7554, 2023-09-19	DAE4 Sn1431, 2023-08-24

Scan Setup

	Area Scan	Zoom Scan
Grid Extents [mm]	120.0 x 200.0	24.0 x 24.0 x 22.0
Grid Steps [mm]	10.0 x 10.0	4.0 x 4.0 x 1.4
Sensor Surface [mm]	3.0	1.4

Measurement Results

	Area Scan	Zoom Scan
Date	2024-01-26	2024-01-26
psSAR1g [W/kg]	0.560	0.604
psSAR10g [W/kg]	0.206	0.232
Power Drift [dB]	-0.10	0.06
M2/M1 [%]		61.5
Dist 3dB Peak [mm]		6.9

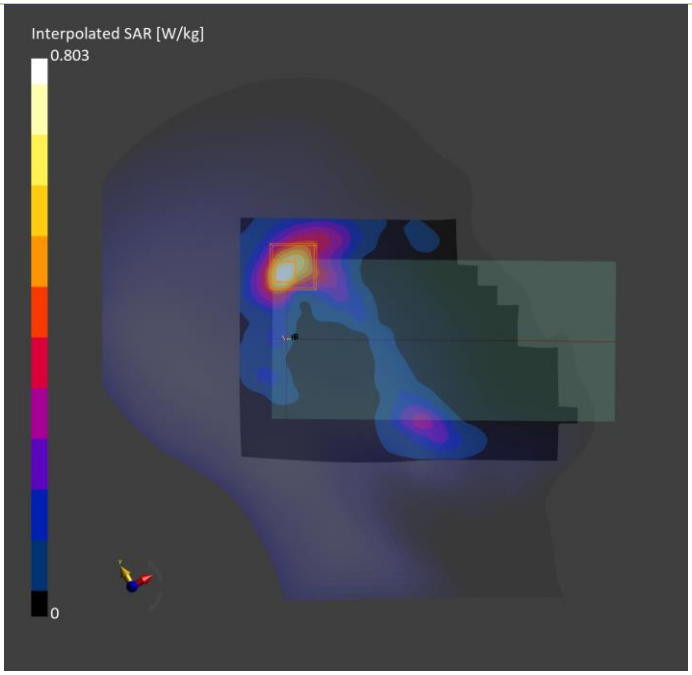

Measurement Report
P06 BT_BR_Left Cheek_Ch39_Argon_Ant 8_Accessory_w_o_DSI1
Device under Test Properties

Model, Manufacturer	Dimensions [mm]	IMEI	DUT Type
BERD-WTW-P24010469,	167.0 x 78.0 x 17.0		Phone

Exposure Conditions

Phantom Section, TSL	Position, Test Distance [mm]	Band	Group, UID	Frequency [MHz], Channel Number	Conversion Factor	TSL Conductivity [S/m]	TSL Permittivity
LeftHead,	Left Cheek, 0.00	ISM 2.4 GHz Band	Bluetooth, 10032-CAA	2441.000, 39	7.71	1.82	40.0

Hardware Setup

Phantom	TSL, Measured Date	Probe, Calibration Date	DAE, Calibration Date
Twin-SAM V8.0 (30deg probe tilt) - 1982	H06T27N6, 2024- Jan-26	EX3DV4 - SN7554, 2023-09-19	DAE4 Sn1431, 2023-08-24

Scan Setup

	Area Scan	Zoom Scan
Grid Extents [mm]	120.0 x 216.0	30.0 x 30.0 x 30.0
Grid Steps [mm]	12.0 x 12.0	5.0 x 5.0 x 5.0
Sensor Surface [mm]	3.0	1.4

Measurement Results

	Area Scan	Zoom Scan
Date	2024-01-26	2024-01-26
psSAR1g [W/kg]	0.032	0.035
psSAR10g [W/kg]	0.016	0.019
Power Drift [dB]	0.12	-0.07
M2/M1 [%]		56.2
Dist 3dB Peak [mm]		10.0

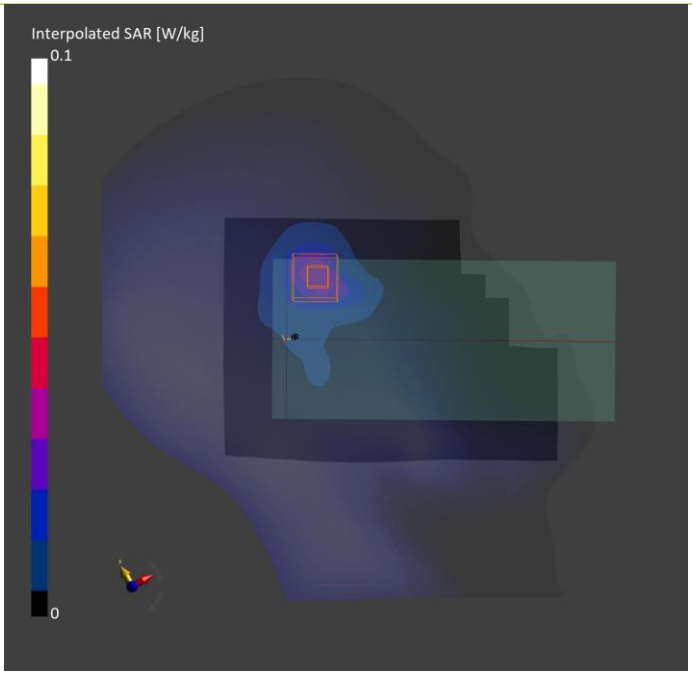

Measurement Report
P22 UNII-7_802.11ax HE160_Left Cheek_Ch143_Argon_Ant 8+9_Accessory_w_o_STP_DSI1
Device under Test Properties

Model, Manufacturer	Dimensions [mm]	IMEI	DUT Type
BERD-WTW-P24010469,	167.0 x 78.0 x 17.0		Phone

Exposure Conditions

Phantom Section, TSL	Position, Test Distance [mm]	Band	Group, UID	Frequency [MHz], Channel Number	Conversion Factor	TSL Conductivity [S/m]	TSL Permittivity
LeftHead,	Left Cheek, 0.00	U-NII-7	WLAN, 10755-AAC	6665.000, 143	5.35	6.21	33.4

Hardware Setup

Phantom	TSL, Measured Date	Probe, Calibration Date	DAE, Calibration Date
Twin-SAM V8.0 (30deg probe tilt) - 1982	H51T72N6 , 2024-Feb-06	EX3DV4 - SN7554, 2023-09-19	DAE4 Sn1431, 2023-08-24

Scan Setup

	Area Scan	Zoom Scan
Grid Extents [mm]	120.0 x 210.0	22.0 x 22.0 x 22.0
Grid Steps [mm]	7.5 x 7.5	3.4 x 3.4 x 1.4
Sensor Surface [mm]	3.0	1.4

Measurement Results

	Area Scan	Zoom Scan
Date	2024-02-06	2024-02-06
psSAR1g [W/kg]	0.330	0.183
psSAR10g [W/kg]	0.10	0.068
psAPD (1.0cm2, sq) [W/m2]		1.67
psAPD (4.0cm2, sq) [W/m2]		1.21
Power Drift [dB]	-0.11	0.13
M2/M1 [%]		52.7
Dist 3dB Peak [mm]		5.9

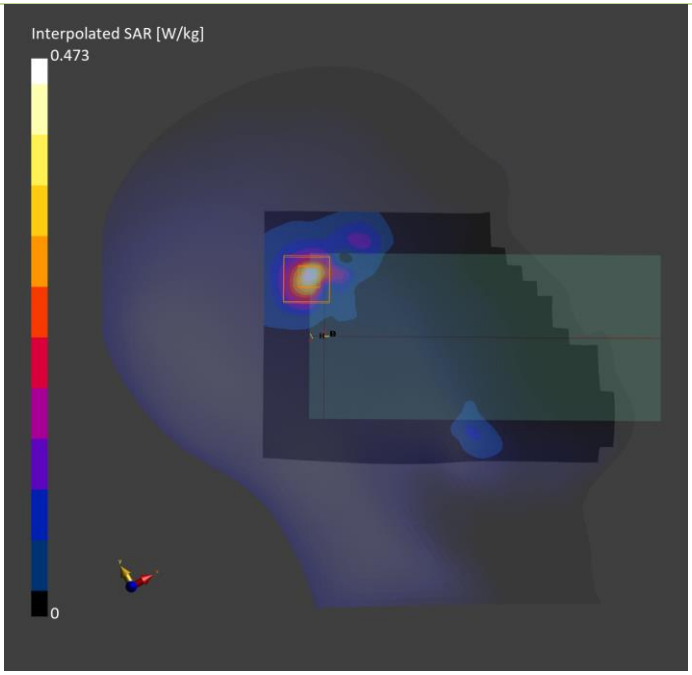

Measurement Report
P08 WLAN2.4G_802.11b_Rear Face_15mm_Ch6_Argon_Ant 8+9_Accessory_w_o_DSI2
Device under Test Properties

Model, Manufacturer	Dimensions [mm]	IMEI	DUT Type
BERD-WTW-P24010469,	167.0 x 78.0 x 17.0		Phone

Exposure Conditions

Phantom Section, TSL	Position, Test Distance [mm]	Band	Group, UID	Frequency [MHz], Channel Number	Conversion Factor	TSL Conductivity [S/m]	TSL Permittivity
Flat,	Rear Face, 15.00	WLAN 2.4GHz	WLAN, 10012-CAB	2437.000, 6	7.71	1.79	38.5

Hardware Setup

Phantom	TSL, Measured Date	Probe, Calibration Date	DAE, Calibration Date
ELI V8.0 (20deg probe tilt) - 2105	H06T27N6, 2024-Feb-02	EX3DV4 - SN7554, 2023-09-19	DAE4 Sn1431, 2023-08-24

Scan Setup

	Area Scan	Zoom Scan
Grid Extents [mm]	120.0 x 216.0	30.0 x 30.0 x 30.0
Grid Steps [mm]	12.0 x 12.0	5.0 x 5.0 x 5.0
Sensor Surface [mm]	3.0	1.4

Measurement Results

	Area Scan	Zoom Scan
Date	2024-02-02	2024-02-02
psSAR1g [W/kg]	0.185	0.187
psSAR10g [W/kg]	0.102	0.104
Power Drift [dB]	-0.03	0.07
M2/M1 [%]		53.6
Dist 3dB Peak [mm]		15.9

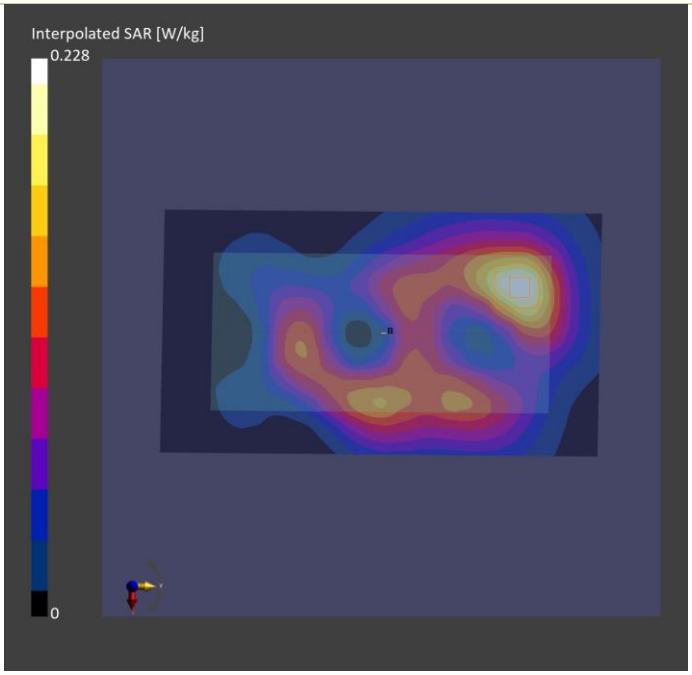

Measurement Report
P09 WLAN5.3G_802.11a_Rear Face_15mm_Ch64_Argon_Ant 8+9_Accessory_w_o_DSI2
Device under Test Properties

Model, Manufacturer	Dimensions [mm]	IMEI	DUT Type
BERD-WTW-P24010469,	167.0 x 78.0 x 17.0		Phone

Exposure Conditions

Phantom Section, TSL	Position, Test Distance [mm]	Band	Group, UID	Frequency [MHz], Channel Number	Conversion Factor	TSL Conductivity [S/m]	TSL Permittivity
Flat,	Rear Face, 15.00	WLAN 5GHz	WLAN, 10062-CAE	5320.000, 64	5.39	4.76	36.2

Hardware Setup

Phantom	TSL, Measured Date	Probe, Calibration Date	DAE, Calibration Date
ELI V8.0 (20deg probe tilt) - 2105	H51T72N6, 2024-Feb-02	EX3DV4 - SN7554, 2023-09-19	DAE4 Sn1431, 2023-08-24

Scan Setup

	Area Scan	Zoom Scan
Grid Extents [mm]	120.0 x 200.0	24.0 x 24.0 x 22.0
Grid Steps [mm]	10.0 x 10.0	4.0 x 4.0 x 1.4
Sensor Surface [mm]	3.0	1.4

Measurement Results

	Area Scan	Zoom Scan
Date	2024-02-02	2024-02-02
psSAR1g [W/kg]	0.432	0.463
psSAR10g [W/kg]	0.177	0.193
Power Drift [dB]	-0.02	-0.04
M2/M1 [%]		64.3
Dist 3dB Peak [mm]		12.9

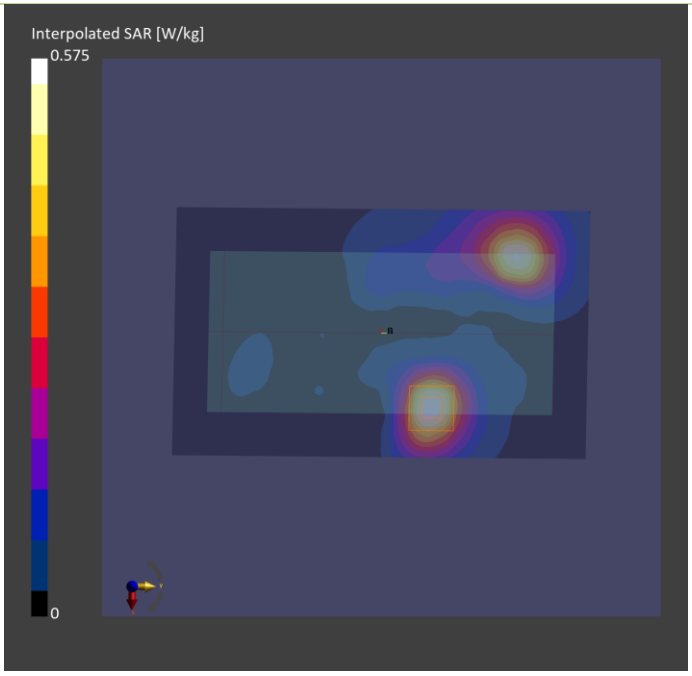

Measurement Report
P10 WLAN5.6G_802.11a_Rear Face_15mm_Ch100_Argon_Ant 8+9_Accessory_w_o_DSI2
Device under Test Properties

Model, Manufacturer	Dimensions [mm]	IMEI	DUT Type
BERD-WTW-P24010469,	167.0 x 78.0 x 17.0		Phone

Exposure Conditions

Phantom Section, TSL	Position, Test Distance [mm]	Band	Group, UID	Frequency [MHz], Channel Number	Conversion Factor	TSL Conductivity [S/m]	TSL Permittivity
Flat,	Rear Face, 15.00	WLAN 5GHz	WLAN, 10062-CAE	5500.000, 100	4.75	4.95	35.9

Hardware Setup

Phantom	TSL, Measured Date	Probe, Calibration Date	DAE, Calibration Date
ELI V8.0 (20deg probe tilt) - 2105	H51T72N6, 2024-Feb-02	EX3DV4 - SN7554, 2023-09-19	DAE4 Sn1431, 2023-08-24

Scan Setup

	Area Scan	Zoom Scan
Grid Extents [mm]	120.0 x 200.0	24.0 x 24.0 x 22.0
Grid Steps [mm]	10.0 x 10.0	4.0 x 4.0 x 1.4
Sensor Surface [mm]	3.0	1.4

Measurement Results

	Area Scan	Zoom Scan
Date	2024-02-02	2024-02-02
psSAR1g [W/kg]	0.449	0.469
psSAR10g [W/kg]	0.184	0.191
Power Drift [dB]	-0.02	-0.01
M2/M1 [%]		64.4
Dist 3dB Peak [mm]		13.6

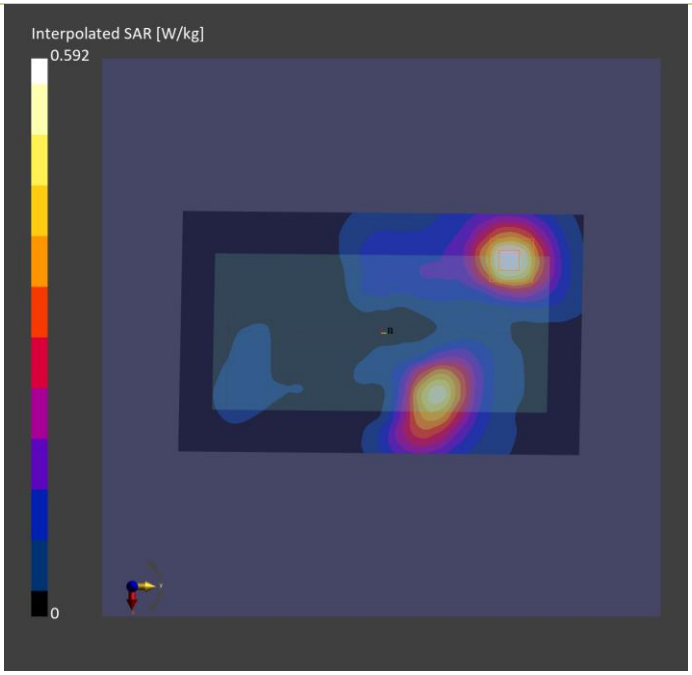

Measurement Report
P11 WLAN5.8G_802.11a_Rear Face_15mm_Ch165_Argon_Ant 8+9_Accessory_w_o_DSI2
Device under Test Properties

Model, Manufacturer	Dimensions [mm]	IMEI	DUT Type
BERD-WTW-P24010469,	167.0 x 78.0 x 17.0		Phone

Exposure Conditions

Phantom Section, TSL	Position, Test Distance [mm]	Band	Group, UID	Frequency [MHz], Channel Number	Conversion Factor	TSL Conductivity [S/m]	TSL Permittivity
Flat,	Rear Face, 15.00	WLAN 5GHz	WLAN, 10062-CAE	5825.000, 165	4.88	5.18	34.8

Hardware Setup

Phantom	TSL, Measured Date	Probe, Calibration Date	DAE, Calibration Date
ELI V8.0 (20deg probe tilt) - 2105	H51T72N6, 2024-Feb-05	EX3DV4 - SN7554, 2023-09-19	DAE4 Sn1431, 2023-08-24

Scan Setup

	Area Scan	Zoom Scan
Grid Extents [mm]	120.0 x 200.0	24.0 x 24.0 x 22.0
Grid Steps [mm]	10.0 x 10.0	4.0 x 4.0 x 1.4
Sensor Surface [mm]	3.0	1.4

Measurement Results

	Area Scan	Zoom Scan
Date	2024-02-05	2024-02-05
psSAR1g [W/kg]	0.337	0.359
psSAR10g [W/kg]	0.139	0.167
Power Drift [dB]	-0.16	-0.12
M2/M1 [%]		61.9
Dist 3dB Peak [mm]		13.3

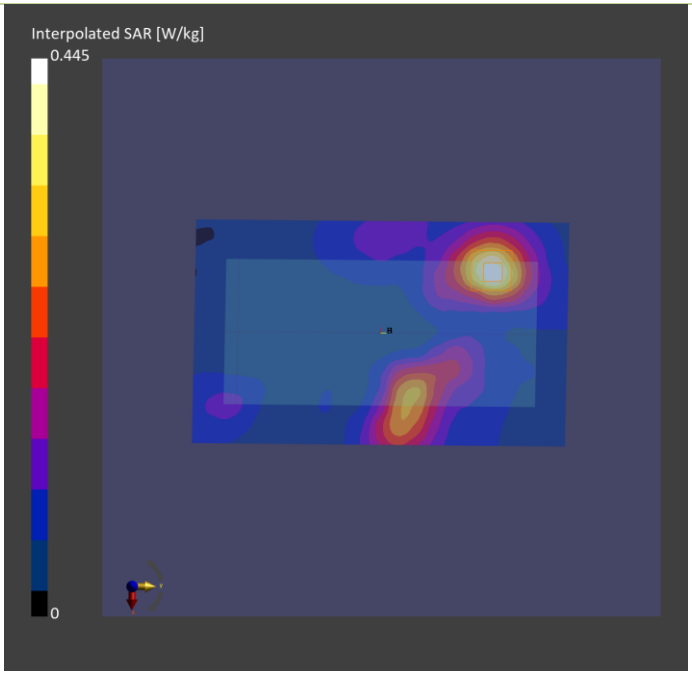

Measurement Report
P12 WLAN5.9G_802.11a_Rear Face_15mm_Ch173_Argon_Ant 8+9_Accessory_w_o_DSI2
Device under Test Properties

Model, Manufacturer	Dimensions [mm]	IMEI	DUT Type
BERD-WTW-P24010469,	167.0 x 78.0 x 17.0		Phone

Exposure Conditions

Phantom Section, TSL	Position, Test Distance [mm]	Band	Group, UID	Frequency [MHz], Channel Number	Conversion Factor	TSL Conductivity [S/m]	TSL Permittivity
Flat,	Rear Face, 15.00	U-NII-4	WLAN, 10062-CAE	5865.000, 173	4.88	5.22	34.7

Hardware Setup

Phantom	TSL, Measured Date	Probe, Calibration Date	DAE, Calibration Date
ELI V8.0 (20deg probe tilt) - 2105	H51T72N6, 2024-Feb-05	EX3DV4 - SN7554, 2023-09-19	DAE4 Sn1431, 2023-08-24

Scan Setup

	Area Scan	Zoom Scan
Grid Extents [mm]	120.0 x 200.0	24.0 x 24.0 x 22.0
Grid Steps [mm]	10.0 x 10.0	4.0 x 4.0 x 1.4
Sensor Surface [mm]	3.0	1.4

Measurement Results

	Area Scan	Zoom Scan
Date	2024-02-05	2024-02-05
psSAR1g [W/kg]	0.589	0.618
psSAR10g [W/kg]	0.240	0.264
Power Drift [dB]	0.01	-0.07
M2/M1 [%]		60.4
Dist 3dB Peak [mm]		13.3

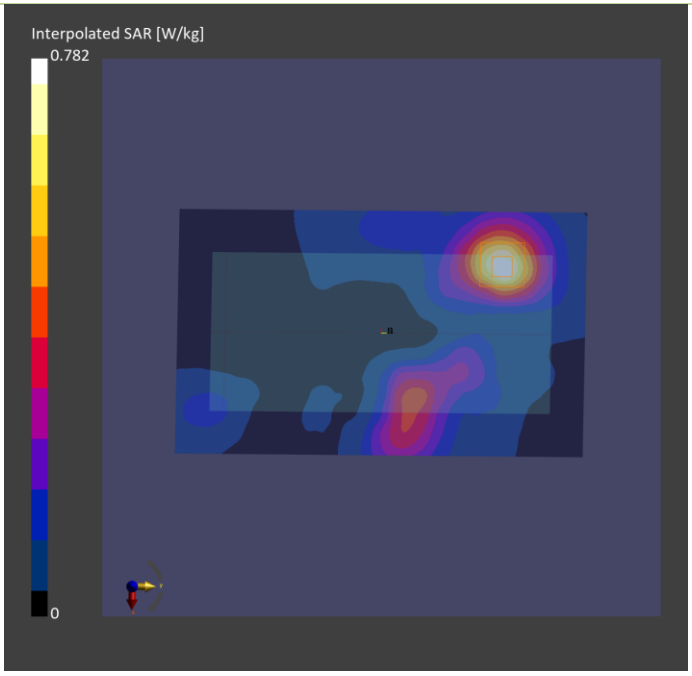

Measurement Report
P13 BT_BR_Rear Face_15mm_Ch78_Argon_Ant 8_Accessory_w_o_DSI2
Device under Test Properties

Model, Manufacturer	Dimensions [mm]	IMEI	DUT Type
BERD-WTW-P24010469,	167.0 x 78.0 x 17.0		Phone

Exposure Conditions

Phantom Section, TSL	Position, Test Distance [mm]	Band	Group, UID	Frequency [MHz], Channel Number	Conversion Factor	TSL Conductivity [S/m]	TSL Permittivity
Flat,	Rear Face, 15.00	ISM 2.4 GHz Band	Bluetooth, 10032-CAA	2480.000, 78	7.71	1.86	39.8

Hardware Setup

Phantom	TSL, Measured Date	Probe, Calibration Date	DAE, Calibration Date
ELI V8.0 (20deg probe tilt) - 2105	H06T27N6, 2024-Feb-05	EX3DV4 - SN7554, 2023-09-19	DAE4 Sn1431, 2023-08-24

Scan Setup

	Area Scan	Zoom Scan
Grid Extents [mm]	120.0 x 216.0	30.0 x 30.0 x 30.0
Grid Steps [mm]	12.0 x 12.0	5.0 x 5.0 x 5.0
Sensor Surface [mm]	3.0	1.4

Measurement Results

	Area Scan	Zoom Scan
Date	2024-02-05	2024-02-05
psSAR1g [W/kg]	0.007	0.009
psSAR10g [W/kg]	0.004	0.006
Power Drift [dB]	0.08	0.16
M2/M1 [%]		64.7
Dist 3dB Peak [mm]		14.9

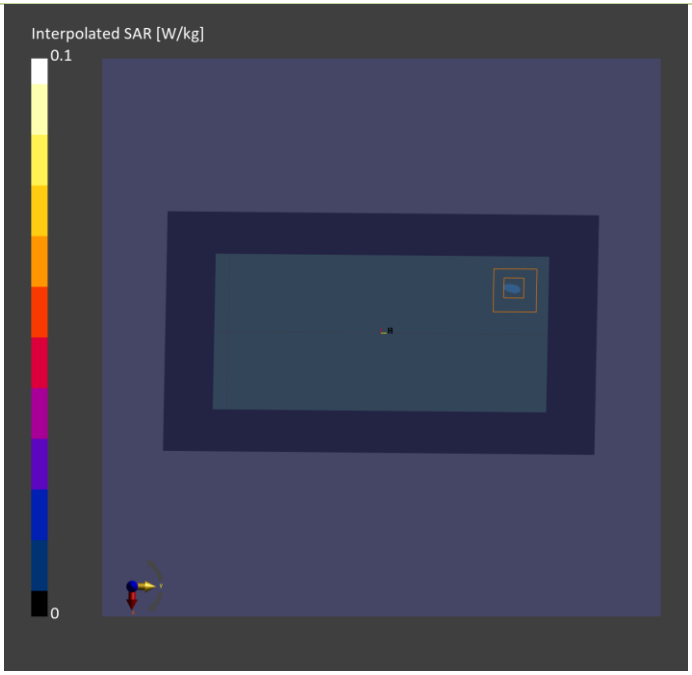

Measurement Report
P24 UNII-7_802.11ax HE160_Rear Face_15mm_Ch143_Argon_Ant 8+9_Accessory_w_o_INDOOR_STP_DSI2

Device under Test Properties

Model, Manufacturer	Dimensions [mm]	IMEI	DUT Type
BERD-WTW-P24010469,	167.0 x 78.0 x 17.0		Phone

Exposure Conditions

Phantom Section, TSL	Position, Test Distance [mm]	Band	Group, UID	Frequency [MHz], Channel Number	Conversion Factor	TSL Conductivity [S/m]	TSL Permittivity
Flat,	Rear Face, 15.00	U-NII-7	WLAN, 10755-AAC	6665.000, 143	5.35	6.23	34.5

Hardware Setup

Phantom	TSL, Measured Date	Probe, Calibration Date	DAE, Calibration Date
ELI V8.0 (20deg probe tilt) - 2105	H51T72N6 , 2024-Feb-06	EX3DV4 - SN7554, 2023-09-19	DAE4 Sn1431, 2023-08-24

Scan Setup

	Area Scan	Zoom Scan
Grid Extents [mm]	120.0 x 210.0	22.0 x 22.0 x 22.0
Grid Steps [mm]	7.5 x 7.5	3.4 x 3.4 x 1.4
Sensor Surface [mm]	3.0	1.4

Measurement Results

	Area Scan	Zoom Scan
Date	2024-02-06	2024-02-06
psSAR1g [W/kg]	0.071	0.064
psSAR10g [W/kg]	0.028	0.023
psAPD (1.0cm2, sq) [W/m2]		0.640
psAPD (4.0cm2, sq) [W/m2]		0.519
Power Drift [dB]	-0.14	0.09
M2/M1 [%]		55.3
Dist 3dB Peak [mm]		10.2

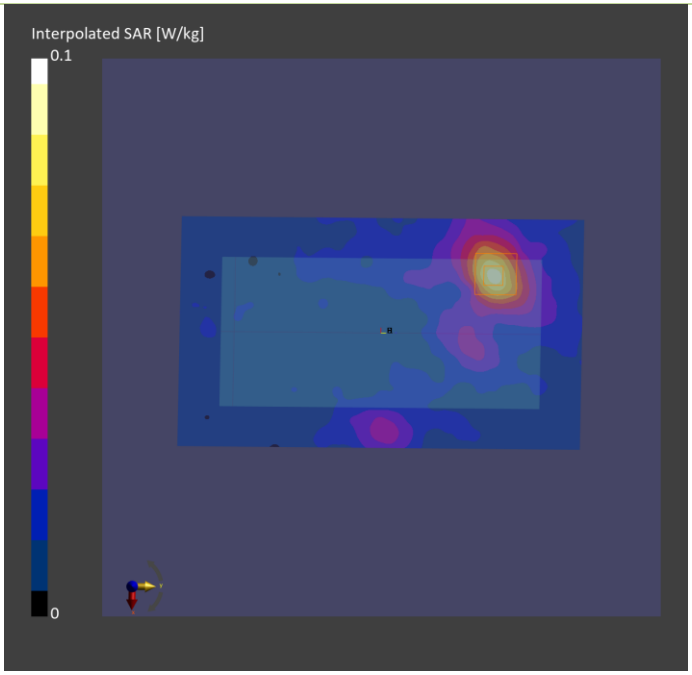

Plots of Measurement

Measurement Report
P15 WLAN2.4G_802.11b_Rear Face_0mm_Ch6_Argon_Ant 8+9_Accessory_w_o_DSI2
Device under Test Properties

Model, Manufacturer	Dimensions [mm]	IMEI	DUT Type
BERD-WTW-P24010469,	167.0 x 78.0 x 17.0		Phone

Exposure Conditions

Phantom Section, TSL	Position, Test Distance [mm]	Band	Group, UID	Frequency [MHz], Channel Number	Conversion Factor	TSL Conductivity [S/m]	TSL Permittivity
Flat,	Rear Face, 0.00	WLAN 2.4GHz	WLAN, 10012-CAB	2437.000, 6	7.71	1.79	38.5

Hardware Setup

Phantom	TSL, Measured Date	Probe, Calibration Date	DAE, Calibration Date
ELI V8.0 (20deg probe tilt) - 2105	H51T72N6, 2024-Feb-02	EX3DV4 - SN7554, 2023-09-19	DAE4 Sn1431, 2023-08-24

Scan Setup

	Area Scan	Zoom Scan
Grid Extents [mm]	120.0 x 216.0	30.0 x 30.0 x 30.0
Grid Steps [mm]	12.0 x 12.0	5.0 x 5.0 x 5.0
Sensor Surface [mm]	3.0	1.4

Measurement Results

	Area Scan	Zoom Scan
Date	2024-02-02	2024-02-02
psSAR1g [W/kg]	1.19	1.24
psSAR10g [W/kg]	0.527	0.535
Power Drift [dB]	-0.03	-0.04
M2/M1 [%]		48.2
Dist 3dB Peak [mm]		9.0

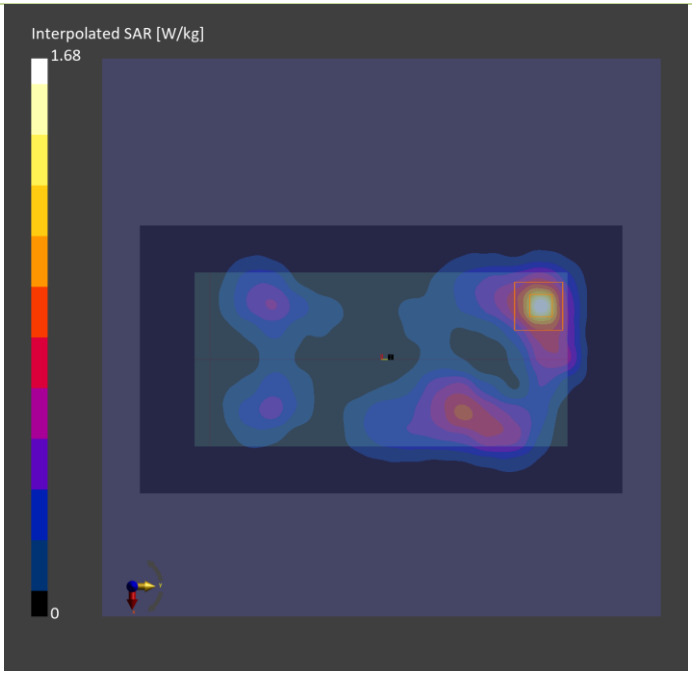

Measurement Report
P16 WLAN5.3G_802.11a_Right Side_0mm_Ch56_Argon_Ant 8+9_Accessory_w_o_DSI2
Device under Test Properties

Model, Manufacturer	Dimensions [mm]	IMEI	DUT Type
BERD-WTW-P24010469,	167.0 x 78.0 x 17.0		Phone

Exposure Conditions

Phantom Section, TSL	Position, Test Distance [mm]	Band	Group, UID	Frequency [MHz], Channel Number	Conversion Factor	TSL Conductivity [S/m]	TSL Permittivity
Flat,	Right Side, 0.00	WLAN 5GHz	WLAN, 10062-CAE	5280.000, 56	5.39	4.72	36.3

Hardware Setup

Phantom	TSL, Measured Date	Probe, Calibration Date	DAE, Calibration Date
ELI V8.0 (20deg probe tilt) - 2105	H51T72N6, 2024-Feb-02	EX3DV4 - SN7554, 2023-09-19	DAE4 Sn1431, 2023-08-24

Scan Setup

	Area Scan	Zoom Scan
Grid Extents [mm]	60.0 x 200.0	24.0 x 24.0 x 22.0
Grid Steps [mm]	10.0 x 10.0	4.0 x 4.0 x 1.4
Sensor Surface [mm]	3.0	1.4

Measurement Results

	Area Scan	Zoom Scan
Date	2024-02-02	2024-02-02
psSAR1g [W/kg]	7.48	8.66
psSAR10g [W/kg]	1.88	1.99
Power Drift [dB]	-0.01	0.02
M2/M1 [%]		64.0
Dist 3dB Peak [mm]		5.1

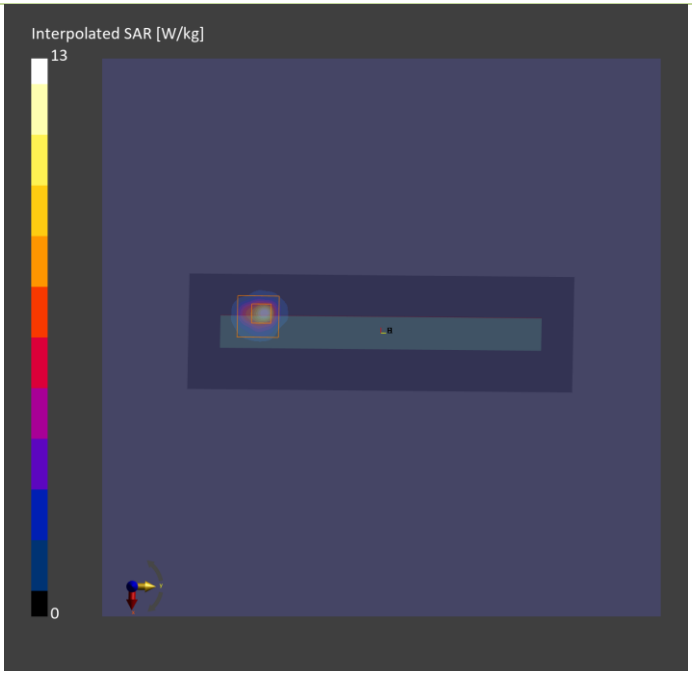

Measurement Report
P17 WLAN5.6G_802.11a_Right Side_0mm_Ch116_Argon_Ant 8+9_Accessory_w_o_DSI2
Device under Test Properties

Model, Manufacturer	Dimensions [mm]	IMEI	DUT Type
BERD-WTW-P24010469,	167.0 x 78.0 x 17.0		Phone

Exposure Conditions

Phantom Section, TSL	Position, Test Distance [mm]	Band	Group, UID	Frequency [MHz], Channel Number	Conversion Factor	TSL Conductivity [S/m]	TSL Permittivity
Flat,	Right Side, 0.00	WLAN 5GHz	WLAN, 10062-CAE	5580.000, 116	4.75	5.04	35.8

Hardware Setup

Phantom	TSL, Measured Date	Probe, Calibration Date	DAE, Calibration Date
ELI V8.0 (20deg probe tilt) - 2105	H51T72N6, 2024-Feb-02	EX3DV4 - SN7554, 2023-09-19	DAE4 Sn1431, 2023-08-24

Scan Setup

	Area Scan	Zoom Scan
Grid Extents [mm]	60.0 x 200.0	24.0 x 24.0 x 22.0
Grid Steps [mm]	10.0 x 10.0	4.0 x 4.0 x 1.4
Sensor Surface [mm]	3.0	1.4

Measurement Results

	Area Scan	Zoom Scan
Date	2024-02-02	2024-02-02
psSAR1g [W/kg]	7.51	8.49
psSAR10g [W/kg]	1.83	1.91
Power Drift [dB]	-0.01	-0.02
M2/M1 [%]		62.5
Dist 3dB Peak [mm]		5.1

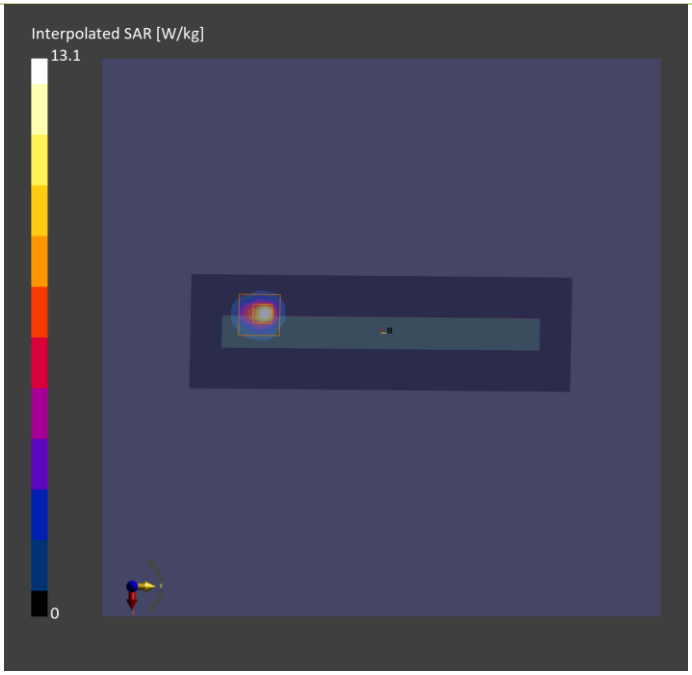

Measurement Report
P18 WLAN5.8G_802.11a_Right Side_0mm_Ch165_Argon_Ant 8+9_Accessory_w_o_DSI2
Device under Test Properties

Model, Manufacturer	Dimensions [mm]	IMEI	DUT Type
BERD-WTW-P24010469,	167.0 x 78.0 x 17.0		Phone

Exposure Conditions

Phantom Section, TSL	Position, Test Distance [mm]	Band	Group, UID	Frequency [MHz], Channel Number	Conversion Factor	TSL Conductivity [S/m]	TSL Permittivity
Flat,	Right Side, 0.00	WLAN 5GHz	WLAN, 10062-CAE	5825.000, 165	4.88	5.18	34.8

Hardware Setup

Phantom	TSL, Measured Date	Probe, Calibration Date	DAE, Calibration Date
ELI V8.0 (20deg probe tilt) - 2105	H51T72N6, 2024-Feb-05	EX3DV4 - SN7554, 2023-09-19	DAE4 Sn1431, 2023-08-24

Scan Setup

	Area Scan	Zoom Scan
Grid Extents [mm]	60.0 x 200.0	24.0 x 24.0 x 22.0
Grid Steps [mm]	10.0 x 10.0	4.0 x 4.0 x 1.4
Sensor Surface [mm]	3.0	1.4

Measurement Results

	Area Scan	Zoom Scan
Date	2024-02-05	2024-02-05
psSAR1g [W/kg]	3.28	4.80
psSAR10g [W/kg]	0.963	1.11
Power Drift [dB]	-0.02	-0.02
M2/M1 [%]		58.9
Dist 3dB Peak [mm]		5.4

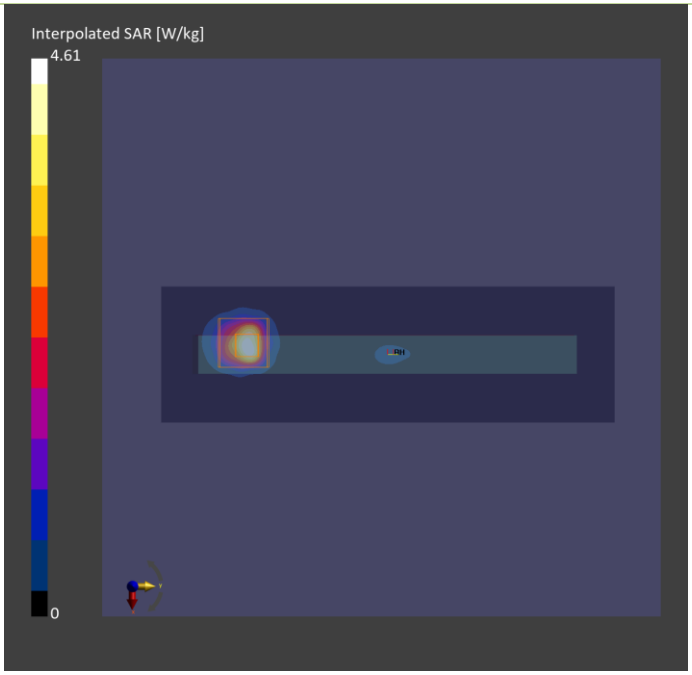

Measurement Report
P19 WLAN5.9G_802.11a_Right Side_0mm_Ch173_Argon_Ant 8+9_Accessory_w_o_DSI2
Device under Test Properties

Model, Manufacturer	Dimensions [mm]	IMEI	DUT Type
BERD-WTW-P24010469,	167.0 x 78.0 x 17.0		Phone

Exposure Conditions

Phantom Section, TSL	Position, Test Distance [mm]	Band	Group, UID	Frequency [MHz], Channel Number	Conversion Factor	TSL Conductivity [S/m]	TSL Permittivity
Flat,	Right Side, 0.00	U-NII-4	WLAN, 10062-CAE	5865.000, 173	4.88	5.22	34.7

Hardware Setup

Phantom	TSL, Measured Date	Probe, Calibration Date	DAE, Calibration Date
ELI V8.0 (20deg probe tilt) - 2105	H51T72N6, 2024-Feb-05	EX3DV4 - SN7554, 2023-09-19	DAE4 Sn1431, 2023-08-24

Scan Setup

	Area Scan	Zoom Scan
Grid Extents [mm]	60.0 x 200.0	24.0 x 24.0 x 22.0
Grid Steps [mm]	10.0 x 10.0	4.0 x 4.0 x 1.4
Sensor Surface [mm]	3.0	1.4

Measurement Results

	Area Scan	Zoom Scan
Date	2024-02-05	2024-02-05
psSAR1g [W/kg]	5.84	8.41
psSAR10g [W/kg]	1.70	1.94
Power Drift [dB]	0.00	-0.02
M2/M1 [%]		59.4
Dist 3dB Peak [mm]		5.4

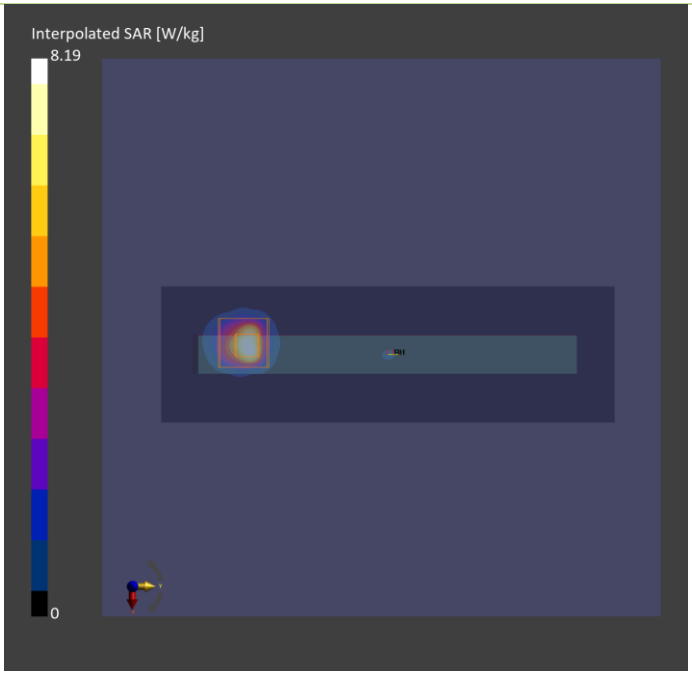

Plots of Measurement

Measurement Report
P20 BT_BR_Right Side_0mm_Ch78_Argon_Ant 8_Accessory_w_o_DSI2
Device under Test Properties

Model, Manufacturer	Dimensions [mm]	IMEI	DUT Type
BERD-WTW-P24010469,	167.0 x 78.0 x 17.0		Phone

Exposure Conditions

Phantom Section, TSL	Position, Test Distance [mm]	Band	Group, UID	Frequency [MHz], Channel Number	Conversion Factor	TSL Conductivity [S/m]	TSL Permittivity
Flat,	Right Side, 0.00	ISM 2.4 GHz Band	Bluetooth, 10032-CAA	2480.000, 78	7.71	1.86	39.8

Hardware Setup

Phantom	TSL, Measured Date	Probe, Calibration Date	DAE, Calibration Date
ELI V8.0 (20deg probe tilt) - 2105	H06T27N6, 2024-Feb-05	EX3DV4 - SN7554, 2023-09-19	DAE4 Sn1431, 2023-08-24

Scan Setup

	Area Scan	Zoom Scan
Grid Extents [mm]	48.0 x 216.0	30.0 x 30.0 x 30.0
Grid Steps [mm]	12.0 x 12.0	5.0 x 5.0 x 5.0
Sensor Surface [mm]	3.0	1.4

Measurement Results

	Area Scan	Zoom Scan
Date	2024-02-05	2024-02-05
psSAR1g [W/kg]	0.045	0.049
psSAR10g [W/kg]	0.020	0.021
Power Drift [dB]	-0.10	-0.03
M2/M1 [%]		44.7
Dist 3dB Peak [mm]		7.7

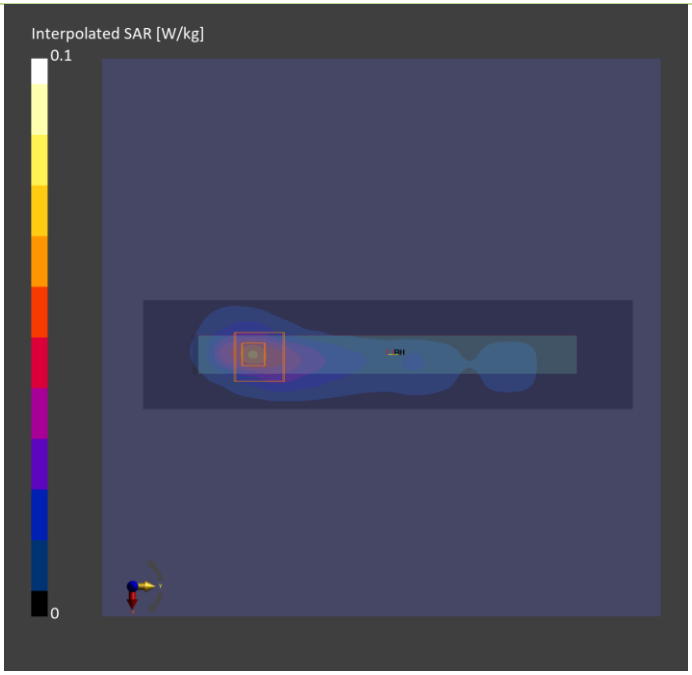

Plots of Measurement

Test Laboratory: Bureau Veritas ADT SAR/HAC Testing Lab Date: 2024/02/15

P21 NFC_ASK_Rear Face_0mm_13.56MHz_Argon_Accessory_w_o

DUT: BERD-WTW-P24010469

Communication System: UID 0, CW (0); Frequency: 13.56 MHz;Duty Cycle: 1:1
Medium: H13_0215 Medium parameters used (interpolated): f = 13.56 MHz; σ = 0.731 S/m; ε_r = 55.12; ρ = 1000 kg/m^3
Ambient Temperature：22.9 ℃ ； Liquid Temperature：22.6 ℃

DASY5 Configuration:
- Probe: EX3DV4 - SN7720; ConvF(17.02, 17.02, 17.02) @ 13.56 MHz; Calibrated: 2023/03/23
- Sensor-Surface: 1.4mm (Mechanical Surface Detection)
- Electronics: DAE4 Sn1431; Calibrated: 2023/08/24
- Phantom: ELI Phantom_2105; Type: QD OVA 004 Ax; Serial: 2105
- Measurement SW: DASY52, Version 52.10 (4); SEMCAD X Version 14.6.14 (7501)

Area Scan (71x131x1): Interpolated grid: dx=1.000 mm, dy=1.000 mm
Maximum value of SAR (interpolated) = 0 W/kg

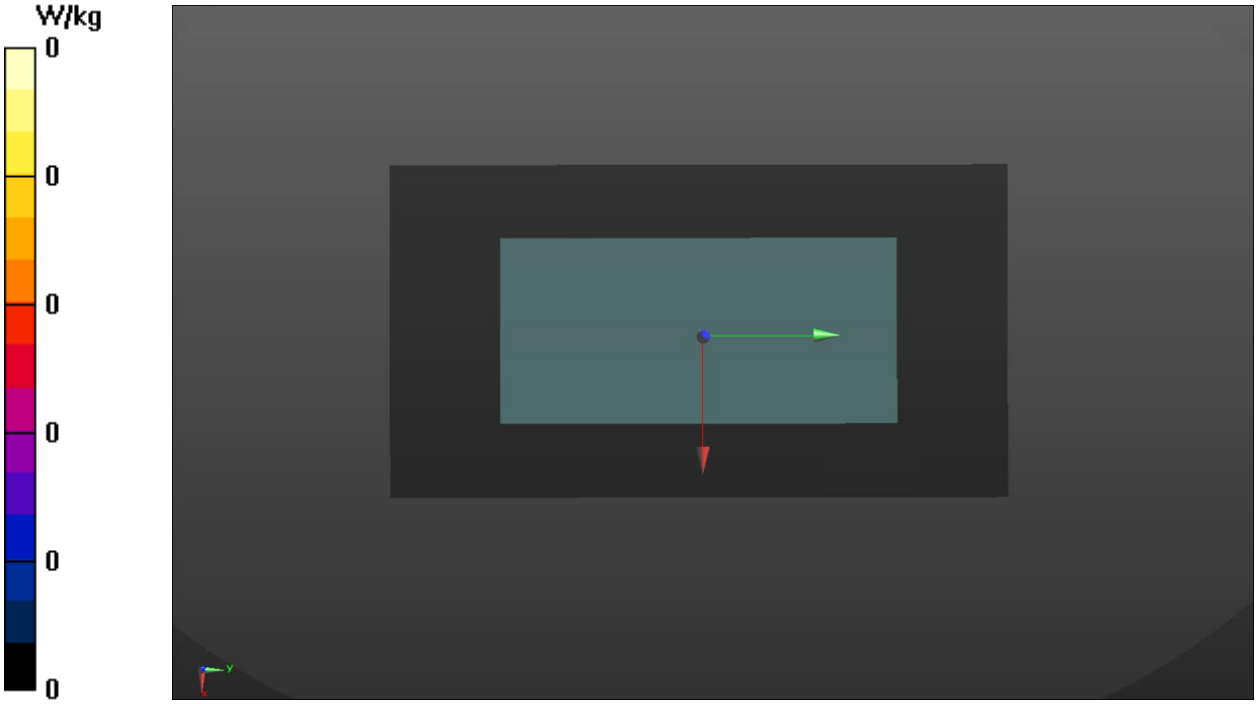

Measurement Report
P26 UNII-5_802.11ax HE160_Right Side_0mm_Ch15_Argon_Ant 8+9_Accessory_w_o__INDOOR_STP_DSI2
Device under Test Properties

Model, Manufacturer	Dimensions [mm]	IMEI	DUT Type
BERD-WTW-P24010469,	167.0 x 78.0 x 17.0		Phone

Exposure Conditions

Phantom Section, TSL	Position, Test Distance [mm]	Band	Group, UID	Frequency [MHz], Channel Number	Conversion Factor	TSL Conductivity [S/m]	TSL Permittivity
Flat,	Right Side, 0.00	U-NII-5	WLAN, 10755-AAC	6025.000, 15	5.35	5.43	34.5

Hardware Setup

Phantom	TSL, Measured Date	Probe, Calibration Date	DAE, Calibration Date
ELI V8.0 (20deg probe tilt) - 2105	H51T72N6 , 2024-Feb-06	EX3DV4 - SN7554, 2023-09-19	DAE4 Sn1431, 2023-08-24

Scan Setup

	Area Scan	Zoom Scan
Grid Extents [mm]	60.0 x 210.0	22.0 x 22.0 x 22.0
Grid Steps [mm]	7.5 x 7.5	3.4 x 3.4 x 1.4
Sensor Surface [mm]	3.0	1.4

Measurement Results

	Area Scan	Zoom Scan
Date	2024-02-06	2024-02-06
psSAR1g [W/kg]	0.832	0.925
psSAR10g [W/kg]	0.208	0.210
psAPD (1.0cm2, sq) [W/m2]		9.25
psAPD (4.0cm2, sq) [W/m2]		5.00
Power Drift [dB]	0.17	0.08
M2/M1 [%]		54.4
Dist 3dB Peak [mm]		4.8

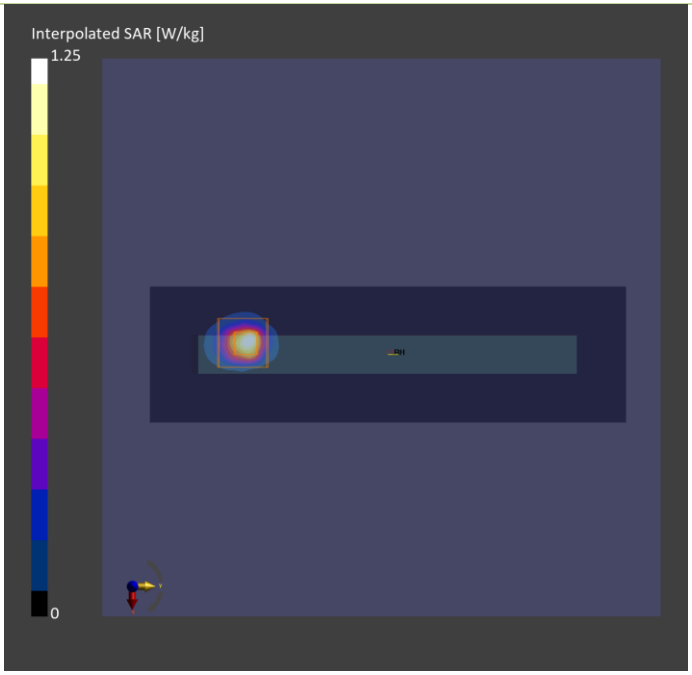

Measurement Report
P22 UNII-7_802.11ax HE160_Left Cheek_Ch143_Ant8+9_Argon_Accessory_w_o_Power Mode_STP_DSI 1
Device under Test Properties

Model, Manufacturer	Dimensions [mm]	IMEI	DUT Type
BERD-WTW-P24010469	167.0 x 78.0 x 17.0		Phone

Exposure Conditions

Phantom Section	Position, Test Distance [mm]	Band	Group, UID	Frequency [MHz], Channel Number	Conversion Factor
5G Air	Left Cheek, 2.00	U-NII-7	WLAN, 10755-AAC	6665.0, 143	1.0

Hardware Setup

Phantom	Medium	Probe, Calibration Date	DAE, Calibration Date
mmWave- 1029	--Air--	EUmmWV4 - SN9615_F1-55GHz, 2023-07-10	DAE4 Sn1431, 2023-08-24

Scan Setup

	5G Scan
Grid Extents [mm]	90.0 x 90.0
Grid Steps [lambda]	0.0555 x 0.0555
Sensor Surface [mm]	2.0

Measurement Results

	5G Scan
Date	2024-02-06
Avg. Area [cm^2]	4.00
psPDn+ [W/m^2]	1.48
psPDtot+ [W/m^2]	2.25
psPDmod+ [W/m^2]	2.78
E_{max} [V/m]	53.7
Power Drift [dB]	-0.02

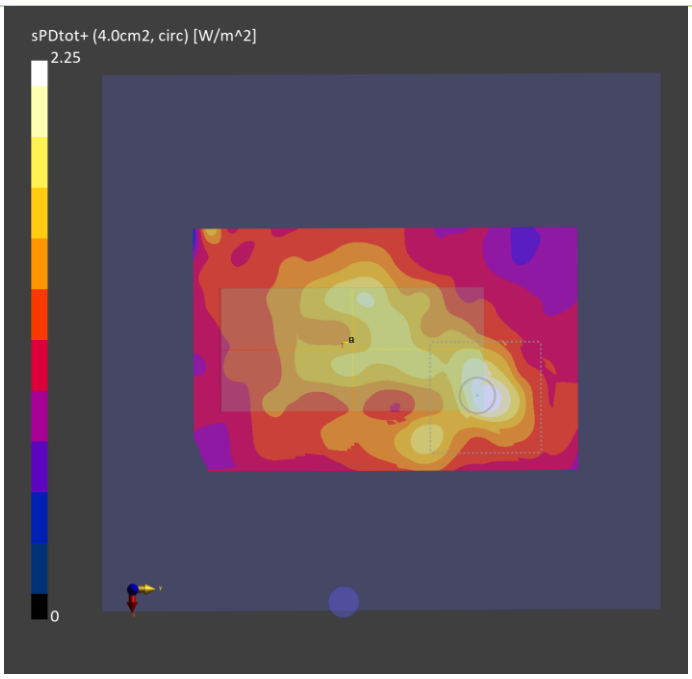

Measurement Report

P24 UNII-7_802.11ax HE160_Rear Face_15mm_Ch143_Ant8+9_Argon_Power Mode_INDOOR_Accessory_w_o_DSI 2

Device under Test Properties

Model, Manufacturer	Dimensions [mm]	IMEI	DUT Type
BERD-WTW-P24010469	167.0 x 78.0 x 17.0		Phone

Exposure Conditions

Phantom Section	Position, Test Distance [mm]	Band	Group, UID	Frequency [MHz], Channel Number	Conversion Factor
5G Air	Rear Face, 15.00	U-NII-7	WLAN, 10755-AAC	6665.0, 143	1.0

Hardware Setup

Phantom	Medium	Probe, Calibration Date	DAE, Calibration Date
mmWave- 1029	--Air--	EUmmWV4 - SN9615_F1-55GHz, 2023-07-10	DAE4 Sn1431, 2023-08-24

Scan Setup

	5G Scan
Grid Extents [mm]	90.0 x 90.0
Grid Steps [lambda]	0.125 x 0.125
Sensor Surface [mm]	15.0

Measurement Results

	5G Scan
Date	2024-02-02
Avg. Area [cm^2]	4.00
psPDn+ [W/m^2]	0.458
psPDtot+ [W/m^2]	0.505
psPDmod+ [W/m^2]	0.545
E_{max} [V/m]	16.2
Power Drift [dB]	-0.07

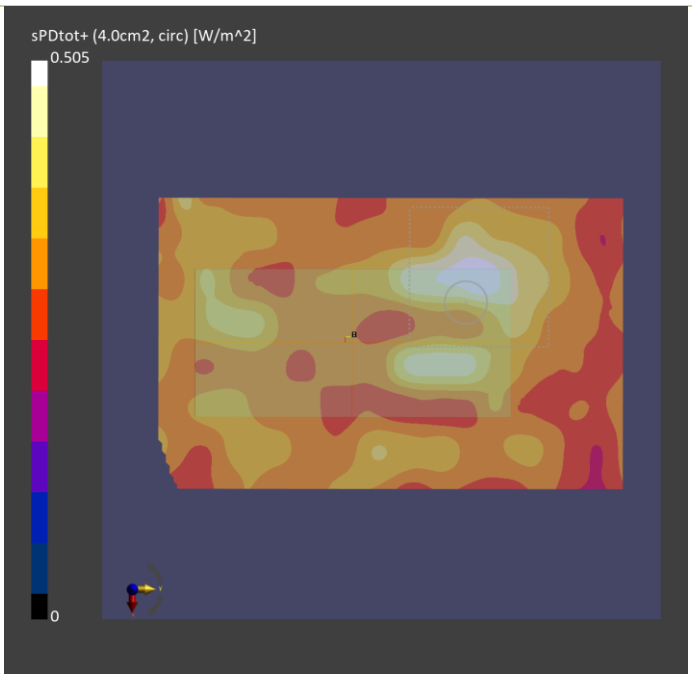

Measurement Report

P26 UNII-5_802.11ax HE160_Right Side_0mm_Ch15_Ant8+9_Argon_Accessory_w_o_Power Mode_INDOOR_DSI 2

Device under Test Properties

Model, Manufacturer	Dimensions [mm]	IMEI	DUT Type
, BERD-WTW-P24010469	167.0 x 78.0 x 17.0		Phone

Exposure Conditions

Phantom Section	Position, Test Distance [mm]	Band	Group, UID	Frequency [MHz], Channel Number	Conversion Factor
5G Air	Right Side, 2.00	U-NII-5	WLAN, 10755-AAC	6025.0, 15	1.0

Hardware Setup

Phantom	Medium	Probe, Calibration Date	DAE, Calibration Date
mmWave- 1029	--Air--	EUmmWV4 - SN9615_F1-55GHz, 2023-07-10	DAE4 Sn1431, 2023-08-24

Scan Setup

	5G Scan
Grid Extents [mm]	100.0 x 100.0
Grid Steps [lambda]	0.0502 x 0.0502
Sensor Surface [mm]	2.0

Measurement Results

	5G Scan
Date	2024-02-06
Avg. Area [cm^2]	4.00
psPDn+ [W/m^2]	2.36
psPDtot+ [W/m^2]	3.70
psPDmod+ [W/m^2]	5.15
E_{max} [V/m]	49.1
Power Drift [dB]	-0.05

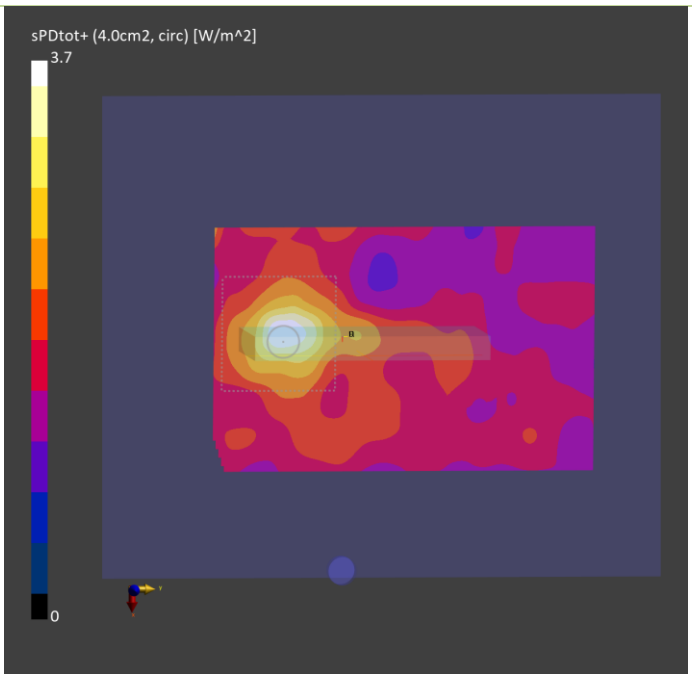

Appendix C. Tissue & System Verification

The measuring results for tissue simulating liquid and system check are shown as below.

Note:

1. For Section 4.3, the dielectric properties of the tissue simulating liquid have been measured within 24 hours before the SAR testing and within ±10 % of the target values. Liquid temperature during the SAR testing has kept within ±2 ℃.

2. For Section 4.4, The SAR measurement system was validated according to procedures in FCC KDB 865664 D0. The validation status in tabulated summary is as below.

3. For Section 4.5, Comparing to the reference SAR value provided by SPEAG in dipole calibration certificate, the deviation of system check results is within its specification of 10 %. The result indicates the system check can meet the variation criterion and the plots please refer to Appendix A of this report.

Tissue Verification									Validation for CW			Validation for Modulation				System Check					Note			
Plot No.	Frequency (MHz)	Liquid Temp. (℃)	Conductivity (σ)	Permittivity (εr)	Targeted Conductivity (σ)	Targeted Permittivity (εr)	Deviation Conductivity (σ)	Deviation Permittivity (εr)	Sensitivity Range	Probe Linearity	Probe Isotropy	Modulation Type	Duty Factor	PAR	Date	Frequency (MHz)	Targeted 1g SAR (W/kg)	Measured 1g SAR (W/kg)	Normalized 1g SAR (W/kg)	Deviation (%)	Dipole S/N	Probe S/N	DAE S/N	Output Power (dBm)
S01	2450	23.3	1.83	39.9	1.8	39.2	1.67	1.79	Pass	Pass	Pass	OFDM	N/A	Pass	Jan. 26, 2024	2450	50.40	2.48	49.48	-1.82	737	7554	1431	17
S02	5250	23.3	4.55	35.7	4.71	35.9	-3.40	-0.56	Pass	Pass	Pass	OFDM	N/A	Pass	Jan. 26, 2024	5250	80.10	3.91	78.01	-2.60	1019	7554	1431	17
S03	5600	23.3	4.92	35.1	5.07	35.5	-2.96	-1.13	Pass	Pass	Pass	OFDM	N/A	Pass	Jan. 26, 2024	5600	83.00	4.32	86.20	3.85	1019	7554	1431	17
S04	5800	23.3	5.25	35.4	5.27	35.3	-0.38	0.28	Pass	Pass	Pass	OFDM	N/A	Pass	Jan. 26, 2024	5800	80.20	3.98	79.41	-0.98	1019	7554	1431	17
S05	5800	23.3	5.25	35.4	5.27	35.3	-0.38	0.28	Pass	Pass	Pass	OFDM	N/A	Pass	Jan. 26, 2024	5800	80.20	3.98	79.41	-0.98	1019	7554	1431	17
S06	2450	23.3	1.83	39.9	1.8	39.2	1.67	1.79	Pass	Pass	Pass	OFDM	N/A	Pass	Jan. 26, 2024	2450	50.40	2.48	49.48	-1.82	737	7554	1431	17
S22	6500	22.7	6.03	34.8	6.07	34.5	-0.66	0.87	Pass	Pass	Pass	OFDM	N/A	Pass	Feb. 06, 2024	6500	292.00	29.9	299.00	2.40	1008	7554	1431	20
S08	2450	22.9	1.79	38.5	1.8	39.2	-0.56	-1.79	Pass	Pass	Pass	OFDM	N/A	Pass	Feb. 02, 2024	2450	50.40	2.36	47.09	-6.57	737	7554	1431	17
S09	5250	22.9	4.68	36.3	4.71	35.9	-0.64	1.11	Pass	Pass	Pass	OFDM	N/A	Pass	Feb. 02, 2024	5250	80.10	3.89	77.62	-3.10	1019	7554	1431	17
S10	5600	22.9	5.06	35.7	5.07	35.5	-0.20	0.56	Pass	Pass	Pass	OFDM	N/A	Pass	Feb. 02, 2024	5600	83.00	4.27	85.20	2.65	1019	7554	1431	17
S11	5800	22.8	5.15	34.8	5.27	35.3	-2.28	-1.42	Pass	Pass	Pass	OFDM	N/A	Pass	Feb. 05, 2024	5800	80.20	3.97	79.21	-1.23	1019	7554	1431	17
S12	5800	22.8	5.15	34.8	5.27	35.3	-2.28	-1.42	Pass	Pass	Pass	OFDM	N/A	Pass	Feb. 05, 2024	5800	80.20	3.97	79.21	-1.23	1019	7554	1431	17
S13	2450	22.8	1.84	39.9	1.8	39.2	2.22	1.79	Pass	Pass	Pass	OFDM	N/A	Pass	Feb. 05, 2024	2450	50.40	2.48	49.48	-1.82	737	7554	1431	17
S24	6500	22.7	6.03	34.8	6.07	34.5	-0.66	0.87	Pass	Pass	Pass	OFDM	N/A	Pass	Feb. 06, 2024	6500	292.00	29.9	299.00	2.40	1008	7554	1431	20
S25	6500	22.7	6.03	34.8	6.07	34.5	-0.66	0.87	Pass	Pass	Pass	OFDM	N/A	Pass	Feb. 06, 2024	6500	292.00	29.9	299.00	2.40	1008	7554	1431	20

Tissue Verification									Validation for CW			Validation for Modulation				System Check					Note			
Plot No.	Frequency (MHz)	Liquid Temp. (℃)	Conductivity (σ)	Permittivity (εr)	Targeted Conductivity (σ)	Targeted Permittivity (εr)	Deviation Conductivity (σ)	Deviation Permittivity (εr)	Sensitivity Range	Probe Linearity	Probe Isotropy	Modulation Type	Duty Factor	PAR	Date	Frequency (MHz)	Targeted 10g SAR (W/kg)	Measured 10g SAR (W/kg)	Normalized 10g SAR (W/kg)	Deviation (%)	Dipole S/N	Probe S/N	DAE S/N	Output Power (dBm)
S15	2450	22.9	1.79	38.5	1.8	39.2	-0.56	-1.79	Pass	Pass	Pass	OFDM	N/A	Pass	Feb. 02, 2024	2450	23.70	1.09	21.75	-8.23	737	7554	1431	17
S16	5250	22.9	4.68	36.3	4.71	35.9	-0.64	1.11	Pass	Pass	Pass	OFDM	N/A	Pass	Feb. 02, 2024	5250	22.90	1.11	22.15	-3.29	1019	7554	1431	17
S17	5600	22.9	5.06	35.7	5.07	35.5	-0.20	0.56	Pass	Pass	Pass	OFDM	N/A	Pass	Feb. 02, 2024	5600	23.70	1.25	24.94	5.24	1019	7554	1431	17
S18	5800	22.8	5.15	34.8	5.27	35.3	-2.28	-1.42	Pass	Pass	Pass	OFDM	N/A	Pass	Feb. 05, 2024	5800	22.50	1.15	22.95	1.98	1019	7554	1431	17
S19	5800	22.8	5.15	34.8	5.27	35.3	-2.28	-1.42	Pass	Pass	Pass	OFDM	N/A	Pass	Feb. 05, 2024	5800	22.50	1.15	22.95	1.98	1019	7554	1431	17
S20	2450	22.8	1.84	39.9	1.8	39.2	2.22	1.79	Pass	Pass	Pass	OFDM	N/A	Pass	Feb. 05, 2024	2450	23.70	1.15	22.95	-3.18	737	7554	1431	17
S21	13	22.6	0.733	55.225	0.75	55	-2.27	0.41	Pass	Pass	Pass	N/A	N/A	N/A	Feb. 15, 2024	13	0.34	0.017	0.34	0.65	1018	7720	1431	17
S26	6500	22.7	6.03	34.8	6.07	34.5	-0.66	0.87	Pass	Pass	Pass	OFDM	N/A	Pass	Feb. 06, 2024	6500	53.90	5.48	54.80	1.67	1008	7554	1431	20

System Performance Check for Incident Power Density Measurement									
Plot No.	Test Date	Frequency [GHz]	mmWave Probe S/N	Verification Source S/N	Averaging Area [cm^2]	Distance [mm]	Target Power Density [W/m^2]	Measured Power Density [W/m^2]	Deviation [%]
S22	Feb. 06, 2024	10	9615	1025	4	10.0	56.2	52.4	-6.76%
S24	Feb. 02, 2024	10	9615	1025	4	10.0	56.2	50.8	-9.61%
S26	Feb. 06, 2024	10	9615	1025	4	10.0	56.2	52.4	-6.76%

Appendix D. Maximum Target Conducted Power

The maximum conducted average power (Unit: dBm) including tune-up tolerance is shown as below.

Tune-up Power (Full)							
WLAN 2.4GHz_DSI1 & DSI2							
Mode	Channel	Frequency	SISO Ant 8 Max Tune up	SISO Ant 9 Max Tune up	MIMO Ant 8 Tune up	MIMO Ant 9 Tune up	MIMO Ant 8+9 Max Tune up
802.11b	1	2412	18.7	18.7	18.7	18.7	21.7
	6	2437	18.7	18.7	18.7	18.7	21.7
	11	2462	18.7	18.7	18.7	18.7	21.7
802.11g	1	2412	18.2	18.2	18.2	18.2	21.2
	6	2437	18.2	18.2	18.2	18.2	21.2
	11	2462	16.0	16.0	16.0	16.0	19.0
802.11n HT20	1	2412	17.7	17.7	17.7	17.7	20.7
	6	2437	17.7	17.7	17.7	17.7	20.7
	11	2462	15.5	15.5	15.5	15.5	18.5
802.11n HT40	3	2422	13.0	13.0	13.0	13.0	16.0
	6	2437	16.5	16.5	16.5	16.5	19.5
	9	2452	10.5	10.5	10.5	10.5	13.5
VHT20	1	2412	17.7	17.7	17.7	17.7	20.7
	6	2437	17.7	17.7	17.7	17.7	20.7
	11	2462	15.5	15.5	15.5	15.5	18.5
VHT40	3	2422	13.0	13.0	13.0	13.0	16.0
	6	2437	16.5	16.5	16.5	16.5	19.5
	9	2452	10.5	10.5	10.5	10.5	13.5
802.11ax HE20	1	2412	17.7	17.7	0.0	17.7	20.7
	6	2437	17.7	17.7	17.7	17.7	20.7
	11	2462	15.5	15.5	15.5	15.5	18.5
802.11ax HE40	3	2422	13.0	13.0	13.0	13.0	16.0
	6	2437	16.5	16.5	16.5	16.5	19.5
	9	2452	10.5	10.5	10.5	10.5	13.5

Tune-up Power (Full)				
Bluetooth_DSI1 & DSI2				
Mode	Channel	Frequency	Ant 8 Max Tune-up	[redacted]
BR / EDR	0	2402	8.0	
	39	2441	8.0	
	78	2480	8.0	
LE	0	2402	2.0	
	19	2440	2.0	
	39	2480	2.0	

Tune-up Power (Full)							
WLAN 5.2GHz_DSI1 & DSI2 for FCC							
Mode	Channel	Frequency	SISO Ant 8 Max Tune up	SISO Ant 9 Max Tune up	MIMO Ant 8 Tune up	MIMO Ant 9 Tune up	MIMO Ant 8+9 Max Tune up
802.11a	36	5180	16.2	16.2	16.2	16.2	19.2
	40	5200	17.2	17.2	17.2	17.2	20.2
	44	5220	17.2	17.2	17.2	17.2	20.2
	48	5240	17.2	17.2	17.2	17.2	20.2
802.11n HT20	36	5180	16.2	16.2	16.2	16.2	19.2
	40	5200	16.2	16.2	16.2	16.2	19.2
	44	5220	16.2	16.2	16.2	16.2	19.2
	48	5240	16.2	16.2	16.2	16.2	19.2
802.11n HT40	38	5190	15.0	15.0	15.0	15.0	18.0
	46	5230	16.2	16.2	16.2	16.2	19.2
802.11ac VHT20	36	5180	16.2	16.2	16.2	16.2	19.2
	40	5200	16.2	16.2	16.2	16.2	19.2
	44	5220	16.2	16.2	16.2	16.2	19.2
	48	5240	16.2	16.2	16.2	16.2	19.2
802.11ac VHT40	38	5190	15.0	15.0	15.0	15.0	18.0
	46	5230	16.2	16.2	16.2	16.2	19.2
802.11ac VHT80	42	5210	14.0	14.0	14.0	14.0	17.0
802.11ax HE20	36	5180	16.2	16.2	16.2	16.2	19.2
	40	5200	16.2	16.2	16.2	16.2	19.2
	44	5220	16.2	16.2	16.2	16.2	19.2
	48	5240	16.2	16.2	16.2	16.2	19.2
802.11ax HE40	38	5190	15.0	15.0	15.0	15.0	18.0
	46	5230	16.2	16.2	16.2	16.2	19.2
802.11ax HE80	42	5210	14.0	14.0	14.0	14.0	17.0

Tune-up Power (Full)							
WLAN 5.3GHz_DSI1 & DSI2							
Mode	Channel	Frequency	SISO Ant 8 Max Tune up	SISO Ant 9 Max Tune up	MIMO Ant 8 Tune up	MIMO Ant 9 Tune up	MIMO Ant 8+9 Max Tune up
802.11a	52	5260	17.2	17.2	17.2	17.2	20.2
	56	5280	17.2	17.2	17.2	17.2	20.2
	60	5300	17.2	17.2	17.2	17.2	20.2
	64	5320	16.7	16.7	16.7	16.7	19.7
802.11n HT20	52	5260	16.2	16.2	16.2	16.2	19.2
	56	5280	16.2	16.2	16.2	16.2	19.2
	60	5300	16.2	16.2	16.2	16.2	19.2
	64	5320	16.2	16.2	16.2	16.2	19.2
802.11n HT40	54	5270	16.2	16.2	16.2	16.2	19.2
	62	5310	14.0	14.0	14.0	14.0	17.0
802.11ac VHT20	52	5260	16.2	16.2	16.2	16.2	19.2
	56	5280	16.2	16.2	16.2	16.2	19.2
	60	5300	16.2	16.2	16.2	16.2	19.2
	64	5320	16.2	16.2	16.2	16.2	19.2
802.11ac VHT40	54	5270	16.2	16.2	16.2	16.2	19.2
	62	5310	14.0	14.0	14.0	14.0	17.0
802.11ac VHT80	58	5290	14.0	14.0	14.0	14.0	17.0
802.11ac VHT160	50	5250	12.0	12.0	12.0	12.0	15.0
802.11ax HE20	52	5260	16.2	16.2	16.2	16.2	19.2
	56	5280	16.2	16.2	16.2	16.2	19.2
	60	5300	16.2	16.2	16.2	16.2	19.2
	64	5320	16.2	16.2	16.2	16.2	19.2
802.11ax HE40	54	5270	16.2	16.2	16.2	16.2	19.2
	62	5310	14.0	14.0	14.0	14.0	17.0
802.11ax HE80	58	5290	14.0	14.0	14.0	14.0	17.0
802.11ax HE160	50	5250	12.0	12.0	12.0	12.0	15.0

Tune-up Power (Full)							
WLAN 5.6GHz_DSI1 & DSI2							
Mode	Channel	Frequency	SISO Ant 8 Max Tune up	SISO Ant 9 Max Tune up	MIMO Ant 8 Tune up	MIMO Ant 9 Tune up	MIMO Ant 8+9 Max Tune up
802.11a	100	5500	16.7	16.7	16.7	16.7	19.7
	116	5580	17.2	17.2	17.2	17.2	20.2
	120	5600	17.2	17.2	17.2	17.2	20.2
	124	5620	17.2	17.2	17.2	17.2	20.2
	132	5660	17.2	17.2	17.2	17.2	20.2
	140	5700	16.7	16.7	16.7	16.7	19.7
	144	5720	17.2	17.2	17.2	17.2	20.2
802.11n HT20	100	5500	16.2	16.2	16.2	16.2	19.2
	116	5580	16.2	16.2	16.2	16.2	19.2
	120	5600	16.2	16.2	16.2	16.2	19.2
	124	5620	16.2	16.2	16.2	16.2	19.2
	132	5660	16.2	16.2	16.2	16.2	19.2
	140	5700	15.5	15.5	15.5	15.5	18.5
	144	5720	16.2	16.2	16.2	16.2	19.2
802.11n HT40	102	5510	14.5	14.5	16.0	16.0	17.5
	110	5550	16.2	16.2	16.2	16.2	19.2
	118	5590	16.2	16.2	16.2	16.2	19.2
	126	5630	16.2	16.2	16.2	16.2	19.2
	134	5670	16.2	16.2	16.2	16.2	19.2
	142	5710	16.2	16.2	16.2	16.2	19.2
802.11ac VHT20	100	5500	16.2	16.2	16.2	16.2	19.2
	116	5580	16.2	16.2	16.2	16.2	19.2
	120	5600	16.2	16.2	16.2	16.2	19.2
	124	5620	16.2	16.2	16.2	16.2	19.2
	132	5660	16.2	16.2	16.2	16.2	19.2
	140	5700	15.5	15.5	15.5	15.5	18.5
	144	5720	16.2	16.2	16.2	16.2	19.2
802.11ac VHT40	102	5510	14.5	14.5	16.0	16.0	17.5
	110	5550	16.2	16.2	16.2	16.2	19.2
	118	5590	16.2	16.2	16.2	16.2	19.2
	126	5630	16.2	16.2	16.2	16.2	19.2
	134	5670	16.2	16.2	16.2	16.2	19.2
	142	5710	16.2	16.2	16.2	16.2	19.2
802.11ac VHT80	106	5530	14.0	14.0	14.0	14.0	17.0
	122	5610	16.2	16.2	16.2	16.2	19.2
	138	5690	16.2	16.2	16.2	16.2	19.2
802.11ac VHT160	114	5570	12.5	12.5	12.5	12.5	15.5
802.11ax HE20	100	5500	16.2	16.2	16.2	16.2	19.2
	116	5580	16.2	16.2	16.2	16.2	19.2
	120	5600	16.2	16.2	16.2	16.2	19.2
	124	5620	16.2	16.2	16.2	16.2	19.2
	132	5660	16.2	16.2	16.2	16.2	19.2
	140	5700	15.5	15.5	15.5	15.5	18.5
	144	5720	16.2	16.2	16.2	16.2	19.2
802.11ax HE40	102	5510	14.5	14.5	16.1	16.1	17.5
	110	5550	16.2	16.2	16.2	16.2	19.2
	118	5590	16.2	16.2	16.2	16.2	19.2
	126	5630	16.2	16.2	16.2	16.2	19.2
	134	5670	16.2	16.2	16.2	16.2	19.2
	142	5710	16.2	16.2	16.2	16.2	19.2
802.11ax HE80	106	5530	14.0	14.0	14.0	14.0	17.0
	122	5610	16.2	16.2	16.2	16.2	19.2
	138	5690	16.2	16.2	16.2	16.2	19.2
802.11ax HE160	114	5570	12.5	12.5	12.5	12.5	15.5

Tune-up Power (Full)							
WLAN 5.8GHz_DSI1 & DSI2							
Mode	Channel	Frequency	SISO Ant 8 Max Tune up	SISO Ant 9 Max Tune up	MIMO Ant 8 Tune up	MIMO Ant 9 Tune up	MIMO Ant 8+9 Max Tune up
802.11a	149	5745	17.2	17.2	17.2	17.2	20.2
	153	5765	17.2	17.2	17.2	17.2	20.2
	157	5785	17.2	17.2	17.2	17.2	20.2
	161	5805	17.2	17.2	17.2	17.2	20.2
	165	5825	17.2	17.2	17.2	17.2	20.2
802.11n HT20	149	5745	16.2	16.2	16.2	16.2	19.2
	153	5765	16.2	16.2	16.2	16.2	19.2
	157	5785	16.2	16.2	16.2	16.2	19.2
	161	5805	16.2	16.2	16.2	16.2	19.2
	165	5825	16.2	16.2	16.2	16.2	19.2
802.11n HT40	151	5755	16.2	16.2	16.2	16.2	19.2
	159	5795	16.2	16.2	16.2	16.2	19.2
802.11ac VHT20	149	5745	16.2	16.2	16.2	16.2	19.2
	153	5765	16.2	16.2	16.2	16.2	19.2
	157	5785	16.2	16.2	16.2	16.2	19.2
	161	5805	16.2	16.2	16.2	16.2	19.2
	165	5825	16.2	16.2	16.2	16.2	19.2
802.11ac VHT40	151	5755	16.2	16.2	16.2	16.2	19.2
	159	5795	16.2	16.2	16.2	16.2	19.2
802.11ac VHT80	155	5775	16.2	16.2	16.2	16.2	19.2
802.11ax HE20	149	5745	16.2	16.2	16.2	16.2	19.2
	153	5765	16.2	16.2	16.2	16.2	19.2
	157	5785	16.2	16.2	16.2	16.2	19.2
	161	5805	16.2	16.2	16.2	16.2	19.2
	165	5825	16.2	16.2	16.2	16.2	19.2
802.11ax HE40	151	5755	16.2	16.2	16.2	16.2	19.2
	159	5795	16.2	16.2	16.2	16.2	19.2
802.11ax HE80	155	5775	16.2	16.2	16.2	16.2	19.2

Tune-up Power (Full)							
WLAN 5.9GHz_DSI1 & DSI2							
Mode	Channel	Frequency	SISO Ant 8 Max Tune up	SISO Ant 9 Max Tune up	MIMO Ant 8 Tune up	MIMO Ant 9 Tune up	MIMO Ant 8+9 Max Tune up
802.11a	169	5845	17.2	17.2	17.2	17.2	20.2
	173	5865	17.2	17.2	17.2	17.2	20.2
	177	5885	17.2	17.2	17.2	17.2	20.2
802.11n HT20	169	5845	16.2	16.2	16.2	16.2	19.2
	173	5865	16.2	16.2	16.2	16.2	19.2
	177	5885	13.5	13.5	13.5	13.5	16.5
802.11n HT40	167	5835	16.2	16.2	16.2	16.2	19.2
	175	5875	16.2	16.2	16.2	16.2	19.2
802.11ac VHT20	169	5845	16.2	16.2	16.2	16.2	19.2
	173	5865	16.2	16.2	16.2	16.2	19.2
	177	5885	13.5	13.5	13.5	13.5	16.5
802.11ac VHT40	167	5835	16.2	16.2	16.2	16.2	19.2
	175	5875	16.2	16.2	16.2	16.2	19.2
802.11ac VHT80	171	5855	16.2	16.2	16.2	16.2	19.2
802.11ac VHT160	163	5815	16.2	16.2	16.2	16.2	19.2
802.11ax HE20	169	5845	16.2	16.2	16.2	16.2	19.2
	173	5865	16.2	16.2	16.2	16.2	19.2
	177	5885	13.5	13.5	13.5	13.5	16.5
802.11ax HE40	167	5835	16.2	16.2	16.2	16.2	19.2
	175	5875	16.2	16.2	16.2	16.2	19.2
802.11ax HE80	171	5855	16.2	16.2	16.2	16.2	19.2
802.11ax HE160	163	5815	16.2	16.2	16.2	16.2	19.2

Tune-up Power (Full)							
UNII-5_INDOOR_DSI1 & DSI2							
Mode	Channel	Frequency	SISO Ant 8 Max Tune up	SISO Ant 9 Max Tune up	MIMO Ant 8 Tune up	MIMO Ant 9 Tune up	MIMO Ant 8+9 Max Tune up
802.11a	2	5935	3.5	3.5	3.5	3.5	6.5
	1	5955	3.5	3.5	3.5	3.5	6.5
	5	5975	3.5	3.5	3.5	3.5	6.5
	9	5995	3.5	3.5	3.5	3.5	6.5
	13	6015	3.5	3.5	3.5	3.5	6.5
	17	6035	3.5	3.5	3.5	3.5	6.5
	21	6055	3.5	3.5	3.5	3.5	6.5
	25	6075	3.5	3.5	3.5	3.5	6.5
	29	6095	3.5	3.5	3.5	3.5	6.5
	33	6115	3.5	3.5	3.5	3.5	6.5
	37	6135	3.5	3.5	3.5	3.5	6.5
	41	6155	3.5	3.5	3.5	3.5	6.5
	45	6175	3.5	3.5	3.5	3.5	6.5
	49	6195	3.5	3.5	3.5	3.5	6.5
	53	6215	3.5	3.5	3.5	3.5	6.5
	57	6235	3.5	3.5	3.5	3.5	6.5
	61	6255	3.5	3.5	3.5	3.5	6.5
	65	6275	3.5	3.5	3.5	3.5	6.5
	69	6295	3.5	3.5	3.5	3.5	6.5
	73	6315	3.5	3.5	3.5	3.5	6.5
	77	6335	3.5	3.5	3.5	3.5	6.5
	81	6355	3.5	3.5	3.5	3.5	6.5
	85	6375	3.5	3.5	3.5	3.5	6.5
	89	6395	3.5	3.5	3.5	3.5	6.5
	93	6415	3.5	3.5	3.5	3.5	6.5
802.11ax HE20	2	5935	-6.5	-6.5	-6.5	-6.5	-3.5
	1	5955	3.5	3.5	3.5	3.5	6.5
	5	5975	3.5	3.5	3.5	3.5	6.5
	9	5995	3.5	3.5	3.5	3.5	6.5
	13	6015	3.5	3.5	3.5	3.5	6.5
	17	6035	3.5	3.5	3.5	3.5	6.5
	21	6055	3.5	3.5	3.5	3.5	6.5
	25	6075	3.5	3.5	3.5	3.5	6.5
	29	6095	3.5	3.5	3.5	3.5	6.5
	33	6115	3.5	3.5	3.5	3.5	6.5
	37	6135	3.5	3.5	3.5	3.5	6.5
	41	6155	3.5	3.5	3.5	3.5	6.5
	45	6175	3.5	3.5	3.5	3.5	6.5
	49	6195	3.5	3.5	3.5	3.5	6.5
	53	6215	3.5	3.5	3.5	3.5	6.5
	57	6235	3.5	3.5	3.5	3.5	6.5
	61	6255	3.5	3.5	3.5	3.5	6.5
	65	6275	3.5	3.5	3.5	3.5	6.5
	69	6295	3.5	3.5	3.5	3.5	6.5
	73	6315	3.5	3.5	3.5	3.5	6.5
	77	6335	3.5	3.5	3.5	3.5	6.5
	81	6355	3.5	3.5	3.5	3.5	6.5
	85	6375	3.5	3.5	3.5	3.5	6.5
	89	6395	3.5	3.5	3.5	3.5	6.5
	93	6415	3.5	3.5	3.5	3.5	6.5
802.11ax HE40	3	5965	7.0	7.0	7.0	7.0	10.0
	11	6005	7.0	7.0	7.0	7.0	10.0
	19	6045	7.0	7.0	7.0	7.0	10.0
	27	6085	7.0	7.0	7.0	7.0	10.0
	35	6125	7.0	7.0	7.0	7.0	10.0
	43	6165	7.0	7.0	7.0	7.0	10.0
	51	6205	7.0	7.0	7.0	7.0	10.0
	59	6245	7.0	7.0	7.0	7.0	10.0
	67	6285	7.0	7.0	7.0	7.0	10.0
	75	6325	7.0	7.0	7.0	7.0	10.0
	83	6365	7.0	7.0	7.0	7.0	10.0
	91	6405	7.0	7.0	7.0	7.0	10.0
802.11ax HE80	7	5985	9.5	9.5	9.5	9.5	12.5
	23	6065	9.5	9.5	9.5	9.5	12.5
	39	6145	9.5	9.5	9.5	9.5	12.5
	55	6225	9.5	9.5	9.5	9.5	12.5
	71	6305	9.5	9.5	9.5	9.5	12.5
	87	6385	9.5	9.5	9.5	9.5	12.5
802.11ax HE160	15	6025	12.5	12.5	12.5	12.5	15.5
	47	6185	12.5	12.5	12.5	12.5	15.5
	79	6345	12.5	12.5	12.5	12.5	15.5

Tune-up Power (Full)							
UNII-6_INDOOR_DSI1 & DSI2							
Mode	Channel	Frequency	SISO Ant 8 Max Tune up	SISO Ant 9 Max Tune up	MIMO Ant 8 Tune up	MIMO Ant 9 Tune up	MIMO Ant 8+9 Max Tune up
802.11a	97	6435	3.5	3.5	3.5	3.5	6.5
	101	6455	3.5	3.5	3.5	3.5	6.5
	105	6475	3.5	3.5	3.5	3.5	6.5
	109	6495	3.5	3.5	3.5	3.5	6.5
	113	6515	3.5	3.5	3.5	3.5	6.5
802.11ax HE20	97	6435	3.5	3.5	3.5	3.5	6.5
	101	6455	3.5	3.5	3.5	3.5	6.5
	105	6475	3.5	3.5	3.5	3.5	6.5
	109	6495	3.5	3.5	3.5	3.5	6.5
	113	6515	3.5	3.5	3.5	3.5	6.5
802.11ax HE40	99	6445	7.0	7.0	7.0	7.0	10.0
	107	6485	7.0	7.0	7.0	7.0	10.0
	115	6525	7.0	7.0	7.0	7.0	10.0
802.11ax HE80	103	6465	9.5	9.5	9.5	9.5	12.5
	119	6545	9.5	9.5	9.5	9.5	12.5
802.11ax HE160	111	6505	12.5	12.5	12.5	12.5	15.5

Tune-up Power (Full)							
UNII-7_INDOOR_DSI1 & DSI2							
Mode	Channel	Frequency	SISO Ant 8 Max Tune up	SISO Ant 9 Max Tune up	MIMO Ant 8 Tune up	MIMO Ant 9 Tune up	MIMO Ant 8+9 Max Tune up
802.11a	117	6535	3.5	3.5	3.5	3.5	6.5
	121	6555	3.5	3.5	3.5	3.5	6.5
	125	6575	3.5	3.5	3.5	3.5	6.5
	129	6595	3.5	3.5	3.5	3.5	6.5
	133	6615	3.5	3.5	3.5	3.5	6.5
	137	6635	3.5	3.5	3.5	3.5	6.5
	141	6655	3.5	3.5	3.5	3.5	6.5
	145	6675	3.5	3.5	3.5	3.5	6.5
	149	6695	3.5	3.5	3.5	3.5	6.5
	153	6715	3.5	3.5	3.5	3.5	6.5
	157	6735	3.5	3.5	3.5	3.5	6.5
	161	6755	3.5	3.5	3.5	3.5	6.5
	165	6775	3.5	3.5	3.5	3.5	6.5
	169	6795	3.5	3.5	3.5	3.5	6.5
	173	6815	3.5	3.5	3.5	3.5	6.5
	177	6835	3.5	3.5	3.5	3.5	6.5
	181	6855	3.5	3.5	3.5	3.5	6.5
	185	6875	3.5	3.5	3.5	3.5	6.5
802.11ax HE20	117	6535	3.5	3.5	3.5	3.5	6.5
	121	6555	3.5	3.5	3.5	3.5	6.5
	125	6575	3.5	3.5	3.5	3.5	6.5
	129	6595	3.5	3.5	3.5	3.5	6.5
	133	6615	3.5	3.5	3.5	3.5	6.5
	137	6635	3.5	3.5	3.5	3.5	6.5
	141	6655	3.5	3.5	3.5	3.5	6.5
	145	6675	3.5	3.5	3.5	3.5	6.5
	149	6695	3.5	3.5	3.5	3.5	6.5
	153	6715	3.5	3.5	3.5	3.5	6.5
	157	6735	3.5	3.5	3.5	3.5	6.5
	161	6755	3.5	3.5	3.5	3.5	6.5
	165	6775	3.5	3.5	3.5	3.5	6.5
	169	6795	3.5	3.5	3.5	3.5	6.5
	173	6815	3.5	3.5	3.5	3.5	6.5
	177	6835	3.5	3.5	3.5	3.5	6.5
	181	6855	3.5	3.5	3.5	3.5	6.5
	185	6875	3.5	3.5	3.5	3.5	6.5
802.11ax HE40	123	6565	7.0	7.0	7.0	7.0	10.0
	131	6605	7.0	7.0	7.0	7.0	10.0
	139	6645	7.0	7.0	7.0	7.0	10.0
	147	6685	7.0	7.0	7.0	7.0	10.0
	155	6725	7.0	7.0	7.0	7.0	10.0
	163	6765	7.0	7.0	7.0	7.0	10.0
	171	6805	7.0	7.0	7.0	7.0	10.0
	179	6845	7.0	7.0	7.0	7.0	10.0
	187	6885	7.0	7.0	7.0	7.0	10.0
802.11ax HE80	135	6625	9.5	9.5	9.5	9.5	12.5
	151	6705	9.5	9.5	9.5	9.5	12.5
	167	6785	9.5	9.5	9.5	9.5	12.5
	183	6865	9.5	9.5	9.5	9.5	12.5
802.11ax HE160	143	6665	12.5	12.5	12.5	12.5	15.5
	175	6825	12.5	12.5	12.5	12.5	15.5

Tune-up Power (Full)							
UNII-8_INDOOR_DSI1 & DSI2							
Mode	Channel	Frequency	SISO Ant 8 Max Tune up	SISO Ant 9 Max Tune up	MIMO Ant 8 Tune up	MIMO Ant 9 Tune up	MIMO Ant 8+9 Max Tune up
802.11a	189	6895	3.5	3.5	3.5	3.5	6.5
	193	6915	3.5	3.5	3.5	3.5	6.5
	197	6935	3.5	3.5	3.5	3.5	6.5
	201	6955	3.5	3.5	3.5	3.5	6.5
	205	6975	3.5	3.5	3.5	3.5	6.5
	209	6995	3.5	3.5	3.5	3.5	6.5
	213	7015	3.5	3.5	3.5	3.5	6.5
	217	7035	3.5	3.5	3.5	3.5	6.5
	221	7055	3.5	3.5	3.5	3.5	6.5
	225	7075	3.5	3.5	3.5	3.5	6.5
	229	7095	3.5	3.5	3.5	3.5	6.5
	233	7115	3.5	3.5	3.5	3.5	6.5
802.11ax HE20	189	6895	3.5	3.5	3.5	3.5	6.5
	193	6915	3.5	3.5	3.5	3.5	6.5
	197	6935	3.5	3.5	3.5	3.5	6.5
	201	6955	3.5	3.5	3.5	3.5	6.5
	205	6975	3.5	3.5	3.5	3.5	6.5
	209	6995	3.5	3.5	3.5	3.5	6.5
	213	7015	3.5	3.5	3.5	3.5	6.5
	217	7035	3.5	3.5	3.5	3.5	6.5
	221	7055	3.5	3.5	3.5	3.5	6.5
	225	7075	3.5	3.5	3.5	3.5	6.5
	229	7095	3.5	3.5	3.5	3.5	6.5
	233	7115	-8.0	-8.0	-8.0	-8.0	-5.0
802.11ax HE40	195	6925	7.0	7.0	7.0	7.0	10.0
	203	6965	7.0	7.0	7.0	7.0	10.0
	211	7005	7.0	7.0	7.0	7.0	10.0
	219	7045	7.0	7.0	7.0	7.0	10.0
	227	7085	7.0	7.0	7.0	7.0	10.0
802.11ax HE80	199	6945	9.5	9.5	9.5	9.5	12.5
	215	7025	9.5	9.5	9.5	9.5	12.5
802.11ax HE160	207	6985	12.5	12.5	12.5	12.5	15.5

Tune-up Power (Full)							
UNII-5_STP_DSI1 & DSI2 for FCC							
Mode	Channel	Frequency	SISO Ant 8 Max Tune up	SISO Ant 9 Max Tune up	MIMO Ant 8 Tune up	MIMO Ant 9 Tune up	MIMO Ant 8+9 Max Tune up
802.11a	2	5935	9.5	9.5	9.5	9.5	12.5
	1	5955	12.5	12.5	12.5	12.5	15.5
	5	5975	12.5	12.5	12.5	12.5	15.5
	9	5995	12.5	12.5	12.5	12.5	15.5
	13	6015	12.5	12.5	12.5	12.5	15.5
	17	6035	12.5	12.5	12.5	12.5	15.5
	21	6055	12.5	12.5	12.5	12.5	15.5
	25	6075	12.5	12.5	12.5	12.5	15.5
	29	6095	12.5	12.5	12.5	12.5	15.5
	33	6115	12.5	12.5	12.5	12.5	15.5
	37	6135	12.5	12.5	12.5	12.5	15.5
	41	6155	12.5	12.5	12.5	12.5	15.5
	45	6175	12.5	12.5	12.5	12.5	15.5
	49	6195	12.5	12.5	12.5	12.5	15.5
	53	6215	12.5	12.5	12.5	12.5	15.5
	57	6235	12.5	12.5	12.5	12.5	15.5
	61	6255	12.5	12.5	12.5	12.5	15.5
	65	6275	12.5	12.5	12.5	12.5	15.5
	69	6295	12.5	12.5	12.5	12.5	15.5
	73	6315	12.5	12.5	12.5	12.5	15.5
	77	6335	12.5	12.5	12.5	12.5	15.5
	81	6355	12.5	12.5	12.5	12.5	15.5
	85	6375	12.5	12.5	12.5	12.5	15.5
	89	6395	12.5	12.5	12.5	12.5	15.5
	93	6415	12.5	12.5	12.5	12.5	15.5
802.11ax HE20	2	5935	-6.5	-6.5	-6.5	-6.5	-3.5
	1	5955	12.5	12.5	12.5	12.5	15.5
	5	5975	12.5	12.5	12.5	12.5	15.5
	9	5995	12.5	12.5	12.5	12.5	15.5
	13	6015	12.5	12.5	12.5	12.5	15.5
	17	6035	12.5	12.5	12.5	12.5	15.5
	21	6055	12.5	12.5	12.5	12.5	15.5
	25	6075	12.5	12.5	12.5	12.5	15.5
	29	6095	12.5	12.5	12.5	12.5	15.5
	33	6115	12.5	12.5	12.5	12.5	15.5
	37	6135	12.5	12.5	12.5	12.5	15.5
	41	6155	12.5	12.5	12.5	12.5	15.5
	45	6175	12.5	12.5	12.5	12.5	15.5
	49	6195	12.5	12.5	12.5	12.5	15.5
	53	6215	12.5	12.5	12.5	12.5	15.5
	57	6235	12.5	12.5	12.5	12.5	15.5
	61	6255	12.5	12.5	12.5	12.5	15.5
	65	6275	12.5	12.5	12.5	12.5	15.5
	69	6295	12.5	12.5	12.5	12.5	15.5
	73	6315	12.5	12.5	12.5	12.5	15.5
	77	6335	12.5	12.5	12.5	12.5	15.5
	81	6355	12.5	12.5	12.5	12.5	15.5
	85	6375	12.5	12.5	12.5	12.5	15.5
	89	6395	12.5	12.5	12.5	12.5	15.5
	93	6415	12.5	12.5	12.5	12.5	15.5
802.11ax HE40	3	5965	12.5	12.5	12.5	12.5	15.5
	11	6005	12.5	12.5	12.5	12.5	15.5
	19	6045	12.5	12.5	12.5	12.5	15.5
	27	6085	12.5	12.5	12.5	12.5	15.5
	35	6125	12.5	12.5	12.5	12.5	15.5
	43	6165	12.5	12.5	12.5	12.5	15.5
	51	6205	12.5	12.5	12.5	12.5	15.5
	59	6245	12.5	12.5	12.5	12.5	15.5
	67	6285	12.5	12.5	12.5	12.5	15.5
	75	6325	12.5	12.5	12.5	12.5	15.5
	83	6365	12.5	12.5	12.5	12.5	15.5
	91	6405	12.5	12.5	12.5	12.5	15.5
802.11ax HE80	7	5985	12.5	12.5	12.5	12.5	15.5
	23	6065	12.5	12.5	12.5	12.5	15.5
	39	6145	12.5	12.5	12.5	12.5	15.5
	55	6225	12.5	12.5	12.5	12.5	15.5
	71	6305	12.5	12.5	12.5	12.5	15.5
	87	6385	12.5	12.5	12.5	12.5	15.5
802.11ax HE160	15	6025	12.5	12.5	0.0	12.5	15.5
	47	6185	12.5	12.5	0.0	12.5	15.5
	79	6345	12.5	12.5	0.0	12.5	15.5

Tune-up Power (Full)							
UNII-7_STP_DSI1 & DSI2 for FCC							
Mode	Channel	Frequency	SISO Ant 8 Max Tune up	SISO Ant 9 Max Tune up	MIMO Ant 8 Tune up	MIMO Ant 9 Tune up	MIMO Ant 8+9 Max Tune up
802.11a	117	6535	12.5	12.5	12.5	12.5	15.5
	121	6555	12.5	12.5	12.5	12.5	15.5
	125	6575	12.5	12.5	12.5	12.5	15.5
	129	6595	12.5	12.5	12.5	12.5	15.5
	133	6615	12.5	12.5	12.5	12.5	15.5
	137	6635	12.5	12.5	12.5	12.5	15.5
	141	6655	12.5	12.5	12.5	12.5	15.5
	145	6675	12.5	12.5	12.5	12.5	15.5
	149	6695	12.5	12.5	12.5	12.5	15.5
	153	6715	12.5	12.5	12.5	12.5	15.5
	157	6735	12.5	12.5	12.5	12.5	15.5
	161	6755	12.5	12.5	12.5	12.5	15.5
	165	6775	12.5	12.5	12.5	12.5	15.5
	169	6795	12.5	12.5	12.5	12.5	15.5
	173	6815	12.5	12.5	12.5	12.5	15.5
	177	6835	12.5	12.5	12.5	12.5	15.5
	181	6855	12.5	12.5	12.5	12.5	15.5
802.11ax HE20	117	6535	12.5	12.5	12.5	12.5	15.5
	121	6555	12.5	12.5	12.5	12.5	15.5
	125	6575	12.5	12.5	12.5	12.5	15.5
	129	6595	12.5	12.5	12.5	12.5	15.5
	133	6615	12.5	12.5	12.5	12.5	15.5
	137	6635	12.5	12.5	12.5	12.5	15.5
	141	6655	12.5	12.5	12.5	12.5	15.5
	145	6675	12.5	12.5	12.5	12.5	15.5
	149	6695	12.5	12.5	12.5	12.5	15.5
	153	6715	12.5	12.5	12.5	12.5	15.5
	157	6735	12.5	12.5	12.5	12.5	15.5
	161	6755	12.5	12.5	12.5	12.5	15.5
	165	6775	12.5	12.5	12.5	12.5	15.5
	169	6795	12.5	12.5	12.5	12.5	15.5
	173	6815	12.5	12.5	12.5	12.5	15.5
	177	6835	12.5	12.5	12.5	12.5	15.5
	181	6855	12.5	12.5	12.5	12.5	15.5
802.11ax HE40	123	6565	12.5	12.5	12.5	12.5	15.5
	131	6605	12.5	12.5	12.5	12.5	15.5
	139	6645	12.5	12.5	12.5	12.5	15.5
	147	6685	12.5	12.5	12.5	12.5	15.5
	155	6725	12.5	12.5	12.5	12.5	15.5
	163	6765	12.5	12.5	12.5	12.5	15.5
	171	6805	12.5	12.5	12.5	12.5	15.5
	179	6845	12.5	12.5	12.5	12.5	15.5
802.11ax HE80	135	6625	12.5	12.5	12.5	12.5	15.5
	151	6705	12.5	12.5	12.5	12.5	15.5
	167	6785	12.5	12.5	12.5	12.5	15.5
802.11ax HE160	143	6665	12.5	12.5	0.0	12.5	15.5

Appendix E. Measured Conducted Power Result

The measuring conducted power (Unit: dBm) are shown as below.

Conducted Power (Full)			
WLAN2.4GHz Ant 8_DSI1 & DSI2			
Mode	Channel	Frequency	SISO Ant 0 Avg. Power
802.11b	1	2412	18.25
	6	2437	18.51
	11	2462	18.63
802.11g	1	2412	18.02
	6	2437	17.95
	11	2462	15.95
802.11n HT20	1	2412	17.43
	6	2437	17.52
	11	2462	14.58
802.11n HT40	3	2422	12.37
	6	2437	15.95
	9	2452	10.39
VHT20	1	2412	17.52
	6	2437	17.47
	11	2462	14.69
VHT40	3	2422	12.85
	6	2437	15.81
	9	2452	10.42
802.11ax HE20	1	2412	17.51
	6	2437	17.47
	11	2462	14.73
802.11ax HE40	3	2422	12.62
	6	2437	15.89
	9	2452	10.43

Conducted Power (Full)			
WLAN2.4GHz Ant 9_DSI1 & DSI2			
Mode	Channel	Frequency	SISO Ant 1 Avg. Power
802.11b	1	2412	18.29
	6	2437	18.36
	11	2462	18.48
802.11g	1	2412	18.02
	6	2437	17.98
	11	2462	15.92
802.11n HT20	1	2412	17.63
	6	2437	17.59
	11	2462	14.53
802.11n HT40	3	2422	12.77
	6	2437	15.72
	9	2452	10.37
VHT20	1	2412	17.52
	6	2437	17.63
	11	2462	14.78
VHT40	3	2422	12.74
	6	2437	15.92
	9	2452	10.43
802.11ax HE20	1	2412	17.63
	6	2437	17.61
	11	2462	14.84
802.11ax HE40	3	2422	12.62
	6	2437	15.96
	9	2452	10.47

Conducted Power (Full)					
WLAN2.4GHz Ant 8+9_DSI1 & DSI2					
Mode	Channel	Frequency	MIMO Ant 0 Avg. Power	MIMO Ant 1 Avg. Power	MIMO Ant 0+1 Avg. Power
802.11b	1	2412	18.42	18.28	21.36
	6	2437	18.68	18.38	21.54
	11	2462	18.69	18.42	21.57
802.11g	1	2412	17.66	17.8	20.74
	6	2437	18.02	18.15	21.10
	11	2462	15.49	15.52	18.52
802.11n HT20	1	2412	17.11	17.12	20.13
	6	2437	17.05	17.49	20.29
	11	2462	15.05	14.89	17.98
802.11n HT40	3	2422	13.07	12.71	15.90
	6	2437	16.29	16.47	19.39
	9	2452	10.01	9.75	12.89
VHT20	1	2412	17.13	17.12	20.14
	6	2437	17.12	17.51	20.33
	11	2462	15.05	14.98	18.03
VHT40	3	2422	13.09	12.73	15.92
	6	2437	16.31	16.49	19.41
	9	2452	10.02	9.81	12.93
802.11ax HE20	1	2412	17.2	17.14	20.18
	6	2437	17.21	17.56	20.40
	11	2462	15.11	15.08	18.11
802.11ax HE40	3	2422	13.11	12.75	15.94
	6	2437	16.33	16.51	19.43
	9	2452	10.22	9.88	13.06

Conducted Power (Full)			
Bluetooth Ant 8_DSI1 & DSI2			
Mode	Channel	Frequency	SISO Ant 0 Avg. Power
BDR	0	2402	6.91
	39	2441	6.73
	78	2480	6.04
LE	0	2402	1.98
	19	2440	1.86
	39	2480	1.58

Conducted Power (Full)			
WLAN 5.2GHz Ant 8_DSI1 & DSI2 for FCC			
Mode	Channel	Frequency	SISO Ant 0 Avg. Power
802.11a	36	5180	16.12
	40	5200	17.05
	44	5220	17.13
	48	5240	17.06
802.11n HT20	36	5180	16.12
	40	5200	16.05
	44	5220	16.01
	48	5240	16.06
802.11n HT40	38	5190	14.15
	46	5230	16.12
802.11ac VHT20	36	5180	16.17
	40	5200	16.04
	44	5220	15.98
	48	5240	15.95
802.11ac VHT40	38	5190	14.01
	46	5230	16.12
802.11ac VHT80	42	5210	13.43
802.11ax HE20	36	5180	16.12
	40	5200	16.12
	44	5220	16.05
	48	5240	16.09
802.11ax HE40	38	5190	14.14
	46	5230	16.17
802.11ax HE80	42	5210	13.32

Conducted Power (Full)			
WLAN 5.2GHz Ant 9_DSI1 & DSI2 for FCC			
Mode	Channel	Frequency	SISO Ant 1 Avg. Power
802.11a	36	5180	16.14
	40	5200	17.06
	44	5220	17.09
	48	5240	17.05
802.11n HT20	36	5180	16.13
	40	5200	16.14
	44	5220	16.12
	48	5240	16.08
802.11n HT40	38	5190	14.13
	46	5230	16.17
802.11ac VHT20	36	5180	16.15
	40	5200	16.13
	44	5220	16.12
	48	5240	16.08
802.11ac VHT40	38	5190	14.14
	46	5230	16.19
802.11ac VHT80	42	5210	13.39
802.11ax HE20	36	5180	16.12
	40	5200	16.12
	44	5220	16.09
	48	5240	16.05
802.11ax HE40	38	5190	14.03
	46	5230	16.1
802.11ax HE80	42	5210	13.41

Conducted Power (Full)					
WLAN 5.2GHz Ant 8+9_DSI1 & DSI2 for FCC					
Mode	Channel	Frequency	MIMO Ant 0 Avg. Power	MIMO Ant 1 Avg. Power	MIMO Ant 0+1 Avg. Power
802.11a	36	5180	15.3	16.7	19.07
	40	5200	16.93	17.12	20.04
	44	5220	16.75	17.02	19.9
	48	5240	16.61	17.07	19.86
802.11n HT20	36	5180	14.51	16.37	18.55
	40	5200	15.01	16.73	18.96
	44	5220	15.53	15.73	18.64
	48	5240	14.48	16.51	18.62
802.11n HT40	38	5190	13.31	15.42	17.5
	46	5230	14.37	16.45	18.54
802.11ac VHT20	36	5180	14.59	16.49	18.65
	40	5200	15.04	16.82	19.03
	44	5220	15.51	15.43	18.48
	48	5240	14.5	16.53	18.64
802.11ac VHT40	38	5190	13.32	15.44	17.52
	46	5230	14.39	16.46	18.56
802.11ac VHT80	42	5210	12.62	14.49	16.67
802.11ax HE20	36	5180	15.41	16.03	18.74
	40	5200	15.51	16.62	19.11
	44	5220	15.59	15.55	18.58
	48	5240	15.47	15.98	18.74
802.11ax HE40	38	5190	14.76	14.45	17.62
	46	5230	15.46	15.83	18.66
802.11ax HE80	42	5210	13.38	14.05	16.74

Conducted Power (Full)			
WLAN 5.3GHz Ant 8_DSI1 & DSI2			
Mode	Channel	Frequency	SISO Ant 0 Avg. Power
802.11a	52	5260	17.05
	56	5280	17.09
	60	5300	17.12
	64	5320	16.02
802.11n HT20	52	5260	16.11
	56	5280	16.11
	60	5300	16.09
	64	5320	16.12
802.11n HT40	54	5270	16.05
	62	5310	13.07
802.11ac VHT20	52	5260	16.01
	56	5280	16.11
	60	5300	16.13
	64	5320	16.11
802.11ac VHT40	54	5270	16.09
	62	5310	13.08
802.11ac VHT80	58	5290	13.32
802.11ac VHT160	50	5250	11.81
802.11ax HE20	52	5260	16.09
	56	5280	16.13
	60	5300	16.05
	64	5320	16.01
802.11ax HE40	54	5270	16.12
	62	5310	13.95
802.11ax HE80	58	5290	13.23
802.11ax HE160	50	5250	11.83

Conducted Power (Full)			
WLAN 5.3GHz Ant 9_DSI1 & DSI2			
Mode	Channel	Frequency	SISO Ant 1 Avg. Power
802.11a	52	5260	17.01
	56	5280	17.12
	60	5300	17.06
	64	5320	16.09
802.11n HT20	52	5260	16.11
	56	5280	16.15
	60	5300	16.06
	64	5320	16.12
802.11n HT40	54	5270	16.03
	62	5310	13.12
802.11ac VHT20	52	5260	16.17
	56	5280	16.13
	60	5300	16.12
	64	5320	16.14
802.11ac VHT40	54	5270	16.06
	62	5310	13.12
802.11ac VHT80	58	5290	13.32
802.11ac VHT160	50	5250	11.87
802.11ax HE20	52	5260	16.12
	56	5280	16.12
	60	5300	16.09
	64	5320	16.13
802.11ax HE40	54	5270	16.02
	62	5310	13.15
802.11ax HE80	58	5290	13.32
802.11ax HE160	50	5250	11.89

Conducted Power (Full)					
WLAN 5.3GHz Ant 8+9_DSI1 & DSI2					
Mode	Channel	Frequency	MIMO Ant 0 Avg. Power	MIMO Ant 1 Avg. Power	MIMO Ant 0+1 Avg. Power
802.11a	52	5260	17.01	17.07	20.05
	56	5280	16.85	16.93	19.9
	60	5300	17.03	17.1	20.08
	64	5320	16.52	16.57	19.56
802.11n HT20	52	5260	15.03	16.49	18.83
	56	5280	15.82	15.79	18.82
	60	5300	15.08	16.59	18.91
	64	5320	14.71	16.07	18.45
802.11n HT40	54	5270	14.85	16.54	18.79
	62	5310	13.17	14.48	16.88
802.11ac VHT20	52	5260	15.05	16.51	18.85
	56	5280	15.92	15.84	18.89
	60	5300	15.09	16.6	18.92
	64	5320	14.73	16.09	18.47
802.11ac VHT40	54	5270	14.86	16.56	18.8
	62	5310	13.19	14.5	16.9
802.11ac VHT80	58	5290	12.86	13.97	16.46
802.11ac VHT160	50	5250	10.75	12.13	14.5
802.11ax HE20	52	5260	15.94	15.95	18.96
	56	5280	15.85	15.81	18.84
	60	5300	15.74	16.16	18.97
	64	5320	15.91	16	18.97
802.11ax HE40	54	5270	15.85	15.82	18.85
	62	5310	13.6	14.3	16.97
802.11ax HE80	58	5290	13.1	14	16.58
802.11ax HE160	50	5250	12.1	11.2	14.68

Conducted Power (Full)			
WLAN 5.6GHz Ant 8_DSI1 & DSI2			
Mode	Channel	Frequency	SISO Ant 0 Avg. Power
802.11a	100	5500	16.01
	116	5580	16.95
	120	5600	16.91
	124	5620	16.99
	132	5660	17.12
	140	5700	16.05
	144	5720	17.03
802.11n HT20	100	5500	16.02
	116	5580	16.09
	120	5600	16.12
	124	5620	16.17
	132	5660	15.96
	140	5700	15.03
	144	5720	16.05
802.11n HT40	102	5510	14.21
	110	5550	15.37
	118	5590	16.12
	126	5630	16.12
	134	5670	15.41
	142	5710	16.09
802.11ac VHT20	100	5500	16.04
	116	5580	16.12
	120	5600	16.07
	124	5620	16.16
	132	5660	16.09
	140	5700	15.05
	144	5720	16.12
802.11ac VHT40	102	5510	14.03
	110	5550	15.41
	118	5590	16.15
	126	5630	16.19
	134	5670	15.26
	142	5710	16.05
802.11ac VHT80	106	5530	13.17
	122	5610	16.11
	138	5690	16.15
802.11ac VHT160	114	5570	11.91
802.11ax HE20	100	5500	16.19
	116	5580	16.1
	120	5600	16.06
	124	5620	16.01
	132	5660	15.95
	140	5700	14.98
	144	5720	16.11
802.11ax HE40	102	5510	14.13
	110	5550	15.38
	118	5590	16.02
	126	5630	16.09
	134	5670	16.12
	142	5710	16.14
802.11ax HE80	106	5530	13.13
	122	5610	16.09
	138	5690	16.02
802.11ax HE160	114	5570	11.95

Conducted Power (Full)			
WLAN 5.6GHz Ant 9_DSI1 & DSI2			
Mode	Channel	Frequency	SISO Ant 1 Avg. Power
802.11a	100	5500	16.05
	116	5580	17.05
	120	5600	17.12
	124	5620	17.07
	132	5660	17.03
	140	5700	16.08
	144	5720	17.03
802.11n HT20	100	5500	16.12
	116	5580	16.13
	120	5600	16.15
	124	5620	16.06
	132	5660	16.1
	140	5700	15.13
	144	5720	16.05
802.11n HT40	102	5510	14.05
	110	5550	15.43
	118	5590	16.06
	126	5630	16.06
	134	5670	15.37
	142	5710	16.11
802.11ac VHT20	100	5500	16.06
	116	5580	16.13
	120	5600	16.09
	124	5620	16.09
	132	5660	16.09
	140	5700	15.07
	144	5720	16.07
802.11ac VHT40	102	5510	14.09
	110	5550	15.32
	118	5590	16.11
	126	5630	16.15
	134	5670	15.35
	142	5710	16.04
802.11ac VHT80	106	5530	13.12
	122	5610	16.08
	138	5690	16.12
802.11ac VHT160	114	5570	11.91
802.11ax HE20	100	5500	16.08
	116	5580	16.1
	120	5600	16.06
	124	5620	16.07
	132	5660	16.14
	140	5700	15.05
	144	5720	16.15
802.11ax HE40	102	5510	14.14
	110	5550	15.32
	118	5590	16.12
	126	5630	16.13
	134	5670	15.42
	142	5710	16.08
802.11ax HE80	106	5530	13.11
	122	5610	16.05
	138	5690	16.09
802.11ax HE160	114	5570	11.95

Conducted Power (Full)					
WLAN 5.6GHz Ant 8+9_DSI1 & DSI2					
Mode	Channel	Frequency	MIMO Ant 0 Avg. Power	MIMO Ant 1 Avg. Power	MIMO Ant 0+1 Avg. Power
802.11a	100	5500	16.2	16.4	19.31
	116	5580	16.32	17.08	19.73
	120	5600	17.19	16.74	19.98
	124	5620	17.18	16.95	20.08
	132	5660	16.92	17.19	20.07
	140	5700	16.2	16.6	19.41
	144	5720	16.23	17.71	20.04
802.11n HT20	100	5500	15.22	15.78	18.52
	116	5580	15.07	16.24	18.7
	120	5600	15.72	15.68	18.71
	124	5620	15.82	15.74	18.79
	132	5660	15.88	15.79	18.85
	140	5700	14.84	15.65	18.27
	144	5720	14.94	16.2	18.63
802.11n HT40	102	5510	13.88	14.33	17.12
	110	5550	15.71	16.15	18.95
	118	5590	15.73	15.77	18.76
	126	5630	15.85	15.72	18.8
	134	5670	15.21	16.49	18.91
	142	5710	15.36	16.51	18.98
802.11ac VHT20	100	5500	15.24	15.8	18.54
	116	5580	15.16	16.34	18.8
	120	5600	15.71	15.68	18.71
	124	5620	15.77	15.69	18.74
	132	5660	15.86	15.73	18.81
	140	5700	14.86	15.67	18.29
	144	5720	14.96	16.21	18.64
802.11ac VHT40	102	5510	13.9	14.34	17.14
	110	5550	15.79	16.21	19.02
	118	5590	15.83	15.77	18.81
	126	5630	15.72	15.74	18.74
	134	5670	15.27	16.55	18.97
	142	5710	15.43	16.62	19.08
802.11ac VHT80	106	5530	13.6	14.19	16.92
	122	5610	15.31	16.68	19.06
	138	5690	15.04	16.15	18.64
802.11ac VHT160	114	5570	12.53	12.21	15.38
802.11ax HE20	100	5500	15.59	15.98	18.8
	116	5580	15.69	16.07	18.89
	120	5600	15.72	15.68	18.71
	124	5620	15.66	15.62	18.65
	132	5660	15.73	15.66	18.71
	140	5700	15.88	14.75	18.36
	144	5720	15.39	16.55	19.02
802.11ax HE40	102	5510	14.4	14.1	17.26
	110	5550	15.87	16.33	19.12
	118	5590	15.86	15.75	18.82
	126	5630	15.77	15.71	18.75
	134	5670	15.33	16.62	19.03
	142	5710	15.59	16.65	19.16
802.11ax HE80	106	5530	13.62	14.21	16.94
	122	5610	15.95	16.19	19.08
	138	5690	15.61	15.86	18.75
802.11ax HE160	114	5570	12.61	12.28	15.46

Conducted Power (Full)			
WLAN 5.8GHz Ant 8_DSI1 & DSI2			
Mode	Channel	Frequency	SISO Ant 0 Avg. Power
802.11a	149	5745	17.03
	153	5765	17.11
	157	5785	17.15
	161	5805	17.09
	165	5825	17.12
802.11n HT20	149	5745	16.03
	153	5765	16.01
	157	5785	16.12
	161	5805	16.17
	165	5825	16.09
802.11n HT40	151	5755	15.95
	159	5795	15.91
802.11ac VHT20	149	5745	16.12
	153	5765	16.05
	157	5785	16.12
	161	5805	16.11
	165	5825	16.09
802.11ac VHT40	151	5755	15.95
	159	5795	15.83
802.11ac VHT80	155	5775	15.42
802.11ax HE20	149	5745	16.12
	153	5765	16.06
	157	5785	16.07
	161	5805	16.12
	165	5825	16.11
802.11ax HE40	151	5755	15.95
	159	5795	15.91
802.11ax HE80	155	5775	15.43

Conducted Power (Full)			
WLAN 5.8GHz Ant 9_DSI1 & DSI2			
Mode	Channel	Frequency	SISO Ant 1 Avg. Power
802.11a	149	5745	17.05
	153	5765	16.95
	157	5785	17.01
	161	5805	17.12
	165	5825	17.08
802.11n HT20	149	5745	16.12
	153	5765	16.05
	157	5785	16.01
	161	5805	16.05
	165	5825	16.03
802.11n HT40	151	5755	15.91
	159	5795	15.85
802.11ac VHT20	149	5745	16.12
	153	5765	16.03
	157	5785	16.08
	161	5805	16.01
	165	5825	16.06
802.11ac VHT40	151	5755	15.95
	159	5795	15.91
802.11ac VHT80	155	5775	15.42
802.11ax HE20	149	5745	16.12
	153	5765	16.09
	157	5785	16.01
	161	5805	16.11
	165	5825	16.03
802.11ax HE40	151	5755	15.95
	159	5795	15.91
802.11ax HE80	155	5775	15.43

Conducted Power (Full)					
WLAN 5.8GHz Ant 8+9_DSI1 & DSI2					
Mode	Channel	Frequency	MIMO Ant 0 Avg. Power	MIMO Ant 1 Avg. Power	MIMO Ant 0+1 Avg. Power
802.11a	149	5745	16.07	18.01	20.16
	153	5765	16.97	17.13	20.06
	157	5785	16.19	17.83	20.1
	161	5805	16.05	17.07	19.6
	165	5825	16.03	17.91	20.08
802.11n HT20	149	5745	15.41	16.35	18.92
	153	5765	15.23	16.75	19.07
	157	5785	15.47	16.22	18.87
	161	5805	15.15	16.65	18.97
	165	5825	15.88	16.15	19.03
802.11n HT40	151	5755	15.59	16.31	18.98
	159	5795	15.21	16.52	18.92
802.11ac VHT20	149	5745	15.49	16.42	18.99
	153	5765	15.11	16.72	19
	157	5785	15.49	16.25	18.9
	161	5805	15.24	16.69	19.04
	165	5825	15.89	16.17	19.04
802.11ac VHT40	151	5755	15.61	16.35	19.01
	159	5795	15.25	16.63	19
802.11ac VHT80	155	5775	15.46	16.36	18.94
802.11ax HE20	149	5745	15.7	16.44	19.1
	153	5765	15.22	16.85	19.12
	157	5785	15.76	16.28	19.04
	161	5805	15.17	16.79	19.07
	165	5825	15.52	16.53	19.06
802.11ax HE40	151	5755	15.64	16.42	19.06
	159	5795	15.31	16.67	19.05
802.11ax HE80	155	5775	14.96	16.88	19.04

Conducted Power (Full)			
WLAN 5.9GHz Ant 8_DSI1 & DSI2			
Mode	Channel	Frequency	SISO Ant 0 Avg. Power
802.11a	169	5845	17.03
	173	5865	17.11
	177	5885	17.09
802.11n HT20	169	5845	16.03
	173	5865	16.01
	177	5885	12.95
802.11n HT40	167	5835	15.91
	175	5875	15.99
802.11ac VHT20	169	5845	16.06
	173	5865	16.11
	177	5885	13.03
802.11ac VHT40	167	5835	15.95
	175	5875	15.91
802.11ac VHT80	171	5855	15.99
802.11ac VHT160	163	5815	15.96
802.11ax HE20	169	5845	16.06
	173	5865	16.02
	177	5885	13.01
802.11ax HE40	167	5835	16.09
	175	5875	16.11
802.11ax HE80	171	5855	16.13
802.11ax HE160	163	5815	16.16

Conducted Power (Full)			
WLAN 5.9GHz Ant 9_DSI1 & DSI2			
Mode	Channel	Frequency	SISO Ant 1 Avg. Power
802.11a	169	5845	17.12
	173	5865	17.17
	177	5885	17.09
802.11n HT20	169	5845	16.14
	173	5865	16.08
	177	5885	13.14
802.11n HT40	167	5835	16.1
	175	5875	16.12
802.11ac VHT20	169	5845	16.12
	173	5865	16.08
	177	5885	13.12
802.11ac VHT40	167	5835	16.11
	175	5875	16.05
802.11ac VHT80	171	5855	16.12
802.11ac VHT160	163	5815	16.08
802.11ax HE20	169	5845	16.12
	173	5865	16.08
	177	5885	13.07
802.11ax HE40	167	5835	16.11
	175	5875	16.03
802.11ax HE80	171	5855	16.09
802.11ax HE160	163	5815	16.17

Conducted Power (Full)					
WLAN 5.9GHz Ant 8+9_DSI1 & DSI2					
Mode	Channel	Frequency	MIMO Ant 0 Avg. Power	MIMO Ant 1 Avg. Power	MIMO Ant 0+1 Avg. Power
802.11a	169	5845	15.86	18.04	20.1
	173	5865	16.01	18.09	20.18
	177	5885	15.87	18.06	20.11
802.11n HT20	169	5845	14.48	17.03	18.95
	173	5865	14.57	16.9	18.9
	177	5885	11.71	13.86	15.93
802.11n HT40	167	5835	15	16.73	18.96
	175	5875	15.83	15.87	18.86
802.11ac VHT20	169	5845	14.51	17.06	18.98
	173	5865	14.6	16.93	18.93
	177	5885	11.79	13.94	16.01
802.11ac VHT40	167	5835	15.02	16.75	18.98
	175	5875	15.86	15.9	18.89
802.11ac VHT80	171	5855	15.06	17	19.15
802.11ac VHT160	163	5815	14.71	16.83	18.91
802.11ax HE20	169	5845	14.54	17.1	19.02
	173	5865	14.63	16.99	18.98
	177	5885	11.85	13.98	16.05
802.11ax HE40	167	5835	15.06	16.8	19.03
	175	5875	15.91	15.93	18.93
802.11ax HE80	171	5855	15.1	17.02	19.18
802.11ax HE160	163	5815	14.74	16.85	18.93

Conducted Power (Full)			
UNII-5 Ant 8_INDOOR_DSI1 & DSI2			
Mode	Channel	Frequency	SISO Ant 0 Avg. Power
802.11a	2	5935	2.91
	1	5955	2.94
	5	5975	2.91
	9	5995	2.97
	13	6015	2.91
	17	6035	2.84
	21	6055	2.93
	25	6075	2.85
	29	6095	2.99
	33	6115	2.9
	37	6135	2.96
	41	6155	2.98
	45	6175	2.97
	49	6195	2.92
	53	6215	2.95
	57	6235	2.86
	61	6255	2.96
	65	6275	2.93
	69	6295	2.98
	73	6315	2.89
	77	6335	2.93
	81	6355	2.96
	85	6375	2.92
	89	6395	2.92
	93	6415	2.84
802.11ax HE20	2	5935	-6.05
	1	5955	3.36
	5	5975	3.35
	9	5995	3.37
	13	6015	3.39
	17	6035	3.33
	21	6055	3.41
	25	6075	3.37
	29	6095	3.42
	33	6115	3.39
	37	6135	3.35
	41	6155	3.35
	45	6175	3.42
	49	6195	3.38
	53	6215	3.37
	57	6235	3.33
	61	6255	3.34
	65	6275	3.37
	69	6295	3.41
	73	6315	3.38
	77	6335	3.32
	81	6355	3.35
	85	6375	3.41
	89	6395	3.35
	93	6415	3.32
802.11ax HE40	3	5965	6.39
	11	6005	6.36
	19	6045	6.42
	27	6085	6.41
	35	6125	6.31
	43	6165	6.43
	51	6205	6.34
	59	6245	6.39
	67	6285	6.34
	75	6325	6.41
	83	6365	6.43
	91	6405	6.42
802.11ax HE80	7	5985	8.42
	23	6065	8.34
	39	6145	8.37
	55	6225	8.39
	71	6305	8.42
	87	6385	8.44
802.11ax HE160	15	6025	11.95
	47	6185	11.86
	79	6345	11.91

Conducted Power (Full)			
UNII-5 Ant 9_INDOOR_DSI1 & DSI2			
Mode	Channel	Frequency	SISO Ant 1 Avg. Power
802.11a	2	5935	2.88
	1	5955	2.91
	5	5975	2.95
	9	5995	2.92
	13	6015	2.95
	17	6035	2.96
	21	6055	2.89
	25	6075	2.89
	29	6095	2.93
	33	6115	2.96
	37	6135	2.96
	41	6155	2.97
	45	6175	2.88
	49	6195	2.94
	53	6215	2.95
	57	6235	2.89
	61	6255	2.97
	65	6275	2.89
	69	6295	2.95
	73	6315	2.88
	77	6335	2.89
	81	6355	2.85
	85	6375	2.84
	89	6395	2.93
	93	6415	2.91
802.11ax HE20	2	5935	-6.13
	1	5955	3.41
	5	5975	3.37
	9	5995	3.36
	13	6015	3.38
	17	6035	3.36
	21	6055	3.43
	25	6075	3.38
	29	6095	3.36
	33	6115	3.35
	37	6135	3.38
	41	6155	3.42
	45	6175	3.38
	49	6195	3.35
	53	6215	3.43
	57	6235	3.35
	61	6255	3.43
	65	6275	3.34
	69	6295	3.38
	73	6315	3.34
	77	6335	3.38
	81	6355	3.39
	85	6375	3.41
	89	6395	3.35
	93	6415	3.39
802.11ax HE40	3	5965	6.47
	11	6005	6.43
	19	6045	6.44
	27	6085	6.35
	35	6125	6.39
	43	6165	6.42
	51	6205	6.33
	59	6245	6.43
	67	6285	6.47
	75	6325	6.45
	83	6365	6.32
	91	6405	6.38
802.11ax HE80	7	5985	8.43
	23	6065	8.41
	39	6145	8.35
	55	6225	8.39
	71	6305	8.43
	87	6385	8.45
802.11ax HE160	15	6025	11.95
	47	6185	11.89
	79	6345	11.92

Conducted Power (Full)					
UNII-5 Ant 8+9_INDOOR_DSI1 & DSI2					
Mode	Channel	Frequency	MIMO Ant 0 Avg. Power	MIMO Ant 1 Avg. Power	MIMO Ant 0+1 Avg. Power
802.11a	2	5935	2.05	3.12	5.63
	1	5955	1.86	3.02	5.49
	5	5975	1.35	3.32	5.46
	9	5995	1.32	3.23	5.39
	13	6015	1.37	3.15	5.36
	17	6035	1.25	3.05	5.25
	21	6055	1.31	3.14	5.33
	25	6075	1.28	3.22	5.37
	29	6095	1.22	3.12	5.28
	33	6115	1.34	3.02	5.27
	37	6135	1.01	2.98	5.12
	41	6155	0.95	2.85	5.01
	45	6175	2.82	0.19	4.71
	49	6195	0.85	2.81	4.95
	53	6215	0.99	2.99	5.11
	57	6235	1.03	3.05	5.17
	61	6255	1.05	3.12	5.22
	65	6275	1.02	3.09	5.19
	69	6295	1.05	3.13	5.22
	73	6315	0.99	3.02	5.13
	77	6335	1.13	3.06	5.21
	81	6355	1.05	2.95	5.11
	85	6375	0.95	2.88	5.03
	89	6395	0.92	2.76	4.95
	93	6415	2.23	0.89	4.62
802.11ax HE20	2	5935	-7.24	-6.34	-3.76
	1	5955	2.92	3.02	5.98
	5	5975	1.01	3.17	5.23
	9	5995	1.12	3.23	5.31
	13	6015	1.15	3.15	5.27
	17	6035	1.06	3.05	5.18
	21	6055	1.01	3.17	5.23
	25	6075	1.14	3.09	5.23
	29	6095	1.09	3.16	5.26
	33	6115	1.12	3.12	5.24
	37	6135	1.08	3.11	5.22
	41	6155	1.02	3.14	5.22
	45	6175	3.13	0.51	5.02
	49	6195	1.06	3.11	5.22
	53	6215	1.05	3.08	5.19
	57	6235	1.12	3.02	5.18
	61	6255	1.17	3.16	5.29
	65	6275	1.22	3.09	5.27
	69	6295	1.13	2.95	5.14
	73	6315	1.08	2.91	5.1
	77	6335	1.05	3.11	5.21
	81	6355	1.02	3.13	5.21
	85	6375	0.98	3.05	5.15
	89	6395	1.09	3.06	5.2
	93	6415	2.77	1.49	5.19
802.11ax HE40	3	5965	6.17	6.23	9.21
	11	6005	5.12	5.73	8.45
	19	6045	5.23	5.81	8.54
	27	6085	5.17	5.72	8.46
	35	6125	5.11	5.79	8.47
	43	6165	6.14	4.87	8.56
	51	6205	5.32	5.69	8.52
	59	6245	5.28	5.75	8.53
	67	6285	5.21	5.77	8.51
	75	6325	5.25	5.82	8.55
	83	6365	5.23	5.84	8.56
	91	6405	5.93	5.44	8.7
802.11ax HE80	7	5985	8.41	8.39	11.41
	23	6065	7.05	7.78	10.44
	39	6145	8.23	7.78	11.02
	55	6225	6.98	8.12	10.6
	71	6305	7.32	8.02	10.69
	87	6385	7.88	7.98	10.94
802.11ax HE160	15	6025	11.61	11.07	14.36
	47	6185	11.77	11.14	14.48
	79	6345	11.58	11.15	14.38

Conducted Power (Full)			
UNII-6 Ant 8_INDOOR_DSI1 & DSI2			
Mode	Channel	Frequency	SISO Ant 0 Avg. Power
802.11a	97	6435	3.35
	101	6455	3.39
	105	6475	3.42
	109	6495	3.41
	113	6515	3.37
802.11ax HE20	97	6435	3.46
	101	6455	3.42
	105	6475	3.38
	109	6495	3.12
	113	6515	3.23
802.11ax HE40	99	6445	6.95
	107	6485	6.91
	115	6525	6.85
802.11ax HE80	103	6465	9.42
	119	6545	9.37
802.11ax HE160	111	6505	12.41

Conducted Power (Full)			
UNII-6 Ant 9_INDOOR_DSI1 & DSI2			
Mode	Channel	Frequency	SISO Ant 1 Avg. Power
802.11a	97	6435	3.43
	101	6455	3.35
	105	6475	3.39
	109	6495	3.47
	113	6515	3.42
802.11ax HE20	97	6435	3.31
	101	6455	3.34
	105	6475	3.38
	109	6495	3.47
	113	6515	3.45
802.11ax HE40	99	6445	6.85
	107	6485	6.91
	115	6525	6.93
802.11ax HE80	103	6465	9.42
	119	6545	9.35
802.11ax HE160	111	6505	12.41

Conducted Power (Full)					
UNII-6 Ant 8+9_INDOOR_DSI1 & DSI2					
Mode	Channel	Frequency	MIMO Ant 0 Avg. Power	MIMO Ant 1 Avg. Power	MIMO Ant 0+1 Avg. Power
802.11a	97	6435	2.83	1.55	5.25
	101	6455	1.56	2.85	5.26
	105	6475	2.91	1.85	5.42
	109	6495	1.81	3.01	5.46
	113	6515	2.89	2.09	5.52
802.11ax HE20	97	6435	3.12	1.86	5.55
	101	6455	1.63	2.98	5.37
	105	6475	2.91	1.91	5.45
	109	6495	1.54	3.05	5.37
	113	6515	2.33	1.65	5.01
802.11ax HE40	99	6445	6.11	6.35	9.24
	107	6485	6.65	5.12	8.96
	115	6525	6.54	5.06	8.87
802.11ax HE80	103	6465	8.56	8.61	11.6
	119	6545	8.64	8.67	11.67
802.11ax HE160	111	6505	11.74	11.42	14.59

Conducted Power (Full)			
UNII-7 Ant 8_INDOOR_DSI1 & DSI2			
Mode	Channel	Frequency	SISO Ant 0 Avg. Power
802.11a	117	6535	3.41
	121	6555	3.35
	125	6575	3.37
	129	6595	3.36
	133	6615	3.38
	137	6635	3.39
	141	6655	3.35
	145	6675	3.36
	149	6695	3.41
	153	6715	3.39
	157	6735	3.43
	161	6755	3.46
	165	6775	3.41
	169	6795	3.37
	173	6815	3.35
	177	6835	3.35
	181	6855	3.41
	185	6875	3.39
802.11ax HE20	117	6535	3.36
	121	6555	3.39
	125	6575	3.42
	129	6595	3.45
	133	6615	3.35
	137	6635	3.36
	141	6655	3.38
	145	6675	3.43
	149	6695	3.36
	153	6715	3.38
	157	6735	3.43
	161	6755	3.43
	165	6775	3.42
	169	6795	3.35
	173	6815	3.43
	177	6835	3.35
	181	6855	3.36
	185	6875	3.33
802.11ax HE40	123	6565	6.41
	131	6605	6.35
	139	6645	6.44
	147	6685	6.39
	155	6725	6.32
	163	6765	6.38
	171	6805	6.42
	179	6845	6.47
	187	6885	6.43
802.11ax HE80	135	6625	9.45
	151	6705	9.41
	167	6785	9.41
	183	6865	9.36
802.11ax HE160	143	6665	12.45
	175	6825	12.41

Conducted Power (Full)			
UNII-7 Ant 9_INDOOR_DSI1 & DSI2			
Mode	Channel	Frequency	SISO Ant 1 Avg. Power
802.11a	117	6535	3.41
	121	6555	3.46
	125	6575	3.35
	129	6595	3.49
	133	6615	3.39
	137	6635	3.47
	141	6655	3.48
	145	6675	3.45
	149	6695	3.41
	153	6715	3.43
	157	6735	3.37
	161	6755	3.31
	165	6775	3.41
	169	6795	3.47
	173	6815	3.49
	177	6835	3.48
	181	6855	3.42
	185	6875	3.43
802.11ax HE20	117	6535	3.43
	121	6555	3.45
	125	6575	3.47
	129	6595	3.45
	133	6615	3.42
	137	6635	3.41
	141	6655	3.45
	145	6675	3.43
	149	6695	3.41
	153	6715	3.49
	157	6735	3.42
	161	6755	3.45
	165	6775	3.46
	169	6795	3.45
	173	6815	3.47
	177	6835	3.49
	181	6855	3.41
	185	6875	3.34
802.11ax HE40	123	6565	6.44
	131	6605	6.35
	139	6645	6.41
	147	6685	6.44
	155	6725	6.42
	163	6765	6.42
	171	6805	6.36
	179	6845	6.41
	187	6885	6.44
802.11ax HE80	135	6625	9.45
	151	6705	9.35
	167	6785	9.39
	183	6865	9.41
802.11ax HE160	143	6665	12.42
	175	6825	12.35

Conducted Power (Full)					
UNII-7 Ant 8+9_INDOOR_DSI1 & DSI2					
Mode	Channel	Frequency	MIMO Ant 0 Avg. Power	MIMO Ant 1 Avg. Power	MIMO Ant 0+1 Avg. Power
802.11a	117	6535	2.99	2.16	5.61
	121	6555	2.12	3.37	5.8
	125	6575	2.15	3.31	5.78
	129	6595	2.06	3.35	5.76
	133	6615	2.11	3.28	5.74
	137	6635	2.21	3.33	5.82
	141	6655	2.32	3.29	5.84
	145	6675	2.25	3.37	5.86
	149	6695	3.54	2.67	6.14
	153	6715	2.21	3.21	5.75
	157	6735	2.03	3.19	5.66
	161	6755	2.12	3.25	5.73
	165	6775	2.24	3.31	5.82
	169	6795	2.12	3.24	5.73
	173	6815	2.05	3.17	5.66
	177	6835	2.29	3.23	5.8
	181	6855	3.68	1.81	5.86
	185	6875	2.65	1.42	5.09
802.11ax HE20	117	6535	3.28	2.52	5.93
	121	6555	2.17	3.42	5.85
	125	6575	2.11	3.47	5.85
	129	6595	2.23	3.51	5.93
	133	6615	2.25	3.42	5.88
	137	6635	2.27	3.37	5.87
	141	6655	2.32	3.35	5.88
	145	6675	2.28	3.13	5.74
	149	6695	3.85	1.74	5.93
	153	6715	2.06	3.23	5.69
	157	6735	2.12	3.17	5.69
	161	6755	2.24	3.19	5.75
	165	6775	2.17	3.14	5.69
	169	6795	2.08	3.23	5.7
	173	6815	2.15	3.11	5.67
	177	6835	2.11	3.26	5.73
	181	6855	3.16	1.86	5.57
	185	6875	2.53	1.31	4.97
802.11ax HE40	123	6565	6.15	6.74	9.47
	131	6605	5.42	7.23	9.43
	139	6645	5.39	7.17	9.38
	147	6685	5.41	7.19	9.4
	155	6725	5.89	6.61	9.28
	163	6765	5.45	7.01	9.31
	171	6805	5.37	6.95	9.24
	179	6845	6.56	6.62	9.6
	187	6885	6.21	6.29	9.26
802.11ax HE80	135	6625	8.84	8.77	11.82
	151	6705	8.41	8.87	11.66
	167	6785	8.73	8.85	11.8
	183	6865	8.6	8.65	11.64
802.11ax HE160	143	6665	11.73	12.81	15.31
	175	6825	12.04	12.42	15.24

Conducted Power (Full)			
UNII-8 Ant 8_INDOOR_DSI1 & DSI2			
Mode	Channel	Frequency	SISO Ant 0 Avg. Power
802.11a	189	6895	2.95
	193	6915	2.91
	197	6935	2.85
	201	6955	2.81
	205	6975	2.78
	209	6995	2.94
	213	7015	2.91
	217	7035	2.85
	221	7055	2.88
	225	7075	2.84
	229	7095	2.86
	233	7115	2.91
802.11ax HE20	189	6895	3.42
	193	6915	3.44
	197	6935	3.34
	201	6955	3.39
	205	6975	3.31
	209	6995	3.34
	213	7015	3.43
	217	7035	3.47
	221	7055	3.35
	225	7075	3.37
	229	7095	3.41
	233	7115	-8.13
802.11ax HE40	195	6925	6.42
	203	6965	6.35
	211	7005	6.41
	219	7045	6.43
	227	7085	6.44
802.11ax HE80	199	6945	9.45
	215	7025	9.47
802.11ax HE160	207	6985	12.43

Conducted Power (Full)			
UNII-8 Ant 9_INDOOR_DSI1 & DSI2			
Mode	Channel	Frequency	SISO Ant 1 Avg. Power
802.11a	189	6895	2.91
	193	6915	2.95
	197	6935	2.93
	201	6955	2.9
	205	6975	2.94
	209	6995	2.89
	213	7015	2.86
	217	7035	2.89
	221	7055	2.89
	225	7075	2.94
	229	7095	2.89
	233	7115	2.88
802.11ax HE20	189	6895	3.42
	193	6915	3.36
	197	6935	3.32
	201	6955	3.38
	205	6975	3.33
	209	6995	3.41
	213	7015	3.44
	217	7035	3.47
	221	7055	3.36
	225	7075	3.34
	229	7095	3.42
	233	7115	-8.06
802.11ax HE40	195	6925	6.43
	203	6965	6.47
	211	7005	6.35
	219	7045	6.39
	227	7085	6.41
802.11ax HE80	199	6945	9.45
	215	7025	9.41
802.11ax HE160	207	6985	12.41

Conducted Power (Full)					
UNII-8 Ant 8+9_INDOOR_DSI1 & DSI2					
Mode	Channel	Frequency	MIMO Ant 0 Avg. Power	MIMO Ant 1 Avg. Power	MIMO Ant 0+1 Avg. Power
802.11a	189	6895	2.81	2.55	5.69
	193	6915	2.79	2.58	5.7
	197	6935	2.85	2.63	5.75
	201	6955	2.73	2.6	5.68
	205	6975	2.77	2.51	5.65
	209	6995	2.91	2.11	5.54
	213	7015	2.79	2.58	5.7
	217	7035	2.82	2.55	5.7
	221	7055	2.72	2.51	5.63
	225	7075	2.8	2.47	5.65
	229	7095	2.78	2.53	5.67
	233	7115	2.87	1.83	5.39
802.11ax HE20	189	6895	2.92	3.32	6.13
	193	6915	2.99	3.37	6.19
	197	6935	3.05	3.42	6.25
	201	6955	3.01	3.39	6.21
	205	6975	3.12	3.43	6.29
	209	6995	3.65	2.96	6.33
	213	7015	3.14	3.51	6.34
	217	7035	3.08	3.47	6.29
	221	7055	3.06	3.45	6.27
	225	7075	3.01	3.42	6.23
	229	7095	3.17	3.38	6.29
	233	7115	-8.31	-8.59	-5.44
802.11ax HE40	195	6925	6.53	5.95	9.26
	203	6965	6.61	5.99	9.32
	211	7005	6.45	6.13	9.3
	219	7045	6.58	5.97	9.3
	227	7085	6.21	5.55	8.9
802.11ax HE80	199	6945	9.13	9.01	12.08
	215	7025	8.89	8.63	11.77
802.11ax HE160	207	6985	12.03	11.87	14.96

Conducted Power (Full)			
UNII-5 Ant 8_STP_DSI1 & DSI2 for FCC			
Mode	Channel	Frequency	SISO Ant 0 Avg. Power
802.11a	2	5935	9.46
	1	5955	11.83
	5	5975	11.73
	9	5995	11.82
	13	6015	11.8
	17	6035	11.75
	21	6055	11.74
	25	6075	11.81
	29	6095	11.82
	33	6115	11.77
	37	6135	11.82
	41	6155	11.77
	45	6175	11.77
	49	6195	11.79
	53	6215	11.79
	57	6235	11.8
	61	6255	11.79
	65	6275	11.74
	69	6295	11.81
	73	6315	11.76
	77	6335	11.79
	81	6355	11.78
	85	6375	11.75
	89	6395	11.71
	93	6415	11.74
802.11ax HE20	2	5935	-6.67
	1	5955	11.77
	5	5975	11.72
	9	5995	11.74
	13	6015	11.77
	17	6035	11.74
	21	6055	11.71
	25	6075	11.78
	29	6095	11.74
	33	6115	11.75
	37	6135	11.71
	41	6155	11.74
	45	6175	11.8
	49	6195	11.74
	53	6215	11.79
	57	6235	11.73
	61	6255	11.71
	65	6275	11.73
	69	6295	11.74
	73	6315	11.75
	77	6335	11.74
	81	6355	11.81
	85	6375	11.81
	89	6395	11.77
	93	6415	11.81
802.11ax HE40	3	5965	11.74
	11	6005	11.74
	19	6045	11.81
	27	6085	11.76
	35	6125	11.74
	43	6165	11.77
	51	6205	11.79
	59	6245	11.75
	67	6285	11.76
	75	6325	11.83
	83	6365	11.78
	91	6405	11.82
802.11ax HE80	7	5985	11.76
	23	6065	11.81
	39	6145	11.75
	55	6225	11.76
	71	6305	11.77
	87	6385	11.72
802.11ax HE160	15	6025	11.95
	47	6185	11.86
	79	6345	11.91

Conducted Power (Full)			
UNII-5 Ant 9_STP_DSI1 & DSI2 for FCC			
Mode	Channel	Frequency	SISO Ant 1 Avg. Power
802.11a	2	5935	9.35
	1	5955	11.83
	5	5975	11.78
	9	5995	11.79
	13	6015	11.81
	17	6035	11.82
	21	6055	11.77
	25	6075	11.76
	29	6095	11.78
	33	6115	11.8
	37	6135	11.82
	41	6155	11.73
	45	6175	11.79
	49	6195	11.71
	53	6215	11.74
	57	6235	11.81
	61	6255	11.82
	65	6275	11.77
	69	6295	11.79
	73	6315	11.82
	77	6335	11.77
	81	6355	11.76
	85	6375	11.76
	89	6395	11.77
	93	6415	11.78
802.11ax HE20	2	5935	-6.62
	1	5955	11.72
	5	5975	11.79
	9	5995	11.79
	13	6015	11.72
	17	6035	11.81
	21	6055	11.79
	25	6075	11.71
	29	6095	11.74
	33	6115	11.75
	37	6135	11.73
	41	6155	11.75
	45	6175	11.73
	49	6195	11.72
	53	6215	11.72
	57	6235	11.81
	61	6255	11.73
	65	6275	11.68
	69	6295	11.69
	73	6315	11.77
	77	6335	11.69
	81	6355	11.69
	85	6375	11.75
	89	6395	11.67
	93	6415	11.71
802.11ax HE40	3	5965	11.75
	11	6005	11.75
	19	6045	11.76
	27	6085	11.68
	35	6125	11.67
	43	6165	11.77
	51	6205	11.72
	59	6245	11.69
	67	6285	11.74
	75	6325	11.72
	83	6365	11.77
	91	6405	11.72
802.11ax HE80	7	5985	11.69
	23	6065	11.67
	39	6145	11.75
	55	6225	11.69
	71	6305	11.66
	87	6385	11.76
802.11ax HE160	15	6025	11.95
	47	6185	11.89
	79	6345	11.92

Conducted Power (Full)					
UNII-5 Ant 8+9_STP_DSI1 & DSI2 for FCC					
Mode	Channel	Frequency	MIMO Ant 0 Avg. Power	MIMO Ant 1 Avg. Power	MIMO Ant 0+1 Avg. Power
802.11a	2	5935	9.33	9.24	12.3
	1	5955	11.96	11.75	14.87
	5	5975	12.02	11.65	14.85
	9	5995	11.96	11.69	14.84
	13	6015	12	11.73	14.88
	17	6035	11.92	11.67	14.81
	21	6055	11.96	11.65	14.82
	25	6075	12	11.75	14.89
	29	6095	11.97	11.74	14.87
	33	6115	11.93	11.72	14.84
	37	6135	11.95	11.74	14.86
	41	6155	11.94	11.71	14.84
	45	6175	11.94	11.66	14.81
	49	6195	12.01	11.67	14.85
	53	6215	11.93	11.69	14.82
	57	6235	11.94	11.65	14.81
	61	6255	12	11.69	14.86
	65	6275	11.92	11.61	14.78
	69	6295	11.96	11.72	14.85
	73	6315	11.92	11.68	14.81
	77	6335	11.92	11.71	14.83
	81	6355	11.91	11.65	14.79
	85	6375	11.89	11.67	14.79
	89	6395	11.96	11.72	14.85
	93	6415	11.83	11.68	14.77
802.11ax HE20	2	5935	-7.24	-6.34	-3.76
	1	5955	11.98	11.65	14.83
	5	5975	11.96	11.68	14.83
	9	5995	12	11.71	14.87
	13	6015	11.97	11.65	14.82
	17	6035	11.94	11.69	14.83
	21	6055	12	11.74	14.88
	25	6075	11.92	11.72	14.83
	29	6095	11.93	11.71	14.83
	33	6115	12.01	11.65	14.84
	37	6135	11.93	11.69	14.82
	41	6155	11.93	11.62	14.79
	45	6175	11.99	11.74	14.88
	49	6195	11.93	11.65	14.8
	53	6215	12.01	11.73	14.88
	57	6235	12.01	11.67	14.85
	61	6255	11.99	11.65	14.83
	65	6275	11.97	11.73	14.86
	69	6295	11.99	11.68	14.85
	73	6315	12	11.69	14.86
	77	6335	12	11.72	14.87
	81	6355	12.01	11.75	14.89
	85	6375	11.97	11.69	14.84
	89	6395	11.95	11.75	14.86
	93	6415	12.02	11.68	14.86
802.11ax HE40	3	5965	11.92	11.75	14.85
	11	6005	11.92	11.73	14.84
	19	6045	11.94	11.66	14.81
	27	6085	12	11.71	14.87
	35	6125	11.99	11.71	14.86
	43	6165	11.93	11.65	14.8
	51	6205	11.94	11.75	14.86
	59	6245	12	11.69	14.86
	67	6285	12.01	11.68	14.86
	75	6325	11.93	11.72	14.84
	83	6365	11.92	11.71	14.83
	91	6405	11.96	11.72	14.85
802.11ax HE80	7	5985	11.96	11.66	14.82
	23	6065	12	11.71	14.87
	39	6145	11.99	11.73	14.87
	55	6225	11.97	11.74	14.87
	71	6305	11.98	11.72	14.86
	87	6385	11.98	11.75	14.88
802.11ax HE160	15	6025	11.61	11.07	14.36
	47	6185	11.77	11.14	14.48
	79	6345	11.58	11.15	14.38

Conducted Power (Full)			
UNII-7 Ant 8_STP_DSI1 & DSI2 for FCC			
Mode	Channel	Frequency	SISO Ant 0 Avg. Power
802.11a	117	6535	12.22
	121	6555	12.25
	125	6575	12.26
	129	6595	12.26
	133	6615	12.26
	137	6635	12.19
	141	6655	12.18
	145	6675	12.25
	149	6695	12.25
	153	6715	12.24
	157	6735	12.26
	161	6755	12.21
	165	6775	12.26
	169	6795	12.23
	173	6815	12.26
	177	6835	12.25
	181	6855	12.21
802.11ax HE20	117	6535	12.22
	121	6555	12.25
	125	6575	12.23
	129	6595	12.26
	133	6615	12.27
	137	6635	12.28
	141	6655	12.24
	145	6675	12.25
	149	6695	12.24
	153	6715	12.29
	157	6735	12.27
	161	6755	12.24
	165	6775	12.21
	169	6795	12.21
	173	6815	12.21
	177	6835	12.25
	181	6855	12.23
802.11ax HE40	123	6565	12.29
	131	6605	12.18
	139	6645	12.21
	147	6685	12.23
	155	6725	12.27
	163	6765	12.29
	171	6805	12.26
	179	6845	12.31
802.11ax HE80	135	6625	12.27
	151	6705	12.27
	167	6785	12.22
802.11ax HE160	143	6665	12.45

Conducted Power (Full)			
UNII-7 Ant 9_STP_DSI1 & DSI2 for FCC			
Mode	Channel	Frequency	SISO Ant 1 Avg. Power
802.11a	117	6535	12.22
	121	6555	12.15
	125	6575	12.31
	129	6595	12.23
	133	6615	12.25
	137	6635	12.22
	141	6655	12.16
	145	6675	12.27
	149	6695	12.23
	153	6715	12.31
	157	6735	12.31
	161	6755	12.21
	165	6775	12.16
	169	6795	12.23
	173	6815	12.24
	177	6835	12.29
	181	6855	12.22
802.11ax HE20	117	6535	12.27
	121	6555	12.27
	125	6575	12.26
	129	6595	12.33
	133	6615	12.23
	137	6635	12.31
	141	6655	12.31
	145	6675	12.25
	149	6695	12.25
	153	6715	12.33
	157	6735	12.29
	161	6755	12.33
	165	6775	12.29
	169	6795	12.25
	173	6815	12.29
	177	6835	12.29
	181	6855	12.31
802.11ax HE40	123	6565	12.31
	131	6605	12.26
	139	6645	12.26
	147	6685	12.23
	155	6725	12.33
	163	6765	12.28
	171	6805	12.26
	179	6845	12.24
802.11ax HE80	135	6625	12.25
	151	6705	12.23
	167	6785	12.21
802.11ax HE160	143	6665	12.42

Conducted Power (Full)					
UNII-7 Ant 8+9_STP_DSI1 & DSI2 for FCC					
Mode	Channel	Frequency	MIMO Ant 0 Avg. Power	MIMO Ant 1 Avg. Power	MIMO Ant 0+1 Avg. Power
802.11a	117	6535	12.19	12.12	15.17
	121	6555	12.29	12.15	15.23
	125	6575	12.26	12.21	15.25
	129	6595	12.21	12.17	15.2
	133	6615	12.24	12.11	15.19
	137	6635	12.25	12.09	15.18
	141	6655	12.21	12.05	15.14
	145	6675	12.28	12.19	15.25
	149	6695	12.18	12.23	15.22
	153	6715	12.25	12.15	15.21
	157	6735	12.19	12.15	15.18
	161	6755	12.16	12.21	15.2
	165	6775	12.28	12.17	15.24
	169	6795	12.22	12.15	15.2
	173	6815	12.19	12.21	15.21
	177	6835	12.27	12.23	15.26
	181	6855	12.26	12.18	15.23
802.11ax HE20	117	6535	12.27	12.12	15.21
	121	6555	12.22	12.24	15.24
	125	6575	12.27	12.05	15.17
	129	6595	12.26	12.22	15.25
	133	6615	12.28	12.18	15.24
	137	6635	12.21	12.13	15.18
	141	6655	12.23	12.24	15.25
	145	6675	12.25	12.21	15.24
	149	6695	12.22	12.16	15.2
	153	6715	12.27	12.13	15.21
	157	6735	12.29	12.02	15.17
	161	6755	12.28	12.22	15.26
	165	6775	12.26	12.17	15.23
	169	6795	12.26	12.15	15.22
	173	6815	12.25	12.11	15.19
	177	6835	12.29	12.15	15.23
	181	6855	12.19	12.22	15.22
802.11ax HE40	123	6565	12.23	12.22	15.24
	131	6605	12.23	12.21	15.23
	139	6645	12.28	12.25	15.28
	147	6685	12.29	12.14	15.23
	155	6725	12.25	12.17	15.22
	163	6765	12.19	12.22	15.22
	171	6805	12.25	12.21	15.24
	179	6845	12.13	12.26	15.21
802.11ax HE80	135	6625	12.17	12.24	15.22
	151	6705	12.19	12.21	15.21
	167	6785	12.25	12.17	15.22
802.11ax HE160	143	6665	11.73	12.81	15.31

Appendix F. SAR and Incident Power Density Test Result

SAR Results for Head / Body-worn / Product Specific Exposure Condition.

Note:
1. SAR testing for WLAN / BT was performed on the maximum power mode.
2. The “< 0.001” means there is no SAR value or the SAR is too low to be measured.
3. Per KDB 388624 APPENDIX OVER6G, the minimum of 5 channels to perform IPD across U-NII 5,6,7 and 8. and measured results were scaled by factor 1.545 to reported power density when measurement uncertainty exceed 30%.

Head SAR Test Result

System & Position						DUT Configuration				SAR							
Plot No.	Band	Mode	Test Position	Separation Distance (mm)	Channel	Scanner	Ant Status	Accessory	DSI	Duty Cycle	Crest Factor	Max. Tune-up Power (dBm)	Measured Conducted Power (dBm)	Scaling Factor	Power Drift (dB)	Measured SAR-1g (W/kg)	Scaled SAR-1g (W/kg)
	WLAN2.4G	802.11b	Right Cheek	0	11	Argon	Ant 9	w/o	1	100.00	1.00	18.70	18.48	1.05	-0.06	0.183	0.19
	WLAN2.4G	802.11b	Right Tilted	0	11	Argon	Ant 9	w/o	1	100.00	1.00	18.70	18.48	1.05	-0.02	0.172	0.18
	WLAN2.4G	802.11b	Left Cheek	0	11	Argon	Ant 9	w/o	1	100.00	1.00	18.70	18.48	1.05	0.12	0.468	0.49
	WLAN2.4G	802.11b	Left Tilted	0	11	Argon	Ant 9	w/o	1	100.00	1.00	18.70	18.48	1.05	0.06	0.206	0.22
	WLAN2.4G	802.11b	Right Cheek	0	11	Argon	Ant 8+9	w/o	1	99.90	1.00	21.70	21.57	1.03	-0.07	0.275	0.28
	WLAN2.4G	802.11b	Right Tilted	0	11	Argon	Ant 8+9	w/o	1	99.90	1.00	21.70	21.57	1.03	0.15	0.245	0.25
1	WLAN2.4G	802.11b	Left Cheek	0	11	Argon	Ant 8+9	w/o	1	99.90	1.00	21.70	21.57	1.03	0.07	0.706	0.73
	WLAN2.4G	802.11b	Left Tilted	0	11	Argon	Ant 8+9	w/o	1	99.90	1.00	21.70	21.57	1.03	-0.01	0.222	0.23
	WLAN2.4G	802.11b	Left Cheek	0	1	Argon	Ant 8+9	w/o	1	99.90	1.00	21.70	21.36	1.08	0.05	0.396	0.43
	WLAN2.4G	802.11b	Left Cheek	0	6	Argon	Ant 8+9	w/o	1	99.90	1.00	21.70	21.54	1.04	0.03	0.647	0.67
	WLAN2.4G	802.11b	Left Cheek	0	11	Xenon	Ant 8+9	w/o	1	99.90	1.00	21.70	21.57	1.03	-0.02	0.694	0.71
	WLAN5.3G	802.11a	Right Cheek	0	60	Argon	Ant 8+9	w/o	1	99.90	1.00	20.20	20.08	1.03	-0.11	0.203	0.21
	WLAN5.3G	802.11a	Right Tilted	0	60	Argon	Ant 8+9	w/o	1	99.90	1.00	20.20	20.08	1.03	0.05	0.168	0.17
	WLAN5.3G	802.11a	Left Cheek	0	60	Argon	Ant 8+9	w/o	1	99.90	1.00	20.20	20.08	1.03	0.05	0.371	0.38
	WLAN5.3G	802.11a	Left Tilted	0	60	Argon	Ant 8+9	w/o	1	99.90	1.00	20.20	20.08	1.03	0.03	0.288	0.30
2	WLAN5.3G	802.11a	Left Cheek	0	52	Argon	Ant 8+9	w/o	1	99.90	1.00	20.20	20.05	1.04	0.08	0.397	0.41
	WLAN5.3G	802.11a	Left Cheek	0	56	Argon	Ant 8+9	w/o	1	99.90	1.00	20.20	19.90	1.07	-0.12	0.375	0.40
	WLAN5.3G	802.11a	Left Cheek	0	64	Argon	Ant 8+9	w/o	1	99.90	1.00	19.70	19.56	1.03	-0.08	0.335	0.35
	WLAN5.3G	802.11a	Left Cheek	0	52	Xenon	Ant 8+9	w/o	1	99.90	1.00	20.20	20.05	1.04	-0.07	0.338	0.35
	WLAN5.6G	802.11a	Right Cheek	0	124	Argon	Ant 8+9	w/o	1	99.90	1.00	20.20	20.08	1.03	0.19	0.367	0.38
	WLAN5.6G	802.11a	Right Tilted	0	124	Argon	Ant 8+9	w/o	1	99.90	1.00	20.20	20.08	1.03	-0.16	0.315	0.32
	WLAN5.6G	802.11a	Left Cheek	0	124	Argon	Ant 8+9	w/o	1	99.90	1.00	20.20	20.08	1.03	-0.12	0.574	0.59
	WLAN5.6G	802.11a	Left Tilted	0	124	Argon	Ant 8+9	w/o	1	99.90	1.00	20.20	20.08	1.03	-0.04	0.418	0.43
	WLAN5.6G	802.11a	Left Cheek	0	100	Argon	Ant 8+9	w/o	1	99.90	1.00	19.70	19.31	1.09	-0.13	0.51	0.56
3	WLAN5.6G	802.11a	Left Cheek	0	116	Argon	Ant 8+9	w/o	1	99.90	1.00	20.20	19.73	1.11	0.08	0.596	0.66
	WLAN5.6G	802.11a	Left Cheek	0	120	Argon	Ant 8+9	w/o	1	99.90	1.00	20.20	19.98	1.05	0.03	0.553	0.58
	WLAN5.6G	802.11a	Left Cheek	0	132	Argon	Ant 8+9	w/o	1	99.90	1.00	20.20	20.07	1.03	0.05	0.561	0.58
	WLAN5.6G	802.11a	Left Cheek	0	140	Argon	Ant 8+9	w/o	1	99.90	1.00	19.70	19.41	1.07	-0.07	0.471	0.50
	WLAN5.6G	802.11a	Left Cheek	0	144	Argon	Ant 8+9	w/o	1	99.90	1.00	20.20	20.04	1.04	0.07	0.585	0.61
	WLAN5.6G	802.11a	Left Cheek	0	116	Xenon	Ant 8+9	w/o	1	99.90	1.00	20.20	19.73	1.11	0.01	0.579	0.64
	WLAN5.8G	802.11a	Right Cheek	0	149	Argon	Ant 8+9	w/o	1	99.90	1.00	20.20	20.16	1.01	-0.07	0.096	0.10
	WLAN5.8G	802.11a	Right Tilted	0	149	Argon	Ant 8+9	w/o	1	99.90	1.00	20.20	20.16	1.01	0.12	0.086	0.09
	WLAN5.8G	802.11a	Left Cheek	0	149	Argon	Ant 8+9	w/o	1	99.90	1.00	20.20	20.16	1.01	0.19	0.284	0.29
	WLAN5.8G	802.11a	Left Tilted	0	149	Argon	Ant 8+9	w/o	1	99.90	1.00	20.20	20.16	1.01	-0.19	0.117	0.12
	WLAN5.8G	802.11a	Left Cheek	0	153	Argon	Ant 8+9	w/o	1	99.90	1.00	20.20	20.06	1.03	0.14	0.284	0.29
	WLAN5.8G	802.11a	Left Cheek	0	157	Argon	Ant 8+9	w/o	1	99.90	1.00	20.20	20.10	1.02	0.01	0.312	0.32
	WLAN5.8G	802.11a	Left Cheek	0	161	Argon	Ant 8+9	w/o	1	99.90	1.00	20.20	19.60	1.15	0.18	0.324	0.37
4	WLAN5.8G	802.11a	Left Cheek	0	165	Argon	Ant 8+9	w/o	1	99.90	1.00	20.20	20.08	1.03	0.1	0.377	0.39
	WLAN5.8G	802.11a	Left Cheek	0	165	Xenon	Ant 8+9	w/o	1	99.90	1.00	20.20	20.08	1.03	-0.19	0.326	0.34

Head SAR Test Result

System & Position						DUT Configuration				SAR							
Plot No.	Band	Mode	Test Position	Separation Distance (mm)	Channel	Scanner	Ant Status	Accessory	DSI	Duty Cycle	Crest Factor	Max. Tune-up Power (dBm)	Measured Conducted Power (dBm)	Scaling Factor	Power Drift (dB)	Measured SAR-1g (W/kg)	Scaled SAR-1g (W/kg)
	WLAN5.9G	802.11a	Right Cheek	0	173	Argon	Ant 8+9	w/o	1	99.90	1.00	20.20	20.18	1.00	-0.19	0.298	0.30
	WLAN5.9G	802.11a	Right Tilted	0	173	Argon	Ant 8+9	w/o	1	99.90	1.00	20.20	20.18	1.00	0.03	0.245	0.25
5	WLAN5.9G	802.11a	Left Cheek	0	173	Argon	Ant 8+9	w/o	1	99.90	1.00	20.20	20.18	1.00	0.06	0.604	0.60
	WLAN5.9G	802.11a	Left Tilted	0	173	Argon	Ant 8+9	w/o	1	99.90	1.00	20.20	20.18	1.00	-0.15	0.343	0.34
	WLAN5.9G	802.11a	Left Cheek	0	169	Argon	Ant 8+9	w/o	1	99.90	1.00	20.20	20.10	1.02	-0.14	0.549	0.56
	WLAN5.9G	802.11a	Left Cheek	0	177	Argon	Ant 8+9	w/o	1	99.90	1.00	20.20	20.11	1.02	0.07	0.579	0.59
	WLAN5.9G	802.11a	Left Cheek	0	173	Xenon	Ant 8+9	w/o	1	99.90	1.00	20.20	20.18	1.00	-0.13	0.583	0.58
	BT	BR	Right Cheek	0	0	Argon	Ant 8	w/o	1	79.51	1.05	8.00	6.91	1.29	-0.17	0.018	0.02
	BT	BR	Right Tilted	0	0	Argon	Ant 8	w/o	1	79.51	1.05	8.00	6.91	1.29	-0.07	0.014	0.02
	BT	BR	Left Cheek	0	0	Argon	Ant 8	w/o	1	79.51	1.05	8.00	6.91	1.29	0.03	0.026	0.04
	BT	BR	Left Tilted	0	0	Argon	Ant 8	w/o	1	79.51	1.05	8.00	6.91	1.29	-0.03	0.022	0.03
6	BT	BR	Left Cheek	0	39	Argon	Ant 8	w/o	1	79.51	1.05	8.00	6.73	1.34	-0.07	0.035	0.05
	BT	BR	Left Cheek	0	78	Argon	Ant 8	w/o	1	79.51	1.05	8.00	6.04	1.57	-0.15	0.026	0.04
	BT	BR	Left Cheek	0	39	Xenon	Ant 8	w/o	1	79.51	1.05	8.00	6.73	1.34	0.08	0.027	0.04

Body-worn SAR Test Result

System & Position						DUT Configuration				SAR							
Plot No.	Band	Mode	Test Position	Separation Distance (mm)	Channel	Sample	Ant Status	Accessory	DSI	Duty Cycle	Crest Factor	Max. Tune-up Power (dBm)	Measured Conducted Power (dBm)	Scaling Factor	Power Drift (dB)	Measured SAR-1g (W/kg)	Scaled SAR-1g (W/kg)
	WLAN2.4G	802.11b	Front Face	15	11	Argon	Ant 9	w/o	2	100.00	1.00	18.70	18.48	1.05	0.02	0.045	0.05
	WLAN2.4G	802.11b	Rear Face	15	11	Argon	Ant 9	w/o	2	100.00	1.00	18.70	18.48	1.05	-0.07	0.113	0.12
	WLAN2.4G	802.11b	Front Face of Receiver Down	0	11	Argon	Ant 9	4	2	100.00	1.00	18.70	18.48	1.05	0	<0.001	0.00
	WLAN2.4G	802.11b	Front Face of Receiver Up	0	11	Argon	Ant 9	4	2	100.00	1.00	18.70	18.48	1.05	0	<0.001	0.00
	WLAN2.4G	802.11b	Rear Face of Receiver Down	0	11	Argon	Ant 9	4	2	100.00	1.00	18.70	18.48	1.05	0.03	0.066	0.07
	WLAN2.4G	802.11b	Rear Face of Receiver Up	0	11	Argon	Ant 9	4	2	100.00	1.00	18.70	18.48	1.05	0.04	0.044	0.05
	WLAN2.4G	802.11b	Front Face of Receiver Down	0	11	Argon	Ant 9	4+1	2	100.00	1.00	18.70	18.48	1.05	0	<0.001	0.00
	WLAN2.4G	802.11b	Front Face of Receiver Up	0	11	Argon	Ant 9	4+1	2	100.00	1.00	18.70	18.48	1.05	0	<0.001	0.00
	WLAN2.4G	802.11b	Front Face	15	11	Argon	Ant 8+9	w/o	2	99.90	1.00	21.70	21.57	1.03	0.01	0.13	0.13
	WLAN2.4G	802.11b	Rear Face	15	11	Argon	Ant 8+9	w/o	2	99.90	1.00	21.70	21.57	1.03	0.13	0.173	0.18
	WLAN2.4G	802.11b	Front Face of Receiver Down	0	11	Argon	Ant 8+9	4	2	99.90	1.00	21.70	21.57	1.03	-0.04	0.07	0.07
	WLAN2.4G	802.11b	Front Face of Receiver Up	0	11	Argon	Ant 8+9	4	2	99.90	1.00	21.70	21.57	1.03	-0.04	0.057	0.06
	WLAN2.4G	802.11b	Rear Face of Receiver Down	0	11	Argon	Ant 8+9	4	2	99.90	1.00	21.70	21.57	1.03	-0.09	0.133	0.14
	WLAN2.4G	802.11b	Rear Face of Receiver Up	0	11	Argon	Ant 8+9	4	2	99.90	1.00	21.70	21.57	1.03	-0.16	0.165	0.17
	WLAN2.4G	802.11b	Front Face of Receiver Down	0	11	Argon	Ant 8+9	4+1	2	99.90	1.00	21.70	21.57	1.03	0.13	0.084	0.09
	WLAN2.4G	802.11b	Front Face of Receiver Up	0	11	Argon	Ant 8+9	4+1	2	99.90	1.00	21.70	21.57	1.03	-0.09	0.049	0.05
	WLAN2.4G	802.11b	Rear Face	15	1	Argon	Ant 8+9	w/o	2	99.90	1.00	21.70	21.36	1.08	-0.04	0.175	0.19
8	WLAN2.4G	802.11b	Rear Face	15	6	Argon	Ant 8+9	w/o	2	99.90	1.00	21.70	21.54	1.04	0.07	0.187	0.19
	WLAN2.4G	802.11b	Rear Face	15	6	Xenon	Ant 8+9	w/o	2	99.90	1.00	21.70	21.54	1.04	-0.02	0.173	0.18
	WLAN5.3G	802.11a	Front Face	15	60	Argon	Ant 8+9	w/o	2	99.90	1.00	20.20	20.08	1.03	-0.12	0.127	0.13
	WLAN5.3G	802.11a	Rear Face	15	60	Argon	Ant 8+9	w/o	2	99.90	1.00	20.20	20.08	1.03	0.14	0.433	0.45
	WLAN5.3G	802.11a	Front Face of Receiver Down	0	60	Argon	Ant 8+9	4	2	99.90	1.00	20.20	20.08	1.03	0.18	0.114	0.12
	WLAN5.3G	802.11a	Front Face of Receiver Up	0	60	Argon	Ant 8+9	4	2	99.90	1.00	20.20	20.08	1.03	0.04	0.087	0.09
	WLAN5.3G	802.11a	Rear Face of Receiver Down	0	60	Argon	Ant 8+9	4	2	99.90	1.00	20.20	20.08	1.03	-0.09	0.369	0.38
	WLAN5.3G	802.11a	Rear Face of Receiver Up	0	60	Argon	Ant 8+9	4	2	99.90	1.00	20.20	20.08	1.03	0.03	0.199	0.20
	WLAN5.3G	802.11a	Front Face of Receiver Down	0	60	Argon	Ant 8+9	4+1	2	99.90	1.00	20.20	20.08	1.03	0.14	0.098	0.10
	WLAN5.3G	802.11a	Front Face of Receiver Up	0	60	Argon	Ant 8+9	4+1	2	99.90	1.00	20.20	20.08	1.03	0.13	0.074	0.08
	WLAN5.3G	802.11a	Rear Face	15	52	Argon	Ant 8+9	w/o	2	99.90	1.00	20.20	20.05	1.04	-0.16	0.429	0.45
	WLAN5.3G	802.11a	Rear Face	15	56	Argon	Ant 8+9	w/o	2	99.90	1.00	20.20	19.90	1.07	0.16	0.42	0.45
9	WLAN5.3G	802.11a	Rear Face	15	64	Argon	Ant 8+9	w/o	2	99.90	1.00	19.70	19.56	1.03	-0.04	0.463	0.48
	WLAN5.3G	802.11a	Rear Face	15	64	Xenon	Ant 8+9	w/o	2	99.90	1.00	19.70	19.56	1.03	0.09	0.452	0.47

Body-worn SAR Test Result

System & Position						DUT Configuration				SAR							
Plot No.	Band	Mode	Test Position	Separation Distance (mm)	Channel	Sample	Ant Status	Accessory	DSI	Duty Cycle	Crest Factor	Max. Tune-up Power (dBm)	Measured Conducted Power (dBm)	Scaling Factor	Power Drift (dB)	Measured SAR-1g (W/kg)	Scaled SAR-1g (W/kg)
	WLAN5.6G	802.11a	Front Face	15	124	Argon	Ant 8+9	w/o	2	99.90	1.00	20.20	20.08	1.03	-0.04	0.12	0.12
	WLAN5.6G	802.11a	Rear Face	15	124	Argon	Ant 8+9	w/o	2	99.90	1.00	20.20	20.08	1.03	0.01	0.398	0.41
	WLAN5.6G	802.11a	Front Face of Receiver Down	0	124	Argon	Ant 8+9	4	2	99.90	1.00	20.20	20.08	1.03	0.15	0.107	0.11
	WLAN5.6G	802.11a	Front Face of Receiver Up	0	124	Argon	Ant 8+9	4	2	99.90	1.00	20.20	20.08	1.03	-0.06	0.099	0.10
	WLAN5.6G	802.11a	Rear Face of Receiver Down	0	124	Argon	Ant 8+9	4	2	99.90	1.00	20.20	20.08	1.03	0.18	0.33	0.34
	WLAN5.6G	802.11a	Rear Face of Receiver Up	0	124	Argon	Ant 8+9	4	2	99.90	1.00	20.20	20.08	1.03	-0.05	0.18	0.19
	WLAN5.6G	802.11a	Front Face of Receiver Down	0	124	Argon	Ant 8+9	4+1	2	99.90	1.00	20.20	20.08	1.03	-0.13	0.078	0.08
	WLAN5.6G	802.11a	Front Face of Receiver Up	0	124	Argon	Ant 8+9	4+1	2	99.90	1.00	20.20	20.08	1.03	-0.09	0.065	0.07
10	WLAN5.6G	802.11a	Rear Face	15	100	Argon	Ant 8+9	w/o	2	99.90	1.00	19.70	19.31	1.09	-0.01	0.469	0.51
	WLAN5.6G	802.11a	Rear Face	15	116	Argon	Ant 8+9	w/o	2	99.90	1.00	20.20	19.73	1.11	-0.14	0.411	0.46
	WLAN5.6G	802.11a	Rear Face	15	120	Argon	Ant 8+9	w/o	2	99.90	1.00	20.20	19.98	1.05	0.07	0.405	0.43
	WLAN5.6G	802.11a	Rear Face	15	132	Argon	Ant 8+9	w/o	2	99.90	1.00	20.20	20.07	1.03	-0.13	0.362	0.37
	WLAN5.6G	802.11a	Rear Face	15	140	Argon	Ant 8+9	w/o	2	99.90	1.00	19.70	19.41	1.07	0.16	0.439	0.47
	WLAN5.6G	802.11a	Rear Face	15	144	Argon	Ant 8+9	w/o	2	99.90	1.00	20.20	20.04	1.04	-0.12	0.308	0.32
	WLAN5.6G	802.11a	Rear Face	15	100	Xenon	Ant 8+9	w/o	2	99.90	1.00	19.70	19.31	1.09	0.11	0.461	0.50
	WLAN5.8G	802.11a	Front Face	15	149	Argon	Ant 8+9	w/o	2	99.90	1.00	20.20	20.16	1.01	-0.04	0.116	0.12
	WLAN5.8G	802.11a	Rear Face	15	149	Argon	Ant 8+9	w/o	2	99.90	1.00	20.20	20.16	1.01	-0.14	0.341	0.34
	WLAN5.8G	802.11a	Front Face of Receiver Down	0	149	Argon	Ant 8+9	4	2	99.90	1.00	20.20	20.16	1.01	0.06	0.086	0.09
	WLAN5.8G	802.11a	Front Face of Receiver Up	0	149	Argon	Ant 8+9	4	2	99.90	1.00	20.20	20.16	1.01	-0.04	0.058	0.06
	WLAN5.8G	802.11a	Rear Face of Receiver Down	0	149	Argon	Ant 8+9	4	2	99.90	1.00	20.20	20.16	1.01	0.02	0.324	0.33
	WLAN5.8G	802.11a	Rear Face of Receiver Up	0	149	Argon	Ant 8+9	4	2	99.90	1.00	20.20	20.16	1.01	-0.1	0.157	0.16
	WLAN5.8G	802.11a	Front Face of Receiver Down	0	149	Argon	Ant 8+9	4+1	2	99.90	1.00	20.20	20.16	1.01	0.12	0.076	0.08
	WLAN5.8G	802.11a	Front Face of Receiver Up	0	149	Argon	Ant 8+9	4+1	2	99.90	1.00	20.20	20.16	1.01	-0.1	0.054	0.05
	WLAN5.8G	802.11a	Rear Face	15	153	Argon	Ant 8+9	w/o	2	99.90	1.00	20.20	20.06	1.03	0.16	0.342	0.35
	WLAN5.8G	802.11a	Rear Face	15	157	Argon	Ant 8+9	w/o	2	99.90	1.00	20.20	20.10	1.02	0.19	0.314	0.32
	WLAN5.8G	802.11a	Rear Face	15	161	Argon	Ant 8+9	w/o	2	99.90	1.00	20.20	19.60	1.15	0.04	0.306	0.35
11	WLAN5.8G	802.11a	Rear Face	15	165	Argon	Ant 8+9	w/o	2	99.90	1.00	20.20	20.08	1.03	-0.12	0.359	0.37
	WLAN5.8G	802.11a	Rear Face	15	165	Xenon	Ant 8+9	w/o	2	99.90	1.00	20.20	20.08	1.03	-0.09	0.349	0.36
	WLAN5.9G	802.11a	Front Face	15	173	Argon	Ant 8+9	w/o	2	99.90	1.00	20.20	20.18	1.00	0.1	0.177	0.18
12	WLAN5.9G	802.11a	Rear Face	15	173	Argon	Ant 8+9	w/o	2	99.90	1.00	20.20	20.18	1.00	-0.07	0.618	0.62
	WLAN5.9G	802.11a	Front Face of Receiver Down	0	173	Argon	Ant 8+9	4	2	99.90	1.00	20.20	20.18	1.00	0.13	0.147	0.15
	WLAN5.9G	802.11a	Front Face of Receiver Up	0	173	Argon	Ant 8+9	4	2	99.90	1.00	20.20	20.18	1.00	-0.09	0.084	0.08
	WLAN5.9G	802.11a	Rear Face of Receiver Down	0	173	Argon	Ant 8+9	4	2	99.90	1.00	20.20	20.18	1.00	-0.14	0.543	0.54
	WLAN5.9G	802.11a	Rear Face of Receiver Up	0	173	Argon	Ant 8+9	4	2	99.90	1.00	20.20	20.18	1.00	0.14	0.288	0.29
	WLAN5.9G	802.11a	Front Face of Receiver Down	0	173	Argon	Ant 8+9	4+1	2	99.90	1.00	20.20	20.18	1.00	0	0.137	0.14
	WLAN5.9G	802.11a	Front Face of Receiver Up	0	173	Argon	Ant 8+9	4+1	2	99.90	1.00	20.20	20.18	1.00	-0.18	0.074	0.07
	WLAN5.9G	802.11a	Rear Face	15	169	Argon	Ant 8+9	w/o	2	99.90	1.00	20.20	20.10	1.02	-0.16	0.601	0.61
	WLAN5.9G	802.11a	Rear Face	15	177	Argon	Ant 8+9	w/o	2	99.90	1.00	20.20	20.11	1.02	-0.05	0.586	0.60
	WLAN5.9G	802.11a	Rear Face	15	173	Xenon	Ant 8+9	w/o	2	99.90	1.00	20.20	20.18	1.00	0.03	0.606	0.61

Body-worn SAR Test Result

System & Position						DUT Configuration				SAR							
Plot No.	Band	Mode	Test Position	Separation Distance (mm)	Channel	Sample	Ant Status	Accessory	DSI	Duty Cycle	Crest Factor	Max. Tune-up Power (dBm)	Measured Conducted Power (dBm)	Scaling Factor	Power Drift (dB)	Measured SAR-1g (W/kg)	Scaled SAR-1g (W/kg)
	BT	BR	Front Face	15	0	Argon	Ant 8	w/o	2	79.51	1.05	8.00	6.91	1.29	0	<0.001	0.00
	BT	BR	Rear Face	15	0	Argon	Ant 8	w/o	2	79.51	1.05	8.00	6.91	1.29	0.05	0.008	0.01
	BT	BR	Front Face of Receiver Down	0	0	Argon	Ant 8	4	2	79.51	1.05	8.00	6.91	1.29	0	<0.001	0.00
	BT	BR	Front Face of Receiver Up	0	0	Argon	Ant 8	4	2	79.51	1.05	8.00	6.91	1.29	0	<0.001	0.00
	BT	BR	Rear Face of Receiver Down	0	0	Argon	Ant 8	4	2	79.51	1.05	8.00	6.91	1.29	0	<0.001	0.00
	BT	BR	Rear Face of Receiver Up	0	0	Argon	Ant 8	4	2	79.51	1.05	8.00	6.91	1.29	0	<0.001	0.00
	BT	BR	Front Face of Receiver Down	0	0	Argon	Ant 8	4+1	2	79.51	1.05	8.00	6.91	1.29	0	<0.001	0.00
	BT	BR	Front Face of Receiver Up	0	0	Argon	Ant 8	4+1	2	79.51	1.05	8.00	6.91	1.29	0	<0.001	0.00
	BT	BR	Rear Face	15	39	Argon	Ant 8	w/o	2	79.51	1.05	8.00	6.73	1.34	-0.13	0.006	0.01
13	BT	BR	Rear Face	15	78	Argon	Ant 8	w/o	2	79.51	1.05	8.00	6.04	1.57	0.16	0.009	0.01
	BT	BR	Rear Face	15	78	Xenon	Ant 8	w/o	2	79.51	1.05	8.00	6.04	1.57	0.08	0.007	0.01

Phablet SAR Test Result

System & Position						DUT Configuration				SAR							
Plot No.	Band	Mode	Test Position	Separation Distance (mm)	Channel	Sample	Ant Status	Accessory	DSI	Duty Cycle	Crest Factor	Max. Tune-up Power (dBm)	Measured Conducted Power (dBm)	Scaling Factor	Power Drift (dB)	Measured SAR-10g (W/kg)	Scaled SAR-10g (W/kg)
	WLAN2.4G	802.11b	Front Face	0	11	Argon	Ant 9	w/o	2	100.00	1.00	18.70	18.48	1.05	0.04	0.297	0.31
	WLAN2.4G	802.11b	Rear Face	0	11	Argon	Ant 9	w/o	2	100.00	1.00	18.70	18.48	1.05	-0.09	0.447	0.47
	WLAN2.4G	802.11b	Left Side	0	11	Argon	Ant 9	w/o	2	100.00	1.00	18.70	18.48	1.05	0.06	0.416	0.44
	WLAN2.4G	802.11b	Right Side	0	11	Argon	Ant 9	w/o	2	100.00	1.00	18.70	18.48	1.05	-0.12	0.311	0.33
	WLAN2.4G	802.11b	Top Side	0	11	Argon	Ant 9	w/o	2	100.00	1.00	18.70	18.48	1.05	0.13	0.202	0.21
	WLAN2.4G	802.11b	Bottom Side	0	11	Argon	Ant 9	w/o	2	100.00	1.00	18.70	18.48	1.05	-0.16	0.074	0.08
	WLAN2.4G	802.11b	Front Face	0	11	Argon	Ant 9	1	2	100.00	1.00	18.70	18.48	1.05	0.14	0.307	0.32
	WLAN2.4G	802.11b	Front Face	0	11	Argon	Ant 8+9	w/o	2	99.90	1.00	21.70	21.57	1.03	-0.11	0.328	0.34
	WLAN2.4G	802.11b	Rear Face	0	11	Argon	Ant 8+9	w/o	2	99.90	1.00	21.70	21.57	1.03	0.03	0.496	0.51
	WLAN2.4G	802.11b	Left Side	0	11	Argon	Ant 8+9	w/o	2	99.90	1.00	21.70	21.57	1.03	0.08	0.461	0.47
	WLAN2.4G	802.11b	Right Side	0	11	Argon	Ant 8+9	w/o	2	99.90	1.00	21.70	21.57	1.03	0.14	0.346	0.36
	WLAN2.4G	802.11b	Top Side	0	11	Argon	Ant 8+9	w/o	2	99.90	1.00	21.70	21.57	1.03	-0.11	0.22	0.23
	WLAN2.4G	802.11b	Bottom Side	0	11	Argon	Ant 8+9	w/o	2	99.90	1.00	21.70	21.57	1.03	-0.12	0.092	0.09
	WLAN2.4G	802.11b	Front Face	0	11	Argon	Ant 8+9	1	2	99.90	1.00	21.70	21.57	1.03	0.04	0.342	0.35
	WLAN2.4G	802.11b	Rear Face	0	1	Argon	Ant 8+9	w/o	2	99.90	1.00	21.70	21.36	1.08	-0.06	0.479	0.52
15	WLAN2.4G	802.11b	Rear Face	0	6	Argon	Ant 8+9	w/o	2	99.90	1.00	21.70	21.54	1.04	-0.04	0.535	0.56
	WLAN2.4G	802.11b	Rear Face	0	6	Xenon	Ant 8+9	w/o	2	99.90	1.00	21.70	21.54	1.04	0.02	0.51	0.53
	WLAN5.3G	802.11a	Front Face	0	60	Argon	Ant 8+9	w/o	2	99.90	1.00	20.20	20.08	1.03	-0.14	0.204	0.21
	WLAN5.3G	802.11a	Rear Face	0	60	Argon	Ant 8+9	w/o	2	99.90	1.00	20.20	20.08	1.03	0.04	0.999	1.03
	WLAN5.3G	802.11a	Left Side	0	60	Argon	Ant 8+9	w/o	2	99.90	1.00	20.20	20.08	1.03	-0.14	0.963	0.99
	WLAN5.3G	802.11a	Right Side	0	60	Argon	Ant 8+9	w/o	2	99.90	1.00	20.20	20.08	1.03	0.14	1.72	1.77
	WLAN5.3G	802.11a	Top Side	0	60	Argon	Ant 8+9	w/o	2	99.90	1.00	20.20	20.08	1.03	-0.14	0.215	0.22
	WLAN5.3G	802.11a	Bottom Side	0	60	Argon	Ant 8+9	w/o	2	99.90	1.00	20.20	20.08	1.03	0.19	0.024	0.02
	WLAN5.3G	802.11a	Front Face	0	60	Argon	Ant 8+9	1	2	99.90	1.00	20.20	20.08	1.03	-0.19	0.162	0.17
	WLAN5.3G	802.11a	Right Side	0	52	Argon	Ant 8+9	w/o	2	99.90	1.00	20.20	20.05	1.04	-0.07	1.89	1.97
16	WLAN5.3G	802.11a	Right Side	0	56	Argon	Ant 8+9	w/o	2	99.90	1.00	20.20	19.90	1.07	0.02	1.99	2.13
	WLAN5.3G	802.11a	Right Side	0	64	Argon	Ant 8+9	w/o	2	99.90	1.00	19.70	19.56	1.03	-0.13	1.56	1.61
	WLAN5.3G	802.11a	Right Side	0	56	Xenon	Ant 8+9	w/o	2	99.90	1.00	20.20	19.90	1.07	0.06	1.92	2.05
	WLAN5.3G	802.11a	Right Side	0	52	Xenon	Ant 8+9	w/o	2	99.90	1.00	20.20	20.05	1.04	-0.07	1.76	1.83
	WLAN5.3G	802.11a	Right Side	0	60	Xenon	Ant 8+9	w/o	2	99.90	1.00	20.20	20.08	1.03	0.14	1.65	1.70
	WLAN5.3G	802.11a	Right Side	0	64	Xenon	Ant 8+9	w/o	2	99.90	1.00	19.70	19.56	1.03	-0.13	1.42	1.46
	WLAN5.6G	802.11a	Front Face	0	124	Argon	Ant 8+9	w/o	2	99.90	1.00	20.20	20.08	1.03	-0.17	0.3	0.31
	WLAN5.6G	802.11a	Rear Face	0	124	Argon	Ant 8+9	w/o	2	99.90	1.00	20.20	20.08	1.03	-0.07	0.81	0.83
	WLAN5.6G	802.11a	Left Side	0	124	Argon	Ant 8+9	w/o	2	99.90	1.00	20.20	20.08	1.03	0.04	1.14	1.17
	WLAN5.6G	802.11a	Right Side	0	124	Argon	Ant 8+9	w/o	2	99.90	1.00	20.20	20.08	1.03	-0.02	1.83	1.88
	WLAN5.6G	802.11a	Top Side	0	124	Argon	Ant 8+9	w/o	2	99.90	1.00	20.20	20.08	1.03	0.17	0.246	0.25
	WLAN5.6G	802.11a	Bottom Side	0	124	Argon	Ant 8+9	w/o	2	99.90	1.00	20.20	20.08	1.03	-0.04	0.309	0.32
	WLAN5.6G	802.11a	Front Face	0	124	Argon	Ant 8+9	1	2	99.90	1.00	20.20	20.08	1.03	0.17	0.269	0.28
	WLAN5.6G	802.11a	Right Side	0	100	Argon	Ant 8+9	w/o	2	99.90	1.00	19.70	19.31	1.09	-0.15	1.71	1.86
17	WLAN5.6G	802.11a	Right Side	0	116	Argon	Ant 8+9	w/o	2	99.90	1.00	20.20	19.73	1.11	-0.02	1.91	2.12
	WLAN5.6G	802.11a	Right Side	0	120	Argon	Ant 8+9	w/o	2	99.90	1.00	20.20	19.98	1.05	0.01	1.89	1.98
	WLAN5.6G	802.11a	Right Side	0	132	Argon	Ant 8+9	w/o	2	99.90	1.00	20.20	20.07	1.03	-0.15	1.67	1.72
	WLAN5.6G	802.11a	Right Side	0	140	Argon	Ant 8+9	w/o	2	99.90	1.00	19.70	19.41	1.07	0.13	1.45	1.55
	WLAN5.6G	802.11a	Right Side	0	144	Argon	Ant 8+9	w/o	2	99.90	1.00	20.20	20.04	1.04	-0.11	1.33	1.38
	WLAN5.6G	802.11a	Right Side	0	116	Xenon	Ant 8+9	w/o	2	99.90	1.00	20.20	19.73	1.11	0.12	1.78	1.98

Phablet SAR Test Result

System & Position						DUT Configuration				SAR							
Plot No.	Band	Mode	Test Position	Separation Distance (mm)	Channel	Sample	Ant Status	Accessory	DSI	Duty Cycle	Crest Factor	Max. Tune-up Power (dBm)	Measured Conducted Power (dBm)	Scaling Factor	Power Drift (dB)	Measured SAR-10g (W/kg)	Scaled SAR-10g (W/kg)
	WLAN5.8G	802.11a	Front Face	0	149	Argon	Ant 8+9	w/o	2	99.90	1.00	20.20	20.16	1.01	0.17	0.15	0.15
	WLAN5.8G	802.11a	Rear Face	0	149	Argon	Ant 8+9	w/o	2	99.90	1.00	20.20	20.16	1.01	0.05	0.483	0.49
	WLAN5.8G	802.11a	Left Side	0	149	Argon	Ant 8+9	w/o	2	99.90	1.00	20.20	20.16	1.01	-0.17	0.549	0.55
	WLAN5.8G	802.11a	Right Side	0	149	Argon	Ant 8+9	w/o	2	99.90	1.00	20.20	20.16	1.01	-0.14	1.04	1.05
	WLAN5.8G	802.11a	Top Side	0	149	Argon	Ant 8+9	w/o	2	99.90	1.00	20.20	20.16	1.01	-0.1	0.126	0.13
	WLAN5.8G	802.11a	Bottom Side	0	149	Argon	Ant 8+9	w/o	2	99.90	1.00	20.20	20.16	1.01	-0.13	0.02	0.02
	WLAN5.8G	802.11a	Front Face	0	149	Argon	Ant 8+9	1	2	99.90	1.00	20.20	20.16	1.01	-0.02	0.075	0.08
	WLAN5.8G	802.11a	Right Side	0	153	Argon	Ant 8+9	w/o	2	99.90	1.00	20.20	20.06	1.03	0.06	1.04	1.07
	WLAN5.8G	802.11a	Right Side	0	157	Argon	Ant 8+9	w/o	2	99.90	1.00	20.20	20.10	1.02	-0.13	0.963	0.98
	WLAN5.8G	802.11a	Right Side	0	161	Argon	Ant 8+9	w/o	2	99.90	1.00	20.20	19.60	1.15	0.16	0.955	1.10
18	WLAN5.8G	802.11a	Right Side	0	165	Argon	Ant 8+9	w/o	2	99.90	1.00	20.20	20.08	1.03	-0.02	1.11	1.14
	WLAN5.8G	802.11a	Right Side	0	165	Xenon	Ant 8+9	w/o	2	99.90	1.00	20.20	20.08	1.03	-0.03	0.98	1.01
	WLAN5.9G	802.11a	Front Face	0	173	Argon	Ant 8+9	w/o	2	99.90	1.00	20.20	20.18	1.00	0.04	0.276	0.28
	WLAN5.9G	802.11a	Rear Face	0	173	Argon	Ant 8+9	w/o	2	99.90	1.00	20.20	20.18	1.00	0.13	0.816	0.82
	WLAN5.9G	802.11a	Left Side	0	173	Argon	Ant 8+9	w/o	2	99.90	1.00	20.20	20.18	1.00	-0.07	0.665	0.67
19	WLAN5.9G	802.11a	Right Side	0	173	Argon	Ant 8+9	w/o	2	99.90	1.00	20.20	20.18	1.00	-0.02	1.94	1.94
	WLAN5.9G	802.11a	Top Side	0	173	Argon	Ant 8+9	w/o	2	99.90	1.00	20.20	20.18	1.00	-0.16	0.245	0.25
	WLAN5.9G	802.11a	Bottom Side	0	173	Argon	Ant 8+9	w/o	2	99.90	1.00	20.20	20.18	1.00	-0.08	0.076	0.08
	WLAN5.9G	802.11a	Front Face	0	173	Argon	Ant 8+9	1	2	99.90	1.00	20.20	20.18	1.00	0.02	0.134	0.13
	WLAN5.9G	802.11a	Right Side	0	169	Argon	Ant 8+9	w/o	2	99.90	1.00	20.20	20.10	1.02	-0.08	1.89	1.93
	WLAN5.9G	802.11a	Right Side	0	177	Argon	Ant 8+9	w/o	2	99.90	1.00	20.20	20.11	1.02	0.13	1.85	1.89
	WLAN5.9G	802.11a	Right Side	0	173	Xenon	Ant 8+9	w/o	2	99.90	1.00	20.20	20.18	1.00	-0.02	1.8	1.80
	BT	BR	Front Face	0	0	Argon	Ant 8	w/o	2	79.51	1.05	8.00	6.91	1.29	0.05	0.016	0.02
	BT	BR	Rear Face	0	0	Argon	Ant 8	w/o	2	79.51	1.05	8.00	6.91	1.29	-0.12	0.017	0.02
	BT	BR	Left Side	0	0	Argon	Ant 8	w/o	2	79.51	1.05	8.00	6.91	1.29	0.08	<0.001	0.00
	BT	BR	Right Side	0	0	Argon	Ant 8	w/o	2	79.51	1.05	8.00	6.91	1.29	0.04	0.018	0.02
	BT	BR	Top Side	0	0	Argon	Ant 8	w/o	2	79.51	1.05	8.00	6.91	1.29	0.09	<0.001	0.00
	BT	BR	Bottom Side	0	0	Argon	Ant 8	w/o	2	79.51	1.05	8.00	6.91	1.29	0.16	<0.001	0.00
	BT	BR	Front Face	0	0	Argon	Ant 8	1	2	79.51	1.05	8.00	6.91	1.29	-0.03	0.00807	0.01
	BT	BR	Right Side	0	39	Argon	Ant 8	w/o	2	79.51	1.05	8.00	6.73	1.34	-0.15	0.016	0.02
20	BT	BR	Right Side	0	78	Argon	Ant 8	w/o	2	79.51	1.05	8.00	6.04	1.57	-0.03	0.021	0.03
	BT	BR	Right Side	0	78	Xenon	Ant 8	w/o	2	79.51	1.05	8.00	6.04	1.57	0.08	0.019	0.03
	NFC	ASK	Front Face	0	13.56	Argon		w/o		-	1.00	-	-	1	0	<0.001	0.00
21	NFC	ASK	Rear Face	0	13.56	Argon		w/o		-	1.00	-	-	1	0	<0.001	0.00
	NFC	ASK	Left Side	0	13.56	Argon		w/o		-	1.00	-	-	1	0	<0.001	0.00
	NFC	ASK	Right Side	0	13.56	Argon		w/o		-	1.00	-	-	1	0	<0.001	0.00
	NFC	ASK	Top Side	0	13.56	Argon		w/o		-	1.00	-	-	1	0	<0.001	0.00
	NFC	ASK	Bottom Side	0	13.56	Argon		w/o		-	1.00	-	-	1	0	<0.001	0.00
	NFC	ASK	Front Face	0	13.56	Argon		1		-	1.00	-	-	1	0	<0.001	0.00
	NFC	ASK	Rear Face	0	13.56	Xenon		w/o		-	1.00	-	-	1	0	<0.001	0.00

Head SAR and Power Density Test Result

System & Position						DUT Configuration					SAR										Power Density								
Plot No.	Band	Mode	Test Position	Separation Distance (mm)	Channel	Scanner	Ant Status	Accessory	Power Mode	DSI	Duty Cycle	Crest Factor	Max. Tune-up Power (dBm)	Measured Conducted Power (dBm)	Scaling Factor	Power Drift (dB)	Measured SAR-1g (W/kg)	Scaled SAR-1g (W/kg)	Measured APD W/m^2 (4cm^2)	Scaled APD W/m^2 (4cm^2)	Grid Step [λ]	iPD [W/m2]	Scaling Factor for Measurement Uncertainty	Averaging Area [cm2]	Power Drift [dB]	Normal psPD [W/m2]	Scaled Normal psPD [W/m2]	Total psPD [W/m2]	Scaled Total psPD [W/m2]
	UNII-7	802.11ax HE160	Right Cheek	0	143	Argon	Ant 8+9	w/o	INDOOR/STP	1	100.00	1.00	15.50	15.31	1.04	-0.17	0.09	0.09	0.588	0.61	0.0555		1.545	4.00	0.03	0.733	1.13	1.1	1.77
	UNII-7	802.11ax HE160	Right Tilted	0	143	Argon	Ant 8+9	w/o	INDOOR/STP	1	100.00	1.00	15.50	15.31	1.04	-0.14	0.074	0.08	0.462	0.48	0.0555		1.545	4.00	0.08	0.55	0.85	0.909	1.46
22	UNII-7	802.11ax HE160	Left Cheek	0	143	Argon	Ant 8+9	w/o	INDOOR/STP	1	100.00	1.00	15.50	15.31	1.04	-0.09	0.183	0.19	1.21	1.26	0.0555		1.545	4.00	-0.02	1.48	2.29	2.25	3.62
	UNII-7	802.11ax HE160	Left Tilted	0	143	Argon	Ant 8+9	w/o	INDOOR/STP	1	100.00	1.00	15.50	15.31	1.04	-0.16	0.164	0.17	1.03	1.07	0.0555		1.545	4.00	-0.01	0.812	1.25	2.01	3.23
	UNII-5	802.11ax HE160	Left Cheek	0	15	Argon	Ant 8+9	w/o	INDOOR/STP	1	100.00	1.00	15.50	14.36	1.30	-0.09	0.085	0.11	0.567	0.74									
	UNII-5	802.11ax HE160	Left Cheek	0	47	Argon	Ant 8+9	w/o	INDOOR/STP	1	100.00	1.00	15.50	14.48	1.26	-0.03	0.088	0.11	0.588	0.74									
	UNII-5	802.11ax HE160	Left Cheek	0	79	Argon	Ant 8+9	w/o	INDOOR/STP	1	100.00	1.00	15.50	14.38	1.29	0.16	0.089	0.11	0.546	0.7									
	UNII-6	802.11ax HE160	Left Cheek	0	111	Argon	Ant 8+9	w/o	INDOOR	1	100.00	1.00	15.50	14.59	1.23	0.12	0.126	0.15	0.798	0.98	0.0542		1.545	4.00	0.18	1.01	1.56	1.54	2.93
	UNII-7	802.11ax HE160	Left Cheek	0	175	Argon	Ant 8+9	w/o	INDOOR	1	100.00	1.00	15.50	15.24	1.06	0.17	0.117	0.12	0.82	0.87									
	UNII-8	802.11ax HE160	Left Cheek	0	207	Argon	Ant 8+9	w/o	INDOOR	1	100.00	1.00	15.50	14.96	1.13	0.04	0.128	0.14	0.967	1.09	0.0582		1.545	4.00		1.03	1.59	1.57	2.74
	UNII-7	802.11ax HE160	Left Cheek	0	143	Xenon	Ant 8+9	w/o	INDOOR/STP	1	100.00	1.00	15.50	15.31	1.04	-0.02	0.156	0.16	1.01	1.05	0.0555		1.545	4.00	-0.03	1.26	1.95	1.91	3.07

Body-worn SAR and Power Density Test Result

System & Position						DUT Configuration					SAR										Power Density								
Plot No.	Band	Mode	Test Position	Separation Distance (mm)	Channel	Scanner	Ant Status	Accessory	Power Mode	DSI	Duty Cycle	Crest Factor	Max. Tune-up Power (dBm)	Measured Conducted Power (dBm)	Scaling Factor	Power Drift (dB)	Measured SAR-1g (W/kg)	Scaled SAR-1g (W/kg)	Measured APD W/m^2 (4cm^2)	Scaled APD W/m^2 (4cm^2)	Grid Step [λ]	iPD [W/m2]	Scaling Factor for Measurement Uncertainty	Averaging Area [cm2]	Power Drift [dB]	Normal psPD [W/m2]	Scaled Normal psPD [W/m2]	Total psPD [W/m2]	Scaled Total psPD [W/m2]
	UNII-7	802.11ax HE160	Front Face	15	143	Argon	Ant 8+9	w/o	INDOOR/STP	2	100.00	1.00	15.50	15.31	1.04	-0.15	0.034	0.04	0.286	0.3	0.125	33.61	1.545	4.00	0.03	0.252	0.39	0.278	0.45
24	UNII-7	802.11ax HE160	Rear Face	15	143	Argon	Ant 8+9	w/o	INDOOR/STP	2	100.00	1.00	15.50	15.31	1.04	0.09	0.064	0.07	0.519	0.54	0.125	61.00	1.545	4.00	-0.07	0.458	0.71	0.505	0.81
	UNII-7	802.11ax HE160	Front Face of Receiver Down	0	143	Argon	Ant 8+9	4	INDOOR/STP	2	100.00	1.00	15.50	15.31	1.04	0	<0.001	0.00	0	0									
	UNII-7	802.11ax HE160	Front Face of Receiver Up	0	143	Argon	Ant 8+9	4	INDOOR/STP	2	100.00	1.00	15.50	15.31	1.04	0	<0.001	0.00	0	0									
	UNII-7	802.11ax HE160	Rear Face of Receiver Down	0	143	Argon	Ant 8+9	4	INDOOR/STP	2	100.00	1.00	15.50	15.31	1.04	0	<0.001	0.00	0	0									
	UNII-7	802.11ax HE160	Rear Face of Receiver Up	0	143	Argon	Ant 8+9	4	INDOOR/STP	2	100.00	1.00	15.50	15.31	1.04	0	<0.001	0.00	0	0									
	UNII-7	802.11ax HE160	Front Face of Receiver Down	0	143	Argon	Ant 8+9	4+1	INDOOR/STP	2	100.00	1.00	15.50	15.31	1.04	0	<0.001	0.00	0	0									
	UNII-7	802.11ax HE160	Front Face of Receiver Up	0	143	Argon	Ant 8+9	4+1	INDOOR/STP	2	100.00	1.00	15.50	15.31	1.04	0	<0.001	0.00	0	0									
	UNII-5	802.11ax HE160	Rear Face	15	15	Argon	Ant 8+9	w/o	INDOOR/STP	2	100.00	1.00	15.50	14.36	1.30	0.06	0.054	0.07	0.401	0.52	0.125	54.3	1.545	4.00	0.06	0.407	0.63	0.399	0.8
	UNII-5	802.11ax HE160	Rear Face	15	47	Argon	Ant 8+9	w/o	INDOOR/STP	2	100.00	1.00	15.50	14.48	1.26	0.09	0.044	0.06	0.357	0.45	0.125	41.95	1.545	4.00	0.17	0.315	0.49	0.347	0.68
	UNII-5	802.11ax HE160	Rear Face	15	79	Argon	Ant 8+9	w/o	INDOOR/STP	2	100.00	1.00	15.50	14.38	1.29	0.01	0.046	0.06	0.378	0.49									
	UNII-6	802.11ax HE160	Rear Face	15	111	Argon	Ant 8+9	w/o	INDOOR	2	100.00	1.00	15.50	14.59	1.23	0.18	0.056	0.07	0.425	0.52	0.125	53.47	1.545	4.00	-0.05	0.401	0.62	0.392	0.74
	UNII-7	802.11ax HE160	Rear Face	15	175	Argon	Ant 8+9	w/o	INDOOR	2	100.00	1.00	15.50	15.24	1.06	0.08	0.055	0.06	0.49	0.52	0.125	57.59	1.545	4.00	-0.05	0.432	0.67	0.476	0.78
	UNII-8	802.11ax HE160	Rear Face	15	207	Argon	Ant 8+9	w/o	INDOOR	2	100.00	1.00	15.50	14.96	1.13	-0.15	0.046	0.05	0.378	0.43									
	UNII-7	802.11ax HE160	Rear Face	15	143	Xenon	Ant 8+9	w/o	INDOOR/STP	2	100.00	1.00	15.50	15.31	1.04	-0.14	0.061	0.06	0.501	0.52	0.125	58.88	1.545	4.00	0.12	0.442	0.68	0.487	0.78

Phablet SAR and Power Density Test Result

System & Position						DUT Configuration					SAR										Power Density								
Plot No.	Band	Mode	Test Position	Separation Distance (mm)	Channel	Scanner	Ant Status	Accessory	Power Mode	DSI	Duty Cycle	Crest Factor	Max. Tune-up Power (dBm)	Measured Conducted Power (dBm)	Scaling Factor	Power Drift (dB)	Measured SAR-10g (W/kg)	Scaled SAR-10g (W/kg)	Measured APD W/m^2 (4cm^2)	Scaled APD W/m^2 (4cm^2)	Grid Step [λ]	iPD [W/m2]	Scaling Factor for Measurement Uncertainty	Averaging Area [cm2]	Power Drift [dB]	Normal psPD [W/m2]	Scaled Normal psPD [W/m2]	Total psPD [W/m2]	Scaled Total psPD [W/m2]
	UNII-7	802.11ax HE160	Front Face	0	143	Argon	Ant 8+9	w/o	INDOOR/STP	2	100.00	1.00	15.50	15.31	1.04	-0.06	0.05	0.05	1.2	1.25	0.0555	5.95	1.545	4.00	0.03	0.624	0.96	0.978	1.57
	UNII-7	802.11ax HE160	Rear Face	0	143	Argon	Ant 8+9	w/o	INDOOR/STP	2	100.00	1.00	15.50	15.31	1.04	-0.14	0.074	0.08	1.76	1.83	0.0555	8.61	1.545	4.00	-0.08	0.903	1.4	1.41	2.27
	UNII-7	802.11ax HE160	Left Side	0	143	Argon	Ant 8+9	w/o	INDOOR/STP	2	100.00	1.00	15.50	15.31	1.04	-0.13	0.1	0.10	2.39	2.49	0.0555	10.99	1.545	4.00	0.18	1.15	1.78	1.8	2.89
	UNII-7	802.11ax HE160	Right Side	0	143	Argon	Ant 8+9	w/o	INDOOR/STP	2	100.00	1.00	15.50	15.31	1.04	-0.06	0.156	0.16	3.72	3.87	0.0555	17.67	1.545	4.00	-0.04	1.85	2.86	2.9	4.66
	UNII-7	802.11ax HE160	Top Side	0	143	Argon	Ant 8+9	w/o	INDOOR/STP	2	100.00	1.00	15.50	15.31	1.04	0.19	0.074	0.08	1.76	1.83	0.0555	9.21	1.545	4.00	-0.12	0.966	1.49	1.51	2.43
	UNII-7	802.11ax HE160	Bottom Side	0	143	Argon	Ant 8+9	w/o	INDOOR/STP	2	100.00	1.00	15.50	15.31	1.04	0	<0.001	0.00	0	0	0.0555	0	1.545	4.00	0	0	0	0	0
	UNII-7	802.11ax HE160	Right Side	0	143	Argon	Ant 8+9	1	INDOOR/STP	2	100.00	1.00	15.50	15.31	1.04	-0.13	0.074	0.08	1.78	1.85									
26	UNII-5	802.11ax HE160	Right Side	0	15	Argon	Ant 8+9	w/o	INDOOR/STP	2	100.00	1.00	15.50	14.36	1.30	0.08	0.21	0.27	5	6.5	0.0502	22.50	1.545	4.00	-0.05	2.36	3.65	3.7	7.43
	UNII-5	802.11ax HE160	Right Side	0	47	Argon	Ant 8+9	w/o	INDOOR/STP	2	100.00	1.00	15.50	14.48	1.26	-0.1	0.145	0.18	3.46	4.36	0.0515	17.22	1.545	4.00	-0.05	1.8	2.78	2.83	5.51
	UNII-5	802.11ax HE160	Right Side	0	79	Argon	Ant 8+9	w/o	INDOOR/STP	2	100.00	1.00	15.50	14.38	1.29	0.01	0.149	0.19	3.56	4.59	0.0529	18.23	1.545	4.00	0.01	1.91	2.95	2.99	5.96
	UNII-6	802.11ax HE160	Right Side	0	111	Argon	Ant 8+9	w/o	INDOOR	2	100.00	1.00	15.50	14.59	1.23	0.11	0.168	0.21	4	4.92	0.0542	20.69	1.545	4.00	-0.07	2.17	3.35	3.4	6.46
	UNII-7	802.11ax HE160	Right Side	0	175	Argon	Ant 8+9	w/o	INDOOR	2	100.00	1.00	15.50	15.24	1.06	-0.19	0.124	0.13	2.95	3.13									
	UNII-8	802.11ax HE160	Right Side	0	207	Argon	Ant 8+9	w/o	INDOOR	2	100.00	1.00	15.50	14.96	1.13	0.01	0.122	0.14	2.91	3.29	0.0582	15.99		4.00					
	UNII-5	802.11ax HE160	Right Side	0	15	Xenon	Ant 8+9	w/o	INDOOR/STP	2	100.00	1.00	15.50	14.36	1.30	-0.19	0.16	0.21	3.81	4.95	0.0502	20.99	1.545	4.00	0.05	2.19	3.38	3.45	6.93

Appendix H. Analysis of Simultaneous Transmission SAR and Total Exposure Ratio

The analysis of simultaneous transmission SAR are shown as below.

<Possibilities of Simultaneous Transmission>

The simultaneous transmission possibilities for this device are listed as below.

Simultaneous TX Combination	Capable Transmit Configurations	Head / Body-worn / Hotspot / Product Specific Exposure Condition
A	MAX WLAN 2.4G_Ant8+9 + NFC	Yes
B	MAX WLAN 5G_Ant8+9 + NFC	Yes
C	MAX WLAN 6G_Ant8+9 + NFC	Yes
D	MAX WLAN 2.4G_Ant9 + BT_Ant8 + NFC	Yes
E	MAX WLAN 5G_Ant8+9 + BT_Ant8 + NFC	Yes
F	MAX WLAN 6G_Ant8+9 + BT_Ant8 + NFC	Yes

Notes

1. The WLAN 2.4G, WLAN 5G, and WLAN 6G cannot transmit simultaneously.
2. Simultaneous TX Combination B can be coverd by E.
   Simultaneous TX Combination C can be coverd by F.

Simultaneous Transmission SAR Evaluation (Head)										
Position	1	2	3	4	5	6	A(2+6)	D(1+5+6)	E(3+5+6)	F(4+5+6)
	WLAN 2.4GHz Ant 9	WLAN 2.4GHz Ant 8+9	Max WLAN 5GHz Ant 8+9	Max WLAN 6GHz Ant 8+9	Max BT Ant 8	NFC	Summimg result 1g SAR W/kg	Summimg result 1g SAR W/kg	Summimg result 1g SAR W/kg	Summimg result 1g SAR W/kg
	1g SAR W/kg	1g SAR W/kg	1g SAR W/kg	1g SAR W/kg	1g SAR W/kg	1g SAR W/kg				
Right Cheek	0.19	0.28	0.38	0.09	0.02	N/A	0.28	0.21	0.40	0.11
Right Tilted	0.18	0.25	0.32	0.08	0.02	N/A	0.25	0.20	0.34	0.10
Left Cheek	0.49	0.73	0.66	0.19	0.05	N/A	0.73	0.54	0.71	0.24
Left Tilted	0.22	0.23	0.43	0.17	0.03	N/A	0.23	0.25	0.46	0.20

Simultaneous Transmission SAR Evaluation (Body-worn)										
Position	1	2	3	4	5	6	A(2+6)	D(1+5+6)	E(3+5+6)	F(4+5+6)
	WLAN 2.4GHz Ant 9	WLAN 2.4GHz Ant 8+9	Max WLAN 5GHz Ant 8+9	Max WLAN 6GHz Ant 8+9	Max BT Ant 8	NFC	Summimg result 1g SAR W/kg	Summimg result 1g SAR W/kg	Summimg result 1g SAR W/kg	Summimg result 1g SAR W/kg
	1g SAR W/kg	1g SAR W/kg	1g SAR W/kg	1g SAR W/kg	1g SAR W/kg	1g SAR W/kg				
Front Face	0.05	0.13	0.18	0.04	0.00	N/A	0.13	0.05	0.18	0.04
Rear Face	0.12	0.19	0.62	0.07	0.01	N/A	0.19	0.13	0.63	0.08

Simultaneous Transmission SAR Evaluation (Phablet)										
Position	1	2	3	4	5	6	A(2+6)	D(1+5+6)	E(3+5+6)	F(4+5+6)
	WLAN 2.4GHz Ant 9	WLAN 2.4GHz Ant 8+9	Max WLAN 5GHz Ant 8+9	Max WLAN 6GHz Ant 8+9	Max BT Ant 8	NFC	Summimg result 10g SAR W/kg	Summimg result 10g SAR W/kg	Summimg result 10g SAR W/kg	Summimg result 10g SAR W/kg
	1g SAR W/kg	1g SAR W/kg	1g SAR W/kg	1g SAR W/kg	1g SAR W/kg	1g SAR W/kg				
Front Face	0.31	0.35	0.31	0.05	0.02	0.00	0.35	0.33	0.33	0.07
Rear Face	0.47	0.56	1.03	0.08	0.02	0.00	0.56	0.49	1.05	0.10
Left Side	0.44	0.47	1.17	0.10	0.00	0.00	0.47	0.44	1.17	0.10
Right Side	0.33	0.36	2.13	0.27	0.03	0.00	0.36	0.36	2.16	0.30
Top Side	0.21	0.23	0.25	0.08	0.00	0.00	0.23	0.21	0.25	0.08
Bottom Side	0.08	0.09	0.32	0.00	0.00	0.00	0.09	0.08	0.32	0.00

Total Exposure Ratio (Head)				
Position	4	5	6	F(4+5+6)
	Max WLAN 6GHz Ant 8+9	Max BT Ant 8	NFC	Total Exposure Ratio
	4cm^2 W/m^2	1g SAR W/kg	1g SAR W/kg	
Right Cheek	1.77	0.02	N/A	0.19
Right Tilted	1.46	0.02	N/A	0.16
Left Cheek	3.62	0.05	N/A	0.39
Left Tilted	3.23	0.03	N/A	0.34

Total Exposure Ratio (Body-worn)				
Position	4	5	6	F(4+5+6)
	Max WLAN 6GHz Ant 8+9	Max BT Ant 8	NFC	Total Exposure Ratio
	$4cm^2$ W/m^2	1g SAR W/kg	1g SAR W/kg	
Front Face	0.45	0.00	N/A	0.05
Rear Face	0.81	0.01	N/A	0.09

Total Exposure Ratio (Phablet)				
Position	4	5	6	F(4+5+6)
	Max WLAN 6GHz Ant 8+9	Max BT Ant 8	NFC	Total Exposure Ratio
	$4cm^2$ W/m^2	1g SAR W/kg	1g SAR W/kg	
Front Face	1.57	0.02	0.00	0.16
Rear Face	2.27	0.02	0.00	0.23
Left Side	2.89	0.00	0.00	0.29
Right Side	7.43	0.03	0.00	0.75
Top Side	2.43	0.00	0.00	0.24
Bottom Side	0.00	0.00	0.00	0.00

Appendix K. Considerations Related to Bluetooth for Setup and Testing

This device has installed Bluetooth engineering testing software which can provide continuous transmitting RF signal. During Bluetooth SAR testing, this device was operated to transmit continuously at the maximum transmission duty with specified transmission mode, operating frequency, lowest data rate, and maximum output power.

The Bluetooth call box has been used during SAR measurement and the EUT was set to DH5 mode at the maximum output power. Its duty factor was calculated as below and the measured SAR for Bluetooth would be scaled to the 83.3% transmission duty factor to determine compliance.

The duty factor of Bluetooth signal are shown as below.

<Time-domain plot for Bluetooth transmission signal>

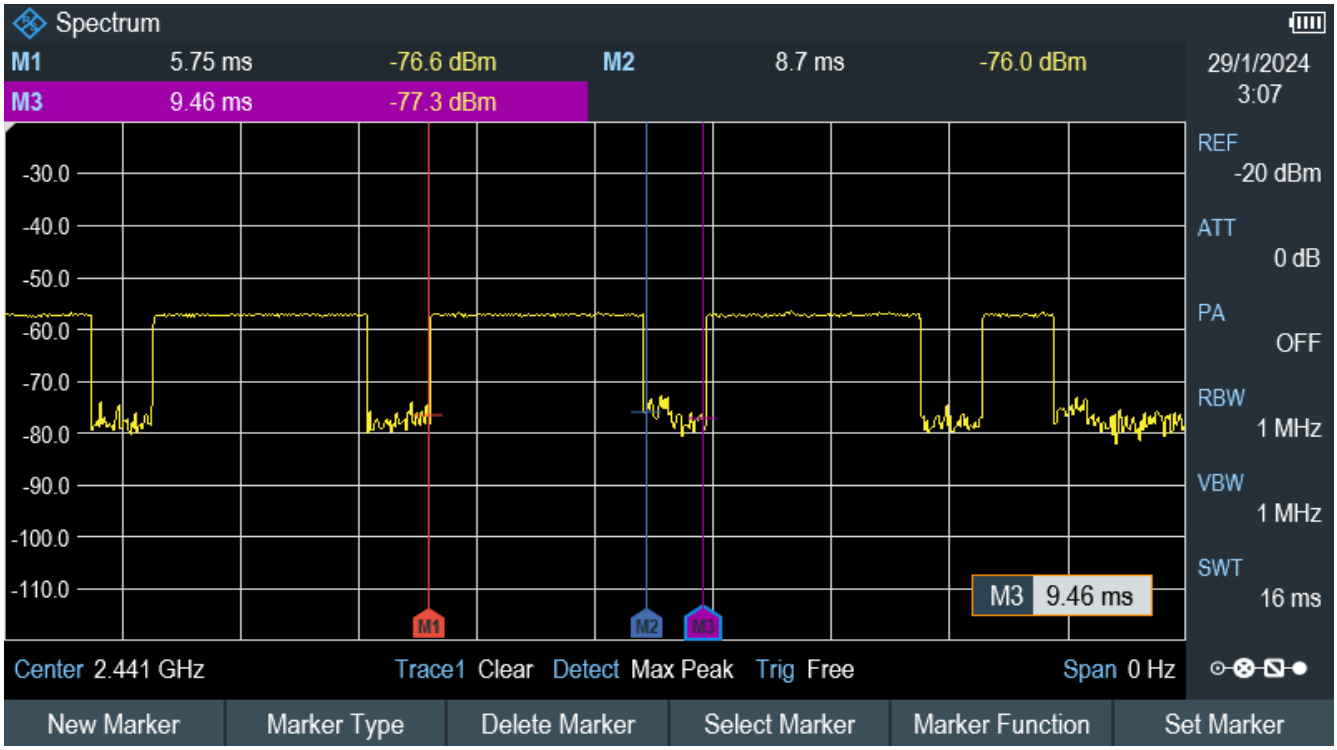

Time-domain plot for Bluetooth transmission signal

The duty factor of Bluetooth signal has been calculated as following.

Duty Factor = Pulse Width / Total Period = (8.7 - 5.75) / (9.46 - 5.75) = 79.51%