Annex 4: Test Setup Photographs to
T E S T R E P O R T
No.: 2-20842790-15-12a

According to:
FCC Regulations
Part 15.107
Part 15.109

IC-Regulations
ICES-003, Issue 6

for

Datalogic ADC S.r.l.

JOYA TOUCH
Type: P00AN04HL0GT0W7-GBB

FCC-ID: U4GJNGWB
IC: 3862E-JNGWB
PMN: JOYA TOUCH
HVIN: JNG P GUN

Laboratory Accreditation and Listings			
DAkkS Deutsche Akkreditierungsstelle D-PL-12047-01-01	MRA US-EU 0003	Industry Canada Reg. No.: 3462D-2 Reg. No.: 3462D-3	Voluntary Controls for Electromagnetic Emissions Reg. No.: R-2666 C-2914, T-1967, G-301
WiFi ALLIANCE AUTHORIZED RF LABORATORY	ctia Authorized™ Test Lab Lab Code: 20011130-00		
accredited according to DIN EN ISO/IEC 17025			

CETECOM GmbH
Laboratory Radio Communications & Electromagnetic Compatibility
Im Teelbruch 116 • 45219 Essen • Germany
Registered in Essen, Germany, Reg. No.: HRB Essen 8984
Tel.: + 49 (0) 20 54 / 95 19-954 • Fax: + 49 (0) 20 54 / 95 19-964
E-mail: info@cetecom.com • Internet: www.cetecom.com

The test results relate only to the individual items which have been tested. This report shall not be reproduced in parts without the written approval of the testing laboratory © Copyright: All rights reserved by CETECOM

Table of contents

1. TEST SET-UP PHOTOGRAPHS 3

1. Test set-up photographs

1.1. Photographs of measurement set-up AC-Power Line Conducted Emissions

Photograph 1: AC-Power Line Conducted Emissions set-up (overview_front side)

1.2. Photographs of measurement set-up 30 MHz to 1 GHz



Photograph 2: Radiated measurement set-up (overview_front side)_EUT 0º



Photograph 3: Radiated measurement set-up (overview_front side)_EUT 90º



Photograph 4: Radiated measurement set-up (close up view_front side)_EUT 0º



Photograph 5: Radiated measurement set-up (close up view_front side)_EUT 90º

1.3. Photographs of measurement set-up above 1 GHz



Photograph 6: Radiated measurement set-up (overview_front side)_EUT 0º



Photograph 7: Radiated measurement set-up (overview_front side)_EUT 90º

Photograph 8: Radiated measurement set-up (close up view_front side)_EUT 0º



Photograph 9: Radiated measurement set-up (close up view_front side)_EUT 90º