FCC Radio Test Report

FCC ID	:	U4GJT22WB
Equipment	:	Mobile computer with barcode reader
Brand Name	:	Datalogic
Model Name	:	JOYA TOUCH 22
Applicant	:	Datalogic S.r.l. Via S. Vitalino 13, Calderara di Reno, Italy
Manufacturer	:	Datalogic S.r.l. Via S. Vitalino 13, Calderara di Reno, Italy
Standard	:	47 CFR FCC Part 15.407

The product was received on Mar. 17, 2022, and testing was started from Mar. 17, 2022 and completed on Sep. 08, 2022. We, SPORTON INTERNATIONAL INC. Hsinhua Laboratory, would like to declare that the tested sample has been evaluated in accordance with the procedures given in ANSI C63.10-2013 and shown compliance with the applicable technical standards.

The test results in this report apply exclusively to the tested model / sample. Without written approval of SPORTON INTERNATIONAL INC. Hsinhua Laboratory, the test report shall not be reproduced except in full.

Approved by: Jackson Tsai

SPORTON INTERNATIONAL INC. Hsinhua Laboratory

No.52, Huaya 1st Rd., Guishan Dist., Taoyuan City 333411, Taiwan (R.O.C.)

Table of Contents

HISTORY OF THIS TEST REPORT 3

SUMMARY OF TEST RESULT 4

1 GENERAL DESCRIPTION 5

1.1 Information 5
1.2 Testing Applied Standards 8
1.3 Testing Location Information 8
1.4 Measurement Uncertainty 8

2 TEST CONFIGURATION OF EUT 9

2.1 Test Channel Mode 9
2.2 The Worst Case Measurement Configuration 11
2.3 Support Equipment 12
2.4 Test Setup Diagram 13

3 TRANSMITTER TEST RESULT 15

3.1 AC Power-line Conducted Emissions 15
3.2 Emission Bandwidth 17
3.3 Maximum Conducted Output Power 18
3.4 Peak Power Spectral Density 20
3.5 Unwanted Emissions 22

4 TEST EQUIPMENT AND CALIBRATION DATA 26

APPENDIX A. TEST RESULTS OF AC POWER-LINE CONDUCTED EMISSIONS

APPENDIX B. TEST RESULTS OF EMISSION BANDWIDTH

APPENDIX C. TEST RESULTS OF MAXIMUM CONDUCTED OUTPUT POWER

APPENDIX D. TEST RESULTS OF PEAK POWER SPECTRAL DENSITY

APPENDIX E. TEST RESULTS OF UNWANTED EMISSIONS

APPENDIX F. TEST RESULTS OF RADIATED EMISSION CO-LOCATION

APPENDIX G. TEST PHOTOS

PHOTOGRAPHS OF EUT V01

History of this test report

Report No.	Version	Description	Issued Date
FR222441-01AN	01	Initial issue of report	Oct. 18, 2022

Summary of Test Result

Report Clause	Ref. Std. Clause	Test Items	Result (PASS/FAIL)	Remark
1.1.2	15.203	Antenna Requirement	PASS	-
3.1	15.207	AC Power-line Conducted Emissions	PASS	-
3.2	15.407(a)	Emission Bandwidth	PASS	-
3.3	15.407(a)	Maximum Conducted Output Power	PASS	-
3.4	15.407(a)	Peak Power Spectral Density	PASS	-
3.5	15.407(b)	Unwanted Emissions	PASS	-

Declaration of Conformity:
The test results with all measurement uncertainty excluded are presented in accordance with the regulation limits or requirements declared by manufacturers.
Comments and explanations:
None

Reviewed by: Ben Tseng

Report Producer: Amber Chiu

1 General Description

1.1 Information

1.1.1 RF General Information

Frequency Range (MHz)	IEEE Std. 802.11	Ch. Frequency (MHz)	Channel Number
5150-5250	a, n (HT20), ac (VHT20)	5180-5240	36-48 [4]
5250-5350		5260-5320	52-64 [4]
5470-5725		5500-5700	100-140 [8]
Straddle 5720		5720	144 [1]
5725-5850		5745-5825	149-165 [5]
5150-5250	n (HT40), ac (VHT40)	5190-5230	38-46 [2]
5250-5350		5270-5310	54-62 [2]
5470-5725		5510-5670	102-134 [3]
Straddle 5710		5710	142 [1]
5725-5850		5755-5795	151-159 [2]
5150-5250	ac (VHT80)	5210	42 [1]
5250-5350		5290	58 [1]
5470-5725		5530	106 [1]
Straddle 5690		5690	138 [1]
5725-5850		5775	155 [1]

Band	Mode	BWch (MHz)	Nant
5.15-5.25GHz	802.11a	20	2TX
5.25-5.35GHz	802.11a	20	2TX
5.47-5.725GHz	802.11a	20	2TX
5.725-5.85GHz	802.11a	20	2TX
5.47-5.725GHz	802.11n HT20	20	2TX
5.47-5.725GHz	802.11n HT40	40	2TX
5.15-5.25GHz	802.11ac VHT20	20	2TX
5.25-5.35GHz	802.11ac VHT20	20	2TX
5.47-5.725GHz	802.11ac VHT20	20	2TX
5.725-5.85GHz	802.11ac VHT20	20	2TX
5.15-5.25GHz	802.11ac VHT40	40	2TX
5.25-5.35GHz	802.11ac VHT40	40	2TX
5.47-5.725GHz	802.11ac VHT40	40	2TX
5.725-5.85GHz	802.11ac VHT40	40	2TX

Band	Mode	BWch (MHz)	Nant
5.15-5.25GHz	802.11ac VHT80	80	2TX
5.25-5.35GHz	802.11ac VHT80	80	2TX
5.47-5.725GHz	802.11ac VHT80	80	2TX
5.725-5.85GHz	802.11ac VHT80	80	2TX

Note:
- 11a, HT20 and HT40 use a combination of OFDM-BPSK, QPSK, 16QAM, 64QAM modulation.
- VHT20, VHT40, VHT80 use a combination of OFDM-BPSK, QPSK, 16QAM, 64QAM, 256QAM modulation.
- BWch is the nominal channel bandwidth.

1.1.2 Antenna Information

Ant.	Brand	Model Name	Antenna Type	Antenna Technology	Connector	Support
1	Datalogic-USI	Joya Touch 22 main antenna	PIFA antenna	PCB dual band	N/A	2.4G+5G+BT
2	Datalogic-USI	Joya Touch 22 aux antenna	PIFA antenna	LDS dual band	N/A	2.4G+5G

Ant.	Port	Gain (dBi)					
		2.4G	BT	5G			
				U-NII-1	U-NII-2A	U-NII-2C	U-NII-3
1	1	0.8	0.8	2.1	3.2	3.4	1.8
2	2	1.2	-	2.0	2.6	3.8	3.2

Note 1: The EUT has two antennas.

For 2.4GHz function:

For IEEE 802.11 b/g/n mode (2TX/2RX)

Ant. 1 (port 1) and Ant. 2 (port 2) could transmit/receive simultaneously.

For BT function:

For IEEE 802.15.1 Bluetooth mode (1TX/1RX)

Ant. 1 (port 1) could transmit/receive.

For 5GHz function:

For IEEE 802.11 a/n/ac mode (2TX/2RX)

Ant. 1 (port 1) and Ant. 2 (port 2) could transmit/receive simultaneously.

1.1.3 EUT Information

Operational Condition				
EUT Power Type	From AC Adapter / Host system			
EUT Function	☐	Outdoor AP	☐	Indoor AP
	☐	Fixed P2P AP	☒	Client
Beamforming Function	☐	With beamforming	☒	Without beamforming
TPC Function	☒	With TPC Function	☐	Without TPC Function
Weather Band	☐	With 5600~5650MHz	☒	Without 5600~5650MHz

Type of EUT		
☒	Stand-alone	
☐	Combined (EUT where the radio part is fully integrated within another device)	
	Combined Equipment - Brand Name / Model No.:	…
☐	Plug-in radio (EUT intended for a variety of host systems)	
	Host System - Brand Name / Model No.:	
☐	Other:	

1.1.4 Mode Test Duty Cycle

Mode	DC	DCF(dB)	T(s)	VBW(Hz) ≥ 1/T
802.11a_Nss1,(6Mbps)_2TX	0.983	0.07	n/a (DC>=0.98)	n/a (DC>=0.98)
802.11n HT20_Nss1,(MCS0)_2TX	0.983	0.07	n/a (DC>=0.98)	n/a (DC>=0.98)
802.11n HT40_Nss1,(MCS0)_2TX	0.965	0.15	929.375u	3k
802.11ac VHT20_Nss1,(MCS0)_2TX	0.983	0.07	n/a (DC>=0.98)	n/a (DC>=0.98)
802.11ac VHT40_Nss1,(MCS0)_2TX	0.965	0.15	937.188u	3k
802.11ac VHT80_Nss1,(MCS0)_2TX	0.929	0.32	456.875u	3k

Note. If DC < 0.98, the DCF was added while measuring Output power and PSD.

1.1.5 Table for Multiple Listing

The model types in the following table are all refer to the identical product.

Model Name	Type	Description
JOYA TOUCH 22	Palm	Hand Held Variant, related to the variant with hand-held form factor
	Pistol	Gun variant, related to the variant with pistol grip form factor

1.2 Testing Applied Standards

According to the specifications of the manufacturer, the EUT must comply with the requirements of the following standards:

- 47 CFR FCC Part 15
- ANSI C63.10-2013
- KDB 789033 D02 v02r01

The following reference test guidance is not within the scope of accreditation of TAF:

- KDB 662911 D01 v02r01
- KDB 414788 D01 v01r01

1.3 Testing Location Information

Test Lab. : Sporton International Inc. Hsinhua Laboratory				
☒ Hsinhua (**TAF:** 3785)	**ADD:** No.52, Huaya 1st Rd., Guishan Dist., Taoyuan City 333411, Taiwan (R.O.C.)			
	TEL: 886-3-327-3456		**FAX:** 886-3-327-0973	
Test site Designation No. TW3785 with FCC.				
Test Condition	**Test Site No.**	**Test Engineer**	**Test Environment**	**Test Date**
AC Conduction	CO04-HY	Billy Wang	21.6~22.0°C / 59~60%	29/Mar/2022~30/Mar/2022
RF Conducted	TH06-HY	Johnny Yu	22.4~25.5°C / 53~59%	17/Mar/2022~02/Aug/2022
Radiated (Co-location)	03CH03-HY	Edward Wang	23~25°C / 54~60%	07/Sep/2022~08/Sep/2022
☒ Wen 33rd.St. (**TAF:** 3785)	**ADD:** No.14-1, Ln. 19, Wen 33rd St., Guishan Dist., Taoyuan City 333010, Taiwan (R.O.C.)			
	TEL: 886-3-318-0787		**FAX:** 886-3-318-0287	
Test site Designation No. TW0008 with FCC.				
Test Condition	**Test Site No.**	**Test Engineer**	**Test Environment**	**Test Date**
Radiated	03CH09-HY	Lego Lin	22.1~25.3°C / 53~60%	09/Jun/2022~18/Jun/2022

1.4 Measurement Uncertainty

ISO/IEC 17025 requires that an estimate of the measurement uncertainties associated with the emissions test results be included in the report. The measurement uncertainties given below are based on a 95% confidence level (based on a coverage factor (k=2)

Test Items	**Uncertainty**	**Remark**
AC Power-line Conducted Emissions	4.53 dB	Confidence levels of 95%
Emission Bandwidth	3 MHz	Confidence levels of 95%
Maximum Conducted Output Power	2 dB	Confidence levels of 95%
Power Spectral Density	2 dB	Confidence levels of 95%
Unwanted Emissions	4.8 dB	Confidence levels of 95%
Receiver Radiated Unwanted Emissions	4.8 dB	Confidence levels of 95%
Temperature	0.41 °C	Confidence levels of 95%
Humidity	3.4 %	Confidence levels of 95%

2 Test Configuration of EUT

2.1 Test Channel Mode

Test Software Version	Qdart_conn.win.1.0_installer_00076.1

Mode	Power Setting
802.11a_Nss1,(6Mbps)_2TX	-
5180MHz	16.5
5200MHz	16.5
5240MHz	16.5
5260MHz	16.5
5300MHz	16.5
5320MHz	16.5
5500MHz	15
5580MHz	17
5700MHz	13.5
5720MHz Straddle 5.47-5.725GHz	17.5
5720MHz Straddle 5.725-5.85GHz	17.5
5745MHz	16.5
5785MHz	17
5825MHz	17
802.11n HT20_Nss1,(MCS0)_2TX	-
5500MHz	18
5580MHz	16.5
5700MHz	17.5
5720MHz Straddle 5.47-5.725GHz	17.5
802.11n HT40_Nss1,(MCS0)_2TX	-
5510MHz	16
5550MHz	15.5
5670MHz	16
5710MHz Straddle 5.47-5.725GHz	15.5
802.11ac VHT20_Nss1,(MCS0)_2TX	-
5180MHz	16.5
5200MHz	16.5
5240MHz	16.5
5260MHz	16.5

Mode	Power Setting
5300MHz	16.5
5320MHz	16.5
5500MHz	14
5580MHz	17
5700MHz	13
5720MHz Straddle 5.47-5.725GHz	17.5
5720MHz Straddle 5.725-5.85GHz	17.5
5745MHz	16
5785MHz	16
5825MHz	16.5
802.11ac VHT40_Nss1,(MCS0)_2TX	-
5190MHz	14.5
5230MHz	14
5270MHz	15.5
5310MHz	12.5
5510MHz	13
5550MHz	15.5
5670MHz	15
5710MHz Straddle 5.47-5.725GHz	15.5
5710MHz Straddle 5.725-5.85GHz	15.5
5755MHz	15
5795MHz	15
802.11ac VHT80_Nss1,(MCS0)_2TX	-
5210MHz	15
5290MHz	11.5
5530MHz	16
5690MHz Straddle 5.47-5.725GHz	14.5
5690MHz Straddle 5.725-5.85GHz	14.5
5775MHz	14.5

2.2 The Worst Case Measurement Configuration

The Worst Case Mode for Following Conformance Tests	
Tests Item	AC power-line conducted emissions
Condition	AC power-line conducted measurement for line and neutral Test Voltage: 120Vac / 60Hz
Operating Mode	CTX
1	Adapter Mode

The Worst Case Mode for Following Conformance Tests	
Tests Item	Emission Bandwidth Maximum Conducted Output Power Peak Power Spectral Density
Test Condition	Conducted measurement at transmit chains

The Worst Case Mode for Following Conformance Tests			
Tests Item	Unwanted Emissions		
Test Condition	Radiated measurement If EUT consist of multiple antenna assembly (multiple antenna are used in EUT regardless of spatial multiplexing MIMO configuration), the radiated test should be performed with highest antenna gain of each antenna type.		
Operating Mode < 1GHz	CTX		
1	Adapter Mode		
2	USB Mode		
Operating Mode > 1GHz	CTX		
Orthogonal Planes of EUT	**X Plane**	**Y Plane**	**Z Plane**
Worst Planes of EUT	V(GUN)		

The Worst Case Mode for Following Conformance Tests	
Tests Item	Simultaneous Transmission Analysis
Test Condition	Radiated measurement
Operating Mode	Normal Link
1	Bluetooth+WLAN 2.4GHz
2	Bluetooth+WLAN 5GHz
Refer to Sporton Test Report No.: FA222441-02 for Co-location RF Exposure Evaluation and Appendix F for Radiated Emission Co-location.	

2.3 Support Equipment

Support Equipment – AC Conduction					
No.	Equipment	Brand Name	Model Name	FCC ID	Remark
1	Adapter	BIron	BI24-050300-I	-	Provided by Customer

Support Equipment – Conducted					
No.	Equipment	Brand Name	Model Name	FCC ID	Remark
1	Notebook	DELL	E5410	-	-
2	Adapter for NB	DELL	HA65NM130	-	-

Support Equipment – Radiated					
No.	Equipment	Brand Name	Model Name	FCC ID	Remark
1	NB	HP	5220M	-	-
2	Adapter for NB	HP	PPP012L-E	-	-
3	Adapter	Apple	A1385	-	-
4	USB cable	-	-	-	Provided by Customer

2.4 Test Setup Diagram

Test Setup Diagram – AC Line Conducted Emission Test

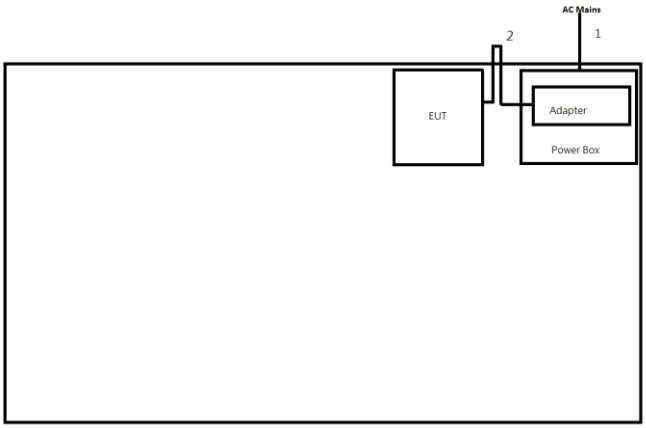

Item	Connection	Shielded	Length(m)	Remark
1	AC Power cable	No	1.8	-
2	DC Power cable	No	1.5	-

Test Setup Diagram - Radiated Test Adapter Mode

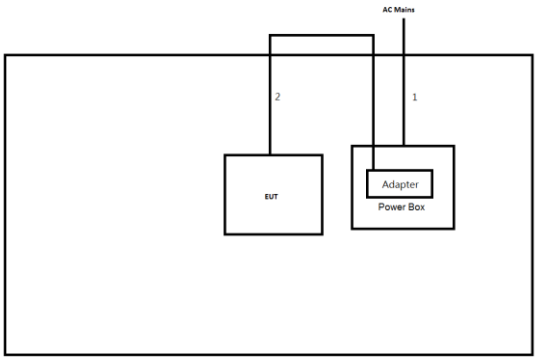

Item	Connection	Shielded	Length(m)	Remark
1	AC Power cable	No	1.8	-
2	USB cable	No	1.6	-

Test Setup Diagram - Radiated Test USB Mode

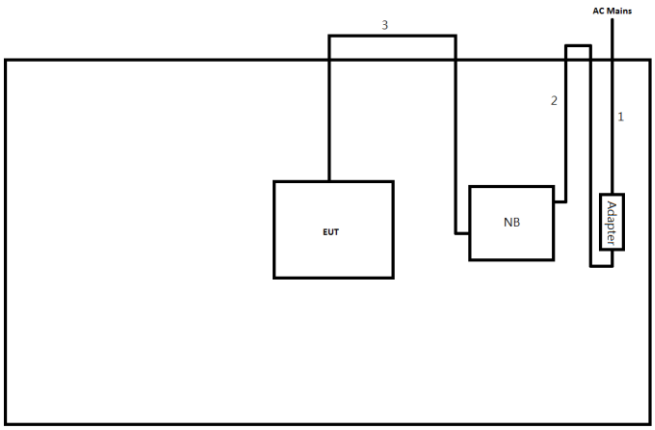

Item	Connection	Shielded	Length(m)	Remark
1	AC Power cable	No	1.8	-
2	DC Power cable	No	1.5	-
3	USB cable	No	1.6	-

3 Transmitter Test Result

3.1 AC Power-line Conducted Emissions

3.1.1 AC Power-line Conducted Emissions Limit

AC Power-line Conducted Emissions Limit		
Frequency Emission (MHz)	**Quasi-Peak**	**Average**
0.15-0.5	66 - 56 *	56 - 46 *
0.5-5	56	46
5-30	60	50
Note 1: * Decreases with the logarithm of the frequency.		

3.1.2 Measuring Instruments

Refer a test equipment and calibration data table in this test report.

3.1.3 Test Procedures

Test Method
☒ Refer as ANSI C63.10-2013, clause 6.2 for AC power-line conducted emissions.

3.1.4 Measurement Results Calculation

The measured Level is calculated using:
Corrected Reading: Raw(Read Level) +LISN(LISN Factor) + CL(Cable Loss) + AT(Attenuator).

3.1.5 Test Setup

AC Power-line Conducted Emissions

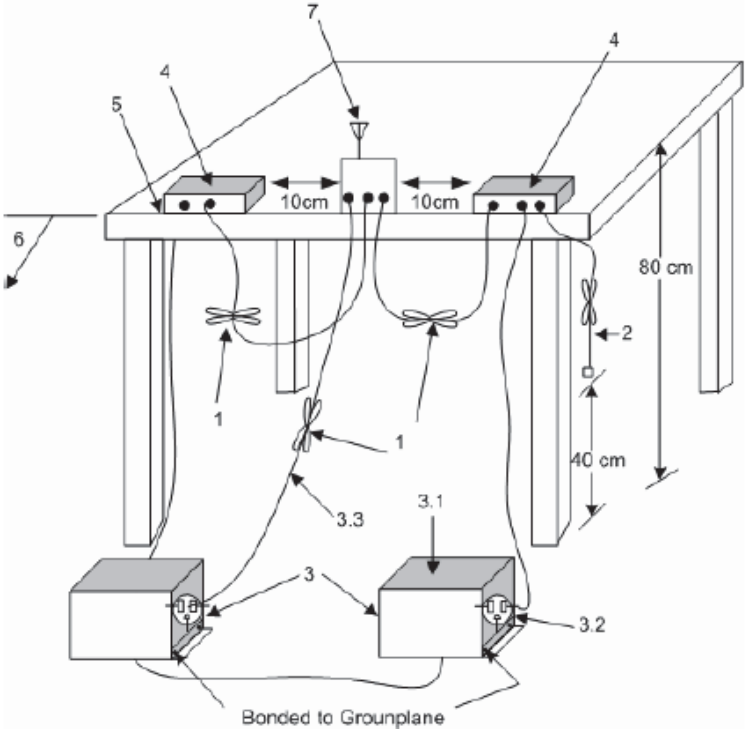

1—Interconnecting cables that hang closer than 40 cm to the ground plane shall be folded back and forth in the center forming a bundle 30 cm to 40 cm long.
2—The I/O cables that are not connected to an accessory shall be bundled in the center. The end of the cable may be terminated, if required, using the correct terminating impedance. The overall length shall not exceed 1 m.
3—EUT connected to one LISN. Unused LISN measuring port connectors shall be terminated in 50Ω loads. LISN may be placed on top of, or immediately beneath, reference ground plane.
3.1—All other equipment powered from additional LISN(s).
3.2—A multiple-outlet strip may be used for multiple power cords of non-EUT equipment.
3.3—LISN at least 80 cm from nearest part of EUT chassis.
4—Non-EUT components of EUT system being tested.
5—Rear of EUT, including peripherals, shall all be aligned and flush with edge of tabletop.
6—Edge of tabletop shall be 40 cm removed from a vertical conducting plane that is bonded to the ground plane.
7—Antenna can be integral or detachable. If detachable, then the antenna shall be attached for this test.

3.1.6 Test Result of AC Power-line Conducted Emissions

Refer as Appendix A

3.2 Emission Bandwidth

3.2.1 Emission Bandwidth Limit

Emission Bandwidth Limit
UNII Devices
☒ For the 5.15-5.25 GHz band, N/A
☒ For the 5.25-5.35 GHz band, N/A
☒ For the 5.47-5.725 GHz band, N/A
☒ For the 5.725-5.85 GHz band, 6 dB emission bandwidth ≥ 500kHz.

3.2.2 Measuring Instruments

Refer a test equipment and calibration data table in this test report.

3.2.3 Test Procedures

Test Method	
▪ For the emission bandwidth shall be measured using one of the options below:	
	☒ Refer as KDB 789033, clause C for EBW and clause D for OBW measurement.
	☐ Refer as ANSI C63.10, clause 6.9.3 for occupied bandwidth testing.
	☐ Refer as IC RSS-Gen, clause 6.7 for bandwidth testing.

3.2.4 Test Setup

Emission Bandwidth

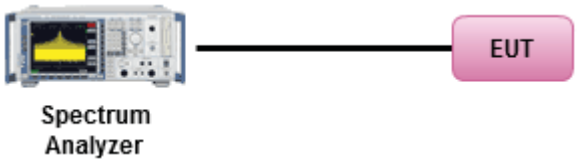

3.2.5 Test Result of Emission Bandwidth

Refer as Appendix B

3.3 Maximum Conducted Output Power

3.3.1 Maximum Conducted Output Power Limit

Maximum Conducted Output Power Limit	
UNII Devices	
☒	For the 5.15-5.25 GHz band:
	▪ Outdoor AP: the maximum conducted output power (P_{Out}) shall not exceed the lesser of 1 W. If G_{TX} > 6 dBi, then P_{Out} = 30 – (G_{TX} – 6). e.i.r.p. at any elevation angle above 30 degrees ≤ 125mW [21dBm]
	▪ Indoor AP: the maximum conducted output power (P_{Out}) shall not exceed the lesser of 1 W. If G_{TX} > 6 dBi, then P_{Out} = 30 – (G_{TX} – 6)
	▪ Point-to-point AP: the maximum conducted output power (P_{Out}) shall not exceed the lesser of 1 W If G_{TX} > 23 dBi, then P_{Out} = 30 – (G_{TX} – 23).
	▪ Mobile or Portable Client: the maximum conducted output power (P_{Out}) shall not exceed the lesser of 250 mW. If G_{TX} > 6 dBi, then P_{Out} = 24 – (G_{TX} – 6).
☒	For the 5.25-5.35 GHz band, the maximum conducted output power (P_{Out}) shall not exceed the lesser of 250 mW or 11 dBm + 10 log B, where B is the 26 dB emission bandwidth in MHz. If G_{TX} > 6 dBi, then P_{Out} = 24 – (G_{TX} – 6).
☒	For the 5.47-5.725 GHz band, the maximum conducted output power (P_{Out}) shall not exceed the lesser of 250 mW or 11 dBm + 10 log B, where B is the 26 dB emission bandwidth in MHz. If G_{TX} > 6 dBi, then P_{Out} = 24 – (G_{TX} – 6).
☒	For the 5.725-5.85 GHz band:
	▪ Point-to-multipoint systems (P2M): the maximum conducted output power (P_{Out}) shall not exceed the lesser of 1 W. If G_{TX} > 6 dBi, then P_{Out} = 30 – (G_{TX} – 6).
	▪ Point-to-point systems (P2P): the maximum conducted output power (P_{Out}) shall not exceed the lesser of 1 W.
P_{Out} = maximum conducted output power in dBm, **G_{TX}** = the maximum transmitting antenna directional gain in dBi.	

3.3.2 Measuring Instruments

Refer a test equipment and calibration data table in this test report.

3.3.3 Test Procedures

Test Method	
▪ Maximum Conducted Output Power	
	Duty cycle ≥ 98%
	☒ Refer as KDB 789033, clause E Method SA-2 (spectral trace averaging).
	Duty cycle < 98%
	☒ Refer as KDB 789033, clause E Method SA-2 Alt. (RMS detection with slow sweep speed)
	Wideband RF power meter and average over on/off periods with duty factor
	☒ Refer as KDB 789033, clause E Method PM (using an RF average power meter).
▪ For conducted measurement.	
	▪ If the EUT supports multiple transmit chains using options given below: Refer as KDB 662911, In-band power measurements. Using the measure-and-sum approach, measured all transmit ports individually. Sum the power (in linear power units e.g., mW) of all ports for each individual sample and save them.
	▪ If multiple transmit chains, EIRP calculation could be following as methods: $P_{total} = P_1 + P_2 + \ldots + P_n$ (calculated in linear unit [mW] and transfer to log unit [dBm]) $EIRP_{total} = P_{total} + DG$

3.3.4 Test Setup

For Straddle channel

RF Output Power (Spectrum Analyzer)


For Other channel

RF Output Power (Power Meter)
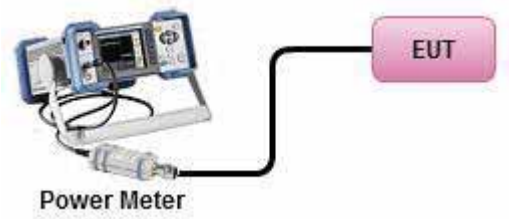

3.3.5 Test Result of Maximum Conducted Output Power

Refer as Appendix C

3.4 Peak Power Spectral Density

3.4.1 Peak Power Spectral Density Limit

Peak Power Spectral Density Limit	
UNII Devices	
☒	For the 5.15-5.25 GHz band:
	▪ Outdoor AP: the peak power spectral density (PPSD) shall not exceed the lesser of 17dBm/MHz. If G_{TX} > 6 dBi, then P_{Out} = 17 – (G_{TX} – 6).
	▪ Indoor AP: the peak power spectral density (PPSD) shall not exceed the lesser of 17dBm/MHz. If G_{TX} > 6 dBi, then P_{Out} = 17 – (G_{TX} – 6).
	▪ Point-to-point AP: the peak power spectral density (PPSD) shall not exceed the lesser of 17dBm/MHz. If G_{TX} > 23 dBi, then P_{Out} = 17 – (G_{TX} – 23).
	▪ Mobile or Portable Client: the peak power spectral density (PPSD) ≤ 11 dBm/MHz. If G_{TX} > 6 dBi, then PPSD= 11 – (G_{TX} – 6)..
☒	For the 5.25-5.35 GHz band, the peak power spectral density (PPSD) ≤ 11 dBm/MHz. If G_{TX} > 6 dBi, then PPSD= 11 – (G_{TX} – 6).
☒	For the 5.47-5.725 GHz band, the peak power spectral density (PPSD) ≤ 11 dBm/MHz. If G_{TX} > 6 dBi, then PPSD= 11 – (G_{TX} – 6).
☒	For the 5.725-5.85 GHz band:
	▪ Point-to-multipoint systems (P2M): the peak power spectral density (PPSD) ≤ 30 dBm/500kHz. If G_{TX} > 6 dBi, then PPSD= 30 – (G_{TX} – 6).
	▪ Point-to-point systems (P2P): the peak power spectral density (PPSD) ≤ 30 dBm/500kHz.
PPSD = peak power spectral density that he same method as used to determine the conducted output power shall be used to determine the power spectral density. And power spectral density in dBm/MHz **G_{TX}** = the maximum transmitting antenna directional gain in dBi.	

3.4.2 Measuring Instruments

Refer a test equipment and calibration data table in this test report.

3.4.3 Test Procedures

Test Method		
▪ Peak power spectral density procedures that the same method as used to determine the conducted output power shall be used to determine the peak power spectral density and use the peak search function on the spectrum analyzer to find the peak of the spectrum. For the peak power spectral density shall be measured using below options:		
	☐ Refer as KDB 789033, F)5) power spectral density can be measured using resolution bandwidths < 1 MHz provided that the results are integrated over 1 MHz bandwidth	
	Duty cycle ≥ 98%	
	☒ Refer as KDB 789033, clause E Method SA-2 (spectral trace averaging).	
	Duty cycle < 98%	
	☒ Refer as KDB 789033, clause E Method SA-2 Alt. (RMS detection with slow sweep speed)	
▪ For conducted measurement.		
	▪ If the EUT supports multiple transmit chains using options given below:	
		▪ Measure and sum the spectra across the outputs. Refer as KDB 662911, In-band power spectral density (PSD). Sample all transmit ports simultaneously using a spectrum analyzer for each transmit port. Where the trace bin-by-bin of each transmit port summing can be performed. (i.e., in the first spectral bin of output 1 is summed with that in the first spectral bin of output 2 and that from the first spectral bin of output 3, and so on up to the NTX output to obtain the value for the first frequency bin of the summed spectrum.). Add up the amplitude (power) values for the different transmit chains and use this as the new data trace.
	▪	If multiple transmit chains, EIRP PPSD calculation could be following as methods: $PPSD_{total} = PPSD_1 + PPSD_2 + \ldots + PPSD_n$ (calculated in linear unit [mW] and transfer to log unit [dBm]) $EIRP_{total} = PPSD_{total} + DG$

3.4.4 Test Setup

Power Spectral Density


3.4.5 Test Result of Peak Power Spectral Density

Refer as Appendix D

3.5 Unwanted Emissions

3.5.1 Transmitter Radiated Unwanted Emissions Limit

Unwanted emissions below 1 GHz and restricted band emissions above 1GHz limit			
Frequency Range (MHz)	**Field Strength (uV/m)**	**Field Strength (dBuV/m)**	**Measure Distance (m)**
0.009~0.490	2400/F(kHz)	48.5 - 13.8	300
0.490~1.705	24000/F(kHz)	33.8 - 23	30
1.705~30.0	30	29	30
30~88	100	40	3
88~216	150	43.5	3
216~960	200	46	3
Above 960	500	54	3

Note 1: Test distance for frequencies at or above 30 MHz, measurements may be performed at a distance other than the limit distance provided they are not performed in the near field and the emissions to be measured can be detected by the measurement equipment. When performing measurements at a distance other than that specified, the results shall be extrapolated to the specified distance using an extrapolation factor of 20 dB/decade (inverse of linear distance for field-strength measurements, inverse of linear distance-squared for power-density measurements).

Note 2: Test distance for frequencies at below 30 MHz, measurements may be performed at a distance closer than the EUT limit distance; however, an attempt should be made to avoid making measurements in the near field. When performing measurements below 30 MHz at a closer distance than the limit distance, the results shall be extrapolated to the specified distance by either making measurements at a minimum of two or more distances on at least one radial to determine the proper extrapolation factor or by using the square of an inverse linear distance extrapolation factor (40 dB/decade). The test report shall specify the extrapolation method used to determine compliance of the EUT.

Note 3: Using the distance of 1m during the test for above 18 GHz, and the test value to correct for the distance factor at 3m.

Un-restricted band emissions above 1GHz Limit	
Operating Band	**Limit**
5.15 - 5.25 GHz	e.i.r.p. -27 dBm [68.2 dBuV/m@3m]
5.25 - 5.35 GHz	e.i.r.p. -27 dBm [68.2 dBuV/m@3m]
5.47 - 5.725 GHz	e.i.r.p. -27 dBm [68.2 dBuV/m@3m]
5.725 - 5.85 GHz	5.650-5700 GHz: e.i.r.p. -27 ~ 10 dBm [68.2 ~ 105.2 dBuV/m@3m] 5.700-5720 GHz: e.i.r.p. 10 ~ 15.6 dBm [105.2 ~ 110.8 dBuV/m@3m] 5.720-5725 GHz: e.i.r.p. 15.6 ~ 27 dBm [110.8 ~ 122.2 dBuV/m@3m] 5.850-5.855 GHz: e.i.r.p. 27 ~ 15.6 dBm [122.2 ~ 110.8 dBuV/m@3m] 5.855-5.875 GHz: e.i.r.p. 15.6 ~ 10 dBm [110.8 ~ 105.2 dBuV/m@3m] 5.875-5.925 GHz: e.i.r.p. 10 ~ -27 dBm [105.2 ~ 68.2dBuV/m@3m] Other un-restricted band: e.i.r.p. -27 dBm [68.2 dBuV/m@3m]

Note 1: Measurements may be performed at a distance other than the limit distance provided they are not performed in the near field and the emissions to be measured can be detected by the measurement equipment. When performing measurements at a distance other than that specified, the results shall be extrapolated to the specified distance using an extrapolation factor of 20 dB/decade (inverse of linear distance for field-strength measurements, inverse of linear distance-squared for power-density measurements).

3.5.2 Measuring Instruments

Refer a test equipment and calibration data table in this test report.

3.5.3 Test Procedures

Test Method		
▪ Measurements may be performed at a distance other than the limit distance provided they are not performed in the near field and the emissions to be measured can be detected by the measurement equipment. Measurements shall not be performed at a distance greater than 30 m for frequencies above 30 MHz, unless it can be further demonstrated that measurements at a distance of 30 m or less are impractical. When performing measurements at a distance other than that specified, the results shall be extrapolated to the specified distance using an extrapolation factor of 20 dB/decade (inverse of linear distance for field-strength measurements, inverse of linear distance-squared for power-density measurements).		
▪ The average emission levels shall be measured in [duty cycle ≥ 98 or duty factor].		
▪ For the transmitter unwanted emissions shall be measured using following options below:		
	▪ Refer as KDB 789033, clause G)2) for unwanted emissions into non-restricted bands.	
	▪ Refer as KDB 789033, clause G)1) for unwanted emissions into restricted bands.	
		☒ Refer as KDB 789033, G)6) Method VB (ANSI C63.10, clause 4.1.4.2.3), Reduced VBW.
		☒ Refer as KDB 789033, clause G)5) (ANSI C63.10, clause 4.1.4.2.2), measurement procedure peak limit.
▪ For radiated measurement.		
	▪ Refer as ANSI C63.10, clause 6.4 for radiated emissions below 30 MHz and test distance is 3m.	
	▪ Refer as ANSI C63.10, clause 6.5 for radiated emissions 30 MHz to 1 GHz and test distance is 3m.	
	▪ Refer as ANSI C63.10, clause 6.6 for radiated emissions above 1GHz.	
▪ The any unwanted emissions level shall not exceed the fundamental emission level.		
▪ All amplitude of spurious emissions that are attenuated by more than 20 dB below the permissible value has no need to be reported.		
▪ Use the following spectrum analyzer settings:		
	▪ Set RBW=100 kHz for f < 1 GHz; VBW=3 * RBW; Sweep = auto; Detector function = peak; Trace = max hold.	
	▪ Set RBW = 1 MHz, VBW= 3MHz for f ≥ 1 GHz for peak measurement. For average measurement, refer as 1.1.4.	
▪ KDB 414788 Open-Field Test Sites and Chamber Correlation Justification.		
	▪ Based on FCC 15.31(f)(2): measurements may be performed at a distance closer than that specified in regulations; however, an attempt should be made to avoid making measurements in the near field.	
	▪ Open-field site and chamber correlation testing had been performed and chamber measured test result is the worst case test result.	

3.5.4 Measurement Results Calculation

The measured Level is calculated using:
Corrected Reading: Raw(Read Level) + AF(Antenna Factor) + CL(Cable Loss) - PA(Preamp Factor)

3.5.5 Test Setup

Transmitter Radiated Unwanted Emissions

9kHz ~30MHz

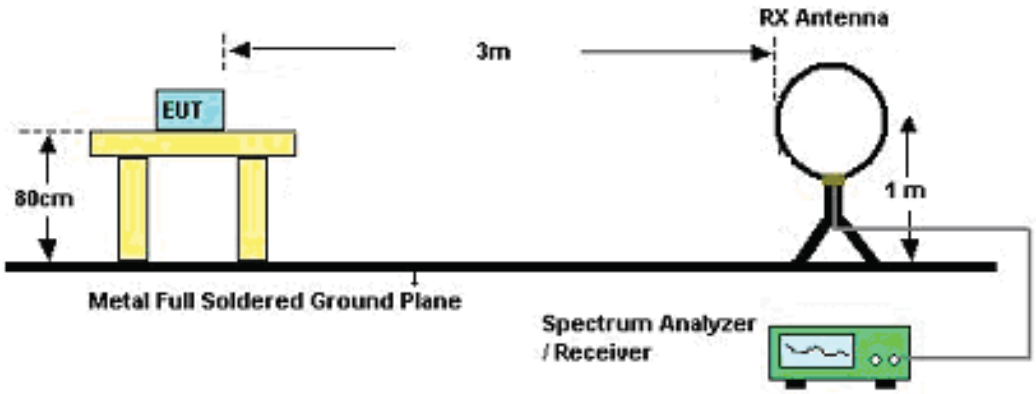

30MHz~1GHz

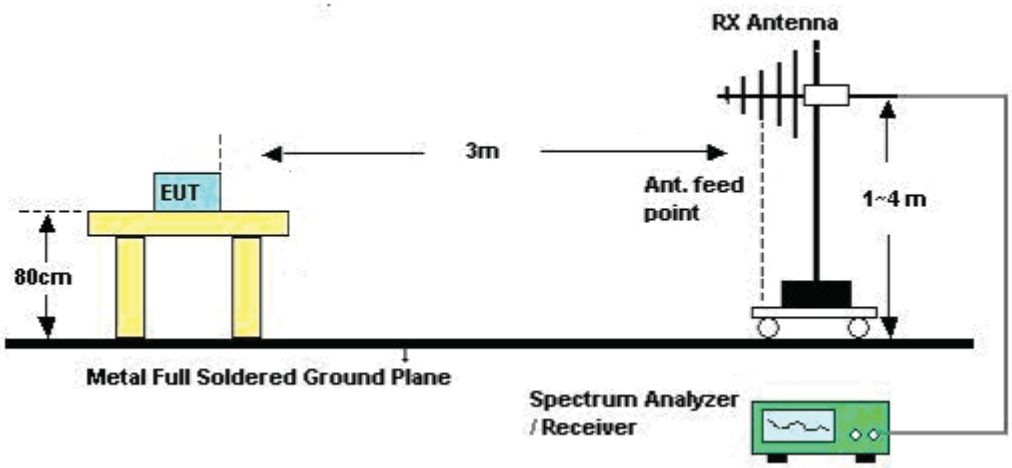

Above 1GHz

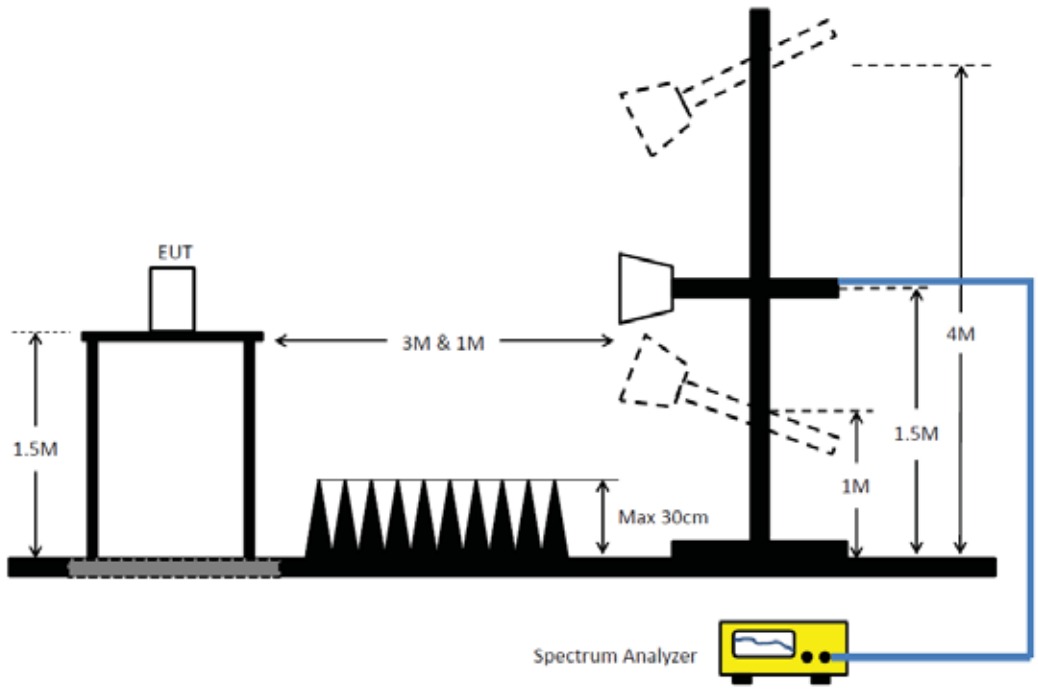

3.5.6 Transmitter Unwanted Emissions (Below 30MHz)

The amplitude of spurious emissions which are attenuated by more than 20dB below the permissible value has no need to be reported.

3.5.7 Test Result of Transmitter Unwanted Emissions

Refer as Appendix E

4 Test Equipment and Calibration Data

Instrument for AC Conduction

Instrument	Manufacturer /Brand	Model No.	Serial No.	Spec.	Calibration Date	Calibration Due Date
EMI Test Receiver	R&S	ESR3	102051	9kHz ~ 3.6GHz	21/May/2021	20/May/2022
Two-Line V-Network	R&S	ENV 216	100003	9kHz ~ 30MHz	18/Feb/2022	17/Feb/2023
RF Cable 5m	TITAN	TITAN	CO04-cable-01	9 kHz~200MHz	01/Mar/2022	28/Feb/2023
Impuls Begrenzer Pulse Limiter	SCHWARZBECK	VTSD 9561-F	9561-F041	9kHz ~ 30MHz	26/Oct/2021	25/Oct/2022
Software	Sporton	SENSE-EMI	V5.10.7	-	NCR	NCR

NCR: No Calibration Required

Instrument for Conducted Test

Instrument	Manufacturer /Brand	Model No.	Serial No.	Spec.	Calibration Date	Calibration Due Date
Signal Analyzer	R&S	FSV 40	101029	10Hz~40GHz	20/Oct/2021	19/Oct/2022
SMB100A Signal Generator	R&S	SMB100A	181147	100kHz~40GHz	21/Oct/2021	20/Oct/2022
Pulse Sensor	Anritsu	MA2411B	1339407	300MHz~40GHz	17/Dec/2021	16/Dec/2022
Power Meter	Anritsu	ML2495A	1517010	300MHz~40GHz	20/Dec/2021	19/Dec/2022
SENSE-15407_NII	Sporton	V5.10.7.20	N/A	N/A	N/A	N/A

Instrument for Radiated Test (03CH03-HY)

Instrument	Manufacturer /Brand	Model No.	Serial No.	Spec.	Calibration Date	Calibration Due Date
3m Semi Anechoic Chamber	SIDT FRANKONIA	SAC-3M	03CH03-HY	1GHz~18GHz 3m	02/Aug/2022	01/Aug/2023
Signal Analyzer	R&S	FSV40	101500	10Hz~40GHz	12/Oct/2021	11/Oct/2022
Microwave Preamplifier	Agilent	8449BA	3008A02326	1 GHz ~ 26.5 GHz	14/Jul/2022	13/Jul/2023
Double Ridged Guide Horn Antenna	SCHWARZBECK	BBHA 9120 D	02267	1GHz ~18GHz	14/Sep/2021	13/Sep/2022
RF CABLE 5+6m	HUBER+SUHNER	SUOFLEX 104	03CH03-cable-01	1GHz~40GHz	27/Jul/2022	26/Jul/2023
Broadband Horn Antenna	SCHWARZBECK	BBHA 9170	BBHA 9170221	15GHz~40GHz	18/Mar/2022	17/Mar/2023
Microwave Premplifier	EMC INSTRUMENTS	EM18G40G	060604	18GHz ~ 40GHz	08/Mar/2022	07/Mar/2023
SENSE-EMI	Sporton	V5.10.8.6	NA	NA	NA	NA

Instrument for Radiated Test

Instrument	Manufacturer /Brand	Model No.	Serial No.	Spec.	Calibration Date	Calibration Due Date
3m Semi Anechoic Chamber	TDK	SAC-3M	03CH09-HY	30MHz~1GHz 3m	25/Mar/2022	24/Mar/2023
3m Semi Anechoic Chamber	TDK	SAC-3M	03CH09-HY	1GHz~18GHz 3m	17/Mar/2022	16/Mar/2023
EXA Signal Analyzer	KEYSIGHT	N9010A	MY54200885	10Hz~44GHz	13/Aug/2021	12/Aug/2022
Amplifier	EMC	EMC9135	980232	9kHz~1GHz	08/Apr/2022	07/Apr/2023
Microwave Preamplifier	Agilent	8449B	3008A02096	1GHz~26.5GHz	23/Jul/2021	22/Jul/2022
Bilog Antenna & 5dB Attenuator	TESEQ & MTJ	CBL6111D&MTJ6 102-05	35418 & 3	30MHz~1GHz	04/Sep/2021	03/Sep/2022
Double Ridged Guide Horn Antenna	SCHWARZBECK	BBHA 9120 D	BBHA 9120 D 1531	1GHz~18GHz	27/Dec/2021	26/Dec/2022
RF Cable-low	Jye Bao	RG142	CB031+324530/4	9kHz~30MHz	30/Aug/2021	29/Aug/2022
RF Cable-low	Jye Bao	RG142	CB031+324530/4	30MHz~1GHz	07/Feb/2022	06/Feb/2023
RF CABLE 5m+3m+1m	HUBER+SUHNER	SUCOFLEX104	CB009	1GHz~40GHz	13/Aug/2021	12/Aug/2022
Broadband Horn Antenna	SCHWARZBECK	BBHA 9170	BBHA 9170221	18GHz~40GHz	18/Mar/2022	17/Mar/2023
Microwave Premplifier	EMC INSTRUMENTS	EM18G40G	060604	18GHz ~ 40GHz	08/Mar/2022	07/Mar/2023
Loop Antenna	TESEQ	HLA 6120	31244	9kHz~30MHz	18/Mar/2022	17/Mar/2023
EMI Test Receiver	R&S	ESR3	102052	9kHz~3.6GHz	13/May/2022	12/May/2023
SENSE-15247_NII	Sporton	V5.10.7.18	N/A	N/A	N/A	N/A

Summary

Mode	Result	Type	Freq (Hz)	Level (dBuV)	Limit (dBuV)	Margin (dB)	Condition
Mode 1	Pass	AV	464.229k	33.30	46.61	-13.31	Neutral

Mode config

Mode	Result	Type	Freq (Hz)	Level (dBuV)	Limit (dBuV)	Margin (dB)	Condition	Comments
Mode 1	Pass	QP	150.6k	39.56	65.96	-26.40	Line	-
Mode 1	Pass	AV	150.6k	25.79	55.96	-30.17	Line	-
Mode 1	Pass	QP	164.425k	37.47	65.24	-27.77	Line	-
Mode 1	Pass	AV	164.425k	23.58	55.24	-31.66	Line	-
Mode 1	Pass	QP	242.179k	25.27	62.02	-36.75	Line	-
Mode 1	Pass	AV	242.179k	18.77	52.02	-33.25	Line	-
Mode 1	Pass	QP	911.443k	14.77	56.00	-41.23	Line	-
Mode 1	Pass	AV	911.443k	12.85	46.00	-33.15	Line	-
Mode 1	Pass	QP	2.543M	18.16	56.00	-37.84	Line	-
Mode 1	Pass	AV	2.543M	15.28	46.00	-30.72	Line	-
Mode 1	Pass	QP	20.595M	21.85	60.00	-38.15	Line	-
Mode 1	Pass	AV	20.595M	18.86	50.00	-31.14	Line	-
Mode 1	Pass	QP	154.868k	44.04	65.73	-21.69	Neutral	-
Mode 1	Pass	AV	154.868k	30.65	55.73	-25.08	Neutral	-
Mode 1	Pass	QP	179.518k	41.24	64.51	-23.27	Neutral	-
Mode 1	Pass	AV	179.518k	28.29	54.51	-26.22	Neutral	-
Mode 1	Pass	QP	464.229k	36.97	56.61	-19.64	Neutral	-
Mode 1	Pass	AV	464.229k	33.30	46.61	-13.31	Neutral	-
Mode 1	Pass	QP	933.537k	14.78	56.00	-41.22	Neutral	-
Mode 1	Pass	AV	933.537k	12.82	46.00	-33.18	Neutral	-
Mode 1	Pass	QP	2.453M	16.23	56.00	-39.77	Neutral	-
Mode 1	Pass	AV	2.453M	14.30	46.00	-31.70	Neutral	-
Mode 1	Pass	QP	10.574M	16.62	60.00	-43.38	Neutral	-
Mode 1	Pass	AV	10.574M	15.10	50.00	-34.90	Neutral	-

Conducted Emissions at Powerline_Mode 1

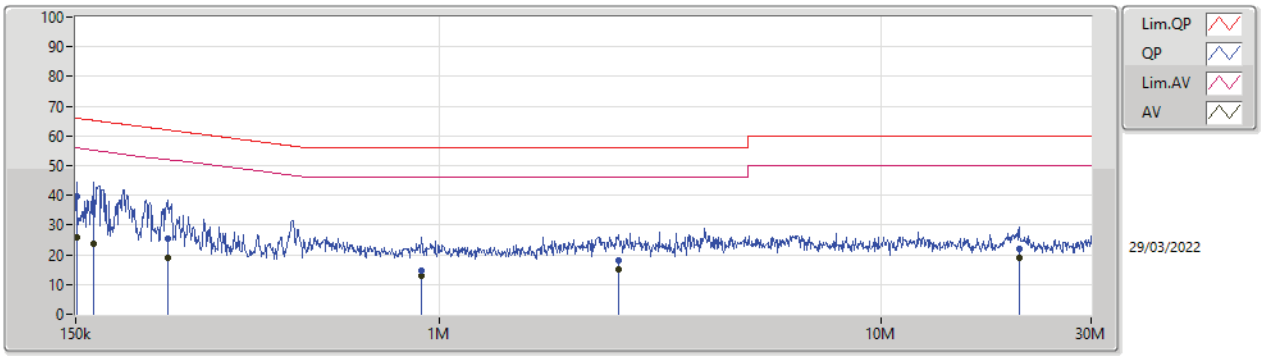

Type	Freq	Level	Limit	Margin	Factor	Condition	Comment	Raw	LISN	CL	AT
	(Hz)	(dBuV)	(dBuV)	(dB)	(dB)			(dBuV)	(dB)	(dB)	(dB)
QP	150.6k	39.56	65.96	-26.40	19.63	Line	-	19.93	9.69	0.03	9.91
AV	150.6k	25.79	55.96	-30.17	19.63	Line	-	6.16	9.69	0.03	9.91
QP	164.425k	37.47	65.24	-27.77	19.63	Line	-	17.84	9.69	0.03	9.91
AV	164.425k	23.58	55.24	-31.66	19.63	Line	-	3.95	9.69	0.03	9.91
QP	242.179k	25.27	62.02	-36.75	19.63	Line	-	5.64	9.69	0.03	9.91
AV	242.179k	18.77	52.02	-33.25	19.63	Line	-	-0.86	9.69	0.03	9.91
QP	911.443k	14.77	56.00	-41.23	19.65	Line	-	-4.88	9.68	0.05	9.92
AV	911.443k	12.85	46.00	-33.15	19.65	Line	-	-6.80	9.68	0.05	9.92
QP	2.543M	18.16	56.00	-37.84	19.72	Line	-	-1.56	9.70	0.10	9.92
AV	2.543M	15.28	46.00	-30.72	19.72	Line	-	-4.44	9.70	0.10	9.92
QP	20.595M	21.85	60.00	-38.15	20.00	Line	-	1.85	9.79	0.28	9.93
AV	20.595M	18.86	50.00	-31.14	20.00	Line	-	-1.14	9.79	0.28	9.93

Conducted Emissions at Powerline_Mode 1

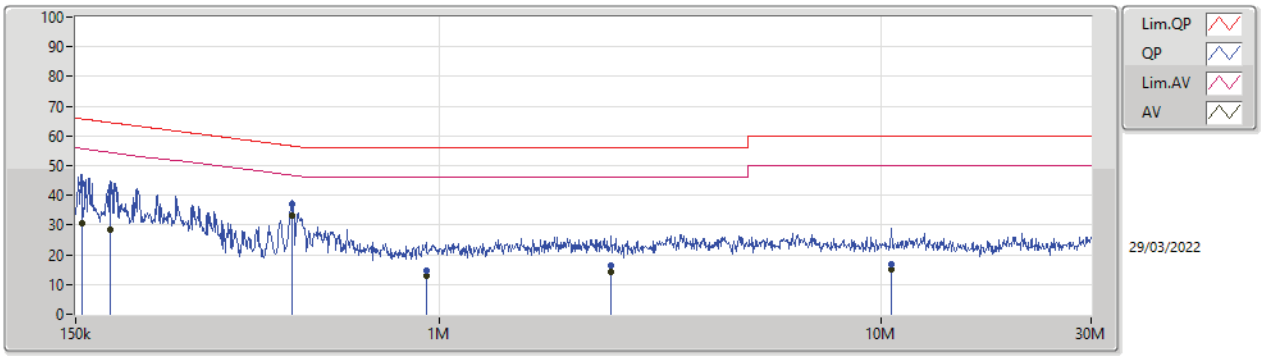

Type	Freq	Level	Limit	Margin	Factor	Condition	Comment	Raw	LISN	CL	AT
	(Hz)	(dBuV)	(dBuV)	(dB)	(dB)			(dBuV)	(dB)	(dB)	(dB)
QP	154.868k	44.04	65.73	-21.69	19.67	Neutral	-	24.37	9.73	0.03	9.91
AV	154.868k	30.65	55.73	-25.08	19.67	Neutral	-	10.98	9.73	0.03	9.91
QP	179.518k	41.24	64.51	-23.27	19.66	Neutral	-	21.58	9.72	0.03	9.91
AV	179.518k	28.29	54.51	-26.22	19.66	Neutral	-	8.63	9.72	0.03	9.91
QP	464.229k	36.97	56.61	-19.64	19.67	Neutral	-	17.30	9.72	0.04	9.91
AV	464.229k	33.30	46.61	-13.31	19.67	Neutral	-	13.63	9.72	0.04	9.91
QP	933.537k	14.78	56.00	-41.22	19.70	Neutral	-	-4.92	9.73	0.05	9.92
AV	933.537k	12.82	46.00	-33.18	19.70	Neutral	-	-6.88	9.73	0.05	9.92
QP	2.453M	16.23	56.00	-39.77	19.76	Neutral	-	-3.53	9.75	0.09	9.92
AV	2.453M	14.30	46.00	-31.70	19.76	Neutral	-	-5.46	9.75	0.09	9.92
QP	10.574M	16.62	60.00	-43.38	20.02	Neutral	-	-3.40	9.90	0.19	9.93
AV	10.574M	15.10	50.00	-34.90	20.02	Neutral	-	-4.92	9.90	0.19	9.93

Summary

Mode	Max-N dB (Hz)	Max-OBW (Hz)	ITU-Code	Min-N dB (Hz)	Min-OBW (Hz)
5.15-5.25GHz	-	-	-	-	-
802.11a_Nss1,(6Mbps)_2TX	36.72M	17.661M	17M7D1D	27.75M	16.972M
802.11ac VHT20_Nss1,(MCS0)_2TX	37.92M	18.651M	18M7D1D	30.78M	18.231M
802.11ac VHT40_Nss1,(MCS0)_2TX	49.8M	37.421M	37M5D1D	42.48M	37.181M
802.11ac VHT80_Nss1,(MCS0)_2TX	105M	77.121M	77M2D1D	93.6M	76.882M
5.25-5.35GHz	-	-	-	-	-
802.11a_Nss1,(6Mbps)_2TX	33.51M	17.391M	17M4D1D	25.11M	16.882M
802.11ac VHT20_Nss1,(MCS0)_2TX	42.3M	18.501M	18M6D1D	30.48M	18.201M
802.11ac VHT40_Nss1,(MCS0)_2TX	60.06M	37.601M	37M7D1D	42.42M	37.181M
802.11ac VHT80_Nss1,(MCS0)_2TX	86.16M	76.642M	76M7D1D	84.96M	76.642M
5.47-5.725GHz	-	-	-	-	-
802.11a_Nss1,(6Mbps)_2TX	32.79M	17.391M	17M4D1D	18.09M	13.583M
802.11n HT20_Nss1,(MCS0)_2TX	37.68M	18.321M	18M4D1D	28.26M	18.141M
802.11n HT40_Nss1,(MCS0)_2TX	64.92M	37.781M	37M8D1D	49.86M	37.361M
802.11ac VHT20_Nss1,(MCS0)_2TX	33.75M	18.531M	18M6D1D	20.055M	14.288M
802.11ac VHT40_Nss1,(MCS0)_2TX	50.76M	37.601M	37M7D1D	37.765M	33.653M
802.11ac VHT80_Nss1,(MCS0)_2TX	85.44M	76.762M	76M8D1D	76.875M	72.939M
5.725-5.85GHz	-	-	-	-	-
802.11a_Nss1,(6Mbps)_2TX	16.35M	17.781M	17M8D1D	3.1M	7.716M
802.11ac VHT20_Nss1,(MCS0)_2TX	17.58M	18.321M	18M4D1D	3.72M	8.656M
802.11ac VHT40_Nss1,(MCS0)_2TX	36.36M	37.661M	37M7D1D	3.1M	9.455M
802.11ac VHT80_Nss1,(MCS0)_2TX	76.2M	76.882M	76M9D1D	3.1M	11.914M

Max-N dB = Maximum 6dB down bandwidth for 5.725-5.85GHz band / Maximum 26dB down bandwidth for other band;
Max-OBW = Maximum 99% occupied bandwidth;
Min-N dB = Minimum 6dB down bandwidth for 5.725-5.85GHz band / Maximum 26dB down bandwidth for other band;
Min-OBW = Minimum 99% occupied bandwidth

Result

Mode	Result	Limit (Hz)	Port 1-N dB (Hz)	Port 1-OBW (Hz)	Port 2-N dB (Hz)	Port 2-OBW (Hz)
802.11a_Nss1,(6Mbps)_2TX	-	-	-	-	-	-
5180MHz	Pass	Inf	36.72M	17.661M	27.75M	17.061M
5200MHz	Pass	Inf	33.06M	17.511M	28.53M	17.031M
5240MHz	Pass	Inf	32.28M	17.361M	28.17M	16.972M
5260MHz	Pass	Inf	33.51M	17.331M	25.11M	16.942M
5300MHz	Pass	Inf	30.45M	17.181M	25.11M	16.882M
5320MHz	Pass	Inf	32.37M	17.391M	26.88M	17.031M
5500MHz	Pass	Inf	24.42M	17.001M	21.96M	16.792M
5580MHz	Pass	Inf	23.16M	16.912M	32.79M	17.391M
5700MHz	Pass	Inf	22.8M	16.942M	22.23M	16.762M
5720MHz Straddle 5.47-5.725GHz	Pass	Inf	19.245M	13.853M	18.09M	13.583M
5720MHz Straddle 5.725-5.85GHz	Pass	500k	3.1M	9.415M	3.1M	7.716M
5745MHz	Pass	500k	16.35M	17.781M	16.35M	17.331M
5785MHz	Pass	500k	16.35M	17.361M	16.35M	17.061M
5825MHz	Pass	500k	16.35M	17.391M	16.32M	17.031M
802.11n HT20_Nss1,(MCS0)_2TX	-	-	-	-	-	-
5580MHz	Pass	Inf	28.26M	18.141M	37.68M	18.321M
802.11n HT40_Nss1,(MCS0)_2TX	-	-	-	-	-	-
5550MHz	Pass	Inf	49.86M	37.361M	64.92M	37.781M
802.11ac VHT20_Nss1,(MCS0)_2TX	-	-	-	-	-	-
5180MHz	Pass	Inf	37.62M	18.471M	32.73M	18.261M
5200MHz	Pass	Inf	37.26M	18.651M	37.92M	18.291M
5240MHz	Pass	Inf	35.34M	18.501M	30.78M	18.231M
5260MHz	Pass	Inf	34.92M	18.501M	30.48M	18.201M
5300MHz	Pass	Inf	42.3M	18.471M	32.16M	18.231M
5320MHz	Pass	Inf	34.11M	18.501M	36.69M	18.231M
5500MHz	Pass	Inf	25.41M	18.111M	23.4M	18.051M
5580MHz	Pass	Inf	28.23M	18.111M	33.75M	18.531M
5700MHz	Pass	Inf	23.4M	18.021M	23.43M	18.081M
5720MHz Straddle 5.47-5.725GHz	Pass	Inf	23.73M	14.693M	20.055M	14.288M
5720MHz Straddle 5.725-5.85GHz	Pass	500k	3.72M	9.955M	3.76M	8.656M
5745MHz	Pass	500k	17.52M	18.231M	17.58M	18.171M
5785MHz	Pass	500k	17.58M	18.291M	17.58M	18.081M
5825MHz	Pass	500k	17.55M	18.321M	17.58M	18.231M
802.11ac VHT40_Nss1,(MCS0)_2TX	-	-	-	-	-	-
5190MHz	Pass	Inf	45.36M	37.421M	43.14M	37.181M
5230MHz	Pass	Inf	49.8M	37.421M	42.48M	37.181M
5270MHz	Pass	Inf	60.06M	37.601M	49.08M	37.361M
5310MHz	Pass	Inf	42.6M	37.181M	42.42M	37.181M
5510MHz	Pass	Inf	42.6M	37.241M	42.48M	37.121M
5550MHz	Pass	Inf	42.72M	37.301M	50.76M	37.601M
5670MHz	Pass	Inf	48.36M	37.421M	42.72M	37.301M
5710MHz Straddle 5.47-5.725GHz	Pass	Inf	44.485M	33.723M	37.765M	33.653M
5710MHz Straddle 5.725-5.85GHz	Pass	500k	3.1M	15.492M	3.1M	9.455M
5755MHz	Pass	500k	36.36M	37.301M	36.36M	37.541M
5795MHz	Pass	500k	36.36M	37.661M	36.3M	37.421M
802.11ac VHT80_Nss1,(MCS0)_2TX	-	-	-	-	-	-
5210MHz	Pass	Inf	105M	77.121M	93.6M	76.882M
5290MHz	Pass	Inf	86.16M	76.642M	84.96M	76.642M
5530MHz	Pass	Inf	85.44M	76.762M	84.36M	76.522M
5690MHz Straddle 5.47-5.725GHz	Pass	Inf	77.475M	73.088M	76.875M	72.939M
5690MHz Straddle 5.725-5.85GHz	Pass	500k	3.1M	18.331M	3.1M	11.914M
5775MHz	Pass	500k	75.84M	76.762M	76.2M	76.882M

Port X-N dB = Port X 6dB down bandwidth for 5.725-5.85GHz band / 26dB down bandwidth for other band
Port X-OBW = Port X 99% occupied bandwidth

802.11a_Nss1,(6Mbps)_2TX EBW

5180MHz

09/06/2022

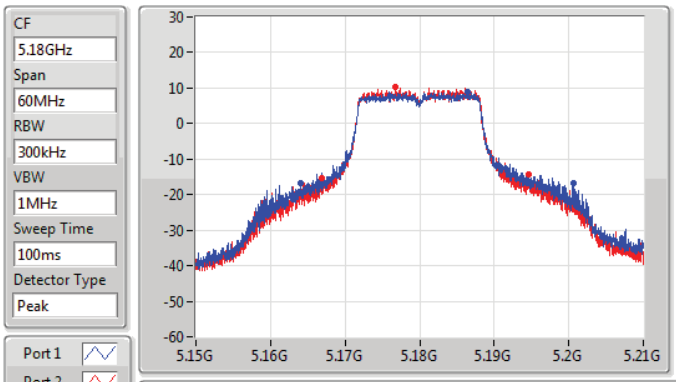

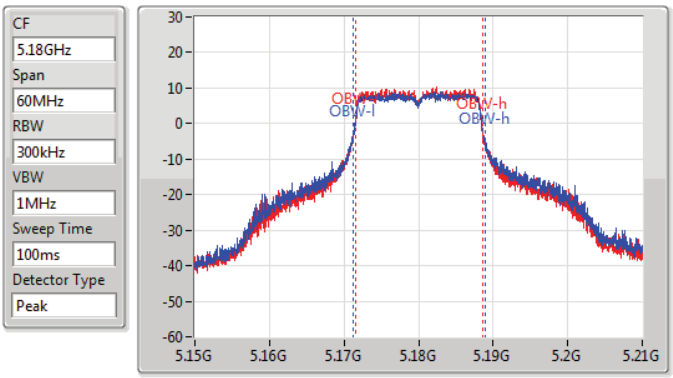

26dB(Hz)	Fl-26dB(Hz)	Fh-26dB(Hz)	OBW(Hz)	Fl-OBW(Hz)	Fh-OBW(Hz)	Limit(Hz)	Port
36.72M	5.16398G	5.2007G	17.661M	5.171304G	5.188966G	Inf	1
27.75M	5.1668G	5.19455G	17.061M	5.171484G	5.188546G	Inf	2

802.11a_Nss1,(6Mbps)_2TX EBW

5200MHz

10/06/2022

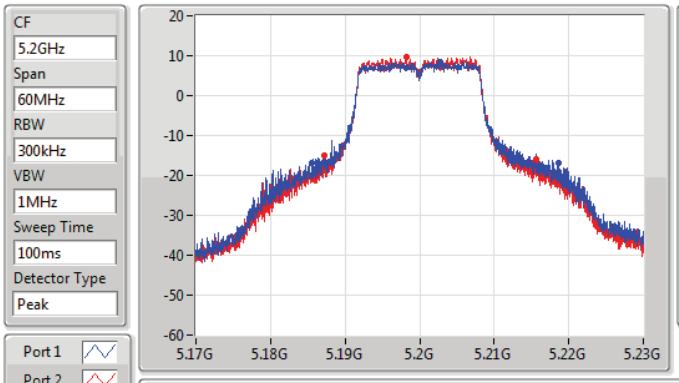

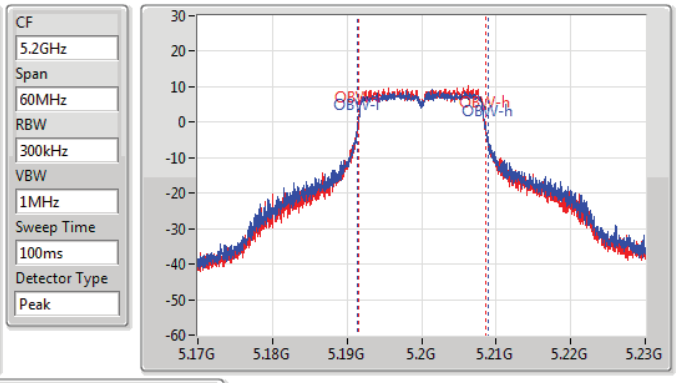

26dB(Hz)	Fl-26dB(Hz)	Fh-26dB(Hz)	OBW(Hz)	Fl-OBW(Hz)	Fh-OBW(Hz)	Limit(Hz)	Port
33.06M	5.18554G	5.2186G	17.511M	5.191364G	5.208876G	Inf	1
28.53M	5.18716G	5.21569G	17.031M	5.191514G	5.208546G	Inf	2

802.11a_Nss1,(6Mbps)_2TX EBW

5240MHz

10/06/2022

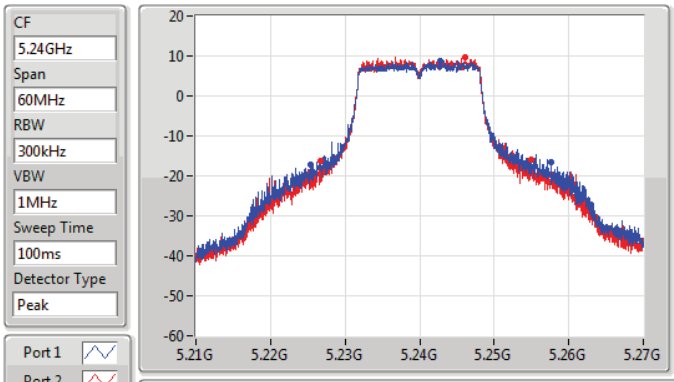

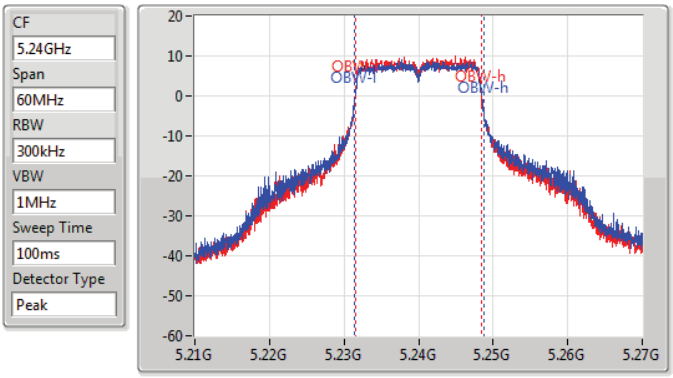

26dB(Hz)	Fl-26dB(Hz)	Fh-26dB(Hz)	OBW(Hz)	Fl-OBW(Hz)	Fh-OBW(Hz)	Limit(Hz)	Port
32.28M	5.22533G	5.25761G	17.361M	5.231394G	5.248756G	Inf	1
28.17M	5.22674G	5.25491G	16.972M	5.231514G	5.248486G	Inf	2

802.11a_Nss1,(6Mbps)_2TX EBW

5260MHz

10/06/2022

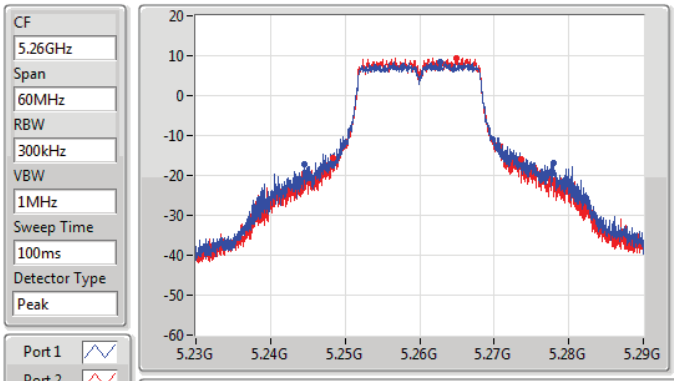

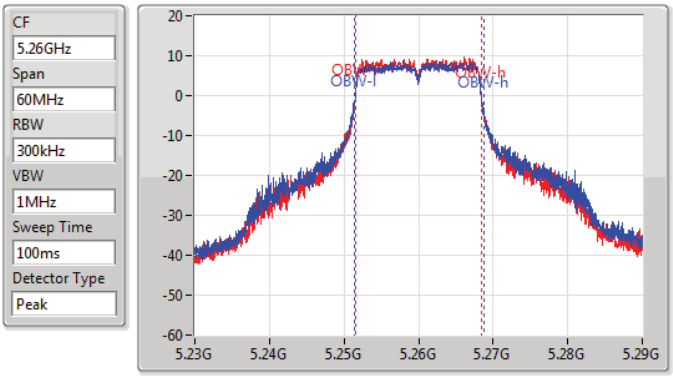

26dB(Hz)	Fl-26dB(Hz)	Fh-26dB(Hz)	OBW(Hz)	Fl-OBW(Hz)	Fh-OBW(Hz)	Limit(Hz)	Port
33.51M	5.24449G	5.278G	17.331M	5.251364G	5.268696G	Inf	1
25.11M	5.24845G	5.27356G	16.942M	5.251544G	5.268486G	Inf	2

802.11a_Nss1,(6Mbps)_2TX EBW

5300MHz

10/06/2022

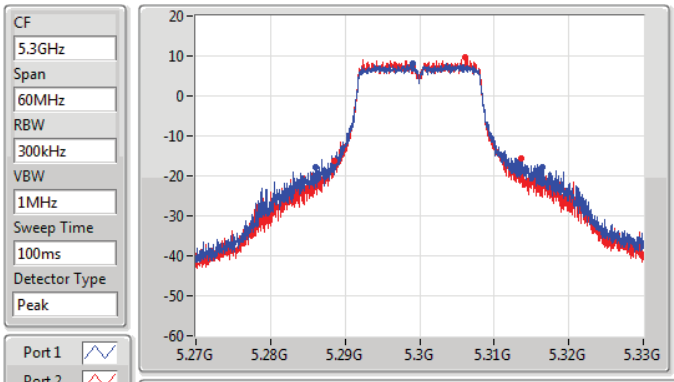

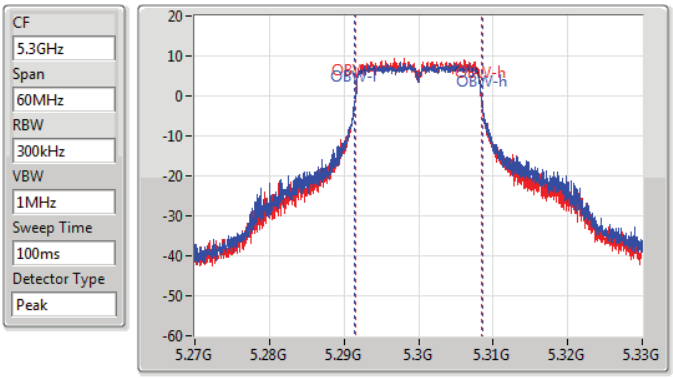

26dB(Hz)	Fl-26dB(Hz)	Fh-26dB(Hz)	OBW(Hz)	Fl-OBW(Hz)	Fh-OBW(Hz)	Limit(Hz)	Port
30.45M	5.28605G	5.3165G	17.181M	5.291424G	5.308606G	Inf	1
25.11M	5.28851G	5.31362G	16.882M	5.291544G	5.308426G	Inf	2

802.11a_Nss1,(6Mbps)_2TX EBW

5320MHz

10/06/2022

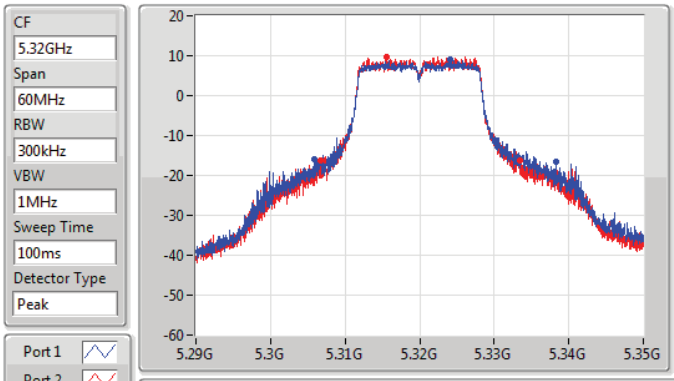

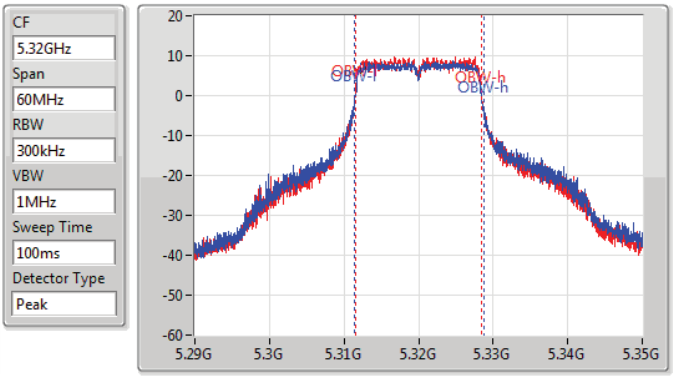

26dB(Hz)	Fl-26dB(Hz)	Fh-26dB(Hz)	OBW(Hz)	Fl-OBW(Hz)	Fh-OBW(Hz)	Limit(Hz)	Port
32.37M	5.30587G	5.33824G	17.391M	5.311364G	5.328756G	Inf	1
26.88M	5.30665G	5.33353G	17.031M	5.311484G	5.328516G	Inf	2

802.11a_Nss1,(6Mbps)_2TX EBW

5500MHz

23/06/2022

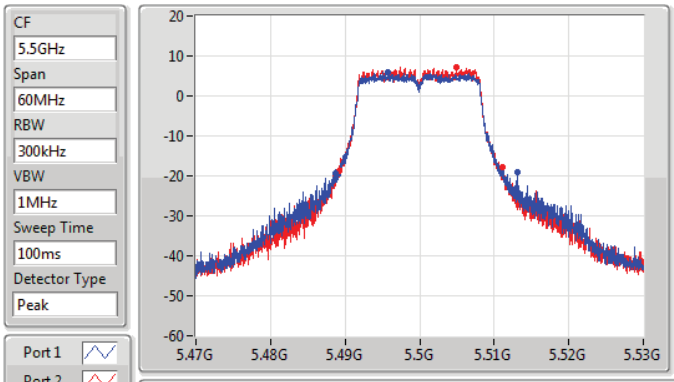

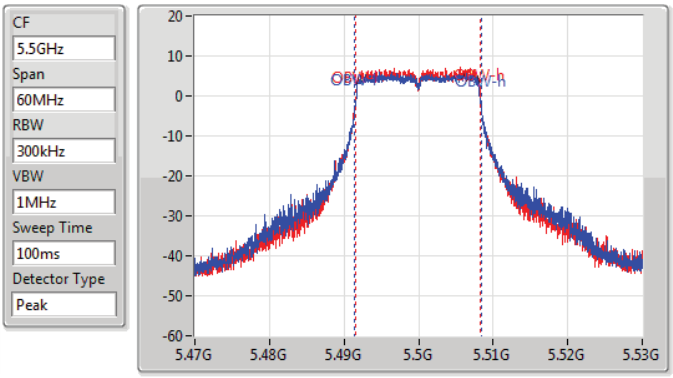

26dB(Hz)	Fl-26dB(Hz)	Fh-26dB(Hz)	OBW(Hz)	Fl-OBW(Hz)	Fh-OBW(Hz)	Limit(Hz)	Port
24.42M	5.48869G	5.51311G	17.001M	5.491454G	5.508456G	Inf	1
21.96M	5.48914G	5.5111G	16.792M	5.491544G	5.508336G	Inf	2

802.11a_Nss1,(6Mbps)_2TX EBW

5580MHz

12/07/2022

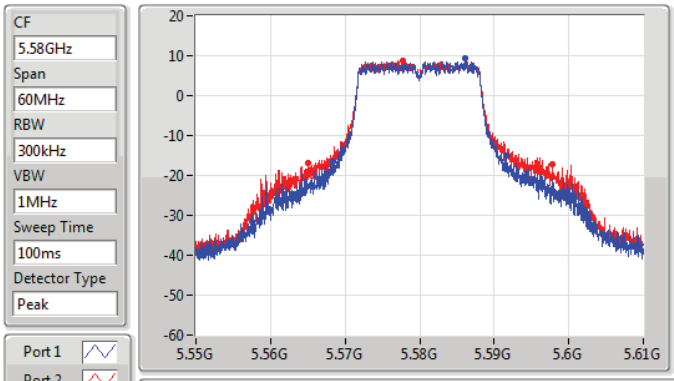

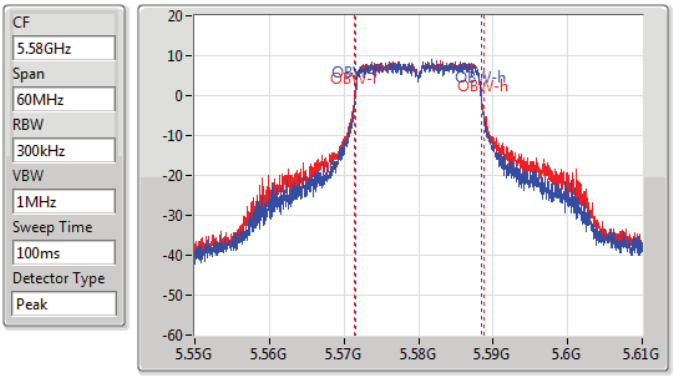

26dB(Hz)	Fl-26dB(Hz)	Fh-26dB(Hz)	OBW(Hz)	Fl-OBW(Hz)	Fh-OBW(Hz)	Limit(Hz)	Port
23.16M	5.56845G	5.59161G	16.912M	5.571514G	5.588426G	Inf	1
32.79M	5.56503G	5.59782G	17.391M	5.571334G	5.588726G	Inf	2

802.11a_Nss1,(6Mbps)_2TX EBW

5700MHz

23/06/2022

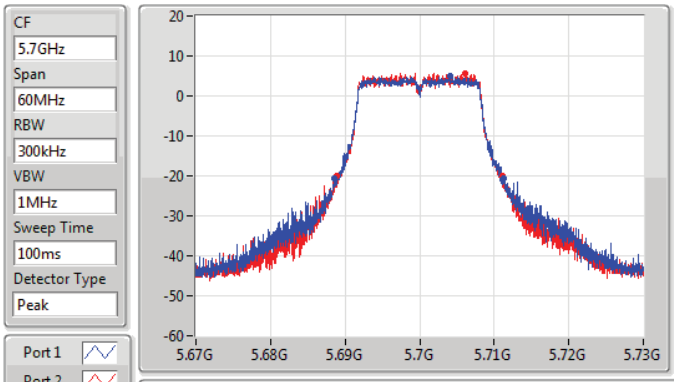

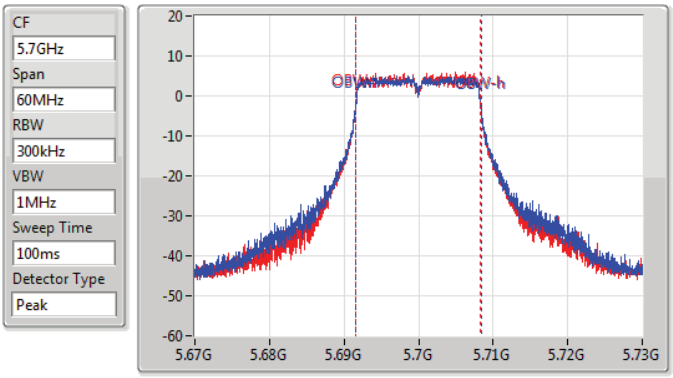

26dB(Hz)	Fl-26dB(Hz)	Fh-26dB(Hz)	OBW(Hz)	Fl-OBW(Hz)	Fh-OBW(Hz)	Limit(Hz)	Port
22.8M	5.68854G	5.71134G	16.942M	5.691484G	5.708426G	Inf	1
22.23M	5.68881G	5.71104G	16.762M	5.691574G	5.708336G	Inf	2

802.11a_Nss1,(6Mbps)_2TX EBW

5720MHz Straddle 5.47-5.725GHz

10/06/2022

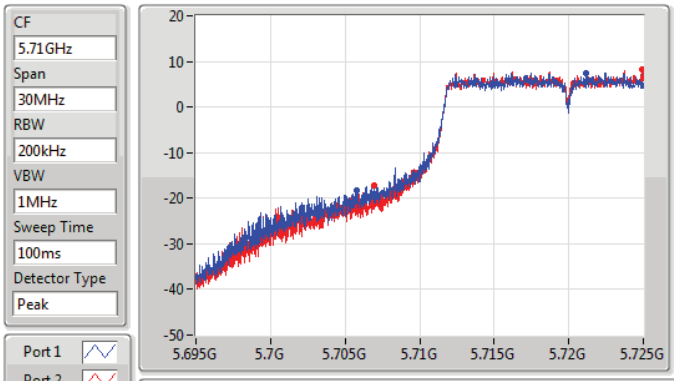

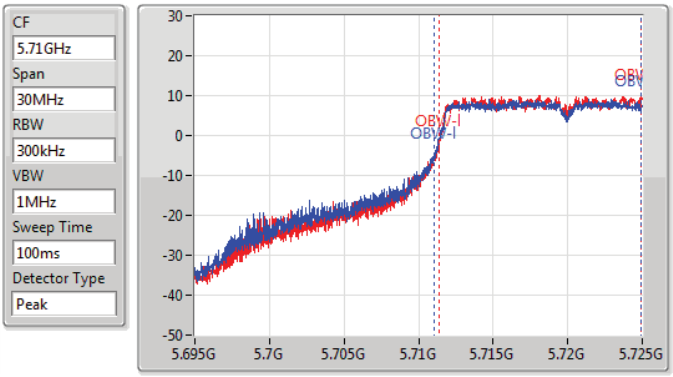

26dB(Hz)	Fl-26dB(Hz)	Fh-26dB(Hz)	OBW(Hz)	Fl-OBW(Hz)	Fh-OBW(Hz)	Limit(Hz)	Port
19.245M	5.705755G	5.725G	13.853M	5.711079G	5.724933G	Inf	1
18.09M	5.70691G	5.725G	13.583M	5.711364G	5.724948G	Inf	2

802.11a_Nss1,(6Mbps)_2TX EBW

5720MHz Straddle 5.725-5.85GHz

10/06/2022

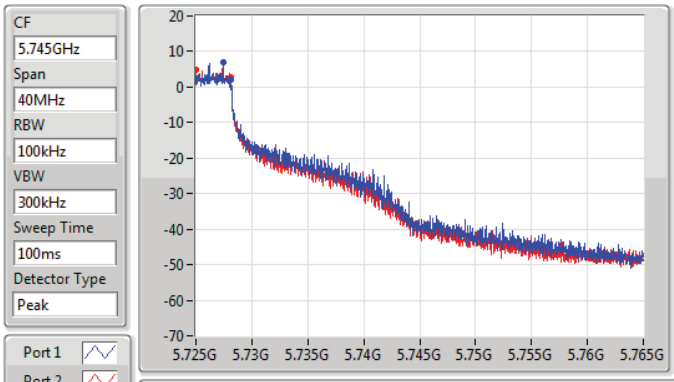

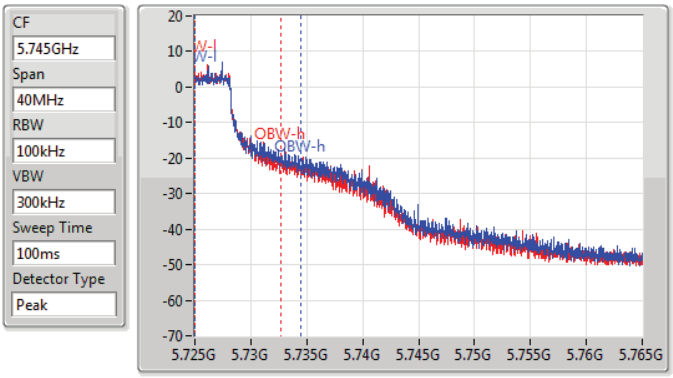

6dB(Hz)	Fl-6dB(Hz)	Fh-6dB(Hz)	OBW(Hz)	Fl-OBW(Hz)	Fh-OBW(Hz)	Limit(Hz)	Port
3.1M	5.725G	5.7281G	9.415M	5.72503G	5.734445G	500k	1
3.1M	5.725G	5.7281G	7.716M	5.72501G	5.732726G	500k	2

802.11a_Nss1,(6Mbps)_2TX EBW

5745MHz

10/06/2022

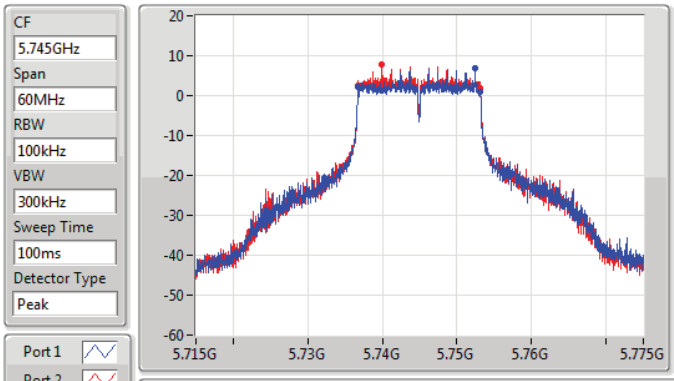

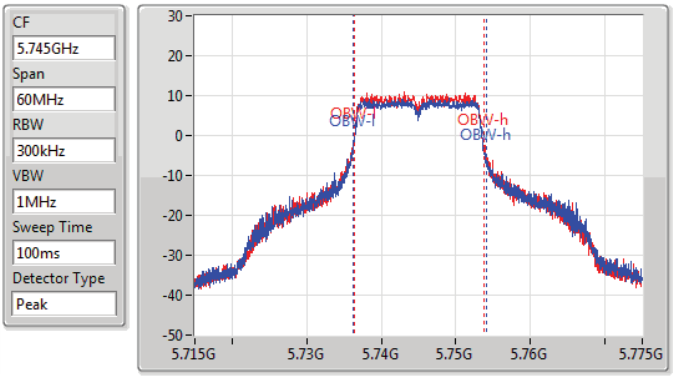

6dB(Hz)	Fl-6dB(Hz)	Fh-6dB(Hz)	OBW(Hz)	Fl-OBW(Hz)	Fh-OBW(Hz)	Limit(Hz)	Port
16.35M	5.73678G	5.75313G	17.781M	5.736244G	5.754025G	500k	1
16.35M	5.73678G	5.75313G	17.331M	5.736364G	5.753696G	500k	2

802.11a_Nss1,(6Mbps)_2TX EBW

5785MHz

10/06/2022

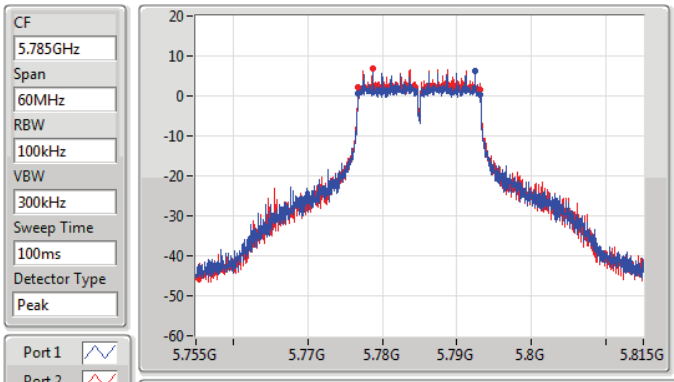

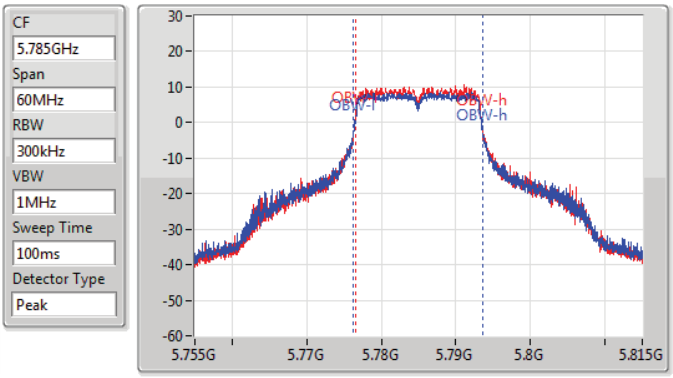

6dB(Hz)	Fl-6dB(Hz)	Fh-6dB(Hz)	OBW(Hz)	Fl-OBW(Hz)	Fh-OBW(Hz)	Limit(Hz)	Port
16.35M	5.77678G	5.79313G	17.361M	5.776304G	5.793666G	500k	1
16.35M	5.77678G	5.79313G	17.061M	5.776484G	5.793546G	500k	2

802.11a_Nss1,(6Mbps)_2TX EBW

5825MHz

10/06/2022

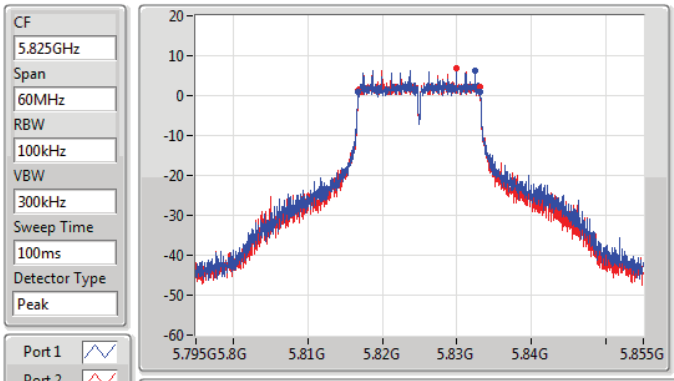

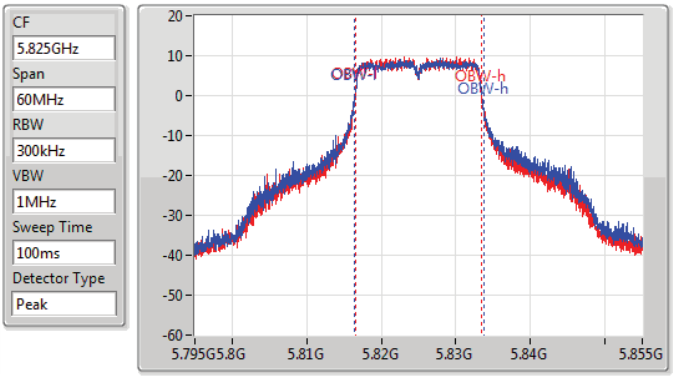

6dB(Hz)	Fl-6dB(Hz)	Fh-6dB(Hz)	OBW(Hz)	Fl-OBW(Hz)	Fh-OBW(Hz)	Limit(Hz)	Port
16.35M	5.81678G	5.83313G	17.391M	5.816364G	5.833756G	500k	1
16.32M	5.81678G	5.8331G	17.031M	5.816484G	5.833516G	500k	2

802.11n HT20_Nss1,(MCS0)_2TX EBW

5580MHz

12/07/2022

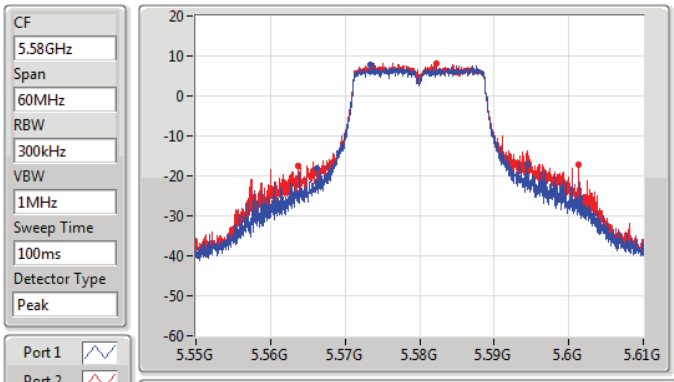

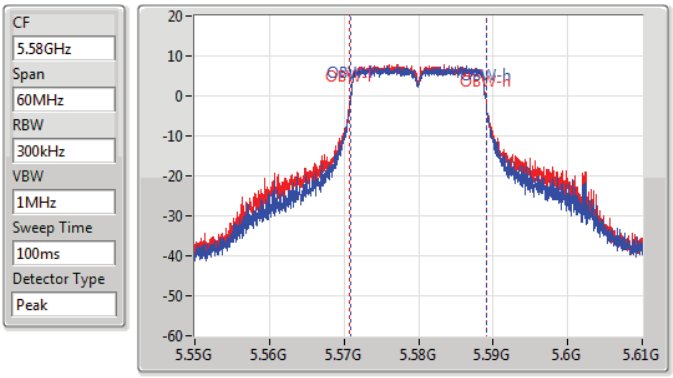

26dB(Hz)	Fl-26dB(Hz)	Fh-26dB(Hz)	OBW(Hz)	Fl-OBW(Hz)	Fh-OBW(Hz)	Limit(Hz)	Port
28.26M	5.5662G	5.59446G	18.141M	5.570885G	5.589025G	Inf	1
37.68M	5.56365G	5.60133G	18.321M	5.570795G	5.589115G	Inf	2

802.11n HT40_Nss1,(MCS0)_2TX EBW

5550MHz

12/07/2022

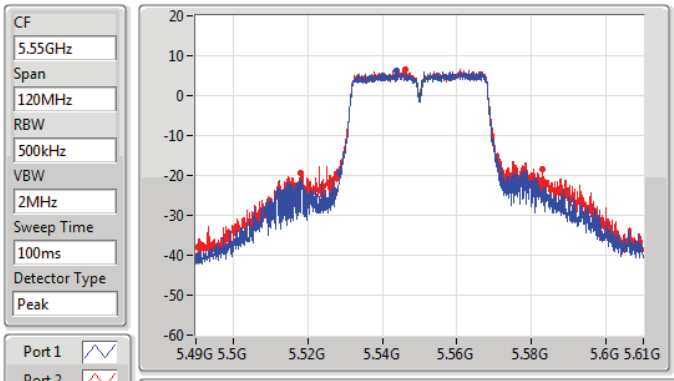

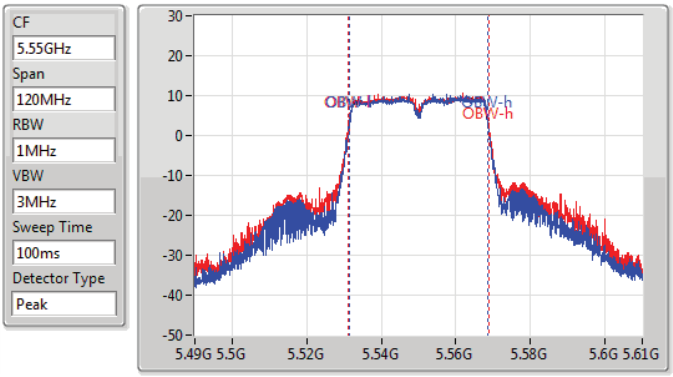

26dB(Hz)	Fl-26dB(Hz)	Fh-26dB(Hz)	OBW(Hz)	Fl-OBW(Hz)	Fh-OBW(Hz)	Limit(Hz)	Port
49.86M	5.52852G	5.57838G	37.361M	5.531289G	5.568651G	Inf	1
64.92M	5.51808G	5.583G	37.781M	5.531169G	5.568951G	Inf	2

802.11ac VHT20_Nss1,(MCS0)_2TX EBW

5180MHz

10/06/2022

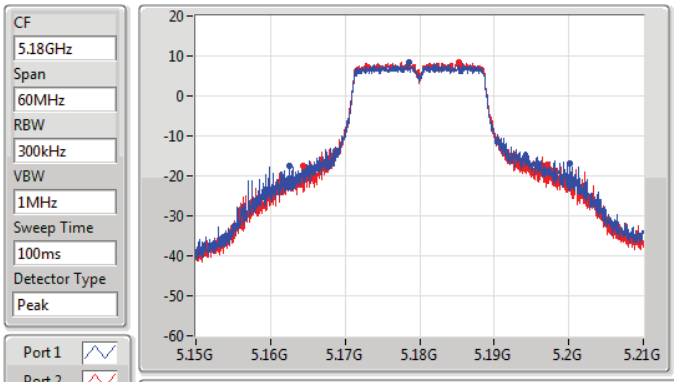

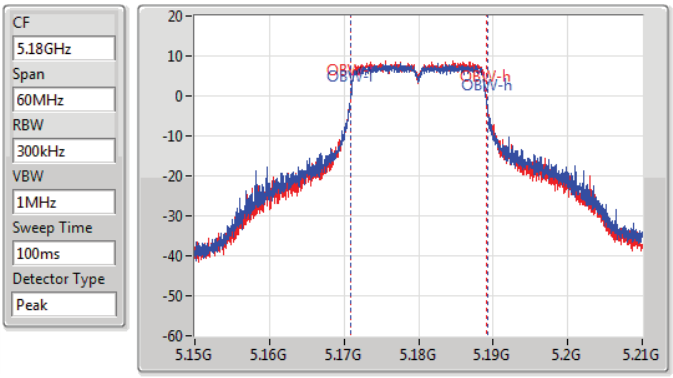

26dB(Hz)	Fl-26dB(Hz)	Fh-26dB(Hz)	OBW(Hz)	Fl-OBW(Hz)	Fh-OBW(Hz)	Limit(Hz)	Port
37.62M	5.16248G	5.2001G	18.471M	5.170825G	5.189295G	Inf	1
32.73M	5.1644G	5.19713G	18.261M	5.170885G	5.189145G	Inf	2

802.11ac VHT20_Nss1,(MCS0)_2TX EBW

5200MHz

10/06/2022

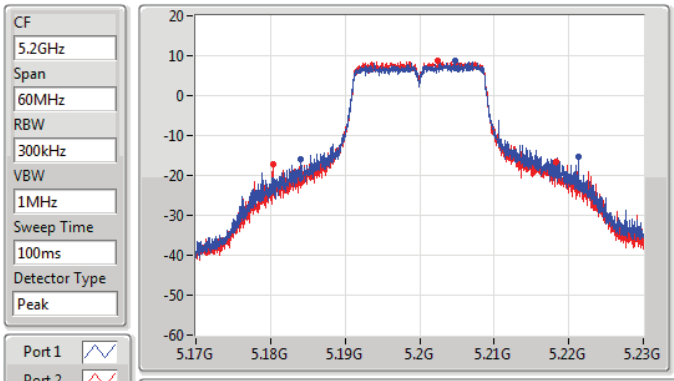

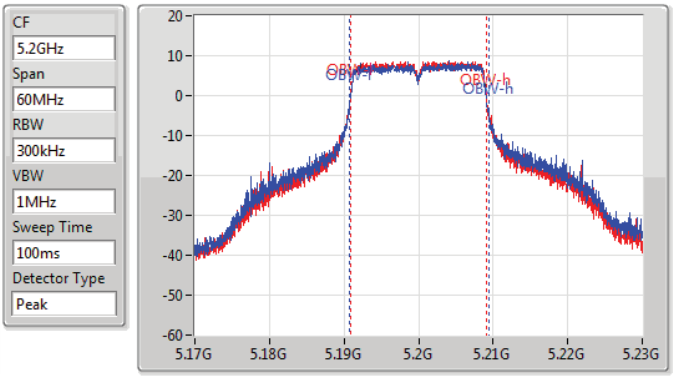

26dB(Hz)	Fl-26dB(Hz)	Fh-26dB(Hz)	OBW(Hz)	Fl-OBW(Hz)	Fh-OBW(Hz)	Limit(Hz)	Port
37.26M	5.1841G	5.22136G	18.651M	5.190795G	5.209445G	Inf	1
37.92M	5.18038G	5.2183G	18.291M	5.190885G	5.209175G	Inf	2

802.11ac VHT20_Nss1,(MCS0)_2TX EBW

5240MHz

10/06/2022

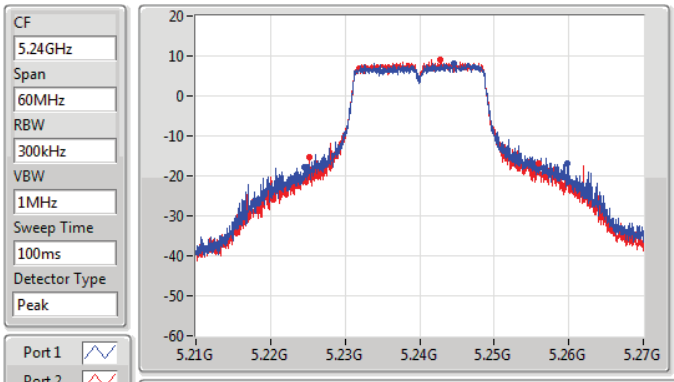

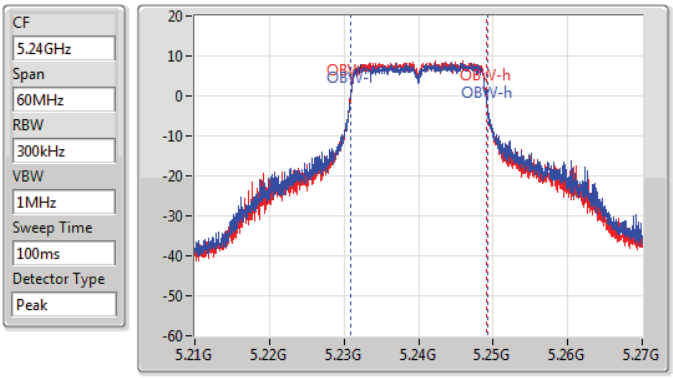

26dB(Hz)	Fl-26dB(Hz)	Fh-26dB(Hz)	OBW(Hz)	Fl-OBW(Hz)	Fh-OBW(Hz)	Limit(Hz)	Port
35.34M	5.22452G	5.25986G	18.501M	5.230825G	5.249325G	Inf	1
30.78M	5.22518G	5.25596G	18.231M	5.230885G	5.249115G	Inf	2

802.11ac VHT20_Nss1,(MCS0)_2TX EBW

5260MHz

10/06/2022

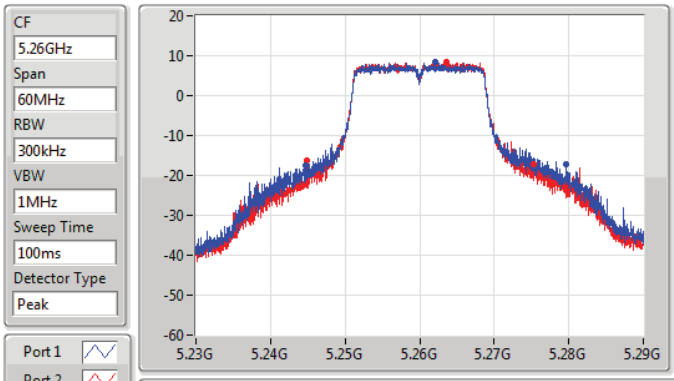

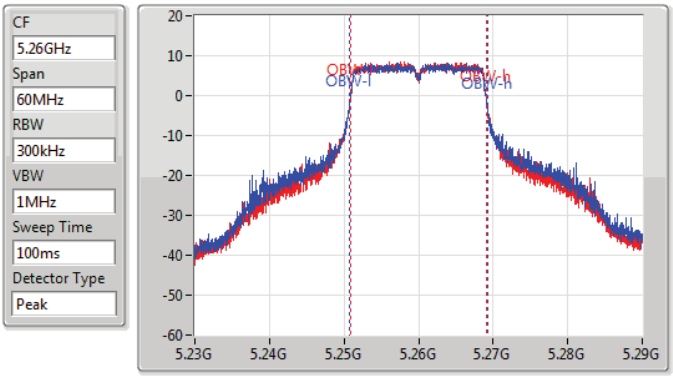

26dB(Hz)	Fl-26dB(Hz)	Fh-26dB(Hz)	OBW(Hz)	Fl-OBW(Hz)	Fh-OBW(Hz)	Limit(Hz)	Port
34.92M	5.24476G	5.27968G	18.501M	5.250795G	5.269295G	Inf	1
30.48M	5.24485G	5.27533G	18.201M	5.250885G	5.269085G	Inf	2

802.11ac VHT20_Nss1,(MCS0)_2TX EBW

5300MHz

10/06/2022

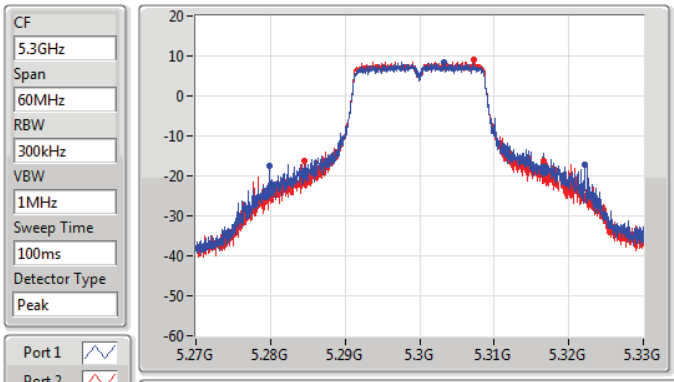

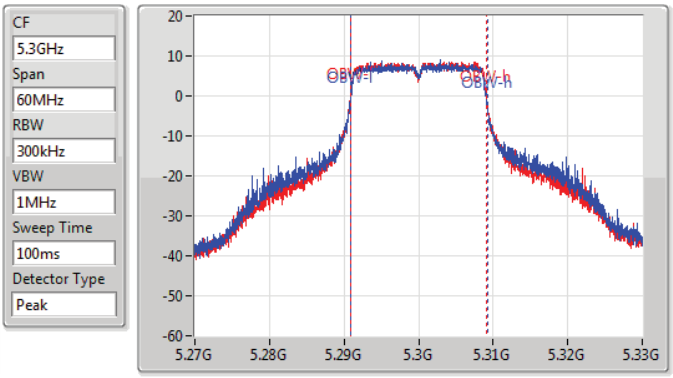

26dB(Hz)	Fl-26dB(Hz)	Fh-26dB(Hz)	OBW(Hz)	Fl-OBW(Hz)	Fh-OBW(Hz)	Limit(Hz)	Port
42.3M	5.27978G	5.32208G	18.471M	5.290825G	5.309295G	Inf	1
32.16M	5.28449G	5.31665G	18.231M	5.290885G	5.309115G	Inf	2

802.11ac VHT20_Nss1,(MCS0)_2TX EBW

5320MHz

10/06/2022

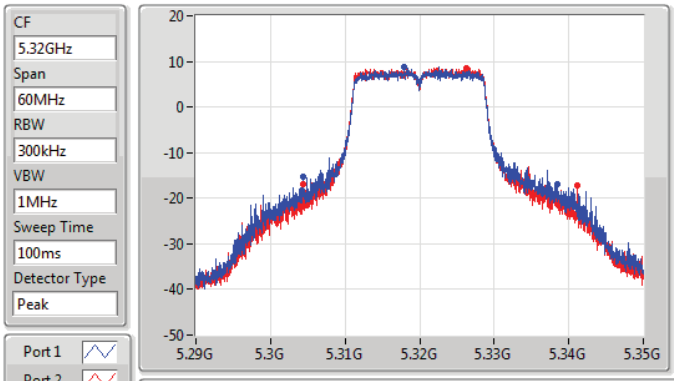

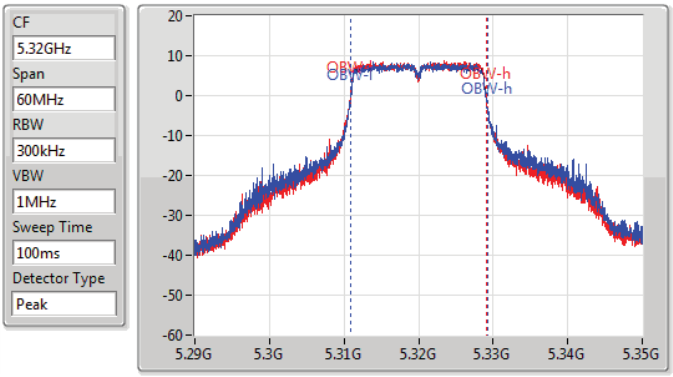

26dB(Hz)	Fl-26dB(Hz)	Fh-26dB(Hz)	OBW(Hz)	Fl-OBW(Hz)	Fh-OBW(Hz)	Limit(Hz)	Port
34.11M	5.3044G	5.33851G	18.501M	5.310825G	5.329325G	Inf	1
36.69M	5.30443G	5.34112G	18.231M	5.310885G	5.329115G	Inf	2

802.11ac VHT20_Nss1,(MCS0)_2TX EBW

5500MHz

23/06/2022

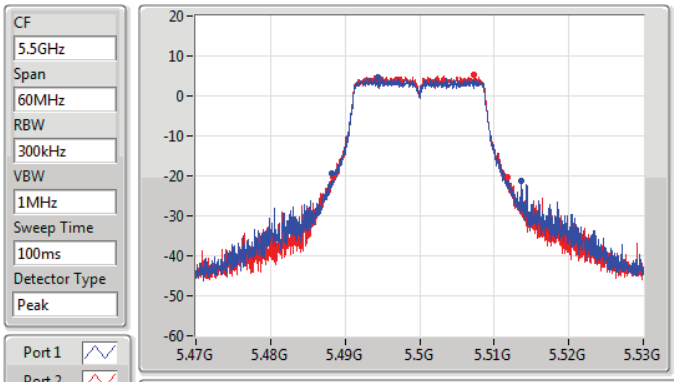

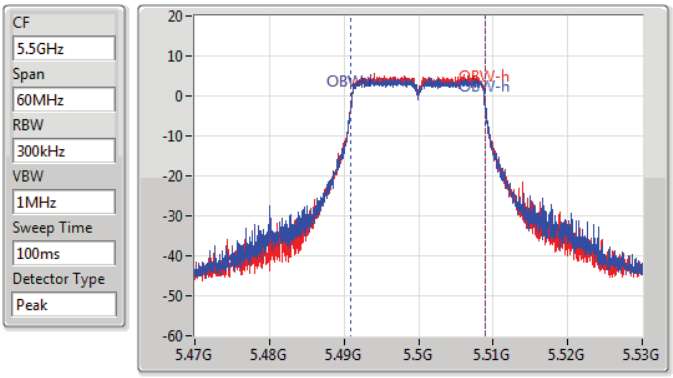

26dB(Hz)	Fl-26dB(Hz)	Fh-26dB(Hz)	OBW(Hz)	Fl-OBW(Hz)	Fh-OBW(Hz)	Limit(Hz)	Port
25.41M	5.48818G	5.51359G	18.111M	5.490885G	5.508996G	Inf	1
23.4M	5.48842G	5.51182G	18.051M	5.490915G	5.508966G	Inf	2

802.11ac VHT20_Nss1,(MCS0)_2TX EBW

5580MHz

12/07/2022

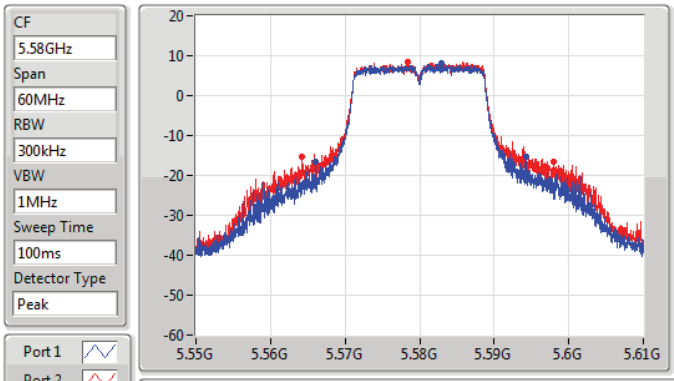

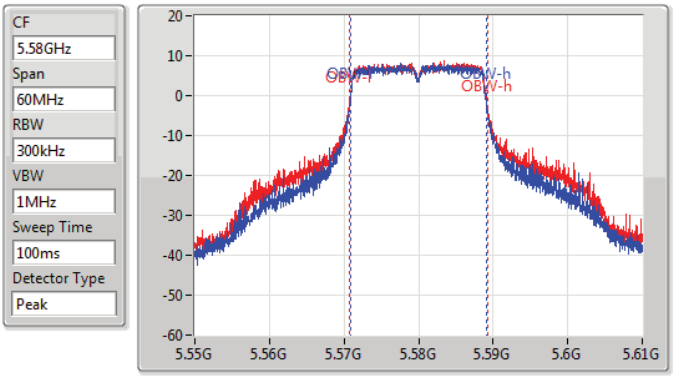

26dB(Hz)	Fl-26dB(Hz)	Fh-26dB(Hz)	OBW(Hz)	Fl-OBW(Hz)	Fh-OBW(Hz)	Limit(Hz)	Port
28.23M	5.56605G	5.59428G	18.111M	5.570915G	5.589025G	Inf	1
33.75M	5.56428G	5.59803G	18.531M	5.570735G	5.589265G	Inf	2

802.11ac VHT20_Nss1,(MCS0)_2TX EBW

5700MHz

23/06/2022

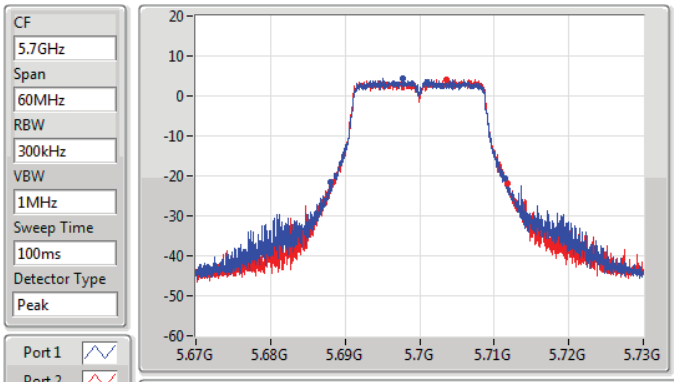

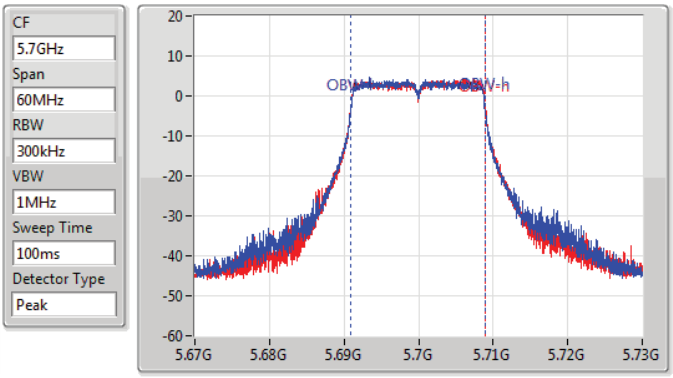

26dB(Hz)	Fl-26dB(Hz)	Fh-26dB(Hz)	OBW(Hz)	Fl-OBW(Hz)	Fh-OBW(Hz)	Limit(Hz)	Port
23.4M	5.68806G	5.71146G	18.021M	5.690915G	5.708936G	Inf	1
23.43M	5.68836G	5.71179G	18.081M	5.690915G	5.708996G	Inf	2

802.11ac VHT20_Nss1,(MCS0)_2TX EBW

5720MHz Straddle 5.47-5.725GHz

10/06/2022

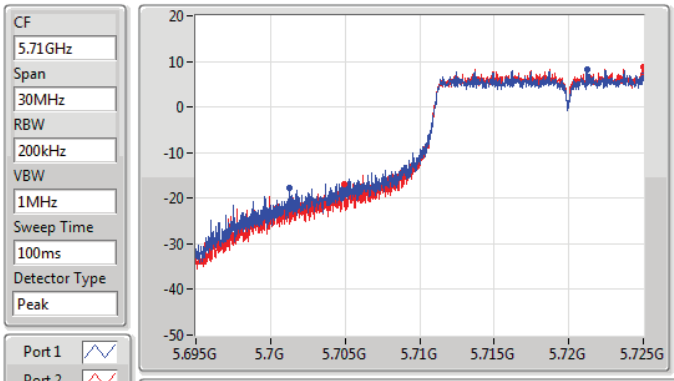

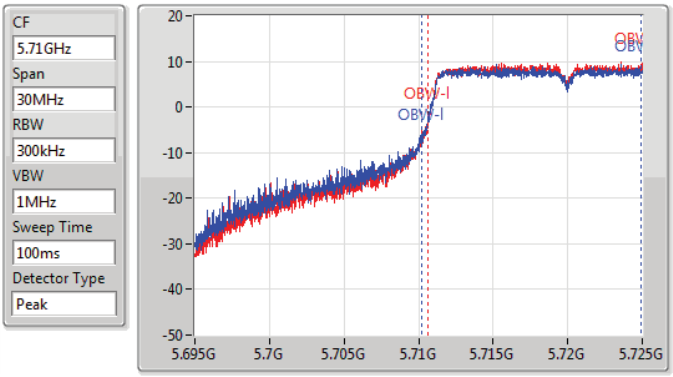

26dB(Hz)	Fl-26dB(Hz)	Fh-26dB(Hz)	OBW(Hz)	Fl-OBW(Hz)	Fh-OBW(Hz)	Limit(Hz)	Port
23.73M	5.70127G	5.725G	14.693M	5.71024G	5.724933G	Inf	1
20.055M	5.704945G	5.725G	14.288M	5.710645G	5.724933G	Inf	2

802.11ac VHT20_Nss1,(MCS0)_2TX EBW

5720MHz Straddle 5.725-5.85GHz

10/06/2022

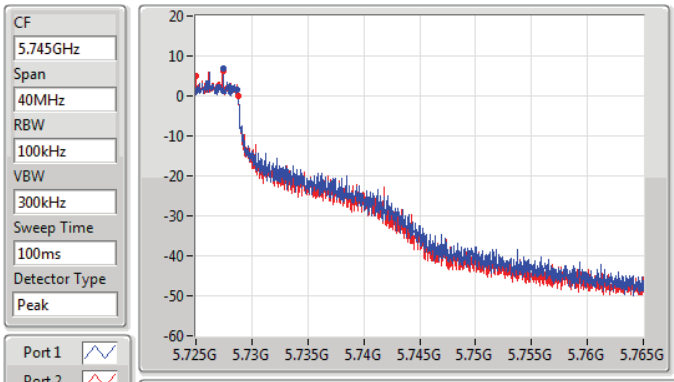

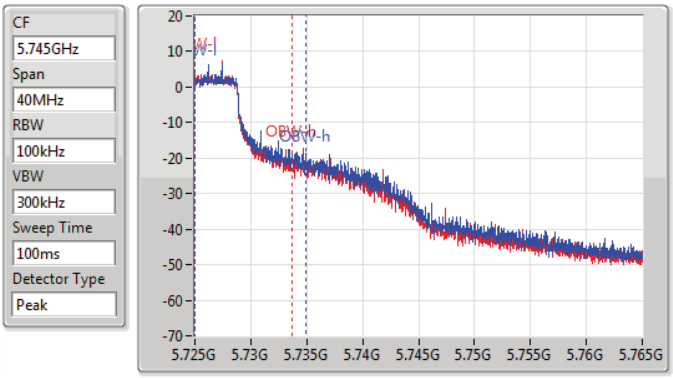

6dB(Hz)	Fl-6dB(Hz)	Fh-6dB(Hz)	OBW(Hz)	Fl-OBW(Hz)	Fh-OBW(Hz)	Limit(Hz)	Port
3.72M	5.725G	5.72872G	9.955M	5.72501G	5.734965G	500k	1
3.76M	5.725G	5.72876G	8.656M	5.72501G	5.733666G	500k	2

802.11ac VHT20_Nss1,(MCS0)_2TX EBW

5745MHz

10/06/2022

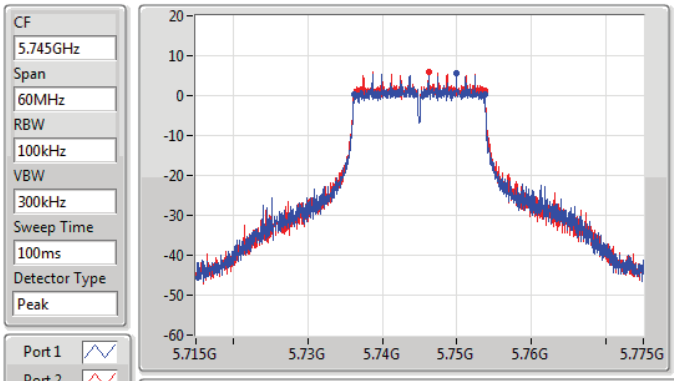

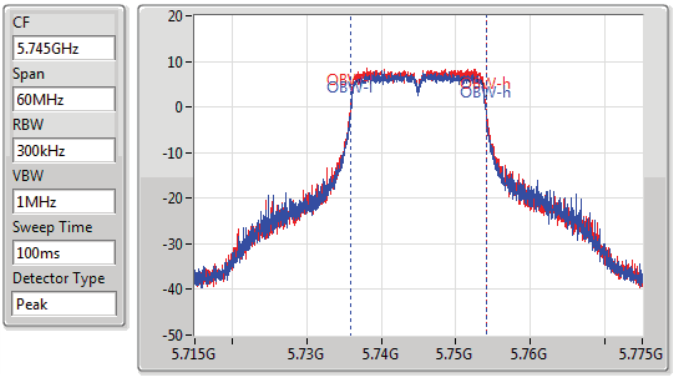

6dB(Hz)	Fl-6dB(Hz)	Fh-6dB(Hz)	OBW(Hz)	Fl-OBW(Hz)	Fh-OBW(Hz)	Limit(Hz)	Port
17.52M	5.73618G	5.7537G	18.231M	5.735855G	5.754085G	500k	1
17.58M	5.73615G	5.75373G	18.171M	5.735885G	5.754055G	500k	2

802.11ac VHT20_Nss1,(MCS0)_2TX EBW

5785MHz

10/06/2022

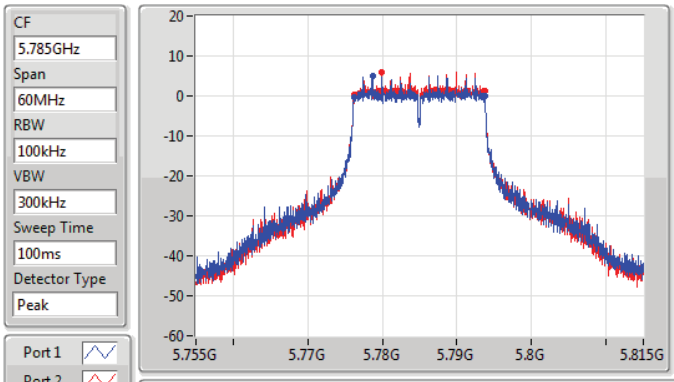

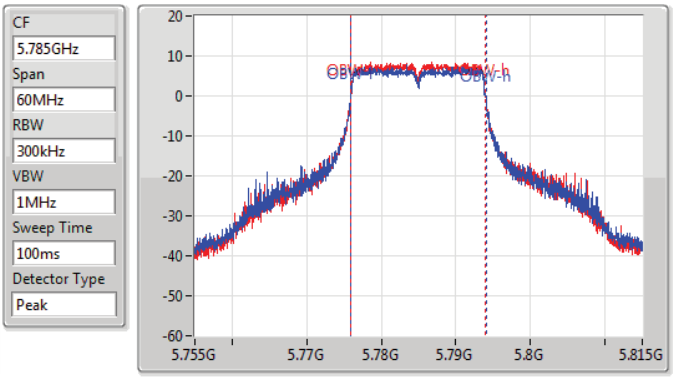

6dB(Hz)	Fl-6dB(Hz)	Fh-6dB(Hz)	OBW(Hz)	Fl-OBW(Hz)	Fh-OBW(Hz)	Limit(Hz)	Port
17.58M	5.77615G	5.79373G	18.291M	5.775825G	5.794115G	500k	1
17.58M	5.77615G	5.79373G	18.081M	5.775915G	5.793996G	500k	2

802.11ac VHT20_Nss1,(MCS0)_2TX EBW

5825MHz

10/06/2022

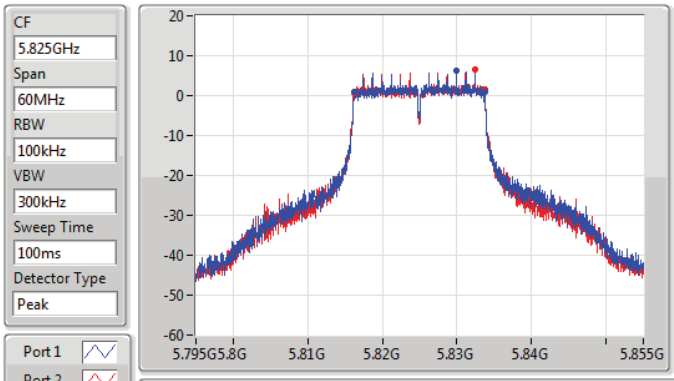

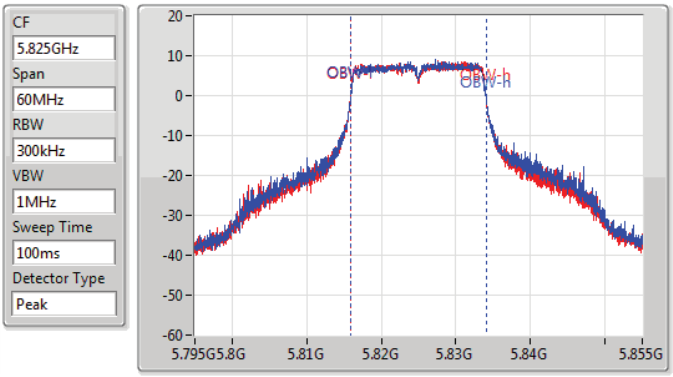

6dB(Hz)	Fl-6dB(Hz)	Fh-6dB(Hz)	OBW(Hz)	Fl-OBW(Hz)	Fh-OBW(Hz)	Limit(Hz)	Port
17.55M	5.81618G	5.83373G	18.321M	5.815855G	5.834175G	500k	1
17.58M	5.81615G	5.83373G	18.231M	5.815885G	5.834115G	500k	2

802.11ac VHT40_Nss1,(MCS0)_2TX EBW

5190MHz

23/06/2022

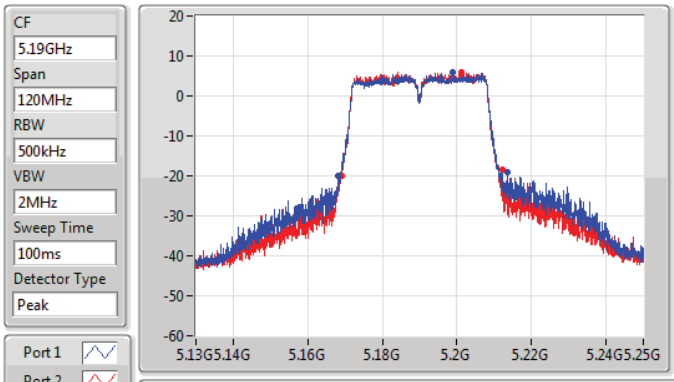

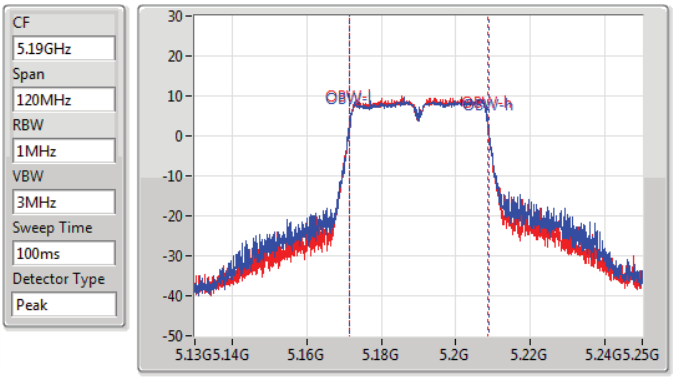

26dB(Hz)	Fl-26dB(Hz)	Fh-26dB(Hz)	OBW(Hz)	Fl-OBW(Hz)	Fh-OBW(Hz)	Limit(Hz)	Port
45.36M	5.1681G	5.21346G	37.421M	5.171409G	5.208831G	Inf	1
43.14M	5.169G	5.21214G	37.181M	5.171409G	5.208591G	Inf	2

802.11ac VHT40_Nss1,(MCS0)_2TX EBW

5230MHz

23/06/2022

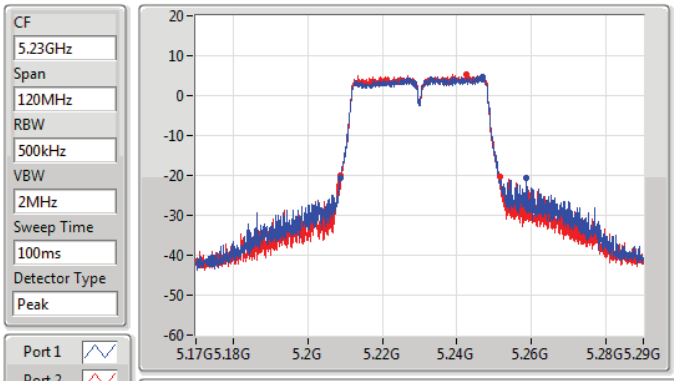

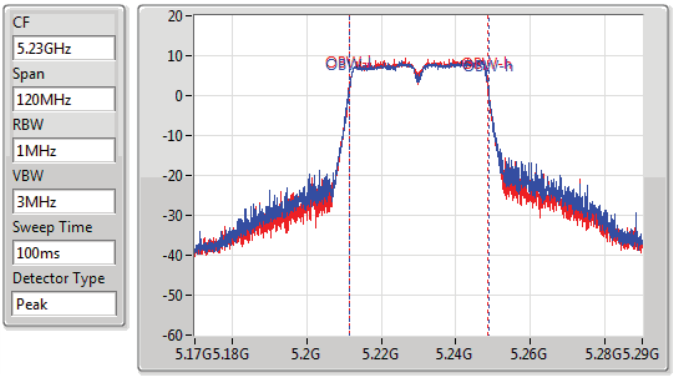

26dB(Hz)	Fl-26dB(Hz)	Fh-26dB(Hz)	OBW(Hz)	Fl-OBW(Hz)	Fh-OBW(Hz)	Limit(Hz)	Port
49.8M	5.20864G	5.25844G	37.421M	5.211349G	5.248771G	Inf	1
42.48M	5.20894G	5.25142G	37.181M	5.211409G	5.248591G	Inf	2

802.11ac VHT40_Nss1,(MCS0)_2TX EBW

5270MHz

10/06/2022

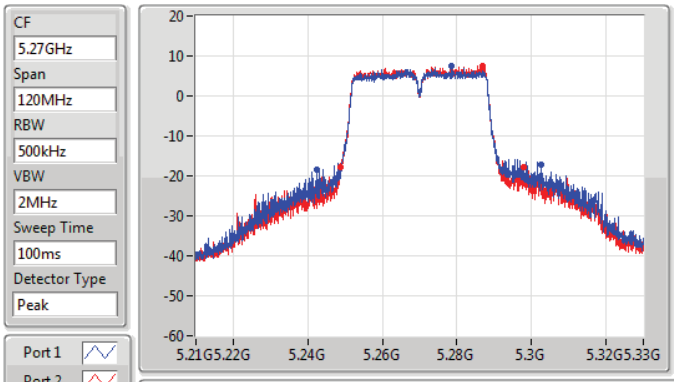

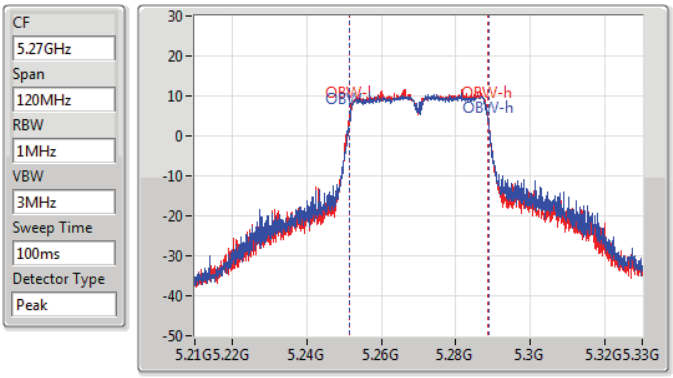

26dB(Hz)	Fl-26dB(Hz)	Fh-26dB(Hz)	OBW(Hz)	Fl-OBW(Hz)	Fh-OBW(Hz)	Limit(Hz)	Port
60.06M	5.2424G	5.30246G	37.601M	5.251349G	5.288951G	Inf	1
49.08M	5.24876G	5.29784G	37.361M	5.251349G	5.288711G	Inf	2

802.11ac VHT40_Nss1,(MCS0)_2TX EBW

5310MHz

23/06/2022

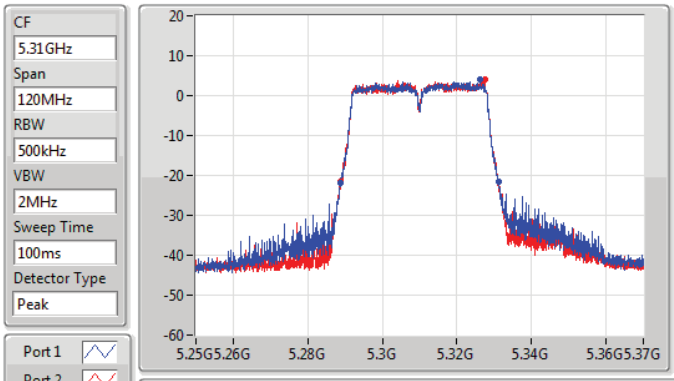

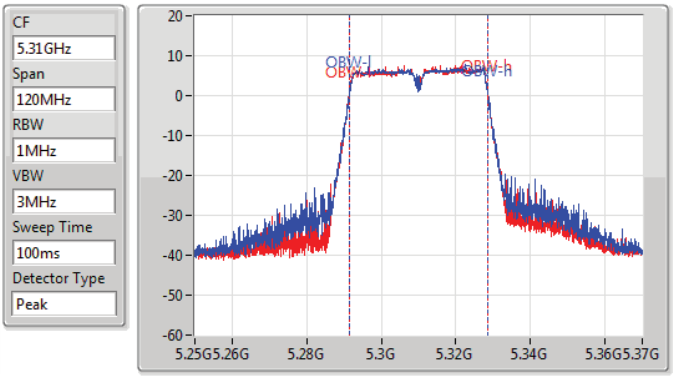

26dB(Hz)	Fl-26dB(Hz)	Fh-26dB(Hz)	OBW(Hz)	Fl-OBW(Hz)	Fh-OBW(Hz)	Limit(Hz)	Port
42.6M	5.28864G	5.33124G	37.181M	5.291409G	5.328591G	Inf	1
42.42M	5.28864G	5.33106G	37.181M	5.291409G	5.328591G	Inf	2

802.11ac VHT40_Nss1,(MCS0)_2TX EBW

5510MHz

23/06/2022

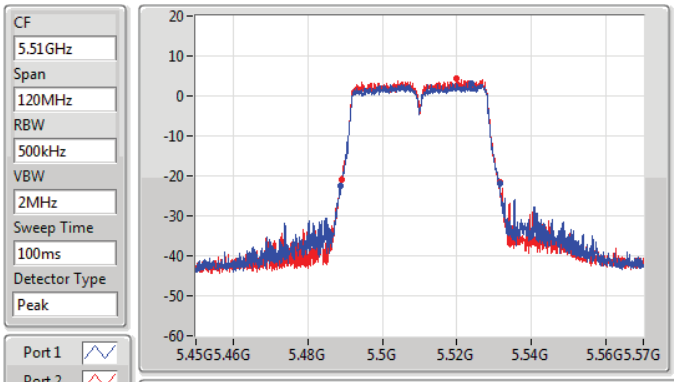

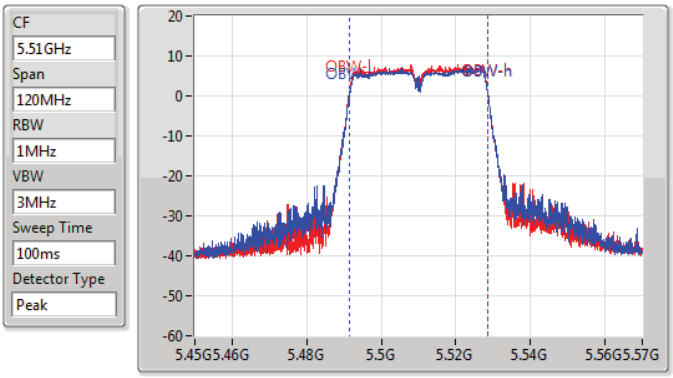

26dB(Hz)	Fl-26dB(Hz)	Fh-26dB(Hz)	OBW(Hz)	Fl-OBW(Hz)	Fh-OBW(Hz)	Limit(Hz)	Port
42.6M	5.48882G	5.53142G	37.241M	5.491409G	5.528651G	Inf	1
42.48M	5.48906G	5.53154G	37.121M	5.491469G	5.528591G	Inf	2

802.11ac VHT40_Nss1,(MCS0)_2TX EBW

5550MHz

12/07/2022

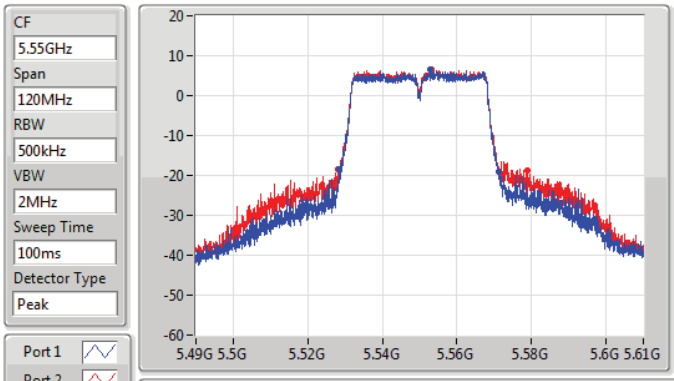

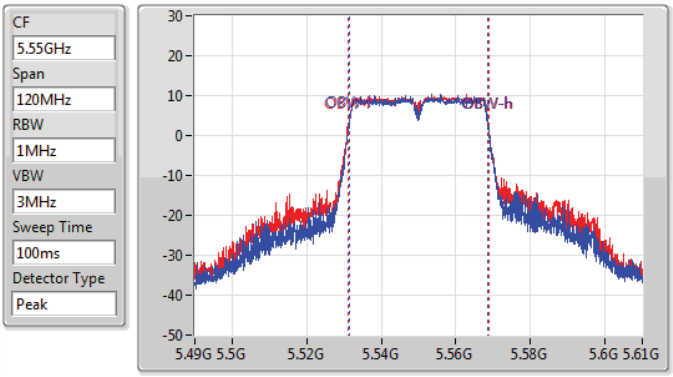

26dB(Hz)	Fl-26dB(Hz)	Fh-26dB(Hz)	OBW(Hz)	Fl-OBW(Hz)	Fh-OBW(Hz)	Limit(Hz)	Port
42.72M	5.52858G	5.5713G	37.301M	5.531349G	5.568651G	Inf	1
50.76M	5.52816G	5.57892G	37.601M	5.531169G	5.568771G	Inf	2

802.11ac VHT40_Nss1,(MCS0)_2TX EBW

5670MHz

23/06/2022

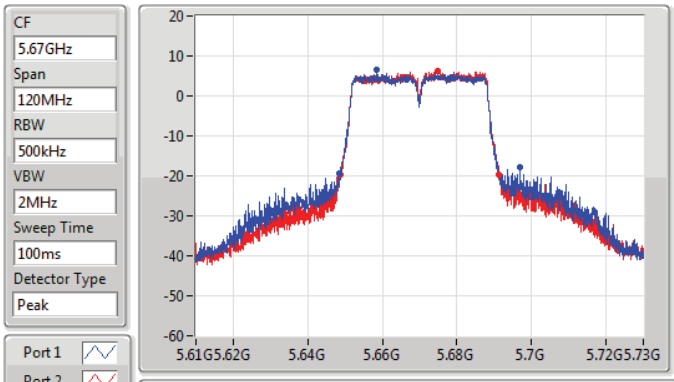

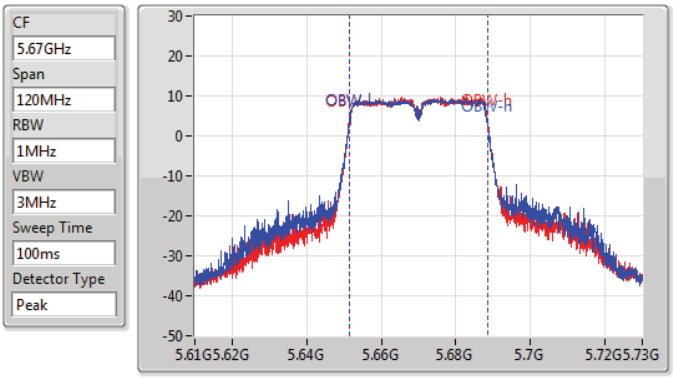

26dB(Hz)	Fl-26dB(Hz)	Fh-26dB(Hz)	OBW(Hz)	Fl-OBW(Hz)	Fh-OBW(Hz)	Limit(Hz)	Port
48.36M	5.64852G	5.69688G	37.421M	5.651289G	5.688711G	Inf	1
42.72M	5.64864G	5.69136G	37.301M	5.651349G	5.688651G	Inf	2

802.11ac VHT40_Nss1,(MCS0)_2TX EBW

5710MHz Straddle 5.47-5.725GHz

10/06/2022

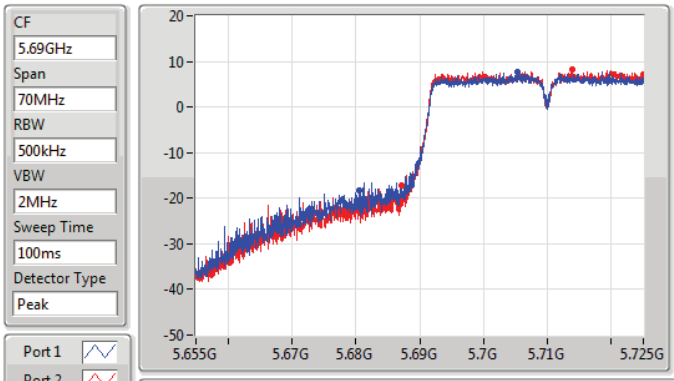

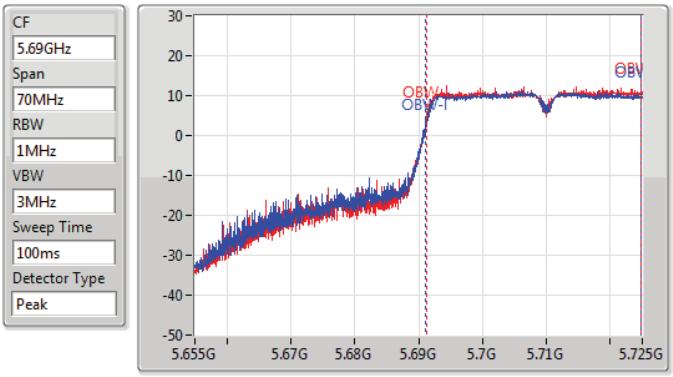

26dB(Hz)	Fl-26dB(Hz)	Fh-26dB(Hz)	OBW(Hz)	Fl-OBW(Hz)	Fh-OBW(Hz)	Limit(Hz)	Port
44.485M	5.680515G	5.725G	33.723M	5.691084G	5.724808G	Inf	1
37.765M	5.687235G	5.725G	33.653M	5.691189G	5.724843G	Inf	2

802.11ac VHT40_Nss1,(MCS0)_2TX EBW

5710MHz Straddle 5.725-5.85GHz

10/06/2022

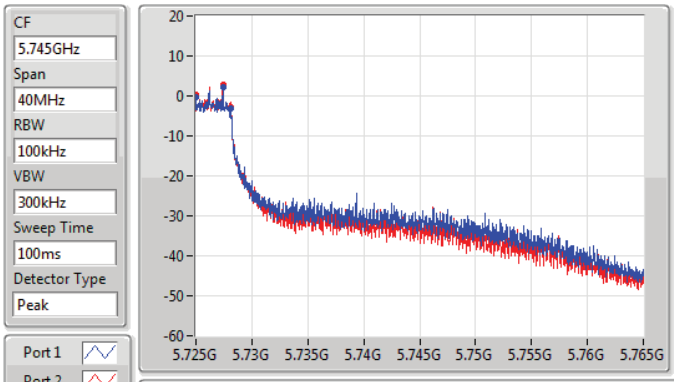

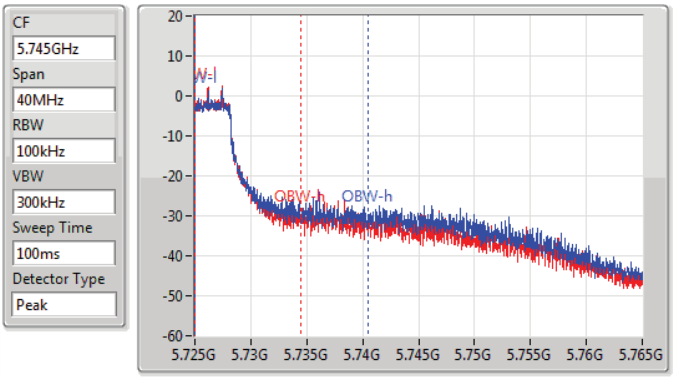

6dB(Hz)	Fl-6dB(Hz)	Fh-6dB(Hz)	OBW(Hz)	Fl-OBW(Hz)	Fh-OBW(Hz)	Limit(Hz)	Port
3.1M	5.725G	5.7281G	15.492M	5.72501G	5.740502G	500k	1
3.1M	5.725G	5.7281G	9.455M	5.72501G	5.734465G	500k	2

802.11ac VHT40_Nss1,(MCS0)_2TX EBW

5755MHz

12/07/2022

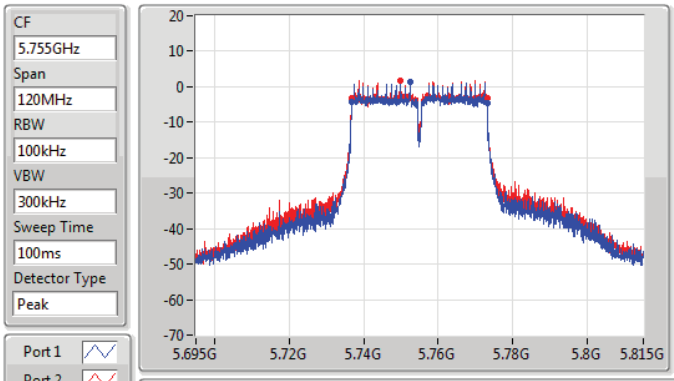

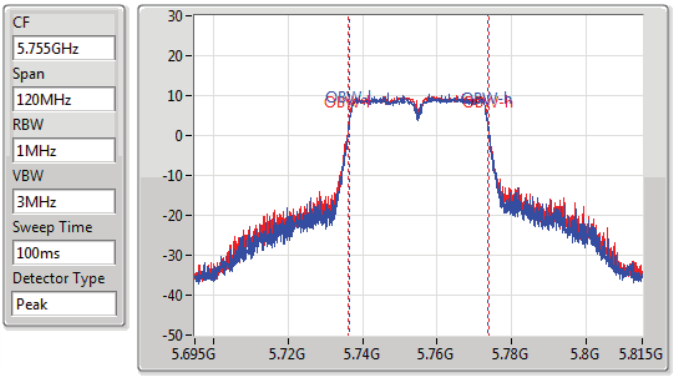

6dB(Hz)	Fl-6dB(Hz)	Fh-6dB(Hz)	OBW(Hz)	Fl-OBW(Hz)	Fh-OBW(Hz)	Limit(Hz)	Port
36.36M	5.73676G	5.77312G	37.301M	5.736349G	5.773651G	500k	1
36.36M	5.73676G	5.77312G	37.541M	5.736229G	5.773771G	500k	2

802.11ac VHT40_Nss1,(MCS0)_2TX EBW

5755MHz

12/07/2022

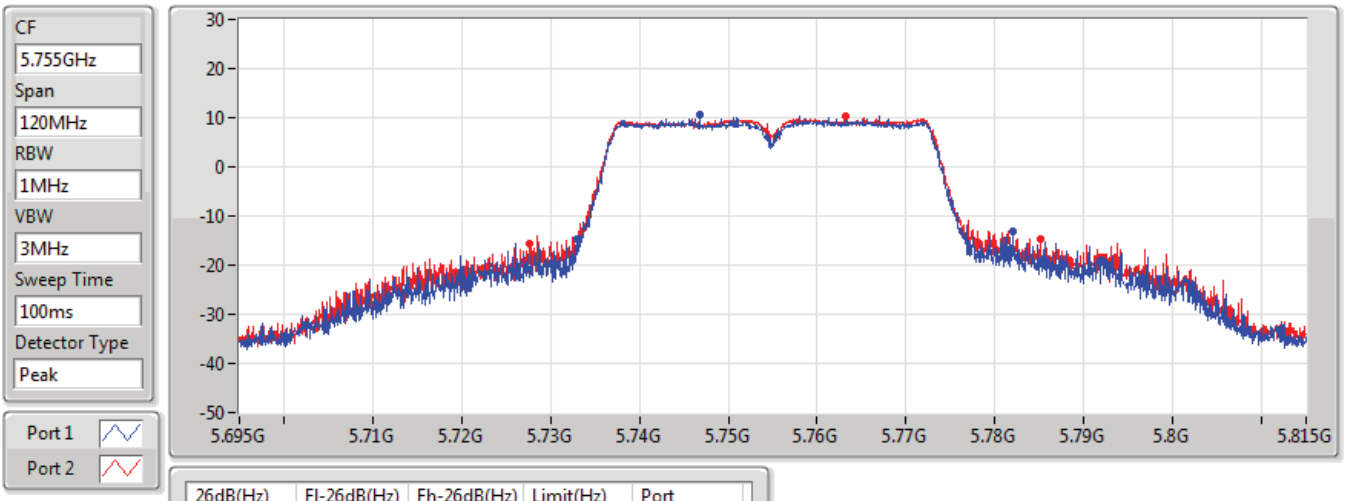

26dB(Hz)	Fl-26dB(Hz)	Fh-26dB(Hz)	Limit(Hz)	Port
49.08M	5.73292G	5.782G	Inf	1
57.36M	5.7277G	5.78506G	Inf	2

802.11ac VHT40_Nss1,(MCS0)_2TX EBW

5795MHz

10/06/2022

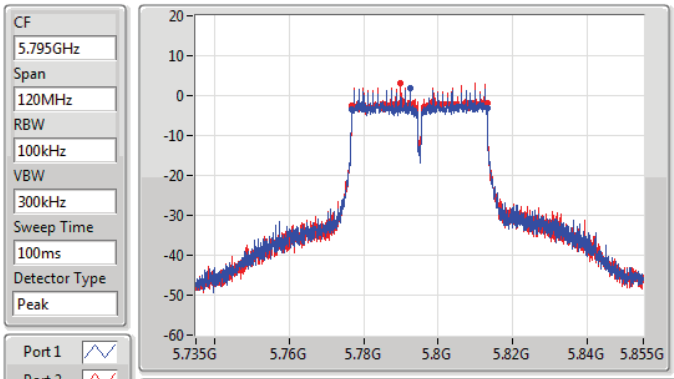

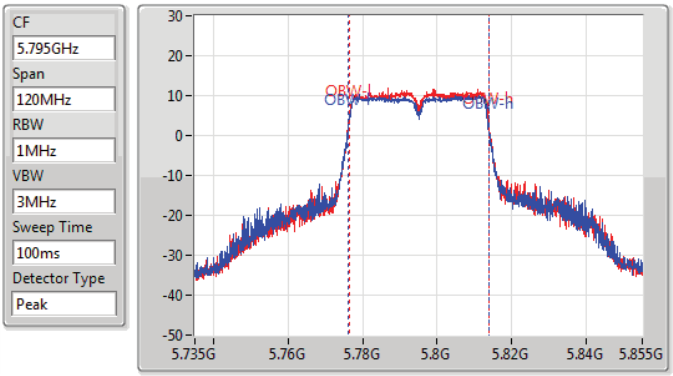

6dB(Hz)	Fl-6dB(Hz)	Fh-6dB(Hz)	OBW(Hz)	Fl-OBW(Hz)	Fh-OBW(Hz)	Limit(Hz)	Port
36.36M	5.77676G	5.81312G	37.661M	5.776229G	5.813891G	500k	1
36.3M	5.77682G	5.81312G	37.421M	5.776349G	5.813771G	500k	2

802.11ac VHT80_Nss1,(MCS0)_2TX EBW

5210MHz

10/06/2022

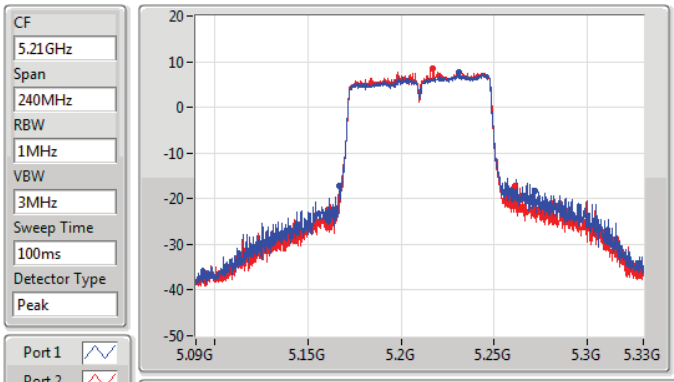

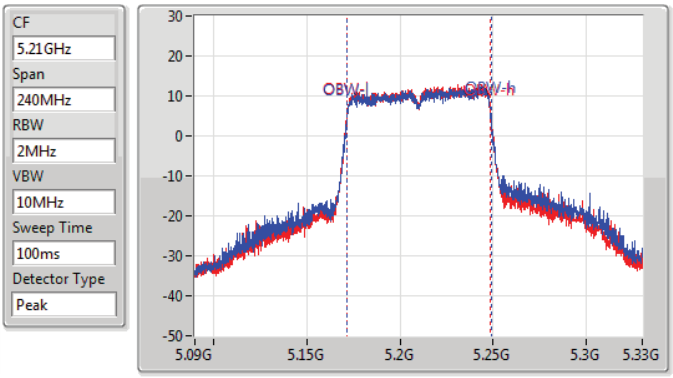

26dB(Hz)	Fl-26dB(Hz)	Fh-26dB(Hz)	OBW(Hz)	Fl-OBW(Hz)	Fh-OBW(Hz)	Limit(Hz)	Port
105M	5.16704G	5.27204G	77.121M	5.171859G	5.248981G	Inf	1
93.6M	5.16776G	5.26136G	76.882M	5.171859G	5.248741G	Inf	2

802.11ac VHT80_Nss1,(MCS0)_2TX EBW

5290MHz

23/06/2022

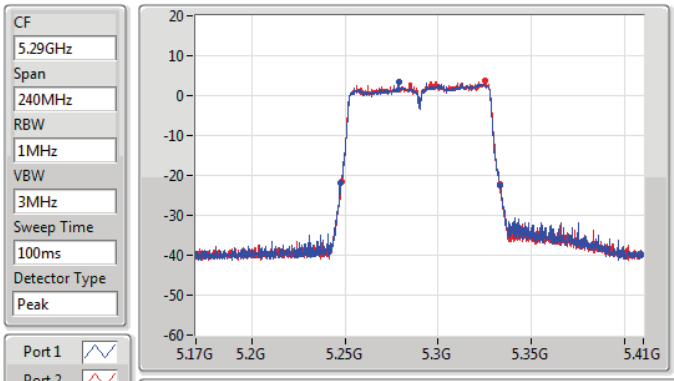

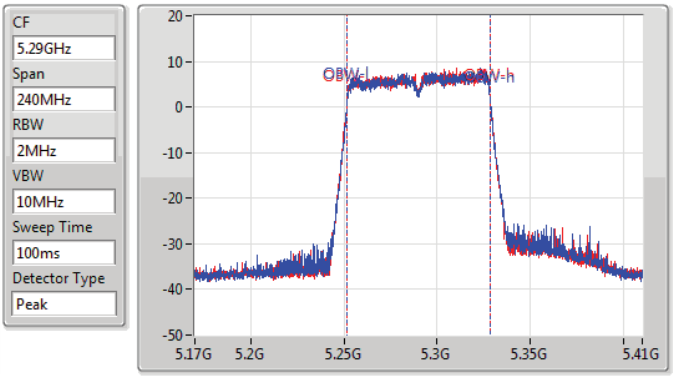

26dB(Hz)	Fl-26dB(Hz)	Fh-26dB(Hz)	OBW(Hz)	Fl-OBW(Hz)	Fh-OBW(Hz)	Limit(Hz)	Port
86.16M	5.24728G	5.33344G	76.642M	5.251859G	5.328501G	Inf	1
84.96M	5.248G	5.33296G	76.642M	5.251859G	5.328501G	Inf	2

802.11ac VHT80_Nss1,(MCS0)_2TX EBW

5530MHz

23/06/2022

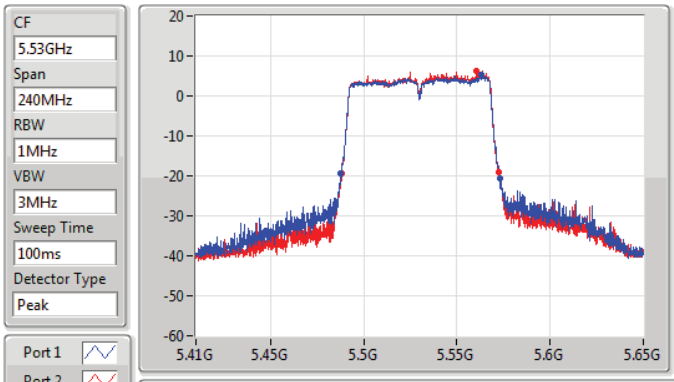

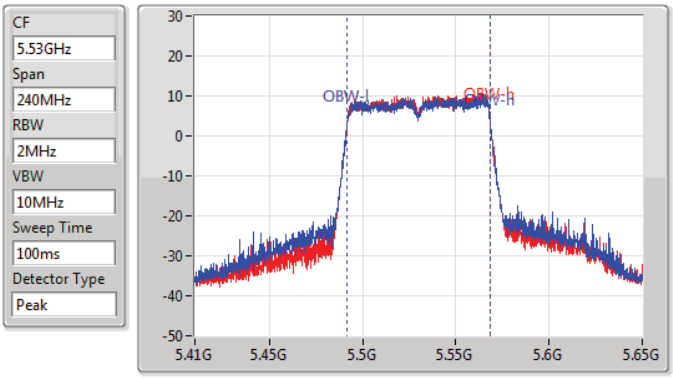

26dB(Hz)	Fl-26dB(Hz)	Fh-26dB(Hz)	OBW(Hz)	Fl-OBW(Hz)	Fh-OBW(Hz)	Limit(Hz)	Port
85.44M	5.48764G	5.57308G	76.762M	5.491739G	5.568501G	Inf	1
84.36M	5.48824G	5.5726G	76.522M	5.491859G	5.568381G	Inf	2

802.11ac VHT80_Nss1,(MCS0)_2TX EBW

5690MHz Straddle 5.47-5.725GHz

10/06/2022

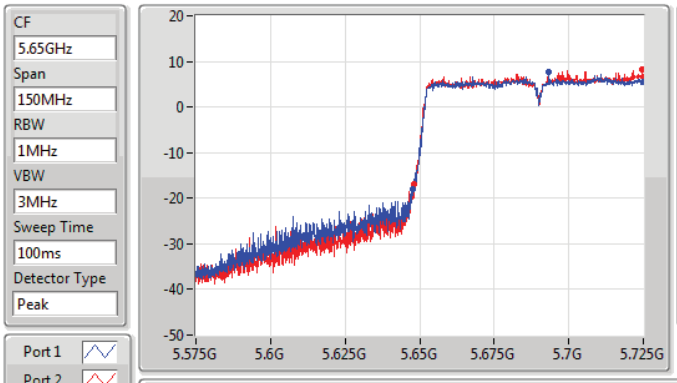

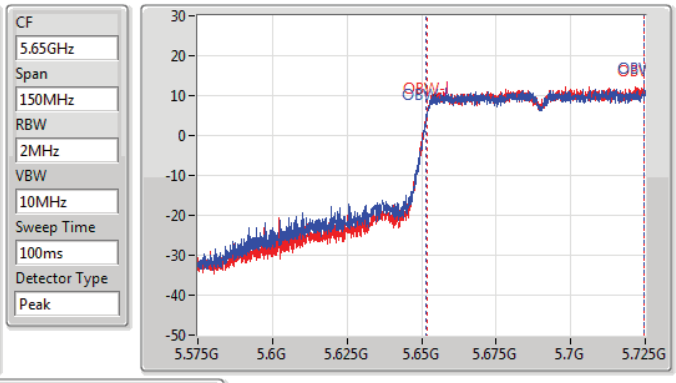

26dB(Hz)	Fl-26dB(Hz)	Fh-26dB(Hz)	OBW(Hz)	Fl-OBW(Hz)	Fh-OBW(Hz)	Limit(Hz)	Port
77.475M	5.647525G	5.725G	73.088M	5.651649G	5.724738G	Inf	1
76.875M	5.648125G	5.725G	72.939M	5.651724G	5.724663G	Inf	2

802.11ac VHT80_Nss1,(MCS0)_2TX EBW

5690MHz Straddle 5.725-5.85GHz

10/06/2022

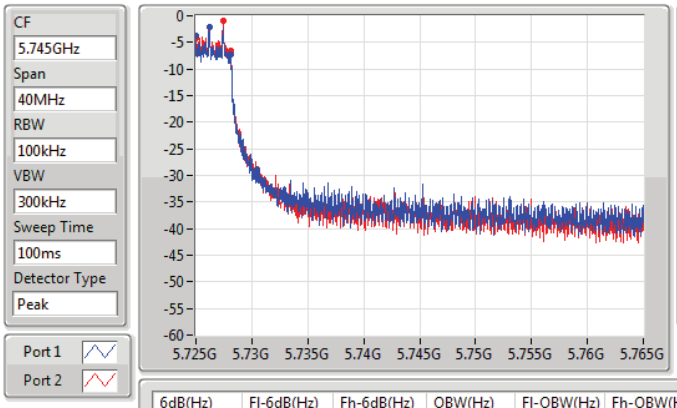

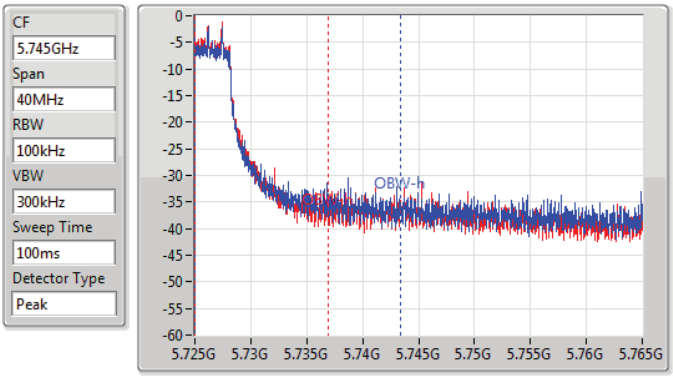

6dB(Hz)	Fl-6dB(Hz)	Fh-6dB(Hz)	OBW(Hz)	Fl-OBW(Hz)	Fh-OBW(Hz)	Limit(Hz)	Port
3.1M	5.725G	5.7281G	18.331M	5.72501G	5.743341G	500k	1
3.1M	5.725G	5.7281G	11.914M	5.72501G	5.736924G	500k	2

802.11ac VHT80_Nss1,(MCS0)_2TX EBW

5775MHz

10/06/2022

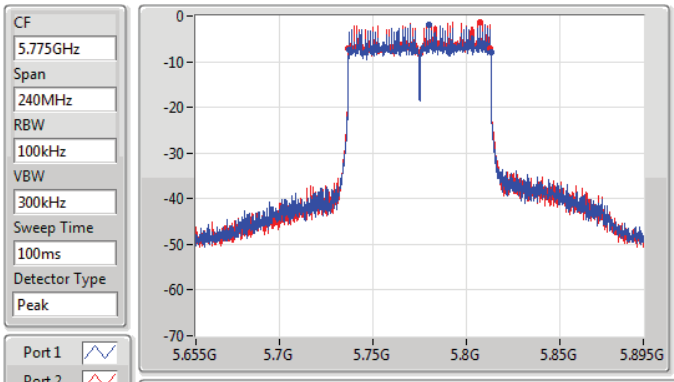

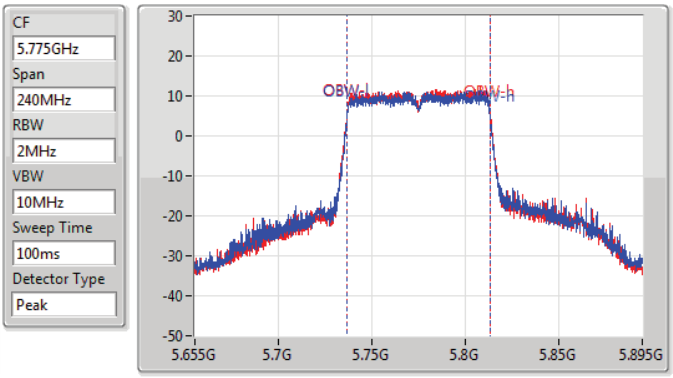

6dB(Hz)	Fl-6dB(Hz)	Fh-6dB(Hz)	OBW(Hz)	Fl-OBW(Hz)	Fh-OBW(Hz)	Limit(Hz)	Port
75.84M	5.73732G	5.81316G	76.762M	5.736739G	5.813501G	500k	1
76.2M	5.73684G	5.81304G	76.882M	5.736619G	5.813501G	500k	2

Summary

Mode	Total Power (dBm)	Total Power (W)	EIRP (dBm)	EIRP (W)
5.15-5.25GHz	-	-	-	-
802.11a_Nss1,(6Mbps)_2TX	20.21	0.10495	22.31	0.17022
802.11ac VHT20_Nss1,(MCS0)_2TX	20.11	0.10257	22.21	0.16634
802.11ac VHT40_Nss1,(MCS0)_2TX	18.34	0.06823	20.44	0.11066
802.11ac VHT80_Nss1,(MCS0)_2TX	18.62	0.07278	20.72	0.11803
5.25-5.35GHz	-	-	-	-
802.11a_Nss1,(6Mbps)_2TX	20.24	0.10568	23.44	0.22080
802.11ac VHT20_Nss1,(MCS0)_2TX	20.20	0.10471	23.40	0.21878
802.11ac VHT40_Nss1,(MCS0)_2TX	18.98	0.07907	22.18	0.16520
802.11ac VHT80_Nss1,(MCS0)_2TX	15.22	0.03327	18.42	0.06950
5.47-5.725GHz	-	-	-	-
802.11a_Nss1,(6Mbps)_2TX	20.42	0.11015	24.22	0.26424
802.11n HT20_Nss1,(MCS0)_2TX	19.40	0.08710	23.20	0.20893
802.11n HT40_Nss1,(MCS0)_2TX	18.35	0.06839	22.15	0.16406
802.11ac VHT20_Nss1,(MCS0)_2TX	20.24	0.10568	24.04	0.25351
802.11ac VHT40_Nss1,(MCS0)_2TX	19.26	0.08433	23.06	0.20230
802.11ac VHT80_Nss1,(MCS0)_2TX	18.58	0.07211	22.38	0.17298
5.725-5.85GHz	-	-	-	-
802.11a_Nss1,(6Mbps)_2TX	20.57	0.11402	23.77	0.23823
802.11ac VHT20_Nss1,(MCS0)_2TX	20.25	0.10593	23.45	0.22131
802.11ac VHT40_Nss1,(MCS0)_2TX	18.65	0.07328	21.85	0.15311
802.11ac VHT80_Nss1,(MCS0)_2TX	18.18	0.06577	21.38	0.13740

Result

Mode	Result	DG (dBi)	Port 1 (dBm)	Port 2 (dBm)	Total Power (dBm)	Power Limit (dBm)	EIRP (dBm)	EIRP Limit (dBm)
802.11a_Nss1,(6Mbps)_2TX	-	-	-	-	-	-	-	-
5180MHz	Pass	2.10	16.85	17.31	20.10	23.98	22.20	30.00
5200MHz	Pass	2.10	16.96	17.38	20.19	23.98	22.29	30.00
5240MHz	Pass	2.10	17	17.4	20.21	23.98	22.31	30.00
5260MHz	Pass	3.20	16.8	17.09	19.96	23.98	23.16	30.00
5300MHz	Pass	3.20	17.05	17.4	20.24	23.98	23.44	30.00
5320MHz	Pass	3.20	16.98	17.43	20.22	23.98	23.42	30.00
5500MHz	Pass	3.80	15.19	15.8	18.52	23.98	22.32	30.00
5580MHz	Pass	3.80	16.89	17.14	20.03	23.98	23.83	30.00
5700MHz	Pass	3.80	14.15	14.16	17.17	23.98	20.97	30.00
5720MHz Straddle 5.47-5.725GHz	Pass	3.80	17.19	17.61	20.42	23.57	24.22	29.57
5720MHz Straddle 5.725-5.85GHz	Pass	3.20	11.2	11.6	14.41	30.00	17.61	36.00
5745MHz	Pass	3.20	16.8	17.57	20.21	30.00	23.41	36.00
5785MHz	Pass	3.20	17.09	17.95	20.55	30.00	23.75	36.00
5825MHz	Pass	3.20	17.55	17.57	20.57	30.00	23.77	36.00
802.11n HT20_Nss1,(MCS0)_2TX	-	-	-	-	-	-	-	-
5580MHz	Pass	3.80	16.23	16.55	19.40	23.98	23.20	30.00
802.11n HT40_Nss1,(MCS0)_2TX	-	-	-	-	-	-	-	-
5550MHz	Pass	3.80	15.30	15.38	18.35	23.98	22.15	30.00
802.11ac VHT20_Nss1,(MCS0)_2TX	-	-	-	-	-	-	-	-
5180MHz	Pass	2.10	16.75	17.21	20.00	23.98	22.10	30.00
5200MHz	Pass	2.10	16.8	17.38	20.11	23.98	22.21	30.00
5240MHz	Pass	2.10	16.83	17.3	20.08	23.98	22.18	30.00
5260MHz	Pass	3.20	16.87	17.17	20.03	23.98	23.23	30.00
5300MHz	Pass	3.20	16.98	17.37	20.19	23.98	23.39	30.00
5320MHz	Pass	3.20	17.11	17.26	20.20	23.98	23.40	30.00
5500MHz	Pass	3.80	14.19	14.87	17.55	23.98	21.35	30.00
5580MHz	Pass	3.80	16.68	17.21	19.96	23.98	23.76	30.00
5700MHz	Pass	3.80	13.68	13.68	16.69	23.98	20.49	30.00
5720MHz Straddle 5.47-5.725GHz	Pass	3.80	16.94	17.51	20.24	23.98	24.04	30.00
5720MHz Straddle 5.725-5.85GHz	Pass	3.20	11.67	11.91	14.80	30.00	18.00	36.00
5745MHz	Pass	3.20	16.49	17.23	19.89	30.00	23.09	36.00
5785MHz	Pass	3.20	16.19	17.08	19.67	30.00	22.87	36.00
5825MHz	Pass	3.20	17.23	17.24	20.25	30.00	23.45	36.00
802.11ac VHT40_Nss1,(MCS0)_2TX	-	-	-	-	-	-	-	-
5190MHz	Pass	2.10	15.26	15.4	18.34	23.98	20.44	30.00
5230MHz	Pass	2.10	14.79	14.99	17.90	23.98	20.00	30.00
5270MHz	Pass	3.20	15.85	16.09	18.98	23.98	22.18	30.00
5310MHz	Pass	3.20	13.54	13.26	16.41	23.98	19.61	30.00
5510MHz	Pass	3.80	13.17	13.67	16.44	23.98	20.24	30.00
5550MHz	Pass	3.80	15.37	15.50	18.45	23.98	22.25	30.00
5670MHz	Pass	3.80	15.73	15.79	18.77	23.98	22.57	30.00
5710MHz Straddle 5.47-5.725GHz	Pass	3.80	16.1	16.4	19.26	23.98	23.06	30.00
5710MHz Straddle 5.725-5.85GHz	Pass	3.20	6.45	6.75	9.61	30.00	12.81	36.00
5755MHz	Pass	3.20	15.22	15.67	18.46	30.00	21.66	36.00
5795MHz	Pass	3.20	15.08	16.13	18.65	30.00	21.85	36.00
802.11ac VHT80_Nss1,(MCS0)_2TX	-	-	-	-	-	-	-	-
5210MHz	Pass	2.10	15.5	15.72	18.62	23.98	20.72	30.00
5290MHz	Pass	3.20	12.21	12.2	15.22	23.98	18.42	30.00
5530MHz	Pass	3.80	14.19	14.41	17.31	23.98	21.11	30.00
5690MHz Straddle 5.47-5.725GHz	Pass	3.80	15.44	15.69	18.58	23.98	22.38	30.00
5690MHz Straddle 5.725-5.85GHz	Pass	3.20	2.18	2.97	5.60	30.00	8.80	36.00
5775MHz	Pass	3.20	14.85	15.47	18.18	30.00	21.38	36.00

DG = Directional Gain; Port X = Port X output power

802.11a_Nss1,(6Mbps)_2TX AV Power

5720MHz Straddle 5.47-5.725GHz_TnomVnom

10/06/2022

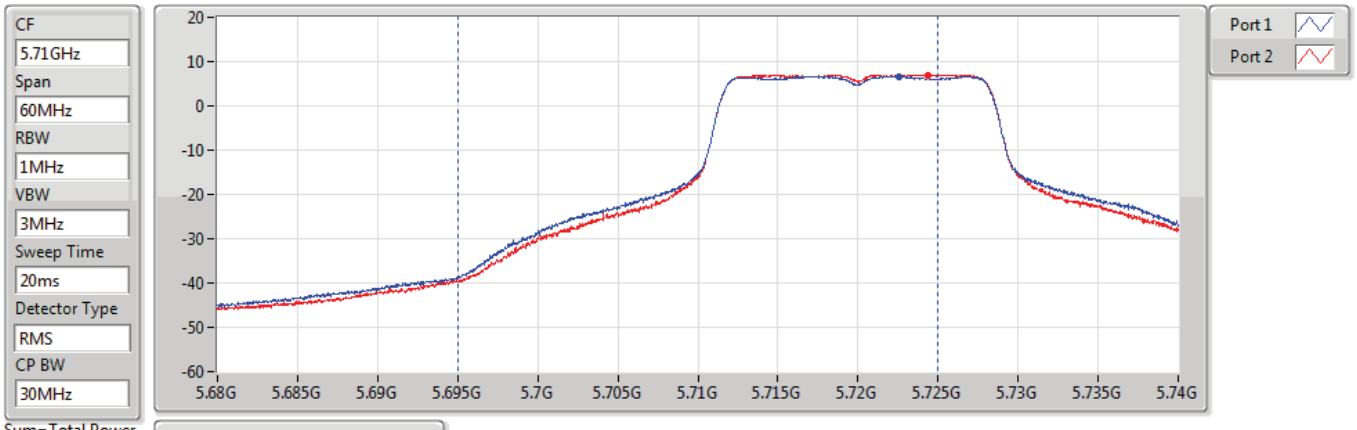

Sum=Total Power
PX=Port X

Sum(dBm)	P1(dBm)	P2(dBm)
20.42	17.19	17.61

802.11a_Nss1,(6Mbps)_2TX AV Power

5720MHz Straddle 5.725-5.85GHz_TnomVnom

10/06/2022

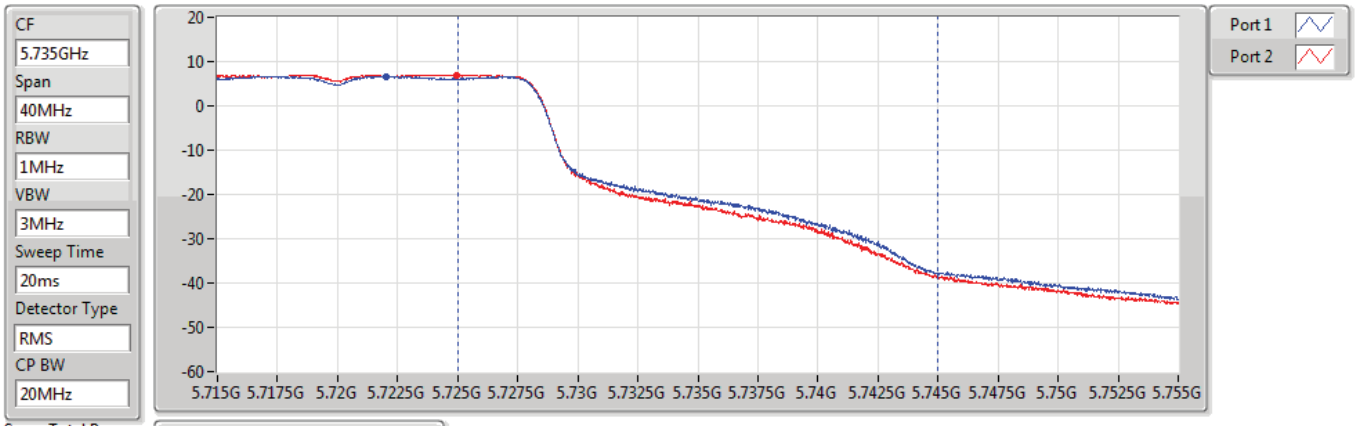

Sum=Total Power
PX=Port X

Sum(dBm)	P1(dBm)	P2(dBm)
14.41	11.20	11.60

802.11ac VHT20_Nss1,(MCS0)_2TX AV Power

5720MHz Straddle 5.47-5.725GHz_TnomVnom

10/06/2022

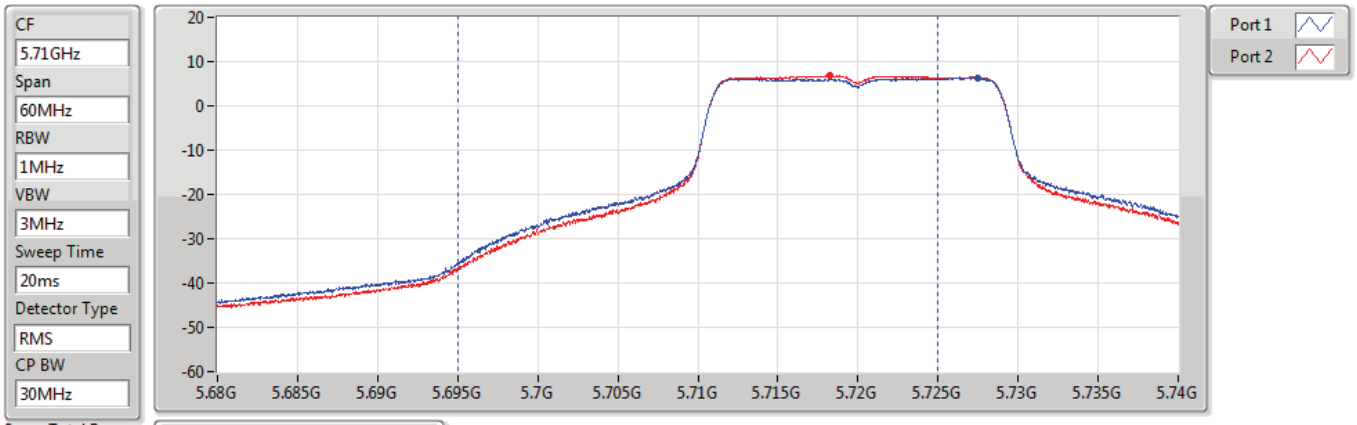

Sum=Total Power
PX=Port X

Sum(dBm)	P1(dBm)	P2(dBm)
20.24	16.94	17.51

802.11ac VHT20_Nss1,(MCS0)_2TX AV Power

5720MHz Straddle 5.725-5.85GHz_TnomVnom

10/06/2022

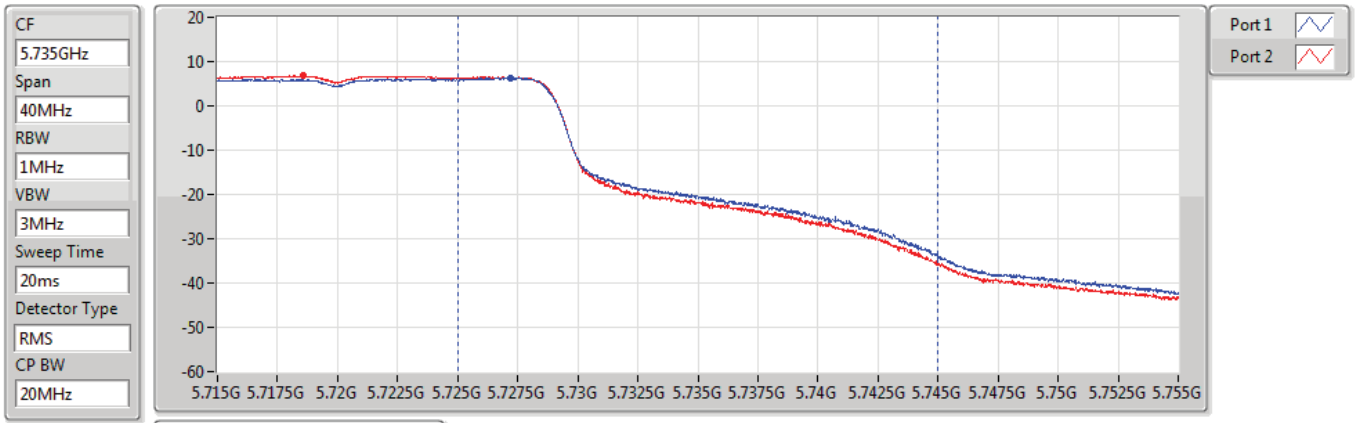

Sum=Total Power
PX=Port X

Sum(dBm)	P1(dBm)	P2(dBm)
14.80	11.67	11.91

802.11ac VHT40_Nss1,(MCS0)_2TX AV Power

5710MHz Straddle 5.47-5.725GHz_TnomVnom

10/06/2022

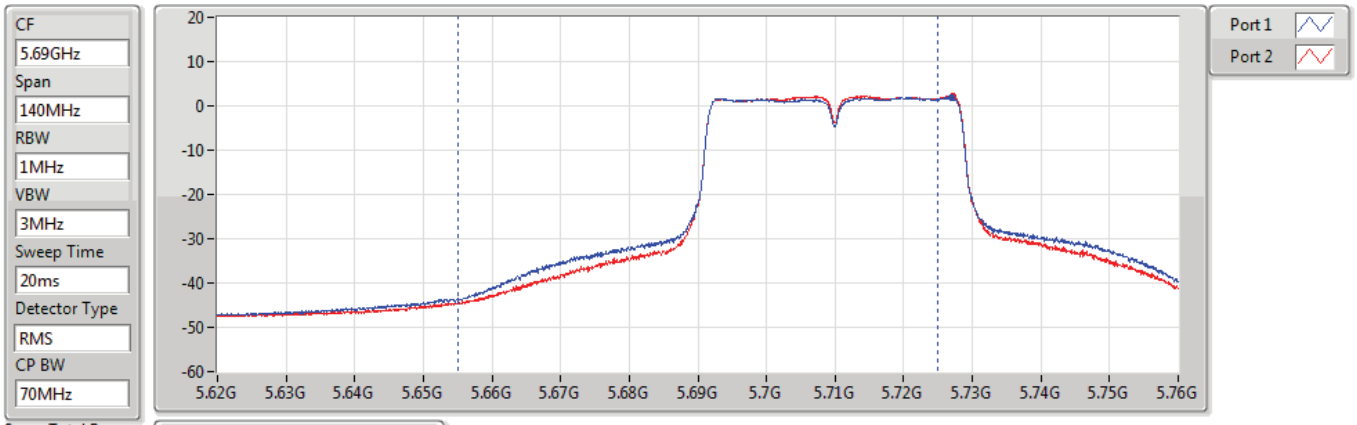

Sum=Total Power
PX=Port X

Sum(dBm)	P1(dBm)	P2(dBm)
19.26	16.10	16.40

802.11ac VHT40_Nss1,(MCS0)_2TX AV Power

5710MHz Straddle 5.725-5.85GHz_TnomVnom

10/06/2022

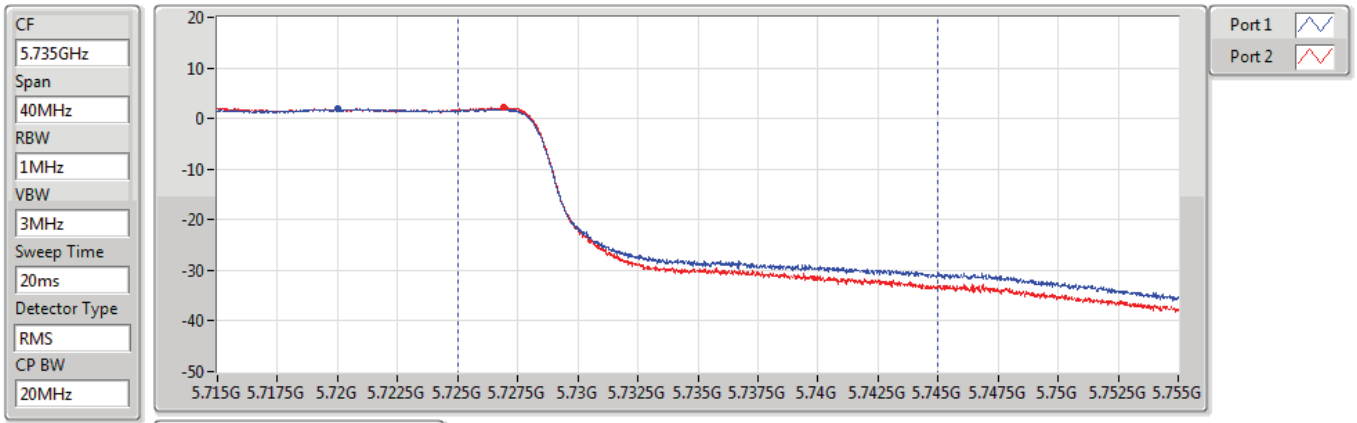

Sum=Total Power
PX=Port X

Sum(dBm)	P1(dBm)	P2(dBm)
9.61	6.45	6.75

802.11ac VHT80_Nss1,(MCS0)_2TX AV Power

5690MHz Straddle 5.47-5.725GHz_TnomVnom

10/06/2022

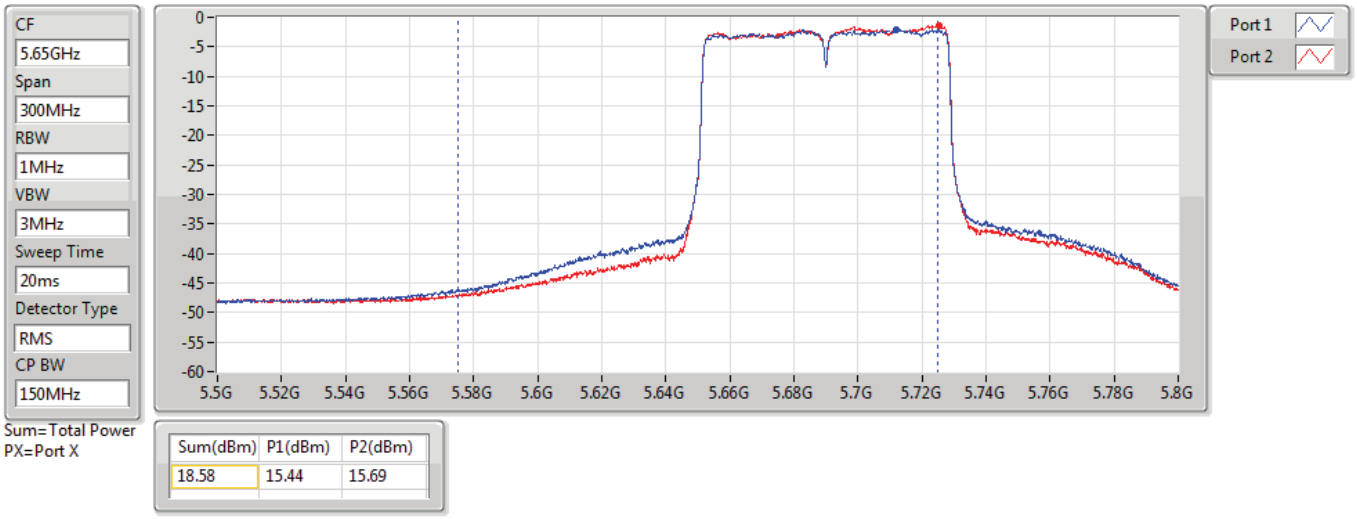

Sum(dBm)	P1(dBm)	P2(dBm)
18.58	15.44	15.69

802.11ac VHT80_Nss1,(MCS0)_2TX AV Power

5690MHz Straddle 5.725-5.85GHz_TnomVnom

10/06/2022

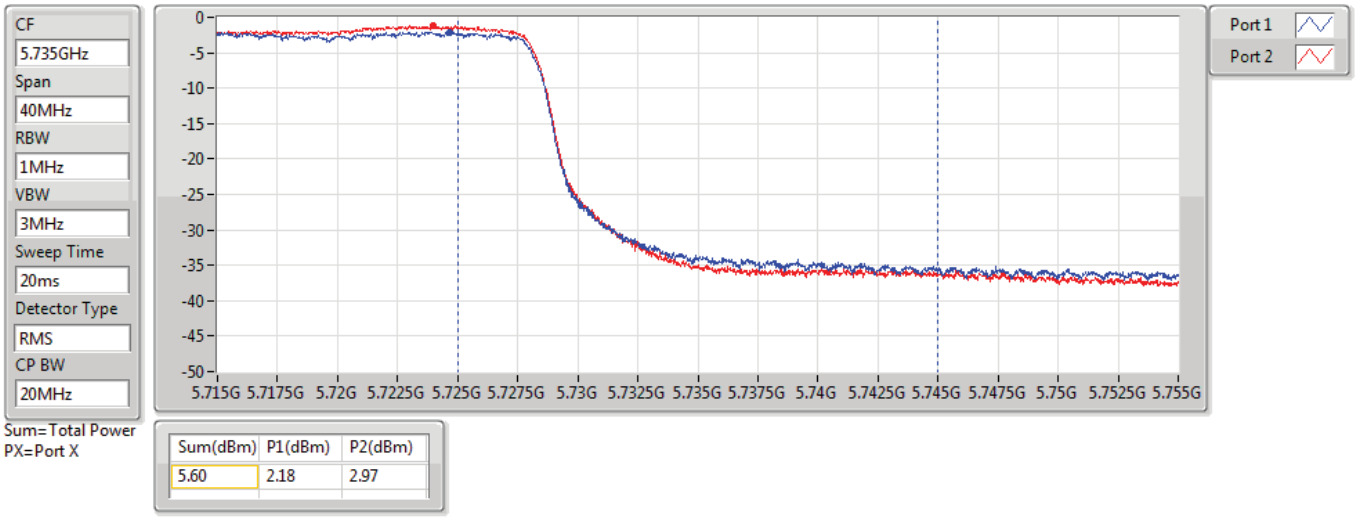

Sum(dBm)	P1(dBm)	P2(dBm)
5.60	2.18	2.97

Summary

Mode	PD (dBm/RBW)	EIRP PD (dBm/RBW)
5.15-5.25GHz	-	-
802.11a_Nss1,(6Mbps)_2TX	7.59	12.65
802.11ac VHT20_Nss1,(MCS0)_2TX	7.24	12.30
802.11ac VHT40_Nss1,(MCS0)_2TX	2.09	7.15
802.11ac VHT80_Nss1,(MCS0)_2TX	0.6	5.66
5.25-5.35GHz	-	-
802.11a_Nss1,(6Mbps)_2TX	7.61	13.53
802.11ac VHT20_Nss1,(MCS0)_2TX	7.29	13.21
802.11ac VHT40_Nss1,(MCS0)_2TX	3.38	9.30
802.11ac VHT80_Nss1,(MCS0)_2TX	-3.74	2.18
5.47-5.725GHz	-	-
802.11a_Nss1,(6Mbps)_2TX	8.23	14.84
802.11n HT20_Nss1,(MCS0)_2TX	6.32	12.93
802.11n HT40_Nss1,(MCS0)_2TX	2.71	9.32
802.11ac VHT20_Nss1,(MCS0)_2TX	7.93	14.54
802.11ac VHT40_Nss1,(MCS0)_2TX	3.41	10.02
802.11ac VHT80_Nss1,(MCS0)_2TX	-0.15	6.46
5.725-5.85GHz	-	-
802.11a_Nss1,(6Mbps)_2TX	6.66	12.20
802.11ac VHT20_Nss1,(MCS0)_2TX	6.29	11.83
802.11ac VHT40_Nss1,(MCS0)_2TX	1.98	7.52
802.11ac VHT80_Nss1,(MCS0)_2TX	-1.76	3.78

RBW = 500kHz for 5.725-5.85GHz band / 1MHz for other band;

Result

Mode	Result	DG (dBi)	Port 1 (dBm/RBW)	Port 2 (dBm/RBW)	PD (dBm/RBW)	PD Limit (dBm/RBW)	EIRP PD (dBm/RBW)	EIRP PD Limit (dBm/RBW)
802.11a_Nss1,(6Mbps)_2TX	-	-	-	-	-	-	-	-
5180MHz	Pass	5.06	4.27	4.65	7.45	11.00	12.51	17.00
5200MHz	Pass	5.06	4.44	4.77	7.59	11.00	12.65	17.00
5240MHz	Pass	5.06	4.44	4.74	7.53	11.00	12.59	17.00
5260MHz	Pass	5.92	4.3	4.52	7.37	11.00	13.29	17.00
5300MHz	Pass	5.92	4.46	4.71	7.53	11.00	13.45	17.00
5320MHz	Pass	5.92	4.51	4.81	7.61	11.00	13.53	17.00
5500MHz	Pass	6.61	1.81	2.35	5.05	10.39	11.66	17.00
5580MHz	Pass	6.61	3.89	4.41	7.12	10.39	13.73	17.00
5700MHz	Pass	6.61	0.82	1.04	3.77	10.39	10.38	17.00
5720MHz Straddle 5.47-5.725GHz	Pass	6.61	5.17	5.52	8.23	10.39	14.84	17.00
5720MHz Straddle 5.725-5.85GHz	Pass	5.54	3.54	3.99	6.66	30.00	12.20	36.00
5745MHz	Pass	5.54	2.69	3.43	5.93	30.00	11.47	36.00
5785MHz	Pass	5.54	2.86	3.79	6.24	30.00	11.78	36.00
5825MHz	Pass	5.54	3.48	3.44	6.40	30.00	11.94	36.00
802.11n HT20_Nss1,(MCS0)_2TX	-	-	-	-	-	-	-	-
5580MHz	Pass	6.61	3.17	3.7	6.32	10.39	12.93	17.00
802.11n HT40_Nss1,(MCS0)_2TX	-	-	-	-	-	-	-	-
5550MHz	Pass	6.61	-0.62	0.05	2.71	10.39	9.32	17.00
802.11ac VHT20_Nss1,(MCS0)_2TX	-	-	-	-	-	-	-	-
5180MHz	Pass	5.06	3.76	4.24	6.97	11.00	12.03	17.00
5200MHz	Pass	5.06	4.07	4.42	7.24	11.00	12.30	17.00
5240MHz	Pass	5.06	4.08	4.37	7.22	11.00	12.28	17.00
5260MHz	Pass	5.92	3.94	4.12	6.95	11.00	12.87	17.00
5300MHz	Pass	5.92	4.11	4.38	7.17	11.00	13.09	17.00
5320MHz	Pass	5.92	4.29	4.43	7.29	11.00	13.21	17.00
5500MHz	Pass	6.61	0.32	0.86	3.57	10.39	10.18	17.00
5580MHz	Pass	6.61	3.78	4.16	6.87	10.39	13.48	17.00
5700MHz	Pass	6.61	0.05	0.16	2.85	10.39	9.46	17.00
5720MHz Straddle 5.47-5.725GHz	Pass	6.61	4.67	5.28	7.93	10.39	14.54	17.00
5720MHz Straddle 5.725-5.85GHz	Pass	5.54	3.22	3.49	6.29	30.00	11.83	36.00
5745MHz	Pass	5.54	1.99	2.76	5.26	30.00	10.80	36.00
5785MHz	Pass	5.54	1.78	2.6	5.03	30.00	10.57	36.00
5825MHz	Pass	5.54	2.82	2.84	5.80	30.00	11.34	36.00
802.11ac VHT40_Nss1,(MCS0)_2TX	-	-	-	-	-	-	-	-
5190MHz	Pass	5.06	-0.89	-0.91	2.09	11.00	7.15	17.00
5230MHz	Pass	5.06	-1.26	-1.21	1.77	11.00	6.83	17.00
5270MHz	Pass	5.92	0.26	0.58	3.38	11.00	9.30	17.00
5310MHz	Pass	5.92	-3.07	-3	-0.15	11.00	5.77	17.00
5510MHz	Pass	6.61	-3.19	-2.74	0.00	10.39	6.61	17.00
5550MHz	Pass	6.61	-0.48	-0.06	2.66	10.39	9.27	17.00
5670MHz	Pass	6.61	-0.8	-0.37	2.27	10.39	8.88	17.00
5710MHz Straddle 5.47-5.725GHz	Pass	6.61	0.32	0.66	3.41	10.39	10.02	17.00
5710MHz Straddle 5.725-5.85GHz	Pass	5.54	-1.08	-0.83	1.98	30.00	7.52	36.00
5755MHz	Pass	5.54	-2.09	-1.48	1.11	30.00	6.65	36.00
5795MHz	Pass	5.54	-2.14	-1.15	1.27	30.00	6.81	36.00
802.11ac VHT80_Nss1,(MCS0)_2TX	-	-	-	-	-	-	-	-
5210MHz	Pass	5.06	-2.42	-2.23	0.60	11.00	5.66	17.00
5290MHz	Pass	5.92	-6.7	-6.72	-3.74	11.00	2.18	17.00
5530MHz	Pass	6.61	-4.78	-4.34	-1.66	10.39	4.95	17.00
5690MHz Straddle 5.47-5.725GHz	Pass	6.61	-3.66	-2.71	-0.15	10.39	6.46	17.00
5690MHz Straddle 5.725-5.85GHz	Pass	5.54	-5.24	-4.31	-1.76	30.00	3.78	36.00
5775MHz	Pass	5.54	-5.47	-4.59	-2.06	30.00	3.48	36.00

DG = Directional Gain; RBW = 500kHz for 5.725-5.85GHz band / 1MHz for other band;
PD = trace bin-by-bin of each transmits port summing can be performed maximum power density; Port X = Port X Power Density;

802.11a_Nss1,(6Mbps)_2TX PSD

5180MHz

09/06/2022

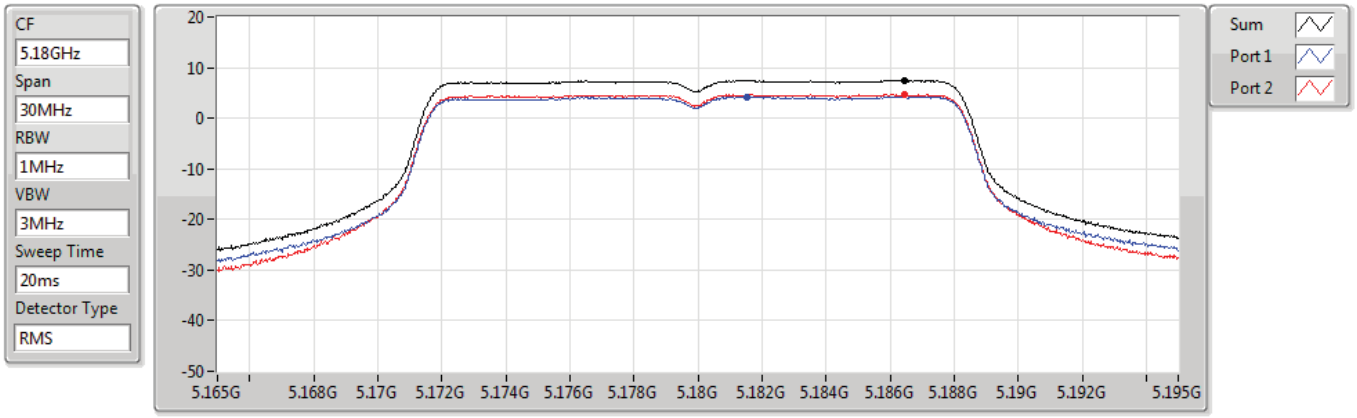

Sum	PD	Port 1	Port 2
(dBm/RBW)	(dBm/RBW)	(dBm/RBW)	(dBm/RBW)
7.45	7.45	4.27	4.65

802.11a_Nss1,(6Mbps)_2TX PSD

5200MHz

10/06/2022

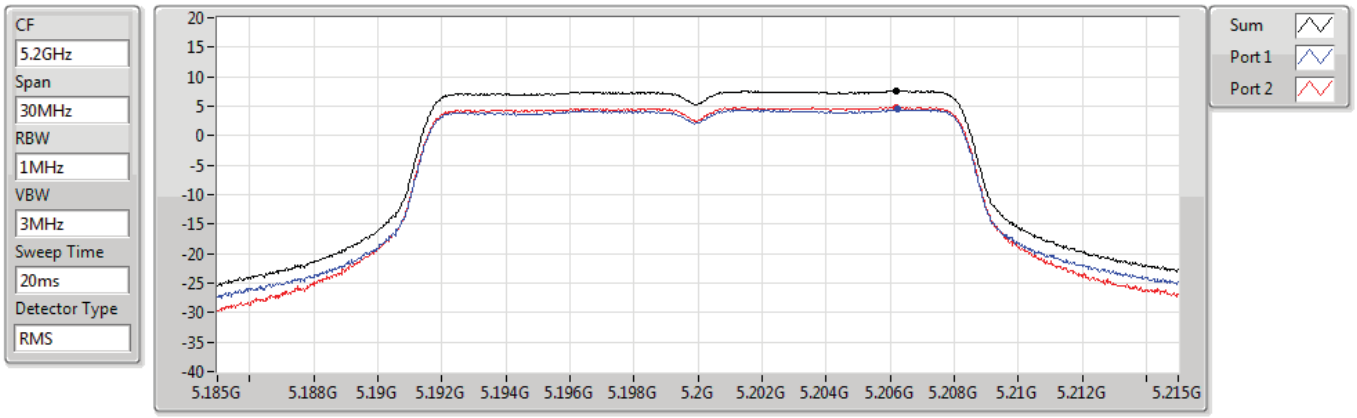

Sum	PD	Port 1	Port 2
(dBm/RBW)	(dBm/RBW)	(dBm/RBW)	(dBm/RBW)
7.59	7.59	4.44	4.77

802.11a_Nss1,(6Mbps)_2TX PSD

5240MHz

10/06/2022

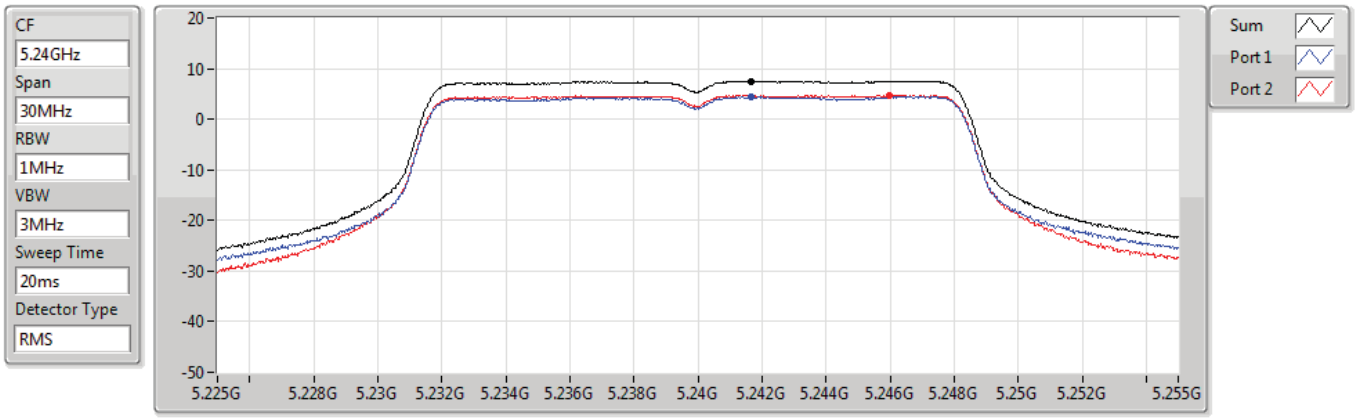

Sum	PD	Port 1	Port 2
(dBm/RBW)	(dBm/RBW)	(dBm/RBW)	(dBm/RBW)
7.53	7.53	4.44	4.74

802.11a_Nss1,(6Mbps)_2TX PSD

5260MHz

10/06/2022

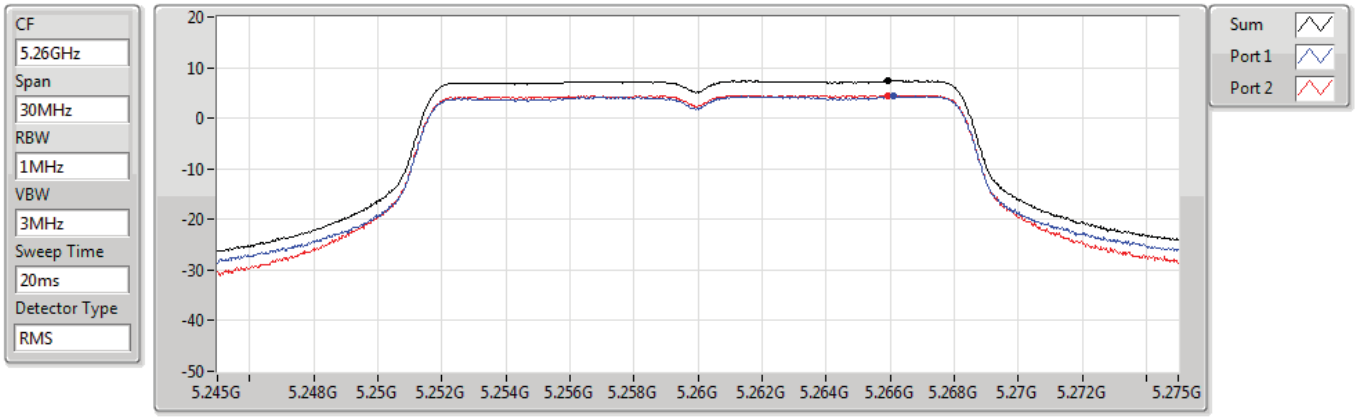

Sum	PD	Port 1	Port 2
(dBm/RBW)	(dBm/RBW)	(dBm/RBW)	(dBm/RBW)
7.37	7.37	4.30	4.52

802.11a_Nss1,(6Mbps)_2TX PSD

5300MHz

10/06/2022

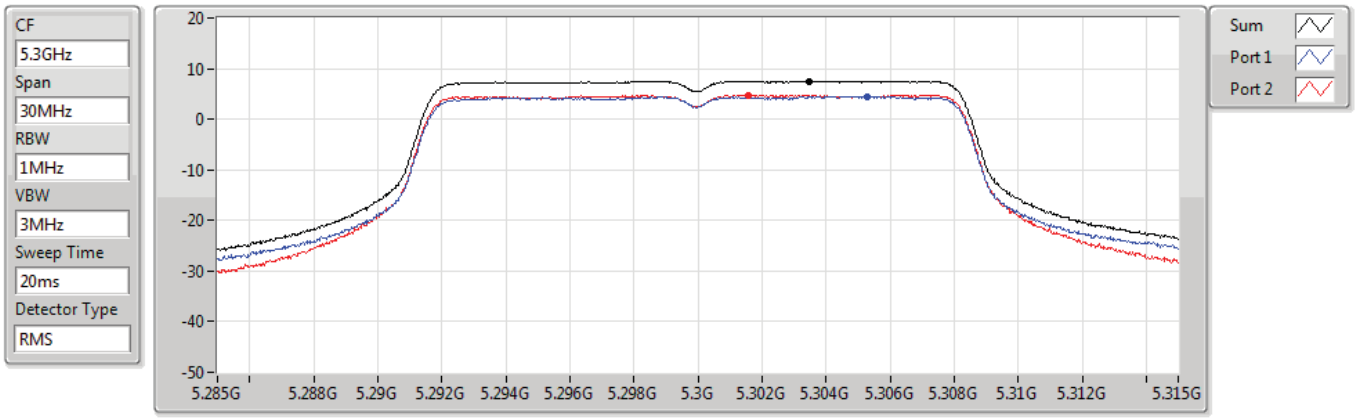

Sum	PD	Port 1	Port 2
(dBm/RBW)	(dBm/RBW)	(dBm/RBW)	(dBm/RBW)
7.53	7.53	4.46	4.71

802.11a_Nss1,(6Mbps)_2TX PSD

5320MHz

10/06/2022

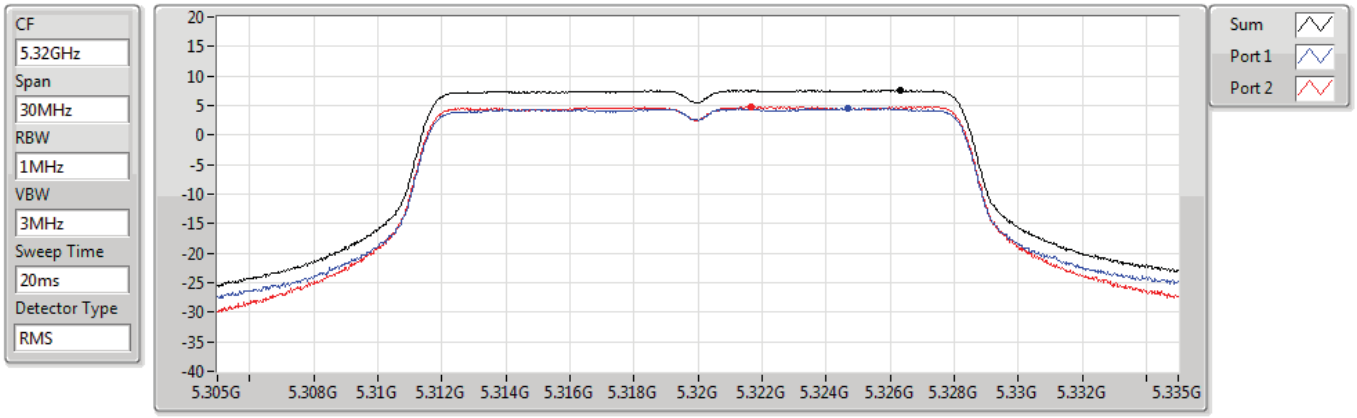

Sum	PD	Port 1	Port 2
(dBm/RBW)	(dBm/RBW)	(dBm/RBW)	(dBm/RBW)
7.61	7.61	4.51	4.81

802.11a_Nss1,(6Mbps)_2TX PSD

5500MHz

23/06/2022

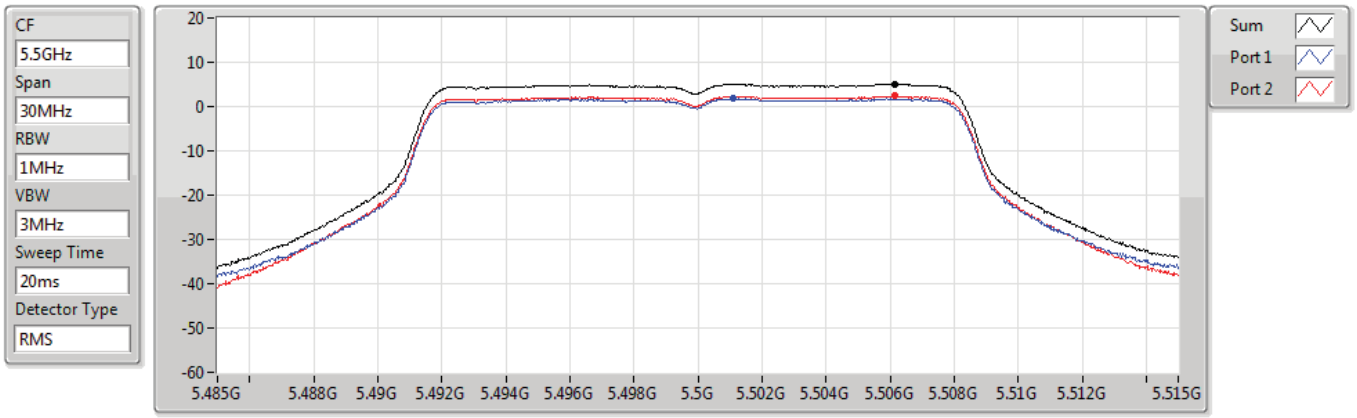

Sum	PD	Port 1	Port 2
(dBm/RBW)	(dBm/RBW)	(dBm/RBW)	(dBm/RBW)
5.05	5.05	1.81	2.35

802.11a_Nss1,(6Mbps)_2TX PSD

5580MHz

12/07/2022

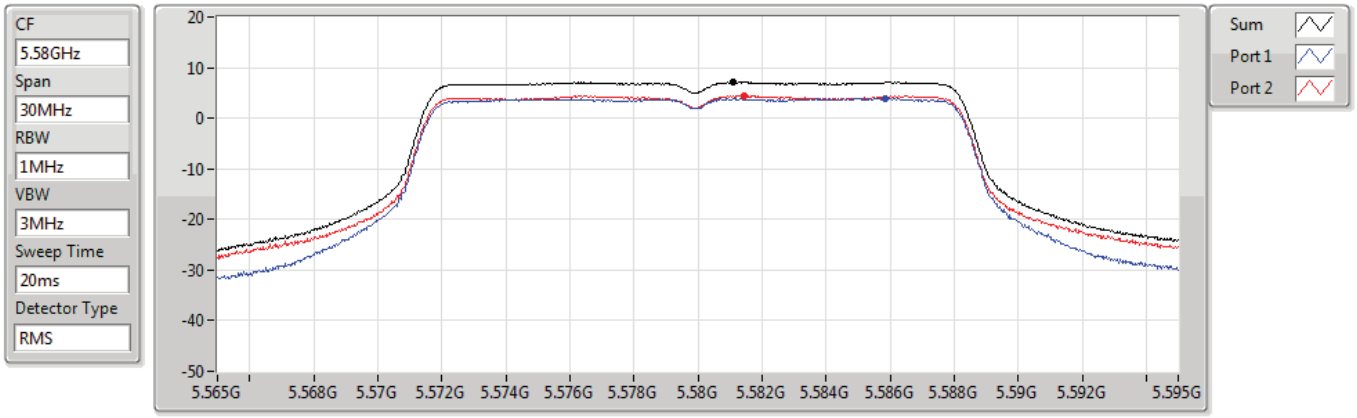

Sum	PD	Port 1	Port 2
(dBm/RBW)	(dBm/RBW)	(dBm/RBW)	(dBm/RBW)
7.12	7.12	3.89	4.41

802.11a_Nss1,(6Mbps)_2TX PSD

5700MHz

23/06/2022

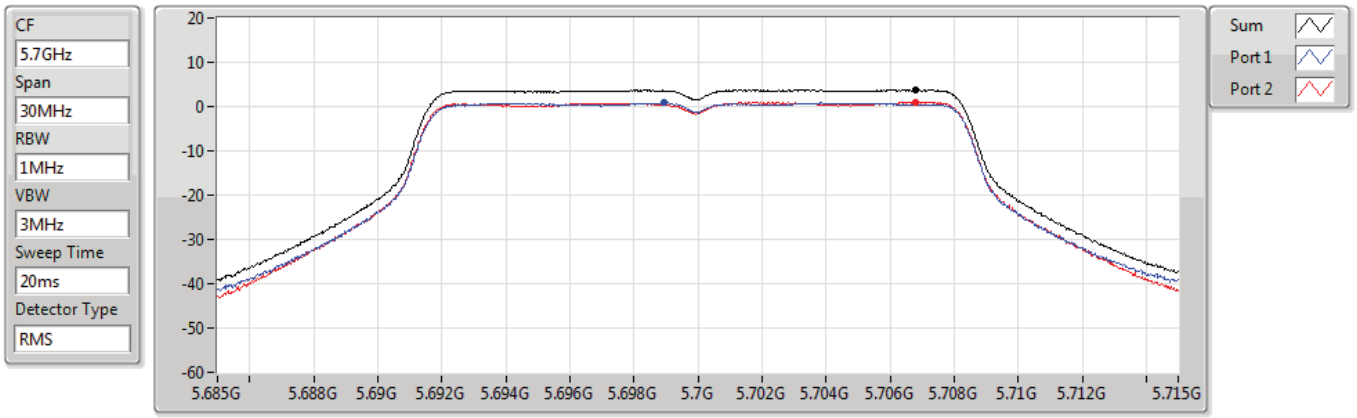

Sum	PD	Port 1	Port 2
(dBm/RBW)	(dBm/RBW)	(dBm/RBW)	(dBm/RBW)
3.77	3.77	0.82	1.04

802.11a_Nss1,(6Mbps)_2TX PSD

5720MHz Straddle 5.47-5.725GHz

10/06/2022

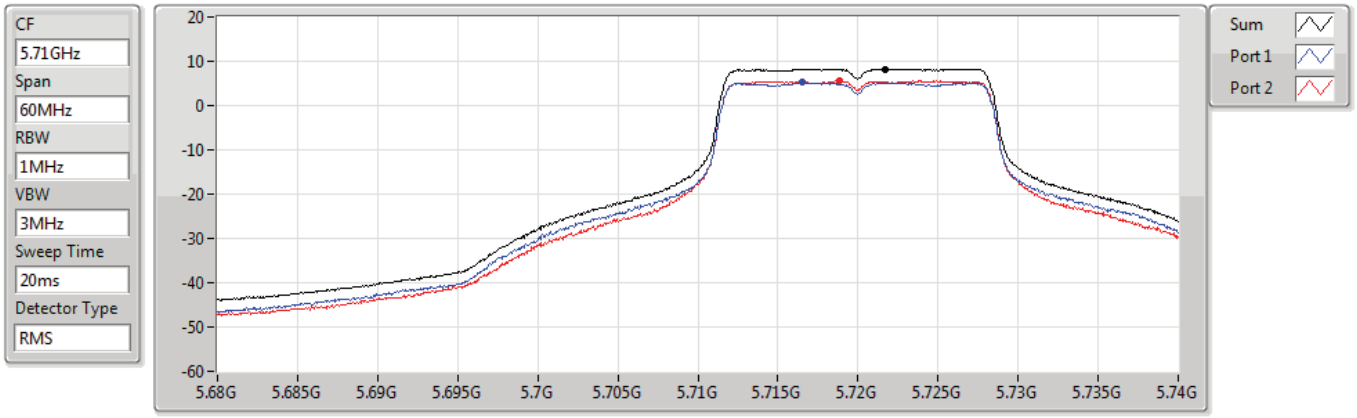

Sum	PD	Port 1	Port 2
(dBm/RBW)	(dBm/RBW)	(dBm/RBW)	(dBm/RBW)
8.23	8.23	5.17	5.52

802.11a_Nss1,(6Mbps)_2TX PSD

5720MHz Straddle 5.725-5.85GHz

10/06/2022

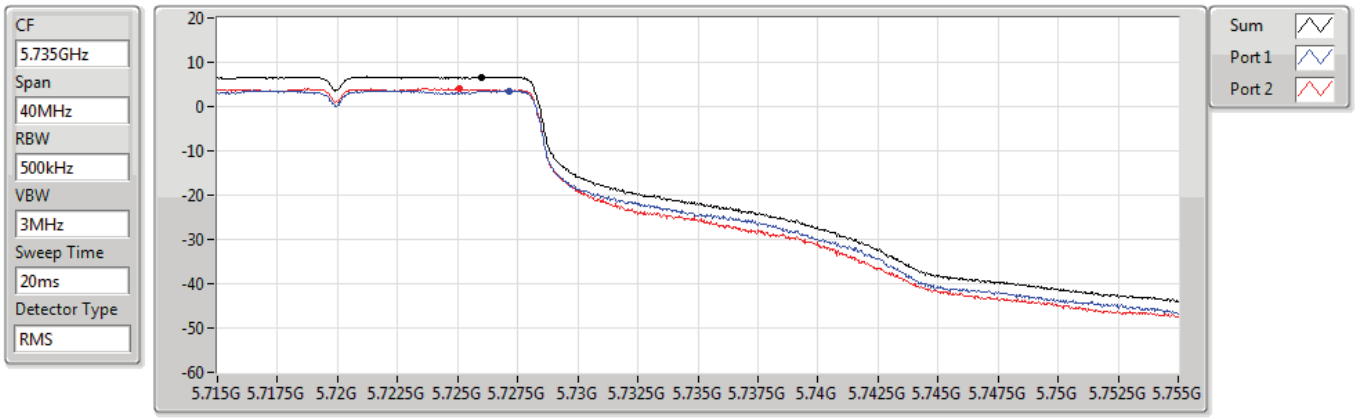

Sum	PD	Port 1	Port 2
(dBm/RBW)	(dBm/RBW)	(dBm/RBW)	(dBm/RBW)
6.66	6.66	3.54	3.99

802.11a_Nss1,(6Mbps)_2TX PSD

5745MHz

10/06/2022

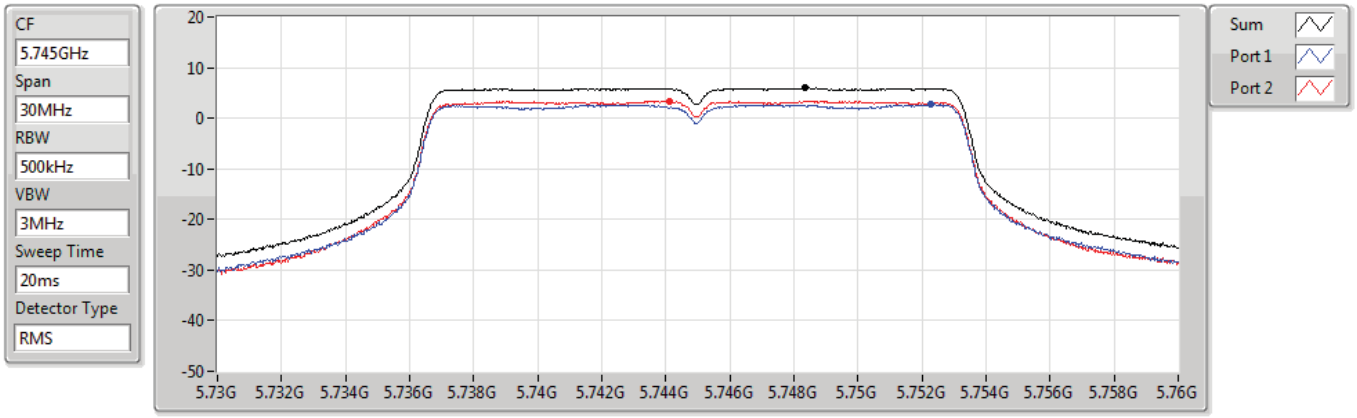

Sum	PD	Port 1	Port 2
(dBm/RBW)	(dBm/RBW)	(dBm/RBW)	(dBm/RBW)
5.93	5.93	2.69	3.43

802.11a_Nss1,(6Mbps)_2TX PSD

5785MHz

10/06/2022

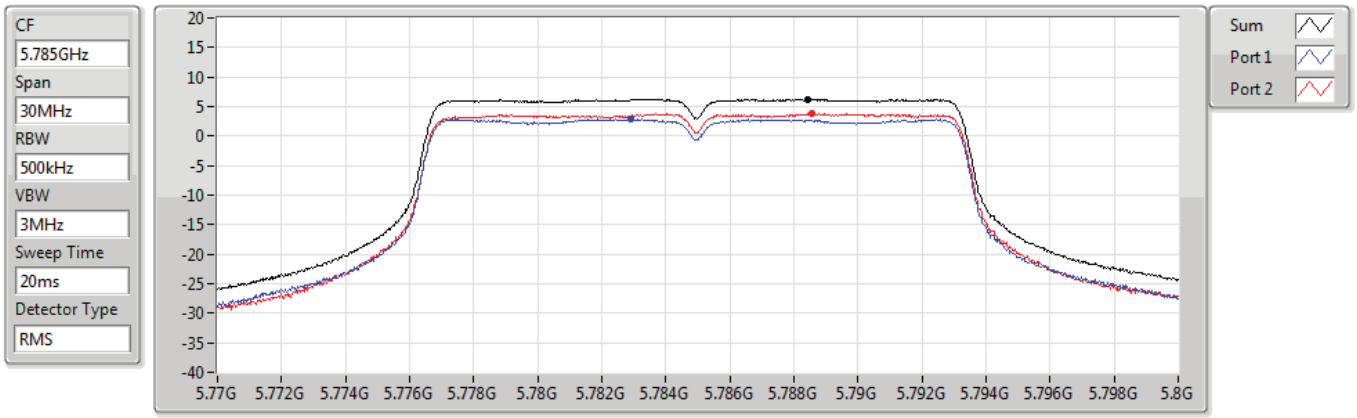

Sum	PD	Port 1	Port 2
(dBm/RBW)	(dBm/RBW)	(dBm/RBW)	(dBm/RBW)
6.24	6.24	2.86	3.79

802.11a_Nss1,(6Mbps)_2TX PSD

5825MHz

10/06/2022

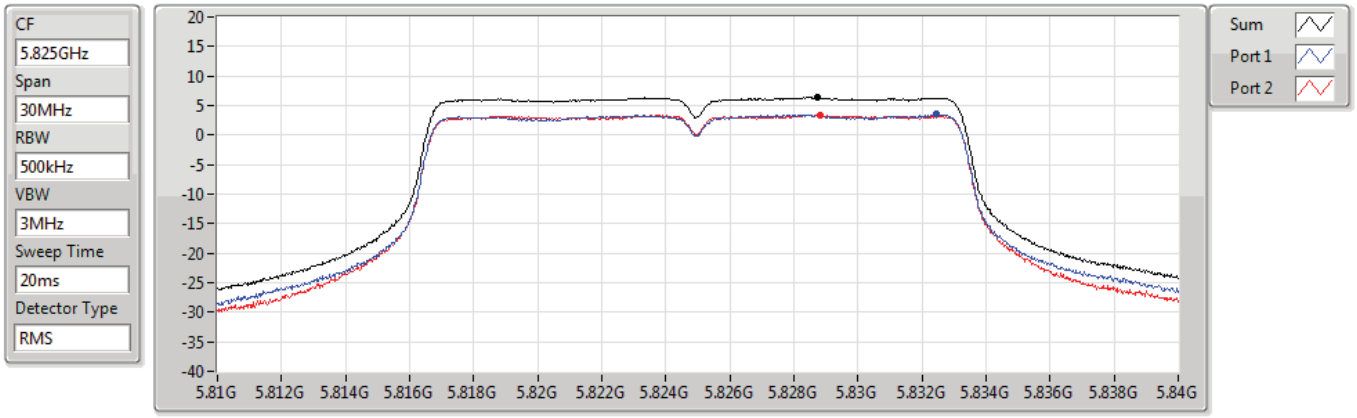

Sum	PD	Port 1	Port 2
(dBm/RBW)	(dBm/RBW)	(dBm/RBW)	(dBm/RBW)
6.40	6.40	3.48	3.44

802.11n HT20_Nss1,(MCS0)_2TX PSD

5580MHz

12/07/2022

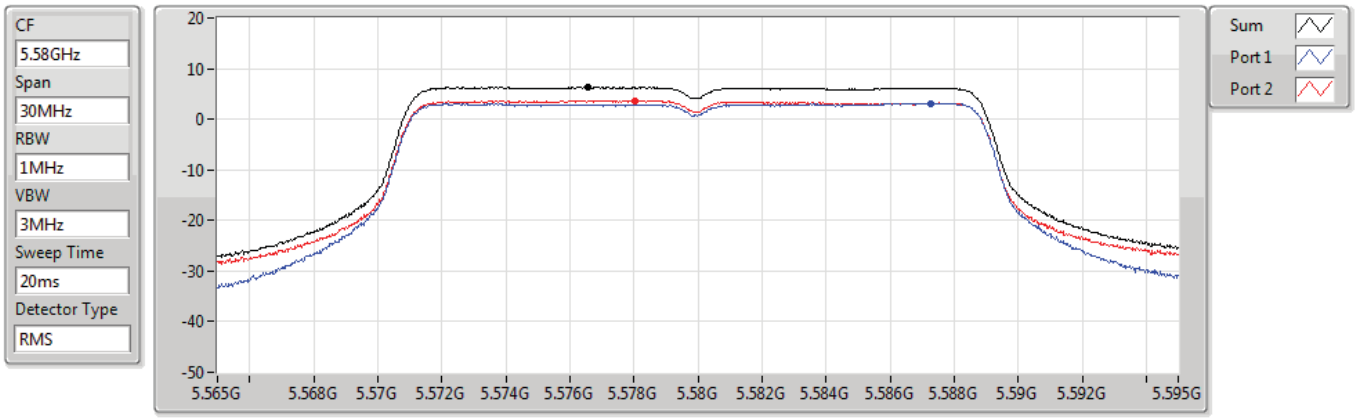

Sum	PD	Port 1	Port 2
(dBm/RBW)	(dBm/RBW)	(dBm/RBW)	(dBm/RBW)
6.32	6.32	3.17	3.70

802.11n HT40_Nss1,(MCS0)_2TX PSD

5550MHz

12/07/2022

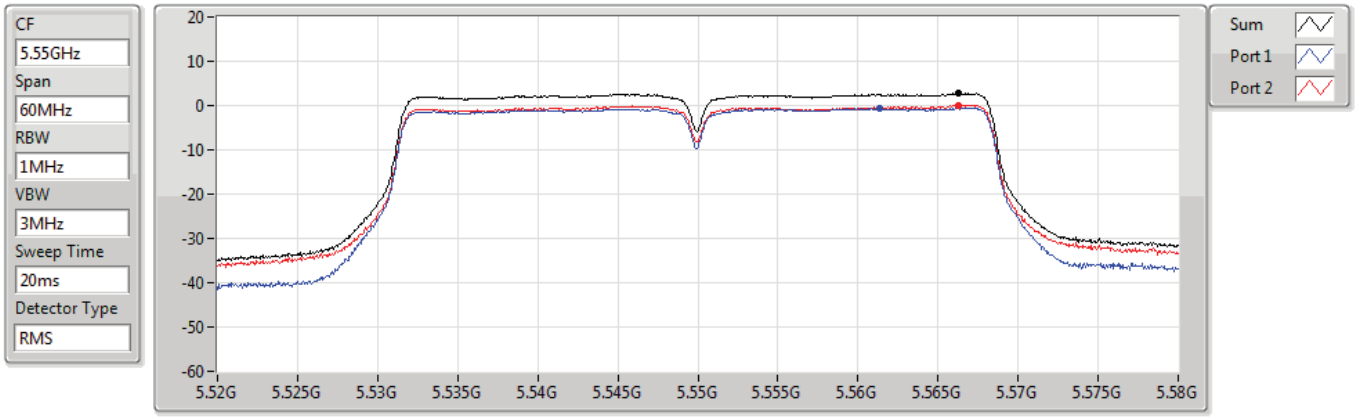

Sum	PD	Port 1	Port 2
(dBm/RBW)	(dBm/RBW)	(dBm/RBW)	(dBm/RBW)
2.71	2.71	-0.62	0.05

802.11ac VHT20_Nss1,(MCS0)_2TX PSD

5180MHz

10/06/2022

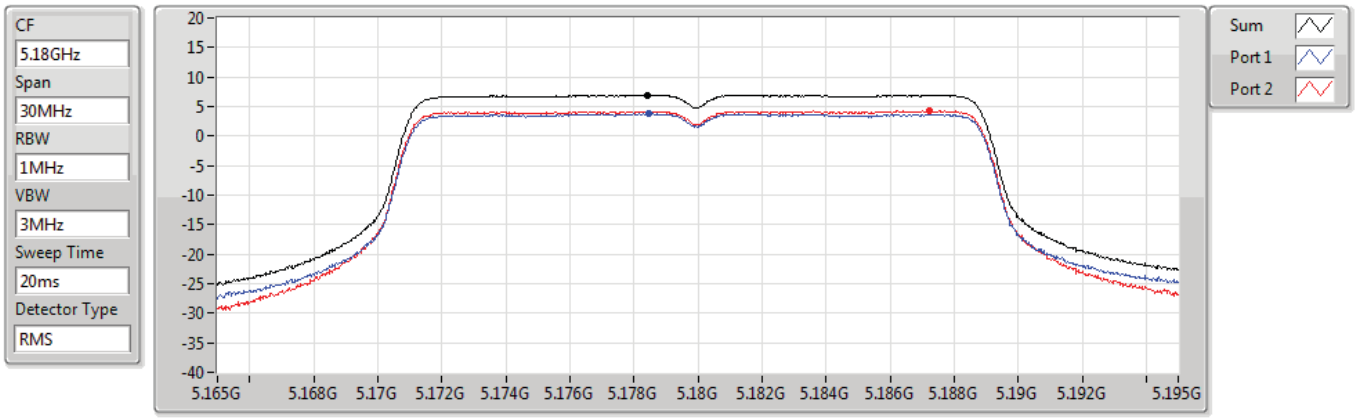

Sum	PD	Port 1	Port 2
(dBm/RBW)	(dBm/RBW)	(dBm/RBW)	(dBm/RBW)
6.97	6.97	3.76	4.24

802.11ac VHT20_Nss1,(MCS0)_2TX PSD

5200MHz

10/06/2022

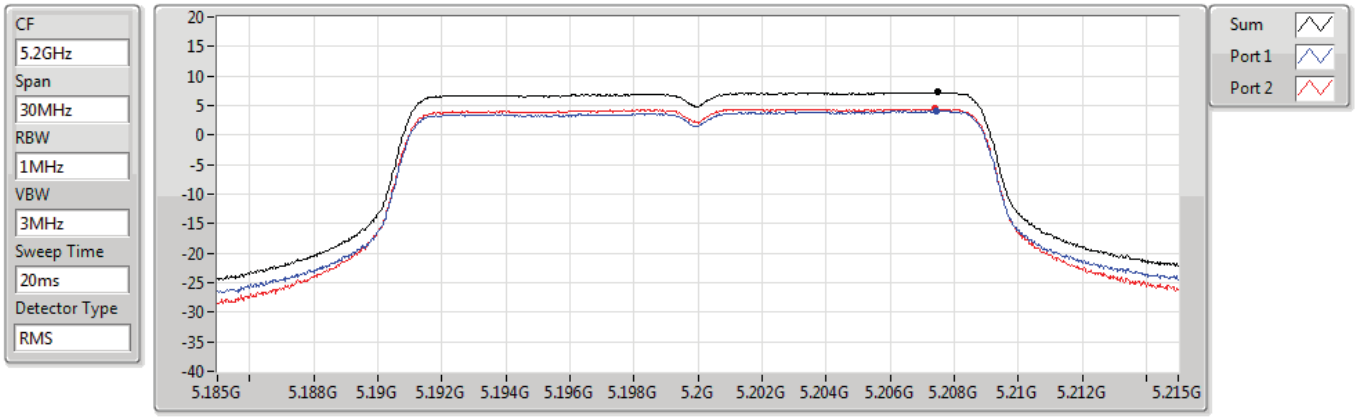

Sum	PD	Port 1	Port 2
(dBm/RBW)	(dBm/RBW)	(dBm/RBW)	(dBm/RBW)
7.24	7.24	4.07	4.42

802.11ac VHT20_Nss1,(MCS0)_2TX PSD

5240MHz

10/06/2022

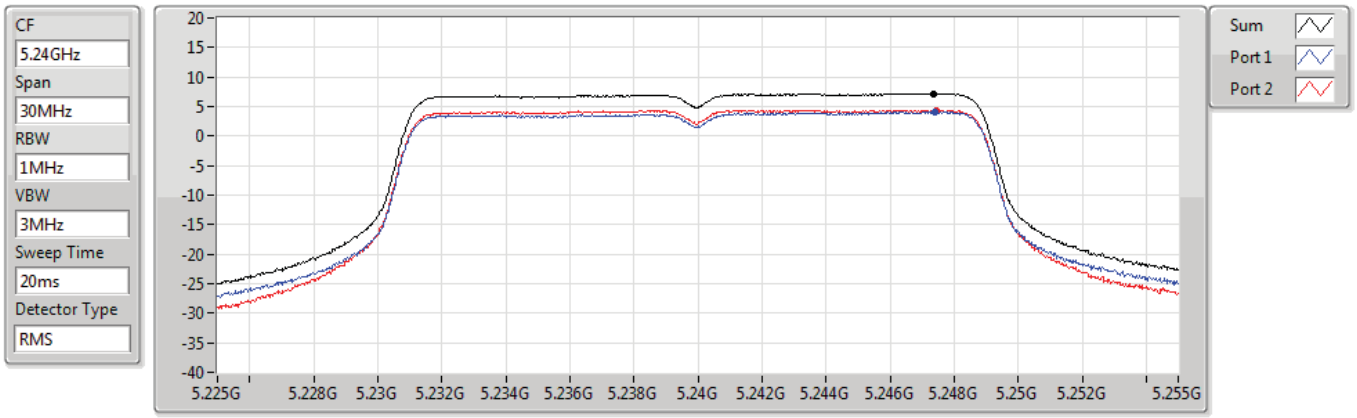

Sum	PD	Port 1	Port 2
(dBm/RBW)	(dBm/RBW)	(dBm/RBW)	(dBm/RBW)
7.22	7.22	4.08	4.37

802.11ac VHT20_Nss1,(MCS0)_2TX PSD

5260MHz

10/06/2022

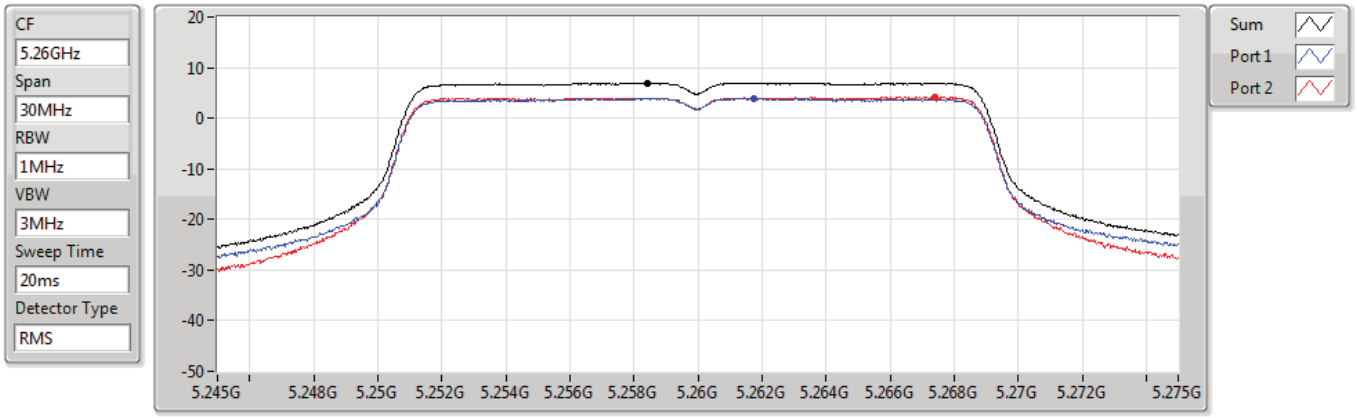

Sum	PD	Port 1	Port 2
(dBm/RBW)	(dBm/RBW)	(dBm/RBW)	(dBm/RBW)
6.95	6.95	3.94	4.12

802.11ac VHT20_Nss1,(MCS0)_2TX PSD

5300MHz

10/06/2022

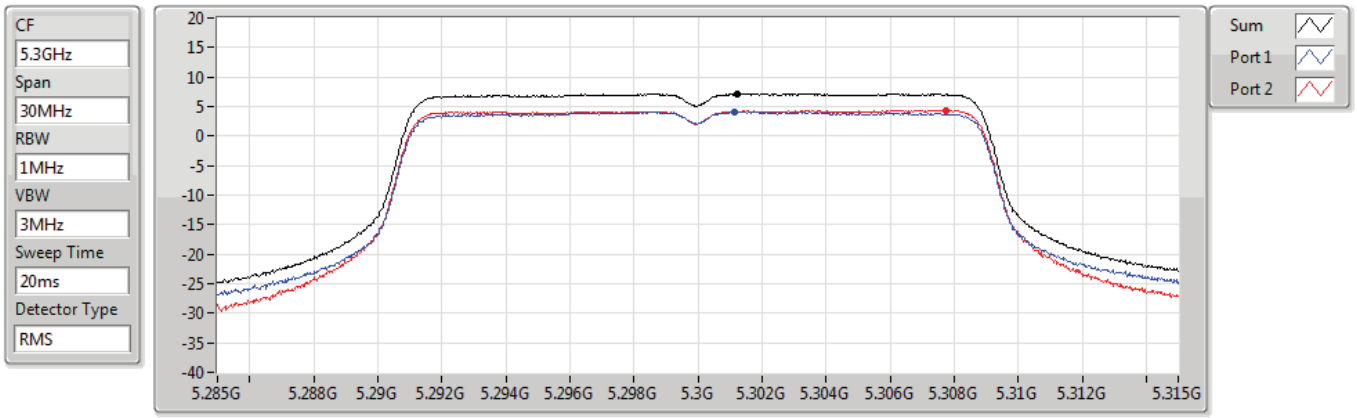

Sum	PD	Port 1	Port 2
(dBm/RBW)	(dBm/RBW)	(dBm/RBW)	(dBm/RBW)
7.17	7.17	4.11	4.38

802.11ac VHT20_Nss1,(MCS0)_2TX PSD

5320MHz

10/06/2022

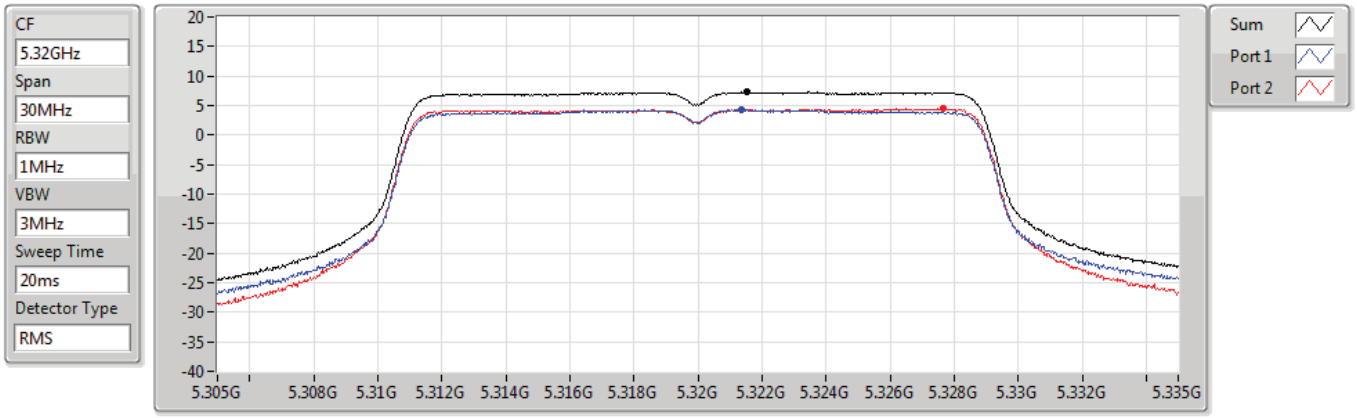

Sum	PD	Port 1	Port 2
(dBm/RBW)	(dBm/RBW)	(dBm/RBW)	(dBm/RBW)
7.29	7.29	4.29	4.43

802.11ac VHT20_Nss1,(MCS0)_2TX PSD

5500MHz

23/06/2022

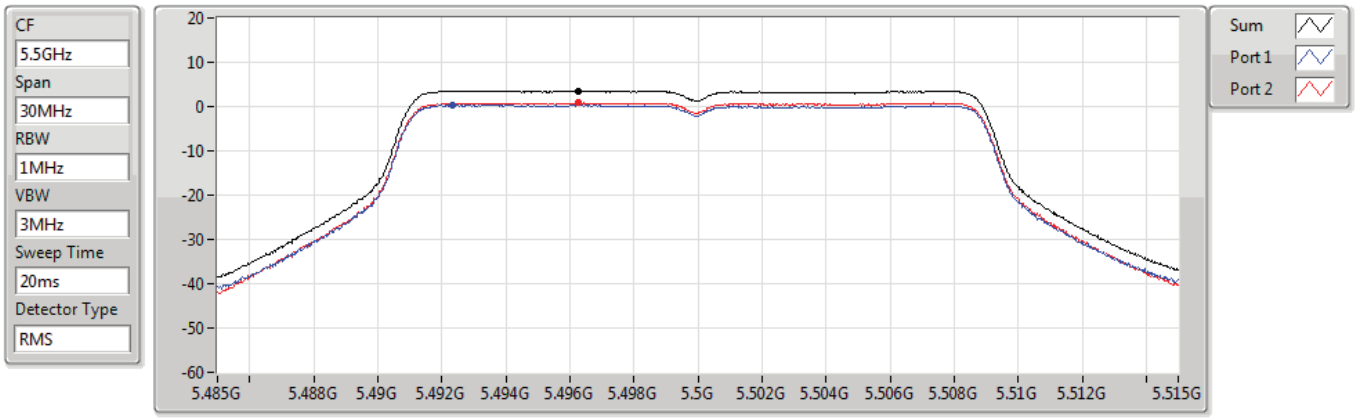

Sum	PD	Port 1	Port 2
(dBm/RBW)	(dBm/RBW)	(dBm/RBW)	(dBm/RBW)
3.57	3.57	0.32	0.86

802.11ac VHT20_Nss1,(MCS0)_2TX PSD

5580MHz

12/07/2022

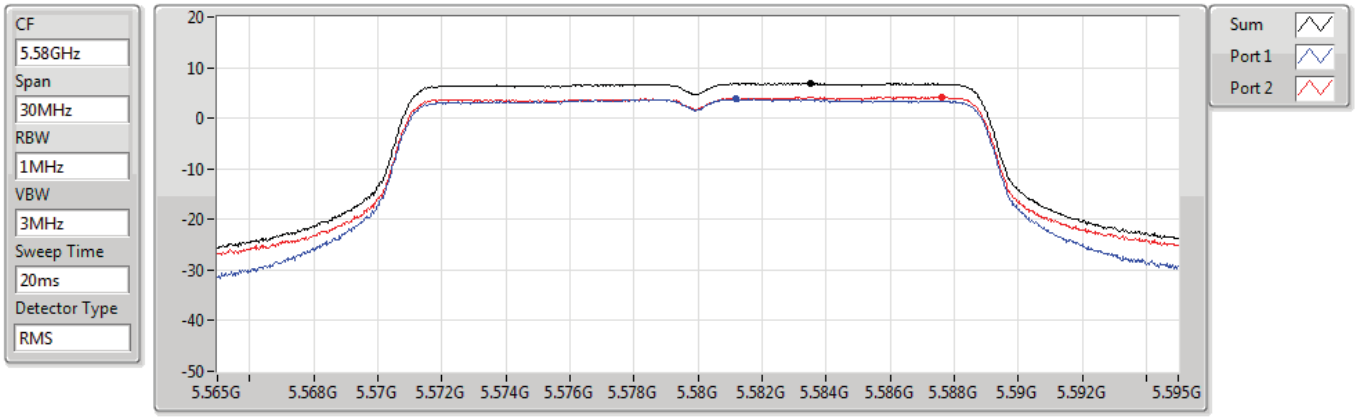

Sum	PD	Port 1	Port 2
(dBm/RBW)	(dBm/RBW)	(dBm/RBW)	(dBm/RBW)
6.87	6.87	3.78	4.16

802.11ac VHT20_Nss1,(MCS0)_2TX PSD

5700MHz

23/06/2022

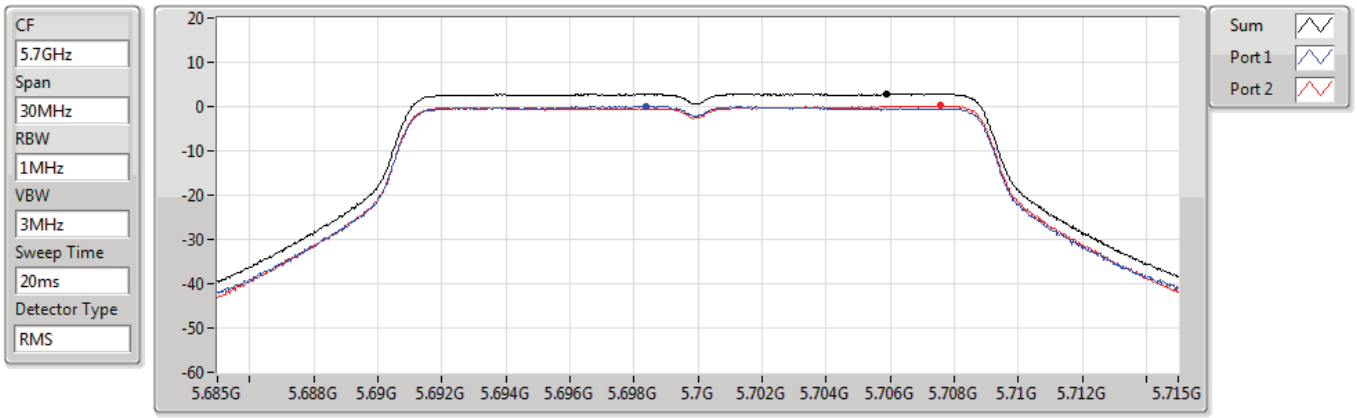

Sum	PD	Port 1	Port 2
(dBm/RBW)	(dBm/RBW)	(dBm/RBW)	(dBm/RBW)
2.85	2.85	0.05	0.16

802.11ac VHT20_Nss1,(MCS0)_2TX PSD

5720MHz Straddle 5.47-5.725GHz

10/06/2022

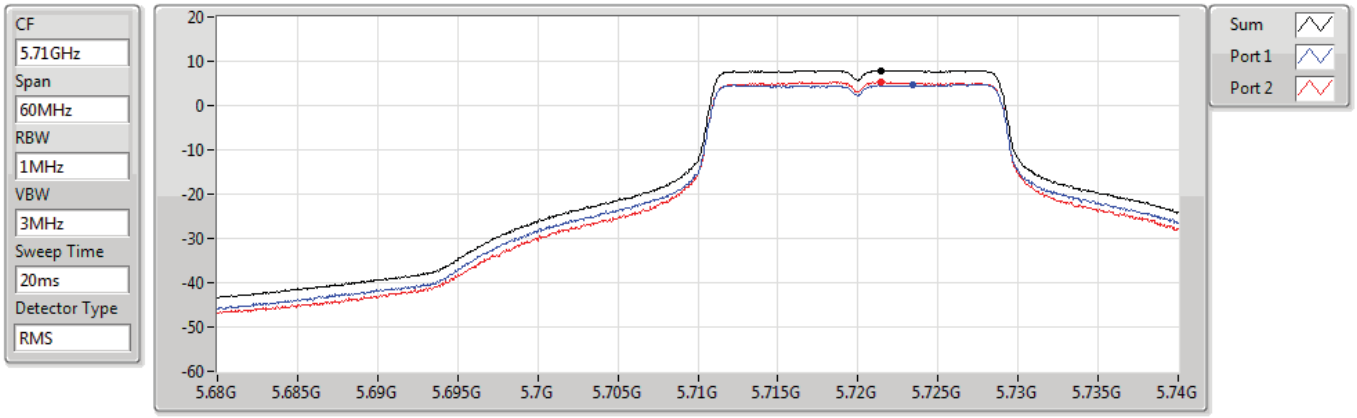

Sum	PD	Port 1	Port 2
(dBm/RBW)	(dBm/RBW)	(dBm/RBW)	(dBm/RBW)
7.93	7.93	4.67	5.28

802.11ac VHT20_Nss1,(MCS0)_2TX PSD

5720MHz Straddle 5.725-5.85GHz

10/06/2022

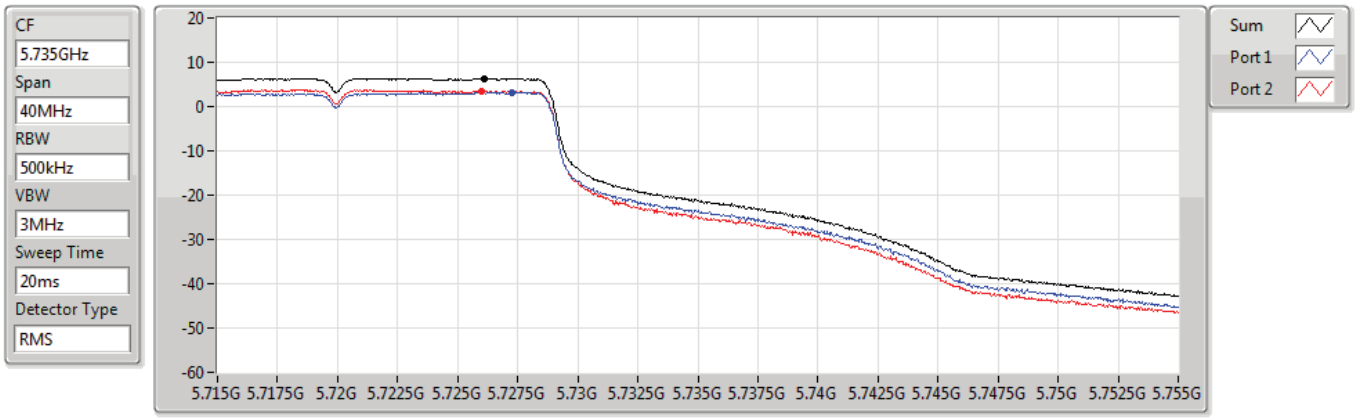

Sum	PD	Port 1	Port 2
(dBm/RBW)	(dBm/RBW)	(dBm/RBW)	(dBm/RBW)
6.29	6.29	3.22	3.49

802.11ac VHT20_Nss1,(MCS0)_2TX PSD

5745MHz

10/06/2022

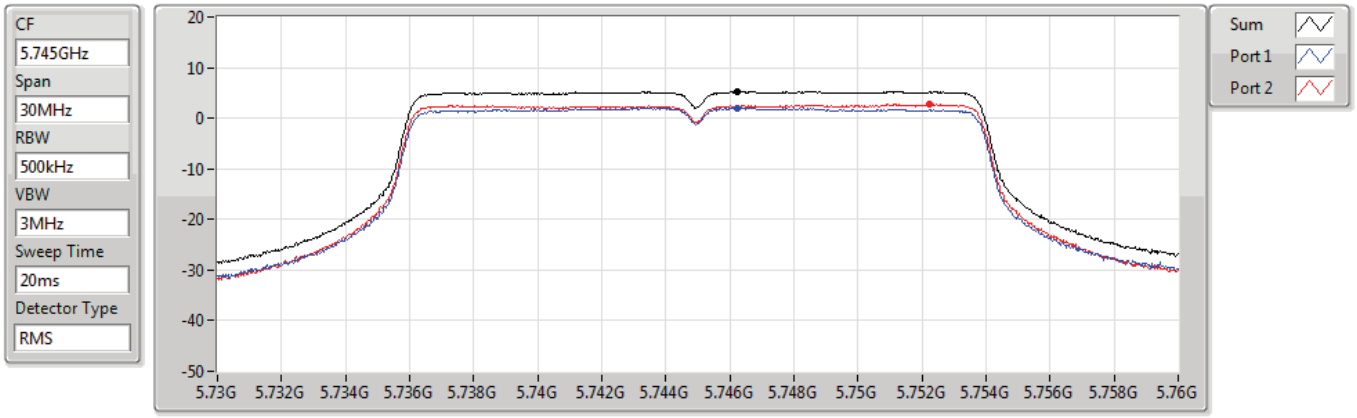

Sum	PD	Port 1	Port 2
(dBm/RBW)	(dBm/RBW)	(dBm/RBW)	(dBm/RBW)
5.26	5.26	1.99	2.76

802.11ac VHT20_Nss1,(MCS0)_2TX PSD

5785MHz

10/06/2022

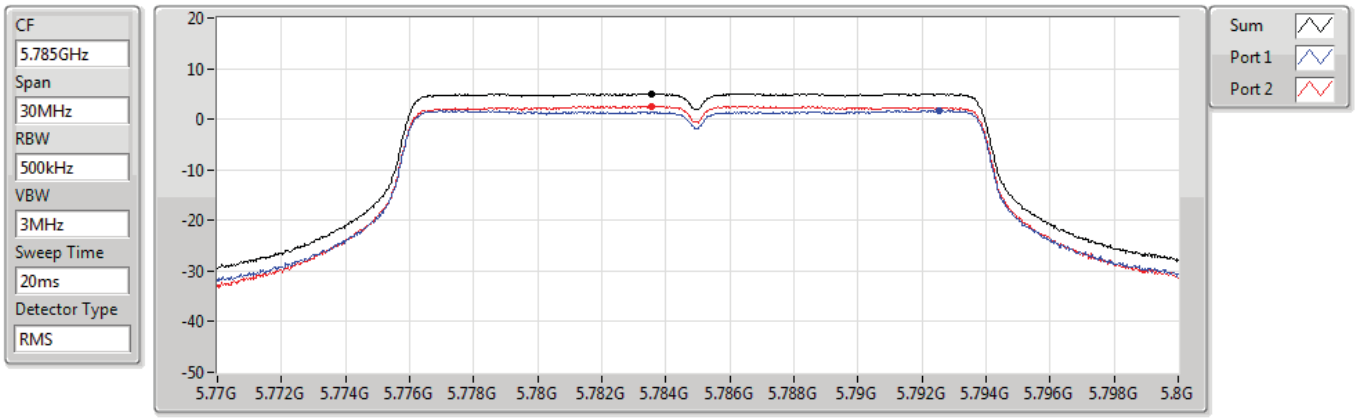

Sum	PD	Port 1	Port 2
(dBm/RBW)	(dBm/RBW)	(dBm/RBW)	(dBm/RBW)
5.03	5.03	1.78	2.60

802.11ac VHT20_Nss1,(MCS0)_2TX PSD

5825MHz

10/06/2022

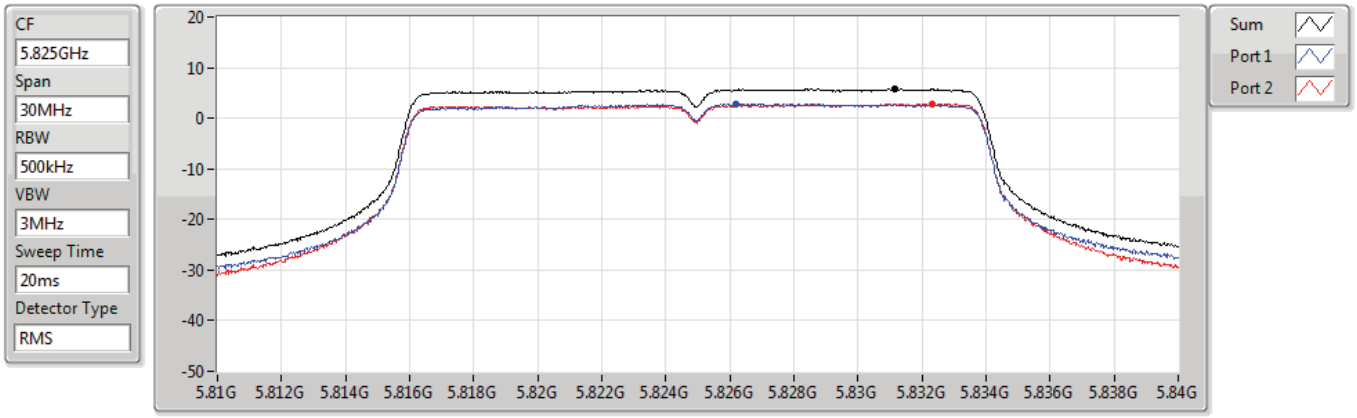

Sum	PD	Port 1	Port 2
(dBm/RBW)	(dBm/RBW)	(dBm/RBW)	(dBm/RBW)
5.80	5.80	2.82	2.84

802.11ac VHT40_Nss1,(MCS0)_2TX PSD

5190MHz

23/06/2022

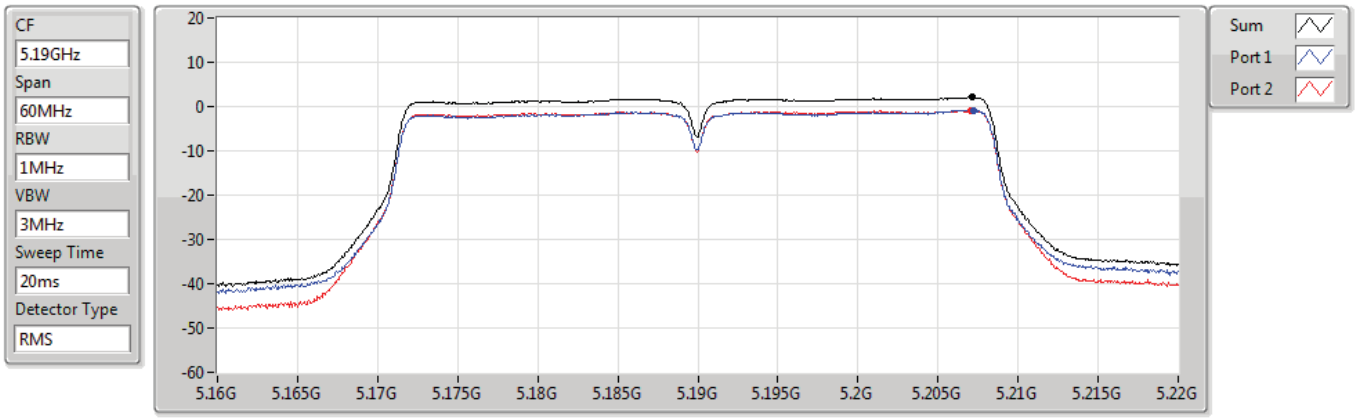

Sum	PD	Port 1	Port 2
(dBm/RBW)	(dBm/RBW)	(dBm/RBW)	(dBm/RBW)
2.09	2.09	-0.89	-0.91

802.11ac VHT40_Nss1,(MCS0)_2TX PSD

5230MHz

23/06/2022

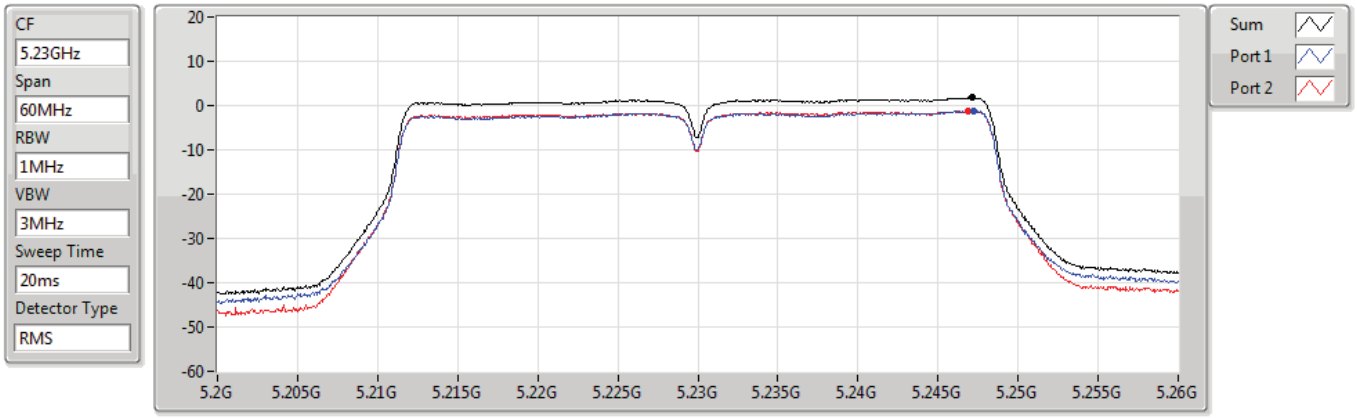

Sum	PD	Port 1	Port 2
(dBm/RBW)	(dBm/RBW)	(dBm/RBW)	(dBm/RBW)
1.77	1.77	-1.26	-1.21

802.11ac VHT40_Nss1,(MCS0)_2TX PSD

5270MHz

10/06/2022

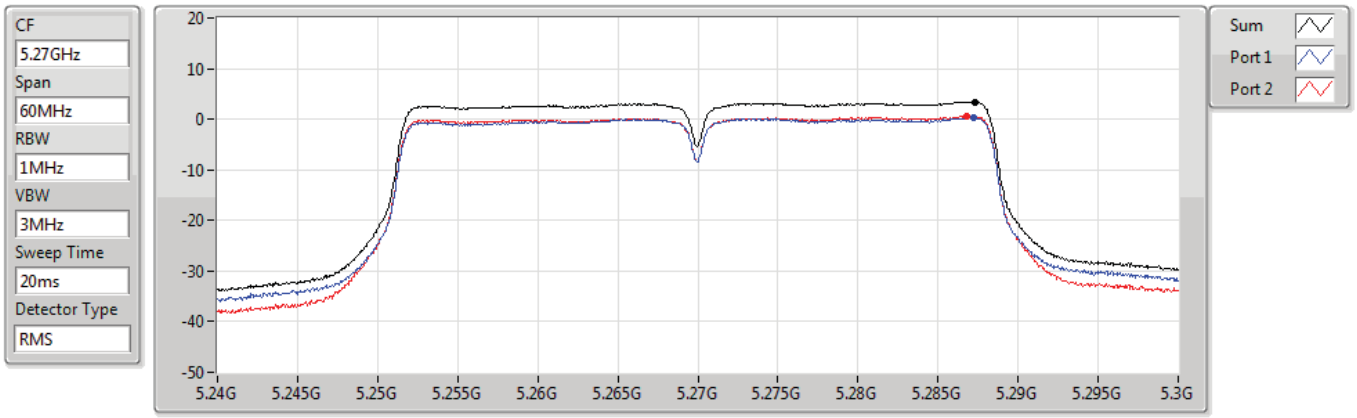

Sum	PD	Port 1	Port 2
(dBm/RBW)	(dBm/RBW)	(dBm/RBW)	(dBm/RBW)
3.38	3.38	0.26	0.58

802.11ac VHT40_Nss1,(MCS0)_2TX PSD

5310MHz

23/06/2022

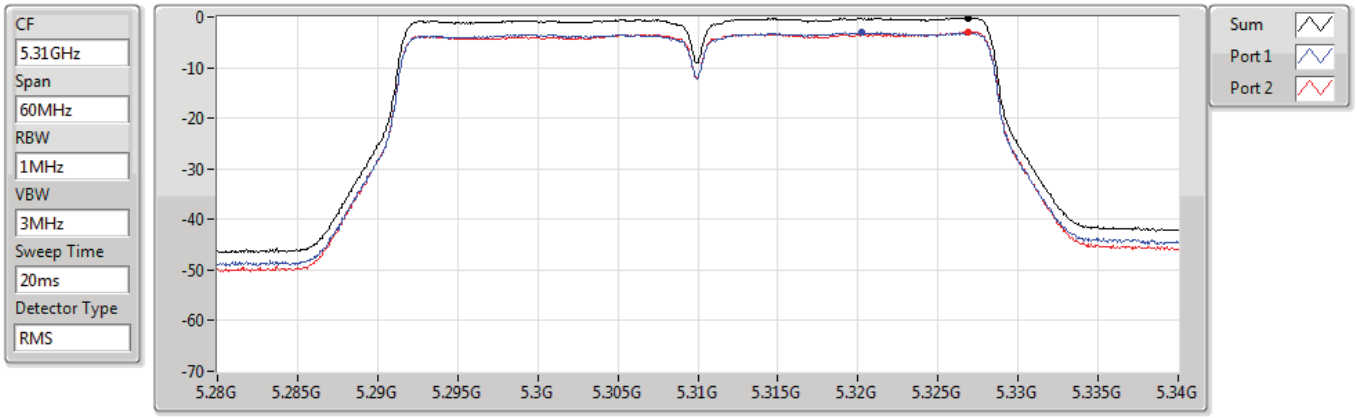

Sum	PD	Port 1	Port 2
(dBm/RBW)	(dBm/RBW)	(dBm/RBW)	(dBm/RBW)
-0.15	-0.15	-3.07	-3.00

802.11ac VHT40_Nss1,(MCS0)_2TX PSD

5510MHz

23/06/2022

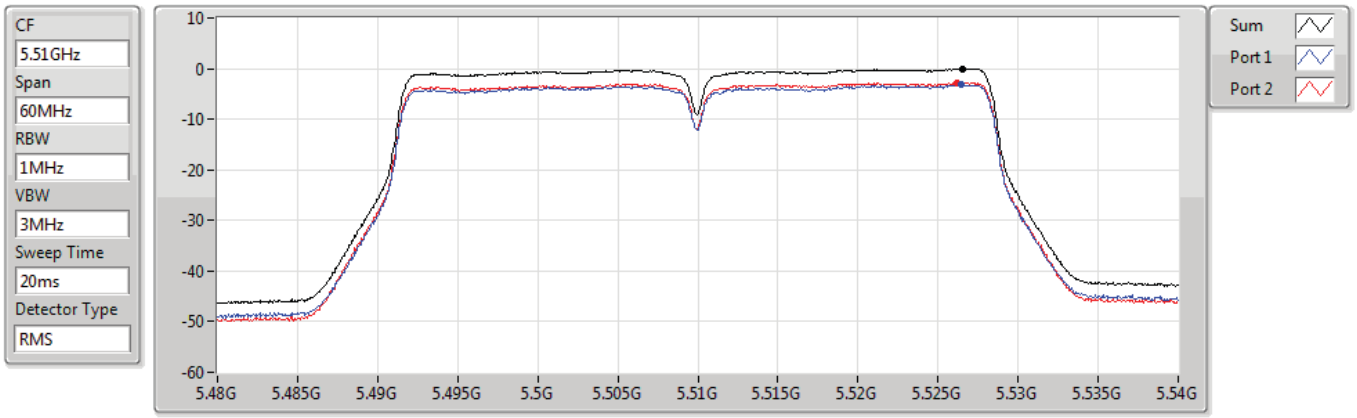

Sum	PD	Port 1	Port 2
(dBm/RBW)	(dBm/RBW)	(dBm/RBW)	(dBm/RBW)
0.00	0.00	-3.19	-2.74

802.11ac VHT40_Nss1,(MCS0)_2TX PSD

5550MHz

12/07/2022

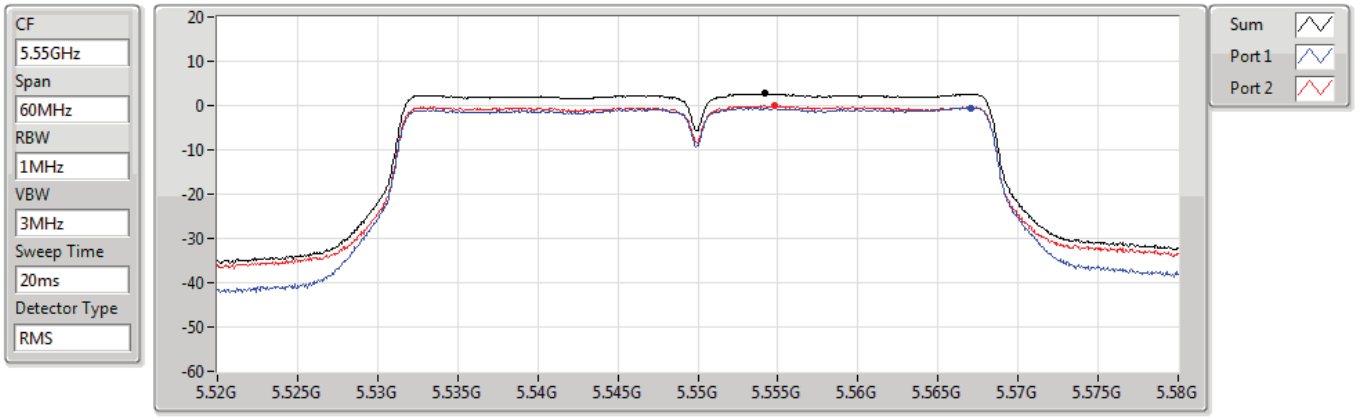

Sum	PD	Port 1	Port 2
(dBm/RBW)	(dBm/RBW)	(dBm/RBW)	(dBm/RBW)
2.66	2.66	-0.48	-0.06

802.11ac VHT40_Nss1,(MCS0)_2TX PSD

5670MHz

23/06/2022

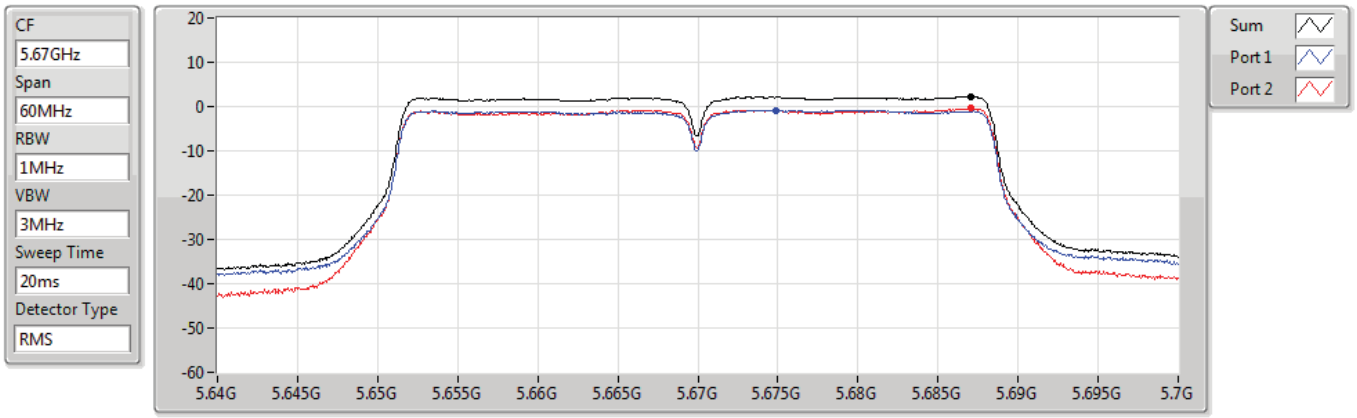

Sum	PD	Port 1	Port 2
(dBm/RBW)	(dBm/RBW)	(dBm/RBW)	(dBm/RBW)
2.27	2.27	-0.80	-0.37

802.11ac VHT40_Nss1,(MCS0)_2TX PSD

5710MHz Straddle 5.47-5.725GHz

10/06/2022

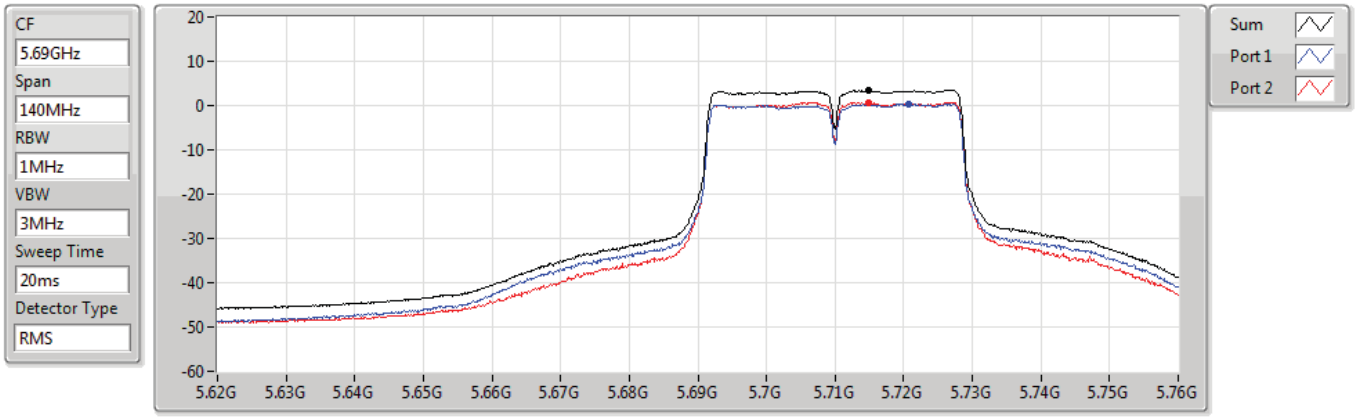

Sum	PD	Port 1	Port 2
(dBm/RBW)	(dBm/RBW)	(dBm/RBW)	(dBm/RBW)
3.41	3.41	0.32	0.66

802.11ac VHT40_Nss1,(MCS0)_2TX PSD

5710MHz Straddle 5.725-5.85GHz

10/06/2022

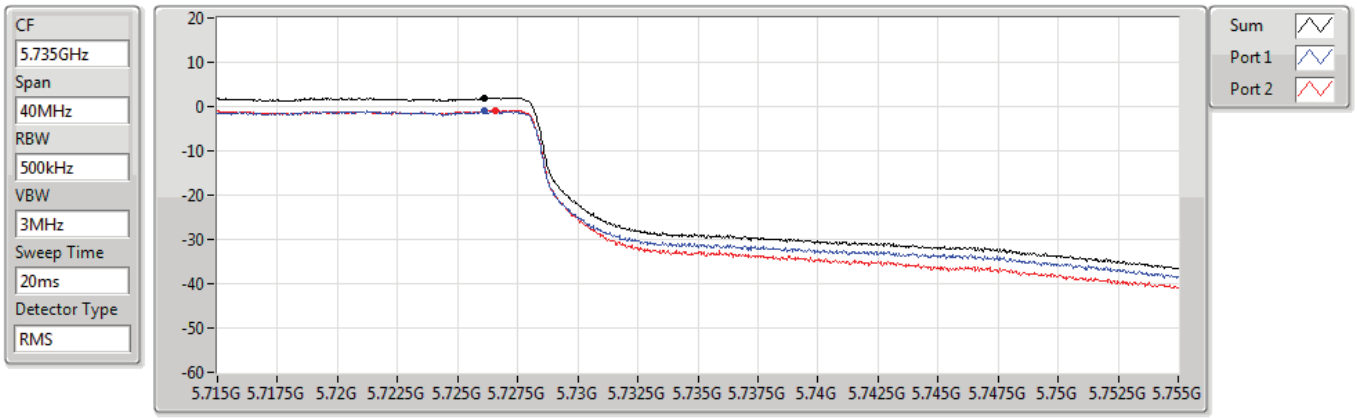

Sum	PD	Port 1	Port 2
(dBm/RBW)	(dBm/RBW)	(dBm/RBW)	(dBm/RBW)
1.98	1.98	-1.08	-0.83

802.11ac VHT40_Nss1,(MCS0)_2TX PSD

5755MHz

12/07/2022

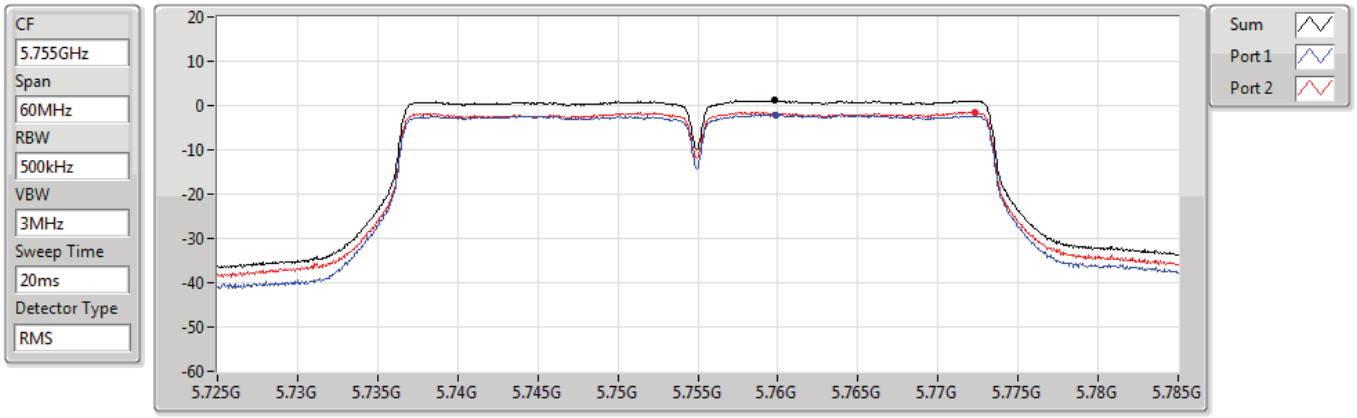

Sum	PD	Port 1	Port 2
(dBm/RBW)	(dBm/RBW)	(dBm/RBW)	(dBm/RBW)
1.11	1.11	-2.09	-1.48

802.11ac VHT40_Nss1,(MCS0)_2TX PSD

5795MHz

10/06/2022

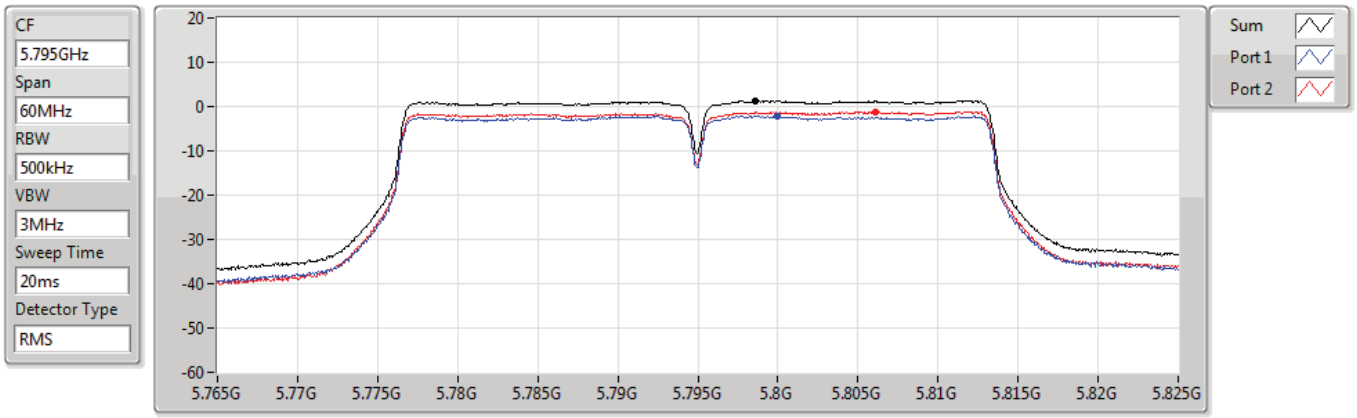

Sum	PD	Port 1	Port 2
(dBm/RBW)	(dBm/RBW)	(dBm/RBW)	(dBm/RBW)
1.27	1.27	-2.14	-1.15

802.11ac VHT80_Nss1,(MCS0)_2TX PSD

5210MHz

10/06/2022

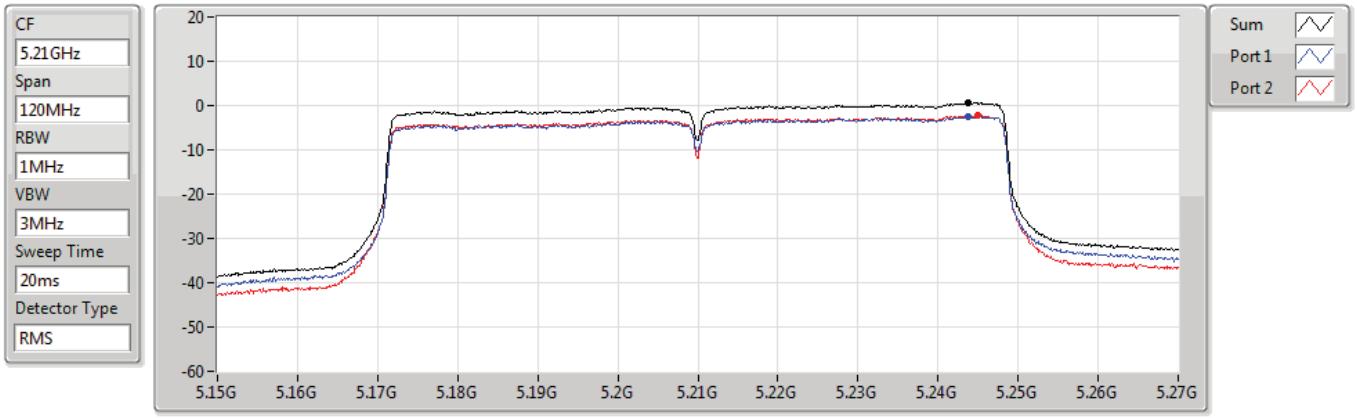

Sum	PD	Port 1	Port 2
(dBm/RBW)	(dBm/RBW)	(dBm/RBW)	(dBm/RBW)
0.60	0.60	-2.42	-2.23

802.11ac VHT80_Nss1,(MCS0)_2TX PSD

5290MHz

23/06/2022

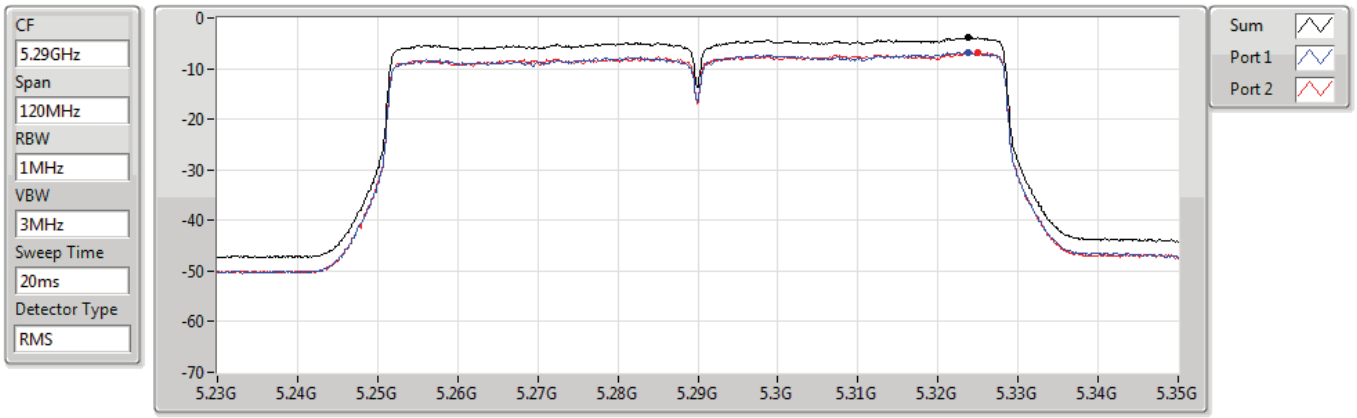

Sum	PD	Port 1	Port 2
(dBm/RBW)	(dBm/RBW)	(dBm/RBW)	(dBm/RBW)
-3.74	-3.74	-6.70	-6.72

802.11ac VHT80_Nss1,(MCS0)_2TX PSD

5530MHz

23/06/2022

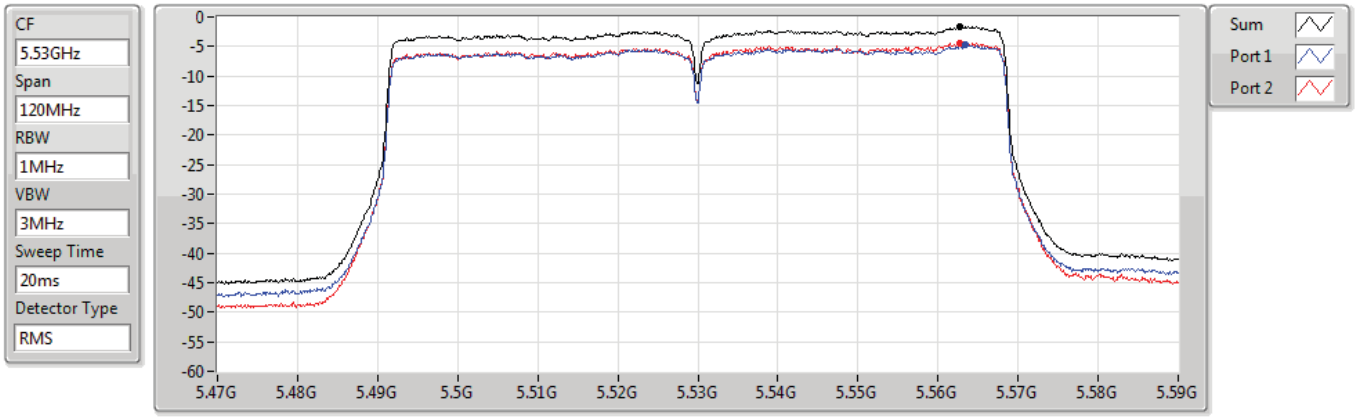

Sum	PD	Port 1	Port 2
(dBm/RBW)	(dBm/RBW)	(dBm/RBW)	(dBm/RBW)
-1.66	-1.66	-4.78	-4.34

802.11ac VHT80_Nss1,(MCS0)_2TX PSD

5690MHz Straddle 5.47-5.725GHz

10/06/2022

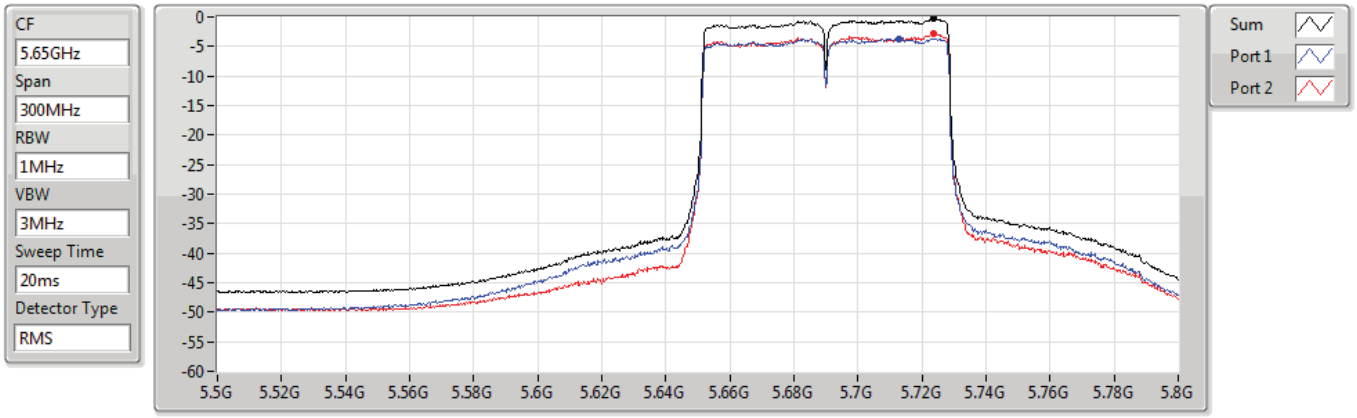

Sum	PD	Port 1	Port 2
(dBm/RBW)	(dBm/RBW)	(dBm/RBW)	(dBm/RBW)
-0.15	-0.15	-3.66	-2.71

802.11ac VHT80_Nss1,(MCS0)_2TX PSD

5690MHz Straddle 5.725-5.85GHz

10/06/2022

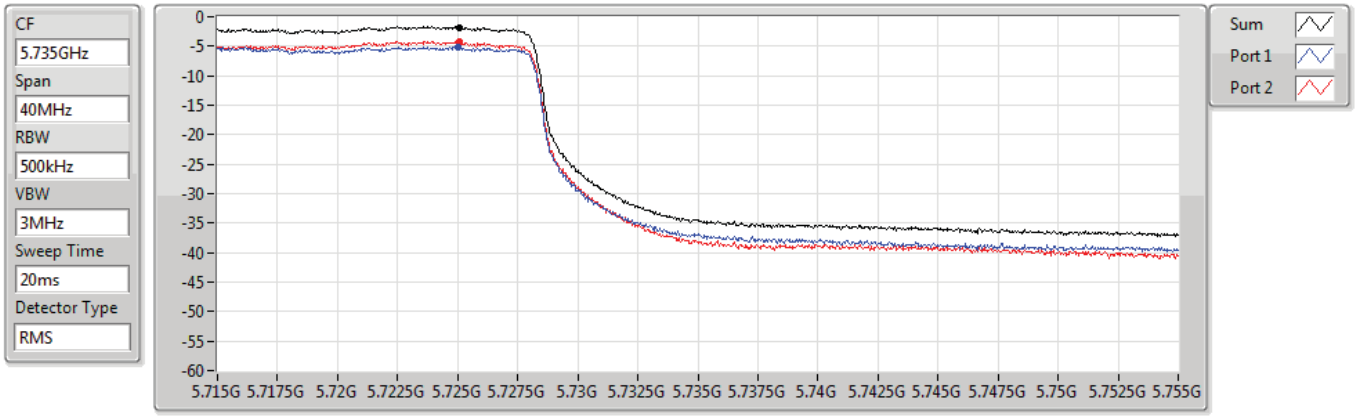

Sum	PD	Port 1	Port 2
(dBm/RBW)	(dBm/RBW)	(dBm/RBW)	(dBm/RBW)
-1.76	-1.76	-5.24	-4.31

802.11ac VHT80_Nss1,(MCS0)_2TX PSD

5775MHz

10/06/2022

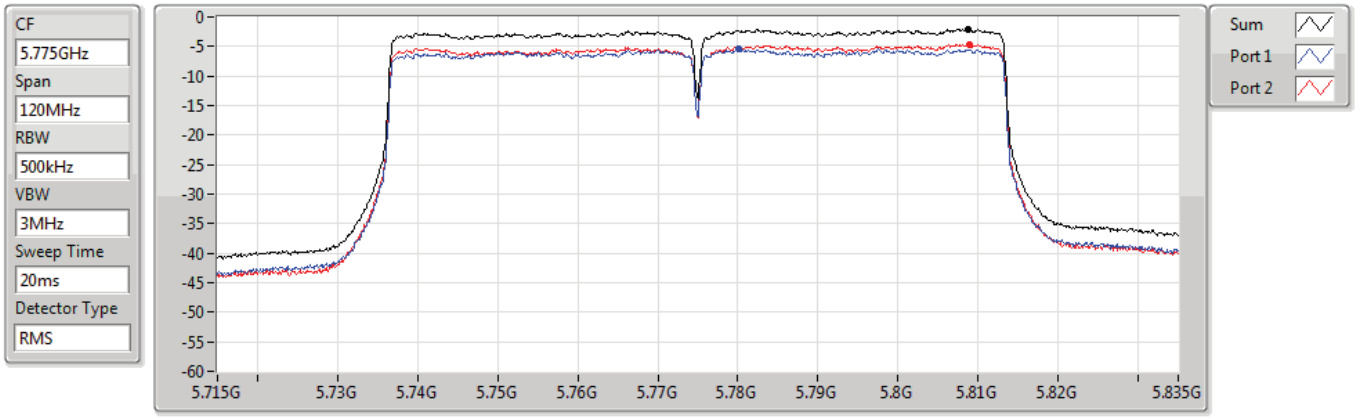

Sum	PD	Port 1	Port 2
(dBm/RBW)	(dBm/RBW)	(dBm/RBW)	(dBm/RBW)
-2.06	-2.06	-5.47	-4.59

Summary

Mode	Result	Type	Freq (Hz)	Level (dBuV/m)	Limit (dBuV/m)	Margin (dB)	Dist (m)	Condition	Azimuth (°)	Height (m)	Comments
5.15-5.25GHz	-	-	-	-	-	-	-	-	-	-	-
802.11a_Nss1,(6Mbps)_2TX	Pass	PK	831.22M	42.37	46.00	-3.63	3	Horizontal	360	1.00	-
802.11ac VHT20_Nss1,(MCS0)_2TX	Pass	PK	840.92M	42.65	46.00	-3.35	3	Vertical	360	1.00	-
802.11ac VHT40_Nss1,(MCS0)_2TX	Pass	PK	831.22M	42.30	46.00	-3.70	3	Vertical	360	1.00	-
802.11ac VHT80_Nss1,(MCS0)_2TX	Pass	PK	761.38M	42.78	46.00	-3.22	3	Horizontal	0	1.00	-
5.25-5.35GHz	-	-	-	-	-	-	-	-	-	-	-
802.11a_Nss1,(6Mbps)_2TX	Pass	PK	840.92M	42.84	46.00	-3.16	3	Vertical	0	1.00	-
802.11ac VHT20_Nss1,(MCS0)_2TX	Pass	PK	840.92M	42.50	46.00	-3.50	3	Horizontal	360	1.00	-
802.11ac VHT40_Nss1,(MCS0)_2TX	Pass	PK	831.22M	42.98	46.00	-3.02	3	Vertical	360	1.00	-
802.11ac VHT80_Nss1,(MCS0)_2TX	Pass	PK	831.22M	42.51	46.00	-3.49	3	Vertical	360	1.00	-
5.47-5.725GHz	-	-	-	-	-	-	-	-	-	-	-
802.11a_Nss1,(6Mbps)_2TX	Pass	PK	840.92M	42.91	46.00	-3.09	3	Vertical	360	1.00	-
802.11ac VHT20_Nss1,(MCS0)_2TX	Pass	PK	885.54M	42.71	46.00	-3.29	3	Vertical	360	1.00	-
802.11ac VHT40_Nss1,(MCS0)_2TX	Pass	PK	276.38M	42.88	46.00	-3.12	3	Horizontal	0	1.00	-
802.11ac VHT80_Nss1,(MCS0)_2TX	Pass	PK	761.38M	42.70	46.00	-3.30	3	Horizontal	0	1.00	-
5.725-5.85GHz	-	-	-	-	-	-	-	-	-	-	-
802.11a_Nss1,(6Mbps)_2TX	Pass	PK	840.92M	42.84	46.00	-3.16	3	Vertical	0	1.00	-
802.11ac VHT20_Nss1,(MCS0)_2TX	Pass	PK	831.22M	42.41	46.00	-3.59	3	Horizontal	0	1.00	-
802.11ac VHT40_Nss1,(MCS0)_2TX	Pass	PK	831.22M	42.55	46.00	-3.45	3	Horizontal	360	1.00	-
802.11ac VHT80_Nss1,(MCS0)_2TX	Pass	PK	759.44M	42.97	46.00	-3.03	3	Horizontal	0	1.00	-

Result

Mode	Result	Type	Freq (Hz)	Level (dBuV/m)	Limit (dBuV/m)	Margin (dB)	Dist (m)	Condition	Azimuth (°)	Height (m)	Comments
802.11a_Nss1,(6Mbps)_2TX	-	-	-	-	-	-	-	-	-	-	-
5180MHz	Pass	PK	344.28M	32.77	46.00	-13.23	3	Vertical	360	1.00	-
5180MHz	Pass	PK	416.06M	37.40	46.00	-8.60	3	Vertical	360	1.00	-
5180MHz	Pass	PK	482.02M	40.69	46.00	-5.31	3	Vertical	360	1.00	-
5180MHz	Pass	PK	551.86M	38.90	46.00	-7.10	3	Vertical	360	1.00	-
5180MHz	Pass	PK	759.44M	40.31	46.00	-5.69	3	Vertical	360	1.00	-
5180MHz	Pass	PK	827.34M	41.49	46.00	-4.51	3	Vertical	360	1.00	-
5180MHz	Pass	PK	276.38M	38.68	46.00	-7.32	3	Horizontal	0	1.00	-
5180MHz	Pass	PK	344.28M	34.57	46.00	-11.43	3	Horizontal	0	1.00	-
5180MHz	Pass	PK	416.06M	37.75	46.00	-8.25	3	Horizontal	0	1.00	-
5180MHz	Pass	PK	761.38M	40.48	46.00	-5.52	3	Horizontal	0	1.00	-
5180MHz	Pass	PK	827.34M	40.13	46.00	-5.87	3	Horizontal	0	1.00	-
5180MHz	Pass	PK	897.18M	39.11	46.00	-6.89	3	Horizontal	0	1.00	-
5180MHz	Pass	PK	30M	27.01	40.00	-12.99	3	Vertical	360	1.00	-
5180MHz	Pass	PK	115.36M	26.51	43.50	-16.99	3	Vertical	360	1.00	-
5180MHz	Pass	PK	253.1M	20.66	46.00	-25.34	3	Vertical	360	1.00	-
5180MHz	Pass	PK	431.58M	24.36	46.00	-21.64	3	Vertical	360	1.00	-
5180MHz	Pass	PK	549.92M	24.29	46.00	-21.71	3	Vertical	360	1.00	-
5180MHz	Pass	PK	648.86M	26.68	46.00	-19.32	3	Vertical	360	1.00	-
5180MHz	Pass	PK	30M	22.82	40.00	-17.18	3	Horizontal	0	1.00	-
5180MHz	Pass	PK	161.92M	25.37	43.50	-18.13	3	Horizontal	0	1.00	-
5180MHz	Pass	PK	231.76M	24.15	46.00	-21.85	3	Horizontal	0	1.00	-
5180MHz	Pass	PK	319.06M	24.19	46.00	-21.81	3	Horizontal	0	1.00	-
5180MHz	Pass	PK	423.82M	23.75	46.00	-22.25	3	Horizontal	0	1.00	-
5180MHz	Pass	PK	648.86M	26.34	46.00	-19.66	3	Horizontal	0	1.00	-
5200MHz	Pass	PK	416.06M	37.83	46.00	-8.17	3	Vertical	360	1.00	-
5200MHz	Pass	PK	482.02M	41.04	46.00	-4.96	3	Vertical	360	1.00	-
5200MHz	Pass	PK	553.8M	37.78	46.00	-8.22	3	Vertical	360	1.00	-
5200MHz	Pass	PK	761.38M	40.96	46.00	-5.04	3	Vertical	360	1.00	-
5200MHz	Pass	PK	831.22M	40.79	46.00	-5.21	3	Vertical	360	1.00	-
5200MHz	Pass	PK	897.18M	38.09	46.00	-7.91	3	Vertical	360	1.00	-
5200MHz	Pass	PK	276.38M	39.14	46.00	-6.86	3	Horizontal	360	1.00	-
5200MHz	Pass	PK	344.28M	35.05	46.00	-10.95	3	Horizontal	360	1.00	-
5200MHz	Pass	PK	416.06M	38.11	46.00	-7.89	3	Horizontal	360	1.00	-
5200MHz	Pass	PK	761.38M	41.21	46.00	-4.79	3	Horizontal	360	1.00	-
5200MHz	Pass	PK	831.22M	42.37	46.00	-3.63	3	Horizontal	360	1.00	-
5200MHz	Pass	PK	901.06M	39.68	46.00	-6.32	3	Horizontal	360	1.00	-
5200MHz	Pass	PK	30M	27.30	40.00	-12.70	3	Vertical	360	1.00	-
5200MHz	Pass	PK	119.24M	26.06	43.50	-17.44	3	Vertical	360	1.00	-
5200MHz	Pass	PK	288.02M	20.10	46.00	-25.90	3	Vertical	360	1.00	-
5200MHz	Pass	PK	491.72M	26.10	46.00	-19.90	3	Vertical	360	1.00	-
5200MHz	Pass	PK	627.52M	25.66	46.00	-20.34	3	Vertical	360	1.00	-
5200MHz	Pass	PK	734.22M	26.85	46.00	-19.15	3	Vertical	360	1.00	-
5200MHz	Pass	PK	30M	23.22	40.00	-16.78	3	Horizontal	0	1.00	-
5200MHz	Pass	PK	154.16M	24.95	43.50	-18.55	3	Horizontal	0	1.00	-
5200MHz	Pass	PK	309.36M	24.05	46.00	-21.95	3	Horizontal	0	1.00	-
5200MHz	Pass	PK	383.08M	27.25	46.00	-18.75	3	Horizontal	0	1.00	-
5200MHz	Pass	PK	400.54M	27.51	46.00	-18.49	3	Horizontal	0	1.00	-
5200MHz	Pass	PK	668.26M	26.15	46.00	-19.85	3	Horizontal	0	1.00	-
5240MHz	Pass	PK	346.22M	34.50	46.00	-11.50	3	Vertical	360	1.00	-
5240MHz	Pass	PK	416.06M	36.94	46.00	-9.06	3	Vertical	360	1.00	-
5240MHz	Pass	PK	483.96M	39.69	46.00	-6.31	3	Vertical	360	1.00	-
5240MHz	Pass	PK	553.8M	38.88	46.00	-7.12	3	Vertical	360	1.00	-
5240MHz	Pass	PK	759.44M	40.03	46.00	-5.97	3	Vertical	360	1.00	-
5240MHz	Pass	PK	831.22M	40.91	46.00	-5.09	3	Vertical	360	1.00	-
5240MHz	Pass	PK	206.54M	26.50	43.50	-17.00	3	Horizontal	0	1.00	-
5240MHz	Pass	PK	344.28M	31.84	46.00	-14.16	3	Horizontal	0	1.00	-
5240MHz	Pass	PK	414.12M	33.98	46.00	-12.02	3	Horizontal	0	1.00	-
5240MHz	Pass	PK	693.48M	34.48	46.00	-11.52	3	Horizontal	0	1.00	-
5240MHz	Pass	PK	759.44M	41.53	46.00	-4.47	3	Horizontal	0	1.00	-
5240MHz	Pass	PK	840.92M	41.78	46.00	-4.22	3	Horizontal	0	1.00	-

Mode	Result	Type	Freq (Hz)	Level (dBuV/m)	Limit (dBuV/m)	Margin (dB)	Dist (m)	Condition	Azimuth (°)	Height (m)	Comments
5240MHz	Pass	PK	30M	27.67	40.00	-12.33	3	Vertical	360	1.00	-
5240MHz	Pass	PK	117.3M	26.55	43.50	-16.95	3	Vertical	360	1.00	-
5240MHz	Pass	PK	319.06M	20.13	46.00	-25.87	3	Vertical	360	1.00	-
5240MHz	Pass	PK	400.54M	22.92	46.00	-23.08	3	Vertical	360	1.00	-
5240MHz	Pass	PK	563.5M	25.12	46.00	-20.88	3	Vertical	360	1.00	-
5240MHz	Pass	PK	732.28M	27.01	46.00	-18.99	3	Vertical	360	1.00	-
5240MHz	Pass	PK	30M	24.06	40.00	-15.94	3	Horizontal	0	1.00	-
5240MHz	Pass	PK	163.86M	24.86	43.50	-18.64	3	Horizontal	0	1.00	-
5240MHz	Pass	PK	307.42M	24.04	46.00	-21.96	3	Horizontal	0	1.00	-
5240MHz	Pass	PK	431.58M	23.62	46.00	-22.38	3	Horizontal	0	1.00	-
5240MHz	Pass	PK	635.28M	25.71	46.00	-20.29	3	Horizontal	0	1.00	-
5240MHz	Pass	PK	710.94M	26.22	46.00	-19.78	3	Horizontal	0	1.00	-
5260MHz	Pass	PK	416.06M	36.56	46.00	-9.44	3	Vertical	0	1.00	-
5260MHz	Pass	PK	483.96M	40.79	46.00	-5.21	3	Vertical	0	1.00	-
5260MHz	Pass	PK	551.86M	38.97	46.00	-7.03	3	Vertical	0	1.00	-
5260MHz	Pass	PK	759.44M	41.00	46.00	-5.00	3	Vertical	0	1.00	-
5260MHz	Pass	PK	840.92M	42.84	46.00	-3.16	3	Vertical	0	1.00	-
5260MHz	Pass	PK	901.06M	38.40	46.00	-7.60	3	Vertical	0	1.00	-
5260MHz	Pass	PK	276.38M	40.17	46.00	-5.83	3	Horizontal	360	1.00	-
5260MHz	Pass	PK	344.28M	34.61	46.00	-11.39	3	Horizontal	360	1.00	-
5260MHz	Pass	PK	416.06M	37.77	46.00	-8.23	3	Horizontal	360	1.00	-
5260MHz	Pass	PK	693.48M	35.88	46.00	-10.12	3	Horizontal	360	1.00	-
5260MHz	Pass	PK	759.44M	42.20	46.00	-3.80	3	Horizontal	360	1.00	-
5260MHz	Pass	PK	827.34M	42.72	46.00	-3.28	3	Horizontal	360	1.00	-
5260MHz	Pass	PK	30M	27.00	40.00	-13.00	3	Vertical	360	1.00	-
5260MHz	Pass	PK	119.24M	26.46	43.50	-17.04	3	Vertical	360	1.00	-
5260MHz	Pass	PK	328.76M	20.00	46.00	-26.00	3	Vertical	360	1.00	-
5260MHz	Pass	PK	439.34M	21.82	46.00	-24.18	3	Vertical	360	1.00	-
5260MHz	Pass	PK	559.62M	24.69	46.00	-21.31	3	Vertical	360	1.00	-
5260MHz	Pass	PK	722.58M	29.02	46.00	-16.98	3	Vertical	360	1.00	-
5260MHz	Pass	PK	30M	23.87	40.00	-16.13	3	Horizontal	0	1.00	-
5260MHz	Pass	PK	154.16M	25.02	43.50	-18.48	3	Horizontal	0	1.00	-
5260MHz	Pass	PK	231.76M	24.21	46.00	-21.79	3	Horizontal	0	1.00	-
5260MHz	Pass	PK	307.42M	24.17	46.00	-21.83	3	Horizontal	0	1.00	-
5260MHz	Pass	PK	454.86M	23.06	46.00	-22.94	3	Horizontal	0	1.00	-
5260MHz	Pass	PK	658.56M	26.08	46.00	-19.92	3	Horizontal	0	1.00	-
5300MHz	Pass	PK	35.82M	25.51	40.00	-14.49	3	Vertical	360	1.00	-
5300MHz	Pass	PK	138.64M	23.62	43.50	-19.88	3	Vertical	360	1.00	-
5300MHz	Pass	PK	416.06M	38.11	46.00	-7.89	3	Vertical	360	1.00	-
5300MHz	Pass	PK	482.02M	39.61	46.00	-6.39	3	Vertical	360	1.00	-
5300MHz	Pass	PK	551.86M	38.69	46.00	-7.31	3	Vertical	360	1.00	-
5300MHz	Pass	PK	840.92M	42.78	46.00	-3.22	3	Vertical	360	1.00	-
5300MHz	Pass	PK	30M	24.00	40.00	-16.00	3	Horizontal	0	1.00	-
5300MHz	Pass	PK	107.6M	29.76	43.50	-13.74	3	Horizontal	0	1.00	-
5300MHz	Pass	PK	276.38M	38.27	46.00	-7.73	3	Horizontal	0	1.00	-
5300MHz	Pass	PK	346.22M	34.96	46.00	-11.04	3	Horizontal	0	1.00	-
5300MHz	Pass	PK	416.06M	36.73	46.00	-9.27	3	Horizontal	0	1.00	-
5300MHz	Pass	PK	840.92M	42.60	46.00	-3.40	3	Horizontal	0	1.00	-
5300MHz	Pass	PK	30M	27.48	40.00	-12.52	3	Vertical	360	1.00	-
5300MHz	Pass	PK	121.18M	26.39	43.50	-17.11	3	Vertical	360	1.00	-
5300MHz	Pass	PK	280.26M	19.48	46.00	-26.52	3	Vertical	360	1.00	-
5300MHz	Pass	PK	394.72M	22.54	46.00	-23.46	3	Vertical	360	1.00	-
5300MHz	Pass	PK	497.54M	22.56	46.00	-23.44	3	Vertical	360	1.00	-
5300MHz	Pass	PK	641.1M	25.84	46.00	-20.16	3	Vertical	360	1.00	-
5300MHz	Pass	PK	30M	22.93	40.00	-17.07	3	Horizontal	0	1.00	-
5300MHz	Pass	PK	154.16M	25.07	43.50	-18.43	3	Horizontal	0	1.00	-
5300MHz	Pass	PK	229.82M	23.59	46.00	-22.41	3	Horizontal	0	1.00	-
5300MHz	Pass	PK	400.54M	25.86	46.00	-20.14	3	Horizontal	0	1.00	-
5300MHz	Pass	PK	431.58M	26.04	46.00	-19.96	3	Horizontal	0	1.00	-
5300MHz	Pass	PK	565.44M	25.22	46.00	-20.78	3	Horizontal	0	1.00	-
5320MHz	Pass	PK	30M	26.43	40.00	-13.57	3	Vertical	0	1.00	-
5320MHz	Pass	PK	138.64M	24.90	43.50	-18.60	3	Vertical	0	1.00	-

Mode	Result	Type	Freq (Hz)	Level (dBuV/m)	Limit (dBuV/m)	Margin (dB)	Dist (m)	Condition	Azimuth (°)	Height (m)	Comments
5320MHz	Pass	PK	414.12M	38.32	46.00	-7.68	3	Vertical	0	1.00	-
5320MHz	Pass	PK	483.96M	41.25	46.00	-4.75	3	Vertical	0	1.00	-
5320MHz	Pass	PK	551.86M	39.23	46.00	-6.77	3	Vertical	0	1.00	-
5320MHz	Pass	PK	840.92M	42.76	46.00	-3.24	3	Vertical	0	1.00	-
5320MHz	Pass	PK	30M	23.29	40.00	-16.71	3	Horizontal	360	1.00	-
5320MHz	Pass	PK	111.48M	28.83	43.50	-14.67	3	Horizontal	360	1.00	-
5320MHz	Pass	PK	276.38M	38.32	46.00	-7.68	3	Horizontal	360	1.00	-
5320MHz	Pass	PK	416.06M	37.10	46.00	-8.90	3	Horizontal	360	1.00	-
5320MHz	Pass	PK	553.8M	32.83	46.00	-13.17	3	Horizontal	360	1.00	-
5320MHz	Pass	PK	840.92M	42.37	46.00	-3.63	3	Horizontal	360	1.00	-
5320MHz	Pass	PK	30M	27.20	40.00	-12.80	3	Vertical	360	1.00	-
5320MHz	Pass	PK	115.36M	26.90	43.50	-16.60	3	Vertical	360	1.00	-
5320MHz	Pass	PK	282.2M	19.70	46.00	-26.30	3	Vertical	360	1.00	-
5320MHz	Pass	PK	431.58M	21.57	46.00	-24.43	3	Vertical	360	1.00	-
5320MHz	Pass	PK	491.72M	29.68	46.00	-16.32	3	Vertical	360	1.00	-
5320MHz	Pass	PK	709M	25.86	46.00	-20.14	3	Vertical	360	1.00	-
5320MHz	Pass	PK	30M	22.58	40.00	-17.42	3	Horizontal	0	1.00	-
5320MHz	Pass	PK	80.44M	24.31	40.00	-15.69	3	Horizontal	0	1.00	-
5320MHz	Pass	PK	161.92M	24.79	43.50	-18.71	3	Horizontal	0	1.00	-
5320MHz	Pass	PK	231.76M	23.70	46.00	-22.30	3	Horizontal	0	1.00	-
5320MHz	Pass	PK	307.42M	24.24	46.00	-21.76	3	Horizontal	0	1.00	-
5320MHz	Pass	PK	491.72M	27.39	46.00	-18.61	3	Horizontal	0	1.00	-
5500MHz	Pass	PK	51.34M	25.06	40.00	-14.94	3	Vertical	360	1.00	-
5500MHz	Pass	PK	206.54M	25.07	43.50	-18.43	3	Vertical	360	1.00	-
5500MHz	Pass	PK	414.12M	36.94	46.00	-9.06	3	Vertical	360	1.00	-
5500MHz	Pass	PK	483.96M	40.05	46.00	-5.95	3	Vertical	360	1.00	-
5500MHz	Pass	PK	551.86M	38.91	46.00	-7.09	3	Vertical	360	1.00	-
5500MHz	Pass	PK	840.92M	42.91	46.00	-3.09	3	Vertical	360	1.00	-
5500MHz	Pass	PK	30M	23.99	40.00	-16.01	3	Horizontal	0	1.00	-
5500MHz	Pass	PK	113.42M	28.08	43.50	-15.42	3	Horizontal	0	1.00	-
5500MHz	Pass	PK	276.38M	39.05	46.00	-6.95	3	Horizontal	0	1.00	-
5500MHz	Pass	PK	346.22M	34.85	46.00	-11.15	3	Horizontal	0	1.00	-
5500MHz	Pass	PK	416.06M	36.92	46.00	-9.08	3	Horizontal	0	1.00	-
5500MHz	Pass	PK	840.92M	42.58	46.00	-3.42	3	Horizontal	0	1.00	-
5500MHz	Pass	PK	30M	26.84	40.00	-13.16	3	Vertical	360	1.00	-
5500MHz	Pass	PK	115.36M	25.78	43.50	-17.72	3	Vertical	360	1.00	-
5500MHz	Pass	PK	280.26M	20.30	46.00	-25.70	3	Vertical	360	1.00	-
5500MHz	Pass	PK	429.64M	21.44	46.00	-24.56	3	Vertical	360	1.00	-
5500MHz	Pass	PK	520.82M	24.56	46.00	-21.44	3	Vertical	360	1.00	-
5500MHz	Pass	PK	681.84M	26.58	46.00	-19.42	3	Vertical	360	1.00	-
5500MHz	Pass	PK	66.86M	24.24	40.00	-15.76	3	Horizontal	0	1.00	-
5500MHz	Pass	PK	154.16M	24.69	43.50	-18.81	3	Horizontal	0	1.00	-
5500MHz	Pass	PK	231.76M	23.74	46.00	-22.26	3	Horizontal	0	1.00	-
5500MHz	Pass	PK	305.48M	23.63	46.00	-22.37	3	Horizontal	0	1.00	-
5500MHz	Pass	PK	431.58M	23.89	46.00	-22.11	3	Horizontal	0	1.00	-
5500MHz	Pass	PK	714.82M	27.44	46.00	-18.56	3	Horizontal	0	1.00	-
5580MHz	Pass	PK	30M	25.15	40.00	-14.85	3	Vertical	0	1.00	-
5580MHz	Pass	PK	138.64M	24.73	43.50	-18.77	3	Vertical	0	1.00	-
5580MHz	Pass	PK	416.06M	37.16	46.00	-8.84	3	Vertical	0	1.00	-
5580MHz	Pass	PK	483.96M	39.77	46.00	-6.23	3	Vertical	0	1.00	-
5580MHz	Pass	PK	553.8M	38.79	46.00	-7.21	3	Vertical	0	1.00	-
5580MHz	Pass	PK	840.92M	42.64	46.00	-3.36	3	Vertical	0	1.00	-
5580MHz	Pass	PK	30M	23.36	40.00	-16.64	3	Horizontal	360	1.00	-
5580MHz	Pass	PK	109.54M	30.50	43.50	-13.00	3	Horizontal	360	1.00	-
5580MHz	Pass	PK	276.38M	42.10	46.00	-3.90	3	Horizontal	360	1.00	-
5580MHz	Pass	PK	346.22M	33.99	46.00	-12.01	3	Horizontal	360	1.00	-
5580MHz	Pass	PK	414.12M	37.25	46.00	-8.75	3	Horizontal	360	1.00	-
5580MHz	Pass	PK	840.92M	42.88	46.00	-3.12	3	Horizontal	360	1.00	-
5580MHz	Pass	PK	30M	27.10	40.00	-12.90	3	Vertical	360	1.00	-
5580MHz	Pass	PK	115.36M	26.51	43.50	-16.99	3	Vertical	360	1.00	-
5580MHz	Pass	PK	222.06M	25.68	46.00	-20.32	3	Vertical	360	1.00	-
5580MHz	Pass	PK	400.54M	20.85	46.00	-25.15	3	Vertical	360	1.00	-

Mode	Result	Type	Freq (Hz)	Level (dBuV/m)	Limit (dBuV/m)	Margin (dB)	Dist (m)	Condition	Azimuth (°)	Height (m)	Comments
5580MHz	Pass	PK	563.5M	24.03	46.00	-21.97	3	Vertical	360	1.00	-
5580MHz	Pass	PK	728.4M	27.26	46.00	-18.74	3	Vertical	360	1.00	-
5580MHz	Pass	PK	30M	23.00	40.00	-17.00	3	Horizontal	0	1.00	-
5580MHz	Pass	PK	154.16M	24.84	43.50	-18.66	3	Horizontal	0	1.00	-
5580MHz	Pass	PK	231.76M	24.03	46.00	-21.97	3	Horizontal	0	1.00	-
5580MHz	Pass	PK	309.36M	24.65	46.00	-21.35	3	Horizontal	0	1.00	-
5580MHz	Pass	PK	400.54M	25.16	46.00	-20.84	3	Horizontal	0	1.00	-
5580MHz	Pass	PK	491.72M	26.07	46.00	-19.93	3	Horizontal	0	1.00	-
5700MHz	Pass	PK	30M	25.42	40.00	-14.58	3	Vertical	0	1.00	-
5700MHz	Pass	PK	111.48M	24.13	43.50	-19.37	3	Vertical	0	1.00	-
5700MHz	Pass	PK	276.38M	34.28	46.00	-11.72	3	Vertical	0	1.00	-
5700MHz	Pass	PK	416.06M	38.40	46.00	-7.60	3	Vertical	0	1.00	-
5700MHz	Pass	PK	553.8M	39.03	46.00	-6.97	3	Vertical	0	1.00	-
5700MHz	Pass	PK	840.92M	41.56	46.00	-4.44	3	Vertical	0	1.00	-
5700MHz	Pass	PK	30M	23.70	40.00	-16.30	3	Horizontal	360	1.00	-
5700MHz	Pass	PK	111.48M	29.33	43.50	-14.17	3	Horizontal	360	1.00	-
5700MHz	Pass	PK	276.38M	39.38	46.00	-6.62	3	Horizontal	360	1.00	-
5700MHz	Pass	PK	414.12M	35.80	46.00	-10.20	3	Horizontal	360	1.00	-
5700MHz	Pass	PK	553.8M	34.93	46.00	-11.07	3	Horizontal	360	1.00	-
5700MHz	Pass	PK	840.92M	42.63	46.00	-3.37	3	Horizontal	360	1.00	-
5700MHz	Pass	PK	117.3M	26.33	43.50	-17.17	3	Vertical	360	1.00	-
5700MHz	Pass	PK	30M	26.20	40.00	-13.80	3	Vertical	360	1.00	-
5700MHz	Pass	PK	303.54M	20.04	46.00	-25.96	3	Vertical	360	1.00	-
5700MHz	Pass	PK	400.54M	22.30	46.00	-23.70	3	Vertical	360	1.00	-
5700MHz	Pass	PK	491.72M	25.91	46.00	-20.09	3	Vertical	360	1.00	-
5700MHz	Pass	PK	643.04M	25.57	46.00	-20.43	3	Vertical	360	1.00	-
5700MHz	Pass	PK	31.94M	23.70	40.00	-16.30	3	Horizontal	0	1.00	-
5700MHz	Pass	PK	158.04M	25.42	43.50	-18.08	3	Horizontal	0	1.00	-
5700MHz	Pass	PK	231.76M	23.55	46.00	-22.45	3	Horizontal	0	1.00	-
5700MHz	Pass	PK	284.14M	28.11	46.00	-17.89	3	Horizontal	0	1.00	-
5700MHz	Pass	PK	431.58M	25.44	46.00	-20.56	3	Horizontal	0	1.00	-
5700MHz	Pass	PK	666.32M	25.55	46.00	-20.45	3	Horizontal	0	1.00	-
5720MHz Straddle 5.47-5.725GHz	Pass	PK	276.38M	37.63	46.00	-8.37	3	Vertical	0	1.00	-
5720MHz Straddle 5.47-5.725GHz	Pass	PK	416.06M	38.53	46.00	-7.47	3	Vertical	0	1.00	-
5720MHz Straddle 5.47-5.725GHz	Pass	PK	553.8M	36.26	46.00	-9.74	3	Vertical	0	1.00	-
5720MHz Straddle 5.47-5.725GHz	Pass	PK	689.6M	39.53	46.00	-6.47	3	Vertical	0	1.00	-
5720MHz Straddle 5.47-5.725GHz	Pass	PK	831.22M	41.48	46.00	-4.52	3	Vertical	0	1.00	-
5720MHz Straddle 5.47-5.725GHz	Pass	PK	885.54M	42.76	46.00	-3.24	3	Vertical	0	1.00	-
5720MHz Straddle 5.47-5.725GHz	Pass	PK	276.38M	40.93	46.00	-5.07	3	Horizontal	360	1.00	-
5720MHz Straddle 5.47-5.725GHz	Pass	PK	414.12M	37.99	46.00	-8.01	3	Horizontal	360	1.00	-
5720MHz Straddle 5.47-5.725GHz	Pass	PK	689.6M	38.37	46.00	-7.63	3	Horizontal	360	1.00	-
5720MHz Straddle 5.47-5.725GHz	Pass	PK	761.38M	39.86	46.00	-6.14	3	Horizontal	360	1.00	-
5720MHz Straddle 5.47-5.725GHz	Pass	PK	827.34M	40.58	46.00	-5.42	3	Horizontal	360	1.00	-
5720MHz Straddle 5.47-5.725GHz	Pass	PK	897.18M	37.64	46.00	-8.36	3	Horizontal	360	1.00	-
5720MHz Straddle 5.47-5.725GHz	Pass	PK	30M	24.48	40.00	-15.52	3	Vertical	0	1.00	-
5720MHz Straddle 5.47-5.725GHz	Pass	PK	101.78M	29.42	43.50	-14.08	3	Vertical	0	1.00	-
5720MHz Straddle 5.47-5.725GHz	Pass	PK	229.82M	23.83	46.00	-22.17	3	Vertical	0	1.00	-
5720MHz Straddle 5.47-5.725GHz	Pass	PK	305.48M	24.40	46.00	-21.60	3	Vertical	0	1.00	-
5720MHz Straddle 5.47-5.725GHz	Pass	PK	400.54M	22.47	46.00	-23.53	3	Vertical	0	1.00	-
5720MHz Straddle 5.47-5.725GHz	Pass	PK	497.54M	25.08	46.00	-20.92	3	Vertical	0	1.00	-
5720MHz Straddle 5.47-5.725GHz	Pass	PK	30M	22.58	40.00	-17.42	3	Horizontal	360	1.00	-
5720MHz Straddle 5.47-5.725GHz	Pass	PK	148.34M	24.05	43.50	-19.45	3	Horizontal	360	1.00	-
5720MHz Straddle 5.47-5.725GHz	Pass	PK	231.76M	24.07	46.00	-21.93	3	Horizontal	360	1.00	-
5720MHz Straddle 5.47-5.725GHz	Pass	PK	307.42M	24.80	46.00	-21.20	3	Horizontal	360	1.00	-
5720MHz Straddle 5.47-5.725GHz	Pass	PK	497.54M	24.63	46.00	-21.37	3	Horizontal	360	1.00	-
5720MHz Straddle 5.47-5.725GHz	Pass	PK	621.7M	25.92	46.00	-20.08	3	Horizontal	360	1.00	-
5745MHz	Pass	PK	30M	25.75	40.00	-14.25	3	Vertical	0	1.00	-
5745MHz	Pass	PK	138.64M	25.07	43.50	-18.43	3	Vertical	0	1.00	-
5745MHz	Pass	PK	416.06M	39.23	46.00	-6.77	3	Vertical	0	1.00	-
5745MHz	Pass	PK	483.96M	39.79	46.00	-6.21	3	Vertical	0	1.00	-
5745MHz	Pass	PK	551.86M	38.53	46.00	-7.47	3	Vertical	0	1.00	-
5745MHz	Pass	PK	840.92M	42.84	46.00	-3.16	3	Vertical	0	1.00	-

Mode	Result	Type	Freq (Hz)	Level (dBuV/m)	Limit (dBuV/m)	Margin (dB)	Dist (m)	Condition	Azimuth (°)	Height (m)	Comments
5745MHz	Pass	PK	30M	23.10	40.00	-16.90	3	Horizontal	360	1.00	-
5745MHz	Pass	PK	113.42M	29.21	43.50	-14.29	3	Horizontal	360	1.00	-
5745MHz	Pass	PK	276.38M	41.30	46.00	-4.70	3	Horizontal	360	1.00	-
5745MHz	Pass	PK	346.22M	34.43	46.00	-11.57	3	Horizontal	360	1.00	-
5745MHz	Pass	PK	416.06M	35.14	46.00	-10.86	3	Horizontal	360	1.00	-
5745MHz	Pass	PK	840.92M	42.05	46.00	-3.95	3	Horizontal	360	1.00	-
5745MHz	Pass	PK	30M	27.03	40.00	-12.97	3	Vertical	360	1.00	-
5745MHz	Pass	PK	113.42M	26.38	43.50	-17.12	3	Vertical	360	1.00	-
5745MHz	Pass	PK	260.86M	19.13	46.00	-26.87	3	Vertical	360	1.00	-
5745MHz	Pass	PK	390.84M	20.83	46.00	-25.17	3	Vertical	360	1.00	-
5745MHz	Pass	PK	491.72M	26.18	46.00	-19.82	3	Vertical	360	1.00	-
5745MHz	Pass	PK	648.86M	25.32	46.00	-20.68	3	Vertical	360	1.00	-
5745MHz	Pass	PK	30M	23.36	40.00	-16.64	3	Horizontal	0	1.00	-
5745MHz	Pass	PK	154.16M	24.90	43.50	-18.60	3	Horizontal	0	1.00	-
5745MHz	Pass	PK	231.76M	23.60	46.00	-22.40	3	Horizontal	0	1.00	-
5745MHz	Pass	PK	307.42M	24.72	46.00	-21.28	3	Horizontal	0	1.00	-
5745MHz	Pass	PK	491.72M	23.22	46.00	-22.78	3	Horizontal	0	1.00	-
5745MHz	Pass	PK	650.8M	27.54	46.00	-18.46	3	Horizontal	0	1.00	-
5785MHz	Pass	PK	30M	25.86	40.00	-14.14	3	Vertical	360	1.00	-
5785MHz	Pass	PK	109.54M	24.58	43.50	-18.92	3	Vertical	360	1.00	-
5785MHz	Pass	PK	276.38M	36.36	46.00	-9.64	3	Vertical	360	1.00	-
5785MHz	Pass	PK	416.06M	36.93	46.00	-9.07	3	Vertical	360	1.00	-
5785MHz	Pass	PK	482.02M	40.42	46.00	-5.58	3	Vertical	360	1.00	-
5785MHz	Pass	PK	840.92M	42.02	46.00	-3.98	3	Vertical	360	1.00	-
5785MHz	Pass	PK	30M	23.79	40.00	-16.21	3	Horizontal	0	1.00	-
5785MHz	Pass	PK	109.54M	30.44	43.50	-13.06	3	Horizontal	0	1.00	-
5785MHz	Pass	PK	276.38M	38.31	46.00	-7.69	3	Horizontal	0	1.00	-
5785MHz	Pass	PK	346.22M	35.88	46.00	-10.12	3	Horizontal	0	1.00	-
5785MHz	Pass	PK	416.06M	37.57	46.00	-8.43	3	Horizontal	0	1.00	-
5785MHz	Pass	PK	840.92M	41.93	46.00	-4.07	3	Horizontal	0	1.00	-
5785MHz	Pass	PK	30M	28.20	40.00	-11.80	3	Vertical	360	1.00	-
5785MHz	Pass	PK	115.36M	26.63	43.50	-16.87	3	Vertical	360	1.00	-
5785MHz	Pass	PK	274.44M	19.52	46.00	-26.48	3	Vertical	360	1.00	-
5785MHz	Pass	PK	400.54M	25.20	46.00	-20.80	3	Vertical	360	1.00	-
5785MHz	Pass	PK	515M	25.12	46.00	-20.88	3	Vertical	360	1.00	-
5785MHz	Pass	PK	654.68M	26.68	46.00	-19.32	3	Vertical	360	1.00	-
5785MHz	Pass	PK	33.88M	26.00	40.00	-14.00	3	Horizontal	0	1.00	-
5785MHz	Pass	PK	169.68M	25.15	43.50	-18.35	3	Horizontal	0	1.00	-
5785MHz	Pass	PK	288.02M	24.45	46.00	-21.55	3	Horizontal	0	1.00	-
5785MHz	Pass	PK	431.58M	24.55	46.00	-21.45	3	Horizontal	0	1.00	-
5785MHz	Pass	PK	575.14M	25.76	46.00	-20.24	3	Horizontal	0	1.00	-
5785MHz	Pass	PK	740.04M	28.22	46.00	-17.78	3	Horizontal	0	1.00	-
5825MHz	Pass	PK	30M	25.97	40.00	-14.03	3	Vertical	0	1.00	-
5825MHz	Pass	PK	138.64M	24.61	43.50	-18.89	3	Vertical	0	1.00	-
5825MHz	Pass	PK	276.38M	38.35	46.00	-7.65	3	Vertical	0	1.00	-
5825MHz	Pass	PK	416.06M	38.07	46.00	-7.93	3	Vertical	0	1.00	-
5825MHz	Pass	PK	482.02M	40.16	46.00	-5.84	3	Vertical	0	1.00	-
5825MHz	Pass	PK	840.92M	42.16	46.00	-3.84	3	Vertical	0	1.00	-
5825MHz	Pass	PK	30M	23.94	40.00	-16.06	3	Horizontal	360	1.00	-
5825MHz	Pass	PK	109.54M	29.34	43.50	-14.16	3	Horizontal	360	1.00	-
5825MHz	Pass	PK	276.38M	40.78	46.00	-5.22	3	Horizontal	360	1.00	-
5825MHz	Pass	PK	344.28M	35.18	46.00	-10.82	3	Horizontal	360	1.00	-
5825MHz	Pass	PK	416.06M	35.50	46.00	-10.50	3	Horizontal	360	1.00	-
5825MHz	Pass	PK	840.92M	42.36	46.00	-3.64	3	Horizontal	360	1.00	-
5825MHz	Pass	PK	30M	28.28	40.00	-11.72	3	Vertical	360	1.00	-
5825MHz	Pass	PK	113.42M	26.91	43.50	-16.59	3	Vertical	360	1.00	-
5825MHz	Pass	PK	229.82M	20.22	46.00	-25.78	3	Vertical	360	1.00	-
5825MHz	Pass	PK	419.94M	20.89	46.00	-25.11	3	Vertical	360	1.00	-
5825MHz	Pass	PK	499.48M	26.72	46.00	-19.28	3	Vertical	360	1.00	-
5825MHz	Pass	PK	650.8M	26.26	46.00	-19.74	3	Vertical	360	1.00	-
5825MHz	Pass	PK	33.88M	28.06	40.00	-11.94	3	Horizontal	0	1.00	-
5825MHz	Pass	PK	158.04M	25.17	43.50	-18.33	3	Horizontal	0	1.00	-

Mode	Result	Type	Freq (Hz)	Level (dBuV/m)	Limit (dBuV/m)	Margin (dB)	Dist (m)	Condition	Azimuth (°)	Height (m)	Comments
5825MHz	Pass	PK	233.7M	24.44	46.00	-21.56	3	Horizontal	0	1.00	-
5825MHz	Pass	PK	299.66M	24.36	46.00	-21.64	3	Horizontal	0	1.00	-
5825MHz	Pass	PK	491.72M	22.51	46.00	-23.49	3	Horizontal	0	1.00	-
5825MHz	Pass	PK	712.88M	26.68	46.00	-19.32	3	Horizontal	0	1.00	-
802.11ac VHT20_Nss1,(MCS0)_2TX	-	-	-	-	-	-	-	-	-	-	-
5180MHz	Pass	PK	51.34M	26.71	40.00	-13.29	3	Vertical	360	1.00	-
5180MHz	Pass	PK	138.64M	24.46	43.50	-19.04	3	Vertical	360	1.00	-
5180MHz	Pass	PK	416.06M	37.40	46.00	-8.60	3	Vertical	360	1.00	-
5180MHz	Pass	PK	482.02M	40.69	46.00	-5.31	3	Vertical	360	1.00	-
5180MHz	Pass	PK	551.86M	38.90	46.00	-7.10	3	Vertical	360	1.00	-
5180MHz	Pass	PK	840.92M	41.90	46.00	-4.10	3	Vertical	360	1.00	-
5180MHz	Pass	PK	30M	24.38	40.00	-15.62	3	Horizontal	0	1.00	-
5180MHz	Pass	PK	113.42M	30.31	43.50	-13.19	3	Horizontal	0	1.00	-
5180MHz	Pass	PK	276.38M	38.68	46.00	-7.32	3	Horizontal	0	1.00	-
5180MHz	Pass	PK	344.28M	34.57	46.00	-11.43	3	Horizontal	0	1.00	-
5180MHz	Pass	PK	416.06M	37.75	46.00	-8.25	3	Horizontal	0	1.00	-
5180MHz	Pass	PK	840.92M	41.64	46.00	-4.36	3	Horizontal	0	1.00	-
5180MHz	Pass	PK	30M	26.41	40.00	-13.59	3	Vertical	0	1.00	-
5180MHz	Pass	PK	113.42M	27.29	43.50	-16.21	3	Vertical	0	1.00	-
5180MHz	Pass	PK	282.2M	19.78	46.00	-26.22	3	Vertical	0	1.00	-
5180MHz	Pass	PK	491.72M	26.18	46.00	-19.82	3	Vertical	0	1.00	-
5180MHz	Pass	PK	625.58M	26.02	46.00	-19.98	3	Vertical	0	1.00	-
5180MHz	Pass	PK	724.52M	26.28	46.00	-19.72	3	Vertical	0	1.00	-
5180MHz	Pass	PK	33.88M	28.13	40.00	-11.87	3	Horizontal	360	1.00	-
5180MHz	Pass	PK	154.16M	25.09	43.50	-18.41	3	Horizontal	360	1.00	-
5180MHz	Pass	PK	288.02M	24.92	46.00	-21.08	3	Horizontal	360	1.00	-
5180MHz	Pass	PK	497.54M	26.88	46.00	-19.12	3	Horizontal	360	1.00	-
5180MHz	Pass	PK	627.52M	25.72	46.00	-20.28	3	Horizontal	360	1.00	-
5180MHz	Pass	PK	691.54M	27.06	46.00	-18.94	3	Horizontal	360	1.00	-
5200MHz	Pass	PK	30M	25.91	40.00	-14.09	3	Vertical	360	1.00	-
5200MHz	Pass	PK	138.64M	23.56	43.50	-19.94	3	Vertical	360	1.00	-
5200MHz	Pass	PK	416.06M	38.80	46.00	-7.20	3	Vertical	360	1.00	-
5200MHz	Pass	PK	483.96M	40.22	46.00	-5.78	3	Vertical	360	1.00	-
5200MHz	Pass	PK	551.86M	38.67	46.00	-7.33	3	Vertical	360	1.00	-
5200MHz	Pass	PK	840.92M	42.54	46.00	-3.46	3	Vertical	360	1.00	-
5200MHz	Pass	PK	30M	24.49	40.00	-15.51	3	Horizontal	0	1.00	-
5200MHz	Pass	PK	113.42M	29.72	43.50	-13.78	3	Horizontal	0	1.00	-
5200MHz	Pass	PK	276.38M	37.82	46.00	-8.18	3	Horizontal	0	1.00	-
5200MHz	Pass	PK	416.06M	37.86	46.00	-8.14	3	Horizontal	0	1.00	-
5200MHz	Pass	PK	551.86M	34.37	46.00	-11.63	3	Horizontal	0	1.00	-
5200MHz	Pass	PK	840.92M	42.41	46.00	-3.59	3	Horizontal	0	1.00	-
5200MHz	Pass	PK	30M	26.01	40.00	-13.99	3	Vertical	360	1.00	-
5200MHz	Pass	PK	117.3M	27.20	43.50	-16.30	3	Vertical	360	1.00	-
5200MHz	Pass	PK	288.02M	20.31	46.00	-25.69	3	Vertical	360	1.00	-
5200MHz	Pass	PK	410.24M	21.47	46.00	-24.53	3	Vertical	360	1.00	-
5200MHz	Pass	PK	497.54M	23.48	46.00	-22.52	3	Vertical	360	1.00	-
5200MHz	Pass	PK	627.52M	26.10	46.00	-19.90	3	Vertical	360	1.00	-
5200MHz	Pass	PK	30M	23.59	40.00	-16.41	3	Horizontal	0	1.00	-
5200MHz	Pass	PK	159.98M	25.10	43.50	-18.40	3	Horizontal	0	1.00	-
5200MHz	Pass	PK	229.82M	24.01	46.00	-21.99	3	Horizontal	0	1.00	-
5200MHz	Pass	PK	307.42M	24.16	46.00	-21.84	3	Horizontal	0	1.00	-
5200MHz	Pass	PK	431.58M	25.66	46.00	-20.34	3	Horizontal	0	1.00	-
5200MHz	Pass	PK	637.22M	25.97	46.00	-20.03	3	Horizontal	0	1.00	-
5240MHz	Pass	PK	30M	28.21	40.00	-11.79	3	Vertical	360	1.00	-
5240MHz	Pass	PK	138.64M	25.09	43.50	-18.41	3	Vertical	360	1.00	-
5240MHz	Pass	PK	276.38M	34.83	46.00	-11.17	3	Vertical	360	1.00	-
5240MHz	Pass	PK	416.06M	38.92	46.00	-7.08	3	Vertical	360	1.00	-
5240MHz	Pass	PK	482.02M	40.23	46.00	-5.77	3	Vertical	360	1.00	-
5240MHz	Pass	PK	840.92M	42.65	46.00	-3.35	3	Vertical	360	1.00	-
5240MHz	Pass	PK	33.88M	25.44	40.00	-14.56	3	Horizontal	0	1.00	-
5240MHz	Pass	PK	138.64M	27.40	43.50	-16.10	3	Horizontal	0	1.00	-
5240MHz	Pass	PK	276.38M	41.02	46.00	-4.98	3	Horizontal	0	1.00	-

Mode	Result	Type	Freq (Hz)	Level (dBuV/m)	Limit (dBuV/m)	Margin (dB)	Dist (m)	Condition	Azimuth (°)	Height (m)	Comments
5240MHz	Pass	PK	311.3M	36.17	46.00	-9.83	3	Horizontal	0	1.00	-
5240MHz	Pass	PK	414.12M	39.32	46.00	-6.68	3	Horizontal	0	1.00	-
5240MHz	Pass	PK	840.92M	42.06	46.00	-3.94	3	Horizontal	0	1.00	-
5240MHz	Pass	PK	30M	26.37	40.00	-13.63	3	Vertical	360	1.00	-
5240MHz	Pass	PK	115.36M	27.71	43.50	-15.79	3	Vertical	360	1.00	-
5240MHz	Pass	PK	282.2M	19.37	46.00	-26.63	3	Vertical	360	1.00	-
5240MHz	Pass	PK	359.8M	20.36	46.00	-25.64	3	Vertical	360	1.00	-
5240MHz	Pass	PK	515M	24.67	46.00	-21.33	3	Vertical	360	1.00	-
5240MHz	Pass	PK	615.88M	26.08	46.00	-19.92	3	Vertical	360	1.00	-
5240MHz	Pass	PK	30M	22.51	40.00	-17.49	3	Horizontal	0	1.00	-
5240MHz	Pass	PK	171.62M	24.36	43.50	-19.14	3	Horizontal	0	1.00	-
5240MHz	Pass	PK	235.64M	24.28	46.00	-21.72	3	Horizontal	0	1.00	-
5240MHz	Pass	PK	307.42M	24.70	46.00	-21.30	3	Horizontal	0	1.00	-
5240MHz	Pass	PK	431.58M	25.74	46.00	-20.26	3	Horizontal	0	1.00	-
5240MHz	Pass	PK	497.54M	26.49	46.00	-19.51	3	Horizontal	0	1.00	-
5260MHz	Pass	PK	30M	27.61	40.00	-12.39	3	Vertical	0	1.00	-
5260MHz	Pass	PK	115.36M	24.04	43.50	-19.46	3	Vertical	0	1.00	-
5260MHz	Pass	PK	416.06M	38.57	46.00	-7.43	3	Vertical	0	1.00	-
5260MHz	Pass	PK	483.96M	40.02	46.00	-5.98	3	Vertical	0	1.00	-
5260MHz	Pass	PK	553.8M	37.49	46.00	-8.51	3	Vertical	0	1.00	-
5260MHz	Pass	PK	840.92M	42.00	46.00	-4.00	3	Vertical	0	1.00	-
5260MHz	Pass	PK	33.88M	25.90	40.00	-14.10	3	Horizontal	360	1.00	-
5260MHz	Pass	PK	111.48M	26.18	43.50	-17.32	3	Horizontal	360	1.00	-
5260MHz	Pass	PK	276.38M	40.42	46.00	-5.58	3	Horizontal	360	1.00	-
5260MHz	Pass	PK	311.3M	36.31	46.00	-9.69	3	Horizontal	360	1.00	-
5260MHz	Pass	PK	414.12M	38.15	46.00	-7.85	3	Horizontal	360	1.00	-
5260MHz	Pass	PK	840.92M	42.44	46.00	-3.56	3	Horizontal	360	1.00	-
5260MHz	Pass	PK	30M	27.67	40.00	-12.33	3	Vertical	0	1.00	-
5260MHz	Pass	PK	138.64M	23.53	43.50	-19.97	3	Vertical	0	1.00	-
5260MHz	Pass	PK	416.06M	39.33	46.00	-6.67	3	Vertical	0	1.00	-
5260MHz	Pass	PK	482.02M	39.16	46.00	-6.84	3	Vertical	0	1.00	-
5260MHz	Pass	PK	553.8M	37.46	46.00	-8.54	3	Vertical	0	1.00	-
5260MHz	Pass	PK	840.92M	42.40	46.00	-3.60	3	Vertical	0	1.00	-
5260MHz	Pass	PK	30M	23.50	40.00	-16.50	3	Horizontal	360	1.00	-
5260MHz	Pass	PK	138.64M	26.62	43.50	-16.88	3	Horizontal	360	1.00	-
5260MHz	Pass	PK	276.38M	40.59	46.00	-5.41	3	Horizontal	360	1.00	-
5260MHz	Pass	PK	346.22M	34.66	46.00	-11.34	3	Horizontal	360	1.00	-
5260MHz	Pass	PK	414.12M	39.14	46.00	-6.86	3	Horizontal	360	1.00	-
5260MHz	Pass	PK	840.92M	42.50	46.00	-3.50	3	Horizontal	360	1.00	-
5300MHz	Pass	PK	30M	25.20	40.00	-14.80	3	Vertical	360	1.00	-
5300MHz	Pass	PK	111.48M	24.22	43.50	-19.28	3	Vertical	360	1.00	-
5300MHz	Pass	PK	416.06M	38.65	46.00	-7.35	3	Vertical	360	1.00	-
5300MHz	Pass	PK	482.02M	39.66	46.00	-6.34	3	Vertical	360	1.00	-
5300MHz	Pass	PK	551.86M	37.90	46.00	-8.10	3	Vertical	360	1.00	-
5300MHz	Pass	PK	840.92M	42.26	46.00	-3.74	3	Vertical	360	1.00	-
5300MHz	Pass	PK	30M	23.93	40.00	-16.07	3	Horizontal	0	1.00	-
5300MHz	Pass	PK	113.42M	27.95	43.50	-15.55	3	Horizontal	0	1.00	-
5300MHz	Pass	PK	276.38M	40.21	46.00	-5.79	3	Horizontal	0	1.00	-
5300MHz	Pass	PK	311.3M	35.59	46.00	-10.41	3	Horizontal	0	1.00	-
5300MHz	Pass	PK	414.12M	38.15	46.00	-7.85	3	Horizontal	0	1.00	-
5300MHz	Pass	PK	840.92M	42.18	46.00	-3.82	3	Horizontal	0	1.00	-
5300MHz	Pass	PK	30M	26.14	40.00	-13.86	3	Vertical	0	1.00	-
5300MHz	Pass	PK	113.42M	27.93	43.50	-15.57	3	Vertical	0	1.00	-
5300MHz	Pass	PK	307.42M	18.99	46.00	-27.01	3	Vertical	0	1.00	-
5300MHz	Pass	PK	398.6M	20.94	46.00	-25.06	3	Vertical	0	1.00	-
5300MHz	Pass	PK	497.54M	22.19	46.00	-23.81	3	Vertical	0	1.00	-
5300MHz	Pass	PK	695.42M	26.42	46.00	-19.58	3	Vertical	0	1.00	-
5300MHz	Pass	PK	30M	22.66	40.00	-17.34	3	Horizontal	360	1.00	-
5300MHz	Pass	PK	156.1M	24.70	43.50	-18.80	3	Horizontal	360	1.00	-
5300MHz	Pass	PK	233.7M	24.27	46.00	-21.73	3	Horizontal	360	1.00	-
5300MHz	Pass	PK	303.54M	23.98	46.00	-22.02	3	Horizontal	360	1.00	-
5300MHz	Pass	PK	431.58M	25.23	46.00	-20.77	3	Horizontal	360	1.00	-

Mode	Result	Type	Freq (Hz)	Level (dBuV/m)	Limit (dBuV/m)	Margin (dB)	Dist (m)	Condition	Azimuth (°)	Height (m)	Comments
5300MHz	Pass	PK	571.26M	24.58	46.00	-21.42	3	Horizontal	360	1.00	-
5320MHz	Pass	PK	30M	24.70	40.00	-15.30	3	Vertical	0	1.00	-
5320MHz	Pass	PK	113.42M	23.77	43.50	-19.73	3	Vertical	0	1.00	-
5320MHz	Pass	PK	414.12M	38.78	46.00	-7.22	3	Vertical	0	1.00	-
5320MHz	Pass	PK	483.96M	39.10	46.00	-6.90	3	Vertical	0	1.00	-
5320MHz	Pass	PK	551.86M	37.85	46.00	-8.15	3	Vertical	0	1.00	-
5320MHz	Pass	PK	840.92M	41.75	46.00	-4.25	3	Vertical	0	1.00	-
5320MHz	Pass	PK	30M	23.13	40.00	-16.87	3	Horizontal	360	1.00	-
5320MHz	Pass	PK	113.42M	26.11	43.50	-17.39	3	Horizontal	360	1.00	-
5320MHz	Pass	PK	276.38M	40.28	46.00	-5.72	3	Horizontal	360	1.00	-
5320MHz	Pass	PK	311.3M	36.04	46.00	-9.96	3	Horizontal	360	1.00	-
5320MHz	Pass	PK	416.06M	38.04	46.00	-7.96	3	Horizontal	360	1.00	-
5320MHz	Pass	PK	840.92M	42.49	46.00	-3.51	3	Horizontal	360	1.00	-
5320MHz	Pass	PK	30M	26.01	40.00	-13.99	3	Vertical	360	1.00	-
5320MHz	Pass	PK	117.3M	27.71	43.50	-15.79	3	Vertical	360	1.00	-
5320MHz	Pass	PK	280.26M	18.88	46.00	-27.12	3	Vertical	360	1.00	-
5320MHz	Pass	PK	392.78M	19.94	46.00	-26.06	3	Vertical	360	1.00	-
5320MHz	Pass	PK	491.72M	28.17	46.00	-17.83	3	Vertical	360	1.00	-
5320MHz	Pass	PK	683.78M	26.14	46.00	-19.86	3	Vertical	360	1.00	-
5320MHz	Pass	PK	30M	24.48	40.00	-15.52	3	Horizontal	0	1.00	-
5320MHz	Pass	PK	101.78M	28.92	43.50	-14.58	3	Horizontal	0	1.00	-
5320MHz	Pass	PK	161.92M	24.57	43.50	-18.93	3	Horizontal	0	1.00	-
5320MHz	Pass	PK	229.82M	23.83	46.00	-22.17	3	Horizontal	0	1.00	-
5320MHz	Pass	PK	305.48M	24.40	46.00	-21.60	3	Horizontal	0	1.00	-
5320MHz	Pass	PK	497.54M	25.08	46.00	-20.92	3	Horizontal	0	1.00	-
5500MHz	Pass	PK	416.06M	40.13	46.00	-5.87	3	Vertical	360	1.00	-
5500MHz	Pass	PK	483.96M	37.26	46.00	-8.74	3	Vertical	360	1.00	-
5500MHz	Pass	PK	693.48M	38.51	46.00	-7.49	3	Vertical	360	1.00	-
5500MHz	Pass	PK	759.44M	40.00	46.00	-6.00	3	Vertical	360	1.00	-
5500MHz	Pass	PK	827.34M	41.73	46.00	-4.27	3	Vertical	360	1.00	-
5500MHz	Pass	PK	895.24M	42.52	46.00	-3.48	3	Vertical	360	1.00	-
5500MHz	Pass	PK	276.38M	42.30	46.00	-3.70	3	Horizontal	0	1.00	-
5500MHz	Pass	PK	346.22M	32.66	46.00	-13.34	3	Horizontal	0	1.00	-
5500MHz	Pass	PK	416.06M	38.68	46.00	-7.32	3	Horizontal	0	1.00	-
5500MHz	Pass	PK	759.44M	41.21	46.00	-4.79	3	Horizontal	0	1.00	-
5500MHz	Pass	PK	831.22M	42.29	46.00	-3.71	3	Horizontal	0	1.00	-
5500MHz	Pass	PK	897.18M	38.60	46.00	-7.40	3	Horizontal	0	1.00	-
5500MHz	Pass	PK	30M	26.04	40.00	-13.96	3	Vertical	0	1.00	-
5500MHz	Pass	PK	119.24M	27.78	43.50	-15.72	3	Vertical	0	1.00	-
5500MHz	Pass	PK	233.7M	18.28	46.00	-27.72	3	Vertical	0	1.00	-
5500MHz	Pass	PK	330.7M	19.84	46.00	-26.16	3	Vertical	0	1.00	-
5500MHz	Pass	PK	520.82M	23.31	46.00	-22.69	3	Vertical	0	1.00	-
5500MHz	Pass	PK	644.98M	25.54	46.00	-20.46	3	Vertical	0	1.00	-
5500MHz	Pass	PK	30M	23.05	40.00	-16.95	3	Horizontal	360	1.00	-
5500MHz	Pass	PK	161.92M	23.89	43.50	-19.61	3	Horizontal	360	1.00	-
5500MHz	Pass	PK	235.64M	24.10	46.00	-21.90	3	Horizontal	360	1.00	-
5500MHz	Pass	PK	303.54M	24.61	46.00	-21.39	3	Horizontal	360	1.00	-
5500MHz	Pass	PK	431.58M	22.37	46.00	-23.63	3	Horizontal	360	1.00	-
5500MHz	Pass	PK	619.76M	25.78	46.00	-20.22	3	Horizontal	360	1.00	-
5580MHz	Pass	PK	276.38M	37.83	46.00	-8.17	3	Vertical	0	1.00	-
5580MHz	Pass	PK	416.06M	39.86	46.00	-6.14	3	Vertical	0	1.00	-
5580MHz	Pass	PK	483.96M	36.67	46.00	-9.33	3	Vertical	0	1.00	-
5580MHz	Pass	PK	759.44M	39.77	46.00	-6.23	3	Vertical	0	1.00	-
5580MHz	Pass	PK	831.22M	42.25	46.00	-3.75	3	Vertical	0	1.00	-
5580MHz	Pass	PK	897.18M	37.30	46.00	-8.70	3	Vertical	0	1.00	-
5580MHz	Pass	PK	276.38M	39.33	46.00	-6.67	3	Horizontal	360	1.00	-
5580MHz	Pass	PK	414.12M	38.07	46.00	-7.93	3	Horizontal	360	1.00	-
5580MHz	Pass	PK	689.6M	39.73	46.00	-6.27	3	Horizontal	360	1.00	-
5580MHz	Pass	PK	761.38M	41.59	46.00	-4.41	3	Horizontal	360	1.00	-
5580MHz	Pass	PK	831.22M	42.15	46.00	-3.85	3	Horizontal	360	1.00	-
5580MHz	Pass	PK	901.06M	40.18	46.00	-5.82	3	Horizontal	360	1.00	-
5580MHz	Pass	PK	115.36M	27.92	43.50	-15.58	3	Vertical	360	1.00	-

Mode	Result	Type	Freq (Hz)	Level (dBuV/m)	Limit (dBuV/m)	Margin (dB)	Dist (m)	Condition	Azimuth (°)	Height (m)	Comments
5580MHz	Pass	PK	30M	27.02	40.00	-12.98	3	Vertical	360	1.00	-
5580MHz	Pass	PK	280.26M	19.97	46.00	-26.03	3	Vertical	360	1.00	-
5580MHz	Pass	PK	452.92M	22.53	46.00	-23.47	3	Vertical	360	1.00	-
5580MHz	Pass	PK	561.56M	25.07	46.00	-20.93	3	Vertical	360	1.00	-
5580MHz	Pass	PK	720.64M	26.25	46.00	-19.75	3	Vertical	360	1.00	-
5580MHz	Pass	PK	30M	23.05	40.00	-16.95	3	Horizontal	0	1.00	-
5580MHz	Pass	PK	156.1M	24.34	43.50	-19.16	3	Horizontal	0	1.00	-
5580MHz	Pass	PK	231.76M	24.11	46.00	-21.89	3	Horizontal	0	1.00	-
5580MHz	Pass	PK	305.48M	24.79	46.00	-21.21	3	Horizontal	0	1.00	-
5580MHz	Pass	PK	383.08M	23.72	46.00	-22.28	3	Horizontal	0	1.00	-
5580MHz	Pass	PK	575.14M	29.00	46.00	-17.00	3	Horizontal	0	1.00	-
5700MHz	Pass	PK	276.38M	36.85	46.00	-9.15	3	Vertical	360	1.00	-
5700MHz	Pass	PK	416.06M	38.46	46.00	-7.54	3	Vertical	360	1.00	-
5700MHz	Pass	PK	553.8M	36.02	46.00	-9.98	3	Vertical	360	1.00	-
5700MHz	Pass	PK	689.6M	38.88	46.00	-7.12	3	Vertical	360	1.00	-
5700MHz	Pass	PK	831.22M	41.92	46.00	-4.08	3	Vertical	360	1.00	-
5700MHz	Pass	PK	901.06M	37.03	46.00	-8.97	3	Vertical	360	1.00	-
5700MHz	Pass	PK	276.38M	40.45	46.00	-5.55	3	Horizontal	0	1.00	-
5700MHz	Pass	PK	416.06M	37.66	46.00	-8.34	3	Horizontal	0	1.00	-
5700MHz	Pass	PK	693.48M	36.61	46.00	-9.39	3	Horizontal	0	1.00	-
5700MHz	Pass	PK	759.44M	39.77	46.00	-6.23	3	Horizontal	0	1.00	-
5700MHz	Pass	PK	831.22M	41.36	46.00	-4.64	3	Horizontal	0	1.00	-
5700MHz	Pass	PK	901.06M	37.95	46.00	-8.05	3	Horizontal	0	1.00	-
5700MHz	Pass	PK	30M	25.96	40.00	-14.04	3	Vertical	0	1.00	-
5700MHz	Pass	PK	117.3M	27.65	43.50	-15.85	3	Vertical	0	1.00	-
5700MHz	Pass	PK	278.32M	18.86	46.00	-27.14	3	Vertical	0	1.00	-
5700MHz	Pass	PK	423.82M	21.19	46.00	-24.81	3	Vertical	0	1.00	-
5700MHz	Pass	PK	544.1M	23.54	46.00	-22.46	3	Vertical	0	1.00	-
5700MHz	Pass	PK	693.48M	25.68	46.00	-20.32	3	Vertical	0	1.00	-
5700MHz	Pass	PK	30M	23.46	40.00	-16.54	3	Horizontal	360	1.00	-
5700MHz	Pass	PK	163.86M	24.06	43.50	-19.44	3	Horizontal	360	1.00	-
5700MHz	Pass	PK	229.82M	24.19	46.00	-21.81	3	Horizontal	360	1.00	-
5700MHz	Pass	PK	307.42M	24.40	46.00	-21.60	3	Horizontal	360	1.00	-
5700MHz	Pass	PK	400.54M	26.24	46.00	-19.76	3	Horizontal	360	1.00	-
5700MHz	Pass	PK	637.22M	25.12	46.00	-20.88	3	Horizontal	360	1.00	-
5720MHz Straddle 5.47-5.725GHz	Pass	PK	276.38M	36.85	46.00	-9.15	3	Vertical	360	1.00	-
5720MHz Straddle 5.47-5.725GHz	Pass	PK	416.06M	38.90	46.00	-7.10	3	Vertical	360	1.00	-
5720MHz Straddle 5.47-5.725GHz	Pass	PK	551.86M	36.15	46.00	-9.85	3	Vertical	360	1.00	-
5720MHz Straddle 5.47-5.725GHz	Pass	PK	759.44M	38.97	46.00	-7.03	3	Vertical	360	1.00	-
5720MHz Straddle 5.47-5.725GHz	Pass	PK	831.22M	41.66	46.00	-4.34	3	Vertical	360	1.00	-
5720MHz Straddle 5.47-5.725GHz	Pass	PK	885.54M	42.71	46.00	-3.29	3	Vertical	360	1.00	-
5720MHz Straddle 5.47-5.725GHz	Pass	PK	276.38M	41.67	46.00	-4.33	3	Horizontal	0	1.00	-
5720MHz Straddle 5.47-5.725GHz	Pass	PK	416.06M	37.94	46.00	-8.06	3	Horizontal	0	1.00	-
5720MHz Straddle 5.47-5.725GHz	Pass	PK	693.48M	39.03	46.00	-6.97	3	Horizontal	0	1.00	-
5720MHz Straddle 5.47-5.725GHz	Pass	PK	761.38M	40.69	46.00	-5.31	3	Horizontal	0	1.00	-
5720MHz Straddle 5.47-5.725GHz	Pass	PK	827.34M	41.21	46.00	-4.79	3	Horizontal	0	1.00	-
5720MHz Straddle 5.47-5.725GHz	Pass	PK	897.18M	38.15	46.00	-7.85	3	Horizontal	0	1.00	-
5720MHz Straddle 5.47-5.725GHz	Pass	PK	30M	26.43	40.00	-13.57	3	Vertical	360	1.00	-
5720MHz Straddle 5.47-5.725GHz	Pass	PK	115.36M	27.70	43.50	-15.80	3	Vertical	360	1.00	-
5720MHz Straddle 5.47-5.725GHz	Pass	PK	262.8M	18.90	46.00	-27.10	3	Vertical	360	1.00	-
5720MHz Straddle 5.47-5.725GHz	Pass	PK	388.9M	20.55	46.00	-25.45	3	Vertical	360	1.00	-
5720MHz Straddle 5.47-5.725GHz	Pass	PK	491.72M	24.37	46.00	-21.63	3	Vertical	360	1.00	-
5720MHz Straddle 5.47-5.725GHz	Pass	PK	644.98M	26.07	46.00	-19.93	3	Vertical	360	1.00	-
5720MHz Straddle 5.47-5.725GHz	Pass	PK	30M	24.07	40.00	-15.93	3	Horizontal	0	1.00	-
5720MHz Straddle 5.47-5.725GHz	Pass	PK	154.16M	24.47	43.50	-19.03	3	Horizontal	0	1.00	-
5720MHz Straddle 5.47-5.725GHz	Pass	PK	229.82M	24.05	46.00	-21.95	3	Horizontal	0	1.00	-
5720MHz Straddle 5.47-5.725GHz	Pass	PK	301.6M	23.72	46.00	-22.28	3	Horizontal	0	1.00	-
5720MHz Straddle 5.47-5.725GHz	Pass	PK	520.82M	25.92	46.00	-20.08	3	Horizontal	0	1.00	-
5720MHz Straddle 5.47-5.725GHz	Pass	PK	691.54M	25.59	46.00	-20.41	3	Horizontal	0	1.00	-
5745MHz	Pass	PK	276.38M	38.06	46.00	-7.94	3	Vertical	360	1.00	-
5745MHz	Pass	PK	416.06M	38.75	46.00	-7.25	3	Vertical	360	1.00	-
5745MHz	Pass	PK	693.48M	39.87	46.00	-6.13	3	Vertical	360	1.00	-

Mode	Result	Type	Freq (Hz)	Level (dBuV/m)	Limit (dBuV/m)	Margin (dB)	Dist (m)	Condition	Azimuth (°)	Height (m)	Comments
5745MHz	Pass	PK	761.38M	40.10	46.00	-5.90	3	Vertical	360	1.00	-
5745MHz	Pass	PK	831.22M	41.93	46.00	-4.07	3	Vertical	360	1.00	-
5745MHz	Pass	PK	897.18M	36.58	46.00	-9.42	3	Vertical	360	1.00	-
5745MHz	Pass	PK	276.38M	41.78	46.00	-4.22	3	Horizontal	0	1.00	-
5745MHz	Pass	PK	416.06M	38.03	46.00	-7.97	3	Horizontal	0	1.00	-
5745MHz	Pass	PK	689.6M	38.32	46.00	-7.68	3	Horizontal	0	1.00	-
5745MHz	Pass	PK	761.38M	40.04	46.00	-5.96	3	Horizontal	0	1.00	-
5745MHz	Pass	PK	831.22M	40.99	46.00	-5.01	3	Horizontal	0	1.00	-
5745MHz	Pass	PK	885.54M	41.64	46.00	-4.36	3	Horizontal	0	1.00	-
5745MHz	Pass	PK	55.22M	31.62	40.00	-8.38	3	Vertical	0	1.00	-
5745MHz	Pass	PK	30M	27.65	40.00	-12.35	3	Vertical	0	1.00	-
5745MHz	Pass	PK	113.42M	27.58	43.50	-15.92	3	Vertical	0	1.00	-
5745MHz	Pass	PK	400.54M	23.22	46.00	-22.78	3	Vertical	0	1.00	-
5745MHz	Pass	PK	518.88M	24.58	46.00	-21.42	3	Vertical	0	1.00	-
5745MHz	Pass	PK	658.56M	25.66	46.00	-20.34	3	Vertical	0	1.00	-
5745MHz	Pass	PK	30M	23.76	40.00	-16.24	3	Horizontal	360	1.00	-
5745MHz	Pass	PK	163.86M	23.86	43.50	-19.64	3	Horizontal	360	1.00	-
5745MHz	Pass	PK	231.76M	24.18	46.00	-21.82	3	Horizontal	360	1.00	-
5745MHz	Pass	PK	313.24M	24.88	46.00	-21.12	3	Horizontal	360	1.00	-
5745MHz	Pass	PK	400.54M	25.91	46.00	-20.09	3	Horizontal	360	1.00	-
5745MHz	Pass	PK	575.14M	25.96	46.00	-20.04	3	Horizontal	360	1.00	-
5785MHz	Pass	PK	276.38M	36.11	46.00	-9.89	3	Vertical	360	1.00	-
5785MHz	Pass	PK	416.06M	38.65	46.00	-7.35	3	Vertical	360	1.00	-
5785MHz	Pass	PK	693.48M	39.40	46.00	-6.60	3	Vertical	360	1.00	-
5785MHz	Pass	PK	761.38M	39.45	46.00	-6.55	3	Vertical	360	1.00	-
5785MHz	Pass	PK	831.22M	41.32	46.00	-4.68	3	Vertical	360	1.00	-
5785MHz	Pass	PK	897.18M	36.47	46.00	-9.53	3	Vertical	360	1.00	-
5785MHz	Pass	PK	276.38M	41.05	46.00	-4.95	3	Horizontal	0	1.00	-
5785MHz	Pass	PK	416.06M	38.71	46.00	-7.29	3	Horizontal	0	1.00	-
5785MHz	Pass	PK	693.48M	39.66	46.00	-6.34	3	Horizontal	0	1.00	-
5785MHz	Pass	PK	759.44M	40.05	46.00	-5.95	3	Horizontal	0	1.00	-
5785MHz	Pass	PK	831.22M	42.41	46.00	-3.59	3	Horizontal	0	1.00	-
5785MHz	Pass	PK	897.18M	38.02	46.00	-7.98	3	Horizontal	0	1.00	-
5785MHz	Pass	PK	30M	27.10	40.00	-12.90	3	Vertical	0	1.00	-
5785MHz	Pass	PK	53.28M	33.25	40.00	-6.75	3	Vertical	0	1.00	-
5785MHz	Pass	PK	119.24M	27.65	43.50	-15.85	3	Vertical	0	1.00	-
5785MHz	Pass	PK	400.54M	22.56	46.00	-23.44	3	Vertical	0	1.00	-
5785MHz	Pass	PK	563.5M	24.85	46.00	-21.15	3	Vertical	0	1.00	-
5785MHz	Pass	PK	689.6M	26.08	46.00	-19.92	3	Vertical	0	1.00	-
5785MHz	Pass	PK	30M	22.99	40.00	-17.01	3	Horizontal	360	1.00	-
5785MHz	Pass	PK	154.16M	24.11	43.50	-19.39	3	Horizontal	360	1.00	-
5785MHz	Pass	PK	233.7M	24.39	46.00	-21.61	3	Horizontal	360	1.00	-
5785MHz	Pass	PK	317.12M	24.64	46.00	-21.36	3	Horizontal	360	1.00	-
5785MHz	Pass	PK	491.72M	28.52	46.00	-17.48	3	Horizontal	360	1.00	-
5785MHz	Pass	PK	697.36M	26.57	46.00	-19.43	3	Horizontal	360	1.00	-
5825MHz	Pass	PK	276.38M	37.84	46.00	-8.16	3	Vertical	360	1.00	-
5825MHz	Pass	PK	416.06M	38.46	46.00	-7.54	3	Vertical	360	1.00	-
5825MHz	Pass	PK	693.48M	39.40	46.00	-6.60	3	Vertical	360	1.00	-
5825MHz	Pass	PK	761.38M	40.43	46.00	-5.57	3	Vertical	360	1.00	-
5825MHz	Pass	PK	831.22M	41.74	46.00	-4.26	3	Vertical	360	1.00	-
5825MHz	Pass	PK	897.18M	36.17	46.00	-9.83	3	Vertical	360	1.00	-
5825MHz	Pass	PK	276.38M	40.63	46.00	-5.37	3	Horizontal	0	1.00	-
5825MHz	Pass	PK	346.22M	35.06	46.00	-10.94	3	Horizontal	0	1.00	-
5825MHz	Pass	PK	414.12M	38.11	46.00	-7.89	3	Horizontal	0	1.00	-
5825MHz	Pass	PK	689.6M	37.06	46.00	-8.94	3	Horizontal	0	1.00	-
5825MHz	Pass	PK	759.44M	40.40	46.00	-5.60	3	Horizontal	0	1.00	-
5825MHz	Pass	PK	831.22M	41.59	46.00	-4.41	3	Horizontal	0	1.00	-
5825MHz	Pass	PK	30M	27.06	40.00	-12.94	3	Vertical	360	1.00	-
5825MHz	Pass	PK	117.3M	27.26	43.50	-16.24	3	Vertical	360	1.00	-
5825MHz	Pass	PK	272.5M	19.30	46.00	-26.70	3	Vertical	360	1.00	-
5825MHz	Pass	PK	412.18M	21.23	46.00	-24.77	3	Vertical	360	1.00	-
5825MHz	Pass	PK	555.74M	24.34	46.00	-21.66	3	Vertical	360	1.00	-

Mode	Result	Type	Freq (Hz)	Level (dBuV/m)	Limit (dBuV/m)	Margin (dB)	Dist (m)	Condition	Azimuth (°)	Height (m)	Comments
5825MHz	Pass	PK	689.6M	25.64	46.00	-20.36	3	Vertical	360	1.00	-
5825MHz	Pass	PK	30M	23.30	40.00	-16.70	3	Horizontal	0	1.00	-
5825MHz	Pass	PK	167.74M	23.59	43.50	-19.91	3	Horizontal	0	1.00	-
5825MHz	Pass	PK	231.76M	24.37	46.00	-21.63	3	Horizontal	0	1.00	-
5825MHz	Pass	PK	305.48M	24.62	46.00	-21.38	3	Horizontal	0	1.00	-
5825MHz	Pass	PK	431.58M	22.93	46.00	-23.07	3	Horizontal	0	1.00	-
5825MHz	Pass	PK	652.74M	26.28	46.00	-19.72	3	Horizontal	0	1.00	-
802.11ac VHT40_Nss1,(MCS0)_2TX	-	-	-	-	-	-	-	-	-	-	-
5190MHz	Pass	PK	416.06M	40.07	46.00	-5.93	3	Vertical	360	1.00	-
5190MHz	Pass	PK	483.96M	37.59	46.00	-8.41	3	Vertical	360	1.00	-
5190MHz	Pass	PK	693.48M	38.88	46.00	-7.12	3	Vertical	360	1.00	-
5190MHz	Pass	PK	759.44M	39.18	46.00	-6.82	3	Vertical	360	1.00	-
5190MHz	Pass	PK	827.34M	42.20	46.00	-3.80	3	Vertical	360	1.00	-
5190MHz	Pass	PK	897.18M	37.06	46.00	-8.94	3	Vertical	360	1.00	-
5190MHz	Pass	PK	276.38M	41.40	46.00	-4.60	3	Horizontal	0	1.00	-
5190MHz	Pass	PK	416.06M	38.11	46.00	-7.89	3	Horizontal	0	1.00	-
5190MHz	Pass	PK	689.6M	39.40	46.00	-6.60	3	Horizontal	0	1.00	-
5190MHz	Pass	PK	759.44M	40.96	46.00	-5.04	3	Horizontal	0	1.00	-
5190MHz	Pass	PK	831.22M	42.07	46.00	-3.93	3	Horizontal	0	1.00	-
5190MHz	Pass	PK	901.06M	37.98	46.00	-8.02	3	Horizontal	0	1.00	-
5190MHz	Pass	PK	30M	27.65	40.00	-12.35	3	Vertical	360	1.00	-
5190MHz	Pass	PK	53.28M	31.05	40.00	-8.95	3	Vertical	360	1.00	-
5190MHz	Pass	PK	117.3M	28.41	43.50	-15.09	3	Vertical	360	1.00	-
5190MHz	Pass	PK	392.78M	20.70	46.00	-25.30	3	Vertical	360	1.00	-
5190MHz	Pass	PK	499.48M	25.78	46.00	-20.22	3	Vertical	360	1.00	-
5190MHz	Pass	PK	662.44M	25.99	46.00	-20.01	3	Vertical	360	1.00	-
5190MHz	Pass	PK	30M	22.90	40.00	-17.10	3	Horizontal	0	1.00	-
5190MHz	Pass	PK	161.92M	23.85	43.50	-19.65	3	Horizontal	0	1.00	-
5190MHz	Pass	PK	233.7M	24.20	46.00	-21.80	3	Horizontal	0	1.00	-
5190MHz	Pass	PK	288.02M	26.15	46.00	-19.85	3	Horizontal	0	1.00	-
5190MHz	Pass	PK	497.54M	26.46	46.00	-19.54	3	Horizontal	0	1.00	-
5190MHz	Pass	PK	615.88M	26.39	46.00	-19.61	3	Horizontal	0	1.00	-
5230MHz	Pass	PK	346.22M	33.87	46.00	-12.13	3	Vertical	360	1.00	-
5230MHz	Pass	PK	414.12M	39.83	46.00	-6.17	3	Vertical	360	1.00	-
5230MHz	Pass	PK	551.86M	36.37	46.00	-9.63	3	Vertical	360	1.00	-
5230MHz	Pass	PK	761.38M	39.61	46.00	-6.39	3	Vertical	360	1.00	-
5230MHz	Pass	PK	831.22M	42.30	46.00	-3.70	3	Vertical	360	1.00	-
5230MHz	Pass	PK	897.18M	36.46	46.00	-9.54	3	Vertical	360	1.00	-
5230MHz	Pass	PK	276.38M	42.10	46.00	-3.90	3	Horizontal	0	1.00	-
5230MHz	Pass	PK	416.06M	38.65	46.00	-7.35	3	Horizontal	0	1.00	-
5230MHz	Pass	PK	693.48M	40.29	46.00	-5.71	3	Horizontal	0	1.00	-
5230MHz	Pass	PK	761.38M	40.55	46.00	-5.45	3	Horizontal	0	1.00	-
5230MHz	Pass	PK	831.22M	41.56	46.00	-4.44	3	Horizontal	0	1.00	-
5230MHz	Pass	PK	901.06M	38.62	46.00	-7.38	3	Horizontal	0	1.00	-
5230MHz	Pass	PK	30M	27.93	40.00	-12.07	3	Vertical	0	1.00	-
5230MHz	Pass	PK	115.36M	28.20	43.50	-15.30	3	Vertical	0	1.00	-
5230MHz	Pass	PK	266.68M	19.25	46.00	-26.75	3	Vertical	0	1.00	-
5230MHz	Pass	PK	491.72M	25.37	46.00	-20.63	3	Vertical	0	1.00	-
5230MHz	Pass	PK	518.88M	26.62	46.00	-19.38	3	Vertical	0	1.00	-
5230MHz	Pass	PK	664.38M	25.80	46.00	-20.20	3	Vertical	0	1.00	-
5230MHz	Pass	PK	30M	23.37	40.00	-16.63	3	Horizontal	360	1.00	-
5230MHz	Pass	PK	159.98M	24.22	43.50	-19.28	3	Horizontal	360	1.00	-
5230MHz	Pass	PK	288.02M	24.83	46.00	-21.17	3	Horizontal	360	1.00	-
5230MHz	Pass	PK	400.54M	25.26	46.00	-20.74	3	Horizontal	360	1.00	-
5230MHz	Pass	PK	520.82M	26.49	46.00	-19.51	3	Horizontal	360	1.00	-
5230MHz	Pass	PK	650.8M	25.83	46.00	-20.17	3	Horizontal	360	1.00	-
5270MHz	Pass	PK	276.38M	39.66	46.00	-6.34	3	Vertical	0	1.00	-
5270MHz	Pass	PK	414.12M	39.84	46.00	-6.16	3	Vertical	0	1.00	-
5270MHz	Pass	PK	689.6M	37.97	46.00	-8.03	3	Vertical	0	1.00	-
5270MHz	Pass	PK	759.44M	39.22	46.00	-6.78	3	Vertical	0	1.00	-
5270MHz	Pass	PK	831.22M	42.21	46.00	-3.79	3	Vertical	0	1.00	-
5270MHz	Pass	PK	885.54M	42.70	46.00	-3.30	3	Vertical	0	1.00	-

Mode	Result	Type	Freq (Hz)	Level (dBuV/m)	Limit (dBuV/m)	Margin (dB)	Dist (m)	Condition	Azimuth (°)	Height (m)	Comments
5270MHz	Pass	PK	276.38M	42.28	46.00	-3.72	3	Horizontal	360	1.00	-
5270MHz	Pass	PK	346.22M	33.82	46.00	-12.18	3	Horizontal	360	1.00	-
5270MHz	Pass	PK	414.12M	39.01	46.00	-6.99	3	Horizontal	360	1.00	-
5270MHz	Pass	PK	759.44M	41.31	46.00	-4.69	3	Horizontal	360	1.00	-
5270MHz	Pass	PK	827.34M	42.72	46.00	-3.28	3	Horizontal	360	1.00	-
5270MHz	Pass	PK	885.54M	42.91	46.00	-3.09	3	Horizontal	360	1.00	-
5270MHz	Pass	PK	30M	28.23	40.00	-11.77	3	Vertical	0	1.00	-
5270MHz	Pass	PK	115.36M	27.66	43.50	-15.84	3	Vertical	0	1.00	-
5270MHz	Pass	PK	276.38M	19.10	46.00	-26.90	3	Vertical	0	1.00	-
5270MHz	Pass	PK	419.94M	21.36	46.00	-24.64	3	Vertical	0	1.00	-
5270MHz	Pass	PK	518.88M	25.69	46.00	-20.31	3	Vertical	0	1.00	-
5270MHz	Pass	PK	710.94M	26.70	46.00	-19.30	3	Vertical	0	1.00	-
5270MHz	Pass	PK	30M	23.55	40.00	-16.45	3	Horizontal	360	1.00	-
5270MHz	Pass	PK	163.86M	24.72	43.50	-18.78	3	Horizontal	360	1.00	-
5270MHz	Pass	PK	233.7M	24.82	46.00	-21.18	3	Horizontal	360	1.00	-
5270MHz	Pass	PK	301.6M	25.61	46.00	-20.39	3	Horizontal	360	1.00	-
5270MHz	Pass	PK	400.54M	24.98	46.00	-21.02	3	Horizontal	360	1.00	-
5270MHz	Pass	PK	515M	30.26	46.00	-15.74	3	Horizontal	360	1.00	-
5310MHz	Pass	PK	416.06M	40.13	46.00	-5.87	3	Vertical	360	1.00	-
5310MHz	Pass	PK	483.96M	36.70	46.00	-9.30	3	Vertical	360	1.00	-
5310MHz	Pass	PK	553.8M	36.11	46.00	-9.89	3	Vertical	360	1.00	-
5310MHz	Pass	PK	693.48M	38.80	46.00	-7.20	3	Vertical	360	1.00	-
5310MHz	Pass	PK	759.44M	38.59	46.00	-7.41	3	Vertical	360	1.00	-
5310MHz	Pass	PK	831.22M	42.98	46.00	-3.02	3	Vertical	360	1.00	-
5310MHz	Pass	PK	276.38M	42.60	46.00	-3.40	3	Horizontal	0	1.00	-
5310MHz	Pass	PK	346.22M	34.01	46.00	-11.99	3	Horizontal	0	1.00	-
5310MHz	Pass	PK	416.06M	38.40	46.00	-7.60	3	Horizontal	0	1.00	-
5310MHz	Pass	PK	693.48M	39.07	46.00	-6.93	3	Horizontal	0	1.00	-
5310MHz	Pass	PK	761.38M	41.15	46.00	-4.85	3	Horizontal	0	1.00	-
5310MHz	Pass	PK	831.22M	42.33	46.00	-3.67	3	Horizontal	0	1.00	-
5310MHz	Pass	PK	30M	26.30	40.00	-13.70	3	Vertical	360	1.00	-
5310MHz	Pass	PK	121.18M	27.75	43.50	-15.75	3	Vertical	360	1.00	-
5310MHz	Pass	PK	278.32M	19.02	46.00	-26.98	3	Vertical	360	1.00	-
5310MHz	Pass	PK	402.48M	21.21	46.00	-24.79	3	Vertical	360	1.00	-
5310MHz	Pass	PK	520.82M	24.19	46.00	-21.81	3	Vertical	360	1.00	-
5310MHz	Pass	PK	668.26M	25.76	46.00	-20.24	3	Vertical	360	1.00	-
5310MHz	Pass	PK	30M	23.32	40.00	-16.68	3	Horizontal	0	1.00	-
5310MHz	Pass	PK	158.04M	25.34	43.50	-18.16	3	Horizontal	0	1.00	-
5310MHz	Pass	PK	233.7M	24.68	46.00	-21.32	3	Horizontal	0	1.00	-
5310MHz	Pass	PK	301.6M	24.65	46.00	-21.35	3	Horizontal	0	1.00	-
5310MHz	Pass	PK	563.5M	25.19	46.00	-20.81	3	Horizontal	0	1.00	-
5310MHz	Pass	PK	740.04M	27.03	46.00	-18.97	3	Horizontal	0	1.00	-
5510MHz	Pass	PK	276.38M	37.55	46.00	-8.45	3	Vertical	0	1.00	-
5510MHz	Pass	PK	416.06M	38.65	46.00	-7.35	3	Vertical	0	1.00	-
5510MHz	Pass	PK	693.48M	38.47	46.00	-7.53	3	Vertical	0	1.00	-
5510MHz	Pass	PK	759.44M	39.42	46.00	-6.58	3	Vertical	0	1.00	-
5510MHz	Pass	PK	831.22M	41.46	46.00	-4.54	3	Vertical	0	1.00	-
5510MHz	Pass	PK	897.18M	36.67	46.00	-9.33	3	Vertical	0	1.00	-
5510MHz	Pass	PK	276.38M	41.63	46.00	-4.37	3	Horizontal	360	1.00	-
5510MHz	Pass	PK	416.06M	37.84	46.00	-8.16	3	Horizontal	360	1.00	-
5510MHz	Pass	PK	344.28M	32.53	46.00	-13.47	3	Horizontal	360	1.00	-
5510MHz	Pass	PK	693.48M	38.97	46.00	-7.03	3	Horizontal	360	1.00	-
5510MHz	Pass	PK	761.38M	40.48	46.00	-5.52	3	Horizontal	360	1.00	-
5510MHz	Pass	PK	827.34M	40.19	46.00	-5.81	3	Horizontal	360	1.00	-
5510MHz	Pass	PK	30M	27.36	40.00	-12.64	3	Vertical	0	1.00	-
5510MHz	Pass	PK	117.3M	27.69	43.50	-15.81	3	Vertical	0	1.00	-
5510MHz	Pass	PK	233.7M	19.51	46.00	-26.49	3	Vertical	0	1.00	-
5510MHz	Pass	PK	400.54M	20.81	46.00	-25.19	3	Vertical	0	1.00	-
5510MHz	Pass	PK	497.54M	26.39	46.00	-19.61	3	Vertical	0	1.00	-
5510MHz	Pass	PK	652.74M	26.04	46.00	-19.96	3	Vertical	0	1.00	-
5510MHz	Pass	PK	30M	23.83	40.00	-16.17	3	Horizontal	360	1.00	-
5510MHz	Pass	PK	154.16M	23.85	43.50	-19.65	3	Horizontal	360	1.00	-

Mode	Result	Type	Freq (Hz)	Level (dBuV/m)	Limit (dBuV/m)	Margin (dB)	Dist (m)	Condition	Azimuth (°)	Height (m)	Comments
5510MHz	Pass	PK	239.52M	24.30	46.00	-21.70	3	Horizontal	360	1.00	-
5510MHz	Pass	PK	301.6M	24.81	46.00	-21.19	3	Horizontal	360	1.00	-
5510MHz	Pass	PK	431.58M	24.70	46.00	-21.30	3	Horizontal	360	1.00	-
5510MHz	Pass	PK	592.6M	25.63	46.00	-20.37	3	Horizontal	360	1.00	-
5550MHz	Pass	PK	276.38M	36.39	46.00	-9.61	3	Vertical	360	1.00	-
5550MHz	Pass	PK	416.06M	38.21	46.00	-7.79	3	Vertical	360	1.00	-
5550MHz	Pass	PK	551.86M	35.58	46.00	-10.42	3	Vertical	360	1.00	-
5550MHz	Pass	PK	689.6M	38.73	46.00	-7.27	3	Vertical	360	1.00	-
5550MHz	Pass	PK	761.38M	39.51	46.00	-6.49	3	Vertical	360	1.00	-
5550MHz	Pass	PK	831.22M	41.86	46.00	-4.14	3	Vertical	360	1.00	-
5550MHz	Pass	PK	276.38M	42.88	46.00	-3.12	3	Horizontal	0	1.00	-
5550MHz	Pass	PK	346.22M	33.38	46.00	-12.62	3	Horizontal	0	1.00	-
5550MHz	Pass	PK	414.12M	39.22	46.00	-6.78	3	Horizontal	0	1.00	-
5550MHz	Pass	PK	761.38M	40.40	46.00	-5.60	3	Horizontal	0	1.00	-
5550MHz	Pass	PK	831.22M	41.81	46.00	-4.19	3	Horizontal	0	1.00	-
5550MHz	Pass	PK	895.24M	42.51	46.00	-3.49	3	Horizontal	0	1.00	-
5550MHz	Pass	PK	30M	27.59	40.00	-12.41	3	Vertical	360	1.00	-
5550MHz	Pass	PK	119.24M	28.04	43.50	-15.46	3	Vertical	360	1.00	-
5550MHz	Pass	PK	256.98M	17.78	46.00	-28.22	3	Vertical	360	1.00	-
5550MHz	Pass	PK	346.22M	19.84	46.00	-26.16	3	Vertical	360	1.00	-
5550MHz	Pass	PK	520.82M	24.93	46.00	-21.07	3	Vertical	360	1.00	-
5550MHz	Pass	PK	631.4M	25.66	46.00	-20.34	3	Vertical	360	1.00	-
5550MHz	Pass	PK	30M	22.40	40.00	-17.60	3	Horizontal	0	1.00	-
5550MHz	Pass	PK	161.92M	24.20	43.50	-19.30	3	Horizontal	0	1.00	-
5550MHz	Pass	PK	233.7M	23.71	46.00	-22.29	3	Horizontal	0	1.00	-
5550MHz	Pass	PK	317.12M	25.74	46.00	-20.26	3	Horizontal	0	1.00	-
5550MHz	Pass	PK	491.72M	25.75	46.00	-20.25	3	Horizontal	0	1.00	-
5550MHz	Pass	PK	621.7M	26.10	46.00	-19.90	3	Horizontal	0	1.00	-
5670MHz	Pass	PK	276.38M	37.32	46.00	-8.68	3	Vertical	360	1.00	-
5670MHz	Pass	PK	416.06M	39.71	46.00	-6.29	3	Vertical	360	1.00	-
5670MHz	Pass	PK	483.96M	37.49	46.00	-8.51	3	Vertical	360	1.00	-
5670MHz	Pass	PK	689.6M	39.02	46.00	-6.98	3	Vertical	360	1.00	-
5670MHz	Pass	PK	761.38M	38.98	46.00	-7.02	3	Vertical	360	1.00	-
5670MHz	Pass	PK	831.22M	42.72	46.00	-3.28	3	Vertical	360	1.00	-
5670MHz	Pass	PK	276.38M	38.00	46.00	-8.00	3	Horizontal	0	1.00	-
5670MHz	Pass	PK	416.06M	39.24	46.00	-6.76	3	Horizontal	0	1.00	-
5670MHz	Pass	PK	689.6M	37.09	46.00	-8.91	3	Horizontal	0	1.00	-
5670MHz	Pass	PK	761.38M	42.09	46.00	-3.91	3	Horizontal	0	1.00	-
5670MHz	Pass	PK	831.22M	42.22	46.00	-3.78	3	Horizontal	0	1.00	-
5670MHz	Pass	PK	897.18M	39.05	46.00	-6.95	3	Horizontal	0	1.00	-
5670MHz	Pass	PK	30M	26.38	40.00	-13.62	3	Vertical	0	1.00	-
5670MHz	Pass	PK	115.36M	27.80	43.50	-15.70	3	Vertical	0	1.00	-
5670MHz	Pass	PK	307.42M	19.91	46.00	-26.09	3	Vertical	0	1.00	-
5670MHz	Pass	PK	400.54M	21.48	46.00	-24.52	3	Vertical	0	1.00	-
5670MHz	Pass	PK	499.48M	23.63	46.00	-22.37	3	Vertical	0	1.00	-
5670MHz	Pass	PK	679.9M	26.63	46.00	-19.37	3	Vertical	0	1.00	-
5670MHz	Pass	PK	82.38M	24.03	40.00	-15.97	3	Horizontal	360	1.00	-
5670MHz	Pass	PK	156.1M	24.83	43.50	-18.67	3	Horizontal	360	1.00	-
5670MHz	Pass	PK	229.82M	24.11	46.00	-21.89	3	Horizontal	360	1.00	-
5670MHz	Pass	PK	321M	24.97	46.00	-21.03	3	Horizontal	360	1.00	-
5670MHz	Pass	PK	400.54M	25.98	46.00	-20.02	3	Horizontal	360	1.00	-
5670MHz	Pass	PK	610.06M	25.60	46.00	-20.40	3	Horizontal	360	1.00	-
5710MHz Straddle 5.47-5.725GHz	Pass	PK	416.06M	39.46	46.00	-6.54	3	Vertical	0	1.00	-
5710MHz Straddle 5.47-5.725GHz	Pass	PK	482.02M	40.93	46.00	-5.07	3	Vertical	0	1.00	-
5710MHz Straddle 5.47-5.725GHz	Pass	PK	553.8M	37.54	46.00	-8.46	3	Vertical	0	1.00	-
5710MHz Straddle 5.47-5.725GHz	Pass	PK	759.44M	41.15	46.00	-4.85	3	Vertical	0	1.00	-
5710MHz Straddle 5.47-5.725GHz	Pass	PK	827.34M	40.85	46.00	-5.15	3	Vertical	0	1.00	-
5710MHz Straddle 5.47-5.725GHz	Pass	PK	897.18M	38.55	46.00	-7.45	3	Vertical	0	1.00	-
5710MHz Straddle 5.47-5.725GHz	Pass	PK	276.38M	39.49	46.00	-6.51	3	Horizontal	360	1.00	-
5710MHz Straddle 5.47-5.725GHz	Pass	PK	311.3M	34.25	46.00	-11.75	3	Horizontal	360	1.00	-
5710MHz Straddle 5.47-5.725GHz	Pass	PK	416.06M	37.58	46.00	-8.42	3	Horizontal	360	1.00	-
5710MHz Straddle 5.47-5.725GHz	Pass	PK	759.44M	42.55	46.00	-3.45	3	Horizontal	360	1.00	-

Mode	Result	Type	Freq (Hz)	Level (dBuV/m)	Limit (dBuV/m)	Margin (dB)	Dist (m)	Condition	Azimuth (°)	Height (m)	Comments
5710MHz Straddle 5.47-5.725GHz	Pass	PK	831.22M	41.31	46.00	-4.69	3	Horizontal	360	1.00	-
5710MHz Straddle 5.47-5.725GHz	Pass	PK	901.06M	39.48	46.00	-6.52	3	Horizontal	360	1.00	-
5710MHz Straddle 5.47-5.725GHz	Pass	PK	117.3M	27.93	43.50	-15.57	3	Vertical	360	1.00	-
5710MHz Straddle 5.47-5.725GHz	Pass	PK	30M	28.68	40.00	-11.32	3	Vertical	360	1.00	-
5710MHz Straddle 5.47-5.725GHz	Pass	PK	280.26M	19.02	46.00	-26.98	3	Vertical	360	1.00	-
5710MHz Straddle 5.47-5.725GHz	Pass	PK	400.54M	21.17	46.00	-24.83	3	Vertical	360	1.00	-
5710MHz Straddle 5.47-5.725GHz	Pass	PK	549.92M	23.29	46.00	-22.71	3	Vertical	360	1.00	-
5710MHz Straddle 5.47-5.725GHz	Pass	PK	676.02M	25.67	46.00	-20.33	3	Vertical	360	1.00	-
5710MHz Straddle 5.47-5.725GHz	Pass	PK	30M	22.43	40.00	-17.57	3	Horizontal	0	1.00	-
5710MHz Straddle 5.47-5.725GHz	Pass	PK	159.98M	24.75	43.50	-18.75	3	Horizontal	0	1.00	-
5710MHz Straddle 5.47-5.725GHz	Pass	PK	288.02M	24.90	46.00	-21.10	3	Horizontal	0	1.00	-
5710MHz Straddle 5.47-5.725GHz	Pass	PK	231.76M	23.67	46.00	-22.33	3	Horizontal	0	1.00	-
5710MHz Straddle 5.47-5.725GHz	Pass	PK	431.58M	24.31	46.00	-21.69	3	Horizontal	0	1.00	-
5710MHz Straddle 5.47-5.725GHz	Pass	PK	499.48M	24.69	46.00	-21.31	3	Horizontal	0	1.00	-
5755MHz	Pass	PK	483.96M	41.57	46.00	-4.43	3	Vertical	0	1.00	-
5755MHz	Pass	PK	416.06M	39.69	46.00	-6.31	3	Vertical	0	1.00	-
5755MHz	Pass	PK	551.86M	37.55	46.00	-8.45	3	Vertical	0	1.00	-
5755MHz	Pass	PK	759.44M	40.49	46.00	-5.51	3	Vertical	0	1.00	-
5755MHz	Pass	PK	827.34M	41.24	46.00	-4.76	3	Vertical	0	1.00	-
5755MHz	Pass	PK	901.06M	38.18	46.00	-7.82	3	Vertical	0	1.00	-
5755MHz	Pass	PK	276.38M	39.90	46.00	-6.10	3	Horizontal	360	1.00	-
5755MHz	Pass	PK	311.3M	35.42	46.00	-10.58	3	Horizontal	360	1.00	-
5755MHz	Pass	PK	416.06M	36.76	46.00	-9.24	3	Horizontal	360	1.00	-
5755MHz	Pass	PK	759.44M	42.16	46.00	-3.84	3	Horizontal	360	1.00	-
5755MHz	Pass	PK	831.22M	42.55	46.00	-3.45	3	Horizontal	360	1.00	-
5755MHz	Pass	PK	897.18M	40.70	46.00	-5.30	3	Horizontal	360	1.00	-
5755MHz	Pass	PK	30M	28.07	40.00	-11.93	3	Vertical	360	1.00	-
5755MHz	Pass	PK	115.36M	27.74	43.50	-15.76	3	Vertical	360	1.00	-
5755MHz	Pass	PK	276.38M	18.73	46.00	-27.27	3	Vertical	360	1.00	-
5755MHz	Pass	PK	456.8M	21.92	46.00	-24.08	3	Vertical	360	1.00	-
5755MHz	Pass	PK	575.14M	25.03	46.00	-20.97	3	Vertical	360	1.00	-
5755MHz	Pass	PK	676.02M	25.90	46.00	-20.10	3	Vertical	360	1.00	-
5755MHz	Pass	PK	30M	23.78	40.00	-16.22	3	Horizontal	0	1.00	-
5755MHz	Pass	PK	152.22M	24.26	43.50	-19.24	3	Horizontal	0	1.00	-
5755MHz	Pass	PK	235.64M	25.16	46.00	-20.84	3	Horizontal	0	1.00	-
5755MHz	Pass	PK	305.48M	25.05	46.00	-20.95	3	Horizontal	0	1.00	-
5755MHz	Pass	PK	491.72M	27.70	46.00	-18.30	3	Horizontal	0	1.00	-
5755MHz	Pass	PK	641.1M	25.73	46.00	-20.27	3	Horizontal	0	1.00	-
5795MHz	Pass	PK	276.38M	35.31	46.00	-10.69	3	Vertical	360	1.00	-
5795MHz	Pass	PK	344.28M	34.87	46.00	-11.13	3	Vertical	360	1.00	-
5795MHz	Pass	PK	483.96M	40.64	46.00	-5.36	3	Vertical	360	1.00	-
5795MHz	Pass	PK	759.44M	40.74	46.00	-5.26	3	Vertical	360	1.00	-
5795MHz	Pass	PK	831.22M	42.34	46.00	-3.66	3	Vertical	360	1.00	-
5795MHz	Pass	PK	897.18M	38.00	46.00	-8.00	3	Vertical	360	1.00	-
5795MHz	Pass	PK	276.38M	40.36	46.00	-5.64	3	Horizontal	0	1.00	-
5795MHz	Pass	PK	414.12M	37.62	46.00	-8.38	3	Horizontal	0	1.00	-
5795MHz	Pass	PK	693.48M	37.45	46.00	-8.55	3	Horizontal	0	1.00	-
5795MHz	Pass	PK	761.38M	41.93	46.00	-4.07	3	Horizontal	0	1.00	-
5795MHz	Pass	PK	827.34M	42.52	46.00	-3.48	3	Horizontal	0	1.00	-
5795MHz	Pass	PK	885.54M	42.53	46.00	-3.47	3	Horizontal	0	1.00	-
5795MHz	Pass	PK	30M	28.82	40.00	-11.18	3	Vertical	0	1.00	-
5795MHz	Pass	PK	113.42M	27.56	43.50	-15.94	3	Vertical	0	1.00	-
5795MHz	Pass	PK	280.26M	19.49	46.00	-26.51	3	Vertical	0	1.00	-
5795MHz	Pass	PK	421.88M	20.65	46.00	-25.35	3	Vertical	0	1.00	-
5795MHz	Pass	PK	515M	23.13	46.00	-22.87	3	Vertical	0	1.00	-
5795MHz	Pass	PK	705.12M	25.60	46.00	-20.40	3	Vertical	0	1.00	-
5795MHz	Pass	PK	30M	23.72	40.00	-16.28	3	Horizontal	360	1.00	-
5795MHz	Pass	PK	156.1M	24.64	43.50	-18.86	3	Horizontal	360	1.00	-
5795MHz	Pass	PK	231.76M	24.44	46.00	-21.56	3	Horizontal	360	1.00	-
5795MHz	Pass	PK	305.48M	24.52	46.00	-21.48	3	Horizontal	360	1.00	-
5795MHz	Pass	PK	516.94M	24.09	46.00	-21.91	3	Horizontal	360	1.00	-
5795MHz	Pass	PK	693.48M	26.38	46.00	-19.62	3	Horizontal	360	1.00	-

Mode	Result	Type	Freq (Hz)	Level (dBuV/m)	Limit (dBuV/m)	Margin (dB)	Dist (m)	Condition	Azimuth (°)	Height (m)	Comments
802.11ac VHT80_Nss1,(MCS0)_2TX	-	-	-	-	-	-	-	-	-	-	-
5210MHz	Pass	PK	416.06M	39.19	46.00	-6.81	3	Vertical	360	1.00	-
5210MHz	Pass	PK	482.02M	39.23	46.00	-6.77	3	Vertical	360	1.00	-
5210MHz	Pass	PK	551.86M	37.17	46.00	-8.83	3	Vertical	360	1.00	-
5210MHz	Pass	PK	759.44M	40.32	46.00	-5.68	3	Vertical	360	1.00	-
5210MHz	Pass	PK	827.34M	41.44	46.00	-4.56	3	Vertical	360	1.00	-
5210MHz	Pass	PK	885.54M	42.47	46.00	-3.53	3	Vertical	360	1.00	-
5210MHz	Pass	PK	276.38M	40.68	46.00	-5.32	3	Horizontal	0	1.00	-
5210MHz	Pass	PK	311.3M	35.92	46.00	-10.08	3	Horizontal	0	1.00	-
5210MHz	Pass	PK	414.12M	37.27	46.00	-8.73	3	Horizontal	0	1.00	-
5210MHz	Pass	PK	761.38M	42.78	46.00	-3.22	3	Horizontal	0	1.00	-
5210MHz	Pass	PK	831.22M	41.60	46.00	-4.40	3	Horizontal	0	1.00	-
5210MHz	Pass	PK	901.06M	39.54	46.00	-6.46	3	Horizontal	0	1.00	-
5210MHz	Pass	PK	115.36M	27.78	43.50	-15.72	3	Vertical	360	1.00	-
5210MHz	Pass	PK	30M	27.77	40.00	-12.23	3	Vertical	360	1.00	-
5210MHz	Pass	PK	301.6M	20.23	46.00	-25.77	3	Vertical	360	1.00	-
5210MHz	Pass	PK	400.54M	22.49	46.00	-23.51	3	Vertical	360	1.00	-
5210MHz	Pass	PK	559.62M	24.99	46.00	-21.01	3	Vertical	360	1.00	-
5210MHz	Pass	PK	728.4M	26.91	46.00	-19.09	3	Vertical	360	1.00	-
5210MHz	Pass	PK	30M	23.95	40.00	-16.05	3	Horizontal	0	1.00	-
5210MHz	Pass	PK	159.98M	24.59	43.50	-18.91	3	Horizontal	0	1.00	-
5210MHz	Pass	PK	235.64M	24.15	46.00	-21.85	3	Horizontal	0	1.00	-
5210MHz	Pass	PK	288.02M	25.01	46.00	-20.99	3	Horizontal	0	1.00	-
5210MHz	Pass	PK	499.48M	27.29	46.00	-18.71	3	Horizontal	0	1.00	-
5210MHz	Pass	PK	668.26M	25.50	46.00	-20.50	3	Horizontal	0	1.00	-
5290MHz	Pass	PK	276.38M	40.98	46.00	-5.02	3	Vertical	360	1.00	-
5290MHz	Pass	PK	311.3M	35.73	46.00	-10.27	3	Vertical	360	1.00	-
5290MHz	Pass	PK	416.06M	36.99	46.00	-9.01	3	Vertical	360	1.00	-
5290MHz	Pass	PK	761.38M	42.11	46.00	-3.89	3	Vertical	360	1.00	-
5290MHz	Pass	PK	831.22M	42.51	46.00	-3.49	3	Vertical	360	1.00	-
5290MHz	Pass	PK	901.06M	40.48	46.00	-5.52	3	Vertical	360	1.00	-
5290MHz	Pass	PK	276.38M	40.73	46.00	-5.27	3	Horizontal	0	1.00	-
5290MHz	Pass	PK	416.06M	37.74	46.00	-8.26	3	Horizontal	0	1.00	-
5290MHz	Pass	PK	693.48M	37.74	46.00	-8.26	3	Horizontal	0	1.00	-
5290MHz	Pass	PK	759.44M	42.42	46.00	-3.58	3	Horizontal	0	1.00	-
5290MHz	Pass	PK	831.22M	42.01	46.00	-3.99	3	Horizontal	0	1.00	-
5290MHz	Pass	PK	895.24M	41.30	46.00	-4.70	3	Horizontal	0	1.00	-
5290MHz	Pass	PK	30M	27.47	40.00	-12.53	3	Vertical	360	1.00	-
5290MHz	Pass	PK	117.3M	27.69	43.50	-15.81	3	Vertical	360	1.00	-
5290MHz	Pass	PK	278.32M	19.11	46.00	-26.89	3	Vertical	360	1.00	-
5290MHz	Pass	PK	421.88M	21.12	46.00	-24.88	3	Vertical	360	1.00	-
5290MHz	Pass	PK	493.66M	24.91	46.00	-21.09	3	Vertical	360	1.00	-
5290MHz	Pass	PK	633.34M	25.62	46.00	-20.38	3	Vertical	360	1.00	-
5290MHz	Pass	PK	30M	23.35	40.00	-16.65	3	Horizontal	0	1.00	-
5290MHz	Pass	PK	158.04M	23.89	43.50	-19.61	3	Horizontal	0	1.00	-
5290MHz	Pass	PK	237.58M	24.89	46.00	-21.11	3	Horizontal	0	1.00	-
5290MHz	Pass	PK	303.54M	24.08	46.00	-21.92	3	Horizontal	0	1.00	-
5290MHz	Pass	PK	491.72M	25.38	46.00	-20.62	3	Horizontal	0	1.00	-
5290MHz	Pass	PK	654.68M	26.03	46.00	-19.97	3	Horizontal	0	1.00	-
5530MHz	Pass	PK	414.12M	38.43	46.00	-7.57	3	Vertical	360	1.00	-
5530MHz	Pass	PK	482.02M	40.01	46.00	-5.99	3	Vertical	360	1.00	-
5530MHz	Pass	PK	551.86M	37.32	46.00	-8.68	3	Vertical	360	1.00	-
5530MHz	Pass	PK	693.48M	36.34	46.00	-9.66	3	Vertical	360	1.00	-
5530MHz	Pass	PK	761.38M	39.69	46.00	-6.31	3	Vertical	360	1.00	-
5530MHz	Pass	PK	827.34M	40.81	46.00	-5.19	3	Vertical	360	1.00	-
5530MHz	Pass	PK	276.38M	39.06	46.00	-6.94	3	Horizontal	0	1.00	-
5530MHz	Pass	PK	346.22M	34.49	46.00	-11.51	3	Horizontal	0	1.00	-
5530MHz	Pass	PK	414.12M	37.69	46.00	-8.31	3	Horizontal	0	1.00	-
5530MHz	Pass	PK	689.6M	39.65	46.00	-6.35	3	Horizontal	0	1.00	-
5530MHz	Pass	PK	761.38M	42.70	46.00	-3.30	3	Horizontal	0	1.00	-
5530MHz	Pass	PK	827.34M	42.07	46.00	-3.93	3	Horizontal	0	1.00	-
5530MHz	Pass	PK	30M	27.57	40.00	-12.43	3	Vertical	0	1.00	-

Mode	Result	Type	Freq (Hz)	Level (dBuV/m)	Limit (dBuV/m)	Margin (dB)	Dist (m)	Condition	Azimuth (°)	Height (m)	Comments
5530MHz	Pass	PK	115.36M	27.95	43.50	-15.55	3	Vertical	0	1.00	-
5530MHz	Pass	PK	311.3M	19.46	46.00	-26.54	3	Vertical	0	1.00	-
5530MHz	Pass	PK	400.54M	22.59	46.00	-23.41	3	Vertical	0	1.00	-
5530MHz	Pass	PK	491.72M	28.17	46.00	-17.83	3	Vertical	0	1.00	-
5530MHz	Pass	PK	697.36M	26.42	46.00	-19.58	3	Vertical	0	1.00	-
5530MHz	Pass	PK	30M	24.08	40.00	-15.92	3	Horizontal	360	1.00	-
5530MHz	Pass	PK	156.1M	24.51	43.50	-18.99	3	Horizontal	360	1.00	-
5530MHz	Pass	PK	233.7M	24.21	46.00	-21.79	3	Horizontal	360	1.00	-
5530MHz	Pass	PK	301.6M	24.17	46.00	-21.83	3	Horizontal	360	1.00	-
5530MHz	Pass	PK	491.72M	29.53	46.00	-16.47	3	Horizontal	360	1.00	-
5530MHz	Pass	PK	648.86M	26.66	46.00	-19.34	3	Horizontal	360	1.00	-
5690MHz Straddle 5.47-5.725GHz	Pass	PK	344.28M	34.93	46.00	-11.07	3	Vertical	0	1.00	-
5690MHz Straddle 5.47-5.725GHz	Pass	PK	416.06M	38.60	46.00	-7.40	3	Vertical	0	1.00	-
5690MHz Straddle 5.47-5.725GHz	Pass	PK	482.02M	40.84	46.00	-5.16	3	Vertical	0	1.00	-
5690MHz Straddle 5.47-5.725GHz	Pass	PK	551.86M	38.18	46.00	-7.82	3	Vertical	0	1.00	-
5690MHz Straddle 5.47-5.725GHz	Pass	PK	759.44M	40.34	46.00	-5.66	3	Vertical	0	1.00	-
5690MHz Straddle 5.47-5.725GHz	Pass	PK	831.22M	40.68	46.00	-5.32	3	Vertical	0	1.00	-
5690MHz Straddle 5.47-5.725GHz	Pass	PK	276.38M	40.98	46.00	-5.02	3	Horizontal	360	1.00	-
5690MHz Straddle 5.47-5.725GHz	Pass	PK	311.3M	35.73	46.00	-10.27	3	Horizontal	360	1.00	-
5690MHz Straddle 5.47-5.725GHz	Pass	PK	416.06M	36.99	46.00	-9.01	3	Horizontal	360	1.00	-
5690MHz Straddle 5.47-5.725GHz	Pass	PK	689.6M	39.23	46.00	-6.77	3	Horizontal	360	1.00	-
5690MHz Straddle 5.47-5.725GHz	Pass	PK	761.38M	42.11	46.00	-3.89	3	Horizontal	360	1.00	-
5690MHz Straddle 5.47-5.725GHz	Pass	PK	831.22M	41.37	46.00	-4.63	3	Horizontal	360	1.00	-
5690MHz Straddle 5.47-5.725GHz	Pass	PK	30M	28.55	40.00	-11.45	3	Vertical	360	1.00	-
5690MHz Straddle 5.47-5.725GHz	Pass	PK	113.42M	27.44	43.50	-16.06	3	Vertical	360	1.00	-
5690MHz Straddle 5.47-5.725GHz	Pass	PK	299.66M	19.11	46.00	-26.89	3	Vertical	360	1.00	-
5690MHz Straddle 5.47-5.725GHz	Pass	PK	396.66M	19.69	46.00	-26.31	3	Vertical	360	1.00	-
5690MHz Straddle 5.47-5.725GHz	Pass	PK	499.48M	25.76	46.00	-20.24	3	Vertical	360	1.00	-
5690MHz Straddle 5.47-5.725GHz	Pass	PK	724.52M	26.62	46.00	-19.38	3	Vertical	360	1.00	-
5690MHz Straddle 5.47-5.725GHz	Pass	PK	30M	24.06	40.00	-15.94	3	Horizontal	0	1.00	-
5690MHz Straddle 5.47-5.725GHz	Pass	PK	165.8M	24.44	43.50	-19.06	3	Horizontal	0	1.00	-
5690MHz Straddle 5.47-5.725GHz	Pass	PK	231.76M	24.23	46.00	-21.77	3	Horizontal	0	1.00	-
5690MHz Straddle 5.47-5.725GHz	Pass	PK	309.36M	25.28	46.00	-20.72	3	Horizontal	0	1.00	-
5690MHz Straddle 5.47-5.725GHz	Pass	PK	499.48M	24.91	46.00	-21.09	3	Horizontal	0	1.00	-
5690MHz Straddle 5.47-5.725GHz	Pass	PK	633.34M	25.43	46.00	-20.57	3	Horizontal	0	1.00	-
5775MHz	Pass	PK	346.22M	35.13	46.00	-10.87	3	Vertical	360	1.00	-
5775MHz	Pass	PK	416.06M	38.86	46.00	-7.14	3	Vertical	360	1.00	-
5775MHz	Pass	PK	483.96M	40.39	46.00	-5.61	3	Vertical	360	1.00	-
5775MHz	Pass	PK	553.8M	37.83	46.00	-8.17	3	Vertical	360	1.00	-
5775MHz	Pass	PK	689.6M	37.05	46.00	-8.95	3	Vertical	360	1.00	-
5775MHz	Pass	PK	827.34M	41.51	46.00	-4.49	3	Vertical	360	1.00	-
5775MHz	Pass	PK	276.38M	39.01	46.00	-6.99	3	Horizontal	0	1.00	-
5775MHz	Pass	PK	416.06M	38.56	46.00	-7.44	3	Horizontal	0	1.00	-
5775MHz	Pass	PK	693.48M	38.30	46.00	-7.70	3	Horizontal	0	1.00	-
5775MHz	Pass	PK	759.44M	42.97	46.00	-3.03	3	Horizontal	0	1.00	-
5775MHz	Pass	PK	827.34M	42.25	46.00	-3.75	3	Horizontal	0	1.00	-
5775MHz	Pass	PK	897.18M	39.36	46.00	-6.64	3	Horizontal	0	1.00	-
5775MHz	Pass	PK	30M	27.90	40.00	-12.10	3	Vertical	360	1.00	-
5775MHz	Pass	PK	119.24M	28.05	43.50	-15.45	3	Vertical	360	1.00	-
5775MHz	Pass	PK	301.6M	19.10	46.00	-26.90	3	Vertical	360	1.00	-
5775MHz	Pass	PK	400.54M	21.57	46.00	-24.43	3	Vertical	360	1.00	-
5775MHz	Pass	PK	557.68M	24.39	46.00	-21.61	3	Vertical	360	1.00	-
5775MHz	Pass	PK	627.52M	25.61	46.00	-20.39	3	Vertical	360	1.00	-
5775MHz	Pass	PK	30M	23.54	40.00	-16.46	3	Horizontal	0	1.00	-
5775MHz	Pass	PK	161.92M	24.15	43.50	-19.35	3	Horizontal	0	1.00	-
5775MHz	Pass	PK	231.76M	24.66	46.00	-21.34	3	Horizontal	0	1.00	-
5775MHz	Pass	PK	307.42M	24.19	46.00	-21.81	3	Horizontal	0	1.00	-
5775MHz	Pass	PK	400.54M	23.85	46.00	-22.15	3	Horizontal	0	1.00	-
5775MHz	Pass	PK	557.68M	25.32	46.00	-20.68	3	Horizontal	0	1.00	-

802.11a_Nss1,(6Mbps)_2TX

5180MHz_USB

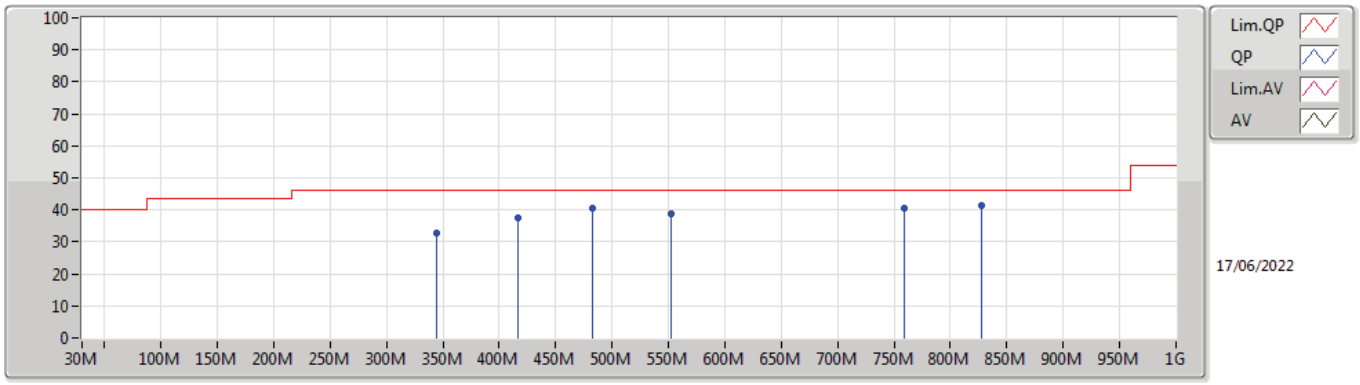

Type	Freq	Level	Limit	Margin	Factor	Dist	Condition	Azimuth	Height	Comment	Raw	AF	CL	PA
	(Hz)	(dBuV/m)	(dBuV/m)	(dB)	(dB)	(m)		(°)	(m)		(dBuV)	(dB)	(dB)	(dB)
PK	344.28M	32.77	46.00	-13.23	-15.25	3	Vertical	360	1.00	-	48.02	19.41	1.86	36.52
PK	416.06M	37.40	46.00	-8.60	-12.85	3	Vertical	360	1.00	-	50.25	21.64	2.06	36.55
PK	482.02M	40.69	46.00	-5.31	-11.72	3	Vertical	360	1.00	-	52.41	22.86	2.28	36.86
PK	551.86M	38.90	46.00	-7.10	-9.91	3	Vertical	360	1.00	-	48.81	24.69	2.53	37.13
PK	759.44M	40.31	46.00	-5.69	-7.08	3	Vertical	360	1.00	-	47.39	27.28	3.08	37.44
PK	827.34M	41.49	46.00	-4.51	-6.61	3	Vertical	360	1.00	-	48.10	27.78	3.16	37.55

802.11a_Nss1,(6Mbps)_2TX

5180MHz_USB

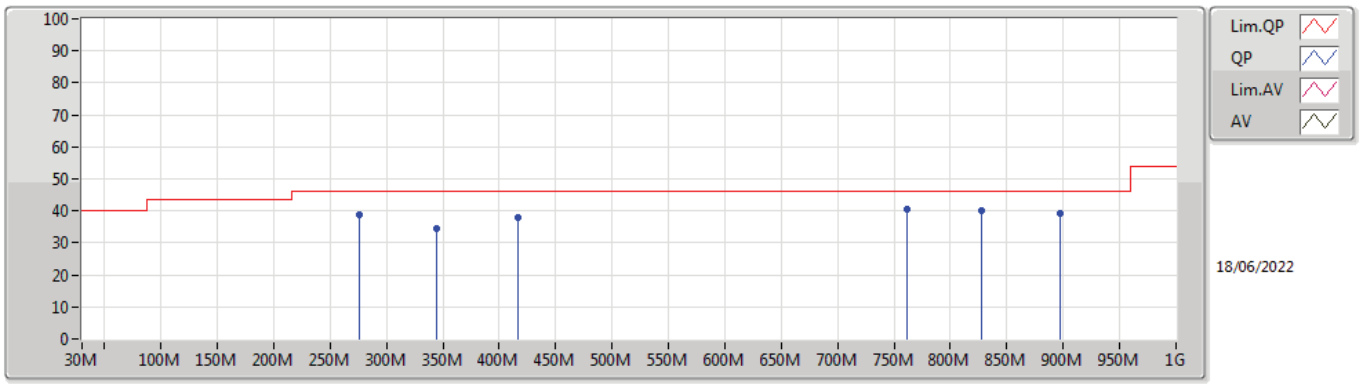

Type	Freq	Level	Limit	Margin	Factor	Dist	Condition	Azimuth	Height	Comment	Raw	AF	CL	PA
	(Hz)	(dBuV/m)	(dBuV/m)	(dB)	(dB)	(m)		(°)	(m)		(dBuV)	(dB)	(dB)	(dB)
PK	276.38M	38.68	46.00	-7.32	-16.88	3	Horizontal	0	1.00	-	55.56	17.94	1.62	36.44
PK	344.28M	34.57	46.00	-11.43	-15.25	3	Horizontal	0	1.00	-	49.82	19.41	1.86	36.52
PK	416.06M	37.75	46.00	-8.25	-12.85	3	Horizontal	0	1.00	-	50.60	21.64	2.06	36.55
PK	761.38M	40.48	46.00	-5.52	-7.09	3	Horizontal	0	1.00	-	47.57	27.27	3.08	37.44
PK	827.34M	40.13	46.00	-5.87	-6.61	3	Horizontal	0	1.00	-	46.74	27.78	3.16	37.55
PK	897.18M	39.11	46.00	-6.89	-6.08	3	Horizontal	0	1.00	-	45.19	28.22	3.30	37.60

802.11a_Nss1,(6Mbps)_2TX

5180MHz_Adapter

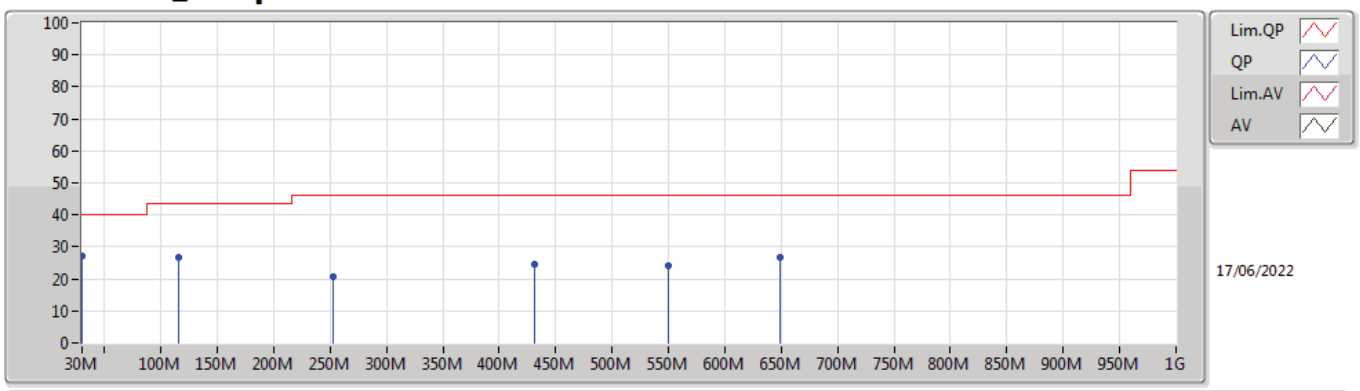

Type	Freq	Level	Limit	Margin	Factor	Dist	Condition	Azimuth	Height	Comment	Raw	AF	CL	PA
	(Hz)	(dBuV/m)	(dBuV/m)	(dB)	(dB)	(m)		(°)	(m)		(dBuV)	(dB)	(dB)	(dB)
PK	30M	27.01	40.00	-12.99	-12.99	3	Vertical	360	1.00	-	40.00	23.73	0.48	37.20
PK	115.36M	26.51	43.50	-16.99	-19.05	3	Vertical	360	1.00	-	45.56	16.49	1.08	36.62
PK	253.1M	20.66	46.00	-25.34	-16.64	3	Vertical	360	1.00	-	37.30	18.30	1.54	36.48
PK	431.58M	24.36	46.00	-21.64	-12.40	3	Vertical	360	1.00	-	36.76	22.08	2.12	36.60
PK	549.92M	24.29	46.00	-21.71	-10.18	3	Vertical	360	1.00	-	34.47	24.42	2.53	37.13
PK	648.86M	26.68	46.00	-19.32	-8.63	3	Vertical	360	1.00	-	35.31	25.67	2.87	37.17

802.11a_Nss1,(6Mbps)_2TX

5180MHz_Adapter

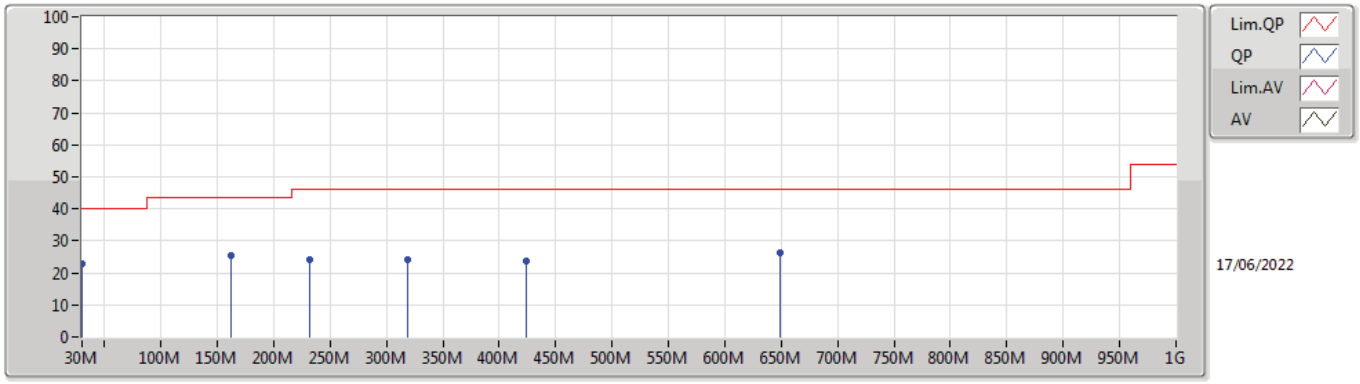

Type	Freq	Level	Limit	Margin	Factor	Dist	Condition	Azimuth	Height	Comment	Raw	AF	CL	PA
	(Hz)	(dBuV/m)	(dBuV/m)	(dB)	(dB)	(m)		(°)	(m)		(dBuV)	(dB)	(dB)	(dB)
PK	30M	22.82	40.00	-17.18	-12.99	3	Horizontal	0	1.00	-	35.81	23.73	0.48	37.20
PK	161.92M	25.37	43.50	-18.13	-19.55	3	Horizontal	0	1.00	-	44.92	15.51	1.36	36.42
PK	231.76M	24.15	46.00	-21.85	-19.40	3	Horizontal	0	1.00	-	43.55	15.52	1.48	36.40
PK	319.06M	24.19	46.00	-21.81	-16.10	3	Horizontal	0	1.00	-	40.29	18.59	1.77	36.46
PK	423.82M	23.75	46.00	-22.25	-12.52	3	Horizontal	0	1.00	-	36.27	21.97	2.09	36.58
PK	648.86M	26.34	46.00	-19.66	-8.63	3	Horizontal	0	1.00	-	34.97	25.67	2.87	37.17

802.11a_Nss1,(6Mbps)_2TX

5200MHz_USB

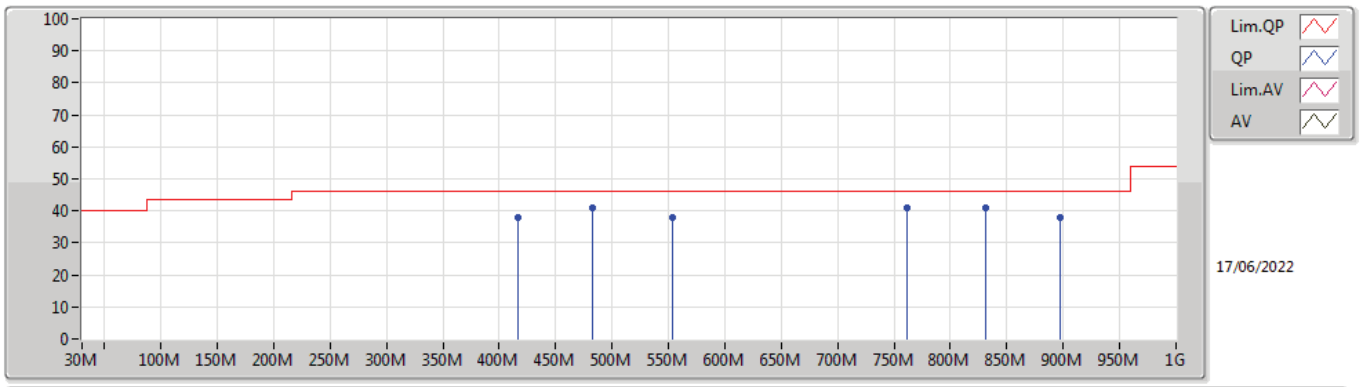

Type	Freq	Level	Limit	Margin	Factor	Dist	Condition	Azimuth	Height	Comment	Raw	AF	CL	PA
	(Hz)	(dBuV/m)	(dBuV/m)	(dB)	(dB)	(m)		(°)	(m)		(dBuV)	(dB)	(dB)	(dB)
PK	416.06M	37.83	46.00	-8.17	-12.85	3	Vertical	360	1.00	-	50.68	21.64	2.06	36.55
PK	482.02M	41.04	46.00	-4.96	-11.72	3	Vertical	360	1.00	-	52.76	22.86	2.28	36.86
PK	553.8M	37.78	46.00	-8.22	-9.63	3	Vertical	360	1.00	-	47.41	24.96	2.54	37.13
PK	761.38M	40.96	46.00	-5.04	-7.09	3	Vertical	360	1.00	-	48.05	27.27	3.08	37.44
PK	831.22M	40.79	46.00	-5.21	-6.40	3	Vertical	360	1.00	-	47.19	27.99	3.17	37.56
PK	897.18M	38.09	46.00	-7.91	-6.08	3	Vertical	360	1.00	-	44.17	28.22	3.30	37.60

802.11a_Nss1,(6Mbps)_2TX

5200MHz_USB

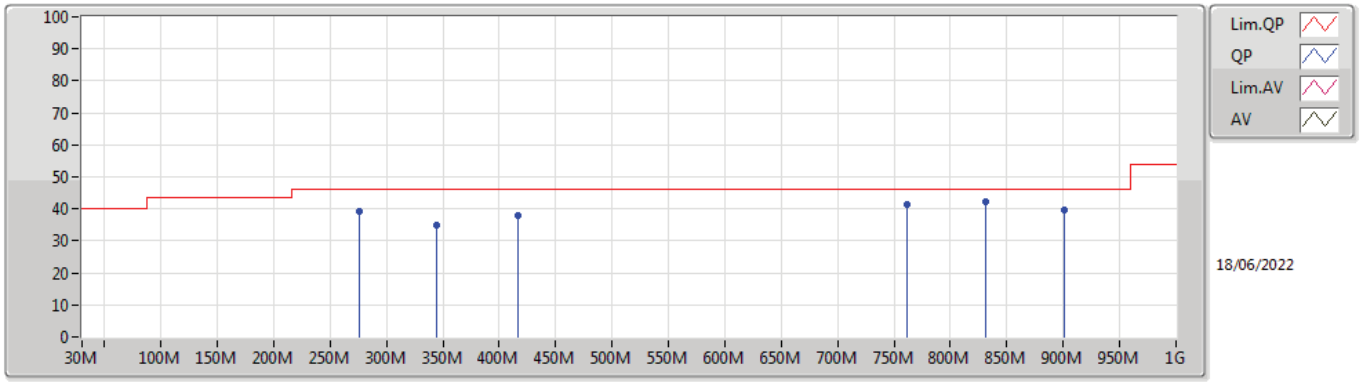

Type	Freq	Level	Limit	Margin	Factor	Dist	Condition	Azimuth	Height	Comment	Raw	AF	CL	PA
	(Hz)	(dBuV/m)	(dBuV/m)	(dB)	(dB)	(m)		(°)	(m)		(dBuV)	(dB)	(dB)	(dB)
PK	276.38M	39.14	46.00	-6.86	-16.88	3	Horizontal	360	1.00	-	56.02	17.94	1.62	36.44
PK	344.28M	35.05	46.00	-10.95	-15.25	3	Horizontal	360	1.00	-	50.30	19.41	1.86	36.52
PK	416.06M	38.11	46.00	-7.89	-12.85	3	Horizontal	360	1.00	-	50.96	21.64	2.06	36.55
PK	761.38M	41.21	46.00	-4.79	-7.09	3	Horizontal	360	1.00	-	48.30	27.27	3.08	37.44
PK	831.22M	42.37	46.00	-3.63	-6.40	3	Horizontal	360	1.00	-	48.77	27.99	3.17	37.56
PK	901.06M	39.68	46.00	-6.32	-6.05	3	Horizontal	360	1.00	-	45.73	28.23	3.31	37.59

802.11a_Nss1,(6Mbps)_2TX

5200MHz_Adapter

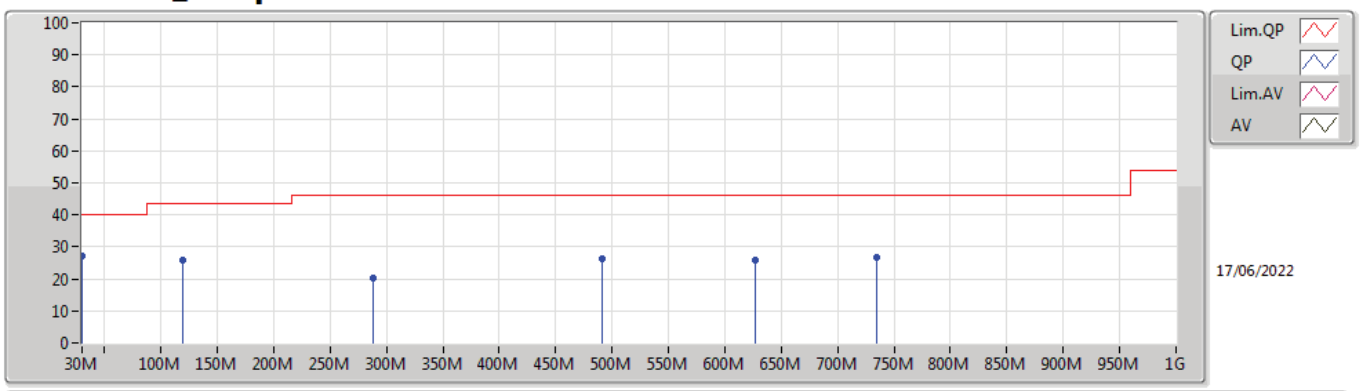

Type	Freq	Level	Limit	Margin	Factor	Dist	Condition	Azimuth	Height	Comment	Raw	AF	CL	PA
	(Hz)	(dBuV/m)	(dBuV/m)	(dB)	(dB)	(m)		(°)	(m)		(dBuV)	(dB)	(dB)	(dB)
PK	30M	27.30	40.00	-12.70	-12.99	3	Vertical	360	1.00	-	40.29	23.73	0.48	37.20
PK	119.24M	26.06	43.50	-17.44	-18.82	3	Vertical	360	1.00	-	44.88	16.69	1.11	36.62
PK	288.02M	20.10	46.00	-25.90	-16.56	3	Vertical	360	1.00	-	36.66	18.20	1.67	36.43
PK	491.72M	26.10	46.00	-19.90	-11.60	3	Vertical	360	1.00	-	37.70	23.02	2.31	36.93
PK	627.52M	25.66	46.00	-20.34	-8.77	3	Vertical	360	1.00	-	34.43	25.58	2.78	37.13
PK	734.22M	26.85	46.00	-19.15	-7.41	3	Vertical	360	1.00	-	34.26	26.95	3.04	37.40

802.11a_Nss1,(6Mbps)_2TX

5200MHz_Adapter

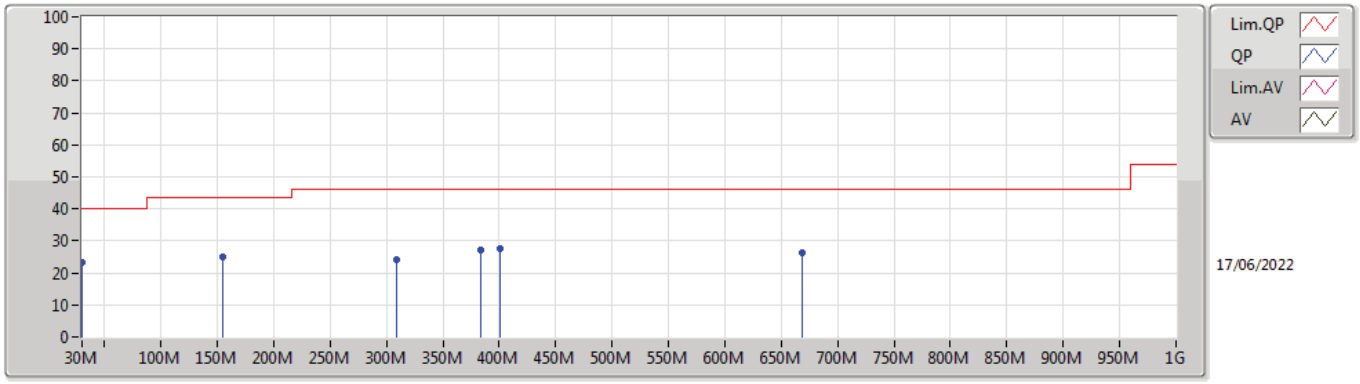

Type	Freq	Level	Limit	Margin	Factor	Dist	Condition	Azimuth	Height	Comment	Raw	AF	CL	PA
	(Hz)	(dBuV/m)	(dBuV/m)	(dB)	(dB)	(m)		(°)	(m)		(dBuV)	(dB)	(dB)	(dB)
PK	30M	23.22	40.00	-16.78	-12.99	3	Horizontal	0	1.00	-	36.21	23.73	0.48	37.20
PK	154.16M	24.95	43.50	-18.55	-18.95	3	Horizontal	0	1.00	-	43.90	16.12	1.35	36.42
PK	309.36M	24.05	46.00	-21.95	-16.28	3	Horizontal	0	1.00	-	40.33	18.41	1.74	36.43
PK	383.08M	27.25	46.00	-18.75	-14.17	3	Horizontal	0	1.00	-	41.42	20.38	1.97	36.52
PK	400.54M	27.51	46.00	-18.49	-13.43	3	Horizontal	0	1.00	-	40.94	21.07	2.01	36.51
PK	668.26M	26.15	46.00	-19.85	-8.75	3	Horizontal	0	1.00	-	34.90	25.58	2.91	37.24

802.11a_Nss1,(6Mbps)_2TX

5240MHz_USB

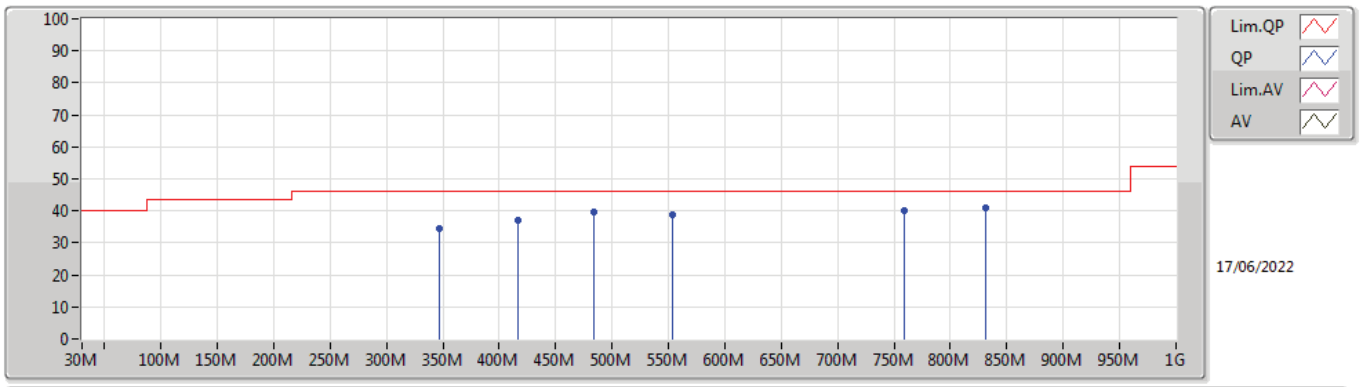

Type	Freq	Level	Limit	Margin	Factor	Dist	Condition	Azimuth	Height	Comment	Raw	AF	CL	PA
	(Hz)	(dBuV/m)	(dBuV/m)	(dB)	(dB)	(m)		(°)	(m)		(dBuV)	(dB)	(dB)	(dB)
PK	346.22M	34.50	46.00	-11.50	-15.18	3	Vertical	360	1.00	-	49.68	19.47	1.87	36.52
PK	416.06M	36.94	46.00	-9.06	-12.85	3	Vertical	360	1.00	-	49.79	21.64	2.06	36.55
PK	483.96M	39.69	46.00	-6.31	-11.67	3	Vertical	360	1.00	-	51.36	22.91	2.29	36.87
PK	553.8M	38.88	46.00	-7.12	-9.63	3	Vertical	360	1.00	-	48.51	24.96	2.54	37.13
PK	759.44M	40.03	46.00	-5.97	-7.08	3	Vertical	360	1.00	-	47.11	27.28	3.08	37.44
PK	831.22M	40.91	46.00	-5.09	-6.40	3	Vertical	360	1.00	-	47.31	27.99	3.17	37.56

802.11a_Nss1,(6Mbps)_2TX

5240MHz_USB

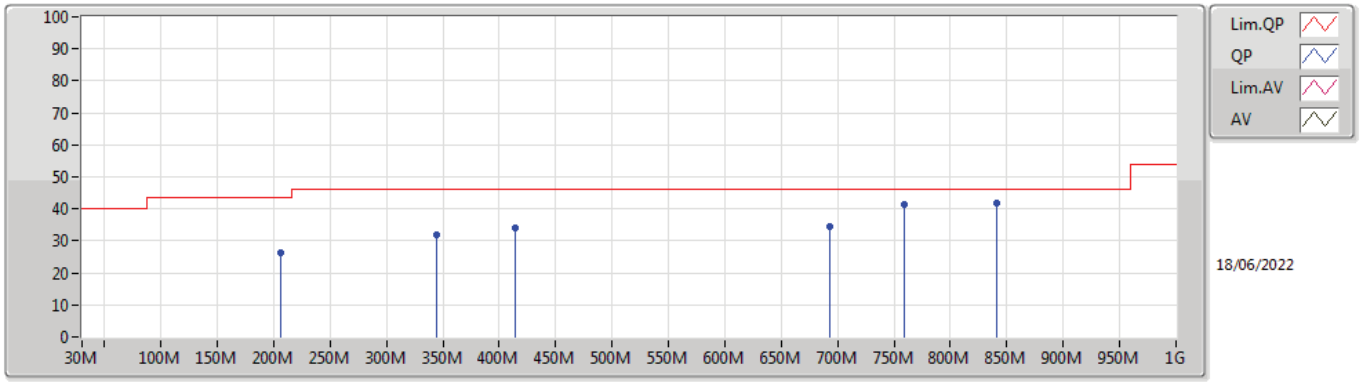

Type	Freq	Level	Limit	Margin	Factor	Dist	Condition	Azimuth	Height	Comment	Raw	AF	CL	PA
	(Hz)	(dBuV/m)	(dBuV/m)	(dB)	(dB)	(m)		(°)	(m)		(dBuV)	(dB)	(dB)	(dB)
PK	206.54M	26.50	43.50	-17.00	-20.62	3	Horizontal	0	1.00	-	47.12	14.27	1.41	36.30
PK	344.28M	31.84	46.00	-14.16	-15.25	3	Horizontal	0	1.00	-	47.09	19.41	1.86	36.52
PK	414.12M	33.98	46.00	-12.02	-12.93	3	Horizontal	0	1.00	-	46.91	21.56	2.06	36.55
PK	693.48M	34.48	46.00	-11.52	-8.63	3	Horizontal	0	1.00	-	43.11	25.75	2.95	37.33
PK	759.44M	41.53	46.00	-4.47	-7.08	3	Horizontal	0	1.00	-	48.61	27.28	3.08	37.44
PK	840.92M	41.78	46.00	-4.22	-6.02	3	Horizontal	0	1.00	-	47.80	28.39	3.18	37.59

802.11a_Nss1,(6Mbps)_2TX

5240MHz_Adapter

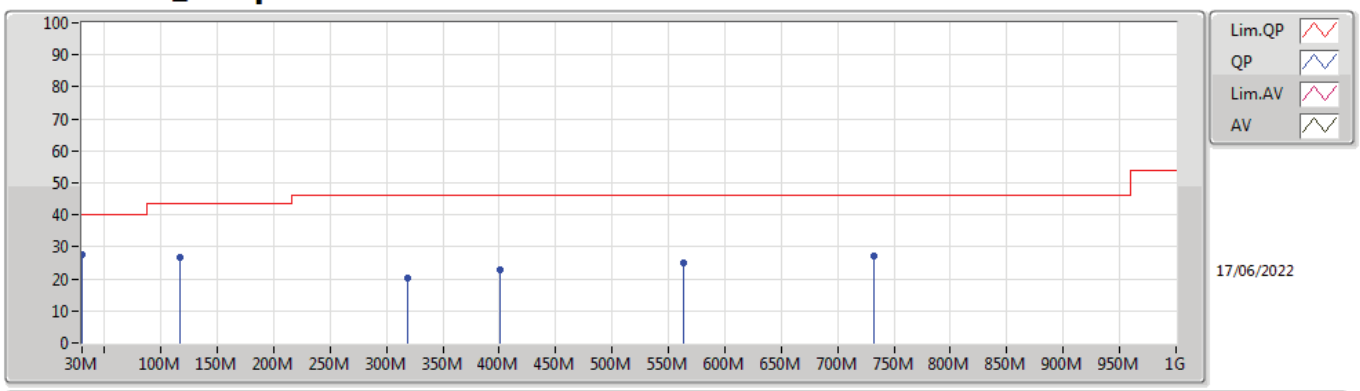

Type	Freq	Level	Limit	Margin	Factor	Dist	Condition	Azimuth	Height	Comment	Raw	AF	CL	PA
	(Hz)	(dBuV/m)	(dBuV/m)	(dB)	(dB)	(m)		(°)	(m)		(dBuV)	(dB)	(dB)	(dB)
PK	30M	27.67	40.00	-12.33	-12.99	3	Vertical	360	1.00	-	40.66	23.73	0.48	37.20
PK	117.3M	26.55	43.50	-16.95	-18.93	3	Vertical	360	1.00	-	45.48	16.59	1.10	36.62
PK	319.06M	20.13	46.00	-25.87	-16.10	3	Vertical	360	1.00	-	36.23	18.59	1.77	36.46
PK	400.54M	22.92	46.00	-23.08	-13.43	3	Vertical	360	1.00	-	36.35	21.07	2.01	36.51
PK	563.5M	25.12	46.00	-20.88	-9.24	3	Vertical	360	1.00	-	34.36	25.31	2.57	37.12
PK	732.28M	27.01	46.00	-18.99	-7.50	3	Vertical	360	1.00	-	34.51	26.87	3.03	37.40

802.11a_Nss1,(6Mbps)_2TX

5240MHz_Adapter

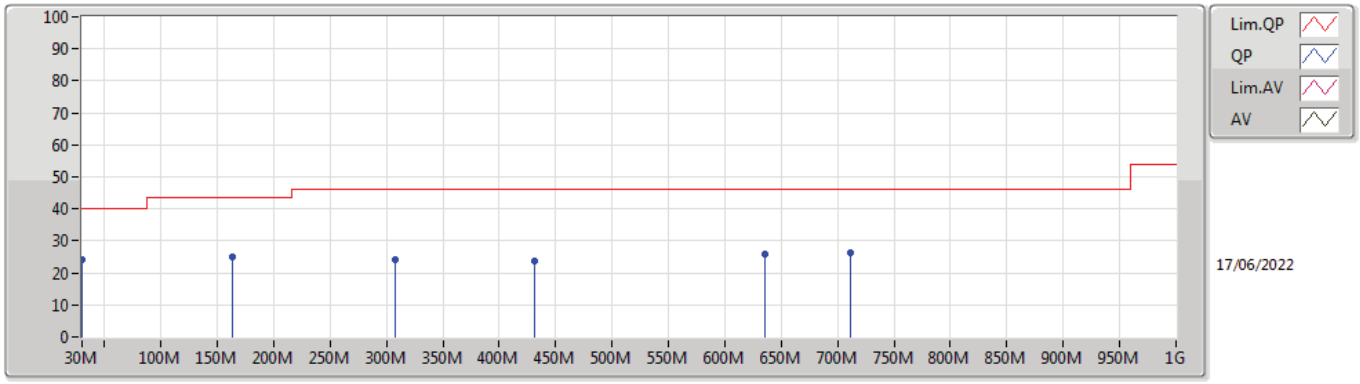

Type	Freq	Level	Limit	Margin	Factor	Dist	Condition	Azimuth	Height	Comment	Raw	AF	CL	PA
	(Hz)	(dBuV/m)	(dBuV/m)	(dB)	(dB)	(m)		(°)	(m)		(dBuV)	(dB)	(dB)	(dB)
PK	30M	24.06	40.00	-15.94	-12.99	3	Horizontal	0	1.00	-	37.05	23.73	0.48	37.20
PK	163.86M	24.86	43.50	-18.64	-19.63	3	Horizontal	0	1.00	-	44.49	15.43	1.36	36.42
PK	307.42M	24.04	46.00	-21.96	-16.29	3	Horizontal	0	1.00	-	40.33	18.40	1.74	36.43
PK	431.58M	23.62	46.00	-22.38	-12.40	3	Horizontal	0	1.00	-	36.02	22.08	2.12	36.60
PK	635.28M	25.71	46.00	-20.29	-8.58	3	Horizontal	0	1.00	-	34.29	25.75	2.82	37.15
PK	710.94M	26.22	46.00	-19.78	-8.42	3	Horizontal	0	1.00	-	34.64	25.97	2.98	37.37

802.11a_Nss1,(6Mbps)_2TX

5260MHz_USB

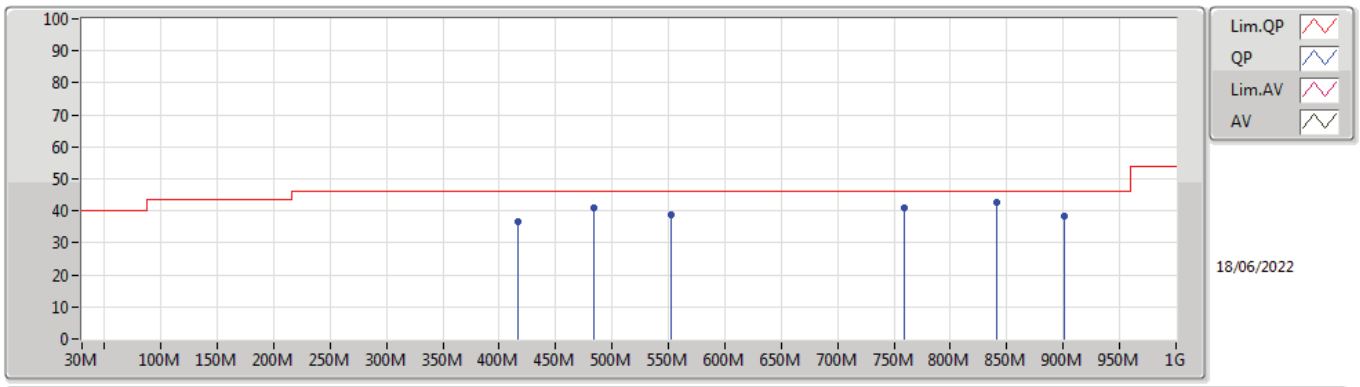

Type	Freq	Level	Limit	Margin	Factor	Dist	Condition	Azimuth	Height	Comment	Raw	AF	CL	PA
	(Hz)	(dBuV/m)	(dBuV/m)	(dB)	(dB)	(m)		(°)	(m)		(dBuV)	(dB)	(dB)	(dB)
PK	416.06M	36.56	46.00	-9.44	-12.85	3	Vertical	0	1.00	-	49.41	21.64	2.06	36.55
PK	483.96M	40.79	46.00	-5.21	-11.67	3	Vertical	0	1.00	-	52.46	22.91	2.29	36.87
PK	551.86M	38.97	46.00	-7.03	-9.91	3	Vertical	0	1.00	-	48.88	24.69	2.53	37.13
PK	759.44M	41.00	46.00	-5.00	-7.08	3	Vertical	0	1.00	-	48.08	27.28	3.08	37.44
PK	840.92M	42.84	46.00	-3.16	-6.02	3	Vertical	0	1.00	-	48.86	28.39	3.18	37.59
PK	901.06M	38.40	46.00	-7.60	-6.05	3	Vertical	0	1.00	-	44.45	28.23	3.31	37.59

802.11a_Nss1,(6Mbps)_2TX

5260MHz_USB

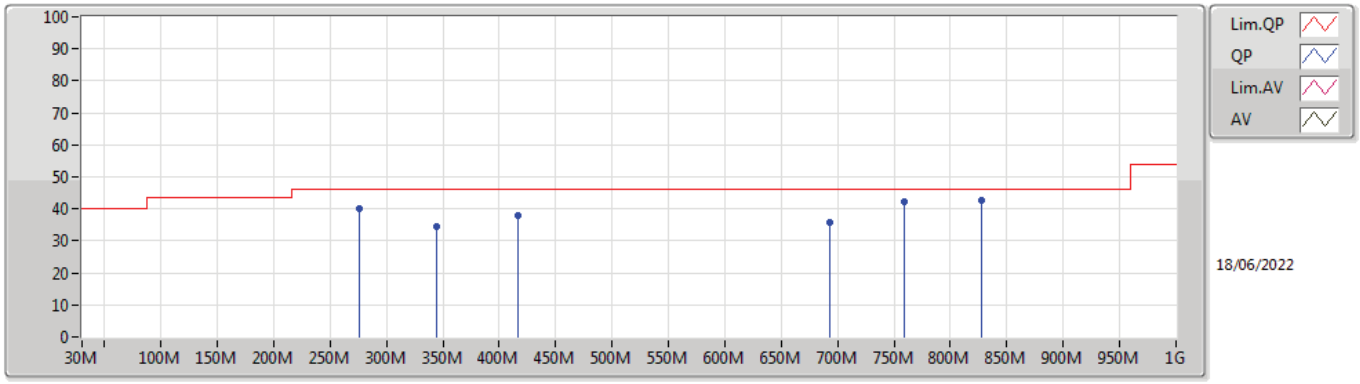

Type	Freq	Level	Limit	Margin	Factor	Dist	Condition	Azimuth	Height	Comment	Raw	AF	CL	PA
	(Hz)	(dBuV/m)	(dBuV/m)	(dB)	(dB)	(m)		(°)	(m)		(dBuV)	(dB)	(dB)	(dB)
PK	276.38M	40.17	46.00	-5.83	-16.88	3	Horizontal	360	1.00	-	57.05	17.94	1.62	36.44
PK	344.28M	34.61	46.00	-11.39	-15.25	3	Horizontal	360	1.00	-	49.86	19.41	1.86	36.52
PK	416.06M	37.77	46.00	-8.23	-12.85	3	Horizontal	360	1.00	-	50.62	21.64	2.06	36.55
PK	693.48M	35.88	46.00	-10.12	-8.63	3	Horizontal	360	1.00	-	44.51	25.75	2.95	37.33
PK	759.44M	42.20	46.00	-3.80	-7.08	3	Horizontal	360	1.00	-	49.28	27.28	3.08	37.44
PK	827.34M	42.72	46.00	-3.28	-6.61	3	Horizontal	360	1.00	-	49.33	27.78	3.16	37.55

802.11a_Nss1,(6Mbps)_2TX

5260MHz_Adapter

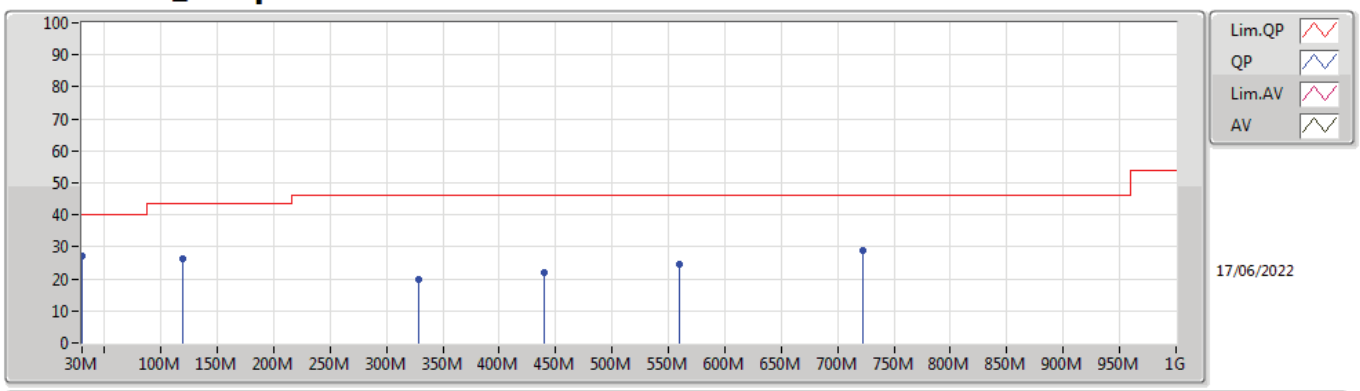

Type	Freq	Level	Limit	Margin	Factor	Dist	Condition	Azimuth	Height	Comment	Raw	AF	CL	PA
	(Hz)	(dBuV/m)	(dBuV/m)	(dB)	(dB)	(m)		(°)	(m)		(dBuV)	(dB)	(dB)	(dB)
PK	30M	27.00	40.00	-13.00	-12.99	3	Vertical	360	1.00	-	39.99	23.73	0.48	37.20
PK	119.24M	26.46	43.50	-17.04	-18.82	3	Vertical	360	1.00	-	45.28	16.69	1.11	36.62
PK	328.76M	20.00	46.00	-26.00	-15.80	3	Vertical	360	1.00	-	35.80	18.87	1.81	36.48
PK	439.34M	21.82	46.00	-24.18	-12.33	3	Vertical	360	1.00	-	34.15	22.15	2.14	36.62
PK	559.62M	24.69	46.00	-21.31	-9.17	3	Vertical	360	1.00	-	33.86	25.39	2.56	37.12
PK	722.58M	29.02	46.00	-16.98	-7.94	3	Vertical	360	1.00	-	36.96	26.44	3.01	37.39

802.11a_Nss1,(6Mbps)_2TX

5260MHz_Adapter

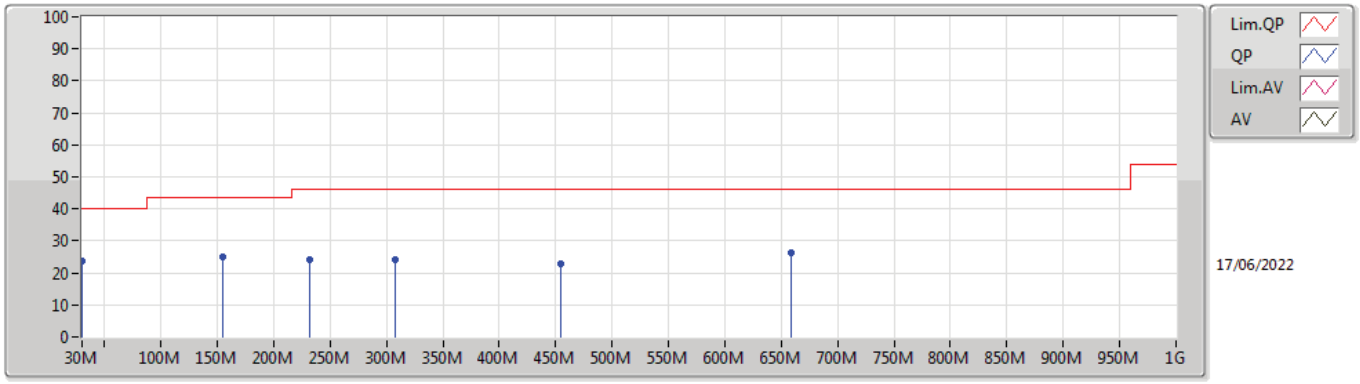

Type	Freq	Level	Limit	Margin	Factor	Dist	Condition	Azimuth	Height	Comment	Raw	AF	CL	PA
	(Hz)	(dBuV/m)	(dBuV/m)	(dB)	(dB)	(m)		(°)	(m)		(dBuV)	(dB)	(dB)	(dB)
PK	30M	23.87	40.00	-16.13	-12.99	3	Horizontal	0	1.00	-	36.86	23.73	0.48	37.20
PK	154.16M	25.02	43.50	-18.48	-18.95	3	Horizontal	0	1.00	-	43.97	16.12	1.35	36.42
PK	231.76M	24.21	46.00	-21.79	-19.40	3	Horizontal	0	1.00	-	43.61	15.52	1.48	36.40
PK	307.42M	24.17	46.00	-21.83	-16.29	3	Horizontal	0	1.00	-	40.46	18.40	1.74	36.43
PK	454.86M	23.06	46.00	-22.94	-12.09	3	Horizontal	0	1.00	-	35.15	22.39	2.20	36.68
PK	658.56M	26.08	46.00	-19.92	-8.73	3	Horizontal	0	1.00	-	34.81	25.58	2.89	37.20

802.11a_Nss1,(6Mbps)_2TX

5300MHz_USB

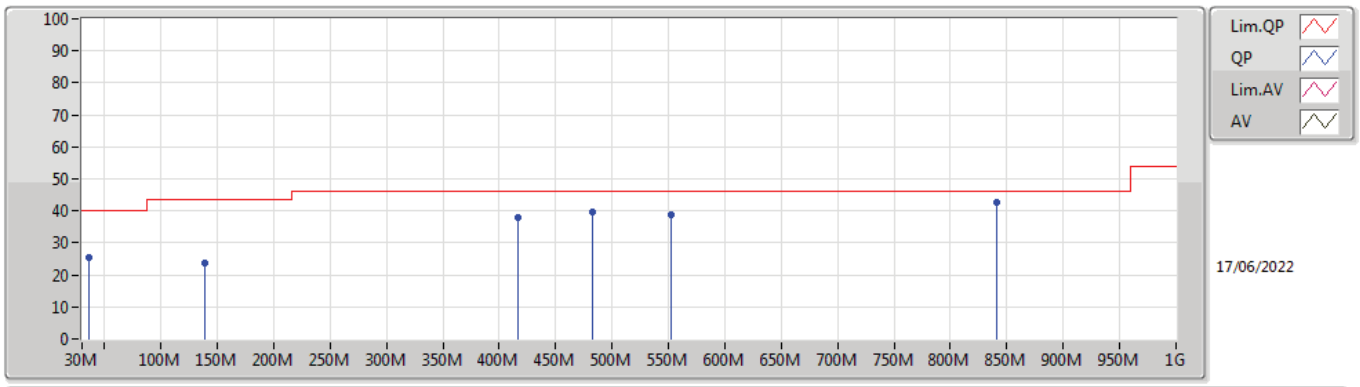

Type	Freq	Level	Limit	Margin	Factor	Dist	Condition	Azimuth	Height	Comment	Raw	AF	CL	PA
	(Hz)	(dBuV/m)	(dBuV/m)	(dB)	(dB)	(m)		(°)	(m)		(dBuV)	(dB)	(dB)	(dB)
PK	35.82M	25.51	40.00	-14.49	-15.69	3	Vertical	360	1.00	-	41.20	20.90	0.54	37.13
PK	138.64M	23.62	43.50	-19.88	-18.54	3	Vertical	360	1.00	-	42.16	16.61	1.31	36.46
PK	416.06M	38.11	46.00	-7.89	-12.85	3	Vertical	360	1.00	-	50.96	21.64	2.06	36.55
PK	482.02M	39.61	46.00	-6.39	-11.72	3	Vertical	360	1.00	-	51.33	22.86	2.28	36.86
PK	551.86M	38.69	46.00	-7.31	-9.91	3	Vertical	360	1.00	-	48.60	24.69	2.53	37.13
PK	840.92M	42.78	46.00	-3.22	-6.02	3	Vertical	360	1.00	-	48.80	28.39	3.18	37.59

802.11a_Nss1,(6Mbps)_2TX

5300MHz_USB

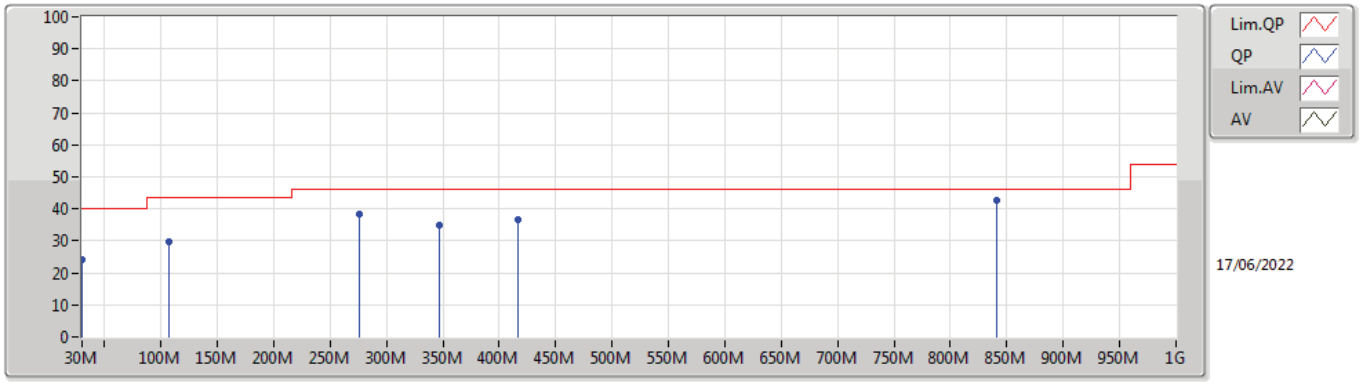

Type	Freq	Level	Limit	Margin	Factor	Dist	Condition	Azimuth	Height	Comment	Raw	AF	CL	PA
	(Hz)	(dBuV/m)	(dBuV/m)	(dB)	(dB)	(m)		(°)	(m)		(dBuV)	(dB)	(dB)	(dB)
PK	30M	24.00	40.00	-16.00	-12.99	3	Horizontal	0	1.00	-	36.99	23.73	0.48	37.20
PK	107.6M	29.76	43.50	-13.74	-19.61	3	Horizontal	0	1.00	-	49.37	16.00	1.02	36.63
PK	276.38M	38.27	46.00	-7.73	-16.88	3	Horizontal	0	1.00	-	55.15	17.94	1.62	36.44
PK	346.22M	34.96	46.00	-11.04	-15.18	3	Horizontal	0	1.00	-	50.14	19.47	1.87	36.52
PK	416.06M	36.73	46.00	-9.27	-12.85	3	Horizontal	0	1.00	-	49.58	21.64	2.06	36.55
PK	840.92M	42.60	46.00	-3.40	-6.02	3	Horizontal	0	1.00	-	48.62	28.39	3.18	37.59

802.11a_Nss1,(6Mbps)_2TX

5300MHz_Adapter

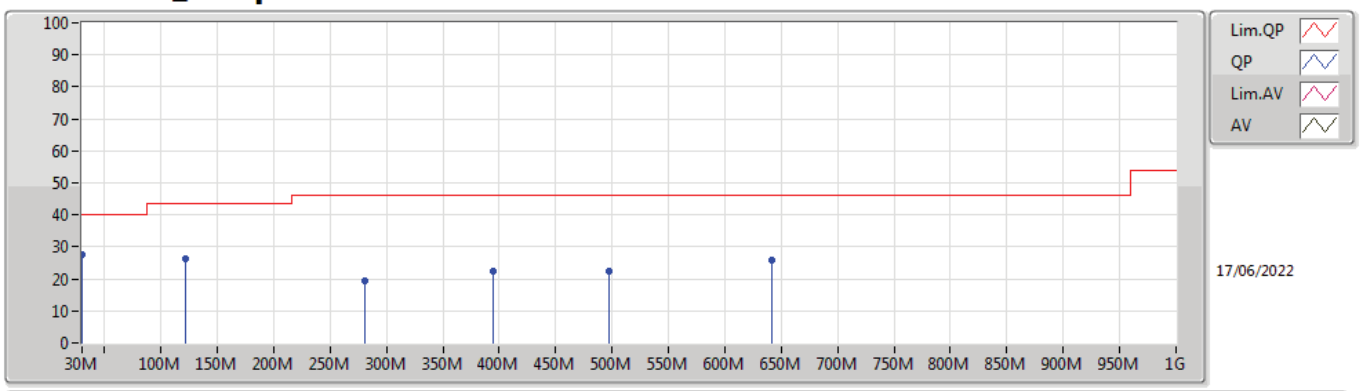

Type	Freq	Level	Limit	Margin	Factor	Dist	Condition	Azimuth	Height	Comment	Raw	AF	CL	PA
	(Hz)	(dBuV/m)	(dBuV/m)	(dB)	(dB)	(m)		(°)	(m)		(dBuV)	(dB)	(dB)	(dB)
PK	30M	27.48	40.00	-12.52	-12.99	3	Vertical	360	1.00	-	40.47	23.73	0.48	37.20
PK	121.18M	26.39	43.50	-17.11	-18.74	3	Vertical	360	1.00	-	45.13	16.74	1.13	36.61
PK	280.26M	19.48	46.00	-26.52	-16.84	3	Vertical	360	1.00	-	36.32	17.96	1.64	36.44
PK	394.72M	22.54	46.00	-23.46	-13.72	3	Vertical	360	1.00	-	36.26	20.79	2.00	36.51
PK	497.54M	22.56	46.00	-23.44	-11.54	3	Vertical	360	1.00	-	34.10	23.09	2.33	36.96
PK	641.1M	25.84	46.00	-20.16	-8.59	3	Vertical	360	1.00	-	34.43	25.73	2.84	37.16

802.11a_Nss1,(6Mbps)_2TX

5300MHz_Adapter

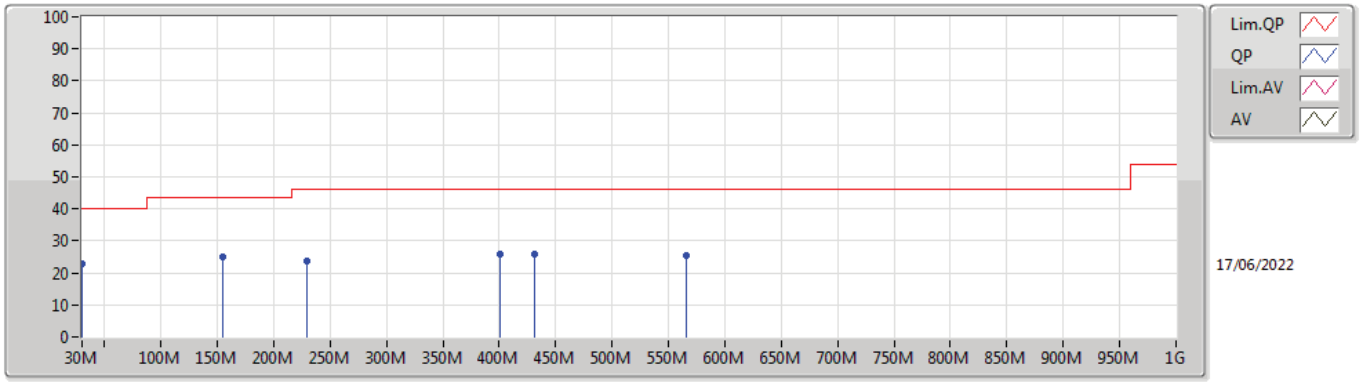

Type	Freq	Level	Limit	Margin	Factor	Dist	Condition	Azimuth	Height	Comment	Raw	AF	CL	PA
	(Hz)	(dBuV/m)	(dBuV/m)	(dB)	(dB)	(m)		(°)	(m)		(dBuV)	(dB)	(dB)	(dB)
PK	30M	22.93	40.00	-17.07	-12.99	3	Horizontal	0	1.00	-	35.92	23.73	0.48	37.20
PK	154.16M	25.07	43.50	-18.43	-18.95	3	Horizontal	0	1.00	-	44.02	16.12	1.35	36.42
PK	229.82M	23.59	46.00	-22.41	-19.60	3	Horizontal	0	1.00	-	43.19	15.33	1.47	36.40
PK	400.54M	25.86	46.00	-20.14	-13.43	3	Horizontal	0	1.00	-	39.29	21.07	2.01	36.51
PK	431.58M	26.04	46.00	-19.96	-12.40	3	Horizontal	0	1.00	-	38.44	22.08	2.12	36.60
PK	565.44M	25.22	46.00	-20.78	-9.30	3	Horizontal	0	1.00	-	34.52	25.25	2.57	37.12

802.11a_Nss1,(6Mbps)_2TX

5320MHz_USB

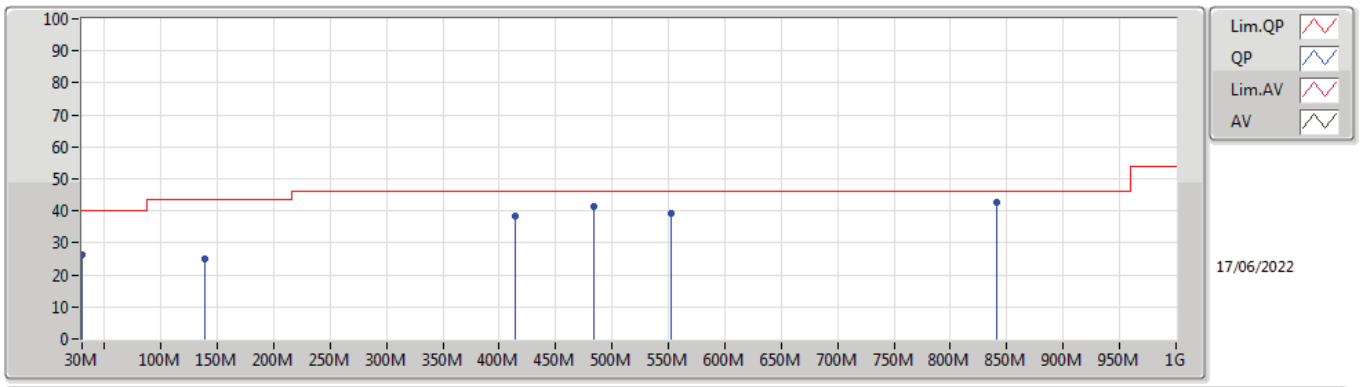

Type	Freq	Level	Limit	Margin	Factor	Dist	Condition	Azimuth	Height	Comment	Raw	AF	CL	PA
	(Hz)	(dBuV/m)	(dBuV/m)	(dB)	(dB)	(m)		(°)	(m)		(dBuV)	(dB)	(dB)	(dB)
PK	30M	26.43	40.00	-13.57	-12.99	3	Vertical	0	1.00	-	39.42	23.73	0.48	37.20
PK	138.64M	24.90	43.50	-18.60	-18.54	3	Vertical	0	1.00	-	43.44	16.61	1.31	36.46
PK	414.12M	38.32	46.00	-7.68	-12.93	3	Vertical	0	1.00	-	51.25	21.56	2.06	36.55
PK	483.96M	41.25	46.00	-4.75	-11.67	3	Vertical	0	1.00	-	52.92	22.91	2.29	36.87
PK	551.86M	39.23	46.00	-6.77	-9.91	3	Vertical	0	1.00	-	49.14	24.69	2.53	37.13
PK	840.92M	42.76	46.00	-3.24	-6.02	3	Vertical	0	1.00	-	48.78	28.39	3.18	37.59

802.11a_Nss1,(6Mbps)_2TX

5320MHz_USB

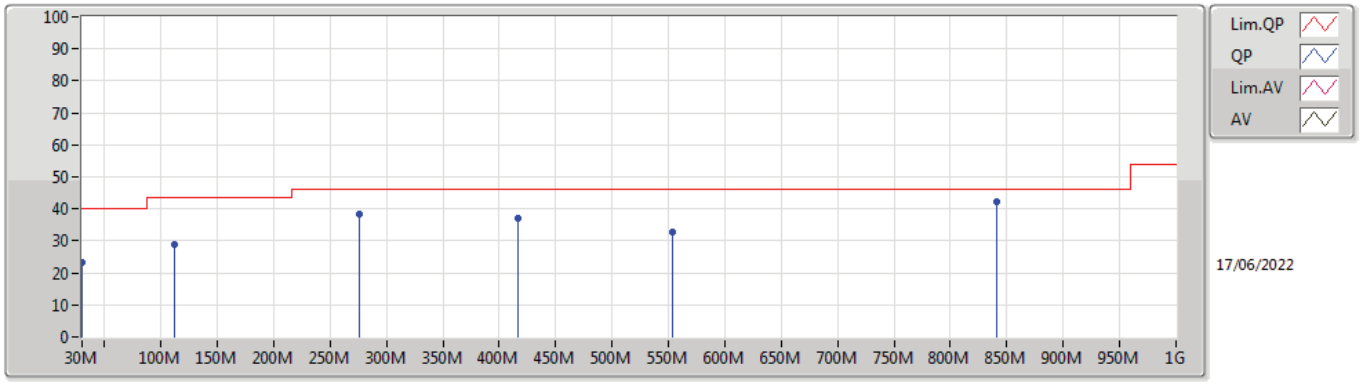

Type	Freq	Level	Limit	Margin	Factor	Dist	Condition	Azimuth	Height	Comment	Raw	AF	CL	PA
	(Hz)	(dBuV/m)	(dBuV/m)	(dB)	(dB)	(m)		(°)	(m)		(dBuV)	(dB)	(dB)	(dB)
PK	30M	23.29	40.00	-16.71	-12.99	3	Horizontal	360	1.00	-	36.28	23.73	0.48	37.20
PK	111.48M	28.83	43.50	-14.67	-19.37	3	Horizontal	360	1.00	-	48.20	16.21	1.05	36.63
PK	276.38M	38.32	46.00	-7.68	-16.88	3	Horizontal	360	1.00	-	55.20	17.94	1.62	36.44
PK	416.06M	37.10	46.00	-8.90	-12.85	3	Horizontal	360	1.00	-	49.95	21.64	2.06	36.55
PK	553.8M	32.83	46.00	-13.17	-9.63	3	Horizontal	360	1.00	-	42.46	24.96	2.54	37.13
PK	840.92M	42.37	46.00	-3.63	-6.02	3	Horizontal	360	1.00	-	48.39	28.39	3.18	37.59

802.11a_Nss1,(6Mbps)_2TX

5320MHz_Adapter

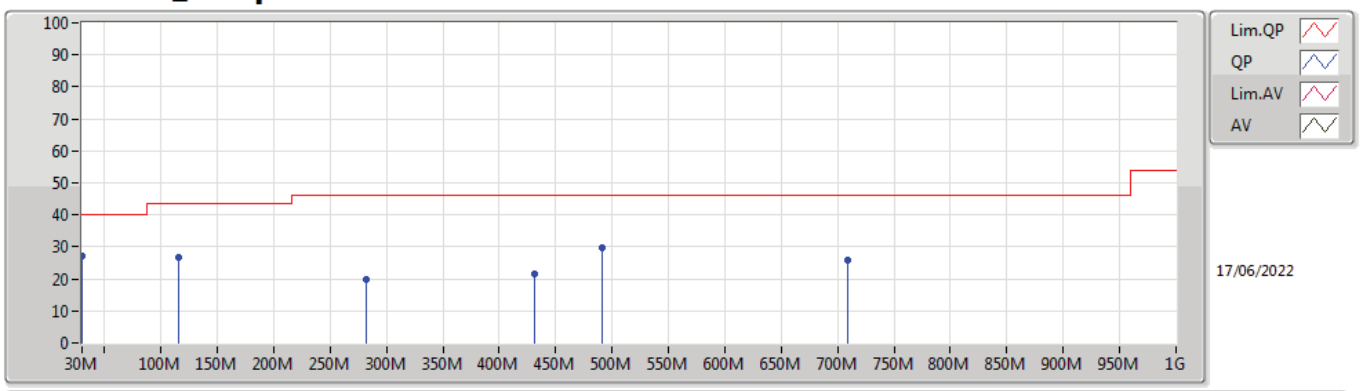

Type	Freq	Level	Limit	Margin	Factor	Dist	Condition	Azimuth	Height	Comment	Raw	AF	CL	PA
	(Hz)	(dBuV/m)	(dBuV/m)	(dB)	(dB)	(m)		(°)	(m)		(dBuV)	(dB)	(dB)	(dB)
PK	30M	27.20	40.00	-12.80	-12.99	3	Vertical	360	1.00	-	40.19	23.73	0.48	37.20
PK	115.36M	26.90	43.50	-16.60	-19.05	3	Vertical	360	1.00	-	45.95	16.49	1.08	36.62
PK	282.2M	19.70	46.00	-26.30	-16.76	3	Vertical	360	1.00	-	36.46	18.02	1.65	36.43
PK	431.58M	21.57	46.00	-24.43	-12.40	3	Vertical	360	1.00	-	33.97	22.08	2.12	36.60
PK	491.72M	29.68	46.00	-16.32	-11.60	3	Vertical	360	1.00	-	41.28	23.02	2.31	36.93
PK	709M	25.86	46.00	-20.14	-8.47	3	Vertical	360	1.00	-	34.33	25.91	2.98	37.36

802.11a_Nss1,(6Mbps)_2TX

5320MHz_Adapter

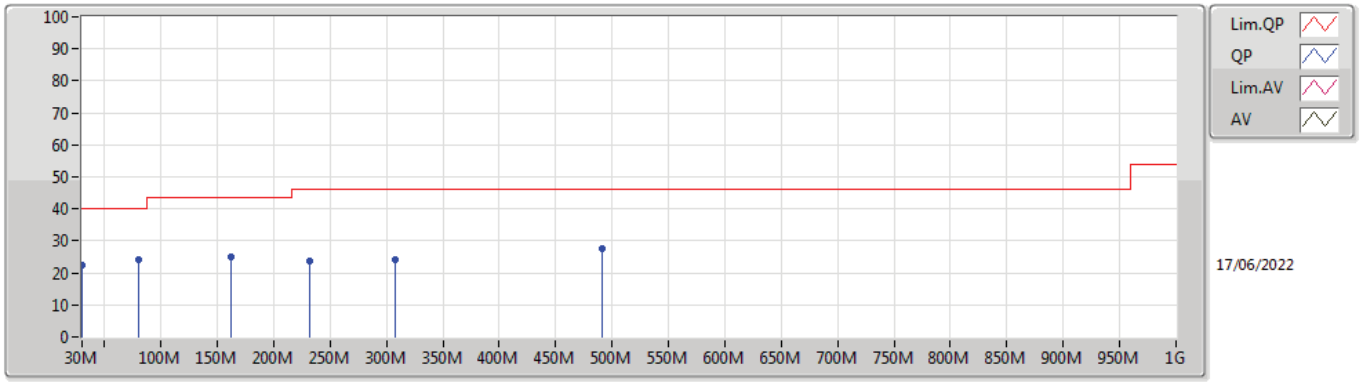

Type	Freq	Level	Limit	Margin	Factor	Dist	Condition	Azimuth	Height	Comment	Raw	AF	CL	PA
	(Hz)	(dBuV/m)	(dBuV/m)	(dB)	(dB)	(m)		(°)	(m)		(dBuV)	(dB)	(dB)	(dB)
PK	30M	22.58	40.00	-17.42	-12.99	3	Horizontal	0	1.00	-	35.57	23.73	0.48	37.20
PK	80.44M	24.31	40.00	-15.69	-23.34	3	Horizontal	0	1.00	-	47.65	12.65	0.84	36.83
PK	161.92M	24.79	43.50	-18.71	-19.55	3	Horizontal	0	1.00	-	44.34	15.51	1.36	36.42
PK	231.76M	23.70	46.00	-22.30	-19.40	3	Horizontal	0	1.00	-	43.10	15.52	1.48	36.40
PK	307.42M	24.24	46.00	-21.76	-16.29	3	Horizontal	0	1.00	-	40.53	18.40	1.74	36.43
PK	491.72M	27.39	46.00	-18.61	-11.60	3	Horizontal	0	1.00	-	38.99	23.02	2.31	36.93

802.11a_Nss1,(6Mbps)_2TX

5500MHz_USB

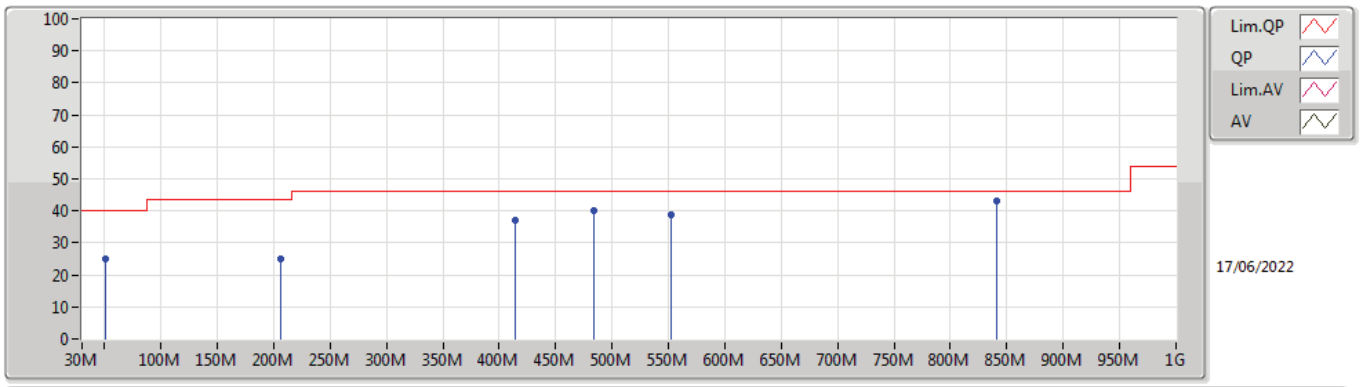

Type	Freq	Level	Limit	Margin	Factor	Dist	Condition	Azimuth	Height	Comment	Raw	AF	CL	PA
	(Hz)	(dBuV/m)	(dBuV/m)	(dB)	(dB)	(m)		(°)	(m)		(dBuV)	(dB)	(dB)	(dB)
PK	51.34M	25.06	40.00	-14.94	-23.59	3	Vertical	360	1.00	-	48.65	12.85	0.65	37.09
PK	206.54M	25.07	43.50	-18.43	-20.62	3	Vertical	360	1.00	-	45.69	14.27	1.41	36.30
PK	414.12M	36.94	46.00	-9.06	-12.93	3	Vertical	360	1.00	-	49.87	21.56	2.06	36.55
PK	483.96M	40.05	46.00	-5.95	-11.67	3	Vertical	360	1.00	-	51.72	22.91	2.29	36.87
PK	551.86M	38.91	46.00	-7.09	-9.91	3	Vertical	360	1.00	-	48.82	24.69	2.53	37.13
PK	840.92M	42.91	46.00	-3.09	-6.02	3	Vertical	360	1.00	-	48.93	28.39	3.18	37.59

802.11a_Nss1,(6Mbps)_2TX

5500MHz_USB

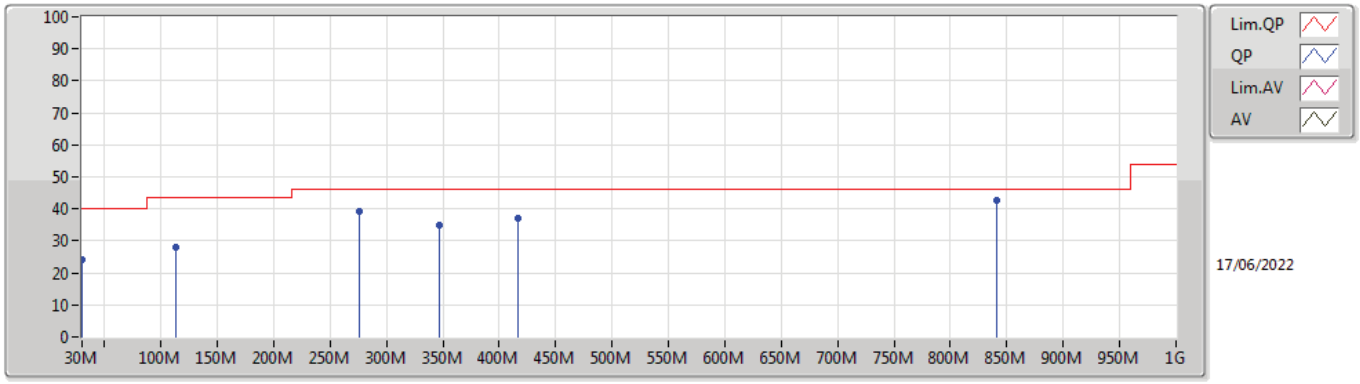

Type	Freq	Level	Limit	Margin	Factor	Dist	Condition	Azimuth	Height	Comment	Raw	AF	CL	PA
	(Hz)	(dBuV/m)	(dBuV/m)	(dB)	(dB)	(m)		(°)	(m)		(dBuV)	(dB)	(dB)	(dB)
PK	30M	23.99	40.00	-16.01	-12.99	3	Horizontal	0	1.00	-	36.98	23.73	0.48	37.20
PK	113.42M	28.08	43.50	-15.42	-19.17	3	Horizontal	0	1.00	-	47.25	16.39	1.07	36.63
PK	276.38M	39.05	46.00	-6.95	-16.88	3	Horizontal	0	1.00	-	55.93	17.94	1.62	36.44
PK	346.22M	34.85	46.00	-11.15	-15.18	3	Horizontal	0	1.00	-	50.03	19.47	1.87	36.52
PK	416.06M	36.92	46.00	-9.08	-12.85	3	Horizontal	0	1.00	-	49.77	21.64	2.06	36.55
PK	840.92M	42.58	46.00	-3.42	-6.02	3	Horizontal	0	1.00	-	48.60	28.39	3.18	37.59

802.11a_Nss1,(6Mbps)_2TX

5500MHz_Adapter

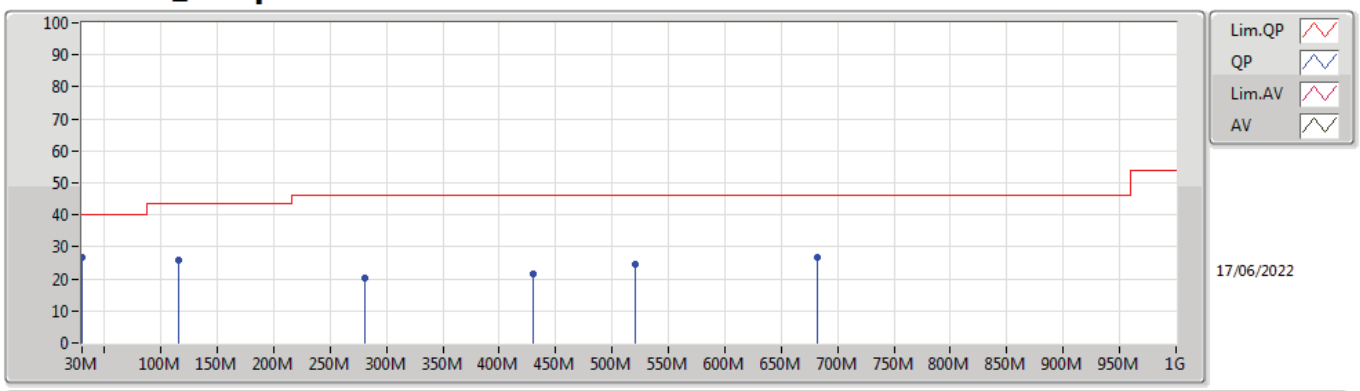

Type	Freq	Level	Limit	Margin	Factor	Dist	Condition	Azimuth	Height	Comment	Raw	AF	CL	PA
	(Hz)	(dBuV/m)	(dBuV/m)	(dB)	(dB)	(m)		(°)	(m)		(dBuV)	(dB)	(dB)	(dB)
PK	30M	26.84	40.00	-13.16	-12.99	3	Vertical	360	1.00	-	39.83	23.73	0.48	37.20
PK	115.36M	25.78	43.50	-17.72	-19.05	3	Vertical	360	1.00	-	44.83	16.49	1.08	36.62
PK	280.26M	20.30	46.00	-25.70	-16.84	3	Vertical	360	1.00	-	37.14	17.96	1.64	36.44
PK	429.64M	21.44	46.00	-24.56	-12.44	3	Vertical	360	1.00	-	33.88	22.04	2.11	36.59
PK	520.82M	24.56	46.00	-21.44	-11.54	3	Vertical	360	1.00	-	36.10	23.08	2.42	37.04
PK	681.84M	26.58	46.00	-19.42	-8.71	3	Vertical	360	1.00	-	35.29	25.64	2.93	37.28

802.11a_Nss1,(6Mbps)_2TX

5500MHz_Adapter

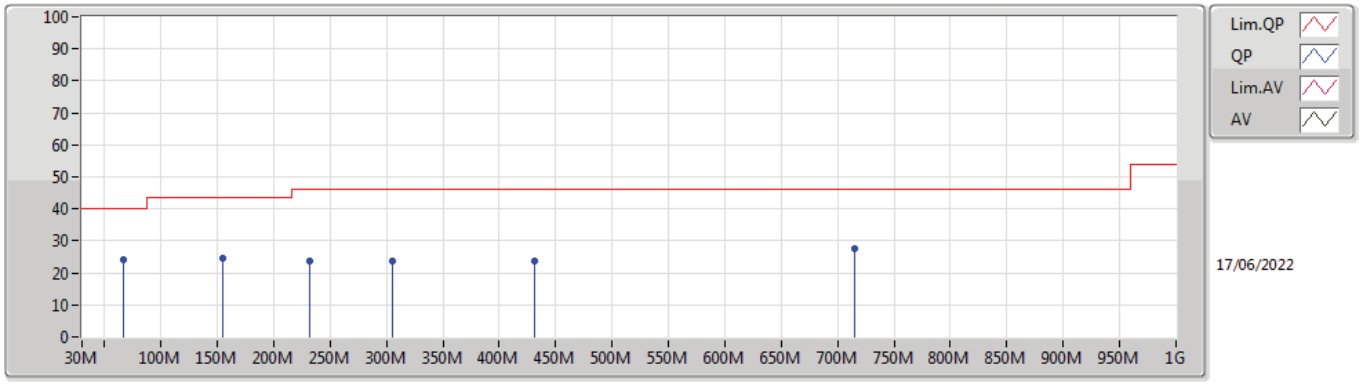

Type	Freq	Level	Limit	Margin	Factor	Dist	Condition	Azimuth	Height	Comment	Raw	AF	CL	PA
	(Hz)	(dBuV/m)	(dBuV/m)	(dB)	(dB)	(m)		(°)	(m)		(dBuV)	(dB)	(dB)	(dB)
PK	66.86M	24.24	40.00	-15.76	-24.94	3	Horizontal	0	1.00	-	49.18	11.31	0.75	37.00
PK	154.16M	24.69	43.50	-18.81	-18.95	3	Horizontal	0	1.00	-	43.64	16.12	1.35	36.42
PK	231.76M	23.74	46.00	-22.26	-19.40	3	Horizontal	0	1.00	-	43.14	15.52	1.48	36.40
PK	305.48M	23.63	46.00	-22.37	-16.31	3	Horizontal	0	1.00	-	39.94	18.38	1.73	36.42
PK	431.58M	23.89	46.00	-22.11	-12.40	3	Horizontal	0	1.00	-	36.29	22.08	2.12	36.60
PK	714.82M	27.44	46.00	-18.56	-8.25	3	Horizontal	0	1.00	-	35.69	26.13	2.99	37.37

802.11a_Nss1,(6Mbps)_2TX

5580MHz_USB

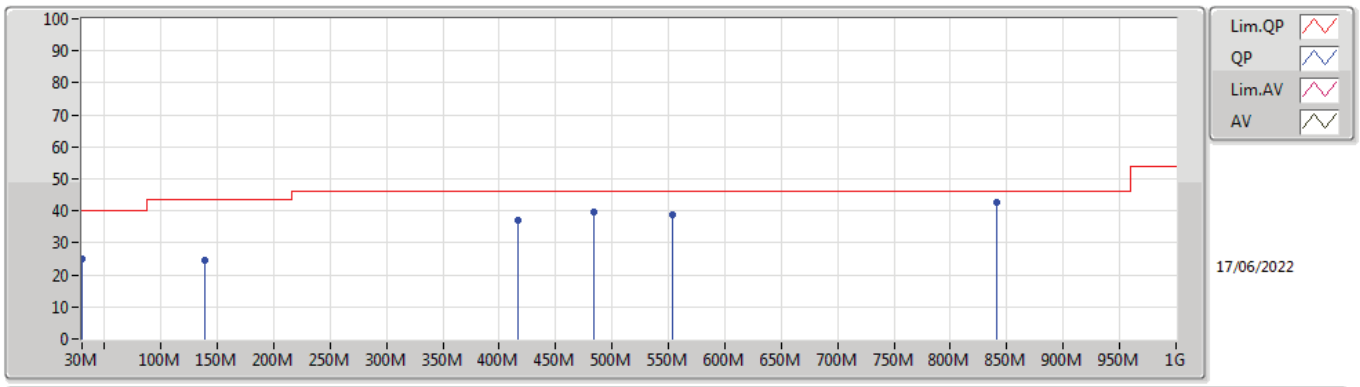

Type	Freq	Level	Limit	Margin	Factor	Dist	Condition	Azimuth	Height	Comment	Raw	AF	CL	PA
	(Hz)	(dBuV/m)	(dBuV/m)	(dB)	(dB)	(m)		(°)	(m)		(dBuV)	(dB)	(dB)	(dB)
PK	30M	25.15	40.00	-14.85	-12.99	3	Vertical	0	1.00	-	38.14	23.73	0.48	37.20
PK	138.64M	24.73	43.50	-18.77	-18.54	3	Vertical	0	1.00	-	43.27	16.61	1.31	36.46
PK	416.06M	37.16	46.00	-8.84	-12.85	3	Vertical	0	1.00	-	50.01	21.64	2.06	36.55
PK	483.96M	39.77	46.00	-6.23	-11.67	3	Vertical	0	1.00	-	51.44	22.91	2.29	36.87
PK	553.8M	38.79	46.00	-7.21	-9.63	3	Vertical	0	1.00	-	48.42	24.96	2.54	37.13
PK	840.92M	42.64	46.00	-3.36	-6.02	3	Vertical	0	1.00	-	48.66	28.39	3.18	37.59

802.11a_Nss1,(6Mbps)_2TX

5580MHz_USB

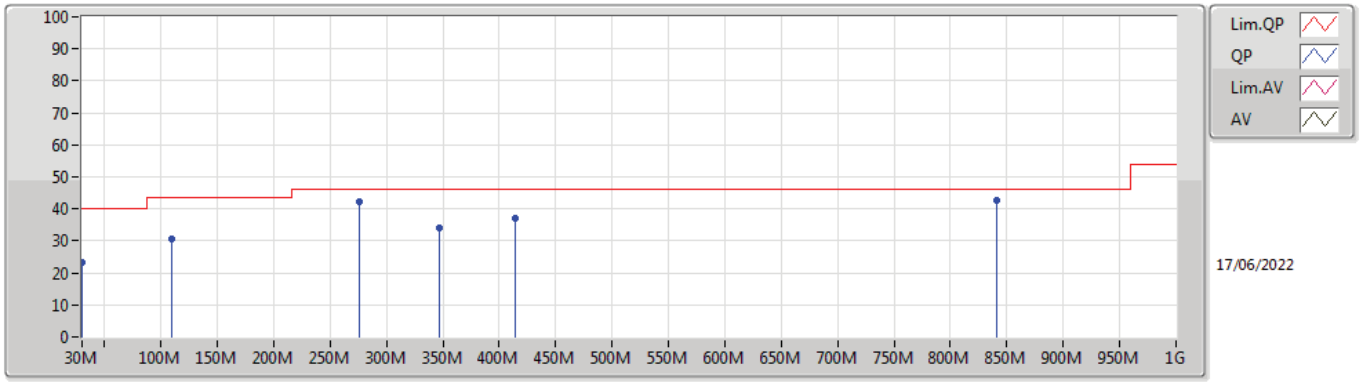

Type	Freq	Level	Limit	Margin	Factor	Dist	Condition	Azimuth	Height	Comment	Raw	AF	CL	PA
	(Hz)	(dBuV/m)	(dBuV/m)	(dB)	(dB)	(m)		(°)	(m)		(dBuV)	(dB)	(dB)	(dB)
PK	30M	23.36	40.00	-16.64	-12.99	3	Horizontal	360	1.00	-	36.35	23.73	0.48	37.20
PK	109.54M	30.50	43.50	-13.00	-19.48	3	Horizontal	360	1.00	-	49.98	16.11	1.04	36.63
PK	276.38M	42.10	46.00	-3.90	-16.88	3	Horizontal	360	1.00	-	58.98	17.94	1.62	36.44
PK	346.22M	33.99	46.00	-12.01	-15.18	3	Horizontal	360	1.00	-	49.17	19.47	1.87	36.52
PK	414.12M	37.25	46.00	-8.75	-12.93	3	Horizontal	360	1.00	-	50.18	21.56	2.06	36.55
PK	840.92M	42.88	46.00	-3.12	-6.02	3	Horizontal	360	1.00	-	48.90	28.39	3.18	37.59

802.11a_Nss1,(6Mbps)_2TX

5580MHz_Adapter

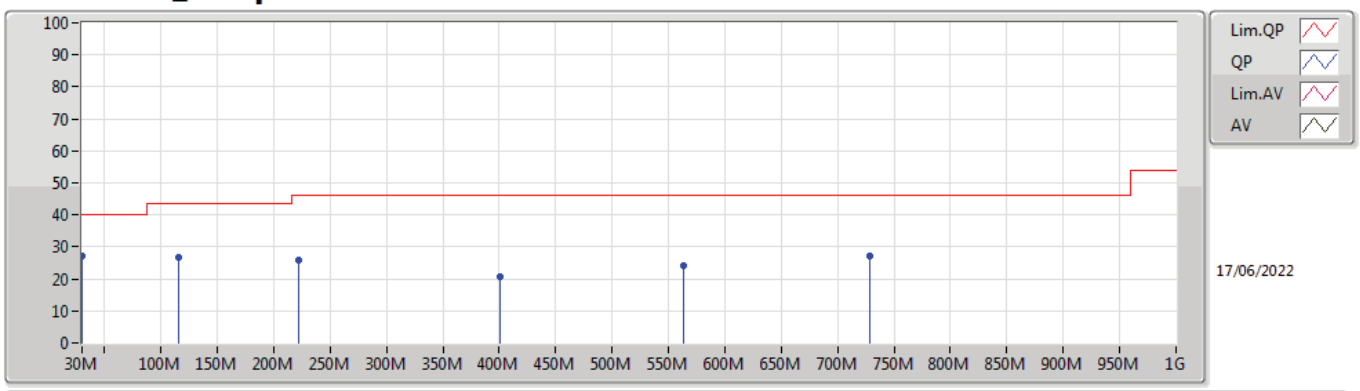

Type	Freq	Level	Limit	Margin	Factor	Dist	Condition	Azimuth	Height	Comment	Raw	AF	CL	PA
	(Hz)	(dBuV/m)	(dBuV/m)	(dB)	(dB)	(m)		(°)	(m)		(dBuV)	(dB)	(dB)	(dB)
PK	30M	27.10	40.00	-12.90	-12.99	3	Vertical	360	1.00	-	40.09	23.73	0.48	37.20
PK	115.36M	26.51	43.50	-16.99	-19.05	3	Vertical	360	1.00	-	45.56	16.49	1.08	36.62
PK	222.06M	25.68	46.00	-20.32	-20.42	3	Vertical	360	1.00	-	46.10	14.49	1.45	36.36
PK	400.54M	20.85	46.00	-25.15	-13.43	3	Vertical	360	1.00	-	34.28	21.07	2.01	36.51
PK	563.5M	24.03	46.00	-21.97	-9.24	3	Vertical	360	1.00	-	33.27	25.31	2.57	37.12
PK	728.4M	27.26	46.00	-18.74	-7.66	3	Vertical	360	1.00	-	34.92	26.72	3.02	37.40

802.11a_Nss1,(6Mbps)_2TX

5580MHz_Adapter

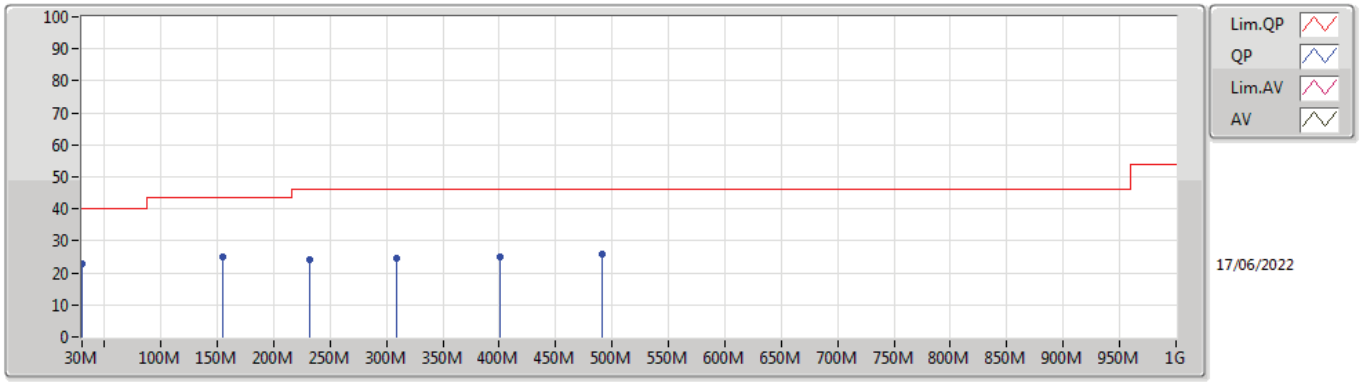

Type	Freq	Level	Limit	Margin	Factor	Dist	Condition	Azimuth	Height	Comment	Raw	AF	CL	PA
	(Hz)	(dBuV/m)	(dBuV/m)	(dB)	(dB)	(m)		(°)	(m)		(dBuV)	(dB)	(dB)	(dB)
PK	30M	23.00	40.00	-17.00	-12.99	3	Horizontal	0	1.00	-	35.99	23.73	0.48	37.20
PK	154.16M	24.84	43.50	-18.66	-18.95	3	Horizontal	0	1.00	-	43.79	16.12	1.35	36.42
PK	231.76M	24.03	46.00	-21.97	-19.40	3	Horizontal	0	1.00	-	43.43	15.52	1.48	36.40
PK	309.36M	24.65	46.00	-21.35	-16.28	3	Horizontal	0	1.00	-	40.93	18.41	1.74	36.43
PK	400.54M	25.16	46.00	-20.84	-13.43	3	Horizontal	0	1.00	-	38.59	21.07	2.01	36.51
PK	491.72M	26.07	46.00	-19.93	-11.60	3	Horizontal	0	1.00	-	37.67	23.02	2.31	36.93

802.11a_Nss1,(6Mbps)_2TX

5700MHz_USB

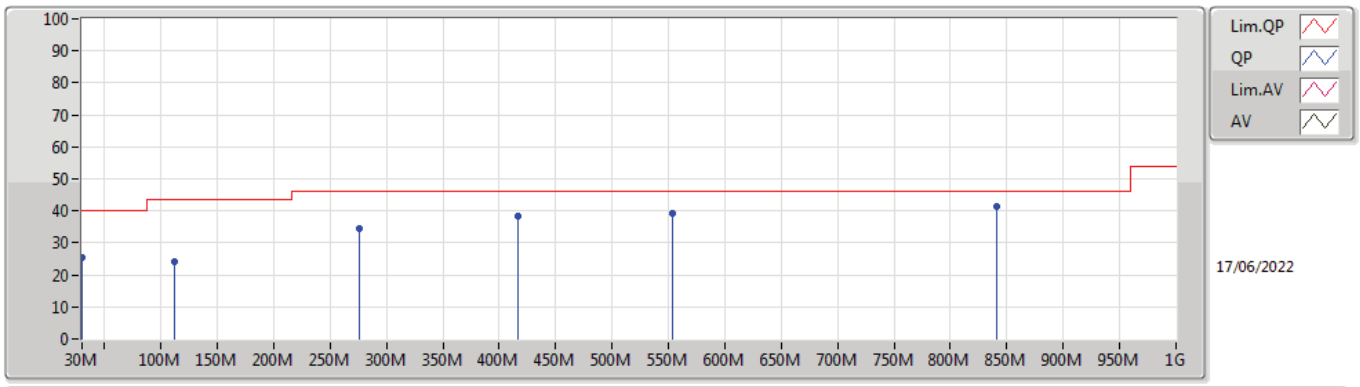

Type	Freq	Level	Limit	Margin	Factor	Dist	Condition	Azimuth	Height	Comment	Raw	AF	CL	PA
	(Hz)	(dBuV/m)	(dBuV/m)	(dB)	(dB)	(m)		(°)	(m)		(dBuV)	(dB)	(dB)	(dB)
PK	30M	25.42	40.00	-14.58	-12.99	3	Vertical	0	1.00	-	38.41	23.73	0.48	37.20
PK	111.48M	24.13	43.50	-19.37	-19.37	3	Vertical	0	1.00	-	43.50	16.21	1.05	36.63
PK	276.38M	34.28	46.00	-11.72	-16.88	3	Vertical	0	1.00	-	51.16	17.94	1.62	36.44
PK	416.06M	38.40	46.00	-7.60	-12.85	3	Vertical	0	1.00	-	51.25	21.64	2.06	36.55
PK	553.8M	39.03	46.00	-6.97	-9.63	3	Vertical	0	1.00	-	48.66	24.96	2.54	37.13
PK	840.92M	41.56	46.00	-4.44	-6.02	3	Vertical	0	1.00	-	47.58	28.39	3.18	37.59

802.11a_Nss1,(6Mbps)_2TX

5700MHz_USB

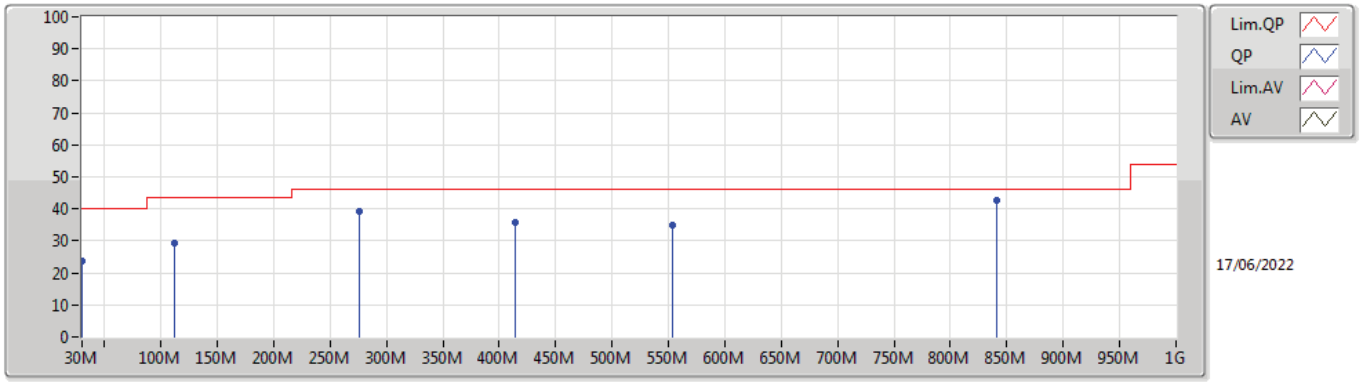

Type	Freq	Level	Limit	Margin	Factor	Dist	Condition	Azimuth	Height	Comment	Raw	AF	CL	PA
	(Hz)	(dBuV/m)	(dBuV/m)	(dB)	(dB)	(m)		(°)	(m)		(dBuV)	(dB)	(dB)	(dB)
PK	30M	23.70	40.00	-16.30	-12.99	3	Horizontal	360	1.00	-	36.69	23.73	0.48	37.20
PK	111.48M	29.33	43.50	-14.17	-19.37	3	Horizontal	360	1.00	-	48.70	16.21	1.05	36.63
PK	276.38M	39.38	46.00	-6.62	-16.88	3	Horizontal	360	1.00	-	56.26	17.94	1.62	36.44
PK	414.12M	35.80	46.00	-10.20	-12.93	3	Horizontal	360	1.00	-	48.73	21.56	2.06	36.55
PK	553.8M	34.93	46.00	-11.07	-9.63	3	Horizontal	360	1.00	-	44.56	24.96	2.54	37.13
PK	840.92M	42.63	46.00	-3.37	-6.02	3	Horizontal	360	1.00	-	48.65	28.39	3.18	37.59

802.11a_Nss1,(6Mbps)_2TX

5700MHz_Adapter

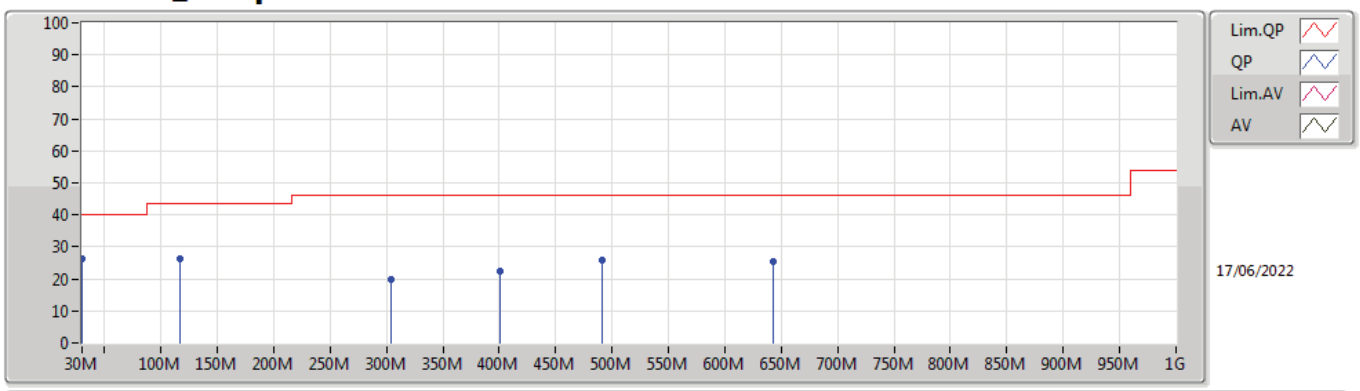

Type	Freq	Level	Limit	Margin	Factor	Dist	Condition	Azimuth	Height	Comment	Raw	AF	CL	PA
	(Hz)	(dBuV/m)	(dBuV/m)	(dB)	(dB)	(m)		(°)	(m)		(dBuV)	(dB)	(dB)	(dB)
PK	117.3M	26.33	43.50	-17.17	-18.93	3	Vertical	360	1.00	-	45.26	16.59	1.10	36.62
PK	30M	26.20	40.00	-13.80	-12.99	3	Vertical	360	1.00	-	39.19	23.73	0.48	37.20
PK	303.54M	20.04	46.00	-25.96	-16.32	3	Vertical	360	1.00	-	36.36	18.38	1.72	36.42
PK	400.54M	22.30	46.00	-23.70	-13.43	3	Vertical	360	1.00	-	35.73	21.07	2.01	36.51
PK	491.72M	25.91	46.00	-20.09	-11.60	3	Vertical	360	1.00	-	37.51	23.02	2.31	36.93
PK	643.04M	25.57	46.00	-20.43	-8.58	3	Vertical	360	1.00	-	34.15	25.73	2.85	37.16

802.11a_Nss1,(6Mbps)_2TX

5700MHz_Adapter

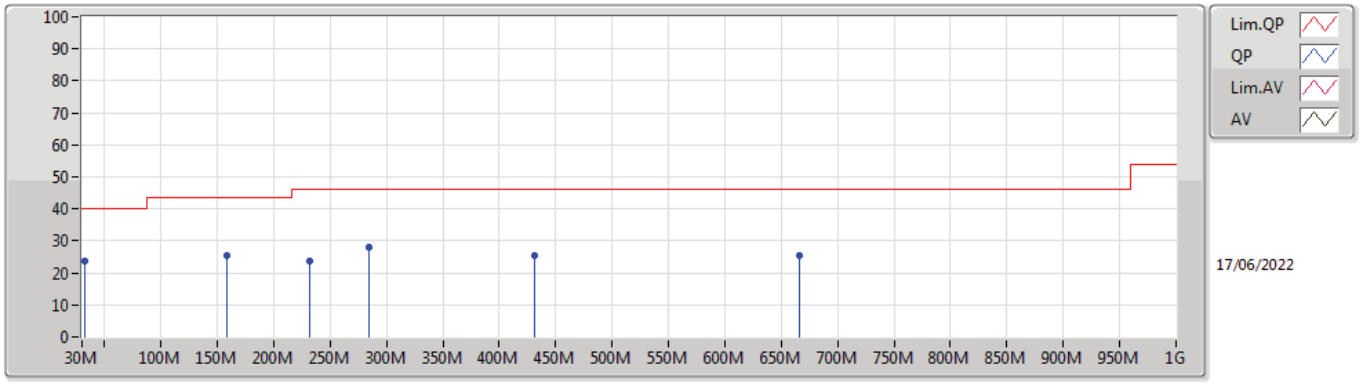

Type	Freq	Level	Limit	Margin	Factor	Dist	Condition	Azimuth	Height	Comment	Raw	AF	CL	PA
	(Hz)	(dBuV/m)	(dBuV/m)	(dB)	(dB)	(m)		(°)	(m)		(dBuV)	(dB)	(dB)	(dB)
PK	31.94M	23.70	40.00	-16.30	-14.06	3	Horizontal	0	1.00	-	37.76	22.61	0.50	37.17
PK	158.04M	25.42	43.50	-18.08	-19.16	3	Horizontal	0	1.00	-	44.58	15.89	1.36	36.41
PK	231.76M	23.55	46.00	-22.45	-19.40	3	Horizontal	0	1.00	-	42.95	15.52	1.48	36.40
PK	284.14M	28.11	46.00	-17.89	-16.70	3	Horizontal	0	1.00	-	44.81	18.08	1.65	36.43
PK	431.58M	25.44	46.00	-20.56	-12.40	3	Horizontal	0	1.00	-	37.84	22.08	2.12	36.60
PK	666.32M	25.55	46.00	-20.45	-8.75	3	Horizontal	0	1.00	-	34.30	25.57	2.91	37.23

802.11a_Nss1,(6Mbps)_2TX

5720MHz Straddle 5.47-5.725GHz_USB

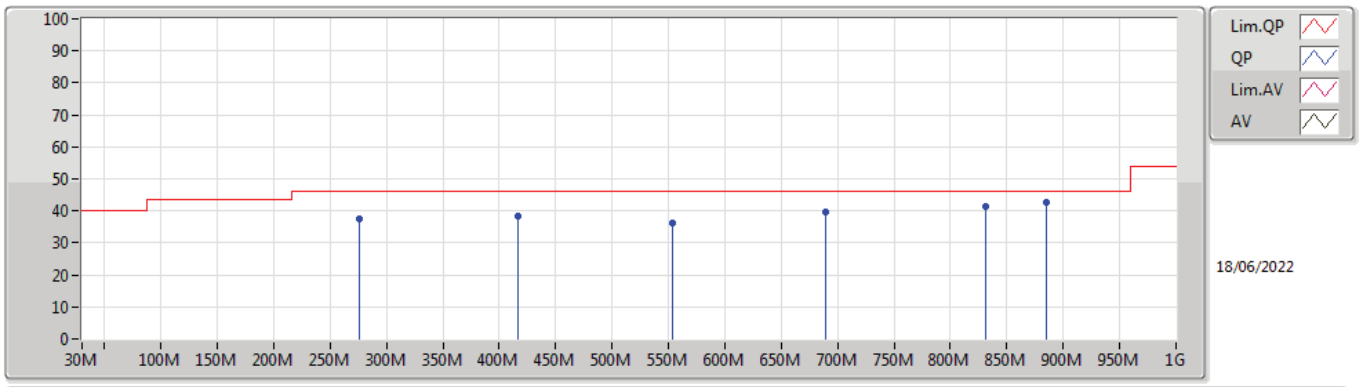

Type	Freq	Level	Limit	Margin	Factor	Dist	Condition	Azimuth	Height	Comment	Raw	AF	CL	PA
	(Hz)	(dBuV/m)	(dBuV/m)	(dB)	(dB)	(m)		(°)	(m)		(dBuV)	(dB)	(dB)	(dB)
PK	276.38M	37.63	46.00	-8.37	-16.88	3	Vertical	0	1.00	-	54.51	17.94	1.62	36.44
PK	416.06M	38.53	46.00	-7.47	-12.85	3	Vertical	0	1.00	-	51.38	21.64	2.06	36.55
PK	553.8M	36.26	46.00	-9.74	-9.63	3	Vertical	0	1.00	-	45.89	24.96	2.54	37.13
PK	689.6M	39.53	46.00	-6.47	-8.64	3	Vertical	0	1.00	-	48.17	25.73	2.94	37.31
PK	831.22M	41.48	46.00	-4.52	-6.40	3	Vertical	0	1.00	-	47.88	27.99	3.17	37.56
PK	885.54M	42.76	46.00	-3.24	-6.09	3	Vertical	0	1.00	-	48.85	28.23	3.28	37.60

802.11a_Nss1,(6Mbps)_2TX

5720MHz Straddle 5.47-5.725GHz_USB

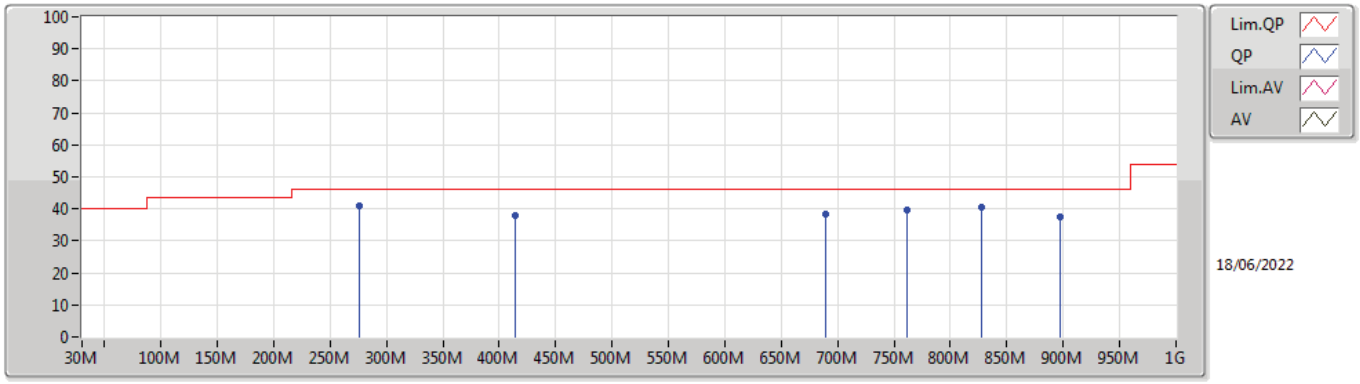

Type	Freq	Level	Limit	Margin	Factor	Dist	Condition	Azimuth	Height	Comment	Raw	AF	CL	PA
	(Hz)	(dBuV/m)	(dBuV/m)	(dB)	(dB)	(m)		(°)	(m)		(dBuV)	(dB)	(dB)	(dB)
PK	276.38M	40.93	46.00	-5.07	-16.88	3	Horizontal	360	1.00	-	57.81	17.94	1.62	36.44
PK	414.12M	37.99	46.00	-8.01	-12.93	3	Horizontal	360	1.00	-	50.92	21.56	2.06	36.55
PK	689.6M	38.37	46.00	-7.63	-8.64	3	Horizontal	360	1.00	-	47.01	25.73	2.94	37.31
PK	761.38M	39.86	46.00	-6.14	-7.09	3	Horizontal	360	1.00	-	46.95	27.27	3.08	37.44
PK	827.34M	40.58	46.00	-5.42	-6.61	3	Horizontal	360	1.00	-	47.19	27.78	3.16	37.55
PK	897.18M	37.64	46.00	-8.36	-6.08	3	Horizontal	360	1.00	-	43.72	28.22	3.30	37.60

802.11a_Nss1,(6Mbps)_2TX

5720MHz Straddle 5.47-5.725GHz_Adapter

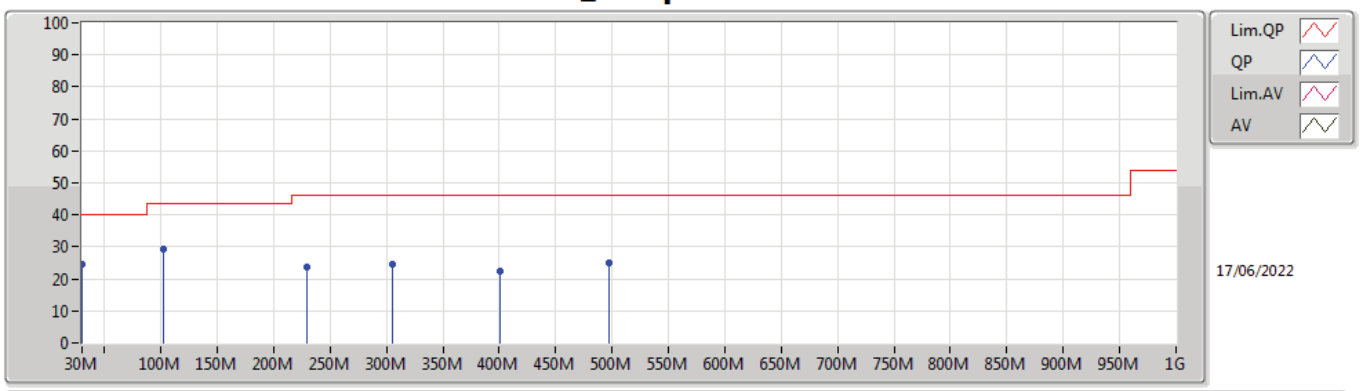

Type	Freq	Level	Limit	Margin	Factor	Dist	Condition	Azimuth	Height	Comment	Raw	AF	CL	PA
	(Hz)	(dBuV/m)	(dBuV/m)	(dB)	(dB)	(m)		(°)	(m)		(dBuV)	(dB)	(dB)	(dB)
PK	30M	24.48	40.00	-15.52	-12.99	3	Vertical	0	1.00	-	37.47	23.73	0.48	37.20
PK	101.78M	29.42	43.50	-14.08	-20.16	3	Vertical	0	1.00	-	49.58	15.51	0.97	36.64
PK	229.82M	23.83	46.00	-22.17	-19.60	3	Vertical	0	1.00	-	43.43	15.33	1.47	36.40
PK	305.48M	24.40	46.00	-21.60	-16.31	3	Vertical	0	1.00	-	40.71	18.38	1.73	36.42
PK	400.54M	22.47	46.00	-23.53	-13.43	3	Vertical	0	1.00	-	35.90	21.07	2.01	36.51
PK	497.54M	25.08	46.00	-20.92	-11.54	3	Vertical	0	1.00	-	36.62	23.09	2.33	36.96

802.11a_Nss1,(6Mbps)_2TX

5720MHz Straddle 5.47-5.725GHz_Adapter

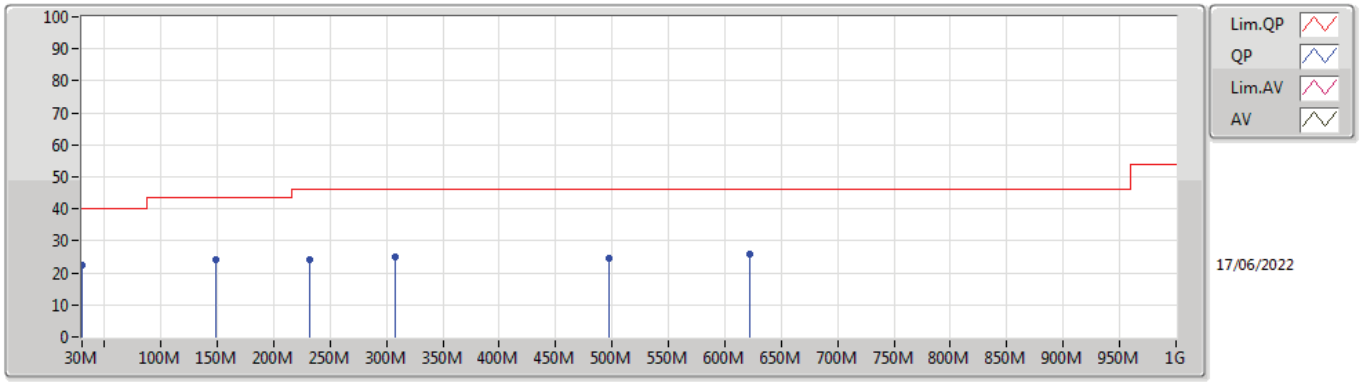

Type	Freq	Level	Limit	Margin	Factor	Dist	Condition	Azimuth	Height	Comment	Raw	AF	CL	PA
	(Hz)	(dBuV/m)	(dBuV/m)	(dB)	(dB)	(m)		(°)	(m)		(dBuV)	(dB)	(dB)	(dB)
PK	30M	22.58	40.00	-17.42	-12.99	3	Horizontal	360	1.00	-	35.57	23.73	0.48	37.20
PK	148.34M	24.05	43.50	-19.45	-18.72	3	Horizontal	360	1.00	-	42.77	16.37	1.34	36.43
PK	231.76M	24.07	46.00	-21.93	-19.40	3	Horizontal	360	1.00	-	43.47	15.52	1.48	36.40
PK	307.42M	24.80	46.00	-21.20	-16.29	3	Horizontal	360	1.00	-	41.09	18.40	1.74	36.43
PK	497.54M	24.63	46.00	-21.37	-11.54	3	Horizontal	360	1.00	-	36.17	23.09	2.33	36.96
PK	621.7M	25.92	46.00	-20.08	-8.92	3	Horizontal	360	1.00	-	34.84	25.44	2.76	37.12

802.11a_Nss1,(6Mbps)_2TX

5745MHz_USB

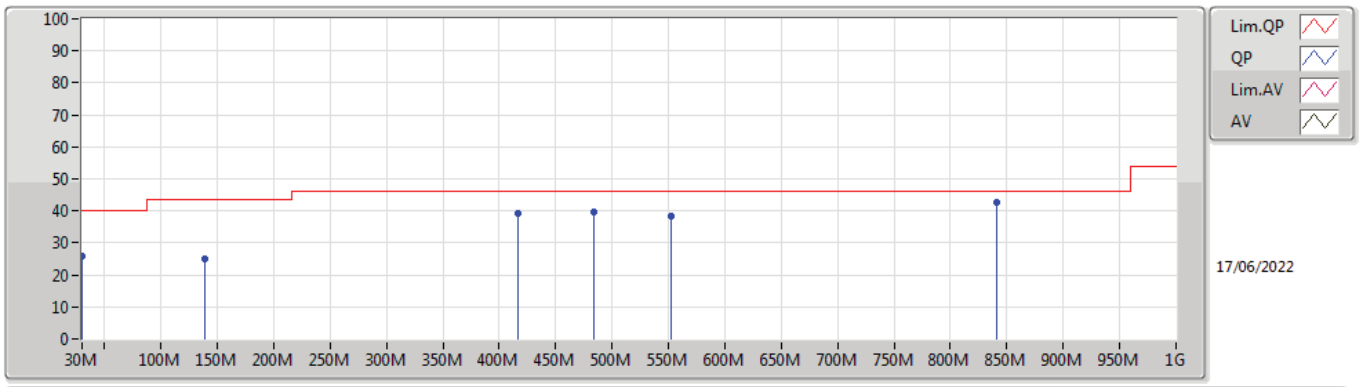

Type	Freq	Level	Limit	Margin	Factor	Dist	Condition	Azimuth	Height	Comment	Raw	AF	CL	PA
	(Hz)	(dBuV/m)	(dBuV/m)	(dB)	(dB)	(m)		(°)	(m)		(dBuV)	(dB)	(dB)	(dB)
PK	30M	25.75	40.00	-14.25	-12.99	3	Vertical	0	1.00	-	38.74	23.73	0.48	37.20
PK	138.64M	25.07	43.50	-18.43	-18.54	3	Vertical	0	1.00	-	43.61	16.61	1.31	36.46
PK	416.06M	39.23	46.00	-6.77	-12.85	3	Vertical	0	1.00	-	52.08	21.64	2.06	36.55
PK	483.96M	39.79	46.00	-6.21	-11.67	3	Vertical	0	1.00	-	51.46	22.91	2.29	36.87
PK	551.86M	38.53	46.00	-7.47	-9.91	3	Vertical	0	1.00	-	48.44	24.69	2.53	37.13
PK	840.92M	42.84	46.00	-3.16	-6.02	3	Vertical	0	1.00	-	48.86	28.39	3.18	37.59

802.11a_Nss1,(6Mbps)_2TX

5745MHz_USB

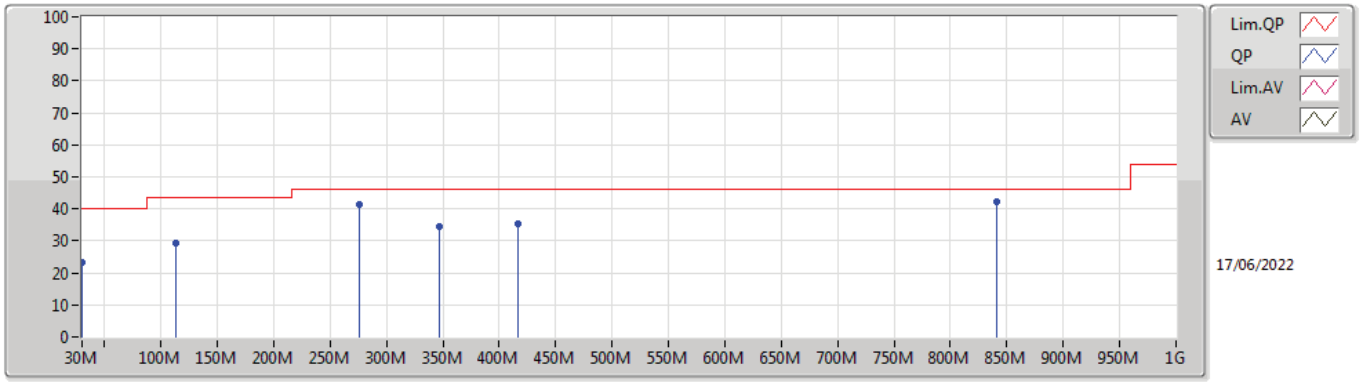

Type	Freq	Level	Limit	Margin	Factor	Dist	Condition	Azimuth	Height	Comment	Raw	AF	CL	PA
	(Hz)	(dBuV/m)	(dBuV/m)	(dB)	(dB)	(m)		(°)	(m)		(dBuV)	(dB)	(dB)	(dB)
PK	30M	23.10	40.00	-16.90	-12.99	3	Horizontal	360	1.00	-	36.09	23.73	0.48	37.20
PK	113.42M	29.21	43.50	-14.29	-19.17	3	Horizontal	360	1.00	-	48.38	16.39	1.07	36.63
PK	276.38M	41.30	46.00	-4.70	-16.88	3	Horizontal	360	1.00	-	58.18	17.94	1.62	36.44
PK	346.22M	34.43	46.00	-11.57	-15.18	3	Horizontal	360	1.00	-	49.61	19.47	1.87	36.52
PK	416.06M	35.14	46.00	-10.86	-12.85	3	Horizontal	360	1.00	-	47.99	21.64	2.06	36.55
PK	840.92M	42.05	46.00	-3.95	-6.02	3	Horizontal	360	1.00	-	48.07	28.39	3.18	37.59

802.11a_Nss1,(6Mbps)_2TX

5745MHz_Adapter

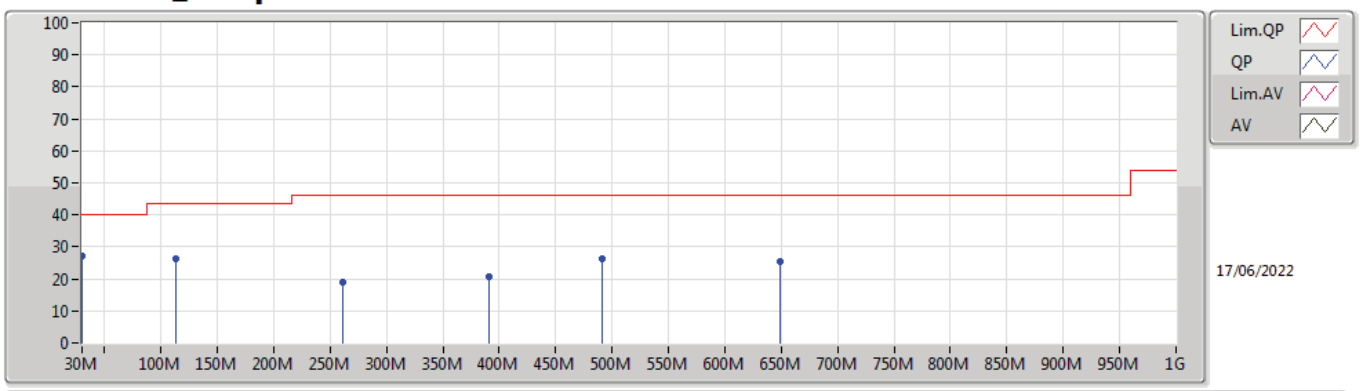

Type	Freq	Level	Limit	Margin	Factor	Dist	Condition	Azimuth	Height	Comment	Raw	AF	CL	PA
	(Hz)	(dBuV/m)	(dBuV/m)	(dB)	(dB)	(m)		(°)	(m)		(dBuV)	(dB)	(dB)	(dB)
PK	30M	27.03	40.00	-12.97	-12.99	3	Vertical	360	1.00	-	40.02	23.73	0.48	37.20
PK	113.42M	26.38	43.50	-17.12	-19.17	3	Vertical	360	1.00	-	45.55	16.39	1.07	36.63
PK	260.86M	19.13	46.00	-26.87	-15.50	3	Vertical	360	1.00	-	34.63	19.39	1.57	36.46
PK	390.84M	20.83	46.00	-25.17	-13.84	3	Vertical	360	1.00	-	34.67	20.68	1.99	36.51
PK	491.72M	26.18	46.00	-19.82	-11.60	3	Vertical	360	1.00	-	37.78	23.02	2.31	36.93
PK	648.86M	25.32	46.00	-20.68	-8.63	3	Vertical	360	1.00	-	33.95	25.67	2.87	37.17

802.11a_Nss1,(6Mbps)_2TX

5745MHz_Adapter

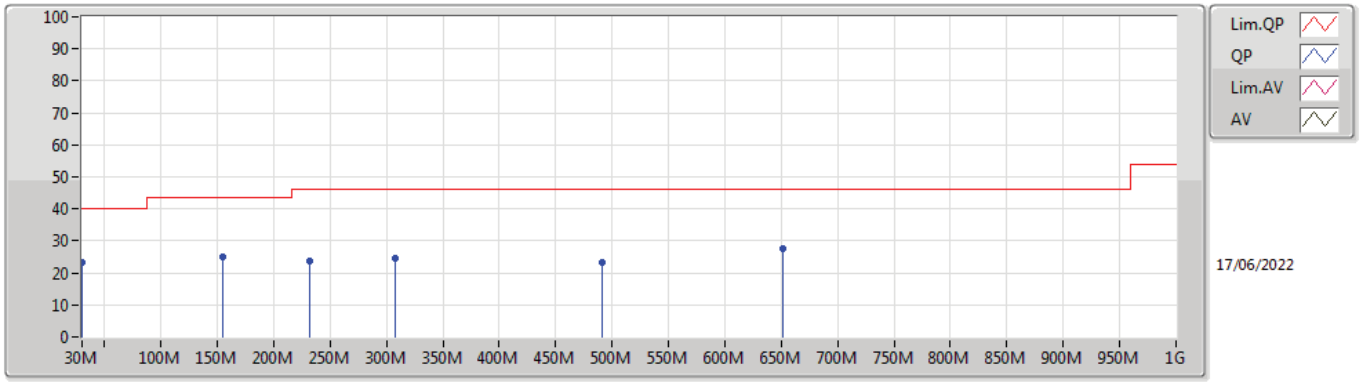

Type	Freq	Level	Limit	Margin	Factor	Dist	Condition	Azimuth	Height	Comment	Raw	AF	CL	PA
	(Hz)	(dBuV/m)	(dBuV/m)	(dB)	(dB)	(m)		(°)	(m)		(dBuV)	(dB)	(dB)	(dB)
PK	30M	23.36	40.00	-16.64	-12.99	3	Horizontal	0	1.00	-	36.35	23.73	0.48	37.20
PK	154.16M	24.90	43.50	-18.60	-18.95	3	Horizontal	0	1.00	-	43.85	16.12	1.35	36.42
PK	231.76M	23.60	46.00	-22.40	-19.40	3	Horizontal	0	1.00	-	43.00	15.52	1.48	36.40
PK	307.42M	24.72	46.00	-21.28	-16.29	3	Horizontal	0	1.00	-	41.01	18.40	1.74	36.43
PK	491.72M	23.22	46.00	-22.78	-11.60	3	Horizontal	0	1.00	-	34.82	23.02	2.31	36.93
PK	650.8M	27.54	46.00	-18.46	-8.64	3	Horizontal	0	1.00	-	36.18	25.65	2.88	37.17

802.11a_Nss1,(6Mbps)_2TX

5785MHz_USB

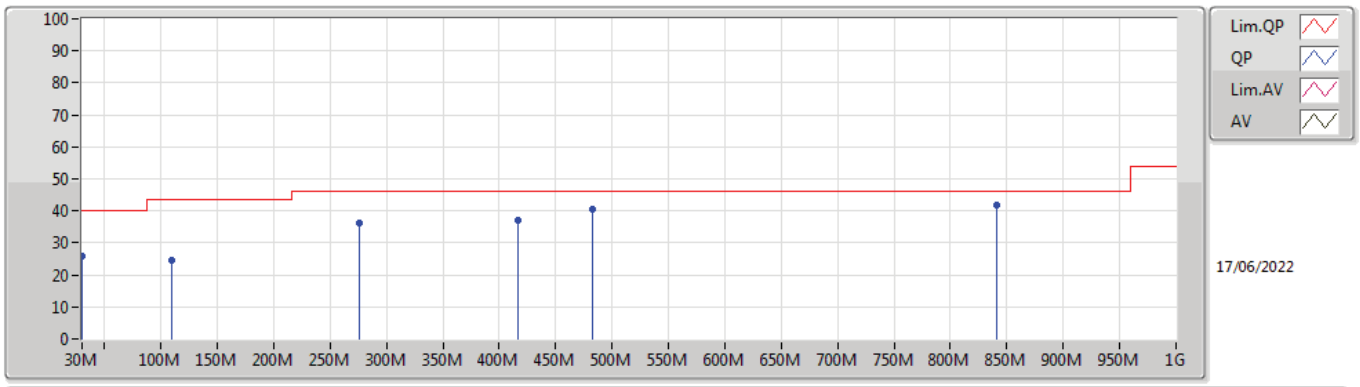

Type	Freq	Level	Limit	Margin	Factor	Dist	Condition	Azimuth	Height	Comment	Raw	AF	CL	PA
	(Hz)	(dBuV/m)	(dBuV/m)	(dB)	(dB)	(m)		(°)	(m)		(dBuV)	(dB)	(dB)	(dB)
PK	30M	25.86	40.00	-14.14	-12.99	3	Vertical	360	1.00	-	38.85	23.73	0.48	37.20
PK	109.54M	24.58	43.50	-18.92	-19.48	3	Vertical	360	1.00	-	44.06	16.11	1.04	36.63
PK	276.38M	36.36	46.00	-9.64	-16.88	3	Vertical	360	1.00	-	53.24	17.94	1.62	36.44
PK	416.06M	36.93	46.00	-9.07	-12.85	3	Vertical	360	1.00	-	49.78	21.64	2.06	36.55
PK	482.02M	40.42	46.00	-5.58	-11.72	3	Vertical	360	1.00	-	52.14	22.86	2.28	36.86
PK	840.92M	42.02	46.00	-3.98	-6.02	3	Vertical	360	1.00	-	48.04	28.39	3.18	37.59

802.11a_Nss1,(6Mbps)_2TX

5785MHz_USB

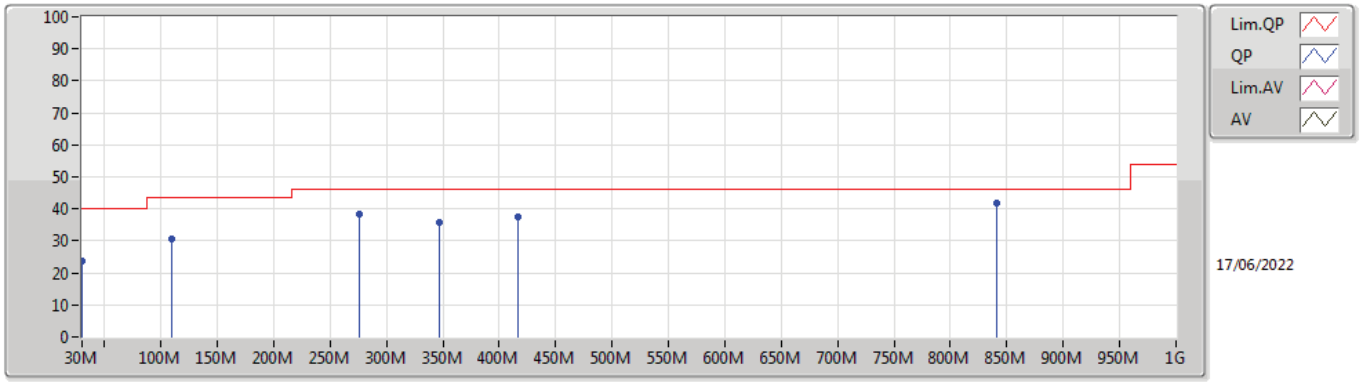

Type	Freq	Level	Limit	Margin	Factor	Dist	Condition	Azimuth	Height	Comment	Raw	AF	CL	PA
	(Hz)	(dBuV/m)	(dBuV/m)	(dB)	(dB)	(m)		(°)	(m)		(dBuV)	(dB)	(dB)	(dB)
PK	30M	23.79	40.00	-16.21	-12.99	3	Horizontal	0	1.00	-	36.78	23.73	0.48	37.20
PK	109.54M	30.44	43.50	-13.06	-19.48	3	Horizontal	0	1.00	-	49.92	16.11	1.04	36.63
PK	276.38M	38.31	46.00	-7.69	-16.88	3	Horizontal	0	1.00	-	55.19	17.94	1.62	36.44
PK	346.22M	35.88	46.00	-10.12	-15.18	3	Horizontal	0	1.00	-	51.06	19.47	1.87	36.52
PK	416.06M	37.57	46.00	-8.43	-12.85	3	Horizontal	0	1.00	-	50.42	21.64	2.06	36.55
PK	840.92M	41.93	46.00	-4.07	-6.02	3	Horizontal	0	1.00	-	47.95	28.39	3.18	37.59

802.11a_Nss1,(6Mbps)_2TX

5785MHz_Adapter

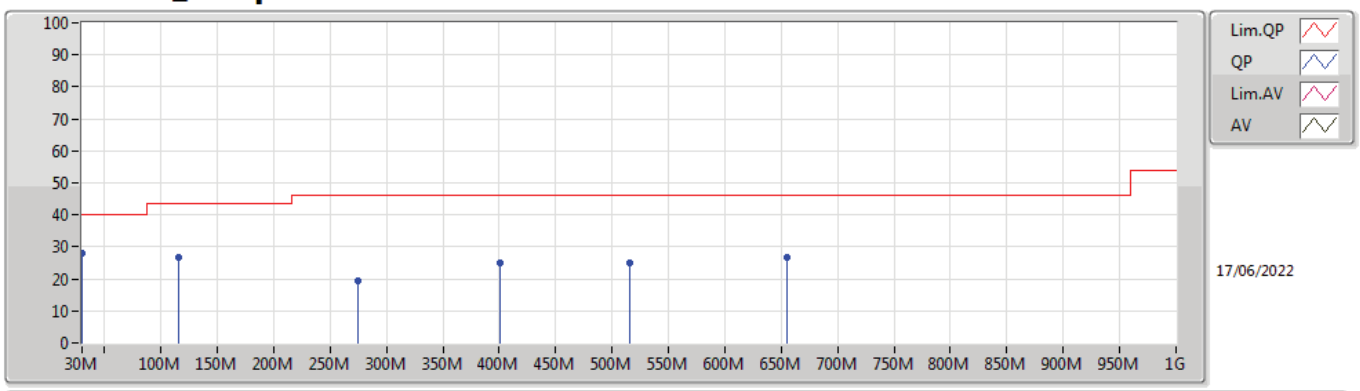

Type	Freq	Level	Limit	Margin	Factor	Dist	Condition	Azimuth	Height	Comment	Raw	AF	CL	PA
	(Hz)	(dBuV/m)	(dBuV/m)	(dB)	(dB)	(m)		(°)	(m)		(dBuV)	(dB)	(dB)	(dB)
PK	30M	28.20	40.00	-11.80	-12.99	3	Vertical	360	1.00	-	41.19	23.73	0.48	37.20
PK	115.36M	26.63	43.50	-16.87	-19.05	3	Vertical	360	1.00	-	45.68	16.49	1.08	36.62
PK	274.44M	19.52	46.00	-26.48	-16.85	3	Vertical	360	1.00	-	36.37	17.98	1.62	36.45
PK	400.54M	25.20	46.00	-20.80	-13.43	3	Vertical	360	1.00	-	38.63	21.07	2.01	36.51
PK	515M	25.12	46.00	-20.88	-11.48	3	Vertical	360	1.00	-	36.60	23.14	2.40	37.02
PK	654.68M	26.68	46.00	-19.32	-8.68	3	Vertical	360	1.00	-	35.36	25.62	2.89	37.19

802.11a_Nss1,(6Mbps)_2TX

5785MHz_Adapter

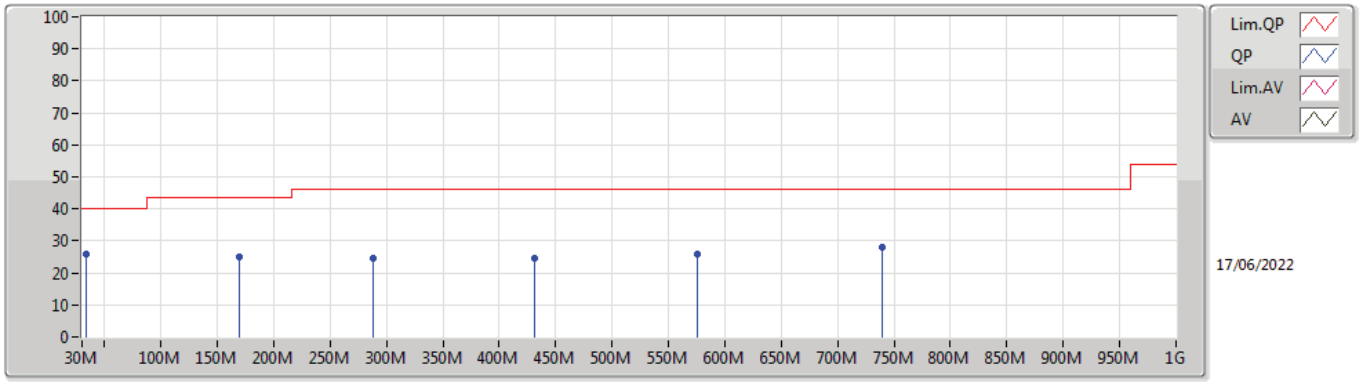

Type	Freq	Level	Limit	Margin	Factor	Dist	Condition	Azimuth	Height	Comment	Raw	AF	CL	PA
	(Hz)	(dBuV/m)	(dBuV/m)	(dB)	(dB)	(m)		(°)	(m)		(dBuV)	(dB)	(dB)	(dB)
PK	33.88M	26.00	40.00	-14.00	-14.97	3	Horizontal	0	1.00	-	40.97	21.66	0.52	37.15
PK	169.68M	25.15	43.50	-18.35	-20.15	3	Horizontal	0	1.00	-	45.30	14.93	1.36	36.44
PK	288.02M	24.45	46.00	-21.55	-16.56	3	Horizontal	0	1.00	-	41.01	18.20	1.67	36.43
PK	431.58M	24.55	46.00	-21.45	-12.40	3	Horizontal	0	1.00	-	36.95	22.08	2.12	36.60
PK	575.14M	25.76	46.00	-20.24	-9.53	3	Horizontal	0	1.00	-	35.29	24.98	2.60	37.11
PK	740.04M	28.22	46.00	-17.78	-7.23	3	Horizontal	0	1.00	-	35.45	27.13	3.05	37.41

802.11a_Nss1,(6Mbps)_2TX

5825MHz_USB

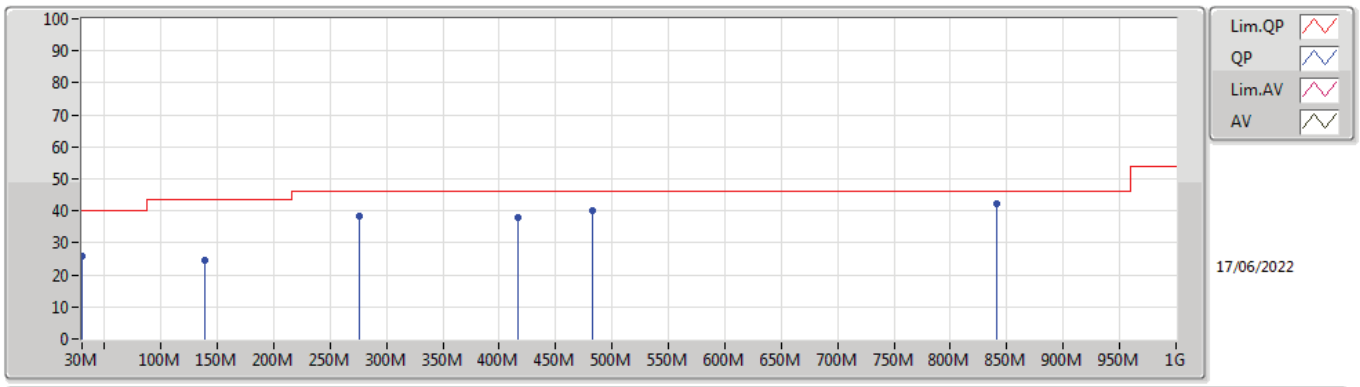

Type	Freq	Level	Limit	Margin	Factor	Dist	Condition	Azimuth	Height	Comment	Raw	AF	CL	PA
	(Hz)	(dBuV/m)	(dBuV/m)	(dB)	(dB)	(m)		(°)	(m)		(dBuV)	(dB)	(dB)	(dB)
PK	30M	25.97	40.00	-14.03	-12.99	3	Vertical	0	1.00	-	38.96	23.73	0.48	37.20
PK	138.64M	24.61	43.50	-18.89	-18.54	3	Vertical	0	1.00	-	43.15	16.61	1.31	36.46
PK	276.38M	38.35	46.00	-7.65	-16.88	3	Vertical	0	1.00	-	55.23	17.94	1.62	36.44
PK	416.06M	38.07	46.00	-7.93	-12.85	3	Vertical	0	1.00	-	50.92	21.64	2.06	36.55
PK	482.02M	40.16	46.00	-5.84	-11.72	3	Vertical	0	1.00	-	51.88	22.86	2.28	36.86
PK	840.92M	42.16	46.00	-3.84	-6.02	3	Vertical	0	1.00	-	48.18	28.39	3.18	37.59

802.11a_Nss1,(6Mbps)_2TX

5825MHz_USB

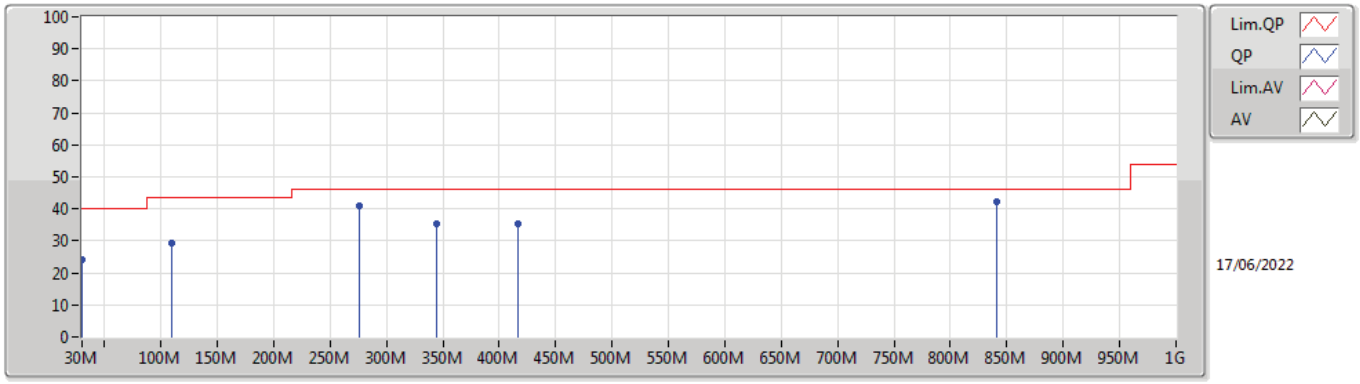

Type	Freq	Level	Limit	Margin	Factor	Dist	Condition	Azimuth	Height	Comment	Raw	AF	CL	PA
	(Hz)	(dBuV/m)	(dBuV/m)	(dB)	(dB)	(m)		(°)	(m)		(dBuV)	(dB)	(dB)	(dB)
PK	30M	23.94	40.00	-16.06	-12.99	3	Horizontal	360	1.00	-	36.93	23.73	0.48	37.20
PK	109.54M	29.34	43.50	-14.16	-19.48	3	Horizontal	360	1.00	-	48.82	16.11	1.04	36.63
PK	276.38M	40.78	46.00	-5.22	-16.88	3	Horizontal	360	1.00	-	57.66	17.94	1.62	36.44
PK	344.28M	35.18	46.00	-10.82	-15.25	3	Horizontal	360	1.00	-	50.43	19.41	1.86	36.52
PK	416.06M	35.50	46.00	-10.50	-12.85	3	Horizontal	360	1.00	-	48.35	21.64	2.06	36.55
PK	840.92M	42.36	46.00	-3.64	-6.02	3	Horizontal	360	1.00	-	48.38	28.39	3.18	37.59

802.11a_Nss1,(6Mbps)_2TX

5825MHz_Adapter

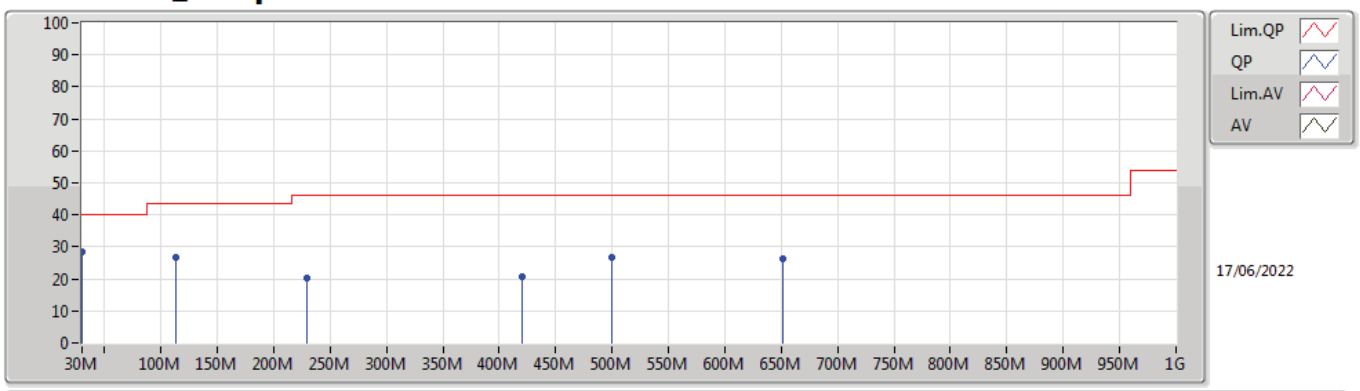

Type	Freq	Level	Limit	Margin	Factor	Dist	Condition	Azimuth	Height	Comment	Raw	AF	CL	PA
	(Hz)	(dBuV/m)	(dBuV/m)	(dB)	(dB)	(m)		(°)	(m)		(dBuV)	(dB)	(dB)	(dB)
PK	30M	28.28	40.00	-11.72	-12.99	3	Vertical	360	1.00	-	41.27	23.73	0.48	37.20
PK	113.42M	26.91	43.50	-16.59	-19.17	3	Vertical	360	1.00	-	46.08	16.39	1.07	36.63
PK	229.82M	20.22	46.00	-25.78	-19.60	3	Vertical	360	1.00	-	39.82	15.33	1.47	36.40
PK	419.94M	20.89	46.00	-25.11	-12.69	3	Vertical	360	1.00	-	33.58	21.80	2.08	36.57
PK	499.48M	26.72	46.00	-19.28	-11.53	3	Vertical	360	1.00	-	38.25	23.11	2.34	36.98
PK	650.8M	26.26	46.00	-19.74	-8.64	3	Vertical	360	1.00	-	34.90	25.65	2.88	37.17

802.11a_Nss1,(6Mbps)_2TX

5825MHz_Adapter

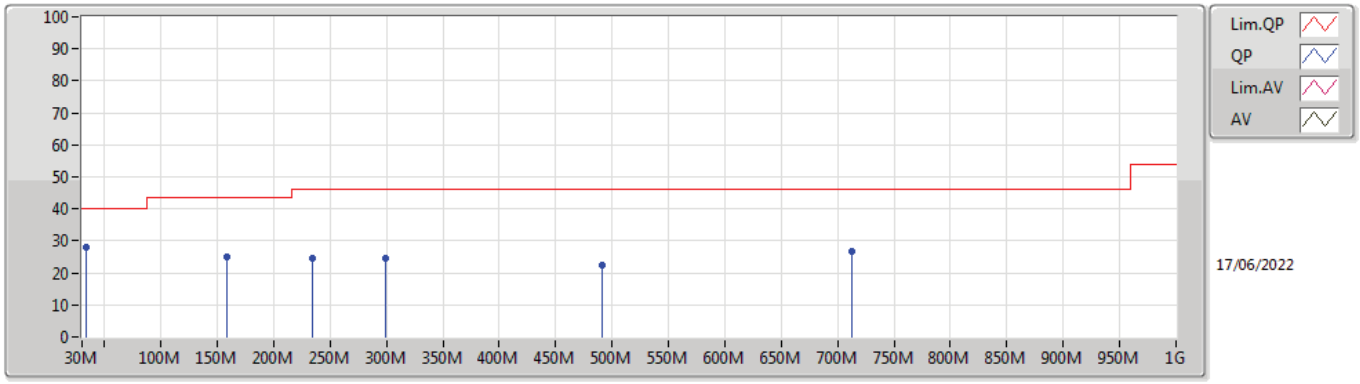

Type	Freq	Level	Limit	Margin	Factor	Dist	Condition	Azimuth	Height	Comment	Raw	AF	CL	PA
	(Hz)	(dBuV/m)	(dBuV/m)	(dB)	(dB)	(m)		(°)	(m)		(dBuV)	(dB)	(dB)	(dB)
PK	33.88M	28.06	40.00	-11.94	-14.97	3	Horizontal	0	1.00	-	43.03	21.66	0.52	37.15
PK	158.04M	25.17	43.50	-18.33	-19.16	3	Horizontal	0	1.00	-	44.33	15.89	1.36	36.41
PK	233.7M	24.44	46.00	-21.56	-19.23	3	Horizontal	0	1.00	-	43.67	15.70	1.48	36.41
PK	299.66M	24.36	46.00	-21.64	-16.32	3	Horizontal	0	1.00	-	40.68	18.38	1.71	36.41
PK	491.72M	22.51	46.00	-23.49	-11.60	3	Horizontal	0	1.00	-	34.11	23.02	2.31	36.93
PK	712.88M	26.68	46.00	-19.32	-8.33	3	Horizontal	0	1.00	-	35.01	26.05	2.99	37.37

802.11ac VHT20_Nss1,(MCS0)_2TX

5180MHz_USB

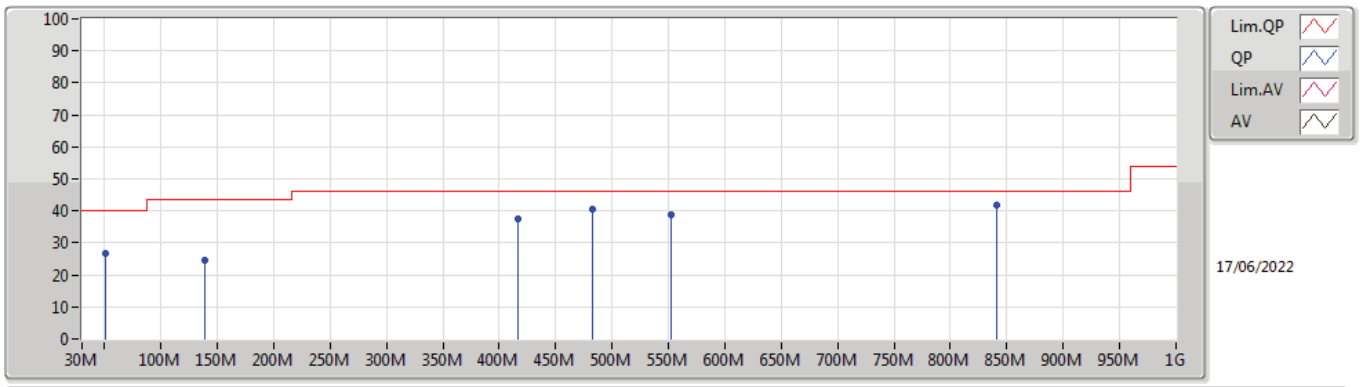

Type	Freq	Level	Limit	Margin	Factor	Dist	Condition	Azimuth	Height	Comment	Raw	AF	CL	PA
	(Hz)	(dBuV/m)	(dBuV/m)	(dB)	(dB)	(m)		(°)	(m)		(dBuV)	(dB)	(dB)	(dB)
PK	51.34M	26.71	40.00	-13.29	-23.59	3	Vertical	360	1.00	-	50.30	12.85	0.65	37.09
PK	138.64M	24.46	43.50	-19.04	-18.54	3	Vertical	360	1.00	-	43.00	16.61	1.31	36.46
PK	416.06M	37.40	46.00	-8.60	-12.85	3	Vertical	360	1.00	-	50.25	21.64	2.06	36.55
PK	482.02M	40.69	46.00	-5.31	-11.72	3	Vertical	360	1.00	-	52.41	22.86	2.28	36.86
PK	551.86M	38.90	46.00	-7.10	-9.91	3	Vertical	360	1.00	-	48.81	24.69	2.53	37.13
PK	840.92M	41.90	46.00	-4.10	-6.02	3	Vertical	360	1.00	-	47.92	28.39	3.18	37.59

802.11ac VHT20_Nss1,(MCS0)_2TX

5180MHz_USB

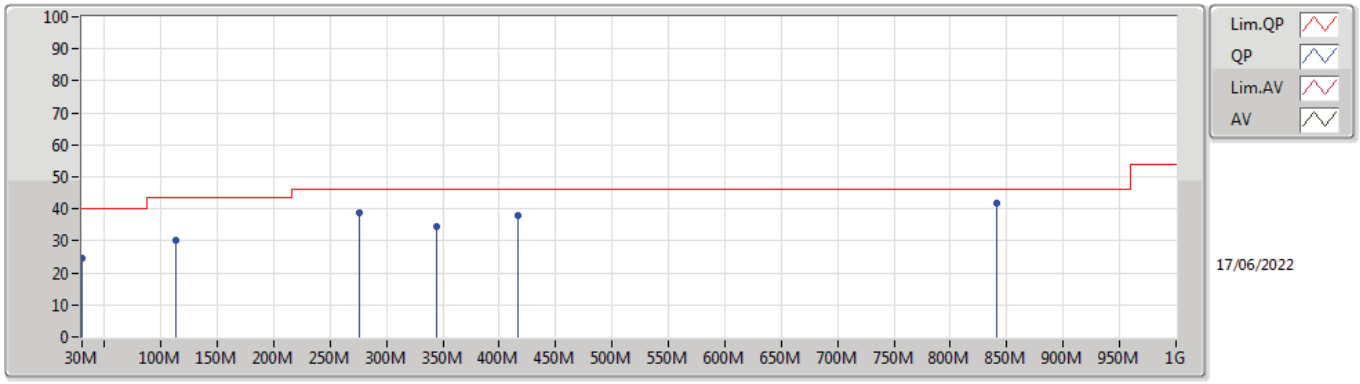

Type	Freq	Level	Limit	Margin	Factor	Dist	Condition	Azimuth	Height	Comment	Raw	AF	CL	PA
	(Hz)	(dBuV/m)	(dBuV/m)	(dB)	(dB)	(m)		(°)	(m)		(dBuV)	(dB)	(dB)	(dB)
PK	30M	24.38	40.00	-15.62	-12.99	3	Horizontal	0	1.00	-	37.37	23.73	0.48	37.20
PK	113.42M	30.31	43.50	-13.19	-19.17	3	Horizontal	0	1.00	-	49.48	16.39	1.07	36.63
PK	276.38M	38.68	46.00	-7.32	-16.88	3	Horizontal	0	1.00	-	55.56	17.94	1.62	36.44
PK	344.28M	34.57	46.00	-11.43	-15.25	3	Horizontal	0	1.00	-	49.82	19.41	1.86	36.52
PK	416.06M	37.75	46.00	-8.25	-12.85	3	Horizontal	0	1.00	-	50.60	21.64	2.06	36.55
PK	840.92M	41.64	46.00	-4.36	-6.02	3	Horizontal	0	1.00	-	47.66	28.39	3.18	37.59

802.11ac VHT20_Nss1,(MCS0)_2TX

5180MHz_Adapter

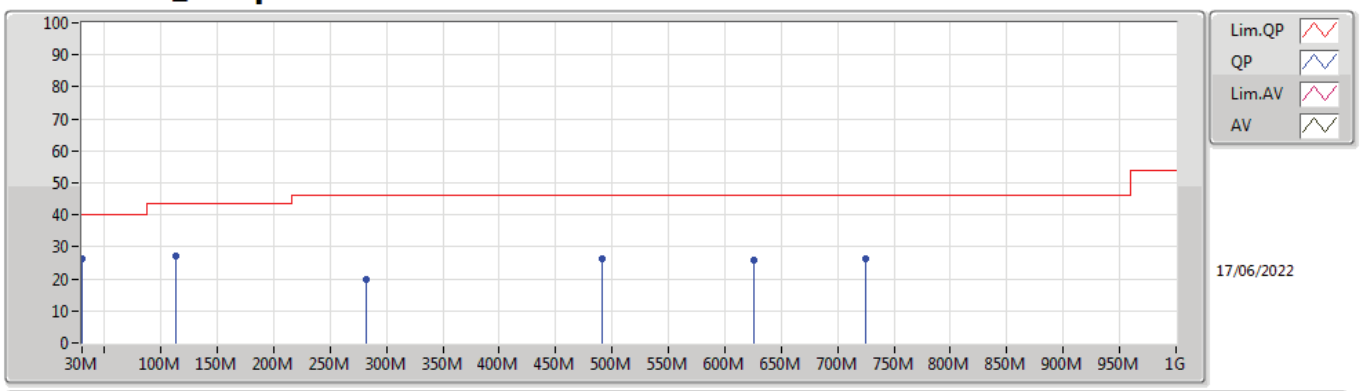

Type	Freq	Level	Limit	Margin	Factor	Dist	Condition	Azimuth	Height	Comment	Raw	AF	CL	PA
	(Hz)	(dBuV/m)	(dBuV/m)	(dB)	(dB)	(m)		(°)	(m)		(dBuV)	(dB)	(dB)	(dB)
PK	30M	26.41	40.00	-13.59	-12.99	3	Vertical	0	1.00	-	39.40	23.73	0.48	37.20
PK	113.42M	27.29	43.50	-16.21	-19.17	3	Vertical	0	1.00	-	46.46	16.39	1.07	36.63
PK	282.2M	19.78	46.00	-26.22	-16.76	3	Vertical	0	1.00	-	36.54	18.02	1.65	36.43
PK	491.72M	26.18	46.00	-19.82	-11.60	3	Vertical	0	1.00	-	37.78	23.02	2.31	36.93
PK	625.58M	26.02	46.00	-19.98	-8.85	3	Vertical	0	1.00	-	34.87	25.51	2.77	37.13
PK	724.52M	26.28	46.00	-19.72	-7.82	3	Vertical	0	1.00	-	34.10	26.56	3.01	37.39

802.11ac VHT20_Nss1,(MCS0)_2TX

5180MHz_Adapter

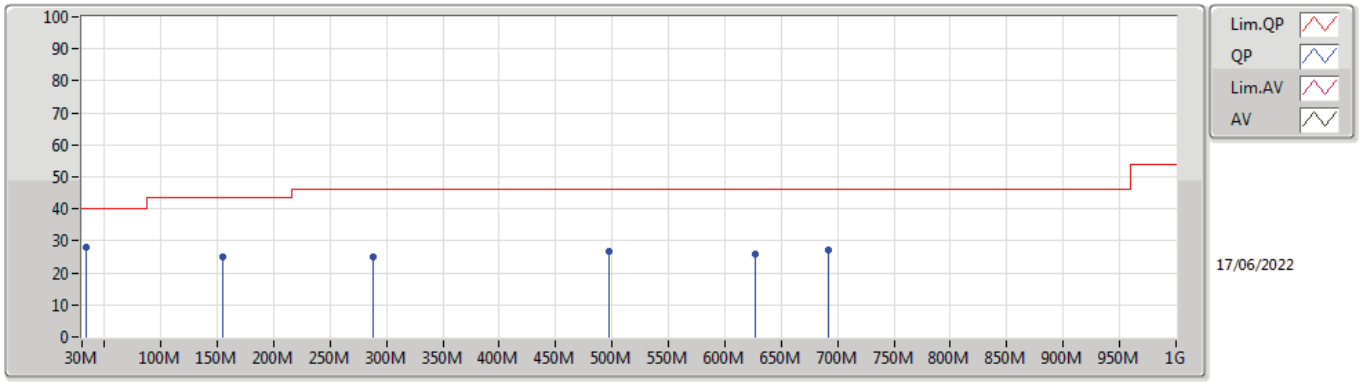

Type	Freq	Level	Limit	Margin	Factor	Dist	Condition	Azimuth	Height	Comment	Raw	AF	CL	PA
	(Hz)	(dBuV/m)	(dBuV/m)	(dB)	(dB)	(m)		(°)	(m)		(dBuV)	(dB)	(dB)	(dB)
PK	33.88M	28.13	40.00	-11.87	-14.97	3	Horizontal	360	1.00	-	43.10	21.66	0.52	37.15
PK	154.16M	25.09	43.50	-18.41	-18.95	3	Horizontal	360	1.00	-	44.04	16.12	1.35	36.42
PK	288.02M	24.92	46.00	-21.08	-16.56	3	Horizontal	360	1.00	-	41.48	18.20	1.67	36.43
PK	497.54M	26.88	46.00	-19.12	-11.54	3	Horizontal	360	1.00	-	38.42	23.09	2.33	36.96
PK	627.52M	25.72	46.00	-20.28	-8.77	3	Horizontal	360	1.00	-	34.49	25.58	2.78	37.13
PK	691.54M	27.06	46.00	-18.94	-8.63	3	Horizontal	360	1.00	-	35.69	25.74	2.95	37.32

802.11ac VHT20_Nss1,(MCS0)_2TX

5200MHz_USB

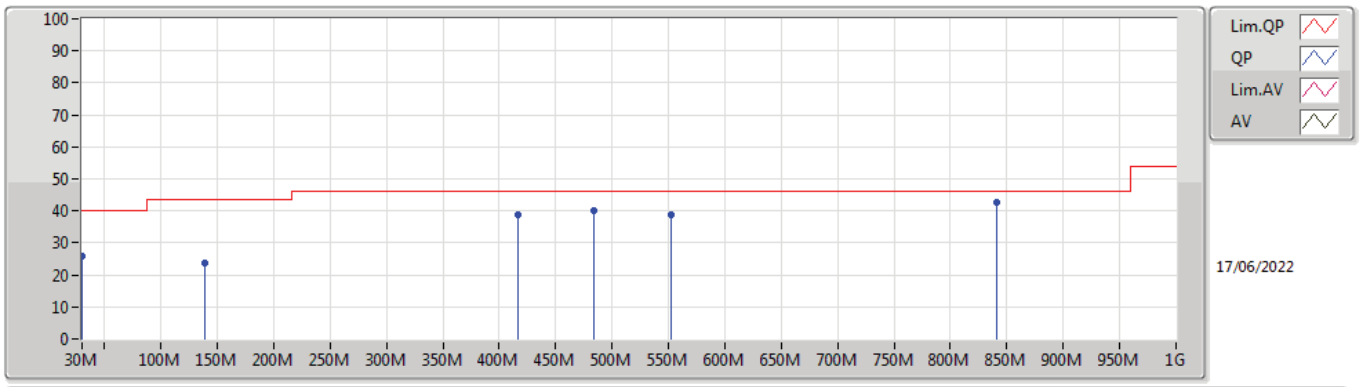

Type	Freq	Level	Limit	Margin	Factor	Dist	Condition	Azimuth	Height	Comment	Raw	AF	CL	PA
	(Hz)	(dBuV/m)	(dBuV/m)	(dB)	(dB)	(m)		(°)	(m)		(dBuV)	(dB)	(dB)	(dB)
PK	30M	25.91	40.00	-14.09	-12.99	3	Vertical	360	1.00	-	38.90	23.73	0.48	37.20
PK	138.64M	23.56	43.50	-19.94	-18.54	3	Vertical	360	1.00	-	42.10	16.61	1.31	36.46
PK	416.06M	38.80	46.00	-7.20	-12.85	3	Vertical	360	1.00	-	51.65	21.64	2.06	36.55
PK	483.96M	40.22	46.00	-5.78	-11.67	3	Vertical	360	1.00	-	51.89	22.91	2.29	36.87
PK	551.86M	38.67	46.00	-7.33	-9.91	3	Vertical	360	1.00	-	48.58	24.69	2.53	37.13
PK	840.92M	42.54	46.00	-3.46	-6.02	3	Vertical	360	1.00	-	48.56	28.39	3.18	37.59

802.11ac VHT20_Nss1,(MCS0)_2TX

5200MHz_USB

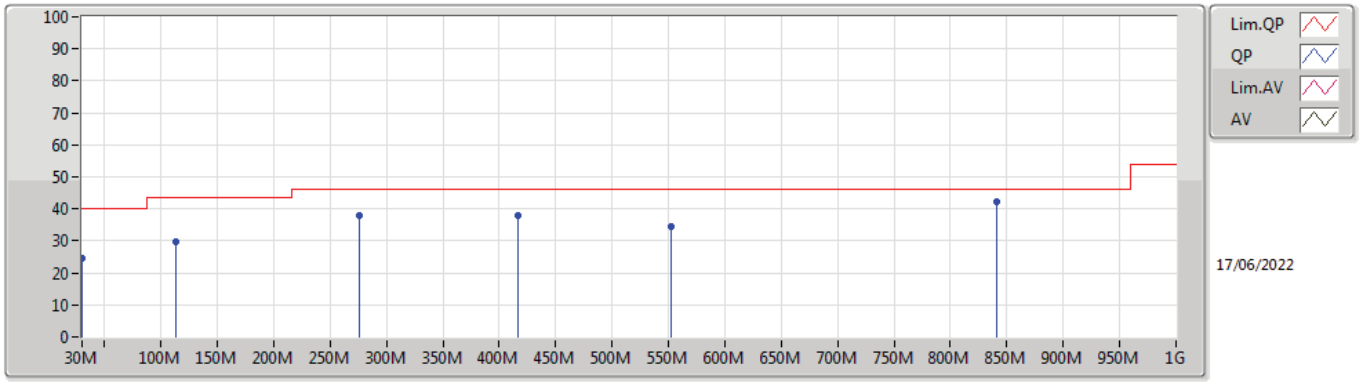

Type	Freq	Level	Limit	Margin	Factor	Dist	Condition	Azimuth	Height	Comment	Raw	AF	CL	PA
	(Hz)	(dBuV/m)	(dBuV/m)	(dB)	(dB)	(m)		(°)	(m)		(dBuV)	(dB)	(dB)	(dB)
PK	30M	24.49	40.00	-15.51	-12.99	3	Horizontal	0	1.00	-	37.48	23.73	0.48	37.20
PK	113.42M	29.72	43.50	-13.78	-19.17	3	Horizontal	0	1.00	-	48.89	16.39	1.07	36.63
PK	276.38M	37.82	46.00	-8.18	-16.88	3	Horizontal	0	1.00	-	54.70	17.94	1.62	36.44
PK	416.06M	37.86	46.00	-8.14	-12.85	3	Horizontal	0	1.00	-	50.71	21.64	2.06	36.55
PK	551.86M	34.37	46.00	-11.63	-9.91	3	Horizontal	0	1.00	-	44.28	24.69	2.53	37.13
PK	840.92M	42.41	46.00	-3.59	-6.02	3	Horizontal	0	1.00	-	48.43	28.39	3.18	37.59

802.11ac VHT20_Nss1,(MCS0)_2TX

5200MHz_Adapter

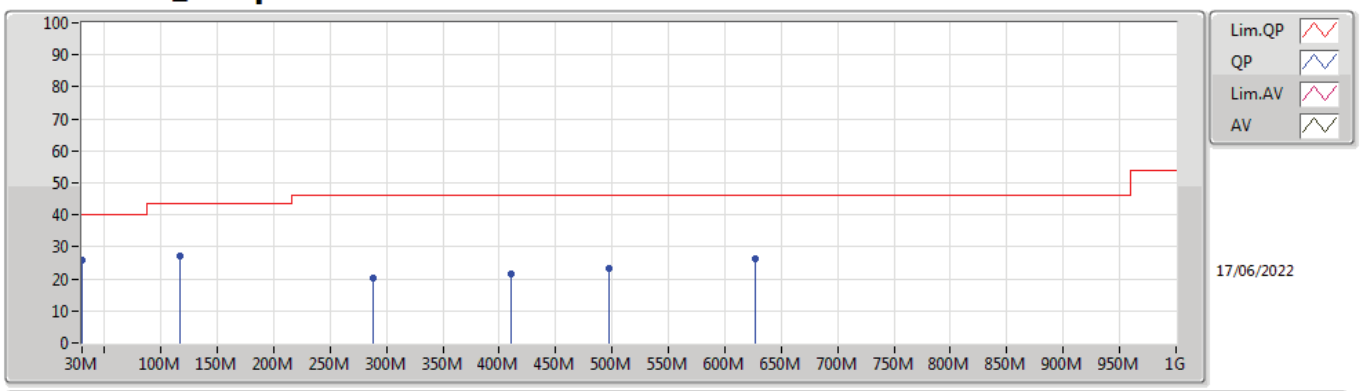

Type	Freq	Level	Limit	Margin	Factor	Dist	Condition	Azimuth	Height	Comment	Raw	AF	CL	PA
	(Hz)	(dBuV/m)	(dBuV/m)	(dB)	(dB)	(m)		(°)	(m)		(dBuV)	(dB)	(dB)	(dB)
PK	30M	26.01	40.00	-13.99	-12.99	3	Vertical	360	1.00	-	39.00	23.73	0.48	37.20
PK	117.3M	27.20	43.50	-16.30	-18.93	3	Vertical	360	1.00	-	46.13	16.59	1.10	36.62
PK	288.02M	20.31	46.00	-25.69	-16.56	3	Vertical	360	1.00	-	36.87	18.20	1.67	36.43
PK	410.24M	21.47	46.00	-24.53	-13.10	3	Vertical	360	1.00	-	34.57	21.40	2.04	36.54
PK	497.54M	23.48	46.00	-22.52	-11.54	3	Vertical	360	1.00	-	35.02	23.09	2.33	36.96
PK	627.52M	26.10	46.00	-19.90	-8.77	3	Vertical	360	1.00	-	34.87	25.58	2.78	37.13

802.11ac VHT20_Nss1,(MCS0)_2TX

5200MHz_Adapter

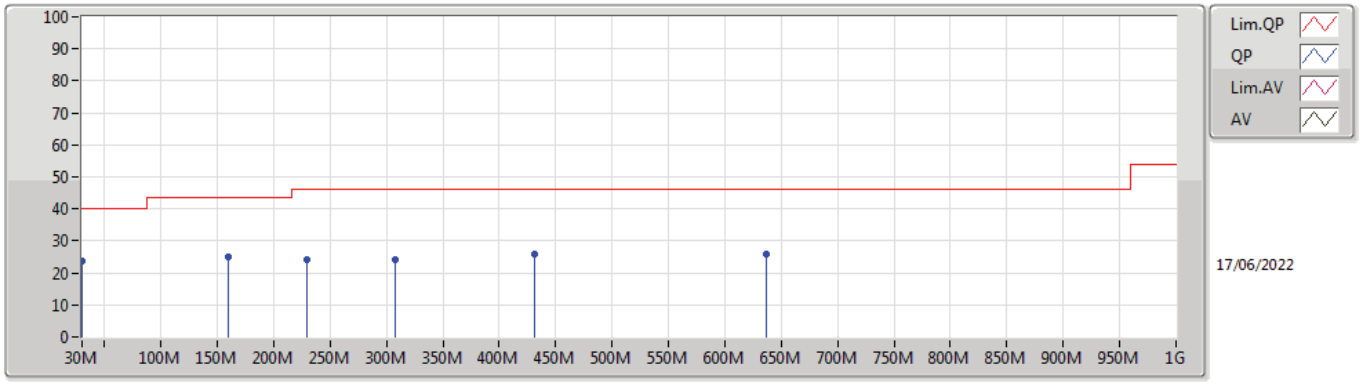

Type	Freq	Level	Limit	Margin	Factor	Dist	Condition	Azimuth	Height	Comment	Raw	AF	CL	PA
	(Hz)	(dBuV/m)	(dBuV/m)	(dB)	(dB)	(m)		(°)	(m)		(dBuV)	(dB)	(dB)	(dB)
PK	30M	23.59	40.00	-16.41	-12.99	3	Horizontal	0	1.00	-	36.58	23.73	0.48	37.20
PK	159.98M	25.10	43.50	-18.40	-19.35	3	Horizontal	0	1.00	-	44.45	15.70	1.36	36.41
PK	229.82M	24.01	46.00	-21.99	-19.60	3	Horizontal	0	1.00	-	43.61	15.33	1.47	36.40
PK	307.42M	24.16	46.00	-21.84	-16.29	3	Horizontal	0	1.00	-	40.45	18.40	1.74	36.43
PK	431.58M	25.66	46.00	-20.34	-12.40	3	Horizontal	0	1.00	-	38.06	22.08	2.12	36.60
PK	637.22M	25.97	46.00	-20.03	-8.59	3	Horizontal	0	1.00	-	34.56	25.74	2.82	37.15

802.11ac VHT20_Nss1,(MCS0)_2TX

5240MHz_USB

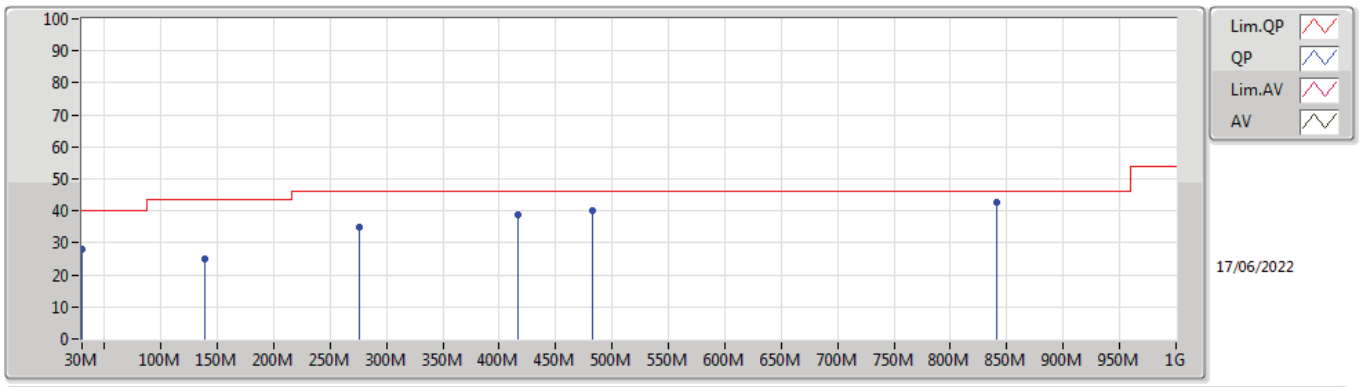

Type	Freq	Level	Limit	Margin	Factor	Dist	Condition	Azimuth	Height	Comment	Raw	AF	CL	PA
	(Hz)	(dBuV/m)	(dBuV/m)	(dB)	(dB)	(m)		(°)	(m)		(dBuV)	(dB)	(dB)	(dB)
PK	30M	28.21	40.00	-11.79	-12.99	3	Vertical	360	1.00	-	41.20	23.73	0.48	37.20
PK	138.64M	25.09	43.50	-18.41	-18.54	3	Vertical	360	1.00	-	43.63	16.61	1.31	36.46
PK	276.38M	34.83	46.00	-11.17	-16.88	3	Vertical	360	1.00	-	51.71	17.94	1.62	36.44
PK	416.06M	38.92	46.00	-7.08	-12.85	3	Vertical	360	1.00	-	51.77	21.64	2.06	36.55
PK	482.02M	40.23	46.00	-5.77	-11.72	3	Vertical	360	1.00	-	51.95	22.86	2.28	36.86
PK	840.92M	42.65	46.00	-3.35	-6.02	3	Vertical	360	1.00	-	48.67	28.39	3.18	37.59

802.11ac VHT20_Nss1,(MCS0)_2TX

5240MHz_USB

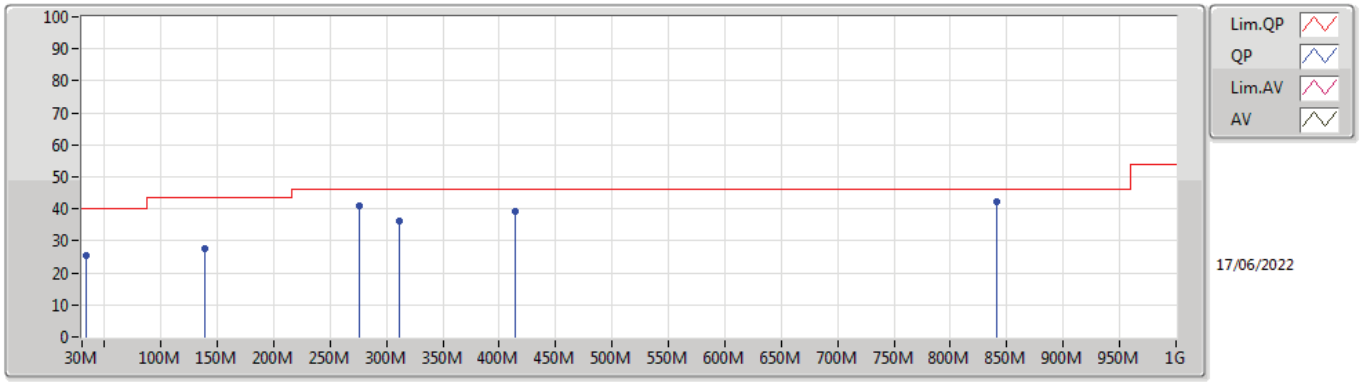

Type	Freq	Level	Limit	Margin	Factor	Dist	Condition	Azimuth	Height	Comment	Raw	AF	CL	PA
	(Hz)	(dBuV/m)	(dBuV/m)	(dB)	(dB)	(m)		(°)	(m)		(dBuV)	(dB)	(dB)	(dB)
PK	33.88M	25.44	40.00	-14.56	-14.97	3	Horizontal	0	1.00	-	40.41	21.66	0.52	37.15
PK	138.64M	27.40	43.50	-16.10	-18.54	3	Horizontal	0	1.00	-	45.94	16.61	1.31	36.46
PK	276.38M	41.02	46.00	-4.98	-16.88	3	Horizontal	0	1.00	-	57.90	17.94	1.62	36.44
PK	311.3M	36.17	46.00	-9.83	-16.25	3	Horizontal	0	1.00	-	52.42	18.44	1.75	36.44
PK	414.12M	39.32	46.00	-6.68	-12.93	3	Horizontal	0	1.00	-	52.25	21.56	2.06	36.55
PK	840.92M	42.06	46.00	-3.94	-6.02	3	Horizontal	0	1.00	-	48.08	28.39	3.18	37.59

802.11ac VHT20_Nss1,(MCS0)_2TX

5240MHz_Adapter

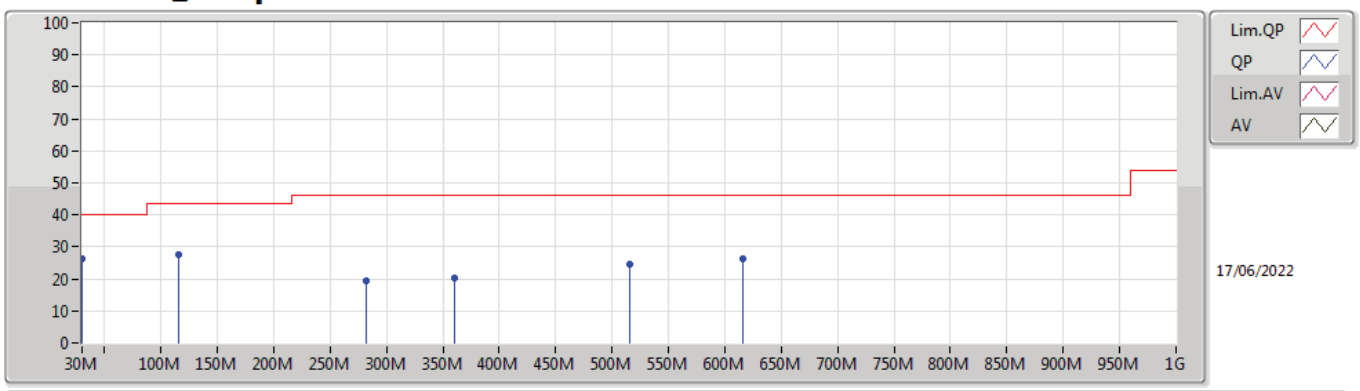

Type	Freq	Level	Limit	Margin	Factor	Dist	Condition	Azimuth	Height	Comment	Raw	AF	CL	PA
	(Hz)	(dBuV/m)	(dBuV/m)	(dB)	(dB)	(m)		(°)	(m)		(dBuV)	(dB)	(dB)	(dB)
PK	30M	26.37	40.00	-13.63	-12.99	3	Vertical	360	1.00	-	39.36	23.73	0.48	37.20
PK	115.36M	27.71	43.50	-15.79	-19.05	3	Vertical	360	1.00	-	46.76	16.49	1.08	36.62
PK	282.2M	19.37	46.00	-26.63	-16.76	3	Vertical	360	1.00	-	36.13	18.02	1.65	36.43
PK	359.8M	20.36	46.00	-25.64	-14.71	3	Vertical	360	1.00	-	35.07	19.91	1.91	36.53
PK	515M	24.67	46.00	-21.33	-11.48	3	Vertical	360	1.00	-	36.15	23.14	2.40	37.02
PK	615.88M	26.08	46.00	-19.92	-9.20	3	Vertical	360	1.00	-	35.28	25.19	2.73	37.12

802.11ac VHT20_Nss1,(MCS0)_2TX

5240MHz_Adapter

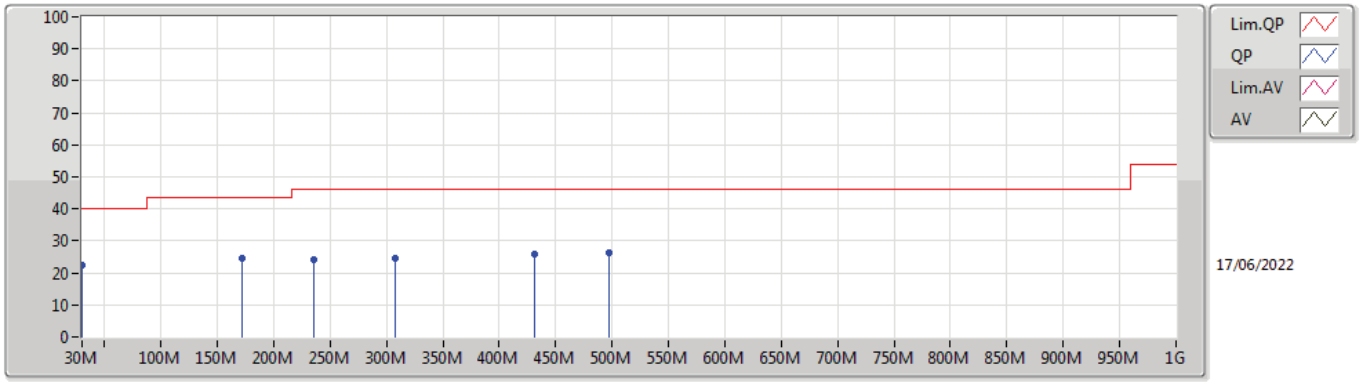

Type	Freq	Level	Limit	Margin	Factor	Dist	Condition	Azimuth	Height	Comment	Raw	AF	CL	PA
	(Hz)	(dBuV/m)	(dBuV/m)	(dB)	(dB)	(m)		(°)	(m)		(dBuV)	(dB)	(dB)	(dB)
PK	30M	22.51	40.00	-17.49	-12.99	3	Horizontal	0	1.00	-	35.50	23.73	0.48	37.20
PK	171.62M	24.36	43.50	-19.14	-20.34	3	Horizontal	0	1.00	-	44.70	14.75	1.36	36.45
PK	235.64M	24.28	46.00	-21.72	-19.03	3	Horizontal	0	1.00	-	43.31	15.90	1.49	36.42
PK	307.42M	24.70	46.00	-21.30	-16.29	3	Horizontal	0	1.00	-	40.99	18.40	1.74	36.43
PK	431.58M	25.74	46.00	-20.26	-12.40	3	Horizontal	0	1.00	-	38.14	22.08	2.12	36.60
PK	497.54M	26.49	46.00	-19.51	-11.54	3	Horizontal	0	1.00	-	38.03	23.09	2.33	36.96

802.11ac VHT20_Nss1,(MCS0)_2TX

5260MHz_USB

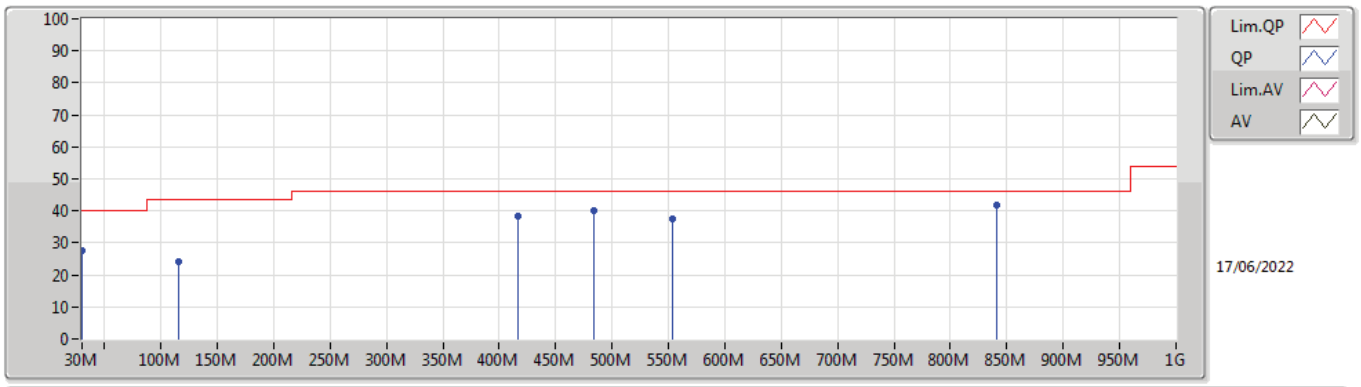

Type	Freq	Level	Limit	Margin	Factor	Dist	Condition	Azimuth	Height	Comment	Raw	AF	CL	PA
	(Hz)	(dBuV/m)	(dBuV/m)	(dB)	(dB)	(m)		(°)	(m)		(dBuV)	(dB)	(dB)	(dB)
PK	30M	27.61	40.00	-12.39	-12.99	3	Vertical	0	1.00	-	40.60	23.73	0.48	37.20
PK	115.36M	24.04	43.50	-19.46	-19.05	3	Vertical	0	1.00	-	43.09	16.49	1.08	36.62
PK	416.06M	38.57	46.00	-7.43	-12.85	3	Vertical	0	1.00	-	51.42	21.64	2.06	36.55
PK	483.96M	40.02	46.00	-5.98	-11.67	3	Vertical	0	1.00	-	51.69	22.91	2.29	36.87
PK	553.8M	37.49	46.00	-8.51	-9.63	3	Vertical	0	1.00	-	47.12	24.96	2.54	37.13
PK	840.92M	42.00	46.00	-4.00	-6.02	3	Vertical	0	1.00	-	48.02	28.39	3.18	37.59

802.11ac VHT20_Nss1,(MCS0)_2TX

5260MHz_USB

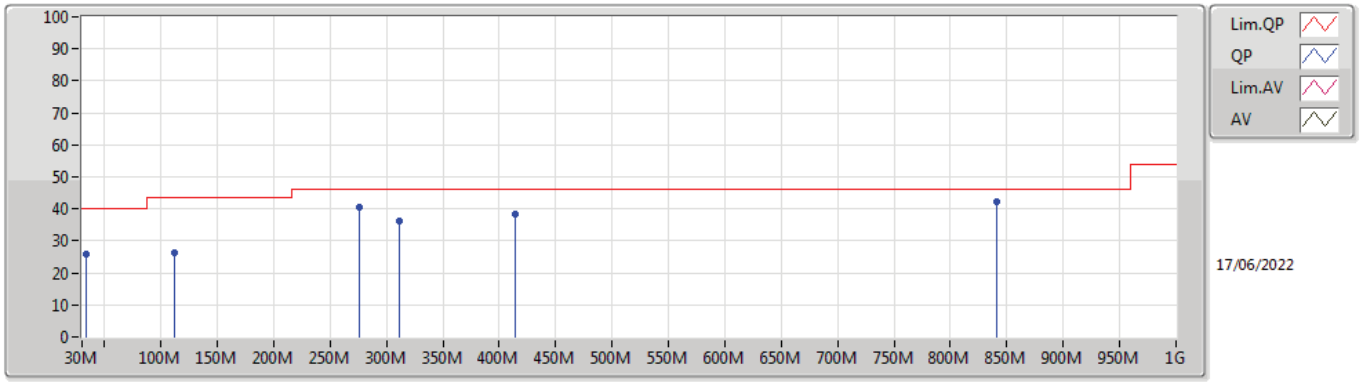

Type	Freq	Level	Limit	Margin	Factor	Dist	Condition	Azimuth	Height	Comment	Raw	AF	CL	PA
	(Hz)	(dBuV/m)	(dBuV/m)	(dB)	(dB)	(m)		(°)	(m)		(dBuV)	(dB)	(dB)	(dB)
PK	33.88M	25.90	40.00	-14.10	-14.97	3	Horizontal	360	1.00	-	40.87	21.66	0.52	37.15
PK	111.48M	26.18	43.50	-17.32	-19.37	3	Horizontal	360	1.00	-	45.55	16.21	1.05	36.63
PK	276.38M	40.42	46.00	-5.58	-16.88	3	Horizontal	360	1.00	-	57.30	17.94	1.62	36.44
PK	311.3M	36.31	46.00	-9.69	-16.25	3	Horizontal	360	1.00	-	52.56	18.44	1.75	36.44
PK	414.12M	38.15	46.00	-7.85	-12.93	3	Horizontal	360	1.00	-	51.08	21.56	2.06	36.55
PK	840.92M	42.44	46.00	-3.56	-6.02	3	Horizontal	360	1.00	-	48.46	28.39	3.18	37.59

802.11ac VHT20_Nss1,(MCS0)_2TX

5260MHz_Adapter

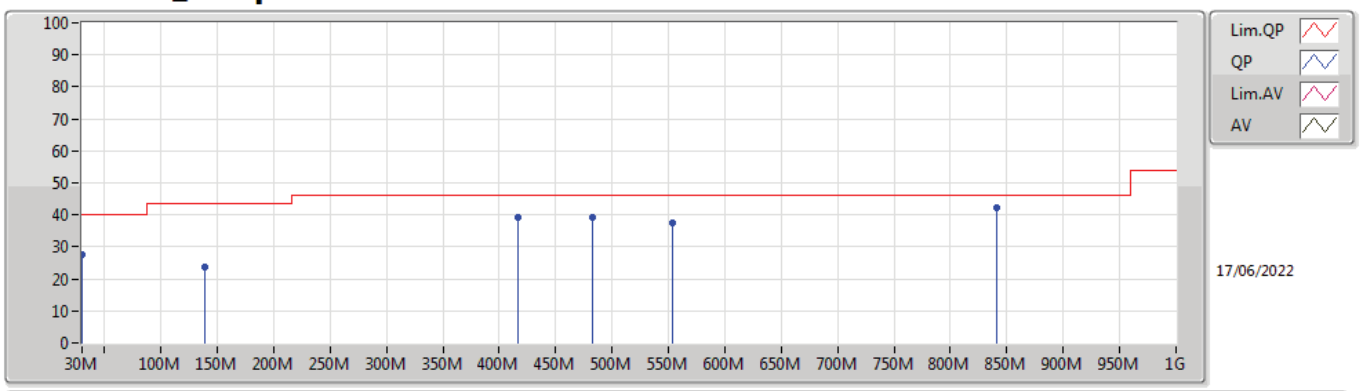

Type	Freq	Level	Limit	Margin	Factor	Dist	Condition	Azimuth	Height	Comment	Raw	AF	CL	PA
	(Hz)	(dBuV/m)	(dBuV/m)	(dB)	(dB)	(m)		(°)	(m)		(dBuV)	(dB)	(dB)	(dB)
PK	30M	27.67	40.00	-12.33	-12.99	3	Vertical	0	1.00	-	40.66	23.73	0.48	37.20
PK	138.64M	23.53	43.50	-19.97	-18.54	3	Vertical	0	1.00	-	42.07	16.61	1.31	36.46
PK	416.06M	39.33	46.00	-6.67	-12.85	3	Vertical	0	1.00	-	52.18	21.64	2.06	36.55
PK	482.02M	39.16	46.00	-6.84	-11.72	3	Vertical	0	1.00	-	50.88	22.86	2.28	36.86
PK	553.8M	37.46	46.00	-8.54	-9.63	3	Vertical	0	1.00	-	47.09	24.96	2.54	37.13
PK	840.92M	42.40	46.00	-3.60	-6.02	3	Vertical	0	1.00	-	48.42	28.39	3.18	37.59

802.11ac VHT20_Nss1,(MCS0)_2TX

5260MHz_Adapter

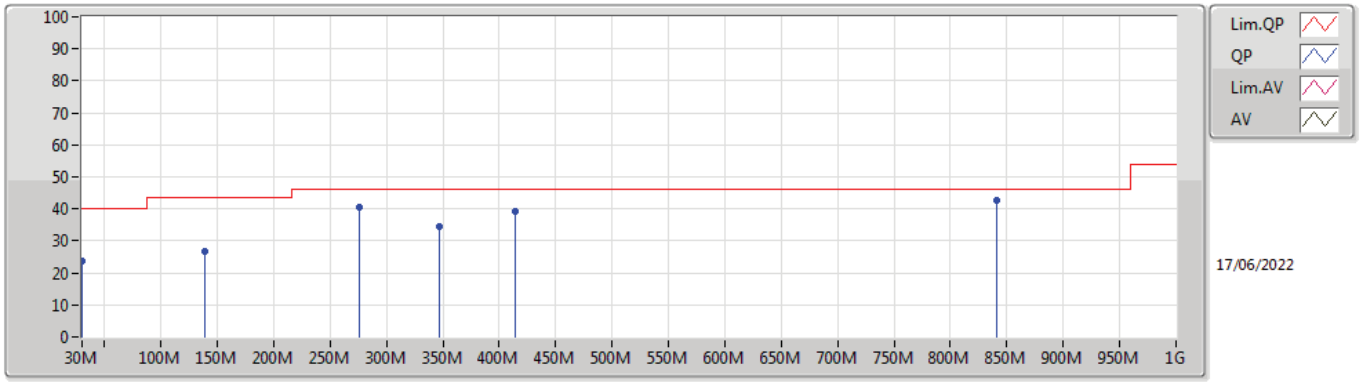

Type	Freq	Level	Limit	Margin	Factor	Dist	Condition	Azimuth	Height	Comment	Raw	AF	CL	PA
	(Hz)	(dBuV/m)	(dBuV/m)	(dB)	(dB)	(m)		(°)	(m)		(dBuV)	(dB)	(dB)	(dB)
PK	30M	23.50	40.00	-16.50	-12.99	3	Horizontal	360	1.00	-	36.49	23.73	0.48	37.20
PK	138.64M	26.62	43.50	-16.88	-18.54	3	Horizontal	360	1.00	-	45.16	16.61	1.31	36.46
PK	276.38M	40.59	46.00	-5.41	-16.88	3	Horizontal	360	1.00	-	57.47	17.94	1.62	36.44
PK	346.22M	34.66	46.00	-11.34	-15.18	3	Horizontal	360	1.00	-	49.84	19.47	1.87	36.52
PK	414.12M	39.14	46.00	-6.86	-12.93	3	Horizontal	360	1.00	-	52.07	21.56	2.06	36.55
PK	840.92M	42.50	46.00	-3.50	-6.02	3	Horizontal	360	1.00	-	48.52	28.39	3.18	37.59

802.11ac VHT20_Nss1,(MCS0)_2TX

5300MHz_USB

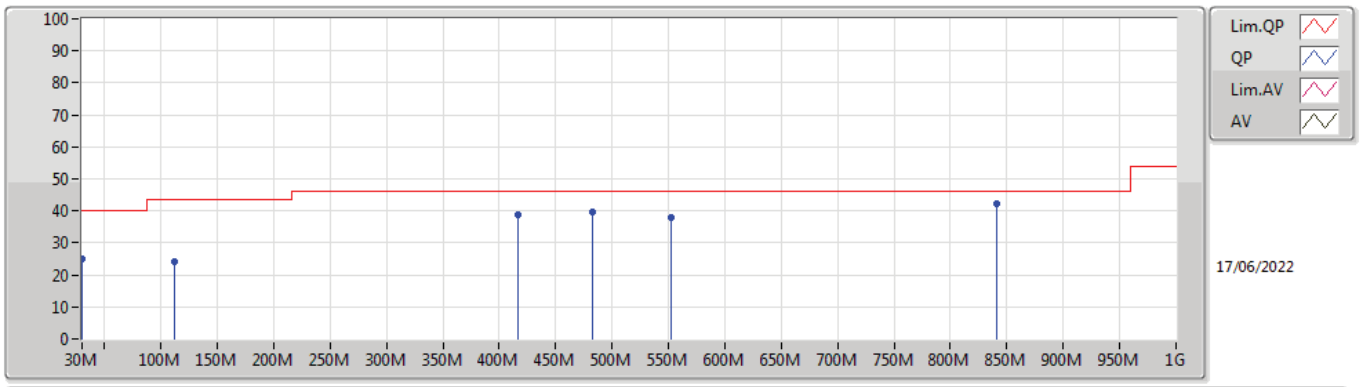

Type	Freq	Level	Limit	Margin	Factor	Dist	Condition	Azimuth	Height	Comment	Raw	AF	CL	PA
	(Hz)	(dBuV/m)	(dBuV/m)	(dB)	(dB)	(m)		(°)	(m)		(dBuV)	(dB)	(dB)	(dB)
PK	30M	25.20	40.00	-14.80	-12.99	3	Vertical	360	1.00	-	38.19	23.73	0.48	37.20
PK	111.48M	24.22	43.50	-19.28	-19.37	3	Vertical	360	1.00	-	43.59	16.21	1.05	36.63
PK	416.06M	38.65	46.00	-7.35	-12.85	3	Vertical	360	1.00	-	51.50	21.64	2.06	36.55
PK	482.02M	39.66	46.00	-6.34	-11.72	3	Vertical	360	1.00	-	51.38	22.86	2.28	36.86
PK	551.86M	37.90	46.00	-8.10	-9.91	3	Vertical	360	1.00	-	47.81	24.69	2.53	37.13
PK	840.92M	42.26	46.00	-3.74	-6.02	3	Vertical	360	1.00	-	48.28	28.39	3.18	37.59

802.11ac VHT20_Nss1,(MCS0)_2TX

5300MHz_USB

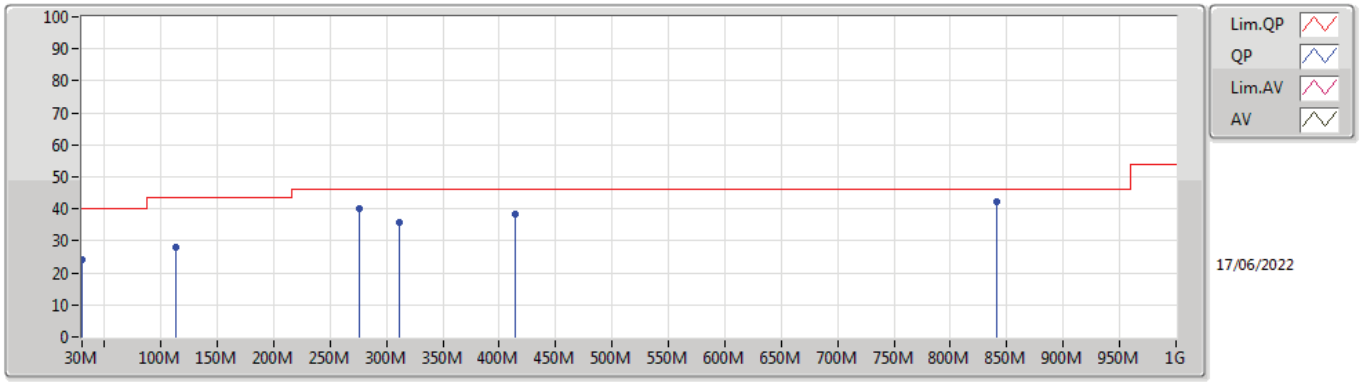

Type	Freq	Level	Limit	Margin	Factor	Dist	Condition	Azimuth	Height	Comment	Raw	AF	CL	PA
	(Hz)	(dBuV/m)	(dBuV/m)	(dB)	(dB)	(m)		(°)	(m)		(dBuV)	(dB)	(dB)	(dB)
PK	30M	23.93	40.00	-16.07	-12.99	3	Horizontal	0	1.00	-	36.92	23.73	0.48	37.20
PK	113.42M	27.95	43.50	-15.55	-19.17	3	Horizontal	0	1.00	-	47.12	16.39	1.07	36.63
PK	276.38M	40.21	46.00	-5.79	-16.88	3	Horizontal	0	1.00	-	57.09	17.94	1.62	36.44
PK	311.3M	35.59	46.00	-10.41	-16.25	3	Horizontal	0	1.00	-	51.84	18.44	1.75	36.44
PK	414.12M	38.15	46.00	-7.85	-12.93	3	Horizontal	0	1.00	-	51.08	21.56	2.06	36.55
PK	840.92M	42.18	46.00	-3.82	-6.02	3	Horizontal	0	1.00	-	48.20	28.39	3.18	37.59

802.11ac VHT20_Nss1,(MCS0)_2TX

5300MHz_Adapter

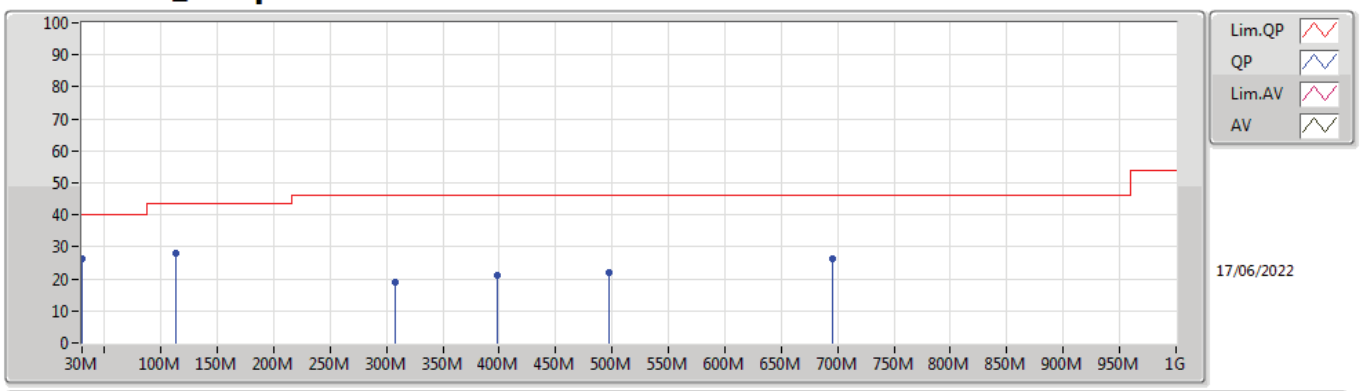

Type	Freq	Level	Limit	Margin	Factor	Dist	Condition	Azimuth	Height	Comment	Raw	AF	CL	PA
	(Hz)	(dBuV/m)	(dBuV/m)	(dB)	(dB)	(m)		(°)	(m)		(dBuV)	(dB)	(dB)	(dB)
PK	30M	26.14	40.00	-13.86	-12.99	3	Vertical	0	1.00	-	39.13	23.73	0.48	37.20
PK	113.42M	27.93	43.50	-15.57	-19.17	3	Vertical	0	1.00	-	47.10	16.39	1.07	36.63
PK	307.42M	18.99	46.00	-27.01	-16.29	3	Vertical	0	1.00	-	35.28	18.40	1.74	36.43
PK	398.6M	20.94	46.00	-25.06	-13.52	3	Vertical	0	1.00	-	34.46	20.98	2.01	36.51
PK	497.54M	22.19	46.00	-23.81	-11.54	3	Vertical	0	1.00	-	33.73	23.09	2.33	36.96
PK	695.42M	26.42	46.00	-19.58	-8.62	3	Vertical	0	1.00	-	35.04	25.76	2.95	37.33

802.11ac VHT20_Nss1,(MCS0)_2TX

5300MHz_Adapter

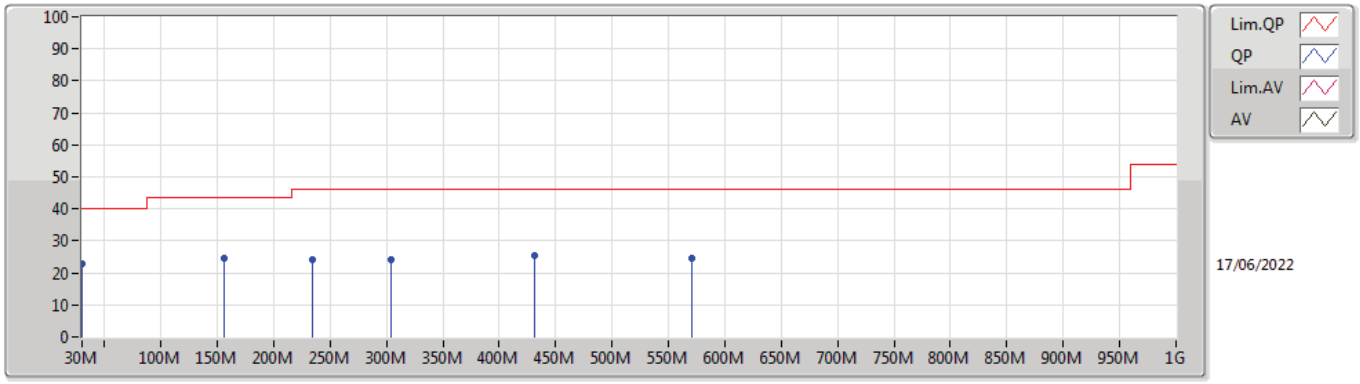

Type	Freq	Level	Limit	Margin	Factor	Dist	Condition	Azimuth	Height	Comment	Raw	AF	CL	PA
	(Hz)	(dBuV/m)	(dBuV/m)	(dB)	(dB)	(m)		(°)	(m)		(dBuV)	(dB)	(dB)	(dB)
PK	30M	22.66	40.00	-17.34	-12.99	3	Horizontal	360	1.00	-	35.65	23.73	0.48	37.20
PK	156.1M	24.70	43.50	-18.80	-19.11	3	Horizontal	360	1.00	-	43.81	15.96	1.35	36.42
PK	233.7M	24.27	46.00	-21.73	-19.23	3	Horizontal	360	1.00	-	43.50	15.70	1.48	36.41
PK	303.54M	23.98	46.00	-22.02	-16.32	3	Horizontal	360	1.00	-	40.30	18.38	1.72	36.42
PK	431.58M	25.23	46.00	-20.77	-12.40	3	Horizontal	360	1.00	-	37.63	22.08	2.12	36.60
PK	571.26M	24.58	46.00	-21.42	-9.43	3	Horizontal	360	1.00	-	34.01	25.09	2.59	37.11

802.11ac VHT20_Nss1,(MCS0)_2TX

5320MHz_USB

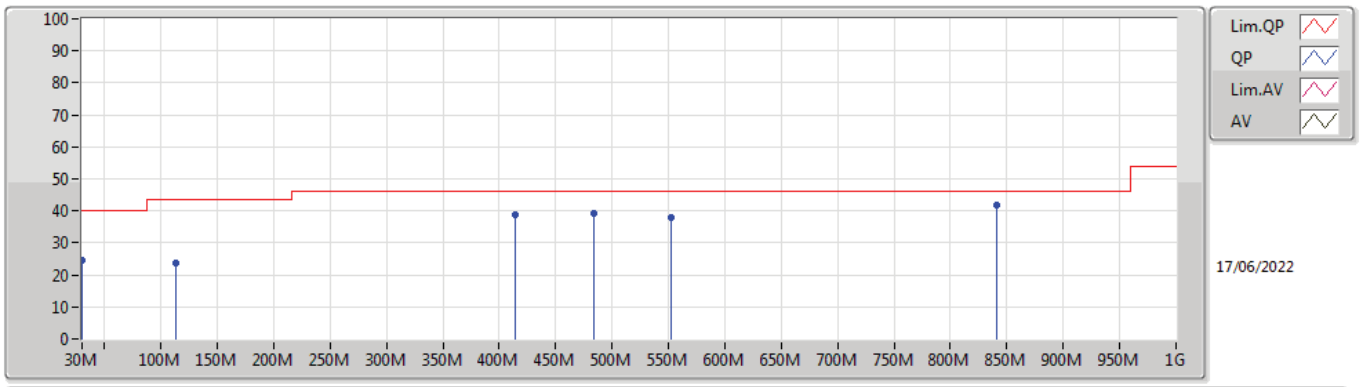

Type	Freq	Level	Limit	Margin	Factor	Dist	Condition	Azimuth	Height	Comment	Raw	AF	CL	PA
	(Hz)	(dBuV/m)	(dBuV/m)	(dB)	(dB)	(m)		(°)	(m)		(dBuV)	(dB)	(dB)	(dB)
PK	30M	24.70	40.00	-15.30	-12.99	3	Vertical	0	1.00	-	37.69	23.73	0.48	37.20
PK	113.42M	23.77	43.50	-19.73	-19.17	3	Vertical	0	1.00	-	42.94	16.39	1.07	36.63
PK	414.12M	38.78	46.00	-7.22	-12.93	3	Vertical	0	1.00	-	51.71	21.56	2.06	36.55
PK	483.96M	39.10	46.00	-6.90	-11.67	3	Vertical	0	1.00	-	50.77	22.91	2.29	36.87
PK	551.86M	37.85	46.00	-8.15	-9.91	3	Vertical	0	1.00	-	47.76	24.69	2.53	37.13
PK	840.92M	41.75	46.00	-4.25	-6.02	3	Vertical	0	1.00	-	47.77	28.39	3.18	37.59

802.11ac VHT20_Nss1,(MCS0)_2TX

5320MHz_USB

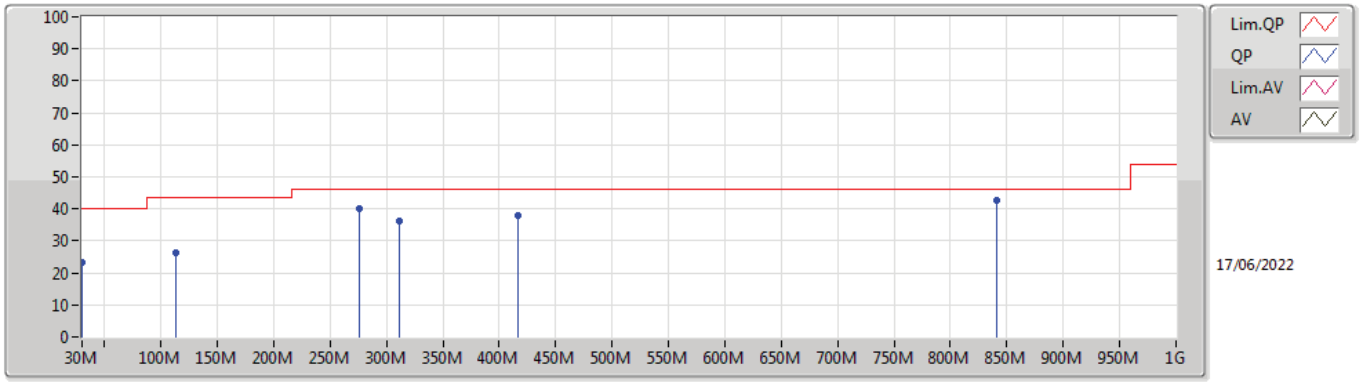

Type	Freq	Level	Limit	Margin	Factor	Dist	Condition	Azimuth	Height	Comment	Raw	AF	CL	PA
	(Hz)	(dBuV/m)	(dBuV/m)	(dB)	(dB)	(m)		(°)	(m)		(dBuV)	(dB)	(dB)	(dB)
PK	30M	23.13	40.00	-16.87	-12.99	3	Horizontal	360	1.00	-	36.12	23.73	0.48	37.20
PK	113.42M	26.11	43.50	-17.39	-19.17	3	Horizontal	360	1.00	-	45.28	16.39	1.07	36.63
PK	276.38M	40.28	46.00	-5.72	-16.88	3	Horizontal	360	1.00	-	57.16	17.94	1.62	36.44
PK	311.3M	36.04	46.00	-9.96	-16.25	3	Horizontal	360	1.00	-	52.29	18.44	1.75	36.44
PK	416.06M	38.04	46.00	-7.96	-12.85	3	Horizontal	360	1.00	-	50.89	21.64	2.06	36.55
PK	840.92M	42.49	46.00	-3.51	-6.02	3	Horizontal	360	1.00	-	48.51	28.39	3.18	37.59

802.11ac VHT20_Nss1,(MCS0)_2TX

5320MHz_Adapter

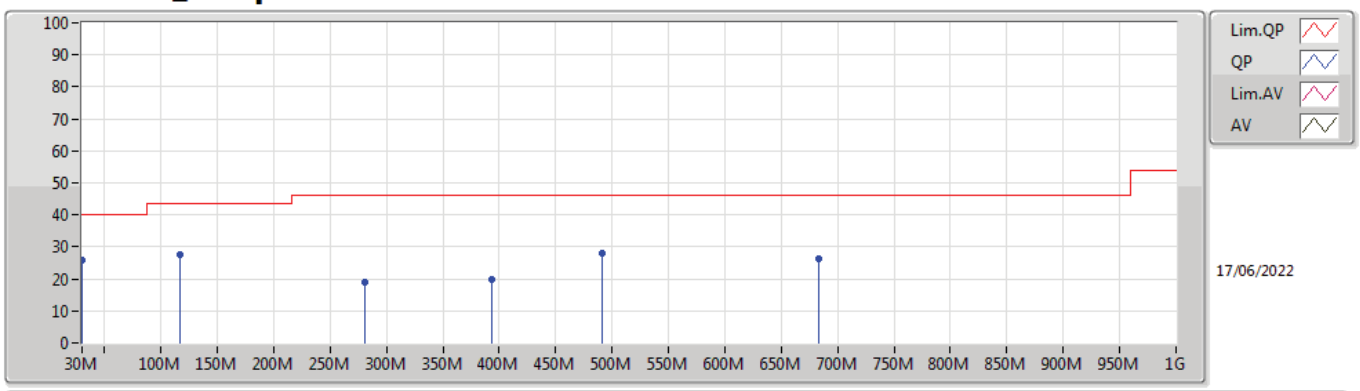

Type	Freq	Level	Limit	Margin	Factor	Dist	Condition	Azimuth	Height	Comment	Raw	AF	CL	PA
	(Hz)	(dBuV/m)	(dBuV/m)	(dB)	(dB)	(m)		(°)	(m)		(dBuV)	(dB)	(dB)	(dB)
PK	30M	26.01	40.00	-13.99	-12.99	3	Vertical	360	1.00	-	39.00	23.73	0.48	37.20
PK	117.3M	27.71	43.50	-15.79	-18.93	3	Vertical	360	1.00	-	46.64	16.59	1.10	36.62
PK	280.26M	18.88	46.00	-27.12	-16.84	3	Vertical	360	1.00	-	35.72	17.96	1.64	36.44
PK	392.78M	19.94	46.00	-26.06	-13.79	3	Vertical	360	1.00	-	33.73	20.73	1.99	36.51
PK	491.72M	28.17	46.00	-17.83	-11.60	3	Vertical	360	1.00	-	39.77	23.02	2.31	36.93
PK	683.78M	26.14	46.00	-19.86	-8.68	3	Vertical	360	1.00	-	34.82	25.68	2.93	37.29

802.11ac VHT20_Nss1,(MCS0)_2TX

5320MHz_Adapter

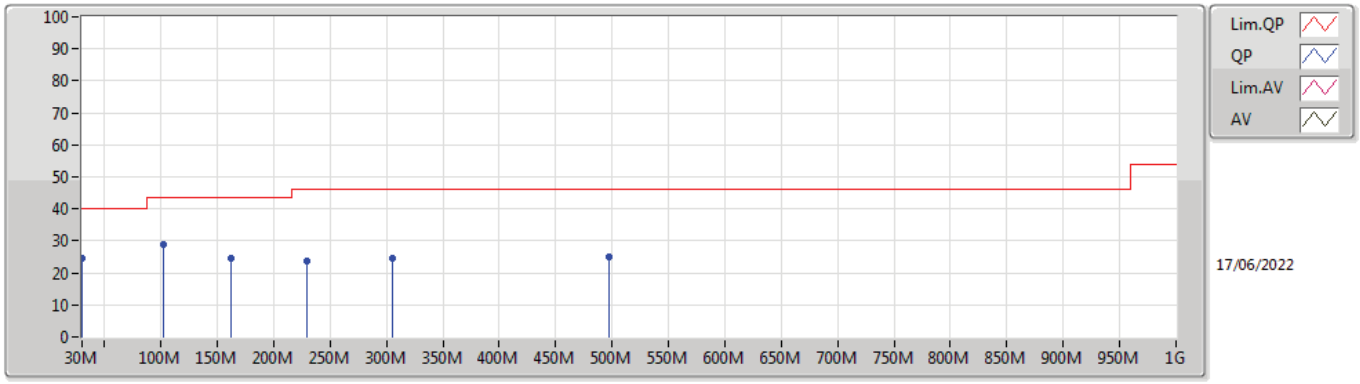

Type	Freq	Level	Limit	Margin	Factor	Dist	Condition	Azimuth	Height	Comment	Raw	AF	CL	PA
	(Hz)	(dBuV/m)	(dBuV/m)	(dB)	(dB)	(m)		(°)	(m)		(dBuV)	(dB)	(dB)	(dB)
PK	30M	24.48	40.00	-15.52	-12.99	3	Horizontal	0	1.00	-	37.47	23.73	0.48	37.20
PK	101.78M	28.92	43.50	-14.58	-20.16	3	Horizontal	0	1.00	-	49.08	15.51	0.97	36.64
PK	161.92M	24.57	43.50	-18.93	-19.55	3	Horizontal	0	1.00	-	44.12	15.51	1.36	36.42
PK	229.82M	23.83	46.00	-22.17	-19.60	3	Horizontal	0	1.00	-	43.43	15.33	1.47	36.40
PK	305.48M	24.40	46.00	-21.60	-16.31	3	Horizontal	0	1.00	-	40.71	18.38	1.73	36.42
PK	497.54M	25.08	46.00	-20.92	-11.54	3	Horizontal	0	1.00	-	36.62	23.09	2.33	36.96

802.11ac VHT20_Nss1,(MCS0)_2TX

5500MHz_USB

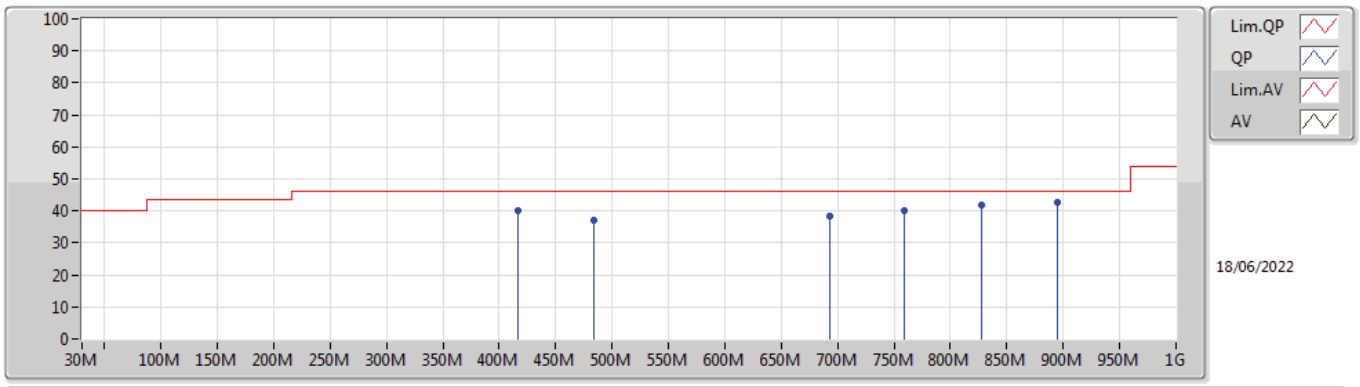

Type	Freq	Level	Limit	Margin	Factor	Dist	Condition	Azimuth	Height	Comment	Raw	AF	CL	PA
	(Hz)	(dBuV/m)	(dBuV/m)	(dB)	(dB)	(m)		(°)	(m)		(dBuV)	(dB)	(dB)	(dB)
PK	416.06M	40.13	46.00	-5.87	-12.85	3	Vertical	360	1.00	-	52.98	21.64	2.06	36.55
PK	483.96M	37.26	46.00	-8.74	-11.67	3	Vertical	360	1.00	-	48.93	22.91	2.29	36.87
PK	693.48M	38.51	46.00	-7.49	-8.63	3	Vertical	360	1.00	-	47.14	25.75	2.95	37.33
PK	759.44M	40.00	46.00	-6.00	-7.08	3	Vertical	360	1.00	-	47.08	27.28	3.08	37.44
PK	827.34M	41.73	46.00	-4.27	-6.61	3	Vertical	360	1.00	-	48.34	27.78	3.16	37.55
PK	895.24M	42.52	46.00	-3.48	-6.08	3	Vertical	360	1.00	-	48.60	28.22	3.30	37.60

802.11ac VHT20_Nss1,(MCS0)_2TX

5500MHz_USB

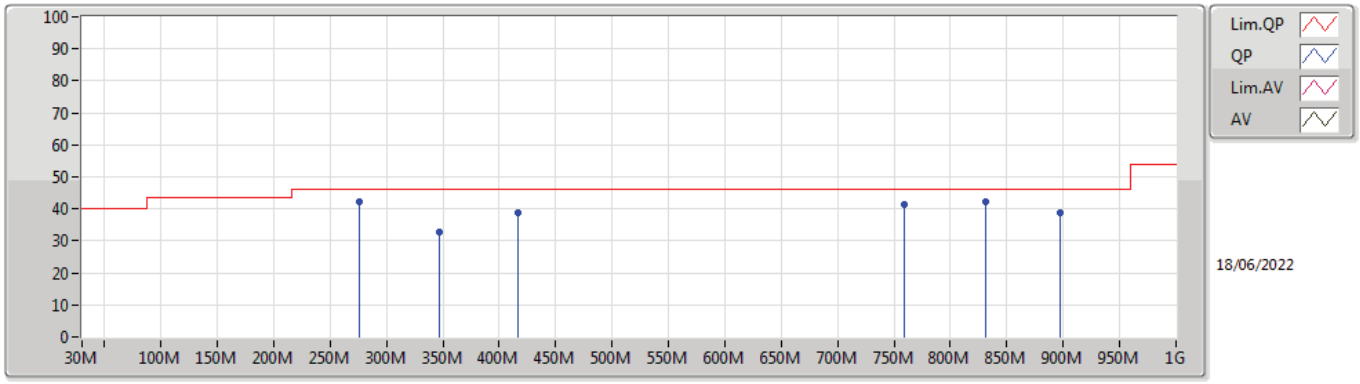

Type	Freq	Level	Limit	Margin	Factor	Dist	Condition	Azimuth	Height	Comment	Raw	AF	CL	PA
	(Hz)	(dBuV/m)	(dBuV/m)	(dB)	(dB)	(m)		(°)	(m)		(dBuV)	(dB)	(dB)	(dB)
PK	276.38M	42.30	46.00	-3.70	-16.88	3	Horizontal	0	1.00	-	59.18	17.94	1.62	36.44
PK	346.22M	32.66	46.00	-13.34	-15.18	3	Horizontal	0	1.00	-	47.84	19.47	1.87	36.52
PK	416.06M	38.68	46.00	-7.32	-12.85	3	Horizontal	0	1.00	-	51.53	21.64	2.06	36.55
PK	759.44M	41.21	46.00	-4.79	-7.08	3	Horizontal	0	1.00	-	48.29	27.28	3.08	37.44
PK	831.22M	42.29	46.00	-3.71	-6.40	3	Horizontal	0	1.00	-	48.69	27.99	3.17	37.56
PK	897.18M	38.60	46.00	-7.40	-6.08	3	Horizontal	0	1.00	-	44.68	28.22	3.30	37.60

802.11ac VHT20_Nss1,(MCS0)_2TX

5500MHz_Adapter

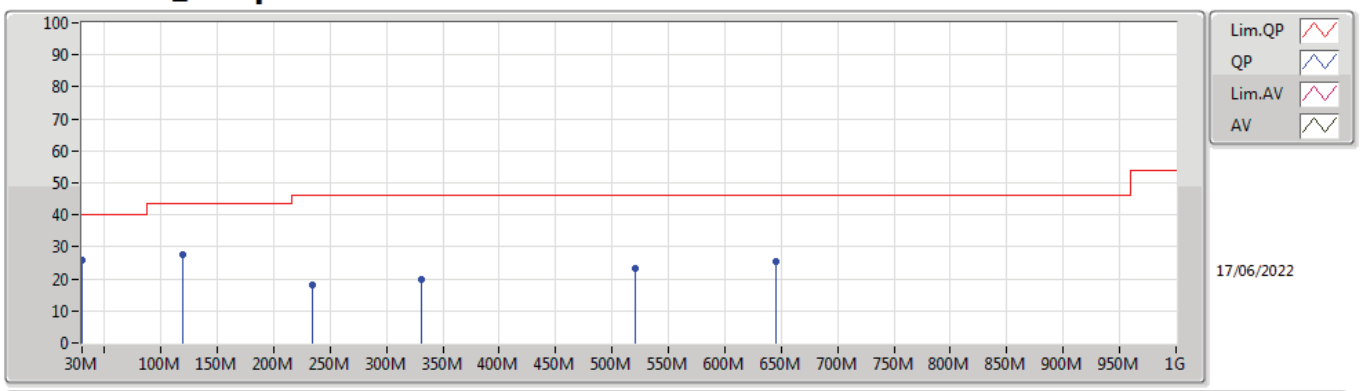

Type	Freq	Level	Limit	Margin	Factor	Dist	Condition	Azimuth	Height	Comment	Raw	AF	CL	PA
	(Hz)	(dBuV/m)	(dBuV/m)	(dB)	(dB)	(m)		(°)	(m)		(dBuV)	(dB)	(dB)	(dB)
PK	30M	26.04	40.00	-13.96	-12.99	3	Vertical	0	1.00	-	39.03	23.73	0.48	37.20
PK	119.24M	27.78	43.50	-15.72	-18.82	3	Vertical	0	1.00	-	46.60	16.69	1.11	36.62
PK	233.7M	18.28	46.00	-27.72	-19.23	3	Vertical	0	1.00	-	37.51	15.70	1.48	36.41
PK	330.7M	19.84	46.00	-26.16	-15.74	3	Vertical	0	1.00	-	35.58	18.93	1.81	36.48
PK	520.82M	23.31	46.00	-22.69	-11.54	3	Vertical	0	1.00	-	34.85	23.08	2.42	37.04
PK	644.98M	25.54	46.00	-20.46	-8.57	3	Vertical	0	1.00	-	34.11	25.73	2.86	37.16

802.11ac VHT20_Nss1,(MCS0)_2TX

5500MHz_Adapter

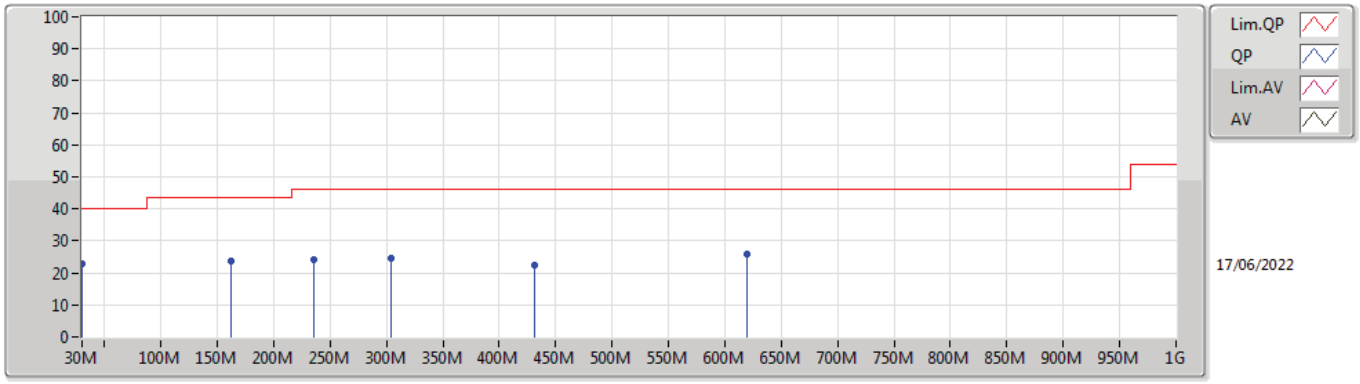

Type	Freq	Level	Limit	Margin	Factor	Dist	Condition	Azimuth	Height	Comment	Raw	AF	CL	PA
	(Hz)	(dBuV/m)	(dBuV/m)	(dB)	(dB)	(m)		(°)	(m)		(dBuV)	(dB)	(dB)	(dB)
PK	30M	23.05	40.00	-16.95	-12.99	3	Horizontal	360	1.00	-	36.04	23.73	0.48	37.20
PK	161.92M	23.89	43.50	-19.61	-19.55	3	Horizontal	360	1.00	-	43.44	15.51	1.36	36.42
PK	235.64M	24.10	46.00	-21.90	-19.03	3	Horizontal	360	1.00	-	43.13	15.90	1.49	36.42
PK	303.54M	24.61	46.00	-21.39	-16.32	3	Horizontal	360	1.00	-	40.93	18.38	1.72	36.42
PK	431.58M	22.37	46.00	-23.63	-12.40	3	Horizontal	360	1.00	-	34.77	22.08	2.12	36.60
PK	619.76M	25.78	46.00	-20.22	-8.97	3	Horizontal	360	1.00	-	34.75	25.40	2.75	37.12

802.11ac VHT20_Nss1,(MCS0)_2TX

5580MHz_USB

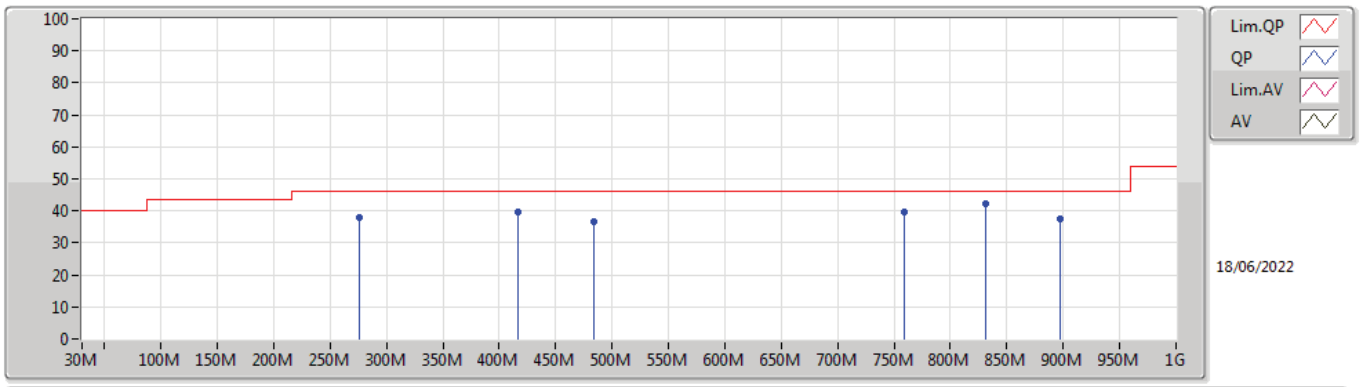

Type	Freq	Level	Limit	Margin	Factor	Dist	Condition	Azimuth	Height	Comment	Raw	AF	CL	PA
	(Hz)	(dBuV/m)	(dBuV/m)	(dB)	(dB)	(m)		(°)	(m)		(dBuV)	(dB)	(dB)	(dB)
PK	276.38M	37.83	46.00	-8.17	-16.88	3	Vertical	0	1.00	-	54.71	17.94	1.62	36.44
PK	416.06M	39.86	46.00	-6.14	-12.85	3	Vertical	0	1.00	-	52.71	21.64	2.06	36.55
PK	483.96M	36.67	46.00	-9.33	-11.67	3	Vertical	0	1.00	-	48.34	22.91	2.29	36.87
PK	759.44M	39.77	46.00	-6.23	-7.08	3	Vertical	0	1.00	-	46.85	27.28	3.08	37.44
PK	831.22M	42.25	46.00	-3.75	-6.40	3	Vertical	0	1.00	-	48.65	27.99	3.17	37.56
PK	897.18M	37.30	46.00	-8.70	-6.08	3	Vertical	0	1.00	-	43.38	28.22	3.30	37.60

802.11ac VHT20_Nss1,(MCS0)_2TX

5580MHz_USB

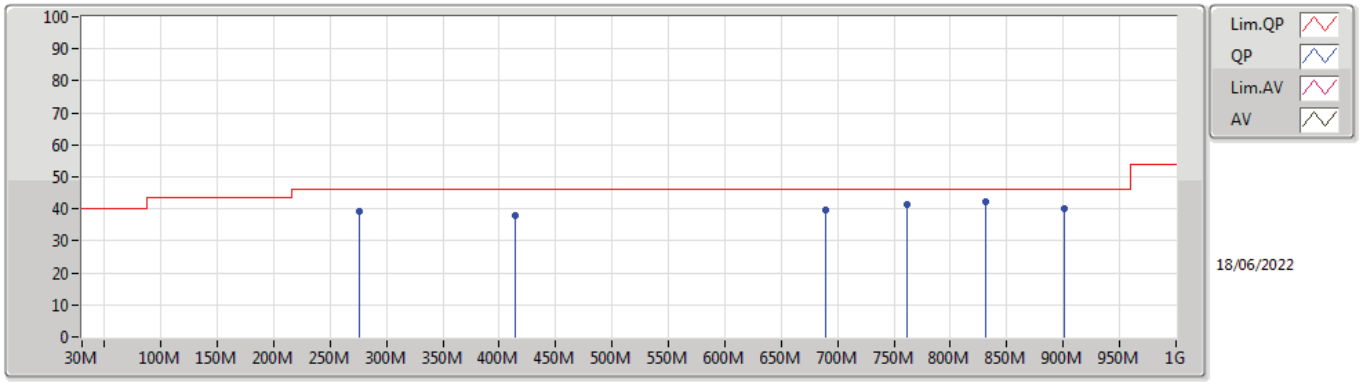

Type	Freq	Level	Limit	Margin	Factor	Dist	Condition	Azimuth	Height	Comment	Raw	AF	CL	PA
	(Hz)	(dBuV/m)	(dBuV/m)	(dB)	(dB)	(m)		(°)	(m)		(dBuV)	(dB)	(dB)	(dB)
PK	276.38M	39.33	46.00	-6.67	-16.88	3	Horizontal	360	1.00	-	56.21	17.94	1.62	36.44
PK	414.12M	38.07	46.00	-7.93	-12.93	3	Horizontal	360	1.00	-	51.00	21.56	2.06	36.55
PK	689.6M	39.73	46.00	-6.27	-8.64	3	Horizontal	360	1.00	-	48.37	25.73	2.94	37.31
PK	761.38M	41.59	46.00	-4.41	-7.09	3	Horizontal	360	1.00	-	48.68	27.27	3.08	37.44
PK	831.22M	42.15	46.00	-3.85	-6.40	3	Horizontal	360	1.00	-	48.55	27.99	3.17	37.56
PK	901.06M	40.18	46.00	-5.82	-6.05	3	Horizontal	360	1.00	-	46.23	28.23	3.31	37.59

802.11ac VHT20_Nss1,(MCS0)_2TX

5580MHz_Adapter

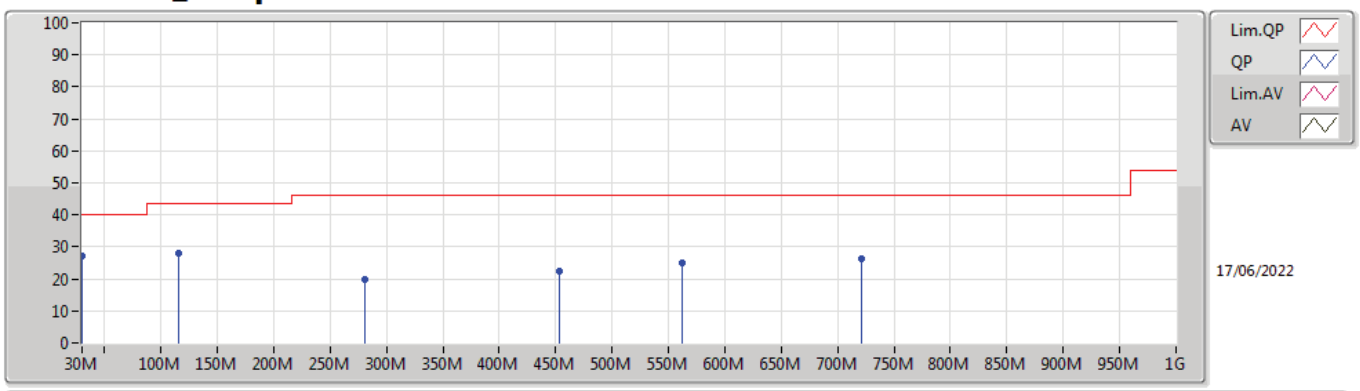

Type	Freq	Level	Limit	Margin	Factor	Dist	Condition	Azimuth	Height	Comment	Raw	AF	CL	PA
	(Hz)	(dBuV/m)	(dBuV/m)	(dB)	(dB)	(m)		(°)	(m)		(dBuV)	(dB)	(dB)	(dB)
PK	115.36M	27.92	43.50	-15.58	-19.05	3	Vertical	360	1.00	-	46.97	16.49	1.08	36.62
PK	30M	27.02	40.00	-12.98	-12.99	3	Vertical	360	1.00	-	40.01	23.73	0.48	37.20
PK	280.26M	19.97	46.00	-26.03	-16.84	3	Vertical	360	1.00	-	36.81	17.96	1.64	36.44
PK	452.92M	22.53	46.00	-23.47	-12.13	3	Vertical	360	1.00	-	34.66	22.35	2.19	36.67
PK	561.56M	25.07	46.00	-20.93	-9.20	3	Vertical	360	1.00	-	34.27	25.36	2.56	37.12
PK	720.64M	26.25	46.00	-19.75	-8.06	3	Vertical	360	1.00	-	34.31	26.31	3.01	37.38

802.11ac VHT20_Nss1,(MCS0)_2TX

5580MHz_Adapter

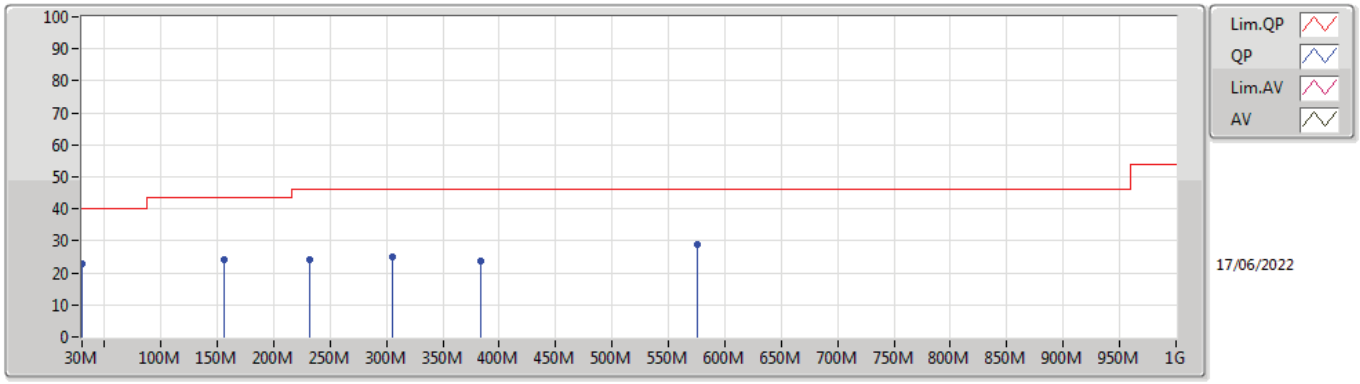

Type	Freq	Level	Limit	Margin	Factor	Dist	Condition	Azimuth	Height	Comment	Raw	AF	CL	PA
	(Hz)	(dBuV/m)	(dBuV/m)	(dB)	(dB)	(m)		(°)	(m)		(dBuV)	(dB)	(dB)	(dB)
PK	30M	23.05	40.00	-16.95	-12.99	3	Horizontal	0	1.00	-	36.04	23.73	0.48	37.20
PK	156.1M	24.34	43.50	-19.16	-19.11	3	Horizontal	0	1.00	-	43.45	15.96	1.35	36.42
PK	231.76M	24.11	46.00	-21.89	-19.40	3	Horizontal	0	1.00	-	43.51	15.52	1.48	36.40
PK	305.48M	24.79	46.00	-21.21	-16.31	3	Horizontal	0	1.00	-	41.10	18.38	1.73	36.42
PK	383.08M	23.72	46.00	-22.28	-14.17	3	Horizontal	0	1.00	-	37.89	20.38	1.97	36.52
PK	575.14M	29.00	46.00	-17.00	-9.53	3	Horizontal	0	1.00	-	38.53	24.98	2.60	37.11

802.11ac VHT20_Nss1,(MCS0)_2TX

5700MHz_USB

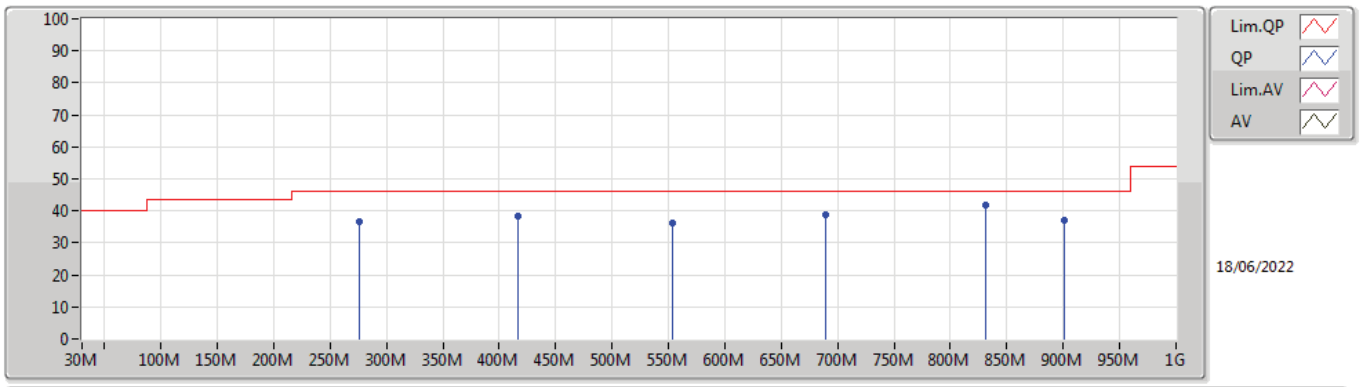

Type	Freq	Level	Limit	Margin	Factor	Dist	Condition	Azimuth	Height	Comment	Raw	AF	CL	PA
	(Hz)	(dBuV/m)	(dBuV/m)	(dB)	(dB)	(m)		(°)	(m)		(dBuV)	(dB)	(dB)	(dB)
PK	276.38M	36.85	46.00	-9.15	-16.88	3	Vertical	360	1.00	-	53.73	17.94	1.62	36.44
PK	416.06M	38.46	46.00	-7.54	-12.85	3	Vertical	360	1.00	-	51.31	21.64	2.06	36.55
PK	553.8M	36.02	46.00	-9.98	-9.63	3	Vertical	360	1.00	-	45.65	24.96	2.54	37.13
PK	689.6M	38.88	46.00	-7.12	-8.64	3	Vertical	360	1.00	-	47.52	25.73	2.94	37.31
PK	831.22M	41.92	46.00	-4.08	-6.40	3	Vertical	360	1.00	-	48.32	27.99	3.17	37.56
PK	901.06M	37.03	46.00	-8.97	-6.05	3	Vertical	360	1.00	-	43.08	28.23	3.31	37.59

802.11ac VHT20_Nss1,(MCS0)_2TX

5700MHz_USB

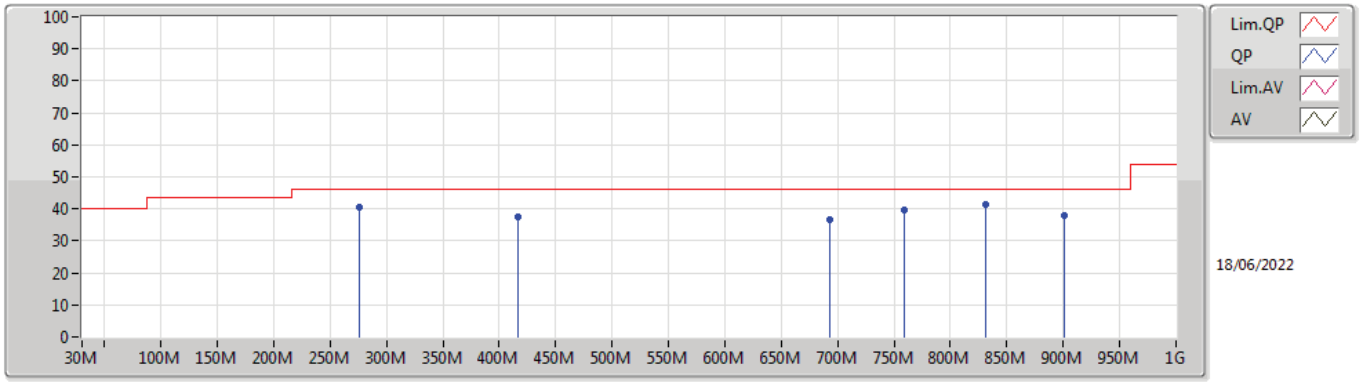

Type	Freq	Level	Limit	Margin	Factor	Dist	Condition	Azimuth	Height	Comment	Raw	AF	CL	PA
	(Hz)	(dBuV/m)	(dBuV/m)	(dB)	(dB)	(m)		(°)	(m)		(dBuV)	(dB)	(dB)	(dB)
PK	276.38M	40.45	46.00	-5.55	-16.88	3	Horizontal	0	1.00	-	57.33	17.94	1.62	36.44
PK	416.06M	37.66	46.00	-8.34	-12.85	3	Horizontal	0	1.00	-	50.51	21.64	2.06	36.55
PK	693.48M	36.61	46.00	-9.39	-8.63	3	Horizontal	0	1.00	-	45.24	25.75	2.95	37.33
PK	759.44M	39.77	46.00	-6.23	-7.08	3	Horizontal	0	1.00	-	46.85	27.28	3.08	37.44
PK	831.22M	41.36	46.00	-4.64	-6.40	3	Horizontal	0	1.00	-	47.76	27.99	3.17	37.56
PK	901.06M	37.95	46.00	-8.05	-6.05	3	Horizontal	0	1.00	-	44.00	28.23	3.31	37.59

802.11ac VHT20_Nss1,(MCS0)_2TX

5700MHz_Adapter

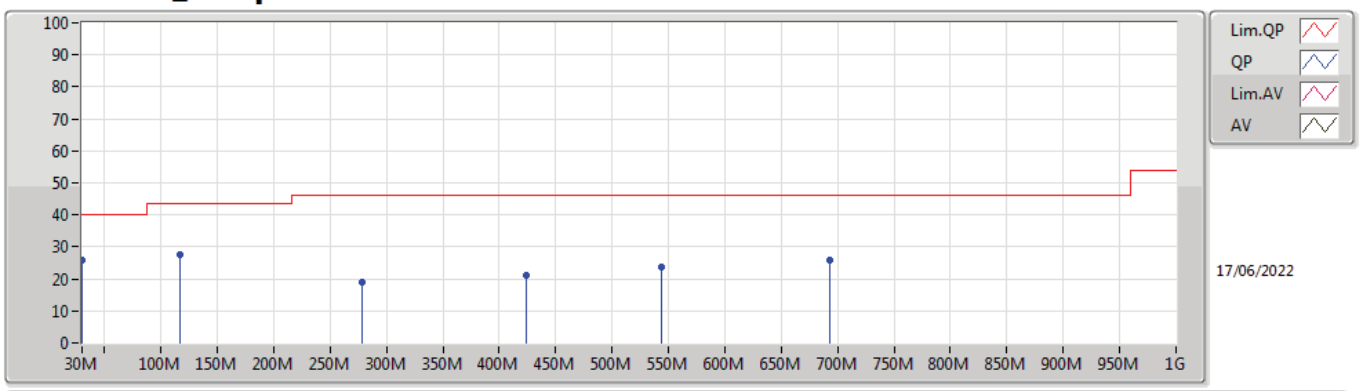

Type	Freq	Level	Limit	Margin	Factor	Dist	Condition	Azimuth	Height	Comment	Raw	AF	CL	PA
	(Hz)	(dBuV/m)	(dBuV/m)	(dB)	(dB)	(m)		(°)	(m)		(dBuV)	(dB)	(dB)	(dB)
PK	30M	25.96	40.00	-14.04	-12.99	3	Vertical	0	1.00	-	38.95	23.73	0.48	37.20
PK	117.3M	27.65	43.50	-15.85	-18.93	3	Vertical	0	1.00	-	46.58	16.59	1.10	36.62
PK	278.32M	18.86	46.00	-27.14	-16.86	3	Vertical	0	1.00	-	35.72	17.95	1.63	36.44
PK	423.82M	21.19	46.00	-24.81	-12.52	3	Vertical	0	1.00	-	33.71	21.97	2.09	36.58
PK	544.1M	23.54	46.00	-22.46	-11.00	3	Vertical	0	1.00	-	34.54	23.60	2.51	37.11
PK	693.48M	25.68	46.00	-20.32	-8.63	3	Vertical	0	1.00	-	34.31	25.75	2.95	37.33

802.11ac VHT20_Nss1,(MCS0)_2TX

5700MHz_Adapter

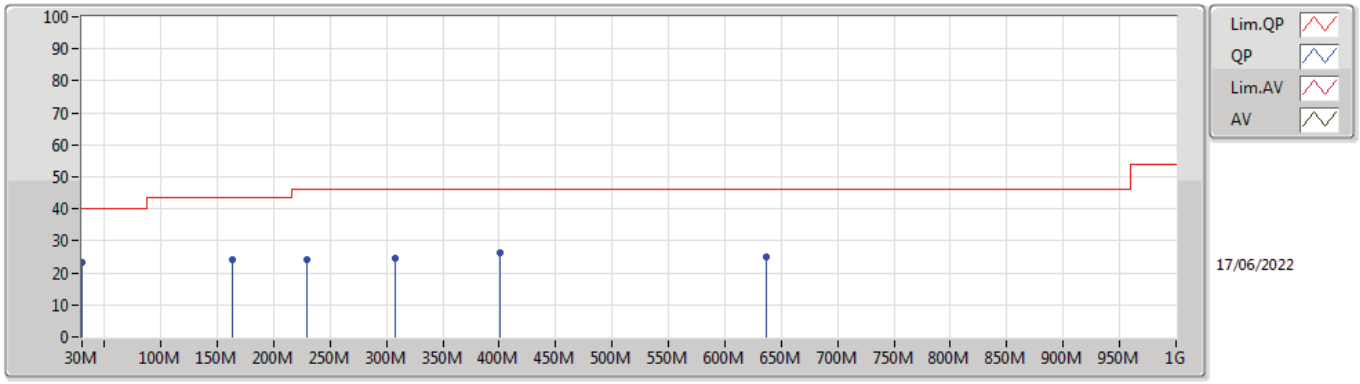

Type	Freq	Level	Limit	Margin	Factor	Dist	Condition	Azimuth	Height	Comment	Raw	AF	CL	PA
	(Hz)	(dBuV/m)	(dBuV/m)	(dB)	(dB)	(m)		(°)	(m)		(dBuV)	(dB)	(dB)	(dB)
PK	30M	23.46	40.00	-16.54	-12.99	3	Horizontal	360	1.00	-	36.45	23.73	0.48	37.20
PK	163.86M	24.06	43.50	-19.44	-19.63	3	Horizontal	360	1.00	-	43.69	15.43	1.36	36.42
PK	229.82M	24.19	46.00	-21.81	-19.60	3	Horizontal	360	1.00	-	43.79	15.33	1.47	36.40
PK	307.42M	24.40	46.00	-21.60	-16.29	3	Horizontal	360	1.00	-	40.69	18.40	1.74	36.43
PK	400.54M	26.24	46.00	-19.76	-13.43	3	Horizontal	360	1.00	-	39.67	21.07	2.01	36.51
PK	637.22M	25.12	46.00	-20.88	-8.59	3	Horizontal	360	1.00	-	33.71	25.74	2.82	37.15

802.11ac VHT20_Nss1,(MCS0)_2TX

5720MHz Straddle 5.47-5.725GHz_USB

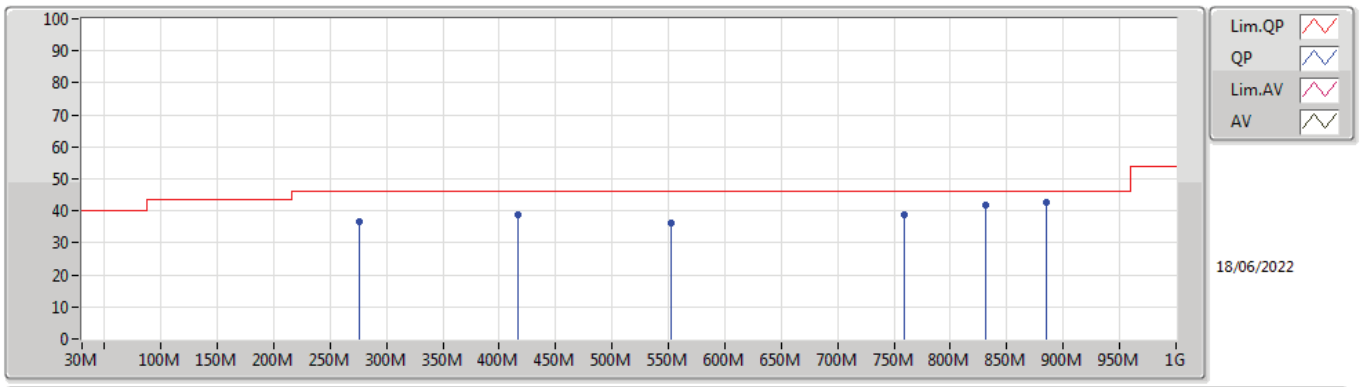

Type	Freq	Level	Limit	Margin	Factor	Dist	Condition	Azimuth	Height	Comment	Raw	AF	CL	PA
	(Hz)	(dBuV/m)	(dBuV/m)	(dB)	(dB)	(m)		(°)	(m)		(dBuV)	(dB)	(dB)	(dB)
PK	276.38M	36.85	46.00	-9.15	-16.88	3	Vertical	360	1.00	-	53.73	17.94	1.62	36.44
PK	416.06M	38.90	46.00	-7.10	-12.85	3	Vertical	360	1.00	-	51.75	21.64	2.06	36.55
PK	551.86M	36.15	46.00	-9.85	-9.91	3	Vertical	360	1.00	-	46.06	24.69	2.53	37.13
PK	759.44M	38.97	46.00	-7.03	-7.08	3	Vertical	360	1.00	-	46.05	27.28	3.08	37.44
PK	831.22M	41.66	46.00	-4.34	-6.40	3	Vertical	360	1.00	-	48.06	27.99	3.17	37.56
PK	885.54M	42.71	46.00	-3.29	-6.09	3	Vertical	360	1.00	-	48.80	28.23	3.28	37.60

802.11ac VHT20_Nss1,(MCS0)_2TX

5720MHz Straddle 5.47-5.725GHz_USB

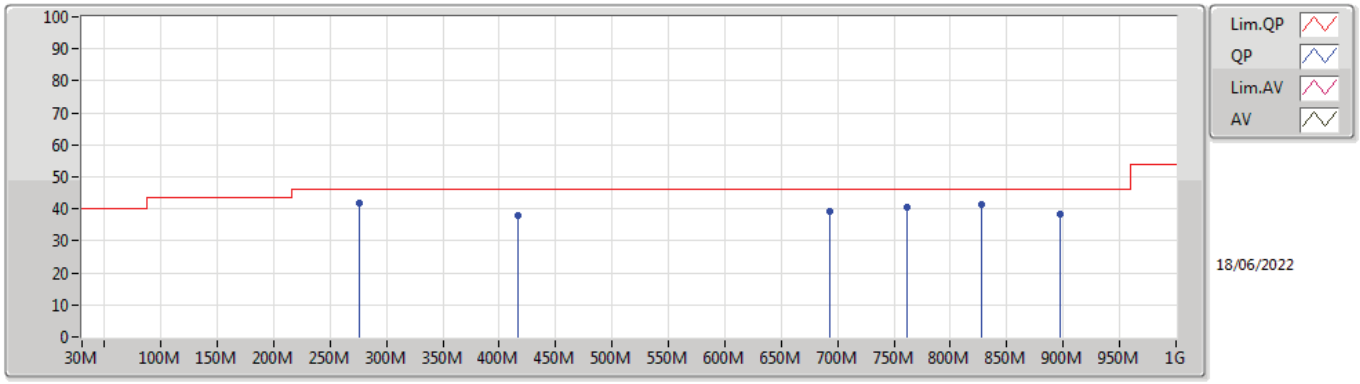

Type	Freq	Level	Limit	Margin	Factor	Dist	Condition	Azimuth	Height	Comment	Raw	AF	CL	PA
	(Hz)	(dBuV/m)	(dBuV/m)	(dB)	(dB)	(m)		(°)	(m)		(dBuV)	(dB)	(dB)	(dB)
PK	276.38M	41.67	46.00	-4.33	-16.88	3	Horizontal	0	1.00	-	58.55	17.94	1.62	36.44
PK	416.06M	37.94	46.00	-8.06	-12.85	3	Horizontal	0	1.00	-	50.79	21.64	2.06	36.55
PK	693.48M	39.03	46.00	-6.97	-8.63	3	Horizontal	0	1.00	-	47.66	25.75	2.95	37.33
PK	761.38M	40.69	46.00	-5.31	-7.09	3	Horizontal	0	1.00	-	47.78	27.27	3.08	37.44
PK	827.34M	41.21	46.00	-4.79	-6.61	3	Horizontal	0	1.00	-	47.82	27.78	3.16	37.55
PK	897.18M	38.15	46.00	-7.85	-6.08	3	Horizontal	0	1.00	-	44.23	28.22	3.30	37.60

802.11ac VHT20_Nss1,(MCS0)_2TX

5720MHz Straddle 5.47-5.725GHz_Adapter

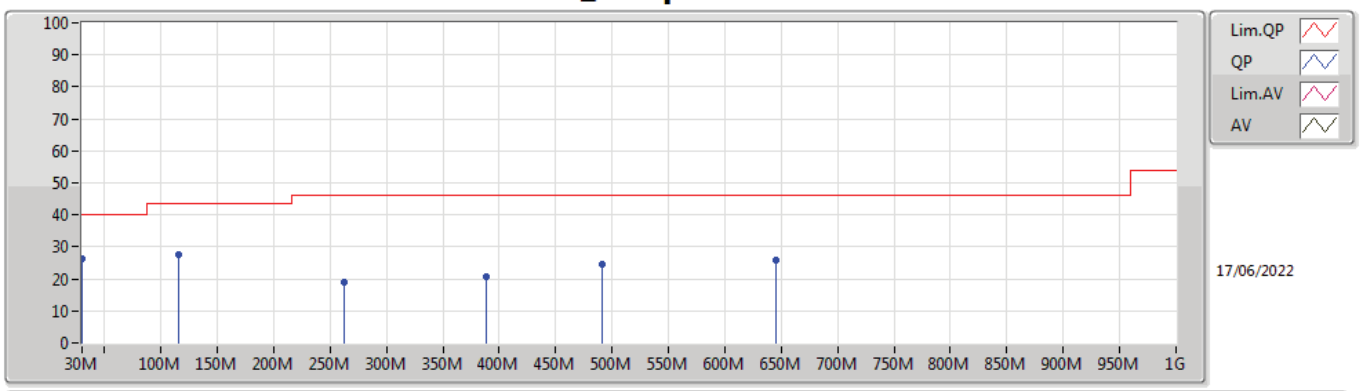

Type	Freq	Level	Limit	Margin	Factor	Dist	Condition	Azimuth	Height	Comment	Raw	AF	CL	PA
	(Hz)	(dBuV/m)	(dBuV/m)	(dB)	(dB)	(m)		(°)	(m)		(dBuV)	(dB)	(dB)	(dB)
PK	30M	26.43	40.00	-13.57	-12.99	3	Vertical	360	1.00	-	39.42	23.73	0.48	37.20
PK	115.36M	27.70	43.50	-15.80	-19.05	3	Vertical	360	1.00	-	46.75	16.49	1.08	36.62
PK	262.8M	18.90	46.00	-27.10	-15.58	3	Vertical	360	1.00	-	34.48	19.30	1.58	36.46
PK	388.9M	20.55	46.00	-25.45	-13.92	3	Vertical	360	1.00	-	34.47	20.61	1.98	36.51
PK	491.72M	24.37	46.00	-21.63	-11.60	3	Vertical	360	1.00	-	35.97	23.02	2.31	36.93
PK	644.98M	26.07	46.00	-19.93	-8.57	3	Vertical	360	1.00	-	34.64	25.73	2.86	37.16

802.11ac VHT20_Nss1,(MCS0)_2TX

5720MHz Straddle 5.47-5.725GHz_Adapter

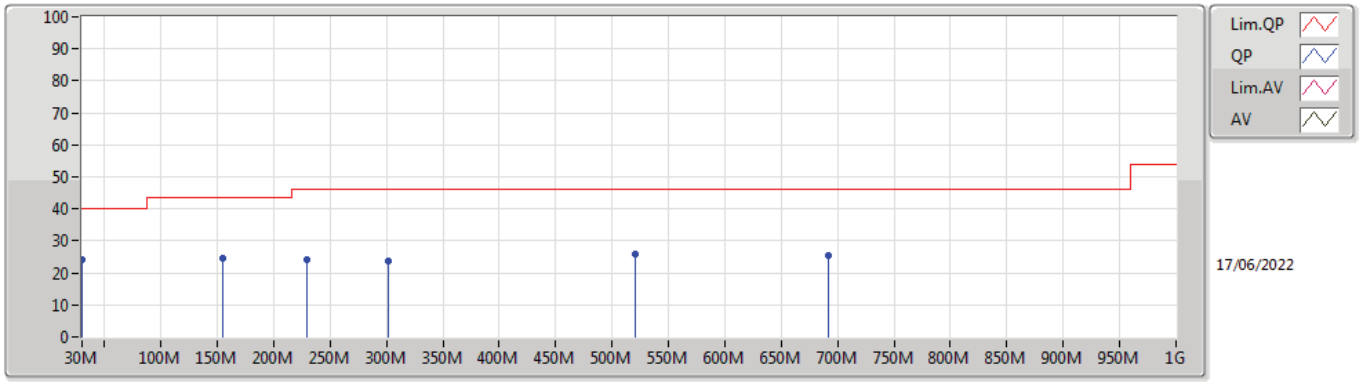

Type	Freq	Level	Limit	Margin	Factor	Dist	Condition	Azimuth	Height	Comment	Raw	AF	CL	PA
	(Hz)	(dBuV/m)	(dBuV/m)	(dB)	(dB)	(m)		(°)	(m)		(dBuV)	(dB)	(dB)	(dB)
PK	30M	24.07	40.00	-15.93	-12.99	3	Horizontal	0	1.00	-	37.06	23.73	0.48	37.20
PK	154.16M	24.47	43.50	-19.03	-18.95	3	Horizontal	0	1.00	-	43.42	16.12	1.35	36.42
PK	229.82M	24.05	46.00	-21.95	-19.60	3	Horizontal	0	1.00	-	43.65	15.33	1.47	36.40
PK	301.6M	23.72	46.00	-22.28	-16.31	3	Horizontal	0	1.00	-	40.03	18.38	1.72	36.41
PK	520.82M	25.92	46.00	-20.08	-11.54	3	Horizontal	0	1.00	-	37.46	23.08	2.42	37.04
PK	691.54M	25.59	46.00	-20.41	-8.63	3	Horizontal	0	1.00	-	34.22	25.74	2.95	37.32

802.11ac VHT20_Nss1,(MCS0)_2TX

5745MHz_USB

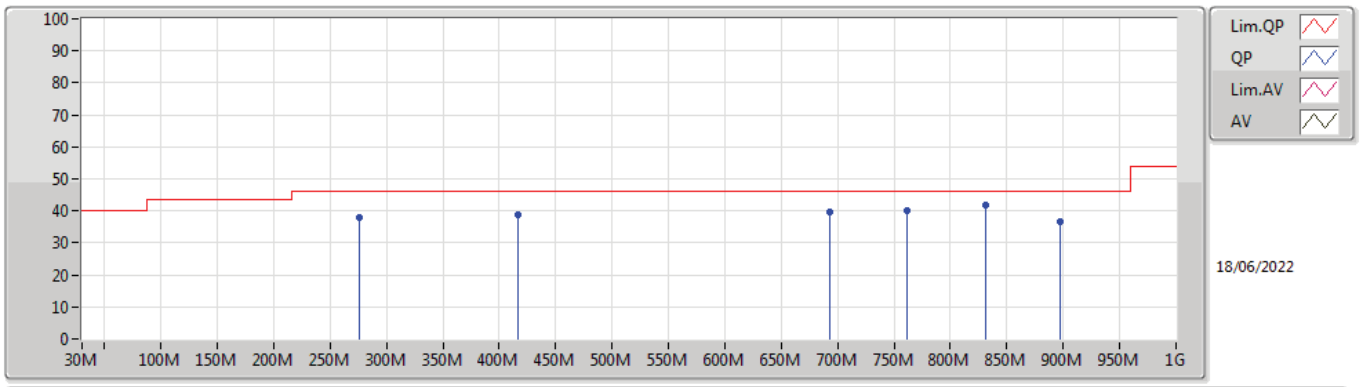

Type	Freq	Level	Limit	Margin	Factor	Dist	Condition	Azimuth	Height	Comment	Raw	AF	CL	PA
	(Hz)	(dBuV/m)	(dBuV/m)	(dB)	(dB)	(m)		(°)	(m)		(dBuV)	(dB)	(dB)	(dB)
PK	276.38M	38.06	46.00	-7.94	-16.88	3	Vertical	360	1.00	-	54.94	17.94	1.62	36.44
PK	416.06M	38.75	46.00	-7.25	-12.85	3	Vertical	360	1.00	-	51.60	21.64	2.06	36.55
PK	693.48M	39.87	46.00	-6.13	-8.63	3	Vertical	360	1.00	-	48.50	25.75	2.95	37.33
PK	761.38M	40.10	46.00	-5.90	-7.09	3	Vertical	360	1.00	-	47.19	27.27	3.08	37.44
PK	831.22M	41.93	46.00	-4.07	-6.40	3	Vertical	360	1.00	-	48.33	27.99	3.17	37.56
PK	897.18M	36.58	46.00	-9.42	-6.08	3	Vertical	360	1.00	-	42.66	28.22	3.30	37.60

802.11ac VHT20_Nss1,(MCS0)_2TX

5745MHz_USB

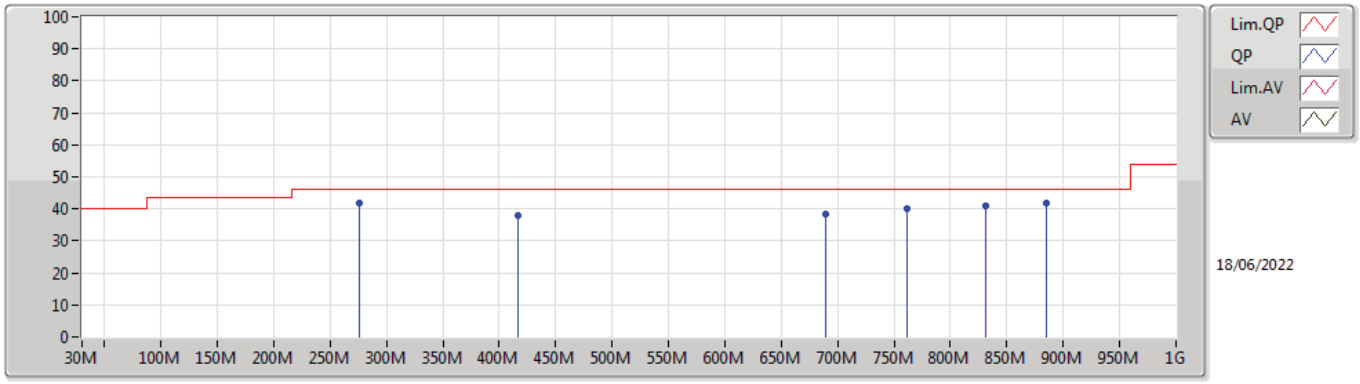

Type	Freq	Level	Limit	Margin	Factor	Dist	Condition	Azimuth	Height	Comment	Raw	AF	CL	PA
	(Hz)	(dBuV/m)	(dBuV/m)	(dB)	(dB)	(m)		(°)	(m)		(dBuV)	(dB)	(dB)	(dB)
PK	276.38M	41.78	46.00	-4.22	-16.88	3	Horizontal	0	1.00	-	58.66	17.94	1.62	36.44
PK	416.06M	38.03	46.00	-7.97	-12.85	3	Horizontal	0	1.00	-	50.88	21.64	2.06	36.55
PK	689.6M	38.32	46.00	-7.68	-8.64	3	Horizontal	0	1.00	-	46.96	25.73	2.94	37.31
PK	761.38M	40.04	46.00	-5.96	-7.09	3	Horizontal	0	1.00	-	47.13	27.27	3.08	37.44
PK	831.22M	40.99	46.00	-5.01	-6.40	3	Horizontal	0	1.00	-	47.39	27.99	3.17	37.56
PK	885.54M	41.64	46.00	-4.36	-6.09	3	Horizontal	0	1.00	-	47.73	28.23	3.28	37.60

802.11ac VHT20_Nss1,(MCS0)_2TX

5745MHz_Adapter

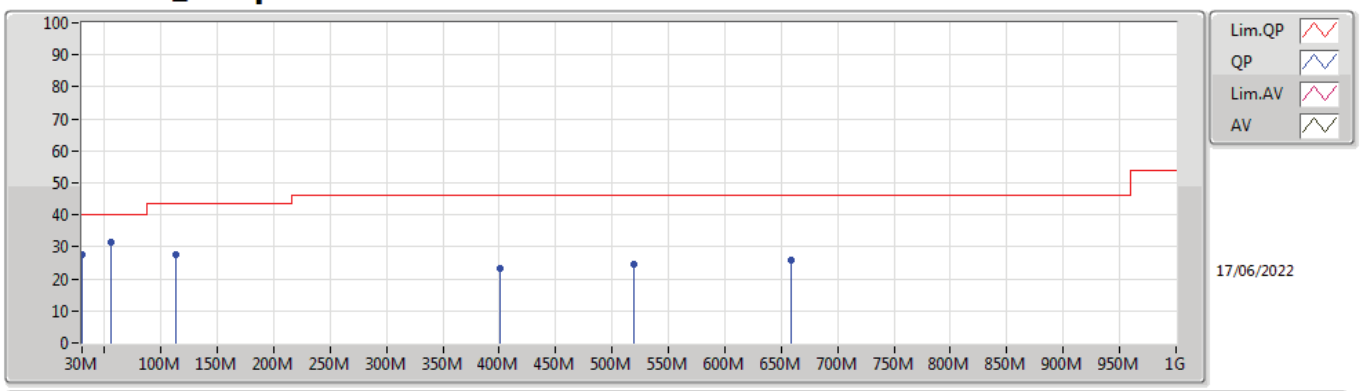

Type	Freq	Level	Limit	Margin	Factor	Dist	Condition	Azimuth	Height	Comment	Raw	AF	CL	PA
	(Hz)	(dBuV/m)	(dBuV/m)	(dB)	(dB)	(m)		(°)	(m)		(dBuV)	(dB)	(dB)	(dB)
PK	55.22M	31.62	40.00	-8.38	-24.79	3	Vertical	0	1.00	-	56.41	11.63	0.68	37.10
PK	30M	27.65	40.00	-12.35	-12.99	3	Vertical	0	1.00	-	40.64	23.73	0.48	37.20
PK	113.42M	27.58	43.50	-15.92	-19.17	3	Vertical	0	1.00	-	46.75	16.39	1.07	36.63
PK	400.54M	23.22	46.00	-22.78	-13.43	3	Vertical	0	1.00	-	36.65	21.07	2.01	36.51
PK	518.88M	24.58	46.00	-21.42	-11.53	3	Vertical	0	1.00	-	36.11	23.10	2.41	37.04
PK	658.56M	25.66	46.00	-20.34	-8.73	3	Vertical	0	1.00	-	34.39	25.58	2.89	37.20

802.11ac VHT20_Nss1,(MCS0)_2TX

5745MHz_Adapter

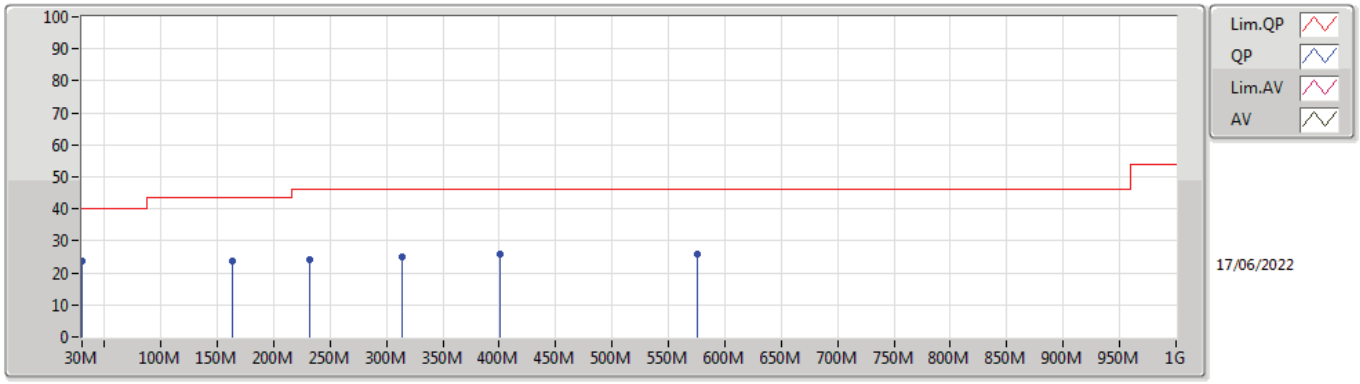

Type	Freq	Level	Limit	Margin	Factor	Dist	Condition	Azimuth	Height	Comment	Raw	AF	CL	PA
	(Hz)	(dBuV/m)	(dBuV/m)	(dB)	(dB)	(m)		(°)	(m)		(dBuV)	(dB)	(dB)	(dB)
PK	30M	23.76	40.00	-16.24	-12.99	3	Horizontal	360	1.00	-	36.75	23.73	0.48	37.20
PK	163.86M	23.86	43.50	-19.64	-19.63	3	Horizontal	360	1.00	-	43.49	15.43	1.36	36.42
PK	231.76M	24.18	46.00	-21.82	-19.40	3	Horizontal	360	1.00	-	43.58	15.52	1.48	36.40
PK	313.24M	24.88	46.00	-21.12	-16.21	3	Horizontal	360	1.00	-	41.09	18.47	1.76	36.44
PK	400.54M	25.91	46.00	-20.09	-13.43	3	Horizontal	360	1.00	-	39.34	21.07	2.01	36.51
PK	575.14M	25.96	46.00	-20.04	-9.53	3	Horizontal	360	1.00	-	35.49	24.98	2.60	37.11

802.11ac VHT20_Nss1,(MCS0)_2TX

5785MHz_USB

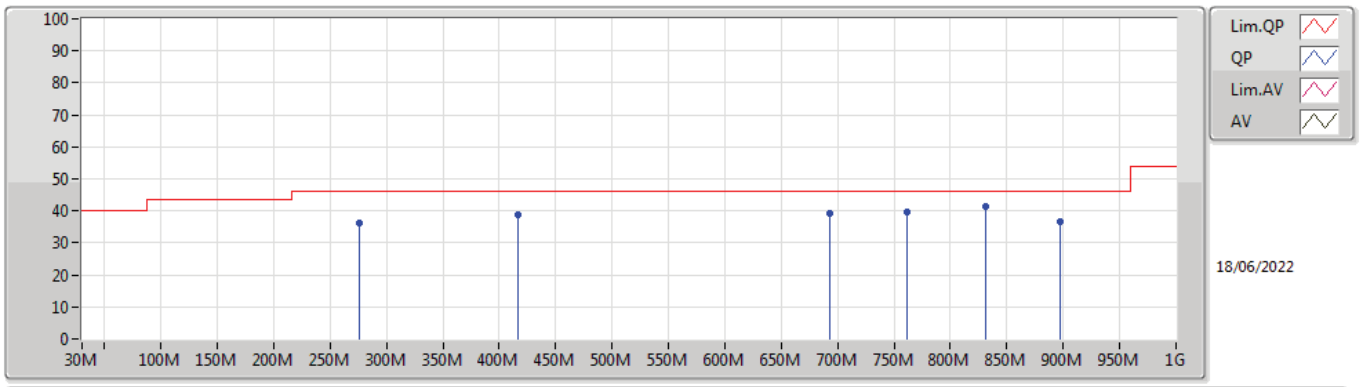

Type	Freq	Level	Limit	Margin	Factor	Dist	Condition	Azimuth	Height	Comment	Raw	AF	CL	PA
	(Hz)	(dBuV/m)	(dBuV/m)	(dB)	(dB)	(m)		(°)	(m)		(dBuV)	(dB)	(dB)	(dB)
PK	276.38M	36.11	46.00	-9.89	-16.88	3	Vertical	360	1.00	-	52.99	17.94	1.62	36.44
PK	416.06M	38.65	46.00	-7.35	-12.85	3	Vertical	360	1.00	-	51.50	21.64	2.06	36.55
PK	693.48M	39.40	46.00	-6.60	-8.63	3	Vertical	360	1.00	-	48.03	25.75	2.95	37.33
PK	761.38M	39.45	46.00	-6.55	-7.09	3	Vertical	360	1.00	-	46.54	27.27	3.08	37.44
PK	831.22M	41.32	46.00	-4.68	-6.40	3	Vertical	360	1.00	-	47.72	27.99	3.17	37.56
PK	897.18M	36.47	46.00	-9.53	-6.08	3	Vertical	360	1.00	-	42.55	28.22	3.30	37.60

802.11ac VHT20_Nss1,(MCS0)_2TX

5785MHz_USB

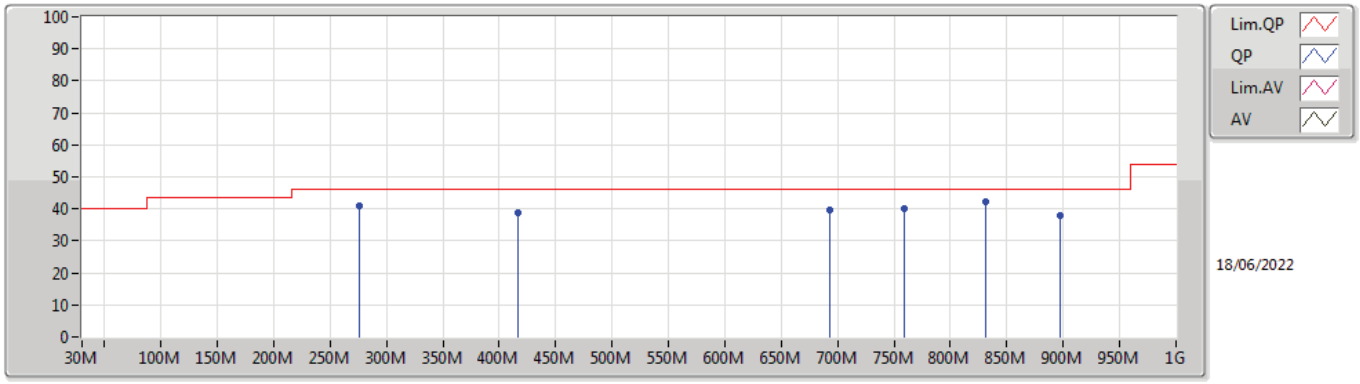

Type	Freq	Level	Limit	Margin	Factor	Dist	Condition	Azimuth	Height	Comment	Raw	AF	CL	PA
	(Hz)	(dBuV/m)	(dBuV/m)	(dB)	(dB)	(m)		(°)	(m)		(dBuV)	(dB)	(dB)	(dB)
PK	276.38M	41.05	46.00	-4.95	-16.88	3	Horizontal	0	1.00	-	57.93	17.94	1.62	36.44
PK	416.06M	38.71	46.00	-7.29	-12.85	3	Horizontal	0	1.00	-	51.56	21.64	2.06	36.55
PK	693.48M	39.66	46.00	-6.34	-8.63	3	Horizontal	0	1.00	-	48.29	25.75	2.95	37.33
PK	759.44M	40.05	46.00	-5.95	-7.08	3	Horizontal	0	1.00	-	47.13	27.28	3.08	37.44
PK	831.22M	42.41	46.00	-3.59	-6.40	3	Horizontal	0	1.00	-	48.81	27.99	3.17	37.56
PK	897.18M	38.02	46.00	-7.98	-6.08	3	Horizontal	0	1.00	-	44.10	28.22	3.30	37.60

802.11ac VHT20_Nss1,(MCS0)_2TX

5785MHz_Adapter

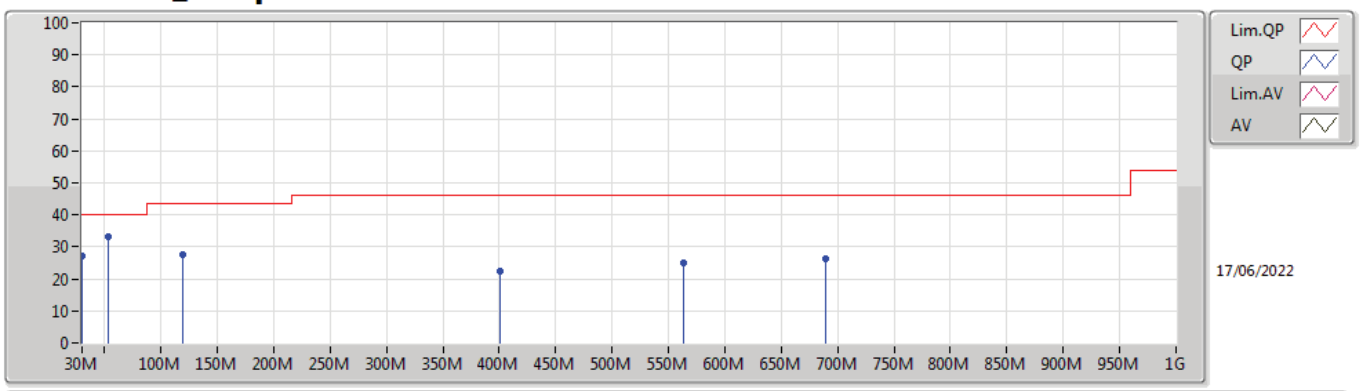

Type	Freq	Level	Limit	Margin	Factor	Dist	Condition	Azimuth	Height	Comment	Raw	AF	CL	PA
	(Hz)	(dBuV/m)	(dBuV/m)	(dB)	(dB)	(m)		(°)	(m)		(dBuV)	(dB)	(dB)	(dB)
PK	30M	27.10	40.00	-12.90	-12.99	3	Vertical	0	1.00	-	40.09	23.73	0.48	37.20
PK	53.28M	33.25	40.00	-6.75	-24.45	3	Vertical	0	1.00	-	57.70	11.98	0.67	37.10
PK	119.24M	27.65	43.50	-15.85	-18.82	3	Vertical	0	1.00	-	46.47	16.69	1.11	36.62
PK	400.54M	22.56	46.00	-23.44	-13.43	3	Vertical	0	1.00	-	35.99	21.07	2.01	36.51
PK	563.5M	24.85	46.00	-21.15	-9.24	3	Vertical	0	1.00	-	34.09	25.31	2.57	37.12
PK	689.6M	26.08	46.00	-19.92	-8.64	3	Vertical	0	1.00	-	34.72	25.73	2.94	37.31

802.11ac VHT20_Nss1,(MCS0)_2TX

5785MHz_Adapter

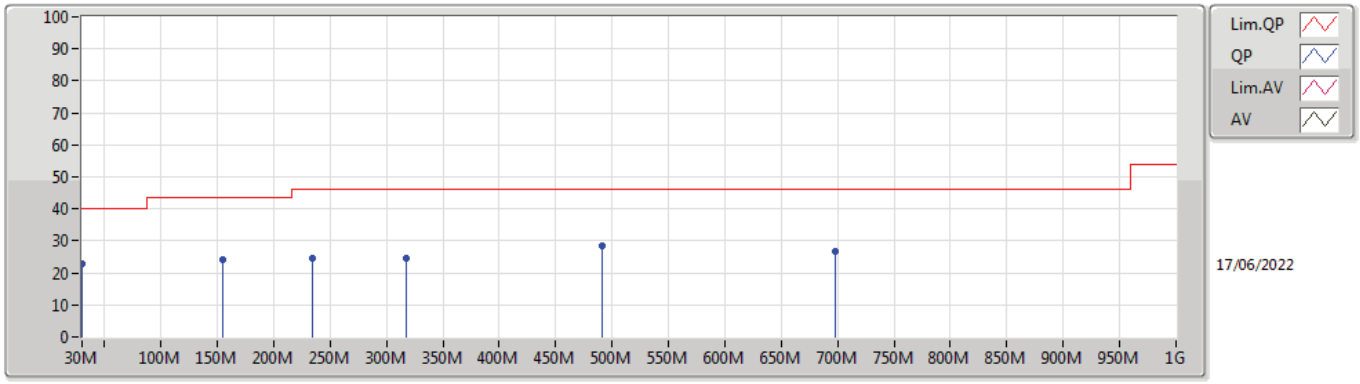

Type	Freq	Level	Limit	Margin	Factor	Dist	Condition	Azimuth	Height	Comment	Raw	AF	CL	PA
	(Hz)	(dBuV/m)	(dBuV/m)	(dB)	(dB)	(m)		(°)	(m)		(dBuV)	(dB)	(dB)	(dB)
PK	30M	22.99	40.00	-17.01	-12.99	3	Horizontal	360	1.00	-	35.98	23.73	0.48	37.20
PK	154.16M	24.11	43.50	-19.39	-18.95	3	Horizontal	360	1.00	-	43.06	16.12	1.35	36.42
PK	233.7M	24.39	46.00	-21.61	-19.23	3	Horizontal	360	1.00	-	43.62	15.70	1.48	36.41
PK	317.12M	24.64	46.00	-21.36	-16.13	3	Horizontal	360	1.00	-	40.77	18.55	1.77	36.45
PK	491.72M	28.52	46.00	-17.48	-11.60	3	Horizontal	360	1.00	-	40.12	23.02	2.31	36.93
PK	697.36M	26.57	46.00	-19.43	-8.61	3	Horizontal	360	1.00	-	35.18	25.77	2.96	37.34

802.11ac VHT20_Nss1,(MCS0)_2TX

5825MHz_USB

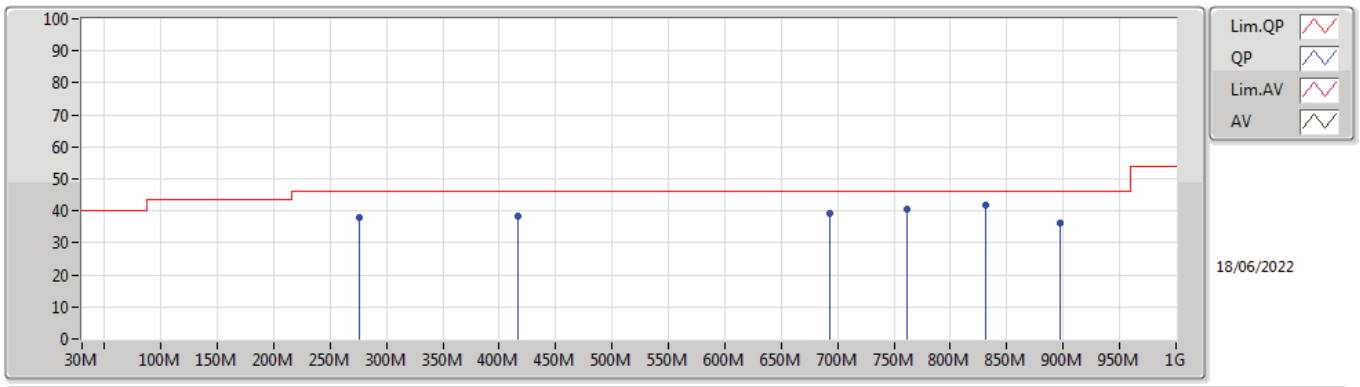

Type	Freq	Level	Limit	Margin	Factor	Dist	Condition	Azimuth	Height	Comment	Raw	AF	CL	PA
	(Hz)	(dBuV/m)	(dBuV/m)	(dB)	(dB)	(m)		(°)	(m)		(dBuV)	(dB)	(dB)	(dB)
PK	276.38M	37.84	46.00	-8.16	-16.88	3	Vertical	360	1.00	-	54.72	17.94	1.62	36.44
PK	416.06M	38.46	46.00	-7.54	-12.85	3	Vertical	360	1.00	-	51.31	21.64	2.06	36.55
PK	693.48M	39.40	46.00	-6.60	-8.63	3	Vertical	360	1.00	-	48.03	25.75	2.95	37.33
PK	761.38M	40.43	46.00	-5.57	-7.09	3	Vertical	360	1.00	-	47.52	27.27	3.08	37.44
PK	831.22M	41.74	46.00	-4.26	-6.40	3	Vertical	360	1.00	-	48.14	27.99	3.17	37.56
PK	897.18M	36.17	46.00	-9.83	-6.08	3	Vertical	360	1.00	-	42.25	28.22	3.30	37.60

802.11ac VHT20_Nss1,(MCS0)_2TX

5825MHz_USB

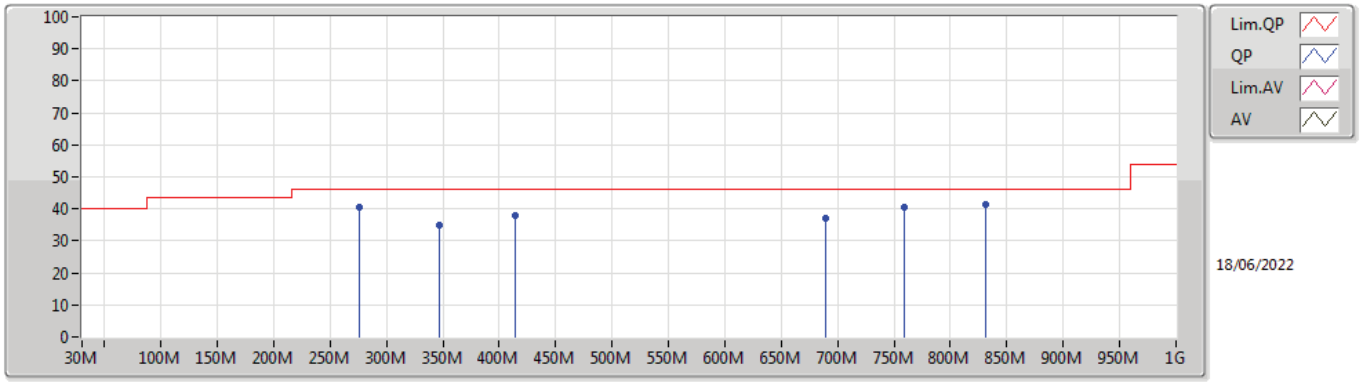

Type	Freq	Level	Limit	Margin	Factor	Dist	Condition	Azimuth	Height	Comment	Raw	AF	CL	PA
	(Hz)	(dBuV/m)	(dBuV/m)	(dB)	(dB)	(m)		(°)	(m)		(dBuV)	(dB)	(dB)	(dB)
PK	276.38M	40.63	46.00	-5.37	-16.88	3	Horizontal	0	1.00	-	57.51	17.94	1.62	36.44
PK	346.22M	35.06	46.00	-10.94	-15.18	3	Horizontal	0	1.00	-	50.24	19.47	1.87	36.52
PK	414.12M	38.11	46.00	-7.89	-12.93	3	Horizontal	0	1.00	-	51.04	21.56	2.06	36.55
PK	689.6M	37.06	46.00	-8.94	-8.64	3	Horizontal	0	1.00	-	45.70	25.73	2.94	37.31
PK	759.44M	40.40	46.00	-5.60	-7.08	3	Horizontal	0	1.00	-	47.48	27.28	3.08	37.44
PK	831.22M	41.59	46.00	-4.41	-6.40	3	Horizontal	0	1.00	-	47.99	27.99	3.17	37.56

802.11ac VHT20_Nss1,(MCS0)_2TX

5825MHz_Adapter

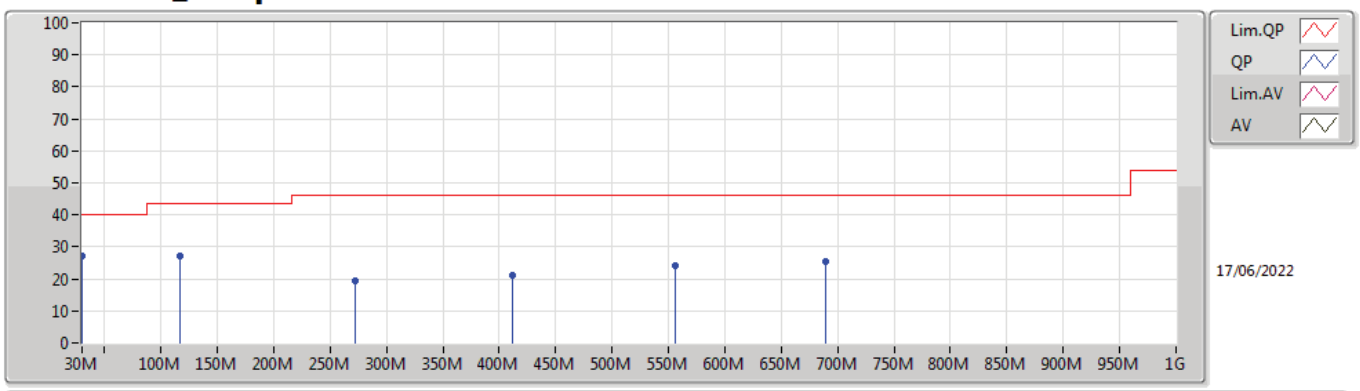

Type	Freq	Level	Limit	Margin	Factor	Dist	Condition	Azimuth	Height	Comment	Raw	AF	CL	PA
	(Hz)	(dBuV/m)	(dBuV/m)	(dB)	(dB)	(m)		(°)	(m)		(dBuV)	(dB)	(dB)	(dB)
PK	30M	27.06	40.00	-12.94	-12.99	3	Vertical	360	1.00	-	40.05	23.73	0.48	37.20
PK	117.3M	27.26	43.50	-16.24	-18.93	3	Vertical	360	1.00	-	46.19	16.59	1.10	36.62
PK	272.5M	19.30	46.00	-26.70	-16.73	3	Vertical	360	1.00	-	36.03	18.11	1.61	36.45
PK	412.18M	21.23	46.00	-24.77	-13.01	3	Vertical	360	1.00	-	34.24	21.48	2.05	36.54
PK	555.74M	24.34	46.00	-21.66	-9.42	3	Vertical	360	1.00	-	33.76	25.17	2.54	37.13
PK	689.6M	25.64	46.00	-20.36	-8.64	3	Vertical	360	1.00	-	34.28	25.73	2.94	37.31

802.11ac VHT20_Nss1,(MCS0)_2TX

5825MHz_Adapter

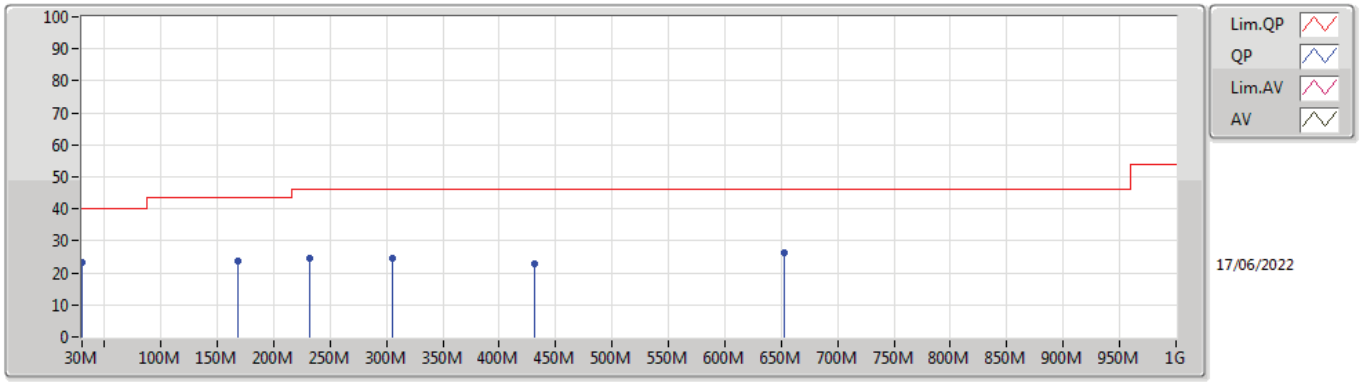

Type	Freq	Level	Limit	Margin	Factor	Dist	Condition	Azimuth	Height	Comment	Raw	AF	CL	PA
	(Hz)	(dBuV/m)	(dBuV/m)	(dB)	(dB)	(m)		(°)	(m)		(dBuV)	(dB)	(dB)	(dB)
PK	30M	23.30	40.00	-16.70	-12.99	3	Horizontal	0	1.00	-	36.29	23.73	0.48	37.20
PK	167.74M	23.59	43.50	-19.91	-20.02	3	Horizontal	0	1.00	-	43.61	15.06	1.36	36.44
PK	231.76M	24.37	46.00	-21.63	-19.40	3	Horizontal	0	1.00	-	43.77	15.52	1.48	36.40
PK	305.48M	24.62	46.00	-21.38	-16.31	3	Horizontal	0	1.00	-	40.93	18.38	1.73	36.42
PK	431.58M	22.93	46.00	-23.07	-12.40	3	Horizontal	0	1.00	-	35.33	22.08	2.12	36.60
PK	652.74M	26.28	46.00	-19.72	-8.67	3	Horizontal	0	1.00	-	34.95	25.63	2.88	37.18

802.11ac VHT40_Nss1,(MCS0)_2TX

5190MHz_USB

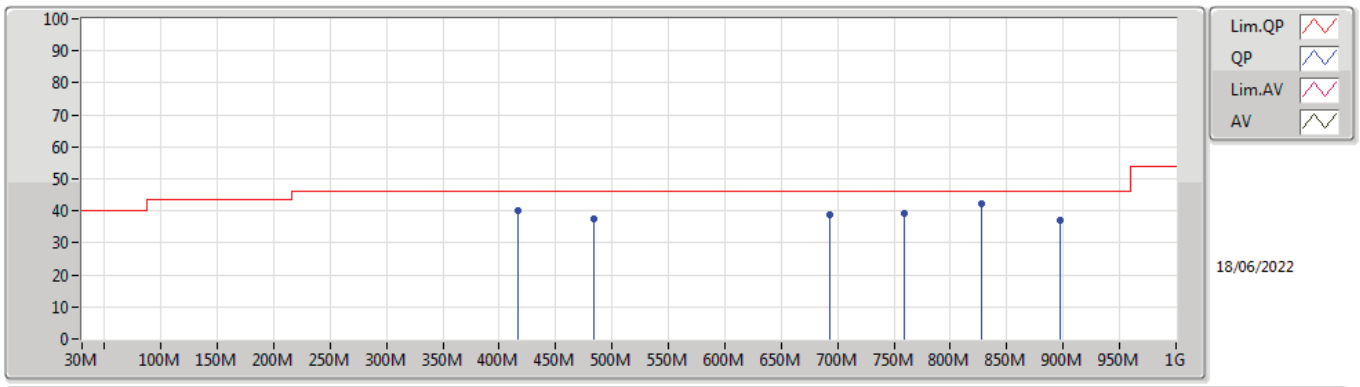

Type	Freq	Level	Limit	Margin	Factor	Dist	Condition	Azimuth	Height	Comment	Raw	AF	CL	PA
	(Hz)	(dBuV/m)	(dBuV/m)	(dB)	(dB)	(m)		(°)	(m)		(dBuV)	(dB)	(dB)	(dB)
PK	416.06M	40.07	46.00	-5.93	-12.85	3	Vertical	360	1.00	-	52.92	21.64	2.06	36.55
PK	483.96M	37.59	46.00	-8.41	-11.67	3	Vertical	360	1.00	-	49.26	22.91	2.29	36.87
PK	693.48M	38.88	46.00	-7.12	-8.63	3	Vertical	360	1.00	-	47.51	25.75	2.95	37.33
PK	759.44M	39.18	46.00	-6.82	-7.08	3	Vertical	360	1.00	-	46.26	27.28	3.08	37.44
PK	827.34M	42.20	46.00	-3.80	-6.61	3	Vertical	360	1.00	-	48.81	27.78	3.16	37.55
PK	897.18M	37.06	46.00	-8.94	-6.08	3	Vertical	360	1.00	-	43.14	28.22	3.30	37.60

802.11ac VHT40_Nss1,(MCS0)_2TX

5190MHz_USB

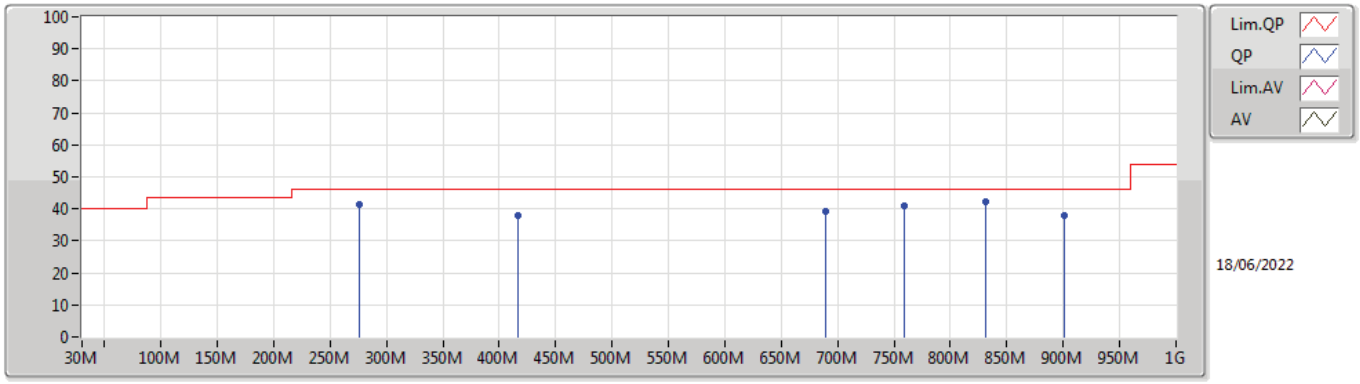

Type	Freq	Level	Limit	Margin	Factor	Dist	Condition	Azimuth	Height	Comment	Raw	AF	CL	PA
	(Hz)	(dBuV/m)	(dBuV/m)	(dB)	(dB)	(m)		(°)	(m)		(dBuV)	(dB)	(dB)	(dB)
PK	276.38M	41.40	46.00	-4.60	-16.88	3	Horizontal	0	1.00	-	58.28	17.94	1.62	36.44
PK	416.06M	38.11	46.00	-7.89	-12.85	3	Horizontal	0	1.00	-	50.96	21.64	2.06	36.55
PK	689.6M	39.40	46.00	-6.60	-8.64	3	Horizontal	0	1.00	-	48.04	25.73	2.94	37.31
PK	759.44M	40.96	46.00	-5.04	-7.08	3	Horizontal	0	1.00	-	48.04	27.28	3.08	37.44
PK	831.22M	42.07	46.00	-3.93	-6.40	3	Horizontal	0	1.00	-	48.47	27.99	3.17	37.56
PK	901.06M	37.98	46.00	-8.02	-6.05	3	Horizontal	0	1.00	-	44.03	28.23	3.31	37.59

802.11ac VHT40_Nss1,(MCS0)_2TX

5190MHz_Adapter

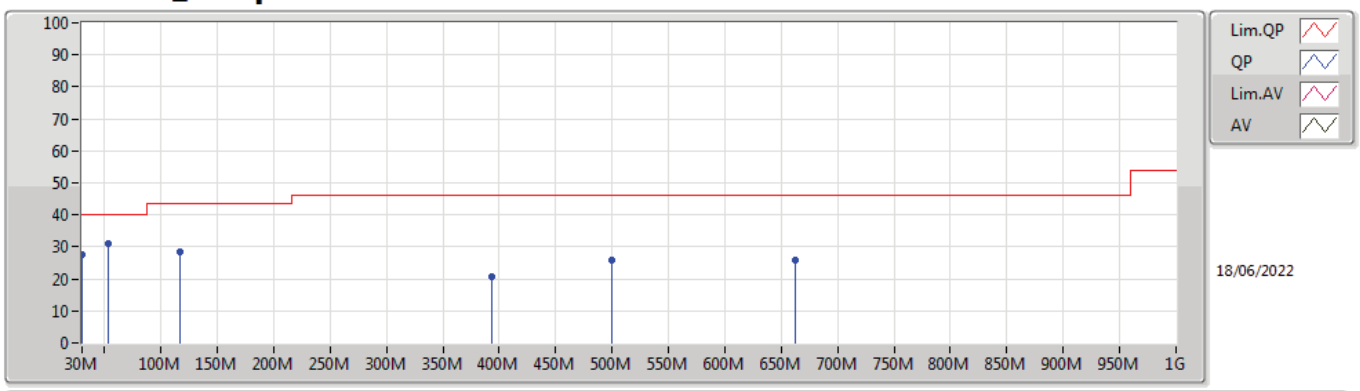

Type	Freq	Level	Limit	Margin	Factor	Dist	Condition	Azimuth	Height	Comment	Raw	AF	CL	PA
	(Hz)	(dBuV/m)	(dBuV/m)	(dB)	(dB)	(m)		(°)	(m)		(dBuV)	(dB)	(dB)	(dB)
PK	30M	27.65	40.00	-12.35	-12.99	3	Vertical	360	1.00	-	40.64	23.73	0.48	37.20
PK	53.28M	31.05	40.00	-8.95	-24.45	3	Vertical	360	1.00	-	55.50	11.98	0.67	37.10
PK	117.3M	28.41	43.50	-15.09	-18.93	3	Vertical	360	1.00	-	47.34	16.59	1.10	36.62
PK	392.78M	20.70	46.00	-25.30	-13.79	3	Vertical	360	1.00	-	34.49	20.73	1.99	36.51
PK	499.48M	25.78	46.00	-20.22	-11.53	3	Vertical	360	1.00	-	37.31	23.11	2.34	36.98
PK	662.44M	25.99	46.00	-20.01	-8.74	3	Vertical	360	1.00	-	34.73	25.57	2.90	37.21

802.11ac VHT40_Nss1,(MCS0)_2TX

5190MHz_Adapter

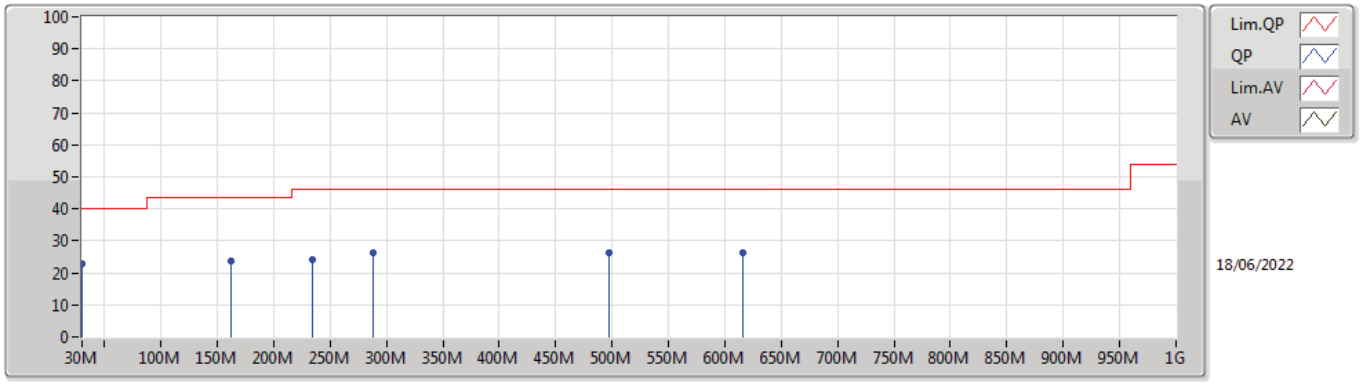

Type	Freq	Level	Limit	Margin	Factor	Dist	Condition	Azimuth	Height	Comment	Raw	AF	CL	PA
	(Hz)	(dBuV/m)	(dBuV/m)	(dB)	(dB)	(m)		(°)	(m)		(dBuV)	(dB)	(dB)	(dB)
PK	30M	22.90	40.00	-17.10	-12.99	3	Horizontal	0	1.00	-	35.89	23.73	0.48	37.20
PK	161.92M	23.85	43.50	-19.65	-19.55	3	Horizontal	0	1.00	-	43.40	15.51	1.36	36.42
PK	233.7M	24.20	46.00	-21.80	-19.23	3	Horizontal	0	1.00	-	43.43	15.70	1.48	36.41
PK	288.02M	26.15	46.00	-19.85	-16.56	3	Horizontal	0	1.00	-	42.71	18.20	1.67	36.43
PK	497.54M	26.46	46.00	-19.54	-11.54	3	Horizontal	0	1.00	-	38.00	23.09	2.33	36.96
PK	615.88M	26.39	46.00	-19.61	-9.20	3	Horizontal	0	1.00	-	35.59	25.19	2.73	37.12

802.11ac VHT40_Nss1,(MCS0)_2TX

5230MHz_USB

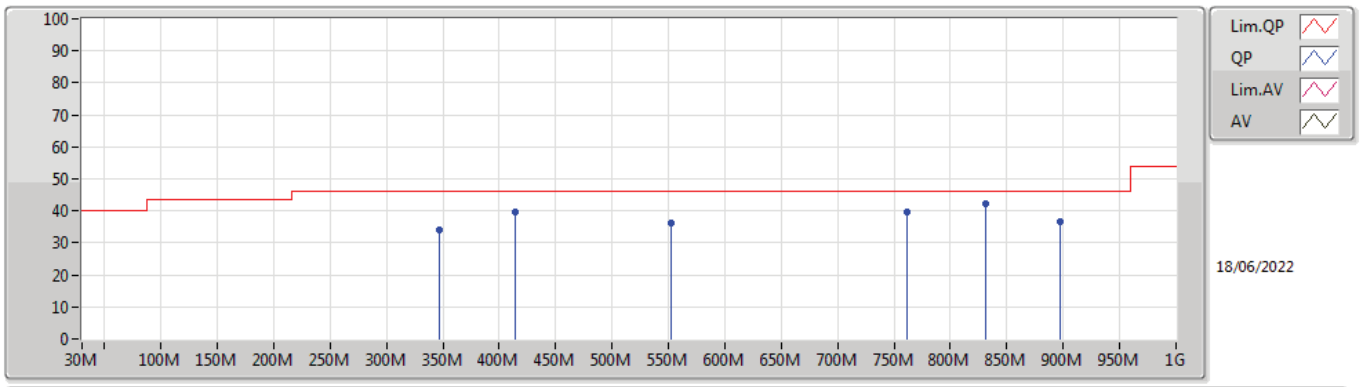

Type	Freq	Level	Limit	Margin	Factor	Dist	Condition	Azimuth	Height	Comment	Raw	AF	CL	PA
	(Hz)	(dBuV/m)	(dBuV/m)	(dB)	(dB)	(m)		(°)	(m)		(dBuV)	(dB)	(dB)	(dB)
PK	346.22M	33.87	46.00	-12.13	-15.18	3	Vertical	360	1.00	-	49.05	19.47	1.87	36.52
PK	414.12M	39.83	46.00	-6.17	-12.93	3	Vertical	360	1.00	-	52.76	21.56	2.06	36.55
PK	551.86M	36.37	46.00	-9.63	-9.91	3	Vertical	360	1.00	-	46.28	24.69	2.53	37.13
PK	761.38M	39.61	46.00	-6.39	-7.09	3	Vertical	360	1.00	-	46.70	27.27	3.08	37.44
PK	831.22M	42.30	46.00	-3.70	-6.40	3	Vertical	360	1.00	-	48.70	27.99	3.17	37.56
PK	897.18M	36.46	46.00	-9.54	-6.08	3	Vertical	360	1.00	-	42.54	28.22	3.30	37.60

802.11ac VHT40_Nss1,(MCS0)_2TX

5230MHz_USB

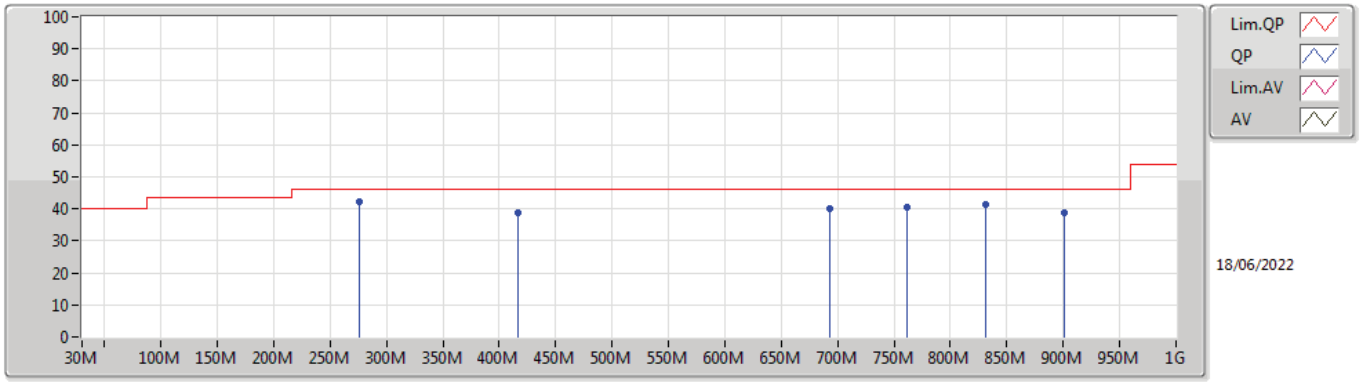

Type	Freq	Level	Limit	Margin	Factor	Dist	Condition	Azimuth	Height	Comment	Raw	AF	CL	PA
	(Hz)	(dBuV/m)	(dBuV/m)	(dB)	(dB)	(m)		(°)	(m)		(dBuV)	(dB)	(dB)	(dB)
PK	276.38M	42.10	46.00	-3.90	-16.88	3	Horizontal	0	1.00	-	58.98	17.94	1.62	36.44
PK	416.06M	38.65	46.00	-7.35	-12.85	3	Horizontal	0	1.00	-	51.50	21.64	2.06	36.55
PK	693.48M	40.29	46.00	-5.71	-8.63	3	Horizontal	0	1.00	-	48.92	25.75	2.95	37.33
PK	761.38M	40.55	46.00	-5.45	-7.09	3	Horizontal	0	1.00	-	47.64	27.27	3.08	37.44
PK	831.22M	41.56	46.00	-4.44	-6.40	3	Horizontal	0	1.00	-	47.96	27.99	3.17	37.56
PK	901.06M	38.62	46.00	-7.38	-6.05	3	Horizontal	0	1.00	-	44.67	28.23	3.31	37.59

802.11ac VHT40_Nss1,(MCS0)_2TX

5230MHz_Adapter

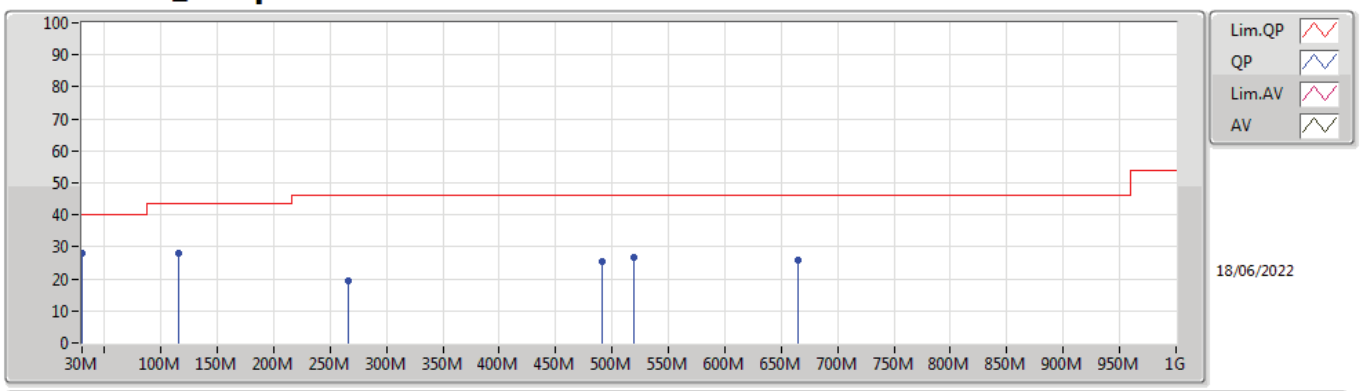

Type	Freq	Level	Limit	Margin	Factor	Dist	Condition	Azimuth	Height	Comment	Raw	AF	CL	PA
	(Hz)	(dBuV/m)	(dBuV/m)	(dB)	(dB)	(m)		(°)	(m)		(dBuV)	(dB)	(dB)	(dB)
PK	30M	27.93	40.00	-12.07	-12.99	3	Vertical	0	1.00	-	40.92	23.73	0.48	37.20
PK	115.36M	28.20	43.50	-15.30	-19.05	3	Vertical	0	1.00	-	47.25	16.49	1.08	36.62
PK	266.68M	19.25	46.00	-26.75	-15.98	3	Vertical	0	1.00	-	35.23	18.89	1.59	36.46
PK	491.72M	25.37	46.00	-20.63	-11.60	3	Vertical	0	1.00	-	36.97	23.02	2.31	36.93
PK	518.88M	26.62	46.00	-19.38	-11.53	3	Vertical	0	1.00	-	38.15	23.10	2.41	37.04
PK	664.38M	25.80	46.00	-20.20	-8.76	3	Vertical	0	1.00	-	34.56	25.56	2.90	37.22

802.11ac VHT40_Nss1,(MCS0)_2TX

5230MHz_Adapter

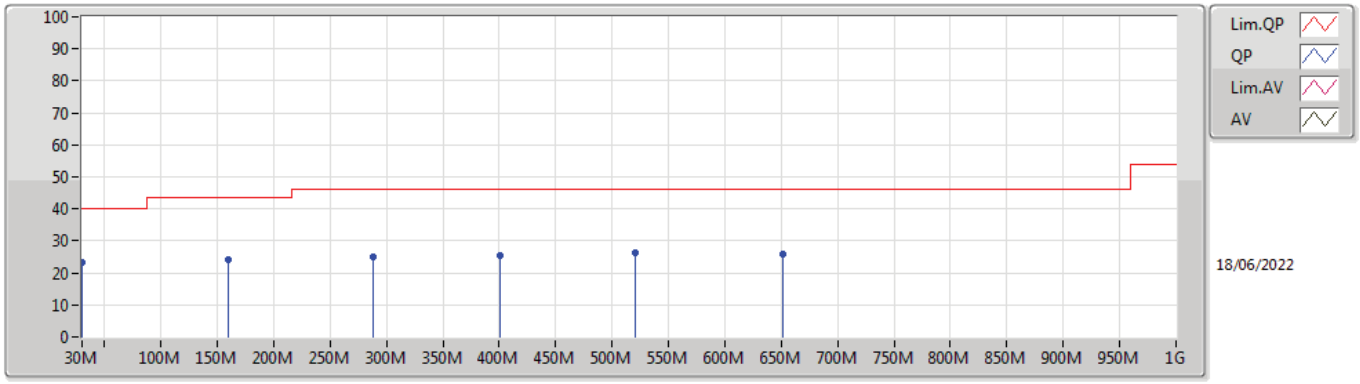

Type	Freq	Level	Limit	Margin	Factor	Dist	Condition	Azimuth	Height	Comment	Raw	AF	CL	PA
	(Hz)	(dBuV/m)	(dBuV/m)	(dB)	(dB)	(m)		(°)	(m)		(dBuV)	(dB)	(dB)	(dB)
PK	30M	23.37	40.00	-16.63	-12.99	3	Horizontal	360	1.00	-	36.36	23.73	0.48	37.20
PK	159.98M	24.22	43.50	-19.28	-19.35	3	Horizontal	360	1.00	-	43.57	15.70	1.36	36.41
PK	288.02M	24.83	46.00	-21.17	-16.56	3	Horizontal	360	1.00	-	41.39	18.20	1.67	36.43
PK	400.54M	25.26	46.00	-20.74	-13.43	3	Horizontal	360	1.00	-	38.69	21.07	2.01	36.51
PK	520.82M	26.49	46.00	-19.51	-11.54	3	Horizontal	360	1.00	-	38.03	23.08	2.42	37.04
PK	650.8M	25.83	46.00	-20.17	-8.64	3	Horizontal	360	1.00	-	34.47	25.65	2.88	37.17

802.11ac VHT40_Nss1,(MCS0)_2TX

5270MHz_USB

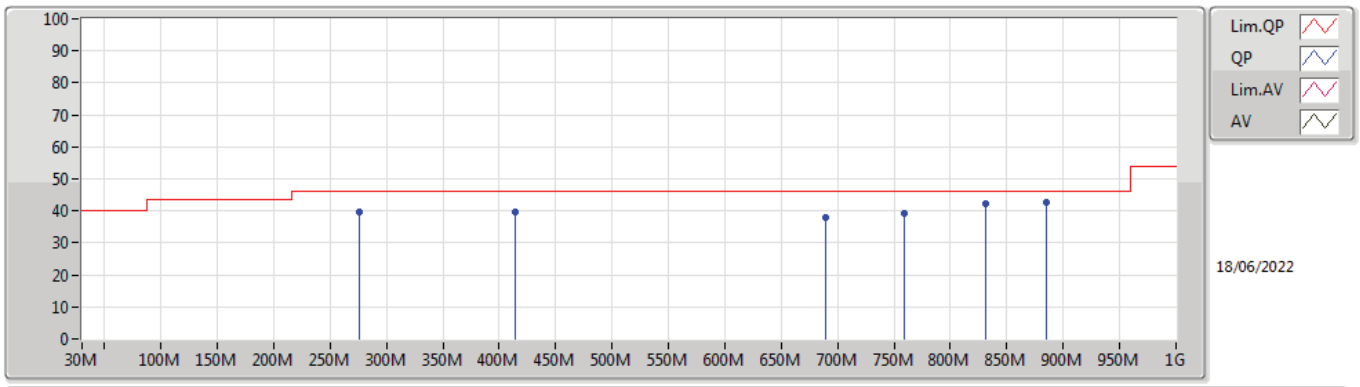

Type	Freq	Level	Limit	Margin	Factor	Dist	Condition	Azimuth	Height	Comment	Raw	AF	CL	PA
	(Hz)	(dBuV/m)	(dBuV/m)	(dB)	(dB)	(m)		(°)	(m)		(dBuV)	(dB)	(dB)	(dB)
PK	276.38M	39.66	46.00	-6.34	-16.88	3	Vertical	0	1.00	-	56.54	17.94	1.62	36.44
PK	414.12M	39.84	46.00	-6.16	-12.93	3	Vertical	0	1.00	-	52.77	21.56	2.06	36.55
PK	689.6M	37.97	46.00	-8.03	-8.64	3	Vertical	0	1.00	-	46.61	25.73	2.94	37.31
PK	759.44M	39.22	46.00	-6.78	-7.08	3	Vertical	0	1.00	-	46.30	27.28	3.08	37.44
PK	831.22M	42.21	46.00	-3.79	-6.40	3	Vertical	0	1.00	-	48.61	27.99	3.17	37.56
PK	885.54M	42.70	46.00	-3.30	-6.09	3	Vertical	0	1.00	-	48.79	28.23	3.28	37.60

802.11ac VHT40_Nss1,(MCS0)_2TX

5270MHz_USB

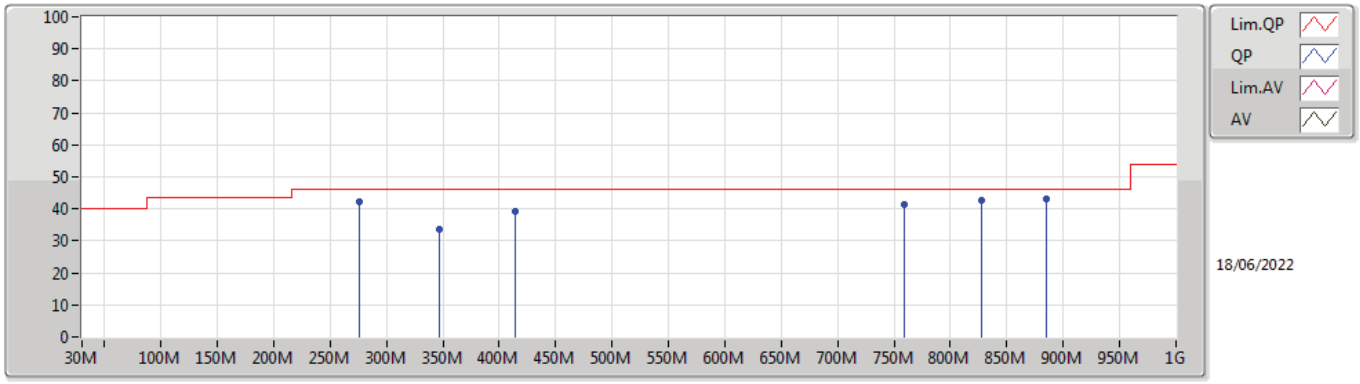

Type	Freq	Level	Limit	Margin	Factor	Dist	Condition	Azimuth	Height	Comment	Raw	AF	CL	PA
	(Hz)	(dBuV/m)	(dBuV/m)	(dB)	(dB)	(m)		(°)	(m)		(dBuV)	(dB)	(dB)	(dB)
PK	276.38M	42.28	46.00	-3.72	-16.88	3	Horizontal	360	1.00	-	59.16	17.94	1.62	36.44
PK	346.22M	33.82	46.00	-12.18	-15.18	3	Horizontal	360	1.00	-	49.00	19.47	1.87	36.52
PK	414.12M	39.01	46.00	-6.99	-12.93	3	Horizontal	360	1.00	-	51.94	21.56	2.06	36.55
PK	759.44M	41.31	46.00	-4.69	-7.08	3	Horizontal	360	1.00	-	48.39	27.28	3.08	37.44
PK	827.34M	42.72	46.00	-3.28	-6.61	3	Horizontal	360	1.00	-	49.33	27.78	3.16	37.55
PK	885.54M	42.91	46.00	-3.09	-6.09	3	Horizontal	360	1.00	-	49.00	28.23	3.28	37.60

802.11ac VHT40_Nss1,(MCS0)_2TX

5270MHz_Adapter

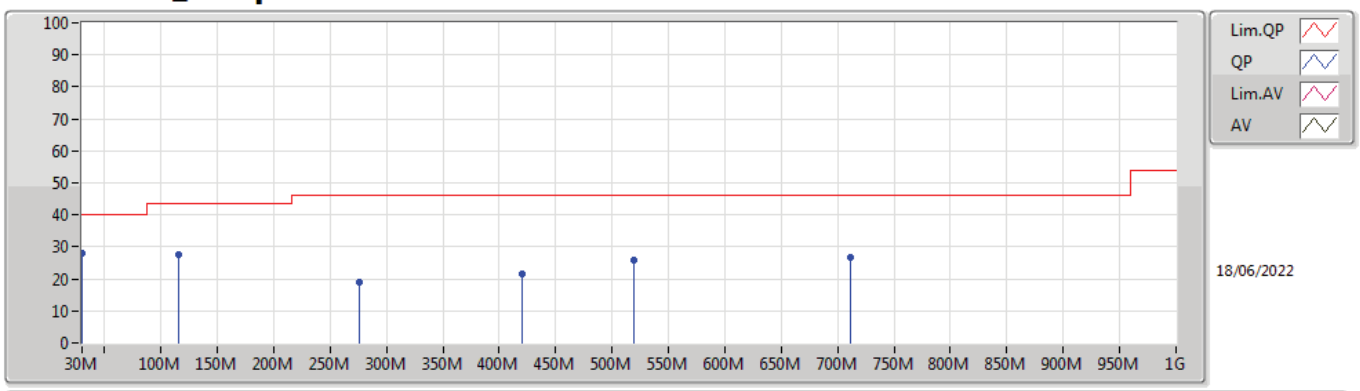

Type	Freq	Level	Limit	Margin	Factor	Dist	Condition	Azimuth	Height	Comment	Raw	AF	CL	PA
	(Hz)	(dBuV/m)	(dBuV/m)	(dB)	(dB)	(m)		(°)	(m)		(dBuV)	(dB)	(dB)	(dB)
PK	30M	28.23	40.00	-11.77	-12.99	3	Vertical	0	1.00	-	41.22	23.73	0.48	37.20
PK	115.36M	27.66	43.50	-15.84	-19.05	3	Vertical	0	1.00	-	46.71	16.49	1.08	36.62
PK	276.38M	19.10	46.00	-26.90	-16.88	3	Vertical	0	1.00	-	35.98	17.94	1.62	36.44
PK	419.94M	21.36	46.00	-24.64	-12.69	3	Vertical	0	1.00	-	34.05	21.80	2.08	36.57
PK	518.88M	25.69	46.00	-20.31	-11.53	3	Vertical	0	1.00	-	37.22	23.10	2.41	37.04
PK	710.94M	26.70	46.00	-19.30	-8.42	3	Vertical	0	1.00	-	35.12	25.97	2.98	37.37

802.11ac VHT40_Nss1,(MCS0)_2TX

5270MHz_Adapter

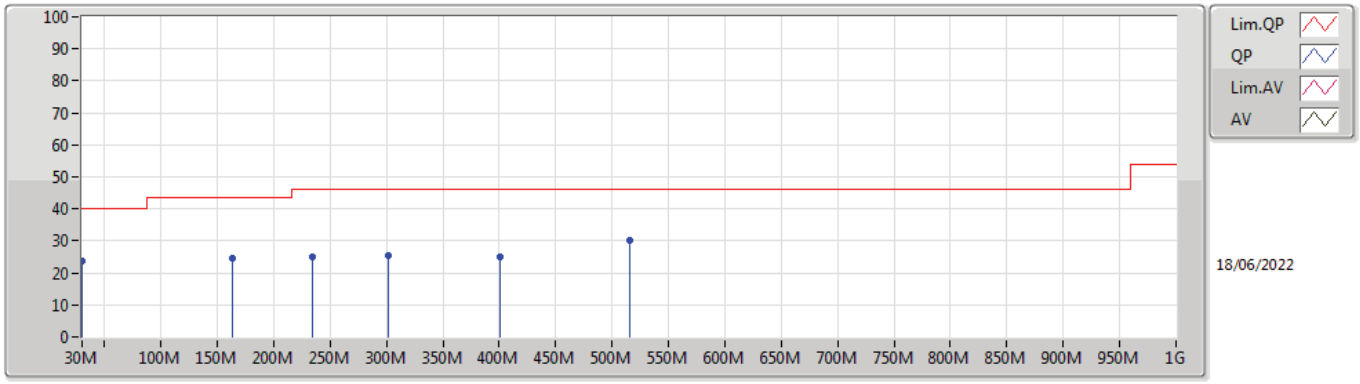

Type	Freq	Level	Limit	Margin	Factor	Dist	Condition	Azimuth	Height	Comment	Raw	AF	CL	PA
	(Hz)	(dBuV/m)	(dBuV/m)	(dB)	(dB)	(m)		(°)	(m)		(dBuV)	(dB)	(dB)	(dB)
PK	30M	23.55	40.00	-16.45	-12.99	3	Horizontal	360	1.00	-	36.54	23.73	0.48	37.20
PK	163.86M	24.72	43.50	-18.78	-19.63	3	Horizontal	360	1.00	-	44.35	15.43	1.36	36.42
PK	233.7M	24.82	46.00	-21.18	-19.23	3	Horizontal	360	1.00	-	44.05	15.70	1.48	36.41
PK	301.6M	25.61	46.00	-20.39	-16.31	3	Horizontal	360	1.00	-	41.92	18.38	1.72	36.41
PK	400.54M	24.98	46.00	-21.02	-13.43	3	Horizontal	360	1.00	-	38.41	21.07	2.01	36.51
PK	515M	30.26	46.00	-15.74	-11.48	3	Horizontal	360	1.00	-	41.74	23.14	2.40	37.02

802.11ac VHT40_Nss1,(MCS0)_2TX

5310MHz_USB

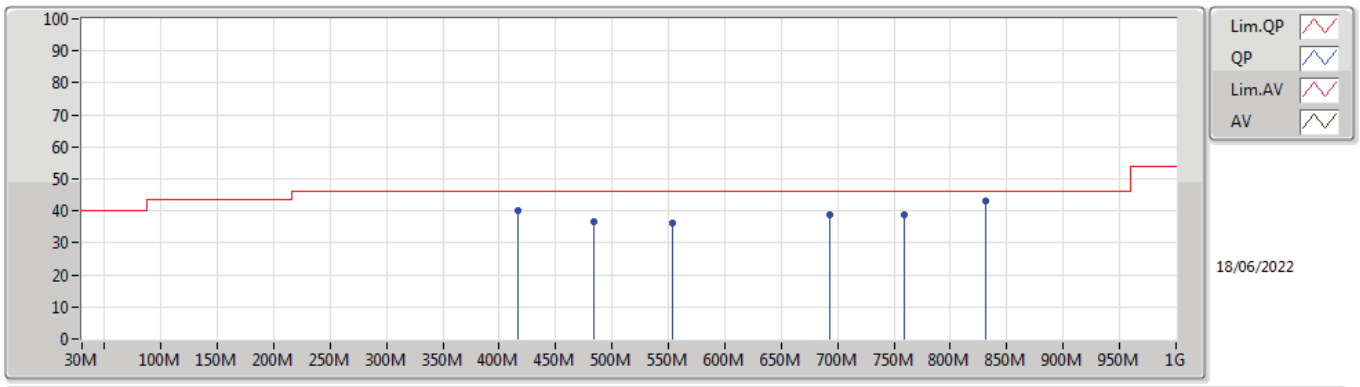

Type	Freq	Level	Limit	Margin	Factor	Dist	Condition	Azimuth	Height	Comment	Raw	AF	CL	PA
	(Hz)	(dBuV/m)	(dBuV/m)	(dB)	(dB)	(m)		(°)	(m)		(dBuV)	(dB)	(dB)	(dB)
PK	416.06M	40.13	46.00	-5.87	-12.85	3	Vertical	360	1.00	-	52.98	21.64	2.06	36.55
PK	483.96M	36.70	46.00	-9.30	-11.67	3	Vertical	360	1.00	-	48.37	22.91	2.29	36.87
PK	553.8M	36.11	46.00	-9.89	-9.63	3	Vertical	360	1.00	-	45.74	24.96	2.54	37.13
PK	693.48M	38.80	46.00	-7.20	-8.63	3	Vertical	360	1.00	-	47.43	25.75	2.95	37.33
PK	759.44M	38.59	46.00	-7.41	-7.08	3	Vertical	360	1.00	-	45.67	27.28	3.08	37.44
PK	831.22M	42.98	46.00	-3.02	-6.40	3	Vertical	360	1.00	-	49.38	27.99	3.17	37.56

802.11ac VHT40_Nss1,(MCS0)_2TX

5310MHz_USB

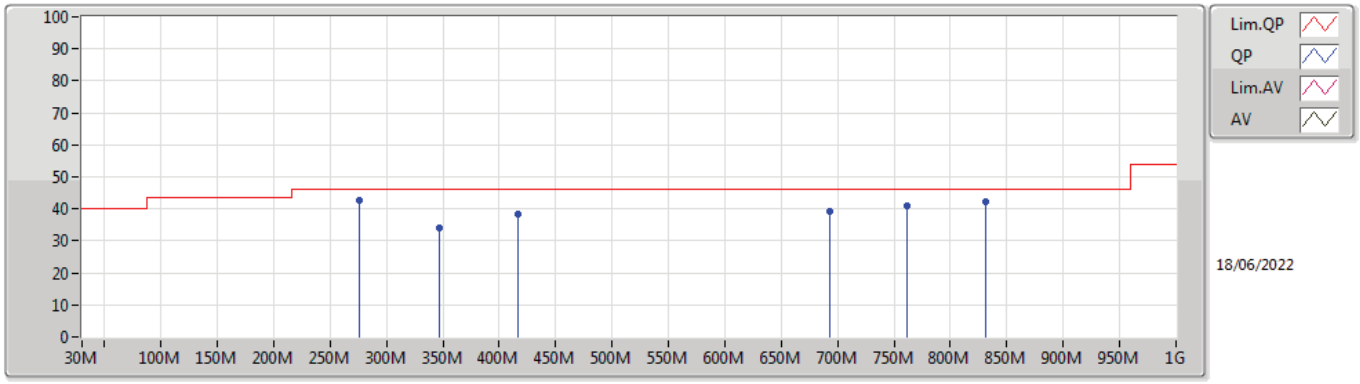

Type	Freq	Level	Limit	Margin	Factor	Dist	Condition	Azimuth	Height	Comment	Raw	AF	CL	PA
	(Hz)	(dBuV/m)	(dBuV/m)	(dB)	(dB)	(m)		(°)	(m)		(dBuV)	(dB)	(dB)	(dB)
PK	276.38M	42.60	46.00	-3.40	-16.88	3	Horizontal	0	1.00	-	59.48	17.94	1.62	36.44
PK	346.22M	34.01	46.00	-11.99	-15.18	3	Horizontal	0	1.00	-	49.19	19.47	1.87	36.52
PK	416.06M	38.40	46.00	-7.60	-12.85	3	Horizontal	0	1.00	-	51.25	21.64	2.06	36.55
PK	693.48M	39.07	46.00	-6.93	-8.63	3	Horizontal	0	1.00	-	47.70	25.75	2.95	37.33
PK	761.38M	41.15	46.00	-4.85	-7.09	3	Horizontal	0	1.00	-	48.24	27.27	3.08	37.44
PK	831.22M	42.33	46.00	-3.67	-6.40	3	Horizontal	0	1.00	-	48.73	27.99	3.17	37.56

802.11ac VHT40_Nss1,(MCS0)_2TX

5310MHz_Adapter

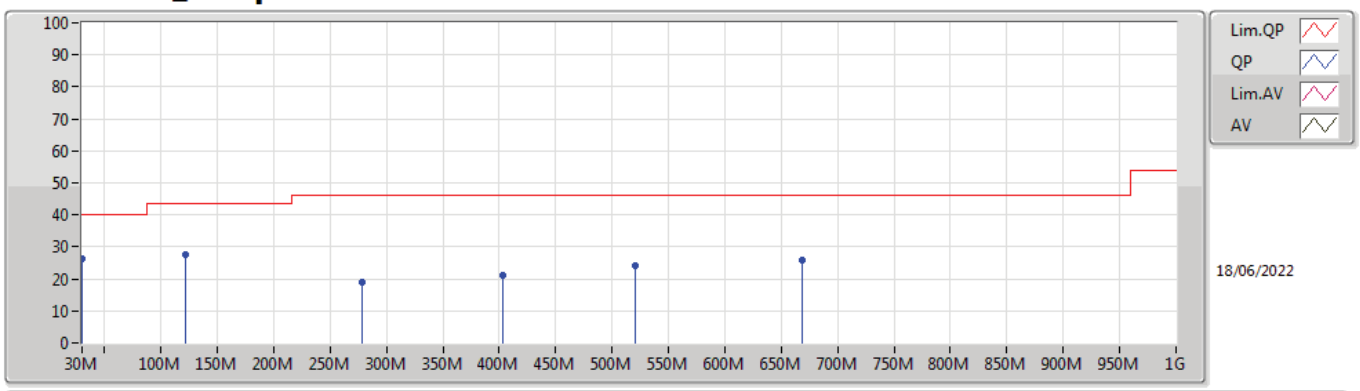

Type	Freq	Level	Limit	Margin	Factor	Dist	Condition	Azimuth	Height	Comment	Raw	AF	CL	PA
	(Hz)	(dBuV/m)	(dBuV/m)	(dB)	(dB)	(m)		(°)	(m)		(dBuV)	(dB)	(dB)	(dB)
PK	30M	26.30	40.00	-13.70	-12.99	3	Vertical	360	1.00	-	39.29	23.73	0.48	37.20
PK	121.18M	27.75	43.50	-15.75	-18.74	3	Vertical	360	1.00	-	46.49	16.74	1.13	36.61
PK	278.32M	19.02	46.00	-26.98	-16.86	3	Vertical	360	1.00	-	35.88	17.95	1.63	36.44
PK	402.48M	21.21	46.00	-24.79	-13.37	3	Vertical	360	1.00	-	34.58	21.13	2.02	36.52
PK	520.82M	24.19	46.00	-21.81	-11.54	3	Vertical	360	1.00	-	35.73	23.08	2.42	37.04
PK	668.26M	25.76	46.00	-20.24	-8.75	3	Vertical	360	1.00	-	34.51	25.58	2.91	37.24

802.11ac VHT40_Nss1,(MCS0)_2TX

5310MHz_Adapter

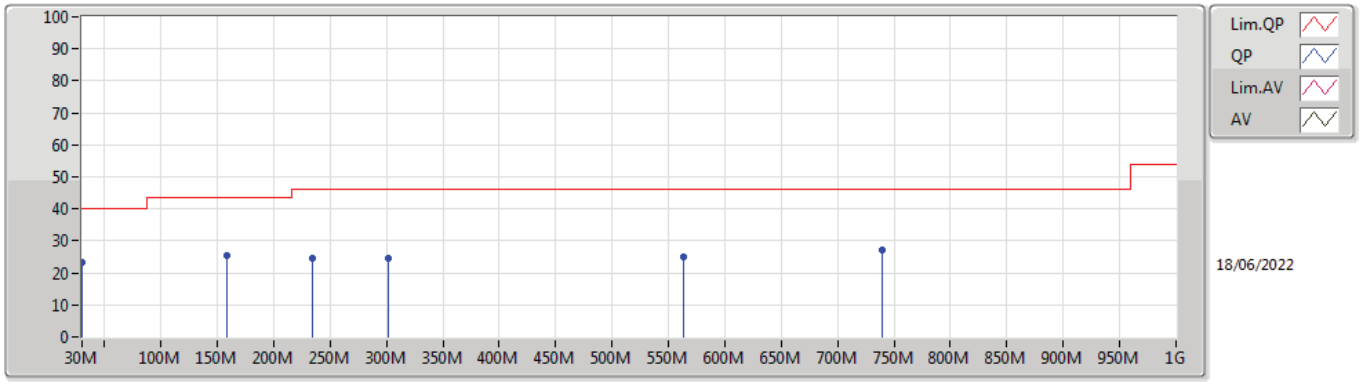

Type	Freq	Level	Limit	Margin	Factor	Dist	Condition	Azimuth	Height	Comment	Raw	AF	CL	PA
	(Hz)	(dBuV/m)	(dBuV/m)	(dB)	(dB)	(m)		(°)	(m)		(dBuV)	(dB)	(dB)	(dB)
PK	30M	23.32	40.00	-16.68	-12.99	3	Horizontal	0	1.00	-	36.31	23.73	0.48	37.20
PK	158.04M	25.34	43.50	-18.16	-19.16	3	Horizontal	0	1.00	-	44.50	15.89	1.36	36.41
PK	233.7M	24.68	46.00	-21.32	-19.23	3	Horizontal	0	1.00	-	43.91	15.70	1.48	36.41
PK	301.6M	24.65	46.00	-21.35	-16.31	3	Horizontal	0	1.00	-	40.96	18.38	1.72	36.41
PK	563.5M	25.19	46.00	-20.81	-9.24	3	Horizontal	0	1.00	-	34.43	25.31	2.57	37.12
PK	740.04M	27.03	46.00	-18.97	-7.23	3	Horizontal	0	1.00	-	34.26	27.13	3.05	37.41

802.11ac VHT40_Nss1,(MCS0)_2TX

5510MHz_USB

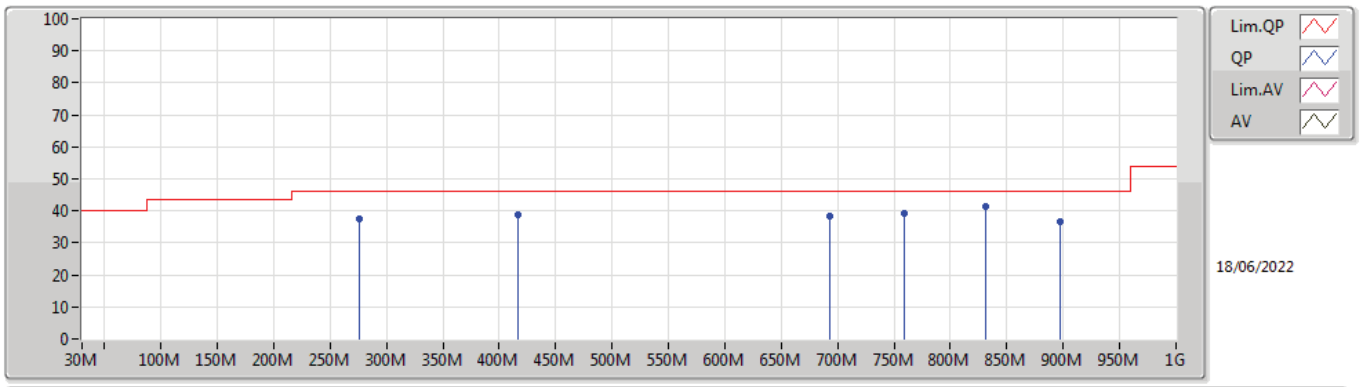

Type	Freq	Level	Limit	Margin	Factor	Dist	Condition	Azimuth	Height	Comment	Raw	AF	CL	PA
	(Hz)	(dBuV/m)	(dBuV/m)	(dB)	(dB)	(m)		(°)	(m)		(dBuV)	(dB)	(dB)	(dB)
PK	276.38M	37.55	46.00	-8.45	-16.88	3	Vertical	0	1.00	-	54.43	17.94	1.62	36.44
PK	416.06M	38.65	46.00	-7.35	-12.85	3	Vertical	0	1.00	-	51.50	21.64	2.06	36.55
PK	693.48M	38.47	46.00	-7.53	-8.63	3	Vertical	0	1.00	-	47.10	25.75	2.95	37.33
PK	759.44M	39.42	46.00	-6.58	-7.08	3	Vertical	0	1.00	-	46.50	27.28	3.08	37.44
PK	831.22M	41.46	46.00	-4.54	-6.40	3	Vertical	0	1.00	-	47.86	27.99	3.17	37.56
PK	897.18M	36.67	46.00	-9.33	-6.08	3	Vertical	0	1.00	-	42.75	28.22	3.30	37.60

802.11ac VHT40_Nss1,(MCS0)_2TX

5510MHz_USB

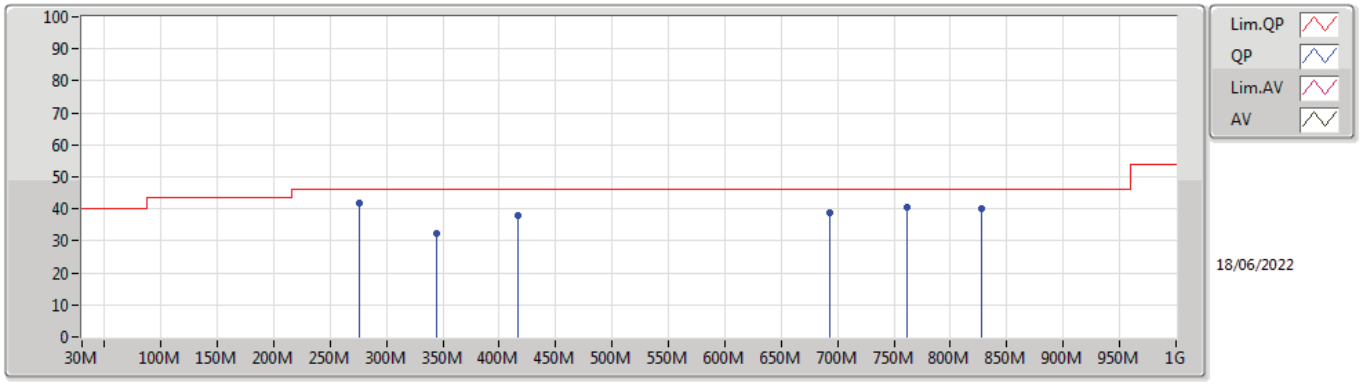

Type	Freq	Level	Limit	Margin	Factor	Dist	Condition	Azimuth	Height	Comment	Raw	AF	CL	PA
	(Hz)	(dBuV/m)	(dBuV/m)	(dB)	(dB)	(m)		(°)	(m)		(dBuV)	(dB)	(dB)	(dB)
PK	276.38M	41.63	46.00	-4.37	-16.88	3	Horizontal	360	1.00	-	58.51	17.94	1.62	36.44
PK	416.06M	37.84	46.00	-8.16	-12.85	3	Horizontal	360	1.00	-	50.69	21.64	2.06	36.55
PK	344.28M	32.53	46.00	-13.47	-15.25	3	Horizontal	360	1.00	-	47.78	19.41	1.86	36.52
PK	693.48M	38.97	46.00	-7.03	-8.63	3	Horizontal	360	1.00	-	47.60	25.75	2.95	37.33
PK	761.38M	40.48	46.00	-5.52	-7.09	3	Horizontal	360	1.00	-	47.57	27.27	3.08	37.44
PK	827.34M	40.19	46.00	-5.81	-6.61	3	Horizontal	360	1.00	-	46.80	27.78	3.16	37.55

802.11ac VHT40_Nss1,(MCS0)_2TX

5510MHz_Adapter

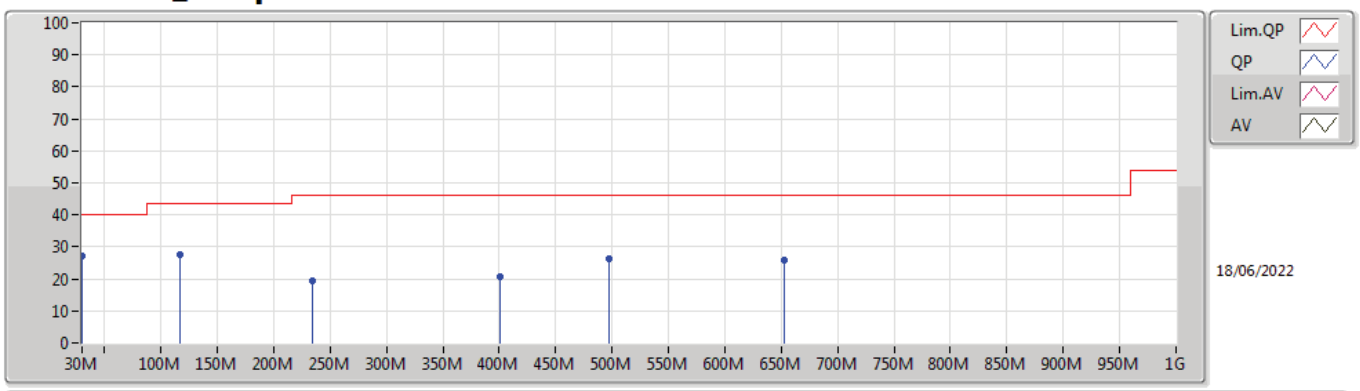

Type	Freq	Level	Limit	Margin	Factor	Dist	Condition	Azimuth	Height	Comment	Raw	AF	CL	PA
	(Hz)	(dBuV/m)	(dBuV/m)	(dB)	(dB)	(m)		(°)	(m)		(dBuV)	(dB)	(dB)	(dB)
PK	30M	27.36	40.00	-12.64	-12.99	3	Vertical	0	1.00	-	40.35	23.73	0.48	37.20
PK	117.3M	27.69	43.50	-15.81	-18.93	3	Vertical	0	1.00	-	46.62	16.59	1.10	36.62
PK	233.7M	19.51	46.00	-26.49	-19.23	3	Vertical	0	1.00	-	38.74	15.70	1.48	36.41
PK	400.54M	20.81	46.00	-25.19	-13.43	3	Vertical	0	1.00	-	34.24	21.07	2.01	36.51
PK	497.54M	26.39	46.00	-19.61	-11.54	3	Vertical	0	1.00	-	37.93	23.09	2.33	36.96
PK	652.74M	26.04	46.00	-19.96	-8.67	3	Vertical	0	1.00	-	34.71	25.63	2.88	37.18

802.11ac VHT40_Nss1,(MCS0)_2TX

5510MHz_Adapter

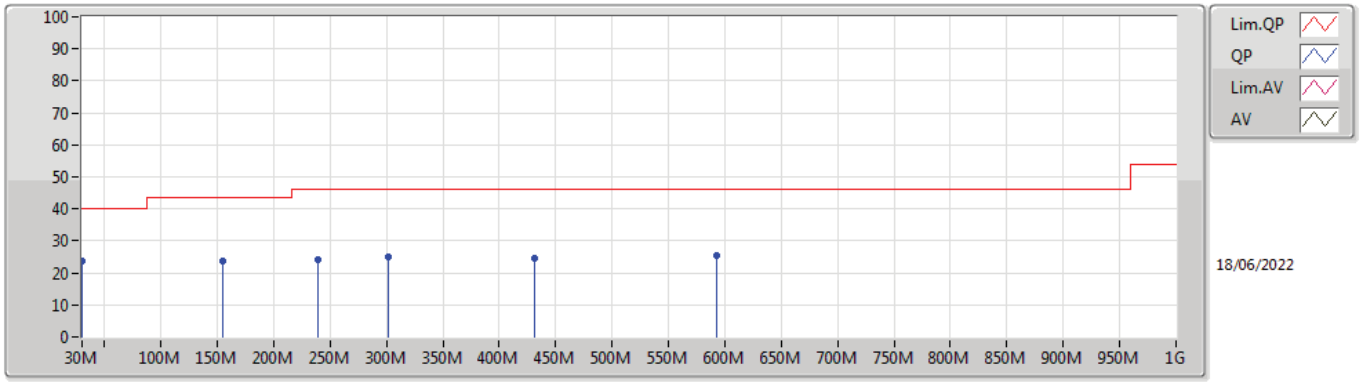

Type	Freq	Level	Limit	Margin	Factor	Dist	Condition	Azimuth	Height	Comment	Raw	AF	CL	PA
	(Hz)	(dBuV/m)	(dBuV/m)	(dB)	(dB)	(m)		(°)	(m)		(dBuV)	(dB)	(dB)	(dB)
PK	30M	23.83	40.00	-16.17	-12.99	3	Horizontal	360	1.00	-	36.82	23.73	0.48	37.20
PK	154.16M	23.85	43.50	-19.65	-18.95	3	Horizontal	360	1.00	-	42.80	16.12	1.35	36.42
PK	239.52M	24.30	46.00	-21.70	-18.59	3	Horizontal	360	1.00	-	42.89	16.35	1.50	36.44
PK	301.6M	24.81	46.00	-21.19	-16.31	3	Horizontal	360	1.00	-	41.12	18.38	1.72	36.41
PK	431.58M	24.70	46.00	-21.30	-12.40	3	Horizontal	360	1.00	-	37.10	22.08	2.12	36.60
PK	592.6M	25.63	46.00	-20.37	-9.66	3	Horizontal	360	1.00	-	35.29	24.80	2.64	37.10

802.11ac VHT40_Nss1,(MCS0)_2TX

5550MHz_USB

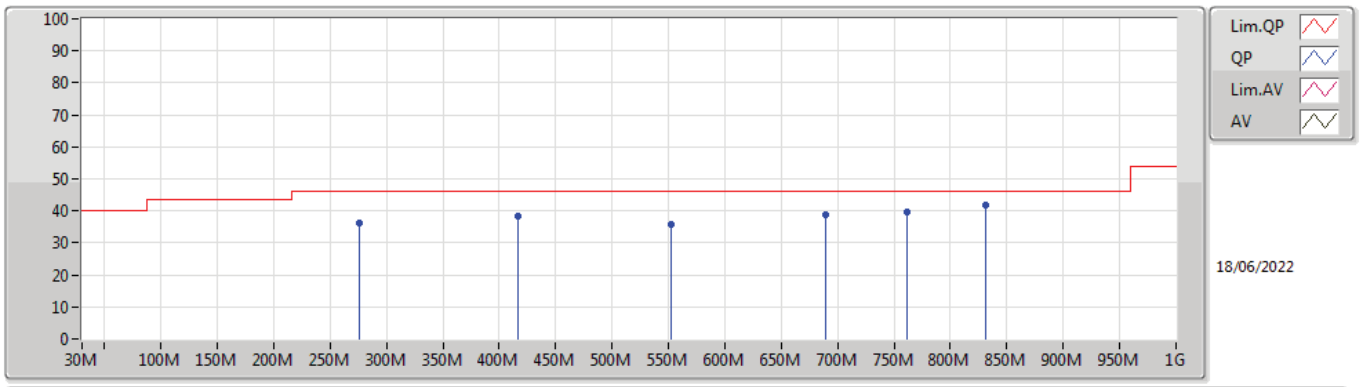

Type	Freq	Level	Limit	Margin	Factor	Dist	Condition	Azimuth	Height	Comment	Raw	AF	CL	PA
	(Hz)	(dBuV/m)	(dBuV/m)	(dB)	(dB)	(m)		(°)	(m)		(dBuV)	(dB)	(dB)	(dB)
PK	276.38M	36.39	46.00	-9.61	-16.88	3	Vertical	360	1.00	-	53.27	17.94	1.62	36.44
PK	416.06M	38.21	46.00	-7.79	-12.85	3	Vertical	360	1.00	-	51.06	21.64	2.06	36.55
PK	551.86M	35.58	46.00	-10.42	-9.91	3	Vertical	360	1.00	-	45.49	24.69	2.53	37.13
PK	689.6M	38.73	46.00	-7.27	-8.64	3	Vertical	360	1.00	-	47.37	25.73	2.94	37.31
PK	761.38M	39.51	46.00	-6.49	-7.09	3	Vertical	360	1.00	-	46.60	27.27	3.08	37.44
PK	831.22M	41.86	46.00	-4.14	-6.40	3	Vertical	360	1.00	-	48.26	27.99	3.17	37.56

802.11ac VHT40_Nss1,(MCS0)_2TX

5550MHz_USB

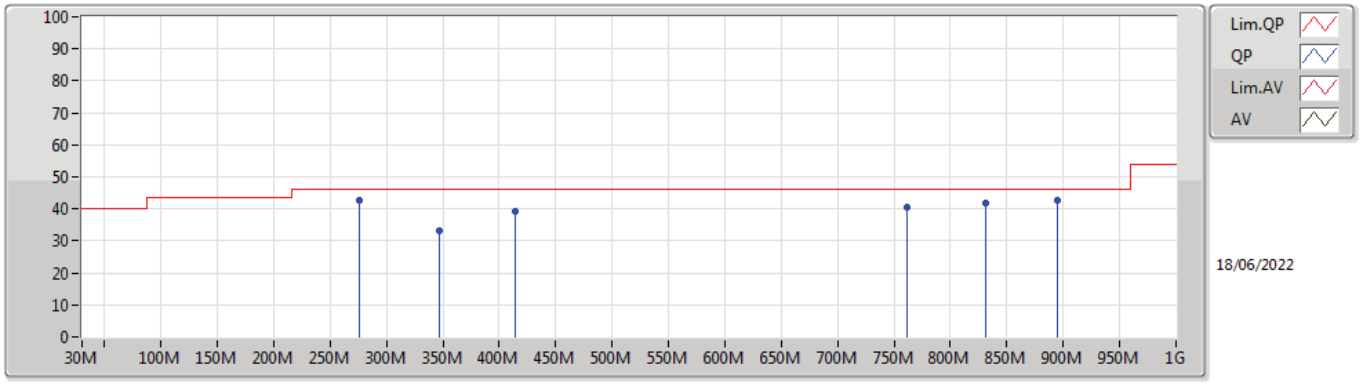

Type	Freq	Level	Limit	Margin	Factor	Dist	Condition	Azimuth	Height	Comment	Raw	AF	CL	PA
	(Hz)	(dBuV/m)	(dBuV/m)	(dB)	(dB)	(m)		(°)	(m)		(dBuV)	(dB)	(dB)	(dB)
PK	276.38M	42.88	46.00	-3.12	-16.88	3	Horizontal	0	1.00	-	59.76	17.94	1.62	36.44
PK	346.22M	33.38	46.00	-12.62	-15.18	3	Horizontal	0	1.00	-	48.56	19.47	1.87	36.52
PK	414.12M	39.22	46.00	-6.78	-12.93	3	Horizontal	0	1.00	-	52.15	21.56	2.06	36.55
PK	761.38M	40.40	46.00	-5.60	-7.09	3	Horizontal	0	1.00	-	47.49	27.27	3.08	37.44
PK	831.22M	41.81	46.00	-4.19	-6.40	3	Horizontal	0	1.00	-	48.21	27.99	3.17	37.56
PK	895.24M	42.51	46.00	-3.49	-6.08	3	Horizontal	0	1.00	-	48.59	28.22	3.30	37.60

802.11ac VHT40_Nss1,(MCS0)_2TX

5550MHz_Adapter

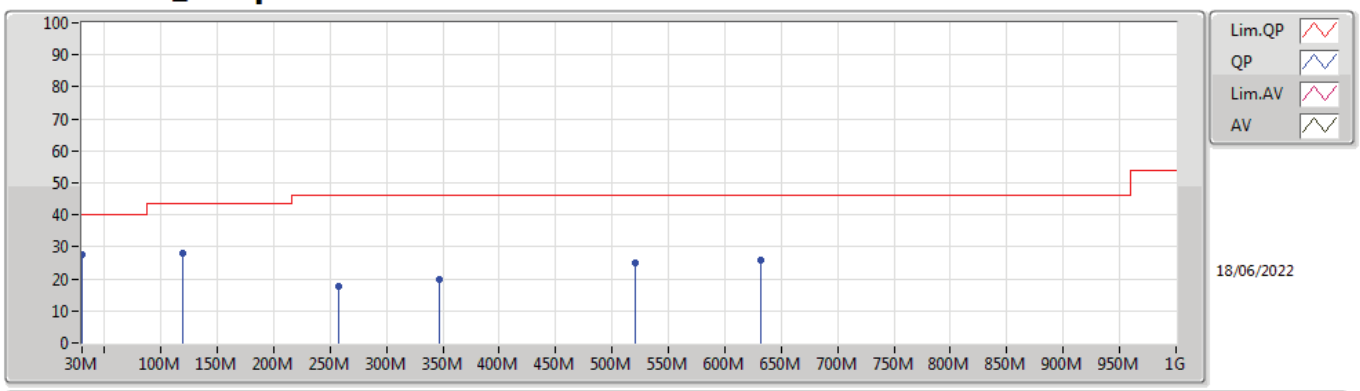

Type	Freq	Level	Limit	Margin	Factor	Dist	Condition	Azimuth	Height	Comment	Raw	AF	CL	PA
	(Hz)	(dBuV/m)	(dBuV/m)	(dB)	(dB)	(m)		(°)	(m)		(dBuV)	(dB)	(dB)	(dB)
PK	30M	27.59	40.00	-12.41	-12.99	3	Vertical	360	1.00	-	40.58	23.73	0.48	37.20
PK	119.24M	28.04	43.50	-15.46	-18.82	3	Vertical	360	1.00	-	46.86	16.69	1.11	36.62
PK	256.98M	17.78	46.00	-28.22	-15.98	3	Vertical	360	1.00	-	33.76	18.93	1.56	36.47
PK	346.22M	19.84	46.00	-26.16	-15.18	3	Vertical	360	1.00	-	35.02	19.47	1.87	36.52
PK	520.82M	24.93	46.00	-21.07	-11.54	3	Vertical	360	1.00	-	36.47	23.08	2.42	37.04
PK	631.4M	25.66	46.00	-20.34	-8.65	3	Vertical	360	1.00	-	34.31	25.69	2.80	37.14

802.11ac VHT40_Nss1,(MCS0)_2TX

5550MHz_Adapter

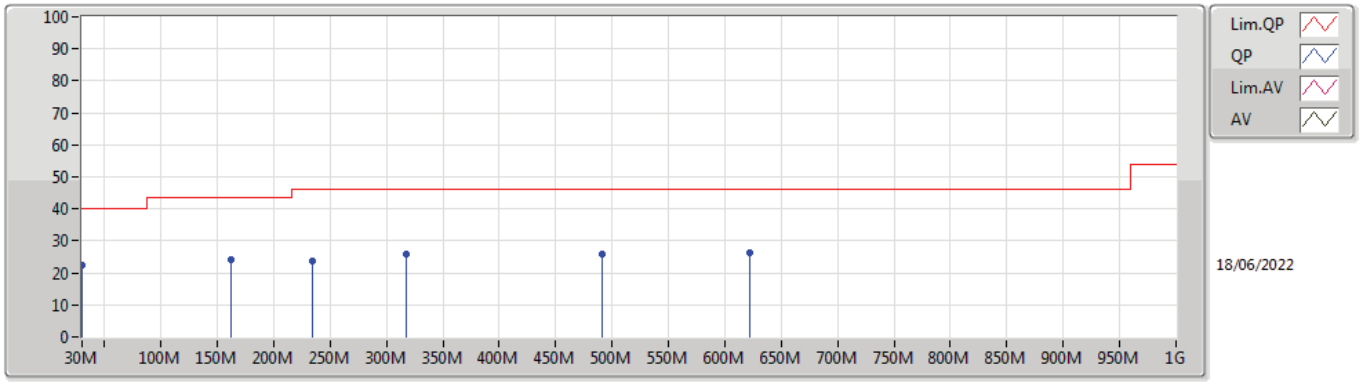

Type	Freq	Level	Limit	Margin	Factor	Dist	Condition	Azimuth	Height	Comment	Raw	AF	CL	PA
	(Hz)	(dBuV/m)	(dBuV/m)	(dB)	(dB)	(m)		(°)	(m)		(dBuV)	(dB)	(dB)	(dB)
PK	30M	22.40	40.00	-17.60	-12.99	3	Horizontal	0	1.00	-	35.39	23.73	0.48	37.20
PK	161.92M	24.20	43.50	-19.30	-19.55	3	Horizontal	0	1.00	-	43.75	15.51	1.36	36.42
PK	233.7M	23.71	46.00	-22.29	-19.23	3	Horizontal	0	1.00	-	42.94	15.70	1.48	36.41
PK	317.12M	25.74	46.00	-20.26	-16.13	3	Horizontal	0	1.00	-	41.87	18.55	1.77	36.45
PK	491.72M	25.75	46.00	-20.25	-11.60	3	Horizontal	0	1.00	-	37.35	23.02	2.31	36.93
PK	621.7M	26.10	46.00	-19.90	-8.92	3	Horizontal	0	1.00	-	35.02	25.44	2.76	37.12

802.11ac VHT40_Nss1,(MCS0)_2TX

5670MHz_USB

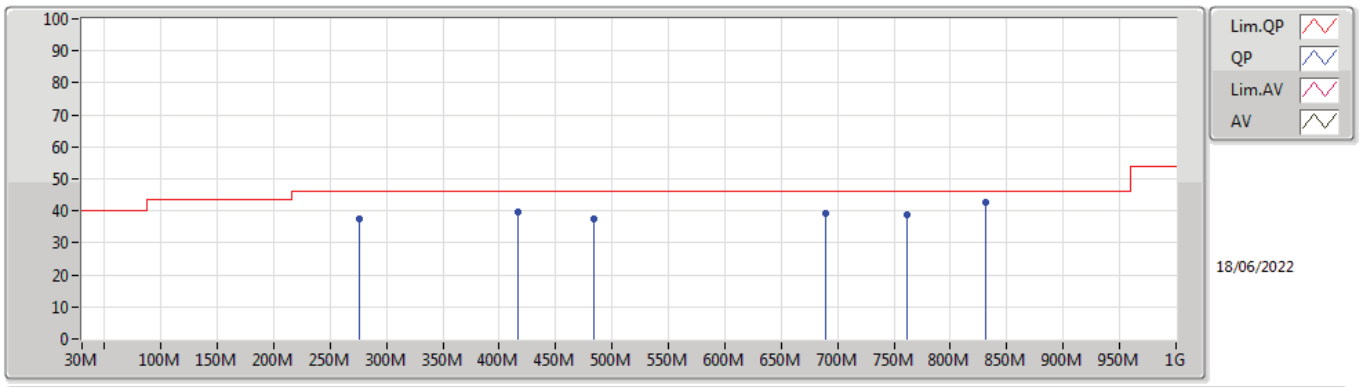

Type	Freq	Level	Limit	Margin	Factor	Dist	Condition	Azimuth	Height	Comment	Raw	AF	CL	PA
	(Hz)	(dBuV/m)	(dBuV/m)	(dB)	(dB)	(m)		(°)	(m)		(dBuV)	(dB)	(dB)	(dB)
PK	276.38M	37.32	46.00	-8.68	-16.88	3	Vertical	360	1.00	-	54.20	17.94	1.62	36.44
PK	416.06M	39.71	46.00	-6.29	-12.85	3	Vertical	360	1.00	-	52.56	21.64	2.06	36.55
PK	483.96M	37.49	46.00	-8.51	-11.67	3	Vertical	360	1.00	-	49.16	22.91	2.29	36.87
PK	689.6M	39.02	46.00	-6.98	-8.64	3	Vertical	360	1.00	-	47.66	25.73	2.94	37.31
PK	761.38M	38.98	46.00	-7.02	-7.09	3	Vertical	360	1.00	-	46.07	27.27	3.08	37.44
PK	831.22M	42.72	46.00	-3.28	-6.40	3	Vertical	360	1.00	-	49.12	27.99	3.17	37.56

802.11ac VHT40_Nss1,(MCS0)_2TX

5670MHz_USB

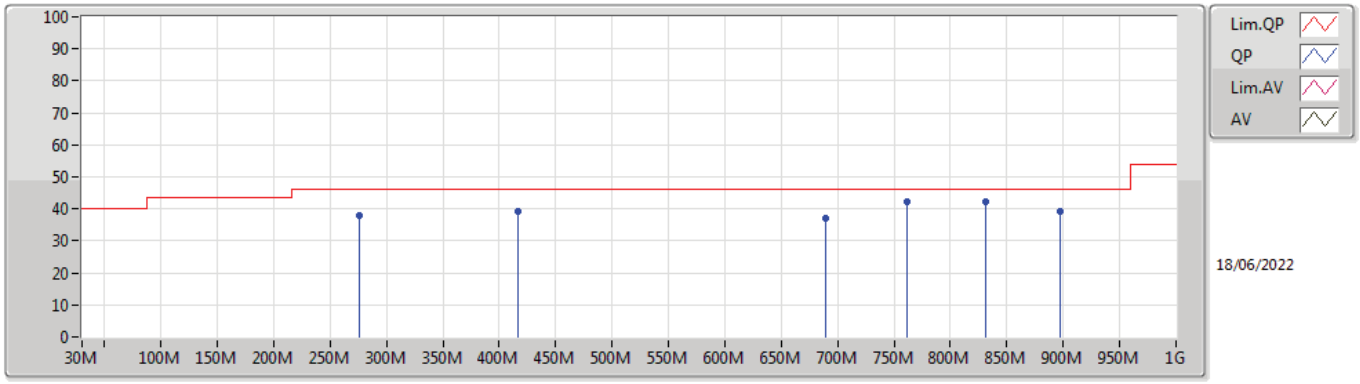

Type	Freq	Level	Limit	Margin	Factor	Dist	Condition	Azimuth	Height	Comment	Raw	AF	CL	PA
	(Hz)	(dBuV/m)	(dBuV/m)	(dB)	(dB)	(m)		(°)	(m)		(dBuV)	(dB)	(dB)	(dB)
PK	276.38M	38.00	46.00	-8.00	-16.88	3	Horizontal	0	1.00	-	54.88	17.94	1.62	36.44
PK	416.06M	39.24	46.00	-6.76	-12.85	3	Horizontal	0	1.00	-	52.09	21.64	2.06	36.55
PK	689.6M	37.09	46.00	-8.91	-8.64	3	Horizontal	0	1.00	-	45.73	25.73	2.94	37.31
PK	761.38M	42.09	46.00	-3.91	-7.09	3	Horizontal	0	1.00	-	49.18	27.27	3.08	37.44
PK	831.22M	42.22	46.00	-3.78	-6.40	3	Horizontal	0	1.00	-	48.62	27.99	3.17	37.56
PK	897.18M	39.05	46.00	-6.95	-6.08	3	Horizontal	0	1.00	-	45.13	28.22	3.30	37.60

802.11ac VHT40_Nss1,(MCS0)_2TX

5670MHz_Adapter

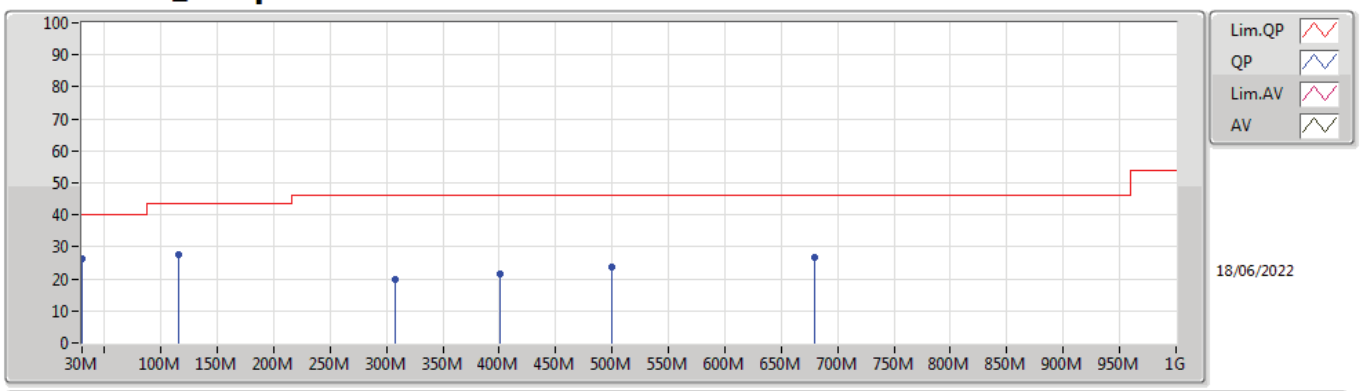

Type	Freq	Level	Limit	Margin	Factor	Dist	Condition	Azimuth	Height	Comment	Raw	AF	CL	PA
	(Hz)	(dBuV/m)	(dBuV/m)	(dB)	(dB)	(m)		(°)	(m)		(dBuV)	(dB)	(dB)	(dB)
PK	30M	26.38	40.00	-13.62	-12.99	3	Vertical	0	1.00	-	39.37	23.73	0.48	37.20
PK	115.36M	27.80	43.50	-15.70	-19.05	3	Vertical	0	1.00	-	46.85	16.49	1.08	36.62
PK	307.42M	19.91	46.00	-26.09	-16.29	3	Vertical	0	1.00	-	36.20	18.40	1.74	36.43
PK	400.54M	21.48	46.00	-24.52	-13.43	3	Vertical	0	1.00	-	34.91	21.07	2.01	36.51
PK	499.48M	23.63	46.00	-22.37	-11.53	3	Vertical	0	1.00	-	35.16	23.11	2.34	36.98
PK	679.9M	26.63	46.00	-19.37	-8.75	3	Vertical	0	1.00	-	35.38	25.60	2.93	37.28

802.11ac VHT40_Nss1,(MCS0)_2TX

5670MHz_Adapter

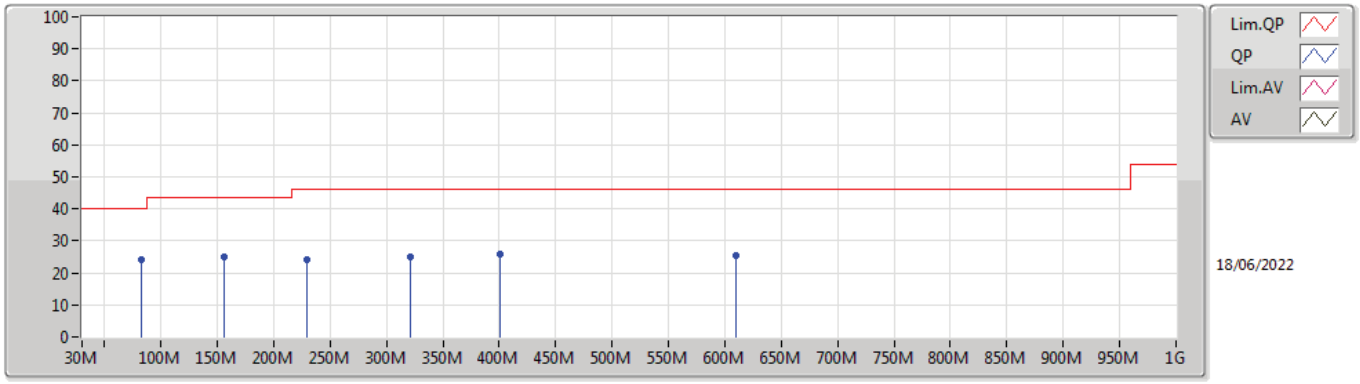

Type	Freq	Level	Limit	Margin	Factor	Dist	Condition	Azimuth	Height	Comment	Raw	AF	CL	PA
	(Hz)	(dBuV/m)	(dBuV/m)	(dB)	(dB)	(m)		(°)	(m)		(dBuV)	(dB)	(dB)	(dB)
PK	82.38M	24.03	40.00	-15.97	-23.12	3	Horizontal	360	1.00	-	47.15	12.83	0.85	36.80
PK	156.1M	24.83	43.50	-18.67	-19.11	3	Horizontal	360	1.00	-	43.94	15.96	1.35	36.42
PK	229.82M	24.11	46.00	-21.89	-19.60	3	Horizontal	360	1.00	-	43.71	15.33	1.47	36.40
PK	321M	24.97	46.00	-21.03	-16.04	3	Horizontal	360	1.00	-	41.01	18.64	1.78	36.46
PK	400.54M	25.98	46.00	-20.02	-13.43	3	Horizontal	360	1.00	-	39.41	21.07	2.01	36.51
PK	610.06M	25.60	46.00	-20.40	-9.45	3	Horizontal	360	1.00	-	35.05	24.96	2.70	37.11

802.11ac VHT40_Nss1,(MCS0)_2TX

5710MHz Straddle 5.47-5.725GHz_USB

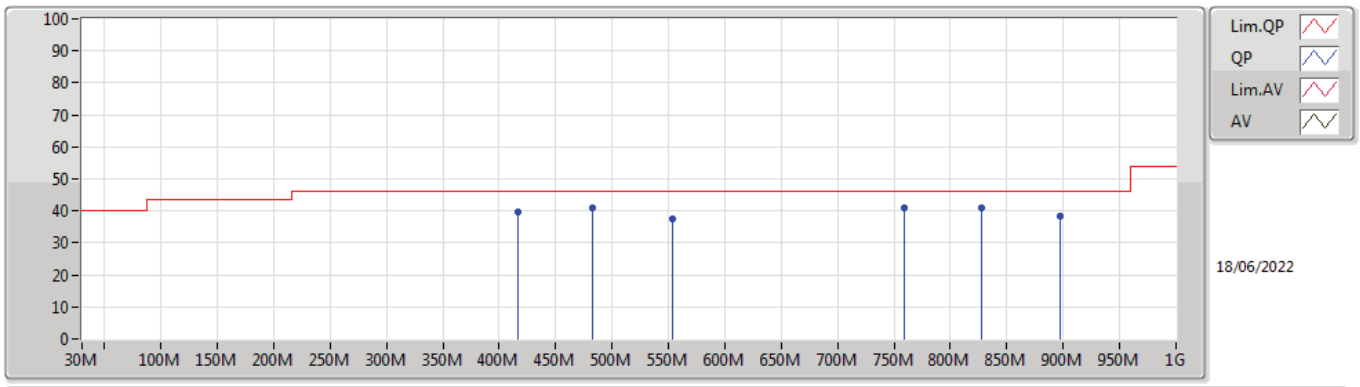

Type	Freq	Level	Limit	Margin	Factor	Dist	Condition	Azimuth	Height	Comment	Raw	AF	CL	PA
	(Hz)	(dBuV/m)	(dBuV/m)	(dB)	(dB)	(m)		(°)	(m)		(dBuV)	(dB)	(dB)	(dB)
PK	416.06M	39.46	46.00	-6.54	-12.85	3	Vertical	0	1.00	-	52.31	21.64	2.06	36.55
PK	482.02M	40.93	46.00	-5.07	-11.72	3	Vertical	0	1.00	-	52.65	22.86	2.28	36.86
PK	553.8M	37.54	46.00	-8.46	-9.63	3	Vertical	0	1.00	-	47.17	24.96	2.54	37.13
PK	759.44M	41.15	46.00	-4.85	-7.08	3	Vertical	0	1.00	-	48.23	27.28	3.08	37.44
PK	827.34M	40.85	46.00	-5.15	-6.61	3	Vertical	0	1.00	-	47.46	27.78	3.16	37.55
PK	897.18M	38.55	46.00	-7.45	-6.08	3	Vertical	0	1.00	-	44.63	28.22	3.30	37.60

802.11ac VHT40_Nss1,(MCS0)_2TX

5710MHz Straddle 5.47-5.725GHz_USB

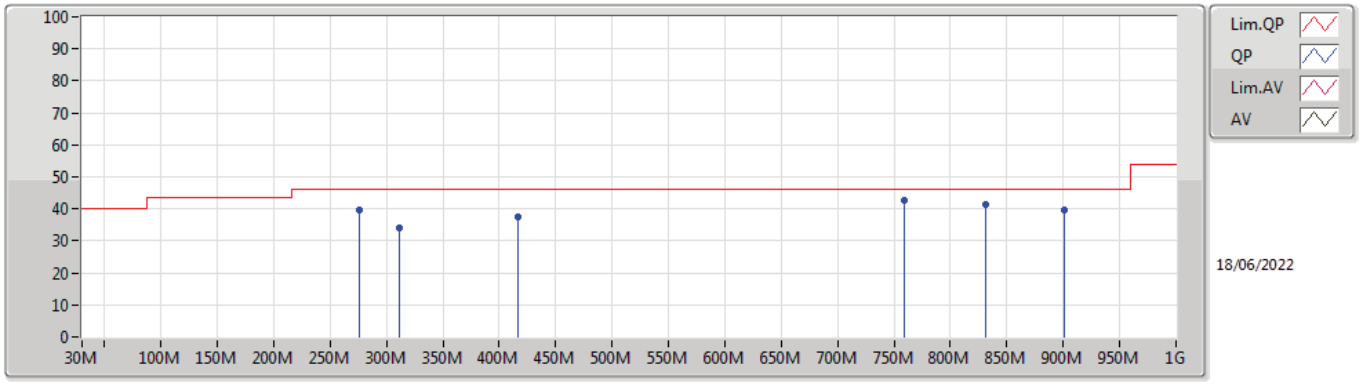

Type	Freq	Level	Limit	Margin	Factor	Dist	Condition	Azimuth	Height	Comment	Raw	AF	CL	PA
	(Hz)	(dBuV/m)	(dBuV/m)	(dB)	(dB)	(m)		(°)	(m)		(dBuV)	(dB)	(dB)	(dB)
PK	276.38M	39.49	46.00	-6.51	-16.88	3	Horizontal	360	1.00	-	56.37	17.94	1.62	36.44
PK	311.3M	34.25	46.00	-11.75	-16.25	3	Horizontal	360	1.00	-	50.50	18.44	1.75	36.44
PK	416.06M	37.58	46.00	-8.42	-12.85	3	Horizontal	360	1.00	-	50.43	21.64	2.06	36.55
PK	759.44M	42.55	46.00	-3.45	-7.08	3	Horizontal	360	1.00	-	49.63	27.28	3.08	37.44
PK	831.22M	41.31	46.00	-4.69	-6.40	3	Horizontal	360	1.00	-	47.71	27.99	3.17	37.56
PK	901.06M	39.48	46.00	-6.52	-6.05	3	Horizontal	360	1.00	-	45.53	28.23	3.31	37.59

802.11ac VHT40_Nss1,(MCS0)_2TX

5710MHz Straddle 5.47-5.725GHz_Adapter

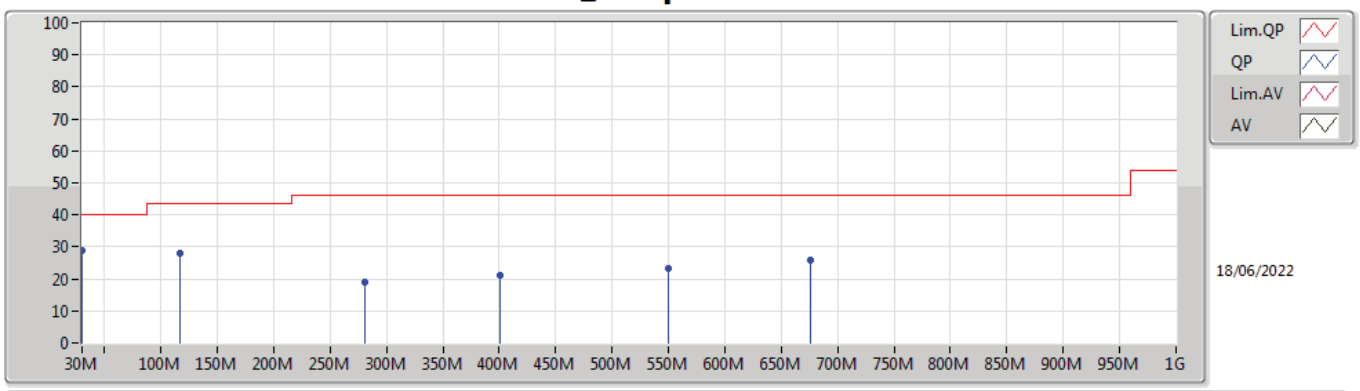

Type	Freq	Level	Limit	Margin	Factor	Dist	Condition	Azimuth	Height	Comment	Raw	AF	CL	PA
	(Hz)	(dBuV/m)	(dBuV/m)	(dB)	(dB)	(m)		(°)	(m)		(dBuV)	(dB)	(dB)	(dB)
PK	117.3M	27.93	43.50	-15.57	-18.93	3	Vertical	360	1.00	-	46.86	16.59	1.10	36.62
PK	30M	28.68	40.00	-11.32	-12.99	3	Vertical	360	1.00	-	41.67	23.73	0.48	37.20
PK	280.26M	19.02	46.00	-26.98	-16.84	3	Vertical	360	1.00	-	35.86	17.96	1.64	36.44
PK	400.54M	21.17	46.00	-24.83	-13.43	3	Vertical	360	1.00	-	34.60	21.07	2.01	36.51
PK	549.92M	23.29	46.00	-22.71	-10.18	3	Vertical	360	1.00	-	33.47	24.42	2.53	37.13
PK	676.02M	25.67	46.00	-20.33	-8.76	3	Vertical	360	1.00	-	34.43	25.58	2.92	37.26

802.11ac VHT40_Nss1,(MCS0)_2TX

5710MHz Straddle 5.47-5.725GHz_Adapter

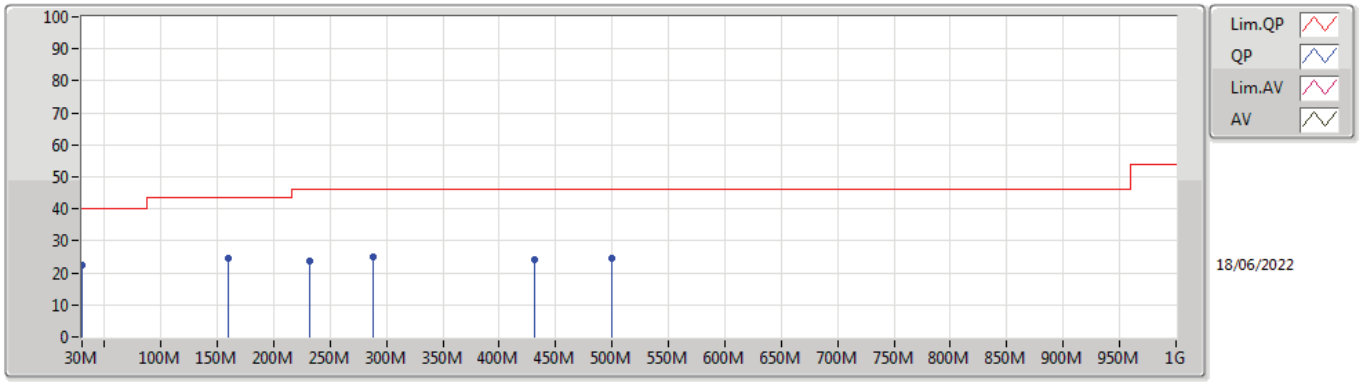

Type	Freq	Level	Limit	Margin	Factor	Dist	Condition	Azimuth	Height	Comment	Raw	AF	CL	PA
	(Hz)	(dBuV/m)	(dBuV/m)	(dB)	(dB)	(m)		(°)	(m)		(dBuV)	(dB)	(dB)	(dB)
PK	30M	22.43	40.00	-17.57	-12.99	3	Horizontal	0	1.00	-	35.42	23.73	0.48	37.20
PK	159.98M	24.75	43.50	-18.75	-19.35	3	Horizontal	0	1.00	-	44.10	15.70	1.36	36.41
PK	288.02M	24.90	46.00	-21.10	-16.56	3	Horizontal	0	1.00	-	41.46	18.20	1.67	36.43
PK	231.76M	23.67	46.00	-22.33	-19.40	3	Horizontal	0	1.00	-	43.07	15.52	1.48	36.40
PK	431.58M	24.31	46.00	-21.69	-12.40	3	Horizontal	0	1.00	-	36.71	22.08	2.12	36.60
PK	499.48M	24.69	46.00	-21.31	-11.53	3	Horizontal	0	1.00	-	36.22	23.11	2.34	36.98

802.11ac VHT40_Nss1,(MCS0)_2TX

5755MHz_USB

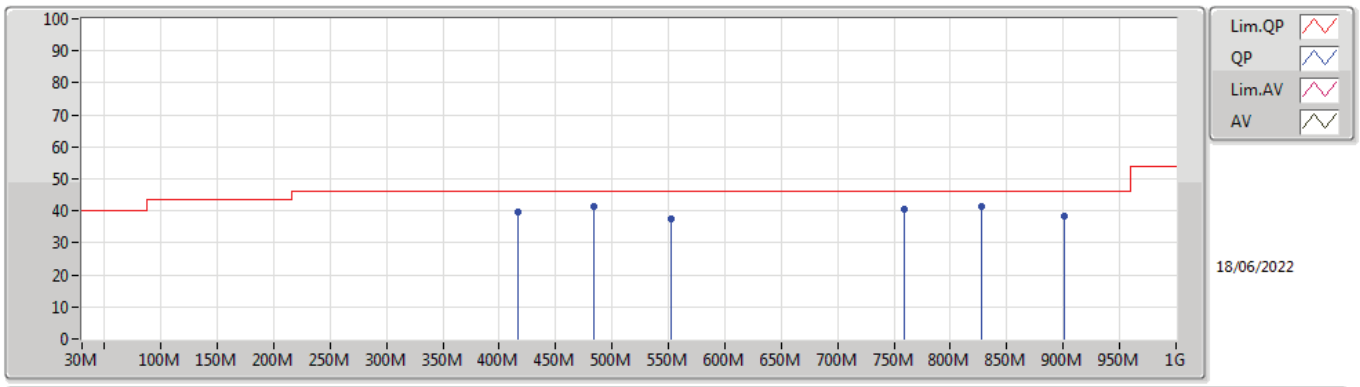

Type	Freq	Level	Limit	Margin	Factor	Dist	Condition	Azimuth	Height	Comment	Raw	AF	CL	PA
	(Hz)	(dBuV/m)	(dBuV/m)	(dB)	(dB)	(m)		(°)	(m)		(dBuV)	(dB)	(dB)	(dB)
PK	483.96M	41.57	46.00	-4.43	-11.67	3	Vertical	0	1.00	-	53.24	22.91	2.29	36.87
PK	416.06M	39.69	46.00	-6.31	-12.85	3	Vertical	0	1.00	-	52.54	21.64	2.06	36.55
PK	551.86M	37.55	46.00	-8.45	-9.91	3	Vertical	0	1.00	-	47.46	24.69	2.53	37.13
PK	759.44M	40.49	46.00	-5.51	-7.08	3	Vertical	0	1.00	-	47.57	27.28	3.08	37.44
PK	827.34M	41.24	46.00	-4.76	-6.61	3	Vertical	0	1.00	-	47.85	27.78	3.16	37.55
PK	901.06M	38.18	46.00	-7.82	-6.05	3	Vertical	0	1.00	-	44.23	28.23	3.31	37.59

802.11ac VHT40_Nss1,(MCS0)_2TX

5755MHz_USB

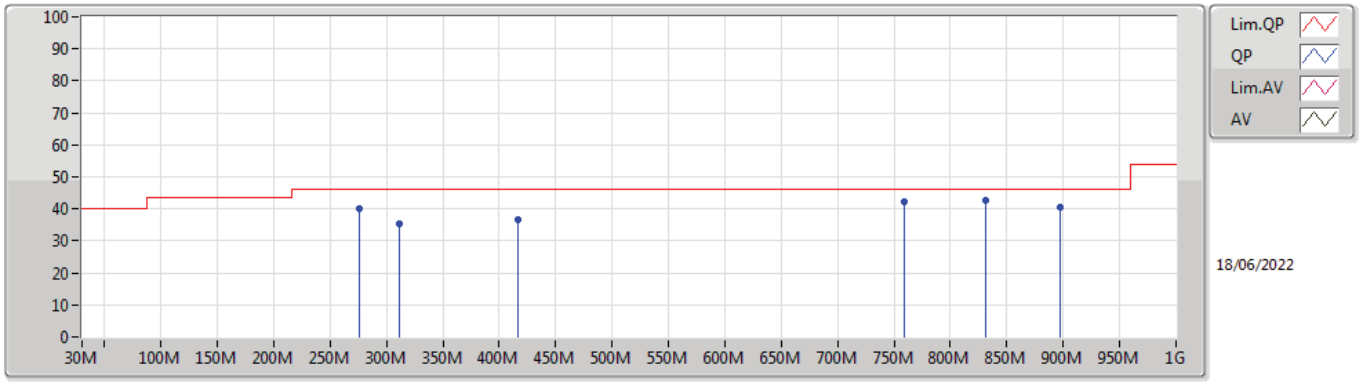

Type	Freq	Level	Limit	Margin	Factor	Dist	Condition	Azimuth	Height	Comment	Raw	AF	CL	PA
	(Hz)	(dBuV/m)	(dBuV/m)	(dB)	(dB)	(m)		(°)	(m)		(dBuV)	(dB)	(dB)	(dB)
PK	276.38M	39.90	46.00	-6.10	-16.88	3	Horizontal	360	1.00	-	56.78	17.94	1.62	36.44
PK	311.3M	35.42	46.00	-10.58	-16.25	3	Horizontal	360	1.00	-	51.67	18.44	1.75	36.44
PK	416.06M	36.76	46.00	-9.24	-12.85	3	Horizontal	360	1.00	-	49.61	21.64	2.06	36.55
PK	759.44M	42.16	46.00	-3.84	-7.08	3	Horizontal	360	1.00	-	49.24	27.28	3.08	37.44
PK	831.22M	42.55	46.00	-3.45	-6.40	3	Horizontal	360	1.00	-	48.95	27.99	3.17	37.56
PK	897.18M	40.70	46.00	-5.30	-6.08	3	Horizontal	360	1.00	-	46.78	28.22	3.30	37.60

802.11ac VHT40_Nss1,(MCS0)_2TX

5755MHz_Adapter

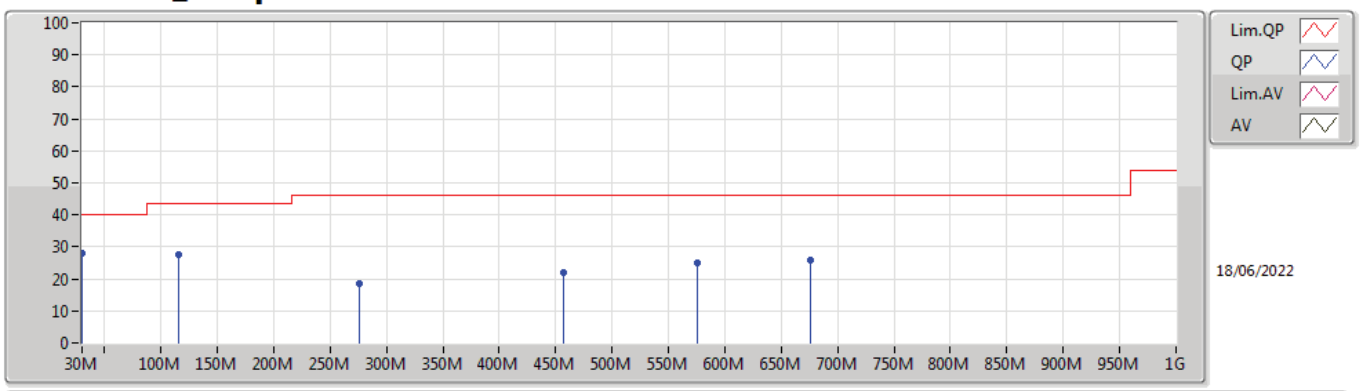

Type	Freq	Level	Limit	Margin	Factor	Dist	Condition	Azimuth	Height	Comment	Raw	AF	CL	PA
	(Hz)	(dBuV/m)	(dBuV/m)	(dB)	(dB)	(m)		(°)	(m)		(dBuV)	(dB)	(dB)	(dB)
PK	30M	28.07	40.00	-11.93	-12.99	3	Vertical	360	1.00	-	41.06	23.73	0.48	37.20
PK	115.36M	27.74	43.50	-15.76	-19.05	3	Vertical	360	1.00	-	46.79	16.49	1.08	36.62
PK	276.38M	18.73	46.00	-27.27	-16.88	3	Vertical	360	1.00	-	35.61	17.94	1.62	36.44
PK	456.8M	21.92	46.00	-24.08	-12.06	3	Vertical	360	1.00	-	33.98	22.43	2.20	36.69
PK	575.14M	25.03	46.00	-20.97	-9.53	3	Vertical	360	1.00	-	34.56	24.98	2.60	37.11
PK	676.02M	25.90	46.00	-20.10	-8.76	3	Vertical	360	1.00	-	34.66	25.58	2.92	37.26

802.11ac VHT40_Nss1,(MCS0)_2TX

5755MHz_Adapter

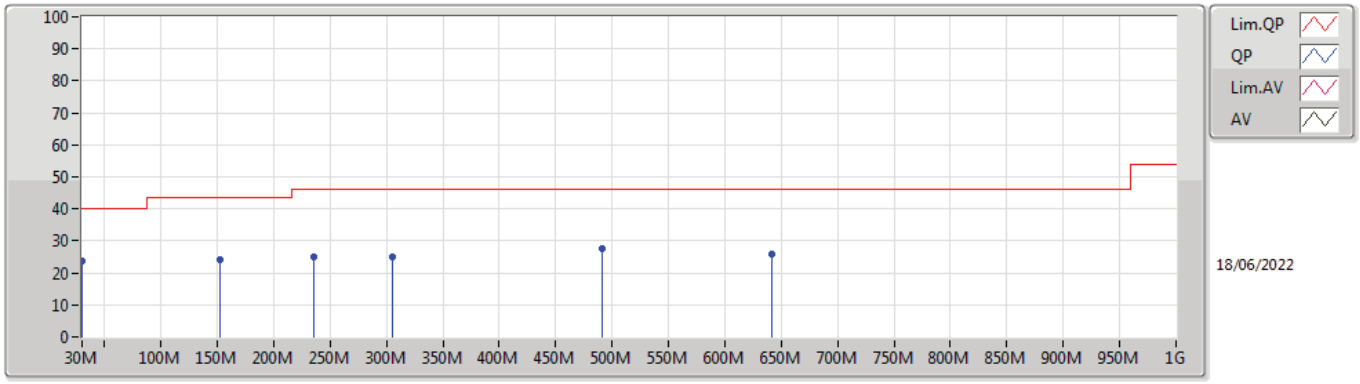

Type	Freq	Level	Limit	Margin	Factor	Dist	Condition	Azimuth	Height	Comment	Raw	AF	CL	PA
	(Hz)	(dBuV/m)	(dBuV/m)	(dB)	(dB)	(m)		(°)	(m)		(dBuV)	(dB)	(dB)	(dB)
PK	30M	23.78	40.00	-16.22	-12.99	3	Horizontal	0	1.00	-	36.77	23.73	0.48	37.20
PK	152.22M	24.26	43.50	-19.24	-18.80	3	Horizontal	0	1.00	-	43.06	16.29	1.34	36.43
PK	235.64M	25.16	46.00	-20.84	-19.03	3	Horizontal	0	1.00	-	44.19	15.90	1.49	36.42
PK	305.48M	25.05	46.00	-20.95	-16.31	3	Horizontal	0	1.00	-	41.36	18.38	1.73	36.42
PK	491.72M	27.70	46.00	-18.30	-11.60	3	Horizontal	0	1.00	-	39.30	23.02	2.31	36.93
PK	641.1M	25.73	46.00	-20.27	-8.59	3	Horizontal	0	1.00	-	34.32	25.73	2.84	37.16

802.11ac VHT40_Nss1,(MCS0)_2TX

5795MHz_USB

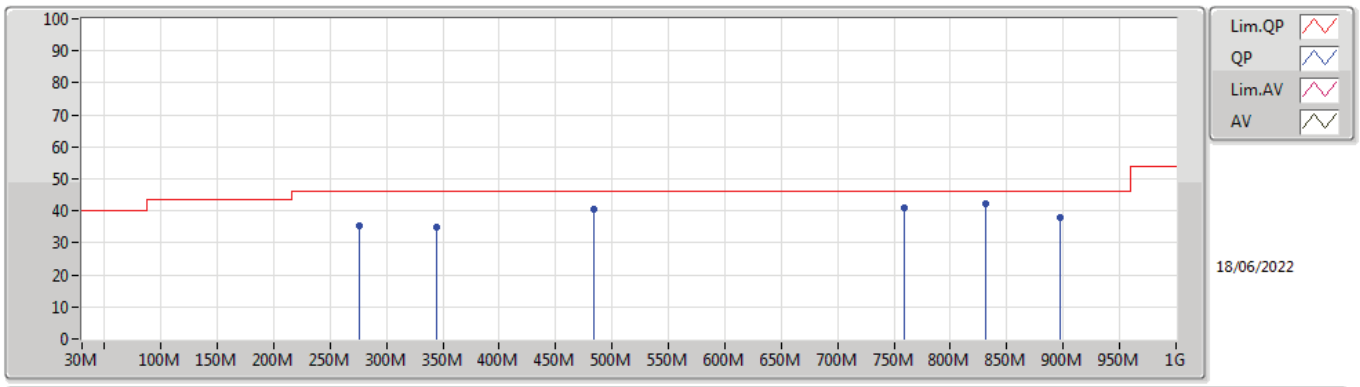

Type	Freq	Level	Limit	Margin	Factor	Dist	Condition	Azimuth	Height	Comment	Raw	AF	CL	PA
	(Hz)	(dBuV/m)	(dBuV/m)	(dB)	(dB)	(m)		(°)	(m)		(dBuV)	(dB)	(dB)	(dB)
PK	276.38M	35.31	46.00	-10.69	-16.88	3	Vertical	360	1.00	-	52.19	17.94	1.62	36.44
PK	344.28M	34.87	46.00	-11.13	-15.25	3	Vertical	360	1.00	-	50.12	19.41	1.86	36.52
PK	483.96M	40.64	46.00	-5.36	-11.67	3	Vertical	360	1.00	-	52.31	22.91	2.29	36.87
PK	759.44M	40.74	46.00	-5.26	-7.08	3	Vertical	360	1.00	-	47.82	27.28	3.08	37.44
PK	831.22M	42.34	46.00	-3.66	-6.40	3	Vertical	360	1.00	-	48.74	27.99	3.17	37.56
PK	897.18M	38.00	46.00	-8.00	-6.08	3	Vertical	360	1.00	-	44.08	28.22	3.30	37.60

802.11ac VHT40_Nss1,(MCS0)_2TX

5795MHz_USB

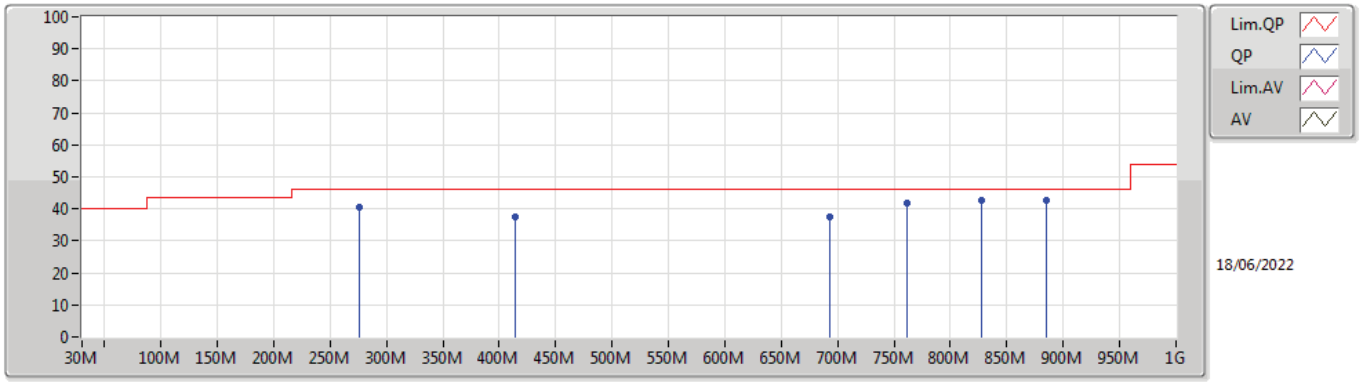

Type	Freq	Level	Limit	Margin	Factor	Dist	Condition	Azimuth	Height	Comment	Raw	AF	CL	PA
	(Hz)	(dBuV/m)	(dBuV/m)	(dB)	(dB)	(m)		(°)	(m)		(dBuV)	(dB)	(dB)	(dB)
PK	276.38M	40.36	46.00	-5.64	-16.88	3	Horizontal	0	1.00	-	57.24	17.94	1.62	36.44
PK	414.12M	37.62	46.00	-8.38	-12.93	3	Horizontal	0	1.00	-	50.55	21.56	2.06	36.55
PK	693.48M	37.45	46.00	-8.55	-8.63	3	Horizontal	0	1.00	-	46.08	25.75	2.95	37.33
PK	761.38M	41.93	46.00	-4.07	-7.09	3	Horizontal	0	1.00	-	49.02	27.27	3.08	37.44
PK	827.34M	42.52	46.00	-3.48	-6.61	3	Horizontal	0	1.00	-	49.13	27.78	3.16	37.55
PK	885.54M	42.53	46.00	-3.47	-6.09	3	Horizontal	0	1.00	-	48.62	28.23	3.28	37.60

802.11ac VHT40_Nss1,(MCS0)_2TX

5795MHz_Adapter

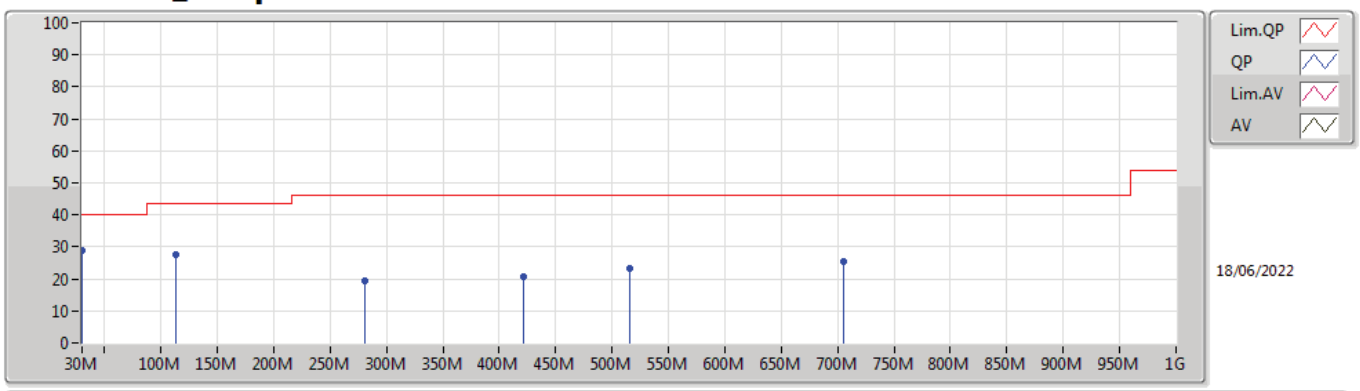

Type	Freq	Level	Limit	Margin	Factor	Dist	Condition	Azimuth	Height	Comment	Raw	AF	CL	PA
	(Hz)	(dBuV/m)	(dBuV/m)	(dB)	(dB)	(m)		(°)	(m)		(dBuV)	(dB)	(dB)	(dB)
PK	30M	28.82	40.00	-11.18	-12.99	3	Vertical	0	1.00	-	41.81	23.73	0.48	37.20
PK	113.42M	27.56	43.50	-15.94	-19.17	3	Vertical	0	1.00	-	46.73	16.39	1.07	36.63
PK	280.26M	19.49	46.00	-26.51	-16.84	3	Vertical	0	1.00	-	36.33	17.96	1.64	36.44
PK	421.88M	20.65	46.00	-25.35	-12.61	3	Vertical	0	1.00	-	33.26	21.88	2.08	36.57
PK	515M	23.13	46.00	-22.87	-11.48	3	Vertical	0	1.00	-	34.61	23.14	2.40	37.02
PK	705.12M	25.60	46.00	-20.40	-8.56	3	Vertical	0	1.00	-	34.16	25.83	2.97	37.36

802.11ac VHT40_Nss1,(MCS0)_2TX

5795MHz_Adapter

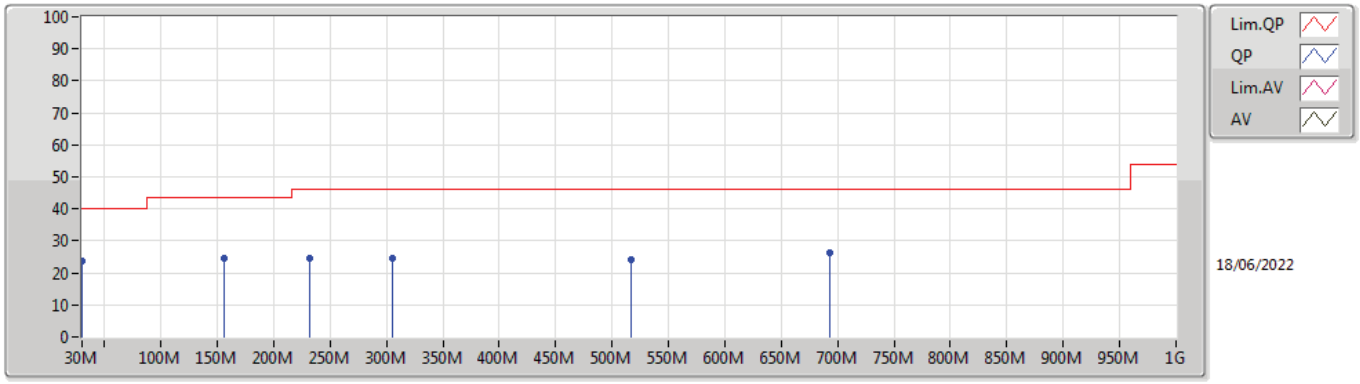

Type	Freq	Level	Limit	Margin	Factor	Dist	Condition	Azimuth	Height	Comment	Raw	AF	CL	PA
	(Hz)	(dBuV/m)	(dBuV/m)	(dB)	(dB)	(m)		(°)	(m)		(dBuV)	(dB)	(dB)	(dB)
PK	30M	23.72	40.00	-16.28	-12.99	3	Horizontal	360	1.00	-	36.71	23.73	0.48	37.20
PK	156.1M	24.64	43.50	-18.86	-19.11	3	Horizontal	360	1.00	-	43.75	15.96	1.35	36.42
PK	231.76M	24.44	46.00	-21.56	-19.40	3	Horizontal	360	1.00	-	43.84	15.52	1.48	36.40
PK	305.48M	24.52	46.00	-21.48	-16.31	3	Horizontal	360	1.00	-	40.83	18.38	1.73	36.42
PK	516.94M	24.09	46.00	-21.91	-11.51	3	Horizontal	360	1.00	-	35.60	23.12	2.40	37.03
PK	693.48M	26.38	46.00	-19.62	-8.63	3	Horizontal	360	1.00	-	35.01	25.75	2.95	37.33

802.11ac VHT80_Nss1,(MCS0)_2TX

5210MHz_USB

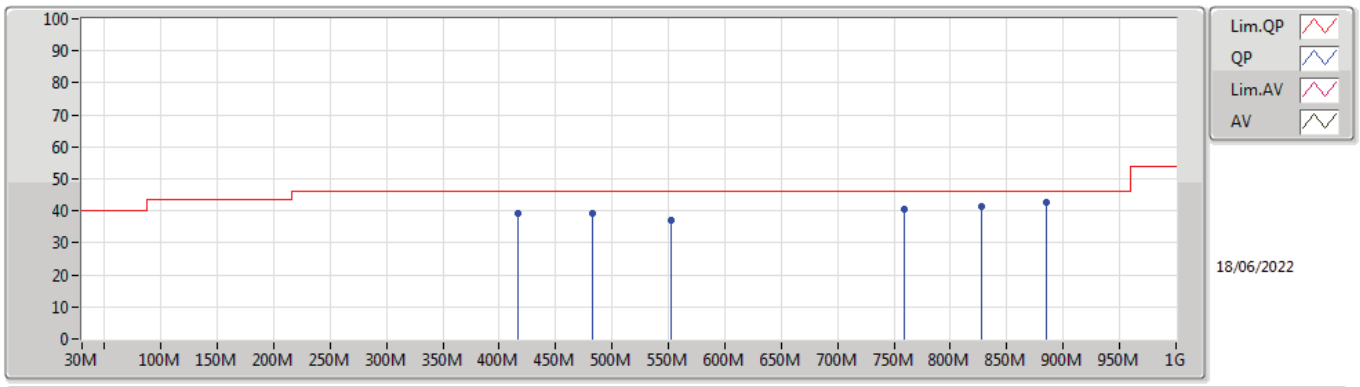

Type	Freq	Level	Limit	Margin	Factor	Dist	Condition	Azimuth	Height	Comment	Raw	AF	CL	PA
	(Hz)	(dBuV/m)	(dBuV/m)	(dB)	(dB)	(m)		(°)	(m)		(dBuV)	(dB)	(dB)	(dB)
PK	416.06M	39.19	46.00	-6.81	-12.85	3	Vertical	360	1.00	-	52.04	21.64	2.06	36.55
PK	482.02M	39.23	46.00	-6.77	-11.72	3	Vertical	360	1.00	-	50.95	22.86	2.28	36.86
PK	551.86M	37.17	46.00	-8.83	-9.91	3	Vertical	360	1.00	-	47.08	24.69	2.53	37.13
PK	759.44M	40.32	46.00	-5.68	-7.08	3	Vertical	360	1.00	-	47.40	27.28	3.08	37.44
PK	827.34M	41.44	46.00	-4.56	-6.61	3	Vertical	360	1.00	-	48.05	27.78	3.16	37.55
PK	885.54M	42.47	46.00	-3.53	-6.09	3	Vertical	360	1.00	-	48.56	28.23	3.28	37.60

802.11ac VHT80_Nss1,(MCS0)_2TX

5210MHz_USB

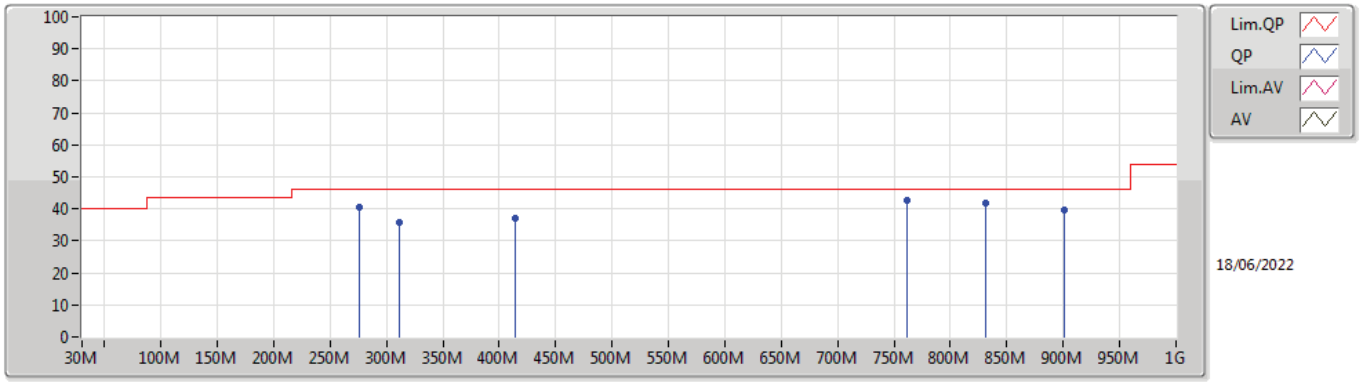

Type	Freq	Level	Limit	Margin	Factor	Dist	Condition	Azimuth	Height	Comment	Raw	AF	CL	PA
	(Hz)	(dBuV/m)	(dBuV/m)	(dB)	(dB)	(m)		(°)	(m)		(dBuV)	(dB)	(dB)	(dB)
PK	276.38M	40.68	46.00	-5.32	-16.88	3	Horizontal	0	1.00	-	57.56	17.94	1.62	36.44
PK	311.3M	35.92	46.00	-10.08	-16.25	3	Horizontal	0	1.00	-	52.17	18.44	1.75	36.44
PK	414.12M	37.27	46.00	-8.73	-12.93	3	Horizontal	0	1.00	-	50.20	21.56	2.06	36.55
PK	761.38M	42.78	46.00	-3.22	-7.09	3	Horizontal	0	1.00	-	49.87	27.27	3.08	37.44
PK	831.22M	41.60	46.00	-4.40	-6.40	3	Horizontal	0	1.00	-	48.00	27.99	3.17	37.56
PK	901.06M	39.54	46.00	-6.46	-6.05	3	Horizontal	0	1.00	-	45.59	28.23	3.31	37.59

802.11ac VHT80_Nss1,(MCS0)_2TX

5210MHz_Adapter

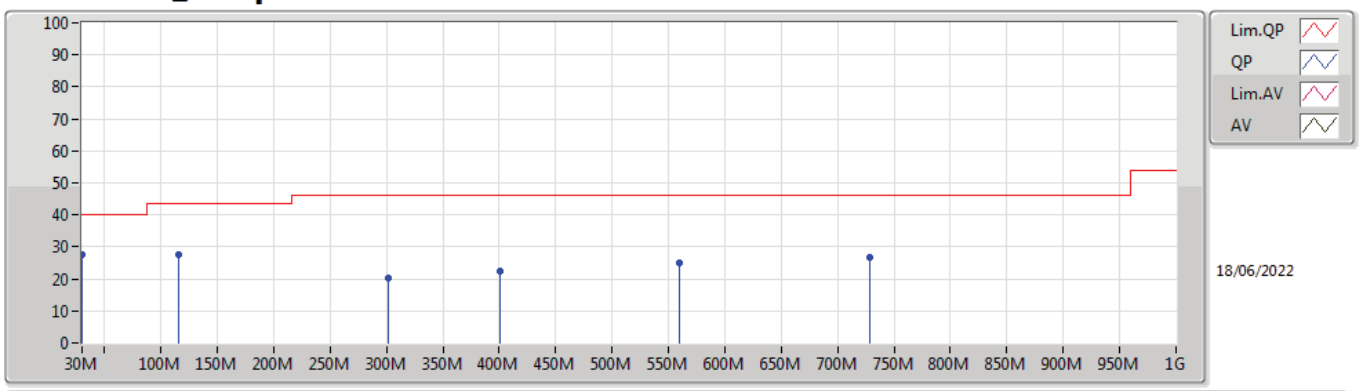

Type	Freq	Level	Limit	Margin	Factor	Dist	Condition	Azimuth	Height	Comment	Raw	AF	CL	PA
	(Hz)	(dBuV/m)	(dBuV/m)	(dB)	(dB)	(m)		(°)	(m)		(dBuV)	(dB)	(dB)	(dB)
PK	115.36M	27.78	43.50	-15.72	-19.05	3	Vertical	360	1.00	-	46.83	16.49	1.08	36.62
PK	30M	27.77	40.00	-12.23	-12.99	3	Vertical	360	1.00	-	40.76	23.73	0.48	37.20
PK	301.6M	20.23	46.00	-25.77	-16.31	3	Vertical	360	1.00	-	36.54	18.38	1.72	36.41
PK	400.54M	22.49	46.00	-23.51	-13.43	3	Vertical	360	1.00	-	35.92	21.07	2.01	36.51
PK	559.62M	24.99	46.00	-21.01	-9.17	3	Vertical	360	1.00	-	34.16	25.39	2.56	37.12
PK	728.4M	26.91	46.00	-19.09	-7.66	3	Vertical	360	1.00	-	34.57	26.72	3.02	37.40

802.11ac VHT80_Nss1,(MCS0)_2TX

5210MHz_Adapter

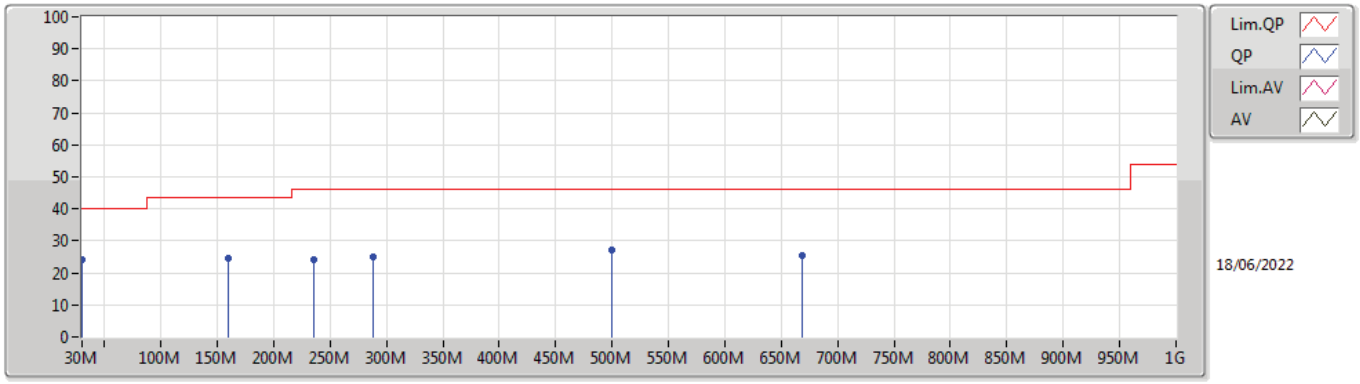

Type	Freq	Level	Limit	Margin	Factor	Dist	Condition	Azimuth	Height	Comment	Raw	AF	CL	PA
	(Hz)	(dBuV/m)	(dBuV/m)	(dB)	(dB)	(m)		(°)	(m)		(dBuV)	(dB)	(dB)	(dB)
PK	30M	23.95	40.00	-16.05	-12.99	3	Horizontal	0	1.00	-	36.94	23.73	0.48	37.20
PK	159.98M	24.59	43.50	-18.91	-19.35	3	Horizontal	0	1.00	-	43.94	15.70	1.36	36.41
PK	235.64M	24.15	46.00	-21.85	-19.03	3	Horizontal	0	1.00	-	43.18	15.90	1.49	36.42
PK	288.02M	25.01	46.00	-20.99	-16.56	3	Horizontal	0	1.00	-	41.57	18.20	1.67	36.43
PK	499.48M	27.29	46.00	-18.71	-11.53	3	Horizontal	0	1.00	-	38.82	23.11	2.34	36.98
PK	668.26M	25.50	46.00	-20.50	-8.75	3	Horizontal	0	1.00	-	34.25	25.58	2.91	37.24

802.11ac VHT80_Nss1,(MCS0)_2TX

5290MHz_USB

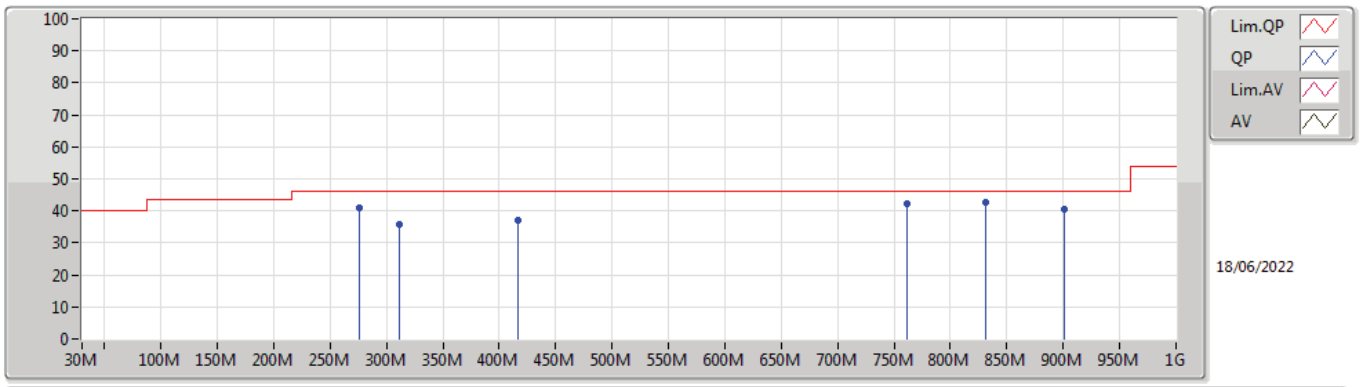

Type	Freq	Level	Limit	Margin	Factor	Dist	Condition	Azimuth	Height	Comment	Raw	AF	CL	PA
	(Hz)	(dBuV/m)	(dBuV/m)	(dB)	(dB)	(m)		(°)	(m)		(dBuV)	(dB)	(dB)	(dB)
PK	276.38M	40.98	46.00	-5.02	-16.88	3	Vertical	360	1.00	-	57.86	17.94	1.62	36.44
PK	311.3M	35.73	46.00	-10.27	-16.25	3	Vertical	360	1.00	-	51.98	18.44	1.75	36.44
PK	416.06M	36.99	46.00	-9.01	-12.85	3	Vertical	360	1.00	-	49.84	21.64	2.06	36.55
PK	761.38M	42.11	46.00	-3.89	-7.09	3	Vertical	360	1.00	-	49.20	27.27	3.08	37.44
PK	831.22M	42.51	46.00	-3.49	-6.40	3	Vertical	360	1.00	-	48.91	27.99	3.17	37.56
PK	901.06M	40.48	46.00	-5.52	-6.05	3	Vertical	360	1.00	-	46.53	28.23	3.31	37.59

802.11ac VHT80_Nss1,(MCS0)_2TX

5290MHz_USB

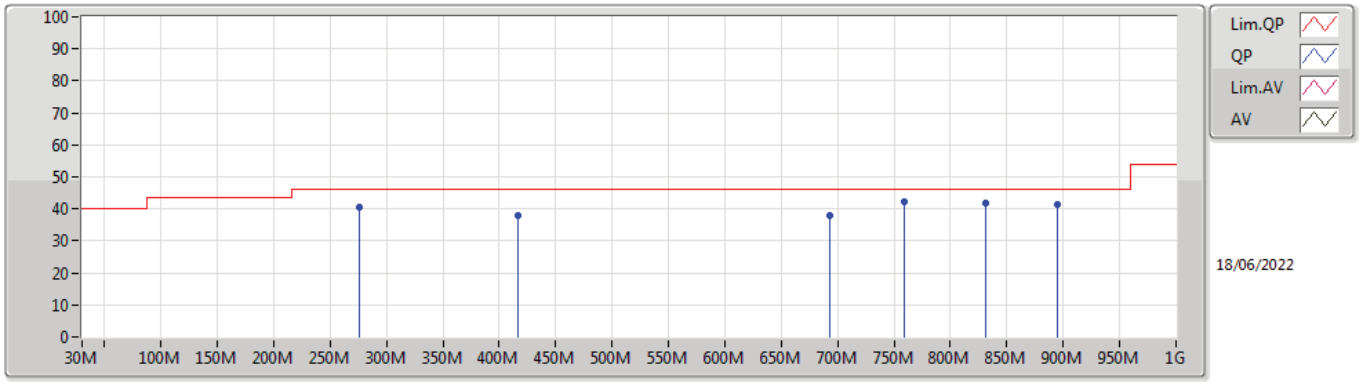

Type	Freq	Level	Limit	Margin	Factor	Dist	Condition	Azimuth	Height	Comment	Raw	AF	CL	PA
	(Hz)	(dBuV/m)	(dBuV/m)	(dB)	(dB)	(m)		(°)	(m)		(dBuV)	(dB)	(dB)	(dB)
PK	276.38M	40.73	46.00	-5.27	-16.88	3	Horizontal	0	1.00	-	57.61	17.94	1.62	36.44
PK	416.06M	37.74	46.00	-8.26	-12.85	3	Horizontal	0	1.00	-	50.59	21.64	2.06	36.55
PK	693.48M	37.74	46.00	-8.26	-8.63	3	Horizontal	0	1.00	-	46.37	25.75	2.95	37.33
PK	759.44M	42.42	46.00	-3.58	-7.08	3	Horizontal	0	1.00	-	49.50	27.28	3.08	37.44
PK	831.22M	42.01	46.00	-3.99	-6.40	3	Horizontal	0	1.00	-	48.41	27.99	3.17	37.56
PK	895.24M	41.30	46.00	-4.70	-6.08	3	Horizontal	0	1.00	-	47.38	28.22	3.30	37.60

802.11ac VHT80_Nss1,(MCS0)_2TX

5290MHz_Adapter

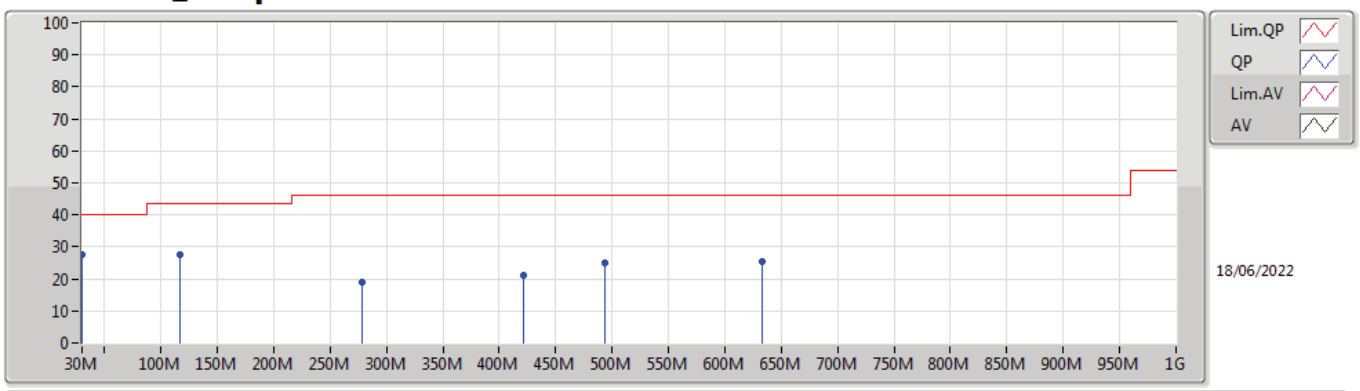

Type	Freq	Level	Limit	Margin	Factor	Dist	Condition	Azimuth	Height	Comment	Raw	AF	CL	PA
	(Hz)	(dBuV/m)	(dBuV/m)	(dB)	(dB)	(m)		(°)	(m)		(dBuV)	(dB)	(dB)	(dB)
PK	30M	27.47	40.00	-12.53	-12.99	3	Vertical	360	1.00	-	40.46	23.73	0.48	37.20
PK	117.3M	27.69	43.50	-15.81	-18.93	3	Vertical	360	1.00	-	46.62	16.59	1.10	36.62
PK	278.32M	19.11	46.00	-26.89	-16.86	3	Vertical	360	1.00	-	35.97	17.95	1.63	36.44
PK	421.88M	21.12	46.00	-24.88	-12.61	3	Vertical	360	1.00	-	33.73	21.88	2.08	36.57
PK	493.66M	24.91	46.00	-21.09	-11.58	3	Vertical	360	1.00	-	36.49	23.04	2.32	36.94
PK	633.34M	25.62	46.00	-20.38	-8.61	3	Vertical	360	1.00	-	34.23	25.72	2.81	37.14

802.11ac VHT80_Nss1,(MCS0)_2TX

5290MHz_Adapter

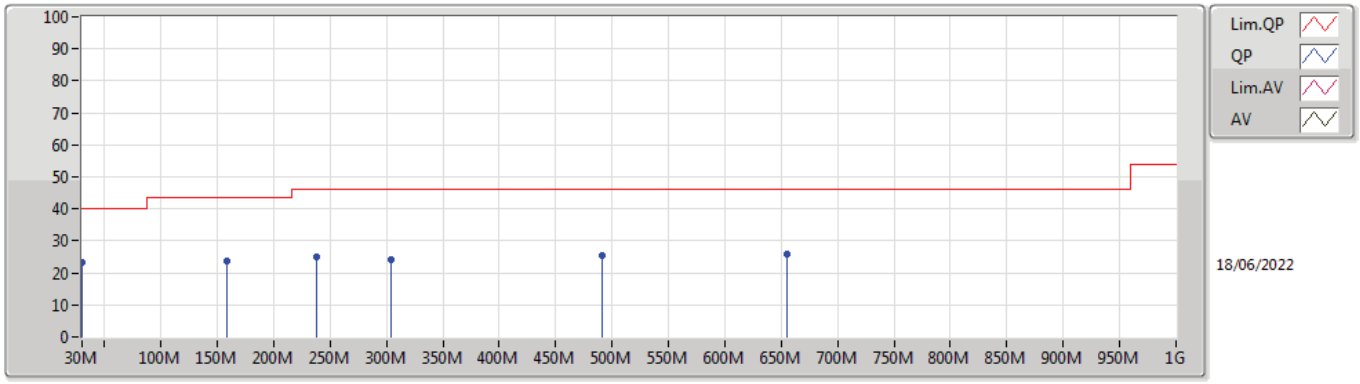

Type	Freq	Level	Limit	Margin	Factor	Dist	Condition	Azimuth	Height	Comment	Raw	AF	CL	PA
	(Hz)	(dBuV/m)	(dBuV/m)	(dB)	(dB)	(m)		(°)	(m)		(dBuV)	(dB)	(dB)	(dB)
PK	30M	23.35	40.00	-16.65	-12.99	3	Horizontal	0	1.00	-	36.34	23.73	0.48	37.20
PK	158.04M	23.89	43.50	-19.61	-19.16	3	Horizontal	0	1.00	-	43.05	15.89	1.36	36.41
PK	237.58M	24.89	46.00	-21.11	-18.81	3	Horizontal	0	1.00	-	43.70	16.12	1.50	36.43
PK	303.54M	24.08	46.00	-21.92	-16.32	3	Horizontal	0	1.00	-	40.40	18.38	1.72	36.42
PK	491.72M	25.38	46.00	-20.62	-11.60	3	Horizontal	0	1.00	-	36.98	23.02	2.31	36.93
PK	654.68M	26.03	46.00	-19.97	-8.68	3	Horizontal	0	1.00	-	34.71	25.62	2.89	37.19

802.11ac VHT80_Nss1,(MCS0)_2TX

5530MHz_USB

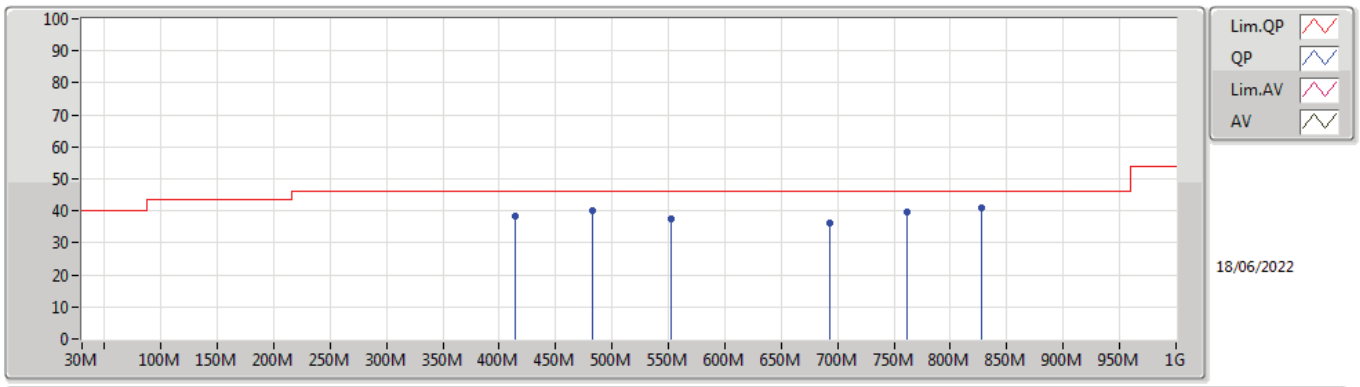

Type	Freq	Level	Limit	Margin	Factor	Dist	Condition	Azimuth	Height	Comment	Raw	AF	CL	PA
	(Hz)	(dBuV/m)	(dBuV/m)	(dB)	(dB)	(m)		(°)	(m)		(dBuV)	(dB)	(dB)	(dB)
PK	414.12M	38.43	46.00	-7.57	-12.93	3	Vertical	360	1.00	-	51.36	21.56	2.06	36.55
PK	482.02M	40.01	46.00	-5.99	-11.72	3	Vertical	360	1.00	-	51.73	22.86	2.28	36.86
PK	551.86M	37.32	46.00	-8.68	-9.91	3	Vertical	360	1.00	-	47.23	24.69	2.53	37.13
PK	693.48M	36.34	46.00	-9.66	-8.63	3	Vertical	360	1.00	-	44.97	25.75	2.95	37.33
PK	761.38M	39.69	46.00	-6.31	-7.09	3	Vertical	360	1.00	-	46.78	27.27	3.08	37.44
PK	827.34M	40.81	46.00	-5.19	-6.61	3	Vertical	360	1.00	-	47.42	27.78	3.16	37.55

802.11ac VHT80_Nss1,(MCS0)_2TX

5530MHz_USB

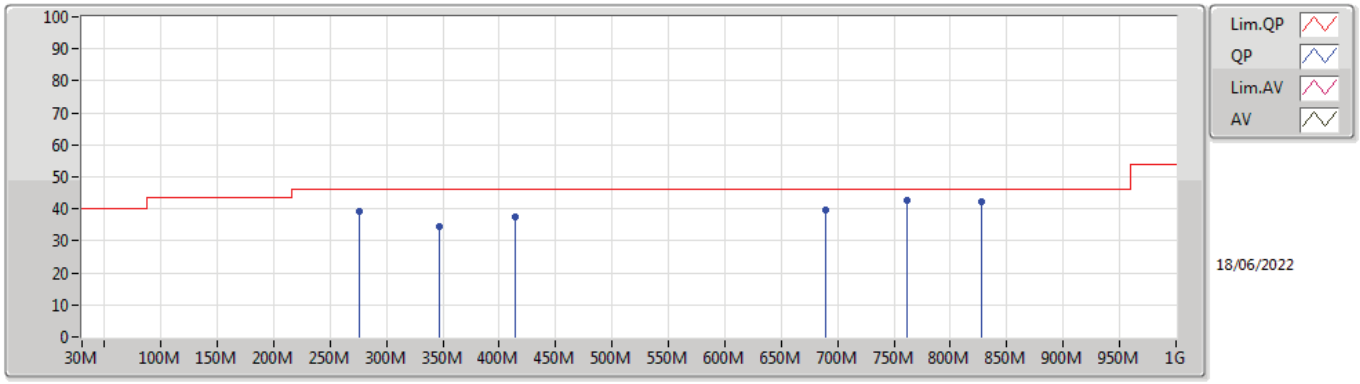

Type	Freq	Level	Limit	Margin	Factor	Dist	Condition	Azimuth	Height	Comment	Raw	AF	CL	PA
	(Hz)	(dBuV/m)	(dBuV/m)	(dB)	(dB)	(m)		(°)	(m)		(dBuV)	(dB)	(dB)	(dB)
PK	276.38M	39.06	46.00	-6.94	-16.88	3	Horizontal	0	1.00	-	55.94	17.94	1.62	36.44
PK	346.22M	34.49	46.00	-11.51	-15.18	3	Horizontal	0	1.00	-	49.67	19.47	1.87	36.52
PK	414.12M	37.69	46.00	-8.31	-12.93	3	Horizontal	0	1.00	-	50.62	21.56	2.06	36.55
PK	689.6M	39.65	46.00	-6.35	-8.64	3	Horizontal	0	1.00	-	48.29	25.73	2.94	37.31
PK	761.38M	42.70	46.00	-3.30	-7.09	3	Horizontal	0	1.00	-	49.79	27.27	3.08	37.44
PK	827.34M	42.07	46.00	-3.93	-6.61	3	Horizontal	0	1.00	-	48.68	27.78	3.16	37.55

802.11ac VHT80_Nss1,(MCS0)_2TX

5530MHz_Adapter

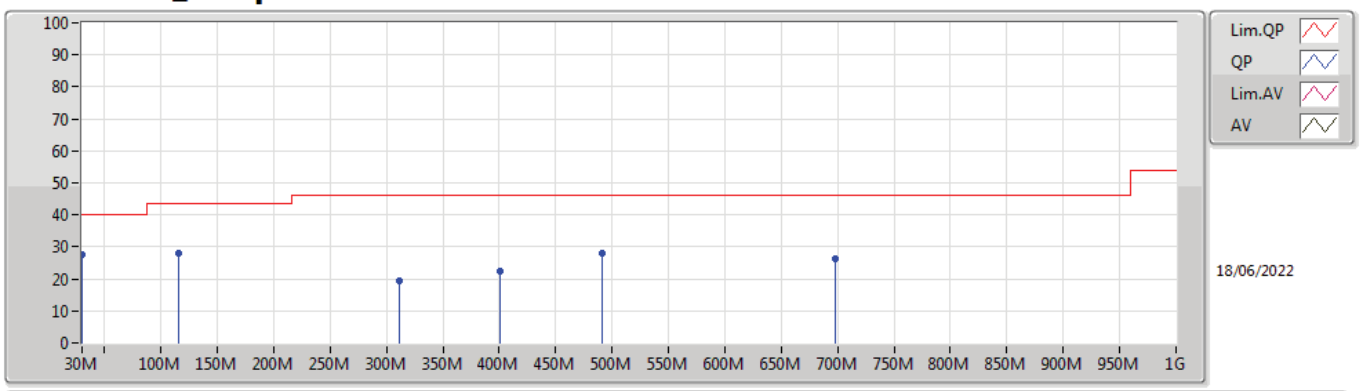

Type	Freq	Level	Limit	Margin	Factor	Dist	Condition	Azimuth	Height	Comment	Raw	AF	CL	PA
	(Hz)	(dBuV/m)	(dBuV/m)	(dB)	(dB)	(m)		(°)	(m)		(dBuV)	(dB)	(dB)	(dB)
PK	30M	27.57	40.00	-12.43	-12.99	3	Vertical	0	1.00	-	40.56	23.73	0.48	37.20
PK	115.36M	27.95	43.50	-15.55	-19.05	3	Vertical	0	1.00	-	47.00	16.49	1.08	36.62
PK	311.3M	19.46	46.00	-26.54	-16.25	3	Vertical	0	1.00	-	35.71	18.44	1.75	36.44
PK	400.54M	22.59	46.00	-23.41	-13.43	3	Vertical	0	1.00	-	36.02	21.07	2.01	36.51
PK	491.72M	28.17	46.00	-17.83	-11.60	3	Vertical	0	1.00	-	39.77	23.02	2.31	36.93
PK	697.36M	26.42	46.00	-19.58	-8.61	3	Vertical	0	1.00	-	35.03	25.77	2.96	37.34

802.11ac VHT80_Nss1,(MCS0)_2TX

5530MHz_Adapter

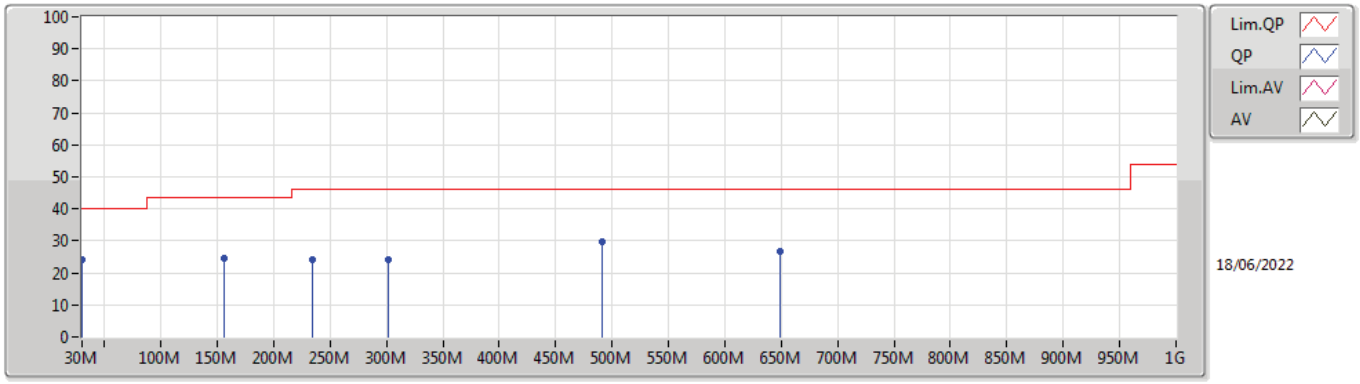

Type	Freq	Level	Limit	Margin	Factor	Dist	Condition	Azimuth	Height	Comment	Raw	AF	CL	PA
	(Hz)	(dBuV/m)	(dBuV/m)	(dB)	(dB)	(m)		(°)	(m)		(dBuV)	(dB)	(dB)	(dB)
PK	30M	24.08	40.00	-15.92	-12.99	3	Horizontal	360	1.00	-	37.07	23.73	0.48	37.20
PK	156.1M	24.51	43.50	-18.99	-19.11	3	Horizontal	360	1.00	-	43.62	15.96	1.35	36.42
PK	233.7M	24.21	46.00	-21.79	-19.23	3	Horizontal	360	1.00	-	43.44	15.70	1.48	36.41
PK	301.6M	24.17	46.00	-21.83	-16.31	3	Horizontal	360	1.00	-	40.48	18.38	1.72	36.41
PK	491.72M	29.53	46.00	-16.47	-11.60	3	Horizontal	360	1.00	-	41.13	23.02	2.31	36.93
PK	648.86M	26.66	46.00	-19.34	-8.63	3	Horizontal	360	1.00	-	35.29	25.67	2.87	37.17