FCC Radio Test Report

FCC ID	:	**U4GJT22WB**
Equipment	:	**Mobile computer with barcode reader**
Brand Name	:	**Datalogic**
Model Name	:	**JOYA TOUCH 22**
Applicant	:	**Datalogic S.r.l.** **Via S. Vitalino 13, Calderara di Reno, Italy**
Manufacturer	:	**Datalogic S.r.l.** **Via S. Vitalino 13, Calderara di Reno, Italy**
Standard	:	**47 CFR FCC Part 15.247**

The product was received on Mar. 17, 2022, and testing was started from Mar. 17, 2022 and completed on Sep. 08, 2022. We, SPORTON INTERNATIONAL INC. Hsinhua Laboratory, would like to declare that the tested sample has been evaluated in accordance with the procedures given in ANSI C63.10-2013 and shown compliance with the applicable technical standards.

The test results in this report apply exclusively to the tested model / sample. Without written approval of SPORTON INTERNATIONAL INC. Hsinhua Laboratory, the test report shall not be reproduced except in full.

Approved by: Jackson Tsai

SPORTON INTERNATIONAL INC. Hsinhua Laboratory

No.52, Huaya 1st Rd., Guishan Dist., Taoyuan City 333411, Taiwan (R.O.C.)

Table of Contents

HISTORY OF THIS TEST REPORT 3

SUMMARY OF TEST RESULT 4

1 GENERAL DESCRIPTION 5

1.1 Information 5
1.2 Testing Applied Standards 7
1.3 Testing Location Information 7
1.4 Measurement Uncertainty 7

2 TEST CONFIGURATION OF EUT 8

2.1 Test Channel Mode 8
2.2 The Worst Case Measurement Configuration 9
2.3 Support Equipment 11
2.4 Test Setup Diagram 12

3 TRANSMITTER TEST RESULT 14

3.1 AC Power-line Conducted Emissions 14
3.2 20dB Bandwidth and Carrier Frequency Separation 16
3.3 Maximum Conducted Output Power 17
3.4 Number of Hopping Frequencies and Hopping Bandedge 18
3.5 Time of Occupancy (Dwell Time) 19
3.6 Emissions in Non-restricted Frequency Bands 20
3.7 Emissions in Restricted Frequency Bands 21

4 TEST EQUIPMENT AND CALIBRATION DATA 24

APPENDIX A. TEST RESULTS OF AC POWER-LINE CONDUCTED EMISSIONS

APPENDIX B. TEST RESULTS OF 20DB BANDWIDTH AND CARRIER FREQUENCY SEPARATION

APPENDIX C. TEST RESULTS OF MAXIMUM CONDUCTED OUTPUT POWER

APPENDIX D. TEST RESULTS OF NUMBER OF HOPPING FREQUENCIES AND HOPPING BANDEDGE

APPENDIX E. TEST RESULTS OF TIME OF OCCUPANCY (DWELL TIME)

APPENDIX F. TEST RESULTS OF EMISSIONS IN NON-RESTRICTED FREQUENCY BANDS

APPENDIX G. TEST RESULTS OF EMISSIONS IN RESTRICTED FREQUENCY BANDS

APPENDIX H. TEST RESULTS OF RADIATED EMISSION CO-LOCATION

APPENDIX I. TEST PHOTOS

PHOTOGRAPHS OF EUT V01

History of this test report

Report No.	Version	Description	Issued Date
FR222441-01AD	01	Initial issue of report	Oct. 18, 2022

Summary of Test Result

Report Clause	Ref. Std. Clause	Test Items	Result (PASS/FAIL)	Remark
1.1.2	15.203	Antenna Requirement	PASS	-
3.1	15.207	AC Power-line Conducted Emissions	PASS	-
3.2	15.247(a)	20dB Bandwidth	PASS	-
3.2	15.247(a)	Carrier Frequency Separation	PASS	-
3.3	15.247(b)	Maximum Conducted Output Power	PASS	-
3.4	15.247(a)	Number of Hopping Frequencies and Hopping Bandedge	PASS	-
3.5	15.247(a)	Time of Occupancy (Dwell Time)	PASS	-
3.6	15.247(d)	Emissions in Non-restricted Frequency Bands	PASS	-
3.7	15.247(d)	Emissions in Restricted Frequency Bands	PASS	-

Declaration of Conformity:
The test results with all measurement uncertainty excluded are presented in accordance with the regulation limits or requirements declared by manufacturers.
Comments and explanations:
None

Reviewed by: Ben Tseng

Report Producer: Amber Chiu

1 General Description

1.1 Information

1.1.1 RF General Information

Frequency Range (MHz)	Bluetooth Version	Ch. Frequency (MHz)	Channel Number
2400-2483.5	BR / EDR	2402-2480	0-78 [79]

Band	Mode	BWch (MHz)	Nant
2.4-2.4835GHz	BT-BR(1Mbps)	1	1TX
2.4-2.4835GHz	BT-EDR(2Mbps)	1	1TX
2.4-2.4835GHz	BT-EDR(3Mbps)	1	1TX

Note:
- Bluetooth BR uses a GFSK (1Mbps).
- Bluetooth EDR uses a combination of π/4-DQPSK (2Mbps) and 8DPSK (3Mbps).
- Bluetooth BR/EDR uses as a system using FHSS modulation.
- BWch is the nominal channel bandwidth.

1.1.2 Antenna Information

Ant.	Brand	Model Name	Antenna Type	Antenna Technology	Connector	Support
1	Datalogic-USI	Joya Touch 22 main antenna	PIFA antenna	PCB dual band	N/A	2.4G+5G+BT
2	Datalogic-USI	Joya Touch 22 aux antenna	PIFA antenna	LDS dual band	N/A	2.4G+5G

Ant.	Port	Gain (dBi)					
		2.4G	BT	5G			
				U-NII-1	U-NII-2A	U-NII-2C	U-NII-3
1	1	0.8	0.8	2.1	3.2	3.4	1.8
2	2	1.2	-	2.0	2.6	3.8	3.2

Note 1: The EUT has two antennas.

For 2.4GHz function:

For IEEE 802.11 b/g/n mode (2TX/2RX)

Ant. 1 (port 1) and Ant. 2 (port 2) could transmit/receive simultaneously.

For BT function:

For IEEE 802.15.1 Bluetooth mode (1TX/1RX)

Ant. 1 (port 1) could transmit/receive.

For 5GHz function:

For IEEE 802.11 a/n/ac mode (2TX/2RX)

Ant. 1 (port 1) and Ant. 2 (port 2) could transmit/receive simultaneously.

1.1.3 EUT Information

Operational Condition				
EUT Power Type	From AC Adapter / Host system			
EUT Function	☒	Point-to-multipoint	☐	Point-to-point

Type of EUT		
☒	Stand-alone	
☐	Combined (EUT where the radio part is fully integrated within another device)	
	Combined Equipment - Brand Name / Model No.:	…
☐	Plug-in radio (EUT intended for a variety of host systems)	
	Host System - Brand Name / Model No.:	…
☐	Other:	

1.1.4 Mode Test Duty Cycle

Mode	DC	DCF(dB)	T(s)	VBW(Hz) ≥ 1/T
BT-BR(1Mbps)	0.784	1.06	2.888m	1k
BT-EDR(2Mbps)	0.785	1.05	2.889m	1k
BT-EDR(3Mbps)	0.766	1.16	2.891m	1k

Note. If DC < 0.98, the DCF was added while measuring Output power and PSD.

1.1.5 Table for Multiple Listing

The model types in the following table are all refer to the identical product.

Model Name	Type	Description
JOYA TOUCH 22	Palm	Hand Held Variant, related to the variant with hand-held form factor
	Pistol	Gun variant, related to the variant with pistol grip form factor

1.2 Testing Applied Standards

According to the specifications of the manufacturer, the EUT must comply with the requirements of the following standards:

- 47 CFR FCC Part 15
- ANSI C63.10-2013

The following reference test guidance is not within the scope of accreditation of TAF:

- KDB 558074 D01 v05r02
- KDB 414788 D01 v01r01

1.3 Testing Location Information

Test Lab.：Sporton International Inc. Hsinhua Laboratory				
☒ Hsinhua (**TAF:** 3785)	**ADD:** No.52, Huaya 1st Rd., Guishan Dist., Taoyuan City 333411, Taiwan (R.O.C.)			
	TEL: 886-3-327-3456		**FAX:** 886-3-327-0973	
Test site Designation No. TW3785 with FCC.				
Test Condition	**Test Site No.**	**Test Engineer**	**Test Environment**	**Test Date**
AC Conduction	CO04-HY	Billy Wang	21.6~22.0°C / 59~60%	29/Mar/2022~30/Mar/2022
RF Conducted	TH06-HY	Johnny Yu	22.4~25.5°C / 53~59%	17/Mar/2022~02/Aug/2022
Radiated (Co-location)	03CH03-HY	Edward Wang	23~25°C / 54~60%	07/Sep/2022~08/Sep/2022
☒ Wen 33rd.St. (**TAF:** 3785)	**ADD:** No.14-1, Ln. 19, Wen 33rd St., Guishan Dist., Taoyuan City 333010, Taiwan (R.O.C.)			
	TEL: 886-3-318-0787		**FAX:** 886-3-318-0287	
Test site Designation No. TW0008 with FCC.				
Test Condition	**Test Site No.**	**Test Engineer**	**Test Environment**	**Test Date**
Radiated	03CH09-HY	Lego Lin	22.1~25.3°C / 53~60%	09/Jun/2022~18/Jun/2022

1.4 Measurement Uncertainty

ISO/IEC 17025 requires that an estimate of the measurement uncertainties associated with the emissions test results be included in the report. The measurement uncertainties given below are based on a 95% confidence level (based on a coverage factor (k=2)

Test Items	**Uncertainty**	**Remark**
AC Power-line Conducted Emissions	4.53 dB	Confidence levels of 95%
Bandwidth	3 MHz	Confidence levels of 95%
Maximum Conducted Output Power	2 dB	Confidence levels of 95%
Emissions in Non-restricted Frequency Bands	0.14 dB	Confidence levels of 95%
Emissions in Restricted Frequency Bands	4.8 dB	Confidence levels of 95%
Receiver Radiated Unwanted Emissions	4.8 dB	Confidence levels of 95%
Temperature	0.41 °C	Confidence levels of 95%
Humidity	3.4 %	Confidence levels of 95%

2 Test Configuration of EUT

2.1 Test Channel Mode

Test Software Version	Qdart_conn.win.1.0_installer_00076.1

Mode	Power Setting
BT-BR(1Mbps)	-
2402MHz	8
2440MHz	8
2480MHz	8
BT-EDR(2Mbps)	-
2402MHz	8
2440MHz	8
2480MHz	8
BT-EDR(3Mbps)	-
2402MHz	8
2440MHz	8
2480MHz	8

2.2 The Worst Case Measurement Configuration

The Worst Case Mode for Following Conformance Tests	
Tests Item	AC power-line conducted emissions
Condition	AC power-line conducted measurement for line and neutral Test Voltage: 120Vac / 60Hz
Operating Mode	CTX
1	Adapter Mode

The Worst Case Mode for Following Conformance Tests	
Tests Item	20dB Bandwidth Carrier Frequency Separation Maximum Conducted Output Power Number of Hopping Frequencies Hopping Bandedge Time of Occupancy (Dwell Time) Emissions in Non-restricted Frequency Bands
Test Condition	Conducted measurement at transmit chains ☒ Non-adaptive frequency hopping systems (Non-AFH) ☒ adaptive frequency hopping systems (AFH)
Non-AFH Mode configuration was found to be the worst case and measured during the test.	

The Worst Case Mode for Following Conformance Tests			
Tests Item	Emissions in Restricted Frequency Bands		
Test Condition	Radiated measurement If EUT consist of multiple antenna assembly (multiple antenna are used in EUT regardless of spatial multiplexing MIMO configuration), the radiated test should be performed with highest antenna gain of each antenna type.		
Operating Mode < 1GHz	CTX		
1	Adapter Mode		
2	USB Mode		
Operating Mode > 1GHz	CTX		
Orthogonal Planes of EUT	**X Plane**	**Y Plane**	**Z Plane**
Worst Planes of EUT	V(Hand-held)		

The Worst Case Mode for Following Conformance Tests	
Tests Item	Simultaneous Transmission Analysis
Test Condition	Radiated measurement
Operating Mode	Normal Link
1	Bluetooth+WLAN 2.4GHz
2	Bluetooth+WLAN 5GHz
Refer to Sporton Test Report No.: FA222441-02 for Co-location RF Exposure Evaluation and Appendix H for Radiated Emission Co-location.	

2.3 Support Equipment

Support Equipment – AC Conduction					
No.	**Equipment**	**Brand Name**	**Model Name**	**FCC ID**	**Remark**
1	Adapter	BIron	BI24-050300-I	-	Provided by Customer

Support Equipment – Conducted					
No.	**Equipment**	**Brand Name**	**Model Name**	**FCC ID**	**Remark**
1	Notebook	DELL	E5410	-	-
2	Adapter for NB	DELL	HA65NM130	-	-

Support Equipment – Radiated					
No.	**Equipment**	**Brand Name**	**Model Name**	**FCC ID**	**Remark**
1	NB	HP	5220M	-	-
2	Adapter for NB	HP	PPP012L-E	-	-
3	Adapter	Apple	A1385	-	-
4	USB cable	-	-	-	Provided by Customer

2.4 Test Setup Diagram

Test Setup Diagram – AC Line Conducted Emission Test

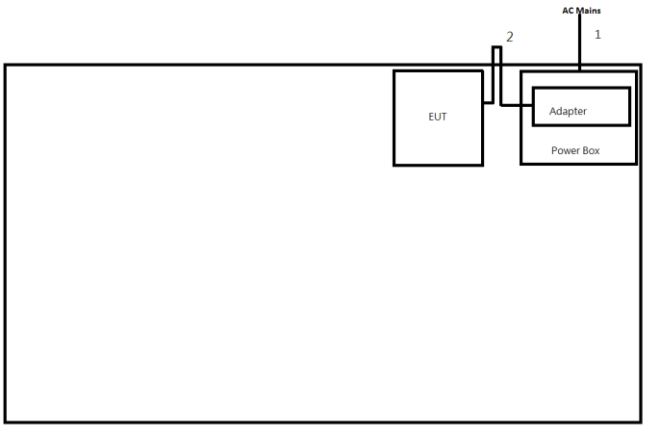

Item	Connection	Shielded	Length(m)	Remark
1	AC Power cable	No	1.8	-
2	DC Power cable	No	1.5	-

Test Setup Diagram - Radiated Test Adapter Mode

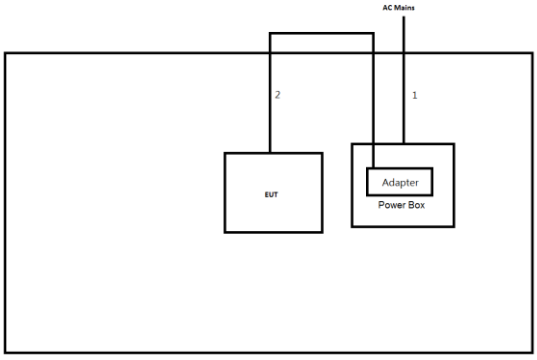

Item	Connection	Shielded	Length(m)	Remark
1	AC Power cable	No	1.8	-
2	USB cable	No	1.6	-

Test Setup Diagram - Radiated Test USB Mode

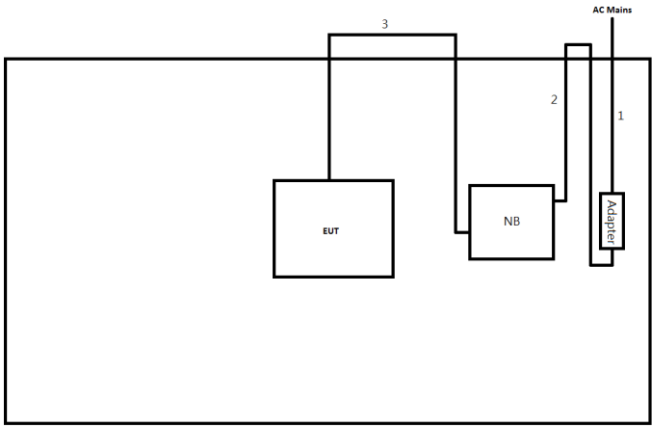

Item	Connection	Shielded	Length(m)	Remark
1	AC Power cable	No	1.8	-
2	DC Power cable	No	1.5	-
3	USB cable	No	1.6	-

3 Transmitter Test Result

3.1 AC Power-line Conducted Emissions

3.1.1 AC Power-line Conducted Emissions Limit

AC Power-line Conducted Emissions Limit		
Frequency Emission (MHz)	**Quasi-Peak**	**Average**
0.15-0.5	66 - 56 *	56 - 46 *
0.5-5	56	46
5-30	60	50
Note 1: * Decreases with the logarithm of the frequency.		

3.1.2 Measuring Instruments

Refer a test equipment and calibration data table in this test report.

3.1.3 Test Procedures

Test Method
▪ Refer as ANSI C63.10-2013, clause 6.2 for AC power-line conducted emissions.

3.1.4 Measurement Results Calculation

The measured Level is calculated using:
Corrected Reading: Raw(Read Level) +LISN(LISN Factor) + CL(Cable Loss) + AT(Attenuator).

3.1.5 Test Setup

AC Power-line Conducted Emissions

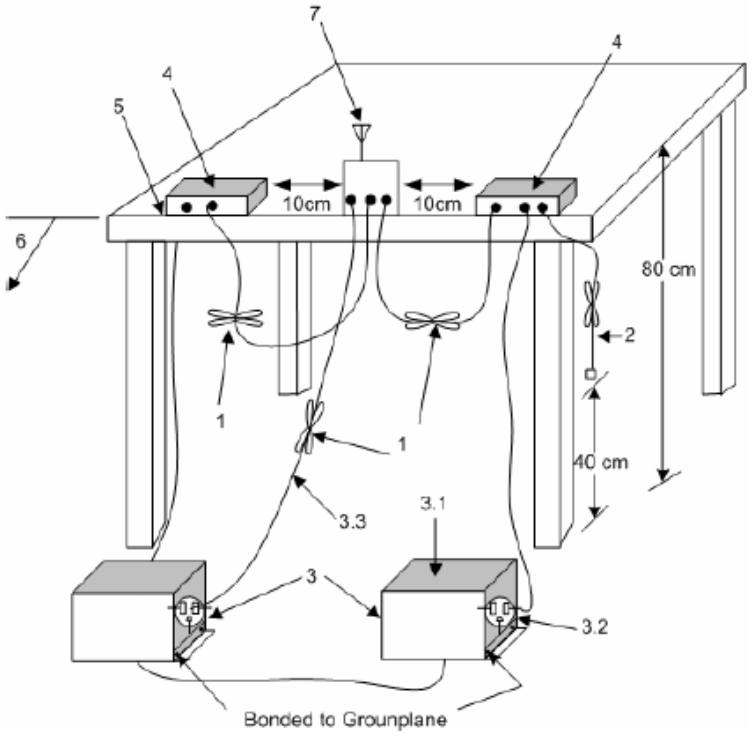

1—Interconnecting cables that hang closer than 40 cm to the ground plane shall be folded back and forth in the center forming a bundle 30 cm to 40 cm long.
2—The I/O cables that are not connected to an accessory shall be bundled in the center. The end of the cable may be terminated, if required, using the correct terminating impedance. The overall length shall not exceed 1 m.
3—EUT connected to one LISN. Unused LISN measuring port connectors shall be terminated in 50Ω loads. LISN may be placed on top of, or immediately beneath, reference ground plane.
3.1—All other equipment powered from additional LISN(s).
3.2—A multiple-outlet strip may be used for multiple power cords of non-EUT equipment.
3.3—LISN at least 80 cm from nearest part of EUT chassis.
4—Non-EUT components of EUT system being tested.
5—Rear of EUT, including peripherals, shall all be aligned and flush with edge of tabletop.
6—Edge of tabletop shall be 40 cm removed from a vertical conducting plane that is bonded to the ground plane.
7—Antenna can be integral or detachable. If detachable, then the antenna shall be attached for this test.

3.1.6 Test Result of AC Power-line Conducted Emissions

Refer as Appendix A

3.2 20dB Bandwidth and Carrier Frequency Separation

3.2.1 20dB Bandwidth and Carrier Frequency Separation Limit

20dB Bandwidth and Carrier Frequency Separation Limit for Frequency Hopping Systems	
▪ 2400-2483.5 MHz Band:	
	▪ N ≥75 and ChS ≥ MAX (20 dB bandwidth, 25 kHz).
	▪ 75>N ≥ 15 and ChS ≥ MAX (20 dB bandwidth 2/3,25 kHz).
N:Number of Hopping Frequencies; **ChS**: Hopping Channel Separation	

3.2.2 Measuring Instruments

Refer a test equipment and calibration data table in this test report.

3.2.3 Test Procedures

Test Method
▪ Refer as ANSI C63.10-2013, clause 6.9.2 for 20 dB bandwidth measurement.
▪ Refer as ANSI C63.10-2013, clause 7.8.2 for carrier frequency separation measurement.

3.2.4 Test Setup

20dB Bandwidth and Carrier Frequency Separation


3.2.5 Test Result of 20dB Bandwidth

Refer as Appendix B

3.2.6 Test Result of Carrier Frequency Separation

Refer as Appendix B

3.3 Maximum Conducted Output Power

3.3.1 Maximum Conducted Output Power Limit

Maximum Conducted Output Power Limit	
▪ 2400-2483.5 MHz Band:	
	▪ N ≥ 75; Power 30dBm; EIRP 36dBm
	▪ 75 >N ≥ 15; Power 21dBm; EIRP 27dBm
N:Number of Hopping Frequencies	

3.3.2 Measuring Instruments

Refer a test equipment and calibration data table in this test report.

3.3.3 Test Procedures

Test Method
▪ Refer as ANSI C63.10-2013, clause 7.8.5 for output power measurement.

3.3.4 Test Setup

Maximum Conducted Output Power (Peak Power Meter)

3.3.5 Test Result of Maximum Conducted Output Power

Refer as Appendix C

3.4 Number of Hopping Frequencies and Hopping Bandedge

3.4.1 Number of Hopping Frequencies Limit

Number of Hopping Frequencies Limit	
▪ 2400-2483.5 MHz Band:	
	▪ N ≥ 75 and ChS ≥ MAX (20 dB bandwidth, 25 kHz).
	▪ 75 >N ≥ 15 and ChS ≥ MAX (20 dB bandwidth 2/3,25 kHz).
N:Number of Hopping Frequencies; **ChS** : Hopping Channel Separation	

3.4.2 Hopping Bandedge Limit

Refer clause 3.6.1 and clause 3.7.1

3.4.3 Measuring Instruments

Refer a test equipment and calibration data table in this test report.

3.4.4 Test Procedures

Test Method
▪ Refer as ANSI C63.10-2013, clause 7.8.3 for number of hopping frequencies measurement.
▪ Refer as ANSI C63.10-2013, clause 7.8.6 for hopping frequencies Bandedge measurement.

3.4.5 Test Setup

Number of Hopping Frequencies and Hopping Frequencies Bandedge
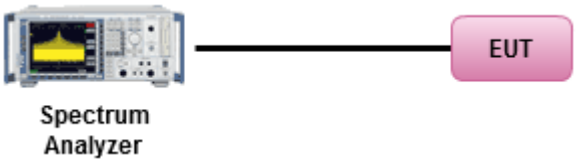

3.4.6 Test Result of Number of Hopping Frequencies

Refer as Appendix D

3.4.7 Test Result of Number of Hopping Frequencies Bandedge

Refer as Appendix D

3.5 Time of Occupancy (Dwell Time)

3.5.1 Time of Occupancy (Dwell Time) Limit

Time of Occupancy (Dwell Time) Limit for Frequency Hopping Systems	
▪ 2400-2483.5 MHz Band:	
	▪ N ≥ 75; 0.4s in N x 0.4 period
	▪ 75 >N ≥ 15; 0.4s in N x 0.4 period
N:Number of Hopping Frequencies	

3.5.2 Measuring Instruments

Refer a test equipment and calibration data table in this test report.

3.5.3 Test Procedures

Test Method	
▪ Refer as ANSI C63.10-2013, clause 7.8.4 for dwell time measurement.	
▪ Bluetooth ACL packets can be 1, 3, or 5 time slots. Following as dwell time. Operate DH5 at maximum dwell time and maximum duty cycle.	
	▪ The DH5 packet can cover up to 5 time slots. Operate DH5 at maximum dwell time and maximum duty cycle. A maximum length packet has duration of 5 time slots. The hopping rate is 1600 hops/second so the maximum dwell time is 5/1600 seconds, or 3.125ms.DH5 Packet permit maximum 1600/ 79 / 6 = 3.37 hops per second in each channel.

3.5.4 Test Setup

Time of Occupancy (Dwell Time)

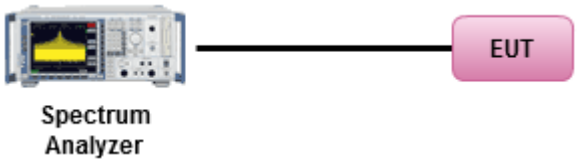

3.5.5 Test Result of Time of Occupancy (Dwell Time)

Refer as Appendix E

3.6 Emissions in Non-restricted Frequency Bands

3.6.1 Emissions in Non-restricted Frequency Bands Limit

Un-restricted Band Emissions Limit	
RF output power procedure	**Limit (dB)**
Peak output power procedure	20
Note 1: If the peak output power procedure is used to measure the fundamental emission power to demonstrate compliance to requirements, then the peak conducted output power measured within any 100 kHz outside the authorized frequency band shall be attenuated by at least 20 dB relative to the maximum measured in-band peak PSD level.	

3.6.2 Measuring Instruments

Refer a test equipment and calibration data table in this test report.

3.6.3 Test Procedures

Test Method
▪ Refer as ANSI C63.10-2013, clause 7.8.8 for unwanted emissions into non-restricted bands.

3.6.4 Test Setup

Emissions in Non-restricted Frequency Bands
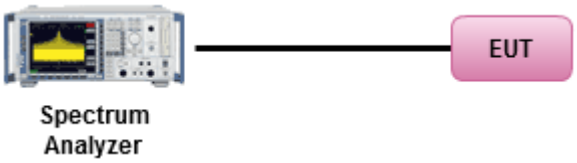

3.6.5 Test Result of Emissions in Non-restricted Frequency Bands

Refer as Appendix F

3.7 Emissions in Restricted Frequency Bands

3.7.1 Emissions in Restricted Frequency Bands Limit

Restricted Band Emissions Limit			
Frequency Range (MHz)	**Field Strength (uV/m)**	**Field Strength (dBuV/m)**	**Measure Distance (m)**
0.009~0.490	2400/F(kHz)	48.5 - 13.8	300
0.490~1.705	24000/F(kHz)	33.8 - 23	30
1.705~30.0	30	29	30
30~88	100	40	3
88~216	150	43.5	3
216~960	200	46	3
Above 960	500	54	3

Note 1: Test distance for frequencies at or above 30 MHz, measurements may be performed at a distance other than the limit distance provided they are not performed in the near field and the emissions to be measured can be detected by the measurement equipment. When performing measurements at a distance other than that specified, the results shall be extrapolated to the specified distance using an extrapolation factor of 20 dB/decade (inverse of linear distance for field-strength measurements, inverse of linear distance-squared for power-density measurements).

Note 2: Test distance for frequencies at below 30 MHz, measurements may be performed at a distance closer than the EUT limit distance; however, an attempt should be made to avoid making measurements in the near field. When performing measurements below30 MHz at a closer distance than the limit distance, the results shall be extrapolated to the specified distance by either making measurements at a minimum of two or more distances on at least one radial to determine the proper extrapolation factor or by using the square of an inverse linear distance extrapolation factor (40 dB / decade). The test report shall specify the extrapolation method used to determine compliance of the EUT.

Note 3: Using the distance of 1m during the test for above 18 GHz, and the test value to correct for the distance factor at 3m.

3.7.2 Measuring Instruments

Refer a test equipment and calibration data table in this test report.

3.7.3 Test Procedures

Test Method	
▪ The average emission levels shall be measured in [hopping duty factor].	
▪ Refer as ANSI C63.10; clause 6.10.3 band-edge testing shall be performed at the lowest frequency channel and highest frequency channel within the allowed operating band.	
▪ For the transmitter unwanted emissions shall be measured using following options below:	
	▪ Refer as ANSI C63.10, clause 4.1.4.2.1 QP value.
	▪ Refer as ANSI C63.10, clause 4.1.4.2.2 measurement procedure peak.
	▪ Refer as ANSI C63.10, clause 4.1.4.2.4 average value of hopping pulsed emissions.
▪	KDB 414788 Open-Field Test Sites and Chamber Correlation Justification.
	▪ Based on FCC 15.31(f)(2): measurements may be performed at a distance closer than that specified in regulations; however, an attempt should be made to avoid making measurements in the near field.
	▪ Open-field site and chamber correlation testing had been performed and chamber measured test result is the worst case test result.

3.7.4 Measurement Results Calculation

The measured Level is calculated using:
Corrected Reading: Raw(Read Level) + AF(Antenna Factor) + CL(Cable Loss) - PA(Preamp Factor)

3.7.5 Test Setup

Emissions in Restricted Frequency Bands
9kHz ~30MHz
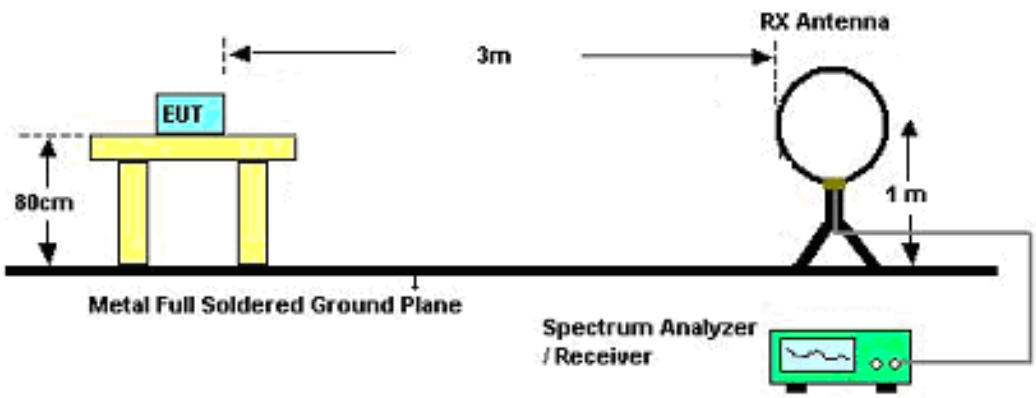

30MHz~1GHz

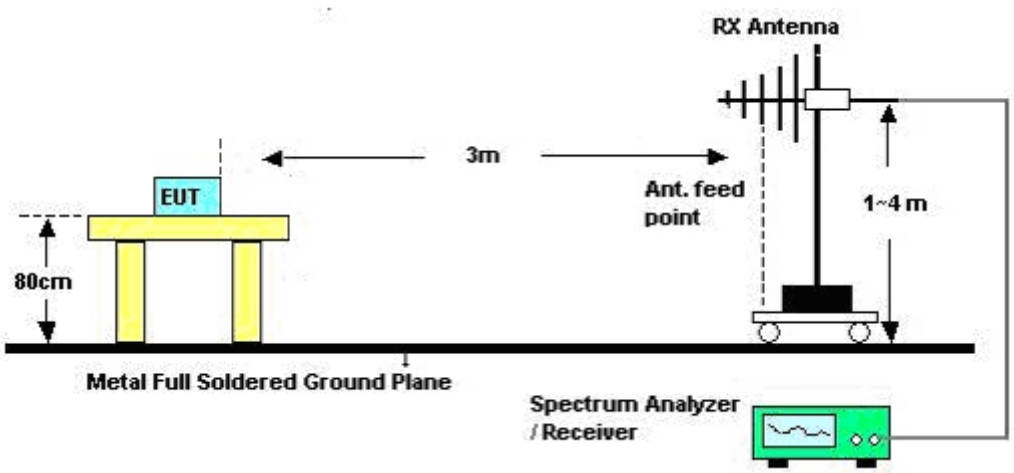

Above 1GHz

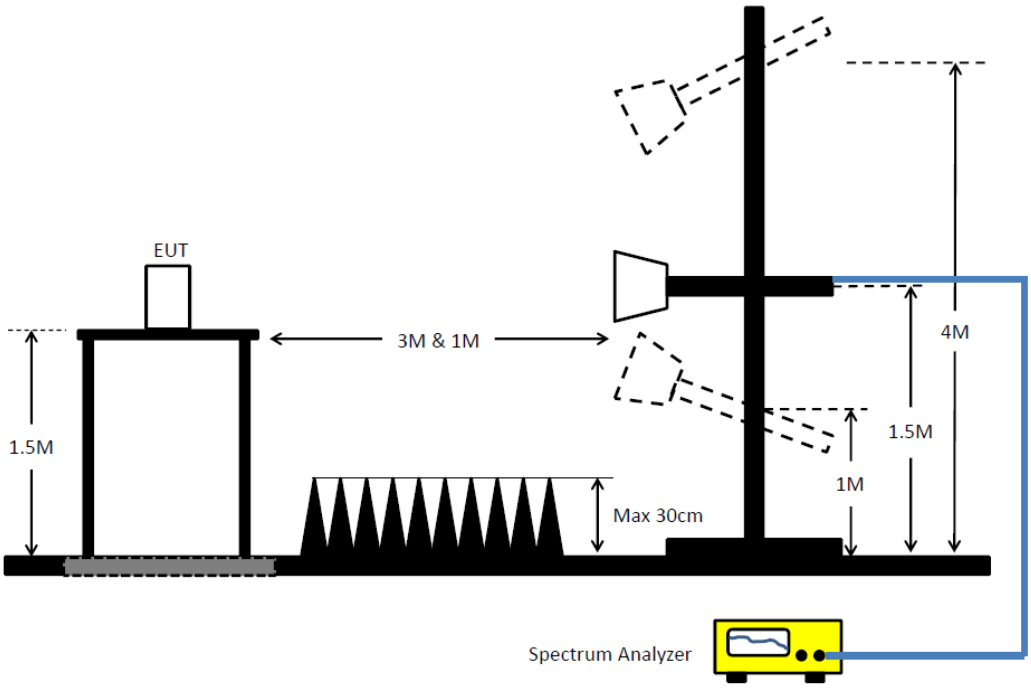

3.7.6 Test Result of Emissions in Restricted Frequency Bands (Below 30MHz)

The amplitude of spurious emissions which are attenuated by more than 20dB below the permissible value has no need to be reported.

3.7.7 Test Result of Emissions in Restricted Frequency Bands

Refer as Appendix G

4 Test Equipment and Calibration Data

Instrument for AC Conduction

Instrument	Manufacturer /Brand	Model No.	Serial No.	Spec.	Calibration Date	Calibration Due Date
EMI Test Receiver	R&S	ESR3	102051	9kHz ~ 3.6GHz	21/May/2021	20/May/2022
Two-Line V-Network	R&S	ENV 216	100003	9kHz ~ 30MHz	18/Feb/2022	17/Feb/2023
RF Cable 5m	TITAN	TITAN	CO04-cable-01	9 kHz~200MHz	01/Mar/2022	28/Feb/2023
Impuls Begrenzer Pulse Limiter	SCHWARZBECK	VTSD 9561-F	9561-F041	9kHz ~ 30MHz	26/Oct/2021	25/Oct/2022
Software	Sporton	SENSE-EMI	V5.10.7	-	NCR	NCR

NCR: No Calibration Required

Instrument for Conducted Test

Instrument	Manufacturer /Brand	Model No.	Serial No.	Spec.	Calibration Date	Calibration Due Date
Signal Analyzer	R&S	FSV 40	101029	10Hz~40GHz	20/Oct/2021	19/Oct/2022
SMB100A Signal Generator	R&S	SMB100A	181147	100kHz~40GHz	21/Oct/2021	20/Oct/2022
Pulse Sensor	Anritsu	MA2411B	1339407	300MHz~40GHz	17/Dec/2021	16/Dec/2022
Power Meter	Anritsu	ML2495A	1517010	300MHz~40GHz	20/Dec/2021	19/Dec/2022
SENSE-15247_FS	Sporton	V5.10.7.16	N/A	N/A	N/A	N/A

Instrument for Radiated Test (03CH03-HY)

Instrument	Manufacturer /Brand	Model No.	Serial No.	Spec.	Calibration Date	Calibration Due Date
3m Semi Anechoic Chamber	SIDT FRANKONIA	SAC-3M	03CH03-HY	1GHz~18GHz 3m	02/Aug/2022	01/Aug/2023
Signal Analyzer	R&S	FSV40	101500	10Hz~40GHz	12/Oct/2021	11/Oct/2022
Microwave Preamplifier	Agilent	8449BA	3008A02326	1 GHz ~ 26.5 GHz	14/Jul/2022	13/Jul/2023
Double Ridged Guide Horn Antenna	SCHWARZBECK	BBHA 9120 D	02267	1GHz ~18GHz	14/Sep/2021	13/Sep/2022
RF CABLE 5+6m	HUBER+SUHNER	SUOFLEX 104	03CH03-cable-01	1GHz~40GHz	27/Jul/2022	26/Jul/2023
Broadband Horn Antenna	SCHWARZBECK	BBHA 9170	BBHA 9170221	15GHz~40GHz	18/Mar/2022	17/Mar/2023
Microwave Premplifier	EMC INSTRUMENTS	EM18G40G	060604	18GHz ~ 40GHz	08/Mar/2022	07/Mar/2023
SENSE-EMI	Sporton	V5.10.8.6	NA	NA	NA	NA

Instrument for Radiated Test

Instrument	Manufacturer /Brand	Model No.	Serial No.	Spec.	Calibration Date	Calibration Due Date
3m Semi Anechoic Chamber	TDK	SAC-3M	03CH09-HY	30MHz~1GHz 3m	25/Mar/2022	24/Mar/2023
3m Semi Anechoic Chamber	TDK	SAC-3M	03CH09-HY	1GHz~18GHz 3m	17/Mar/2022	16/Mar/2023
EXA Signal Analyzer	KEYSIGHT	N9010A	MY54200885	10Hz~44GHz	13/Aug/2021	12/Aug/2022
Amplifier	EMC	EMC9135	980232	9kHz~1GHz	08/Apr/2022	07/Apr/2023
Microwave Preamplifier	Agilent	8449B	3008A02096	1GHz~26.5GHz	23/Jul/2021	22/Jul/2022
Bilog Antenna & 5dB Attenuator	TESEQ & MTJ	CBL6111D&MT J6102-05	35418 & 3	30MHz~1GHz	04/Sep/2021	03/Sep/2022
Double Ridged Guide Horn Antenna	SCHWARZBECK	BBHA 9120 D	BBHA 9120 D 1531	1GHz~18GHz	27/Dec/2021	26/Dec/2022
RF Cable-low	Jye Bao	RG142	CB031+324530/4	9kHz~30MHz	30/Aug/2021	29/Aug/2022
RF Cable-low	Jye Bao	RG142	CB031+324530/4	30MHz~1GHz	07/Feb/2022	06/Feb/2023
RF CABLE 5m+3m+1m	HUBER+SUHNER	SUCOFLEX104	CB009	1GHz~40GHz	13/Aug/2021	12/Aug/2022
Broadband Horn Antenna	SCHWARZBECK	BBHA 9170	BBHA 9170221	18GHz~40GHz	18/Mar/2022	17/Mar/2023
Microwave Premplifier	EMC INSTRUMENTS	EM18G40G	060604	18GHz ~ 40GHz	08/Mar/2022	07/Mar/2023
Loop Antenna	TESEQ	HLA 6120	31244	9kHz~30MHz	18/Mar/2022	17/Mar/2023
EMI Test Receiver	R&S	ESR3	102052	9kHz~3.6GHz	13/May/2022	12/May/2023
SENSE-15247_FS	Sporton	V5.10.7.14	N/A	N/A	N/A	N/A

Summary

Mode	Result	Type	Freq (Hz)	Level (dBuV)	Limit (dBuV)	Margin (dB)	Condition
Mode 1	Pass	AV	1.672M	25.51	46.00	-20.49	Line

Mode config

Mode	Result	Type	Freq (Hz)	Level (dBuV)	Limit (dBuV)	Margin (dB)	Condition	Comments
Mode 1	Pass	QP	153.636k	24.65	65.81	-41.16	Line	-
Mode 1	Pass	AV	153.636k	19.70	55.81	-36.11	Line	-
Mode 1	Pass	QP	190.596k	27.66	64.01	-36.35	Line	-
Mode 1	Pass	AV	190.596k	23.89	54.01	-30.12	Line	-
Mode 1	Pass	QP	353.867k	28.85	58.87	-30.02	Line	-
Mode 1	Pass	AV	353.867k	23.84	48.87	-25.03	Line	-
Mode 1	Pass	QP	723.06k	24.41	56.00	-31.59	Line	-
Mode 1	Pass	AV	723.06k	20.04	46.00	-25.96	Line	-
Mode 1	Pass	QP	1.672M	30.18	56.00	-25.82	Line	-
Mode 1	Pass	AV	1.672M	25.51	46.00	-20.49	Line	-
Mode 1	Pass	QP	22.129M	19.96	60.00	-40.04	Line	-
Mode 1	Pass	AV	22.129M	17.27	50.00	-32.73	Line	-
Mode 1	Pass	QP	158.622k	21.36	65.54	-44.18	Neutral	-
Mode 1	Pass	AV	158.622k	16.98	55.54	-38.56	Neutral	-
Mode 1	Pass	QP	190.596k	29.06	64.01	-34.95	Neutral	-
Mode 1	Pass	AV	190.596k	24.02	54.01	-29.99	Neutral	-
Mode 1	Pass	QP	391.005k	28.15	58.05	-29.90	Neutral	-
Mode 1	Pass	AV	391.005k	26.58	48.05	-21.47	Neutral	-
Mode 1	Pass	QP	585.177k	17.89	56.00	-38.11	Neutral	-
Mode 1	Pass	AV	585.177k	15.26	46.00	-30.74	Neutral	-
Mode 1	Pass	QP	1.804M	28.41	56.00	-27.59	Neutral	-
Mode 1	Pass	AV	1.804M	23.74	46.00	-22.26	Neutral	-
Mode 1	Pass	QP	18.125M	23.28	60.00	-36.72	Neutral	-
Mode 1	Pass	AV	18.125M	18.62	50.00	-31.38	Neutral	-

Conducted Emissions at Powerline_Mode 1

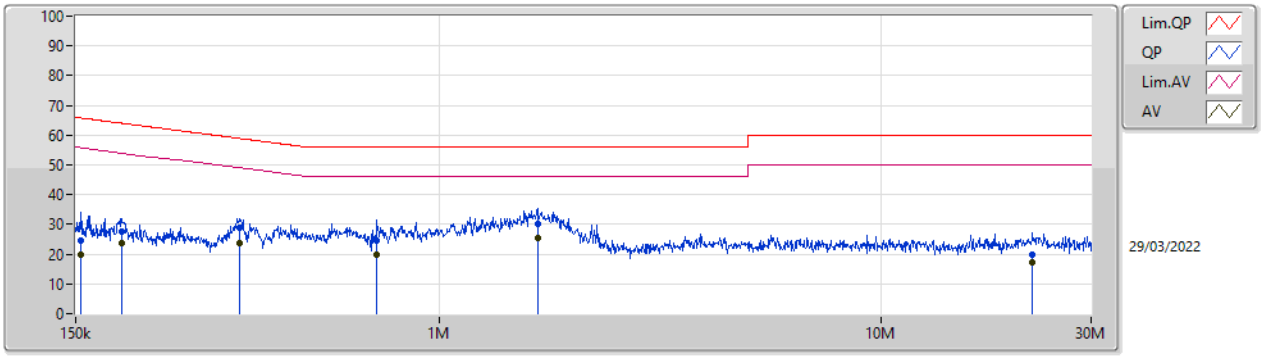

Type	Freq	Level	Limit	Margin	Factor	Condition	Comment	Raw	LISN	CL	AT
	(Hz)	(dBuV)	(dBuV)	(dB)	(dB)			(dBuV)	(dB)	(dB)	(dB)
QP	153.636k	24.65	65.81	-41.16	19.63	Line	-	5.02	9.69	0.03	9.91
AV	153.636k	19.70	55.81	-36.11	19.63	Line	-	0.07	9.69	0.03	9.91
QP	190.596k	27.66	64.01	-36.35	19.63	Line	-	8.03	9.69	0.03	9.91
AV	190.596k	23.89	54.01	-30.12	19.63	Line	-	4.26	9.69	0.03	9.91
QP	353.867k	28.85	58.87	-30.02	19.63	Line	-	9.22	9.68	0.04	9.91
AV	353.867k	23.84	48.87	-25.03	19.63	Line	-	4.21	9.68	0.04	9.91
QP	723.06k	24.41	56.00	-31.59	19.65	Line	-	4.76	9.68	0.05	9.92
AV	723.06k	20.04	46.00	-25.96	19.65	Line	-	0.39	9.68	0.05	9.92
QP	1.672M	30.18	56.00	-25.82	19.68	Line	-	10.50	9.69	0.07	9.92
AV	1.672M	25.51	46.00	-20.49	19.68	Line	-	5.83	9.69	0.07	9.92
QP	22.129M	19.96	60.00	-40.04	20.01	Line	-	-0.05	9.79	0.29	9.93
AV	22.129M	17.27	50.00	-32.73	20.01	Line	-	-2.74	9.79	0.29	9.93

Conducted Emissions at Powerline_Mode 1

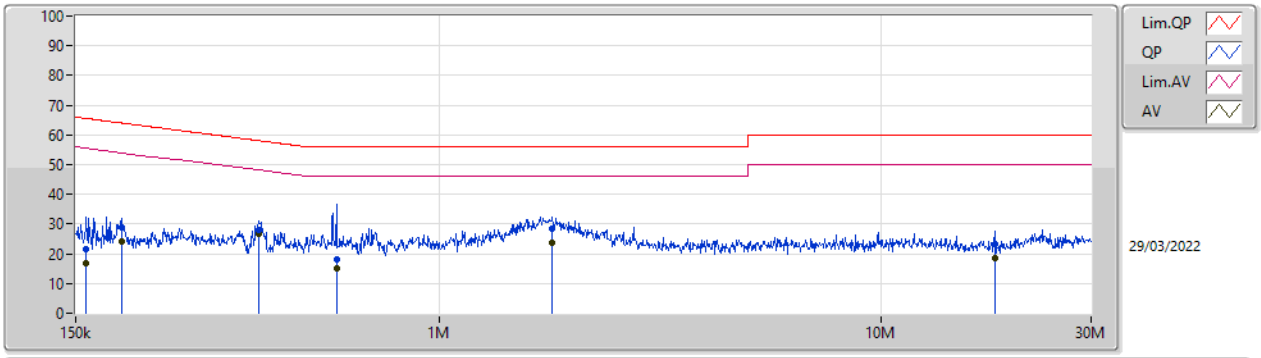

Type	Freq	Level	Limit	Margin	Factor	Condition	Comment	Raw	LISN	CL	AT
	(Hz)	(dBuV)	(dBuV)	(dB)	(dB)			(dBuV)	(dB)	(dB)	(dB)
QP	158.622k	21.36	65.54	-44.18	19.67	Neutral	-	1.69	9.73	0.03	9.91
AV	158.622k	16.98	55.54	-38.56	19.67	Neutral	-	-2.69	9.73	0.03	9.91
QP	190.596k	29.06	64.01	-34.95	19.66	Neutral	-	9.40	9.72	0.03	9.91
AV	190.596k	24.02	54.01	-29.99	19.66	Neutral	-	4.36	9.72	0.03	9.91
QP	391.005k	28.15	58.05	-29.90	19.67	Neutral	-	8.48	9.72	0.04	9.91
AV	391.005k	26.58	48.05	-21.47	19.67	Neutral	-	6.91	9.72	0.04	9.91
QP	585.177k	17.89	56.00	-38.11	19.67	Neutral	-	-1.78	9.72	0.04	9.91
AV	585.177k	15.26	46.00	-30.74	19.67	Neutral	-	-4.41	9.72	0.04	9.91
QP	1.804M	28.41	56.00	-27.59	19.74	Neutral	-	8.67	9.74	0.08	9.92
AV	1.804M	23.74	46.00	-22.26	19.74	Neutral	-	4.00	9.74	0.08	9.92
QP	18.125M	23.28	60.00	-36.72	20.17	Neutral	-	3.11	9.98	0.26	9.93
AV	18.125M	18.62	50.00	-31.38	20.17	Neutral	-	-1.55	9.98	0.26	9.93

Summary

Mode	Max-N dB (Hz)	Max-OBW (Hz)	ITU-Code	Min-N dB (Hz)	Min-OBW (Hz)
2.4-2.4835GHz	-	-	-	-	-
BT-BR(1Mbps)	878.75k	858.321k	858KF1D	855k	852.074k
BT-EDR(2Mbps)	1.256M	1.183M	1M18G1D	1.253M	1.179M
BT-EDR(3Mbps)	1.254M	1.186M	1M19G1D	1.253M	1.183M

Max-N dB = Maximum 20dB down bandwidth; Max-OBW = Maximum 99% occupied bandwidth;
Min-N dB = Minimum 20dB down bandwidth; Min-OBW = Minimum 99% occupied bandwidth

Result

Mode	Result	Limit (Hz)	Port 1-N dB (Hz)	Port 1-OBW (Hz)
BT-BR(1Mbps)	-	-	-	-
2402MHz	Pass	Inf	855k	854.573k
2440MHz	Pass	Inf	878.75k	858.321k
2480MHz	Pass	Inf	878.75k	852.074k
BT-EDR(2Mbps)	-	-	-	-
2402MHz	Pass	Inf	1.253M	1.182M
2440MHz	Pass	Inf	1.256M	1.179M
2480MHz	Pass	Inf	1.255M	1.183M
BT-EDR(3Mbps)	-	-	-	-
2402MHz	Pass	Inf	1.253M	1.183M
2440MHz	Pass	Inf	1.254M	1.184M
2480MHz	Pass	Inf	1.253M	1.186M

Port X-N dB = Port X 20dB down bandwidth;
Port X-OBW = Port X 99% occupied bandwidth

BT-BR(1Mbps) EBW-FS

2402MHz

17/03/2022

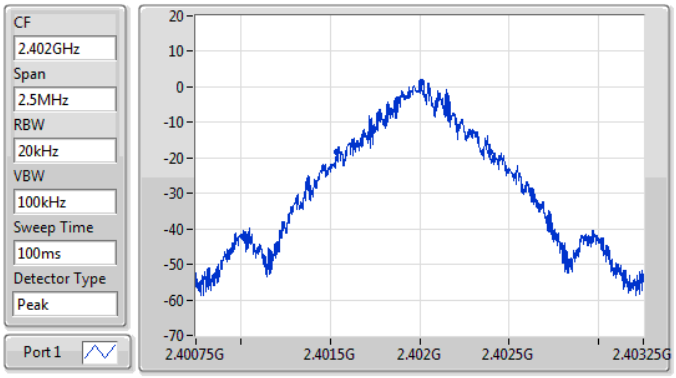

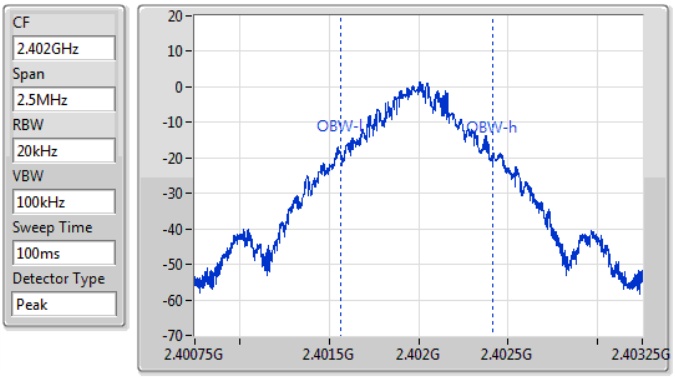

20dB(Hz)	Fl-20dB(Hz)	Fh-20dB(Hz)	OBW(Hz)	Fl-OBW(Hz)	Fh-OBW(Hz)	Limit(Hz)	Port
855k	2.401539G	2.402394G	854.573k	2.401563G	2.402417G	Inf	1

BT-BR(1Mbps) EBW-FS

2440MHz

17/03/2022

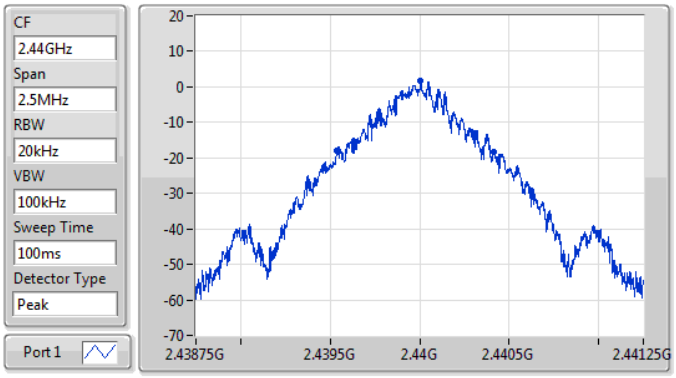

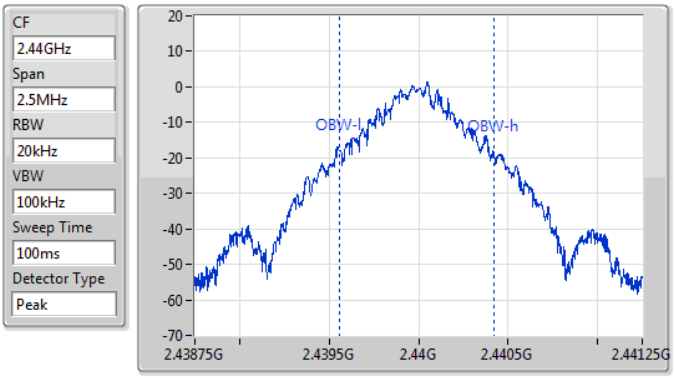

20dB(Hz)	Fl-20dB(Hz)	Fh-20dB(Hz)	OBW(Hz)	Fl-OBW(Hz)	Fh-OBW(Hz)	Limit(Hz)	Port
878.75k	2.439539G	2.440418G	858.321k	2.43956G	2.440419G	Inf	1

BT-BR(1Mbps) EBW-FS

2480MHz

17/03/2022

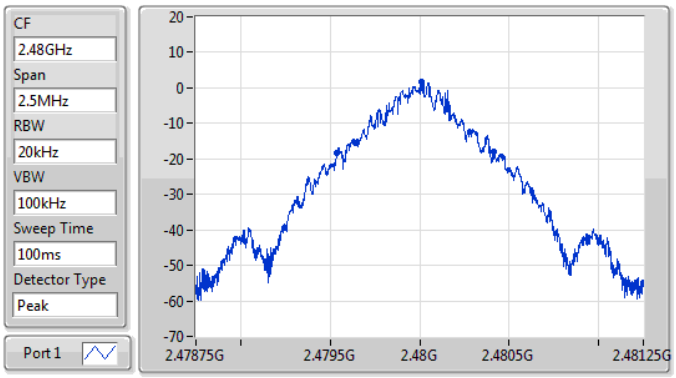

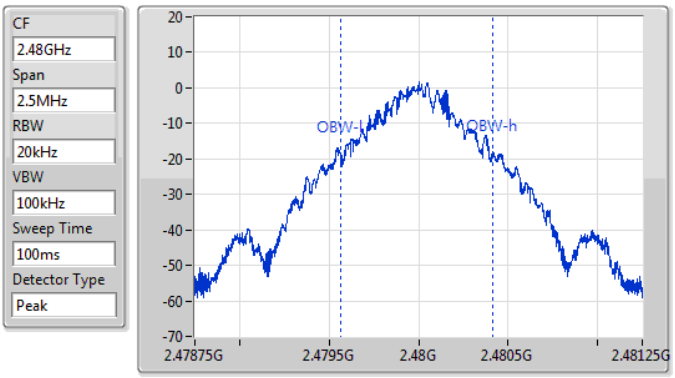

20dB(Hz)	Fl-20dB(Hz)	Fh-20dB(Hz)	OBW(Hz)	Fl-OBW(Hz)	Fh-OBW(Hz)	Limit(Hz)	Port
878.75k	2.479538G	2.480416G	852.074k	2.479564G	2.480416G	Inf	1

BT-EDR(2Mbps) EBW-FS

2402MHz

17/03/2022

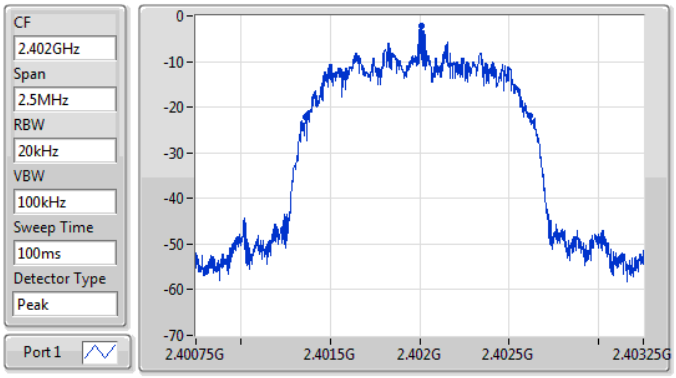

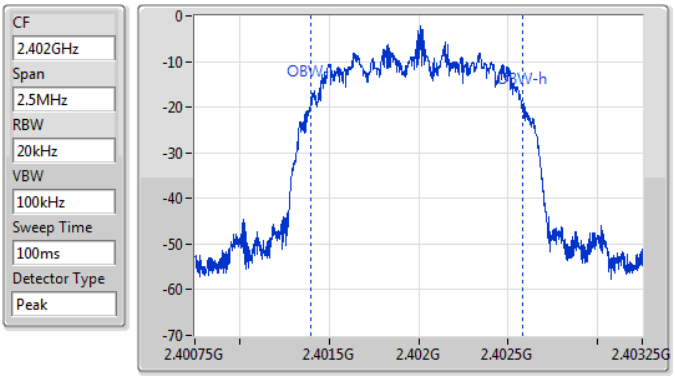

20dB(Hz)	Fl-20dB(Hz)	Fh-20dB(Hz)	OBW(Hz)	Fl-OBW(Hz)	Fh-OBW(Hz)	Limit(Hz)	Port
1.253M	2.401363G	2.402615G	1.182M	2.4014G	2.402582G	Inf	1

BT-EDR(2Mbps) EBW-FS

2440MHz

17/03/2022

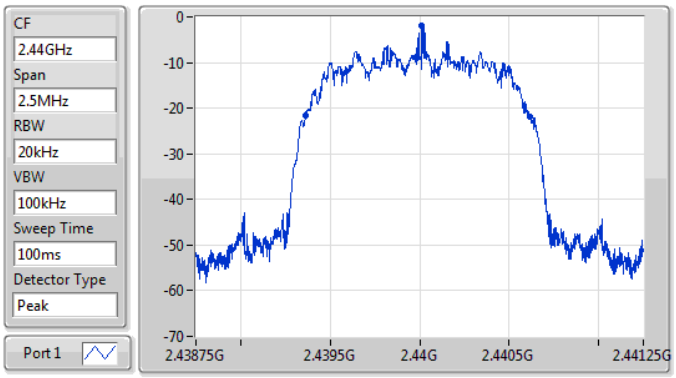

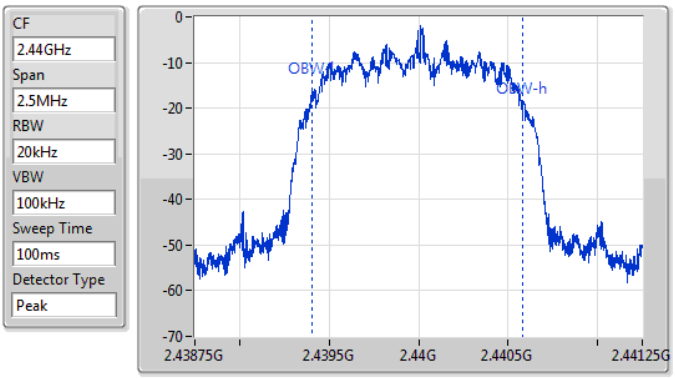

20dB(Hz)	Fl-20dB(Hz)	Fh-20dB(Hz)	OBW(Hz)	Fl-OBW(Hz)	Fh-OBW(Hz)	Limit(Hz)	Port
1.256M	2.439363G	2.440619G	1.179M	2.439402G	2.440581G	Inf	1

BT-EDR(2Mbps) EBW-FS

2480MHz

17/03/2022

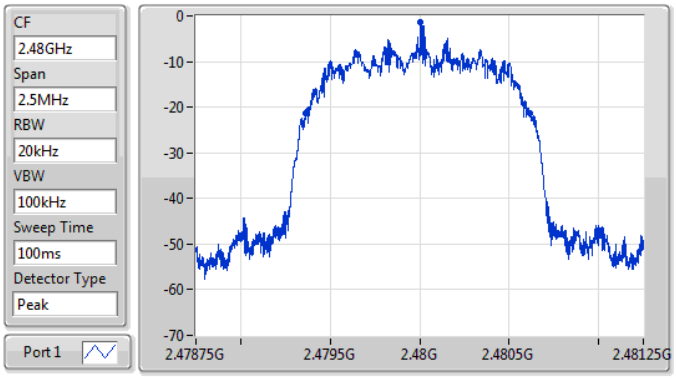

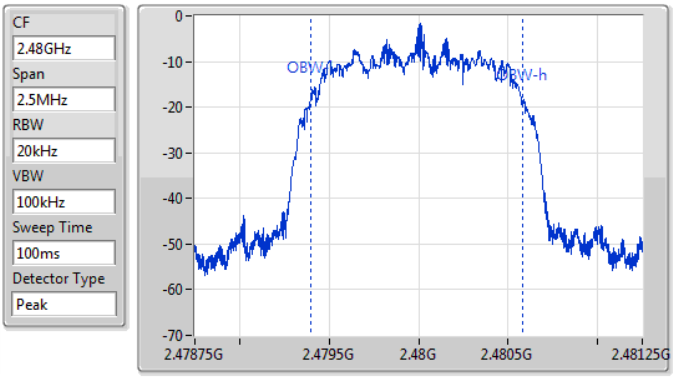

20dB(Hz)	Fl-20dB(Hz)	Fh-20dB(Hz)	OBW(Hz)	Fl-OBW(Hz)	Fh-OBW(Hz)	Limit(Hz)	Port
1.255M	2.479363G	2.480618G	1.183M	2.4794G	2.480583G	Inf	1

BT-EDR(3Mbps) EBW-FS

2402MHz

17/03/2022

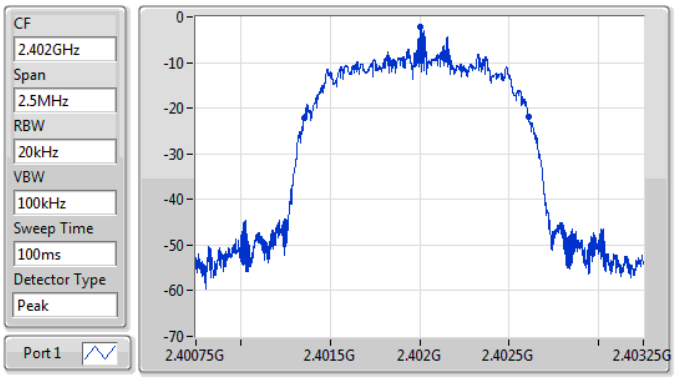

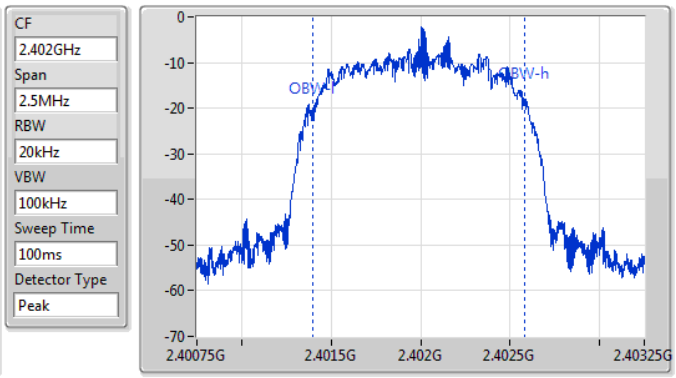

20dB(Hz)	Fl-20dB(Hz)	Fh-20dB(Hz)	OBW(Hz)	Fl-OBW(Hz)	Fh-OBW(Hz)	Limit(Hz)	Port
1.253M	2.401354G	2.402606G	1.183M	2.401399G	2.402582G	Inf	1

BT-EDR(3Mbps) EBW-FS

2440MHz

17/03/2022

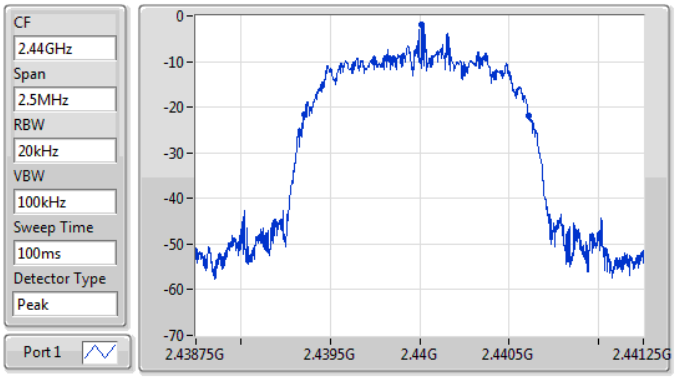

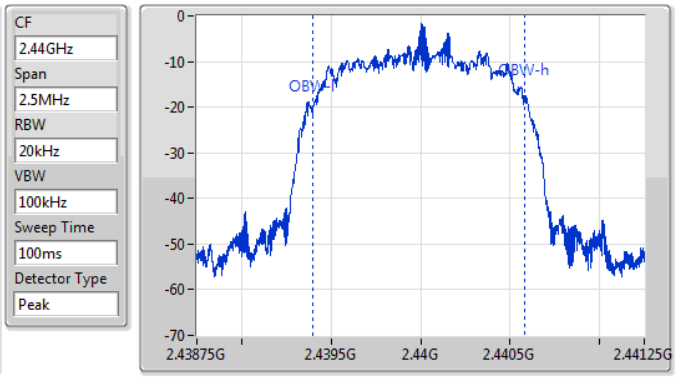

20dB(Hz)	Fl-20dB(Hz)	Fh-20dB(Hz)	OBW(Hz)	Fl-OBW(Hz)	Fh-OBW(Hz)	Limit(Hz)	Port
1.254M	2.439355G	2.440609G	1.184M	2.439398G	2.440582G	Inf	1

BT-EDR(3Mbps) **EBW-FS**

2480MHz

17/03/2022

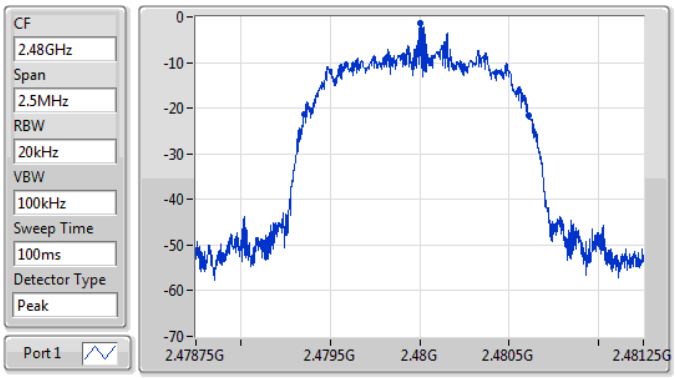

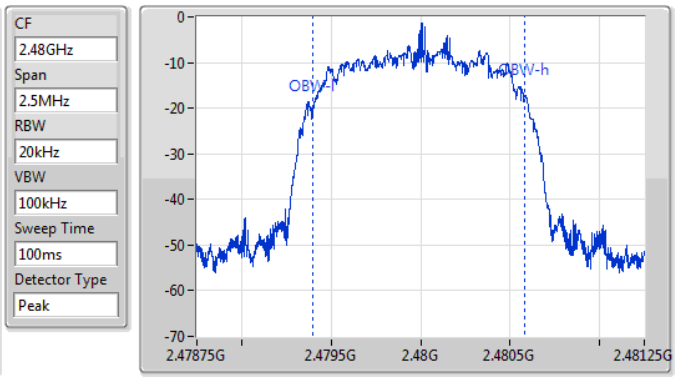

20dB(Hz)	Fl-20dB(Hz)	Fh-20dB(Hz)	OBW(Hz)	Fl-OBW(Hz)	Fh-OBW(Hz)	Limit(Hz)	Port
1.253M	2.479355G	2.480608G	1.186M	2.479398G	2.480583G	Inf	1

Summary

Mode	Max-Space (Hz)	Min-Space (Hz)
2.4-2.4835GHz	-	-
BT-BR(1Mbps)	1.002M	999k
BT-EDR(2Mbps)	999k	999k
BT-EDR(3Mbps)	1.0005M	1.0005M

Result

Mode	Result	Fl (Hz)	Fh (Hz)	Ch.Space (Hz)	Limit (Hz)
BT-BR(1Mbps)	-	-	-	-	-
2402MHz	Pass	2.402005G	2.403004G	999k	569.43k
2440MHz	Pass	2.402005G	2.403007G	1.002M	569.43k
2480MHz	Pass	2.479005G	2.480007G	1.002M	585.2475k
BT-EDR(2Mbps)	-	-	-	-	-
2402MHz	Pass	2.402007G	2.403006G	999k	834.498k
2440MHz	Pass	2.440005G	2.441004G	999k	836.496k
2480MHz	Pass	2.479005G	2.480004G	999k	835.83k
BT-EDR(3Mbps)	-	-	-	-	-
2402MHz	Pass	2.402007G	2.403007G	1.0005M	834.498k
2440MHz	Pass	2.440005G	2.441006G	1.0005M	835.164k
2480MHz	Pass	2.479005G	2.480006G	1.0005M	834.498k

BT-BR(1Mbps) Channel Separation-FS

2.402G/2.403GHz

17/03/2022

Fl(Hz)	Fh(Hz)	Ch.Space(Hz)	Limit(Hz)
2.402005G	2.403004G	999k	569.43k

BT-BR(1Mbps) Channel Separation-FS

2.402G/2.403GHz

17/03/2022

Fl(Hz)	Fh(Hz)	Ch.Space(Hz)	Limit(Hz)
2.402005G	2.403007G	1.002M	569.43k

BT-BR(1Mbps) Channel Separation-FS

2.48G/2.479GHz

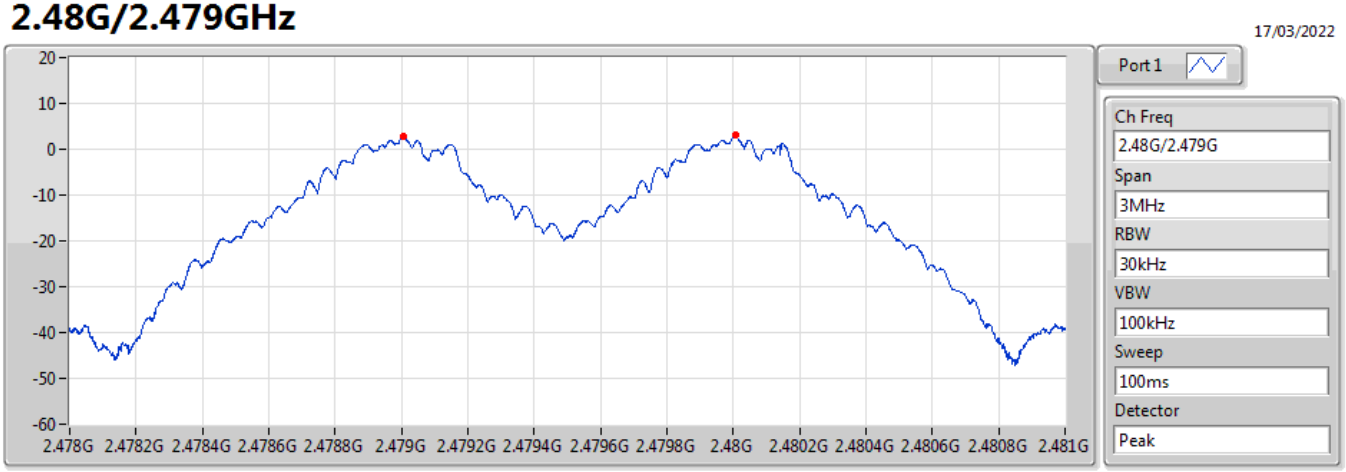

Fl(Hz)	Fh(Hz)	Ch.Space(Hz)	Limit(Hz)
2.479005G	2.480007G	1.002M	585.2475k

BT-EDR(2Mbps) Channel Separation-FS

2.402G/2.403GHz

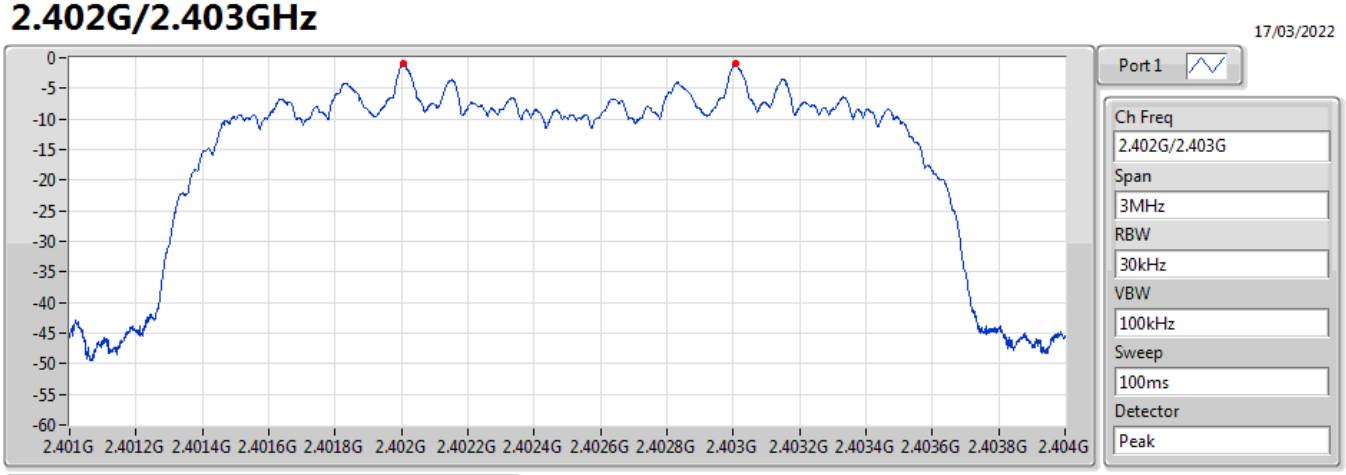

Fl(Hz)	Fh(Hz)	Ch.Space(Hz)	Limit(Hz)
2.402007G	2.403006G	999k	834.498k

BT-EDR(2Mbps) Channel Separation-FS

2.44G/2.441GHz

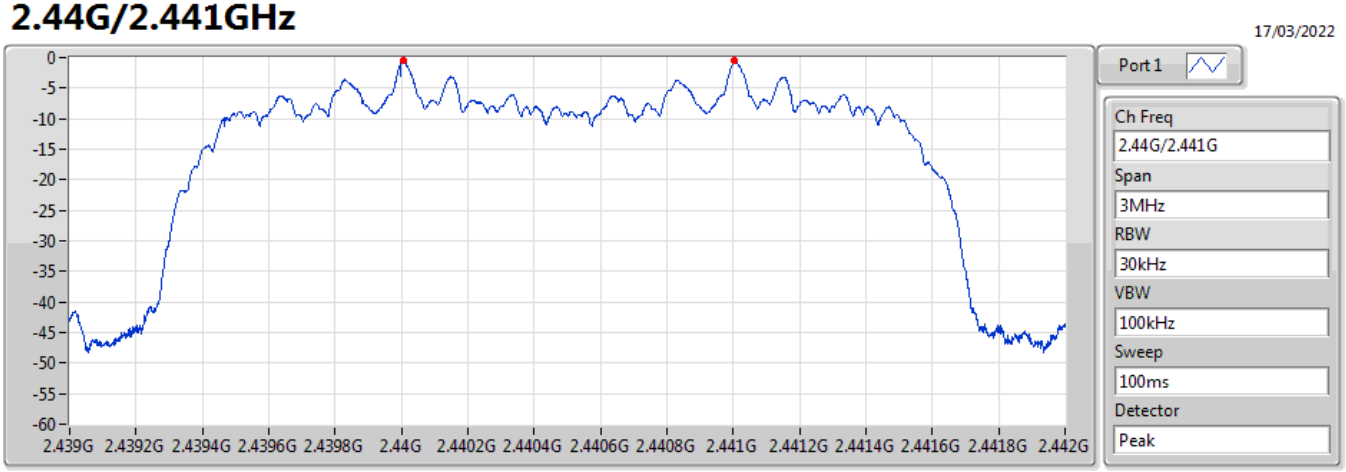

Fl(Hz)	Fh(Hz)	Ch.Space(Hz)	Limit(Hz)
2.440005G	2.441004G	999k	836.496k

BT-EDR(2Mbps) Channel Separation-FS

2.48G/2.479GHz

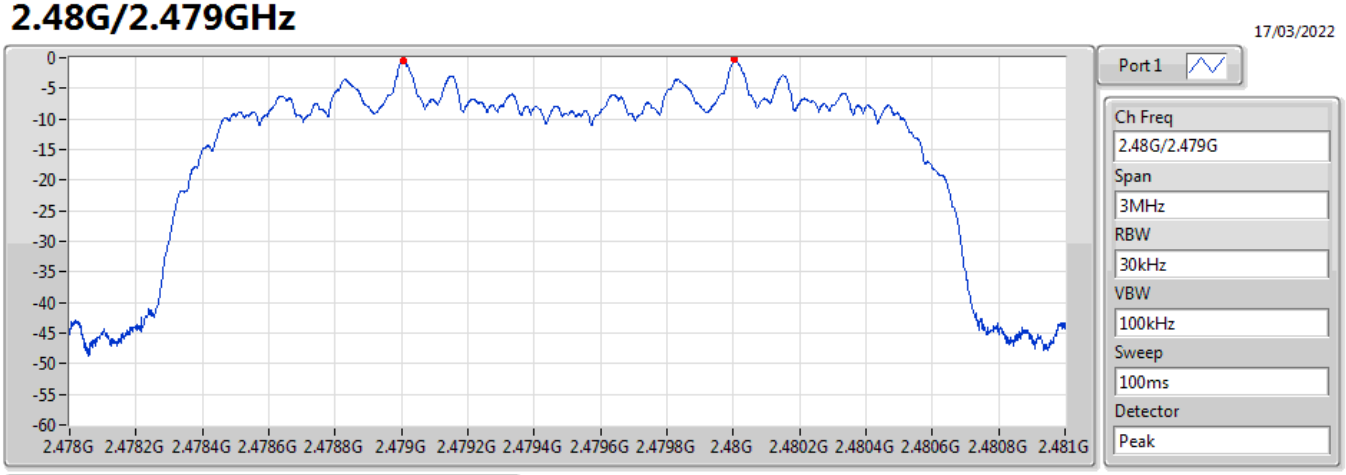

Fl(Hz)	Fh(Hz)	Ch.Space(Hz)	Limit(Hz)
2.479005G	2.480004G	999k	835.83k

BT-EDR(3Mbps) Channel Separation-FS

2.402G/2.403GHz

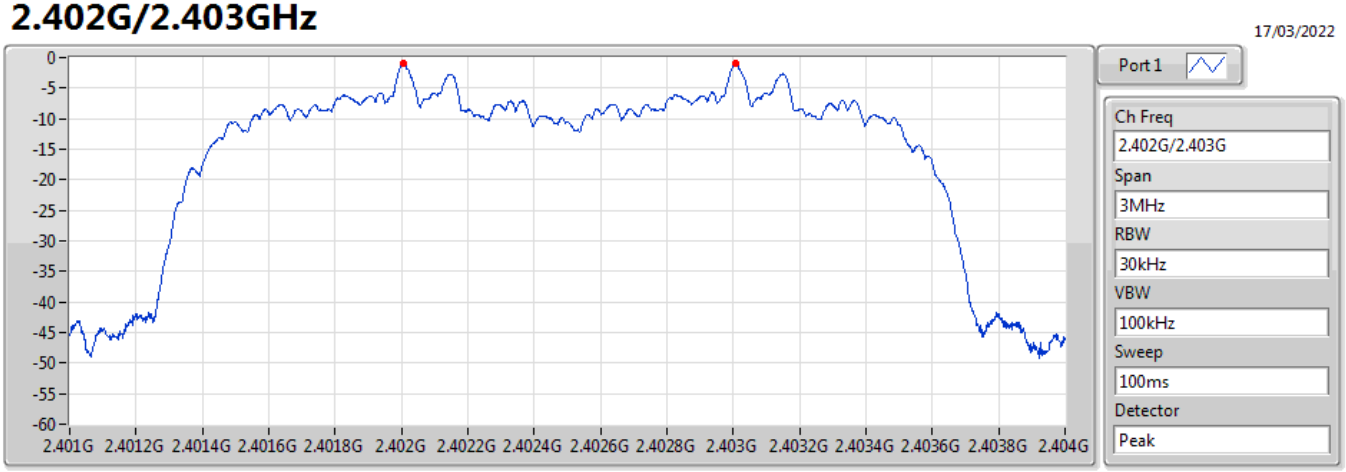

Fl(Hz)	Fh(Hz)	Ch.Space(Hz)	Limit(Hz)
2.402007G	2.403007G	1.0005M	834.498k

BT-EDR(3Mbps) Channel Separation-FS

2.44G/2.441GHz

Fl(Hz)	Fh(Hz)	Ch.Space(Hz)	Limit(Hz)
2.440005G	2.441006G	1.0005M	835.164k

BT-EDR(3Mbps) Channel Separation-FS

2.48G/2.479GHz

17/03/2022

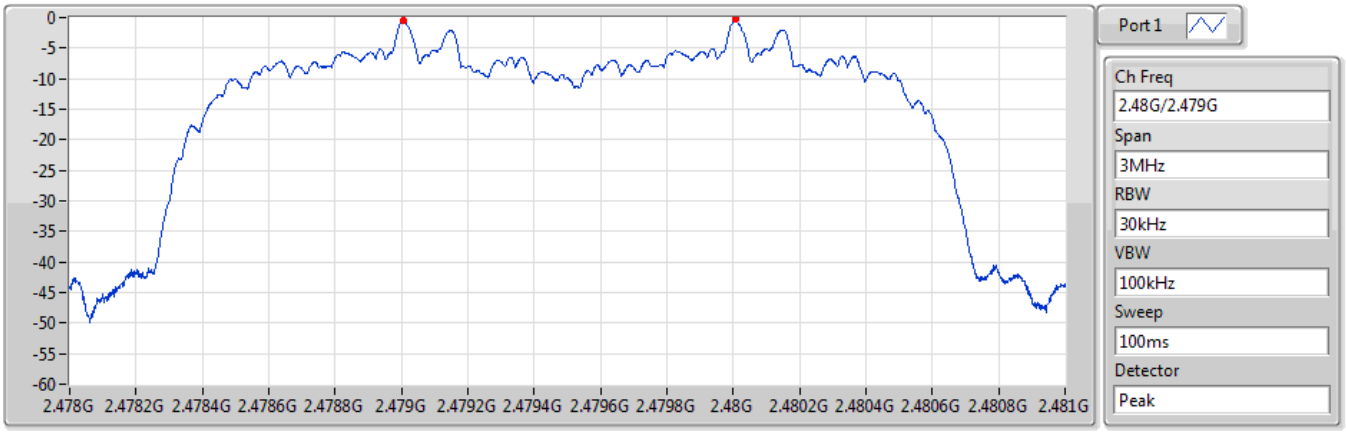

Fl(Hz)	Fh(Hz)	Ch.Space(Hz)	Limit(Hz)
2.479005G	2.480006G	1.0005M	834.498k

Summary

Mode	Power (dBm)	Power (W)
2.4-2.4835GHz	-	-
BT-BR(1Mbps)	5.64	0.00366
BT-EDR(2Mbps)	7.52	0.00565
BT-EDR(3Mbps)	7.94	0.00622

Result

Mode	Result	Gain (dBi)	Power (dBm)	Power Limit (dBm)
BT-BR(1Mbps)	-	-	-	-
2402MHz	Pass	0.80	5.38	21.00
2440MHz	Pass	0.80	5.57	21.00
2480MHz	Pass	0.80	5.64	21.00
BT-EDR(2Mbps)	-	-	-	-
2402MHz	Pass	0.80	7.41	21.00
2440MHz	Pass	0.80	7.52	21.00
2480MHz	Pass	0.80	7.30	21.00
BT-EDR(3Mbps)	-	-	-	-
2402MHz	Pass	0.80	7.84	21.00
2440MHz	Pass	0.80	7.94	21.00
2480MHz	Pass	0.80	7.67	21.00

DG = Directional Gain; Port X = Port X output power

Summary

Mode	Power (dBm)	Power (W)
2.4-2.4835GHz	-	-
BT-BR(1Mbps)	4.97	0.00314
BT-EDR(2Mbps)	5.31	0.00340
BT-EDR(3Mbps)	5.35	0.00343

Result

Mode	Result	Gain (dBi)	Power (dBm)	Power Limit (dBm)
BT-BR(1Mbps)	-	-	-	-
2402MHz	Pass	0.80	4.88	21.00
2440MHz	Pass	0.80	4.90	21.00
2480MHz	Pass	0.80	4.97	21.00
BT-EDR(2Mbps)	-	-	-	-
2402MHz	Pass	0.80	5.08	21.00
2440MHz	Pass	0.80	5.21	21.00
2480MHz	Pass	0.80	5.31	21.00
BT-EDR(3Mbps)	-	-	-	-
2402MHz	Pass	0.80	5.12	21.00
2440MHz	Pass	0.80	5.22	21.00
2480MHz	Pass	0.80	5.35	21.00

DG = Directional Gain; Port X = Port X output power

Summary

Mode	Max-Hop No
2.4-2.4835GHz	-
BT-BR(1Mbps)	79
BT-EDR(2Mbps)	79
BT-EDR(3Mbps)	79

Result

Mode	Result	Hopping No	Limit
BT-BR(1Mbps)	-	-	-
2440MHz	Pass	79	15
BT-EDR(2Mbps)	-	-	-
2440MHz	Pass	79	15
BT-EDR(3Mbps)	-	-	-
2440MHz	Pass	79	15

BT-BR(1Mbps) Hopping-FS

2440MHz

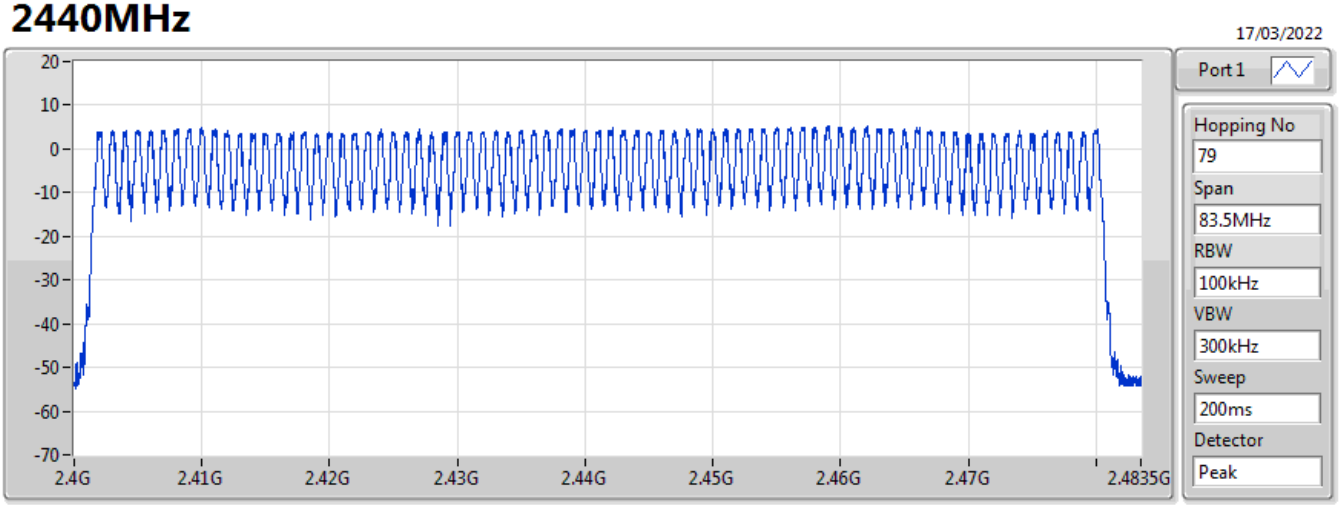

Hopping No	Limit
79	15

BT-BR(1Mbps)

2440MHz

Hopping Ch Bandedge (Non-restricted Band)

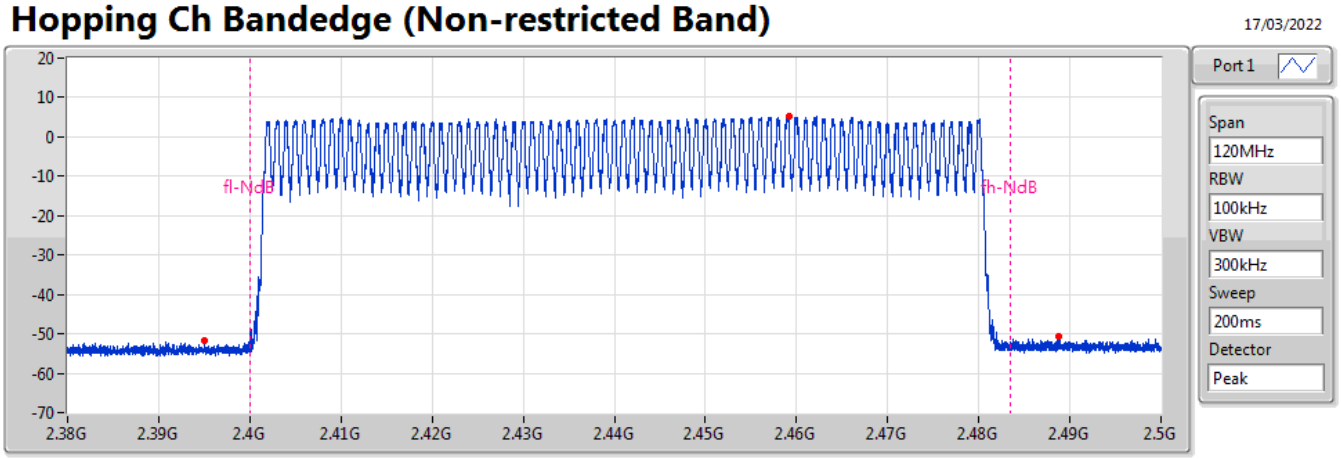

Limit(dBm)	Ref(Hz)	Ref(dBm)	BE-l(Hz)	BE-l(dBm)	BE-h(Hz)	BE-h(dBm)
-14.62	2.45914G	5.38	2.395015G	-51.78	2.48881G	-50.49

BT-BR(1Mbps)

2440MHz

Hopping Ch Bandedge (Restricted Band)

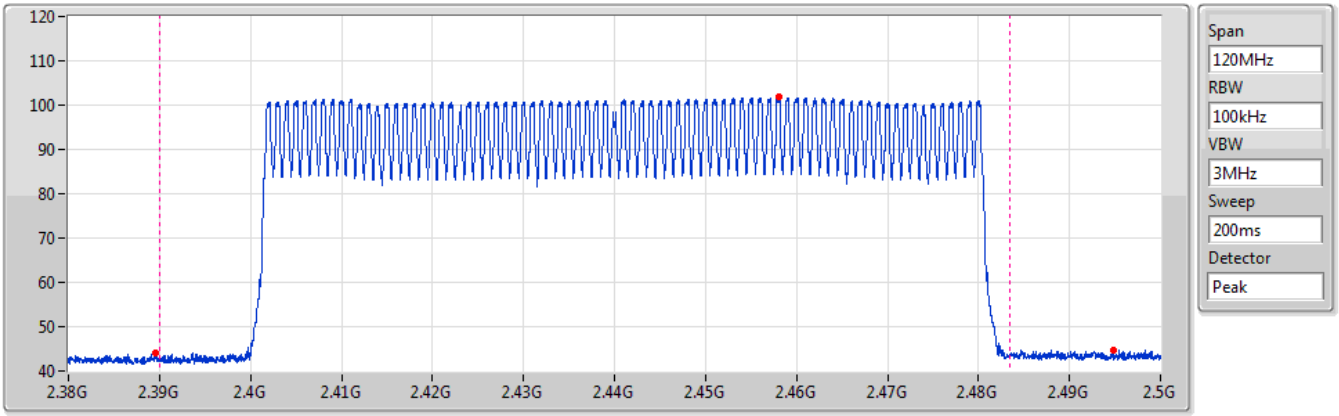

Ref(Hz)	Ref(dBuV/m)	BE-l(Hz)	PK(dBuV/m)	AV(dBuV/m)	BE-h(Hz)	PK(dBuV/m)	AV(dBuV/m)	LimPK(dBuV/	LimAV(dBuV/	Tx On(ms)	DCF(dB)
2.458G	101.72	2.389585G	43.92	13.82	2.49481G	44.82	14.72	74	54	3.125	-30.1

BT-EDR(2Mbps)

Hopping-FS

2440MHz

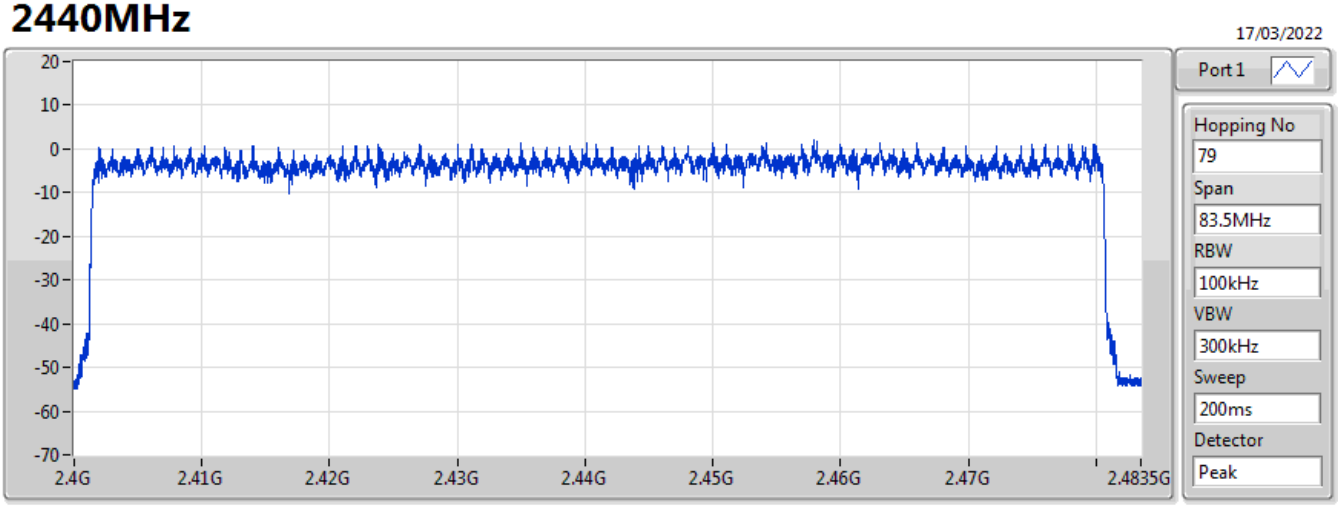

Hopping No	Limit
79	15

BT-EDR(2Mbps)

2440MHz

Hopping Ch Bandedge (Non-restricted Band)

17/03/2022

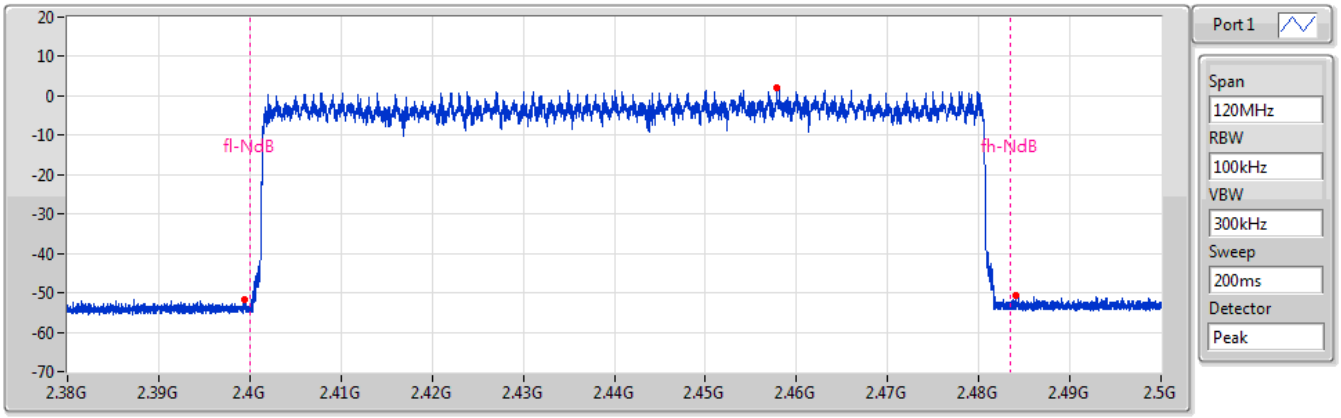

Limit(dBm)	Ref(Hz)	Ref(dBm)	BE-l(Hz)	BE-l(dBm)	BE-h(Hz)	BE-h(dBm)
-17.94	2.45785G	2.06	2.399395G	-51.89	2.484115G	-50.65

BT-EDR(2Mbps)

2440MHz

Hopping Ch Bandedge (Restricted Band)

17/03/2022

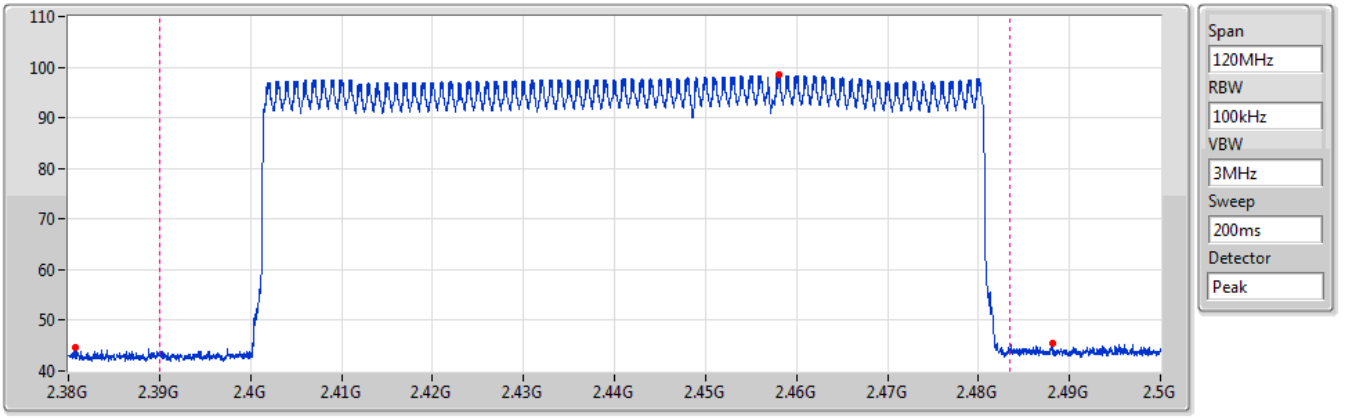

Ref(Hz)	Ref(dBuV/m)	BE-l(Hz)	PK(dBuV/m)	AV(dBuV/m)	BE-h(Hz)	PK(dBuV/m)	AV(dBuV/m)	LimPK(dBuV/	LimAV(dBuV/	Tx On(ms)	DCF(dB)
2.458G	98.4	2.380825G	44.62	14.52	2.488105G	45.46	15.36	74	54	3.125	-30.1

BT-EDR(3Mbps) Hopping-FS

2440MHz

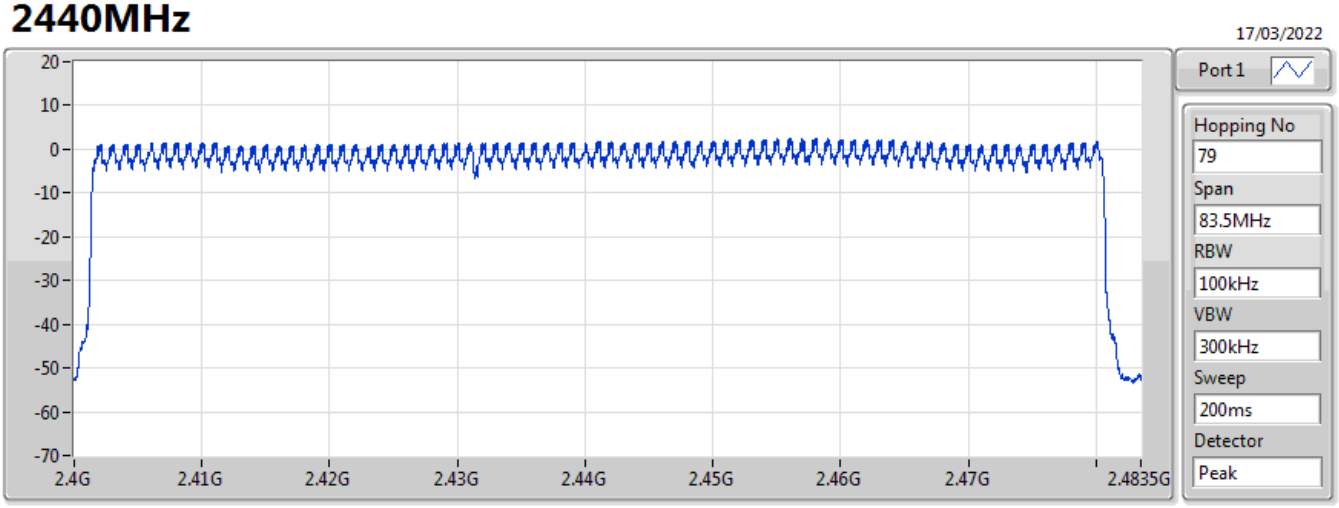

Hopping No	Limit
79	15

BT-EDR(3Mbps)

2440MHz

Hopping Ch Bandedge (Non-restricted Band)

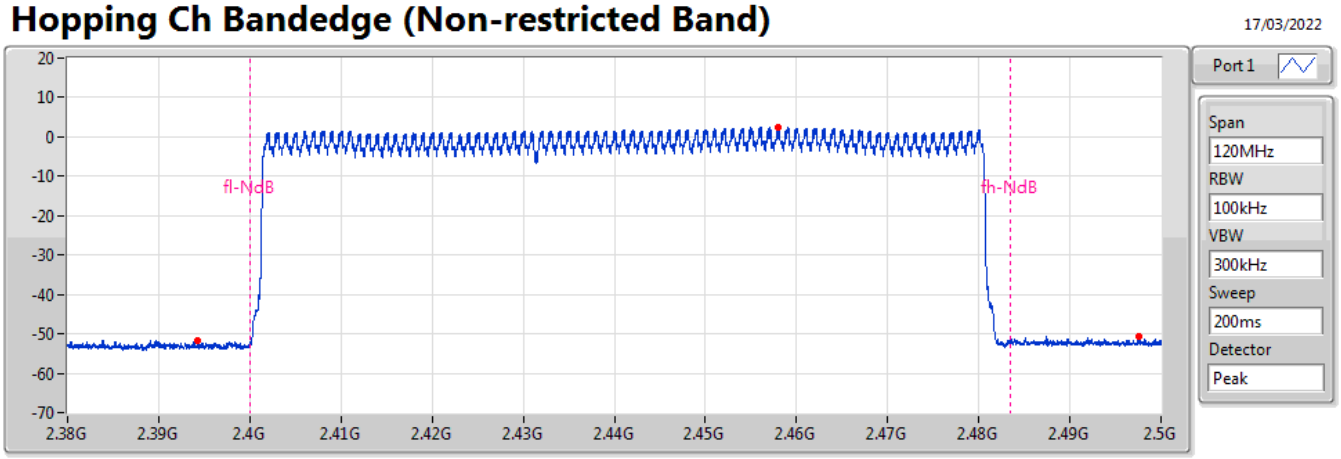

Limit(dBm)	Ref(Hz)	Ref(dBm)	BE-l(Hz)	BE-l(dBm)	BE-h(Hz)	BE-h(dBm)
-17.67	2.458G	2.33	2.39431G	-51.84	2.49763G	-50.62

BT-EDR(3Mbps)

2440MHz

Hopping Ch Bandedge (Restricted Band)

17/03/2022

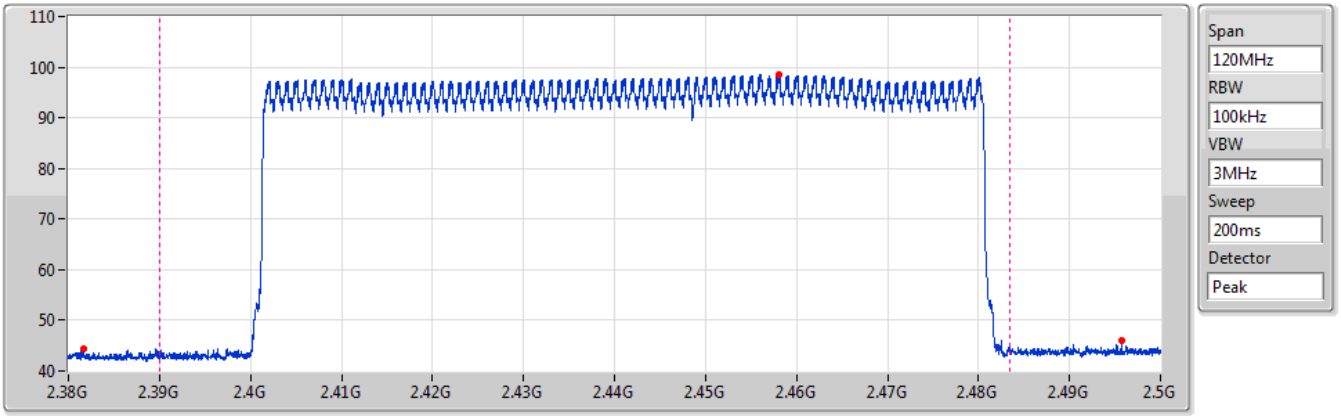

Ref(Hz)	Ref(dBuV/m)	BE-l(Hz)	PK(dBuV/m)	AV(dBuV/m)	BE-h(Hz)	PK(dBuV/m)	AV(dBuV/m)	LimPK(dBuV/	LimAV(dBuV/	Tx On(ms)	DCF(dB)
2.458G	98.43	2.381695G	44.31	14.21	2.495725G	45.91	15.81	74	54	3.125	-30.1

Summary

Mode	Max-Dwell (s)
2.4-2.4835GHz	-
BT-BR(1Mbps)	308.10065m_DH5
BT-EDR(2Mbps)	308.2872m_DH5
BT-EDR(3Mbps)	308.5537m_DH5

Result

Mode	Result	Period (s)	Dwell (s)	Limit (s)	Tx On (s)
BT-BR(1Mbps)	-	-	-	-	-
2440MHz	Pass	31.6	308.10065m_DH5	400m	2.89025m
2440MHz	Pass	8	154.06365m_DH5-AFH	400m	2.8905m
BT-EDR(2Mbps)	-	-	-	-	-
2440MHz	Pass	31.6	308.2872m_DH5	400m	2.892m
2440MHz	Pass	8	154.1969m_DH5-AFH	400m	2.893m
BT-EDR(3Mbps)	-	-	-	-	-
2440MHz	Pass	31.6	308.5537m_DH5	400m	2.8945m
2440MHz	Pass	8	154.3568m_DH5-AFH	400m	2.896m

BT-BR(1Mbps) Dwell-FS

2440MHz

17/03/2022

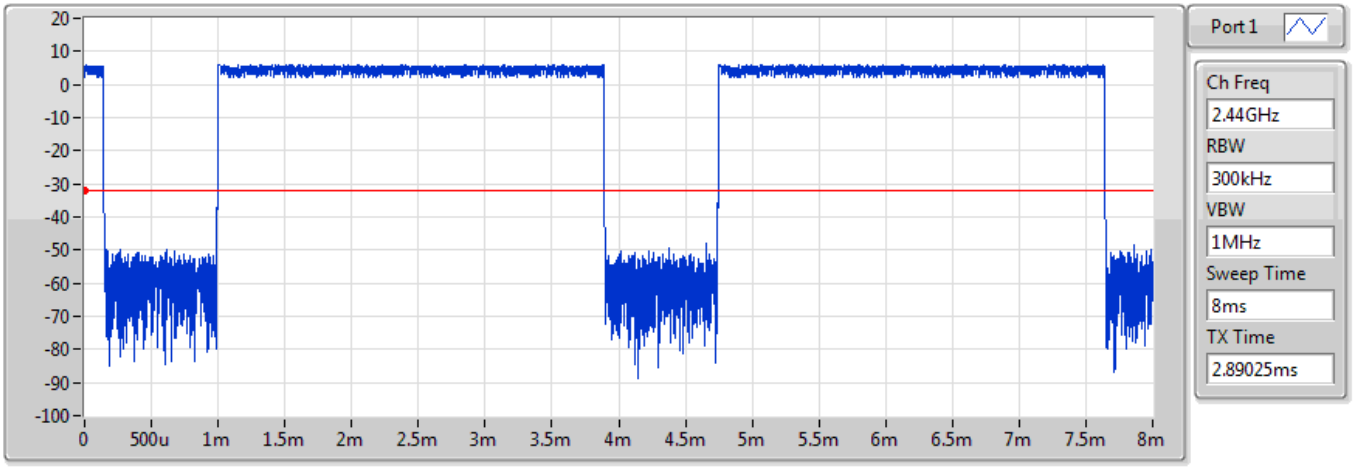

Period(s)	Dwell(s)	Limit(s)	Tx On(s)
31.6	308.10065m_DH5	400m	2.89025m

DH5

BT-BR(1Mbps) Dwell-FS

2440MHz

17/03/2022

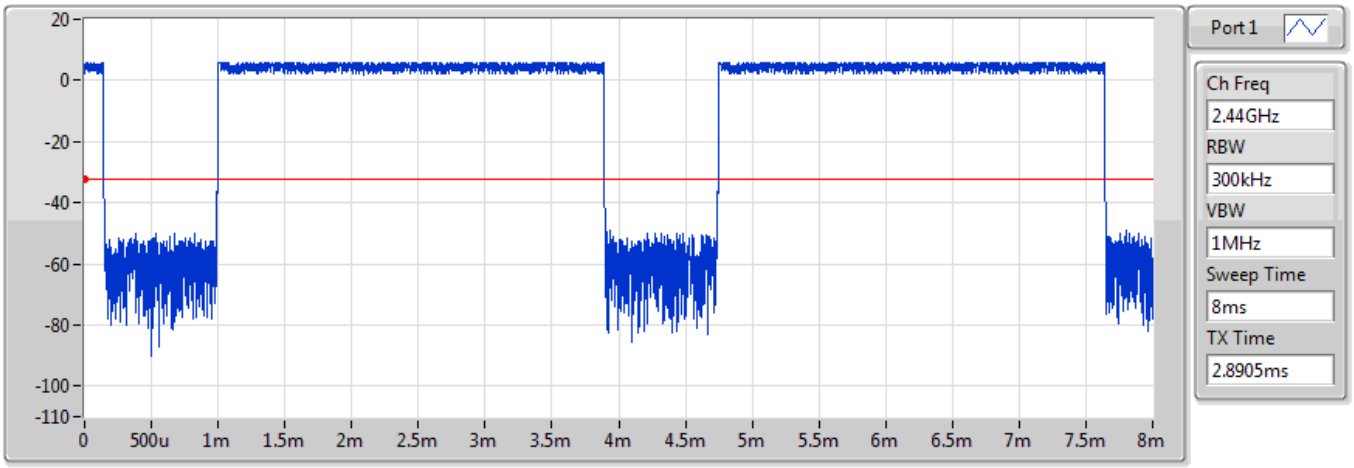

Period(s)	Dwell(s)	Limit(s)	Tx On(s)
8	154.06365m_DH5-AFH	400m	2.8905m

DH5-AFH

BT-EDR(2Mbps) Dwell-FS

2440MHz

17/03/2022

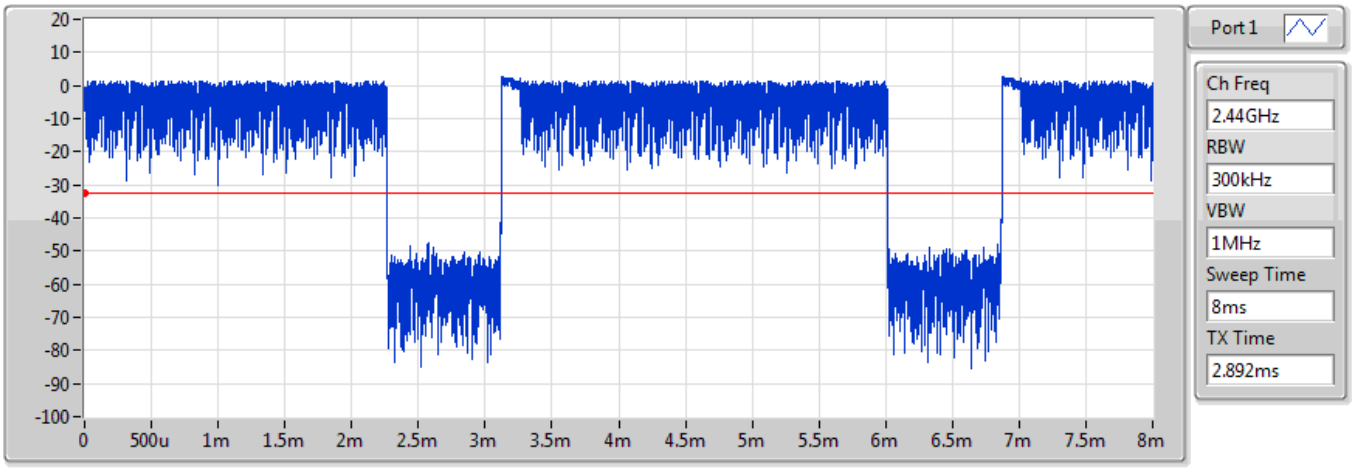

Period(s)	Dwell(s)	Limit(s)	Tx On(s)
31.6	308.2872m_DH5	400m	2.892m

DH5

BT-EDR(2Mbps) Dwell-FS

2440MHz

17/03/2022

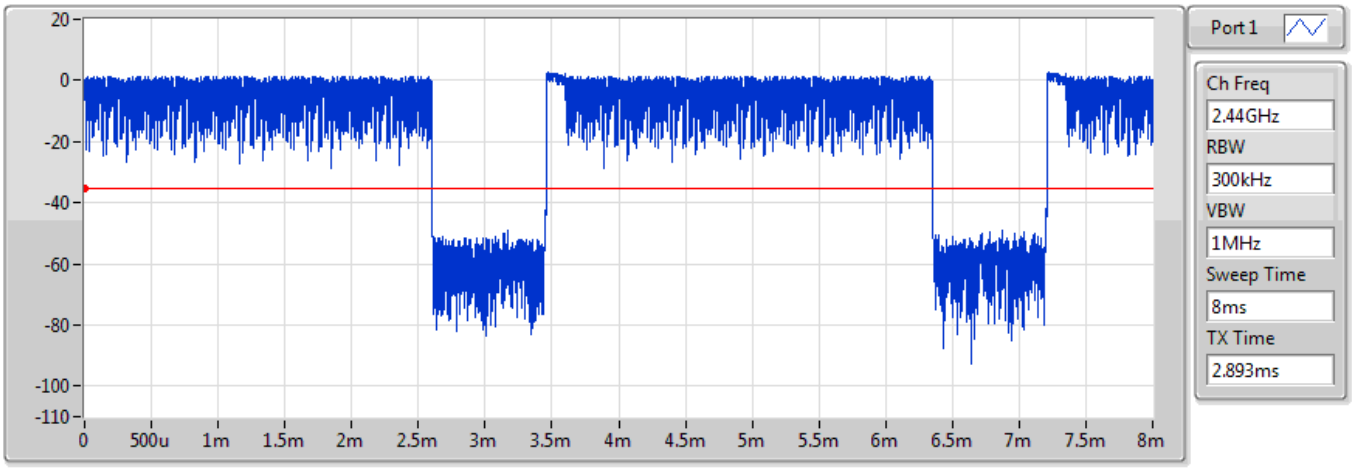

Period(s)	Dwell(s)	Limit(s)	Tx On(s)
8	154.1969m_DH5-AFH	400m	2.893m

DH5-AFH

BT-EDR(3Mbps) Dwell-FS

2440MHz

17/03/2022

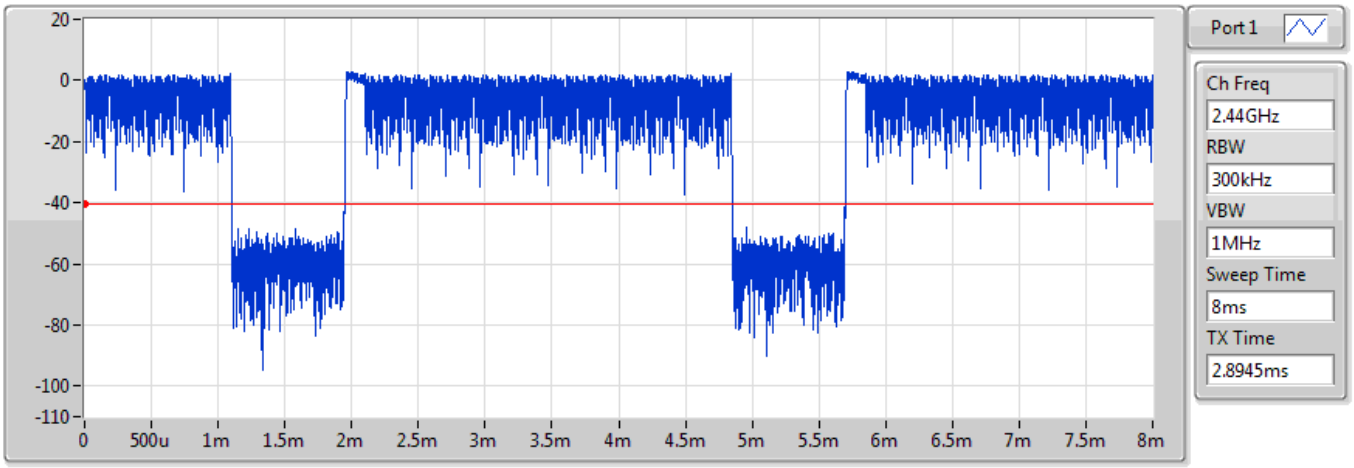

Period(s)	Dwell(s)	Limit(s)	Tx On(s)
31.6	308.5537m_DH5	400m	2.8945m

DH5

BT-EDR(3Mbps) Dwell-FS

2440MHz

17/03/2022

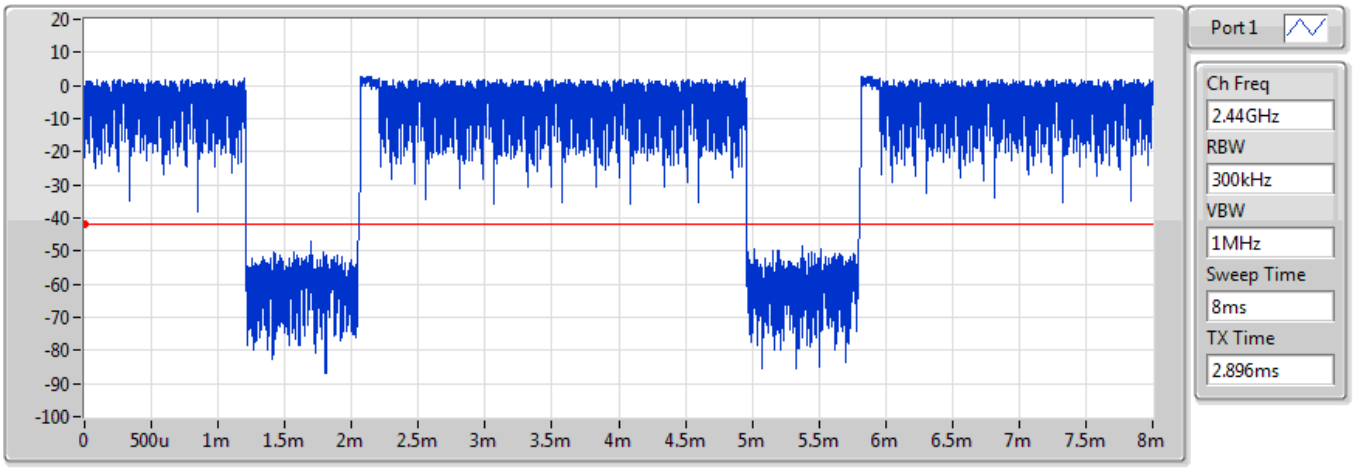

Period(s)	Dwell(s)	Limit(s)	Tx On(s)
8	154.3568m_DH5-AFH	400m	2.896m

DH5-AFH

Summary

Mode	Result	Ref (Hz)	Ref (dBm)	Limit (dBm)	Freq (Hz)	Level (dBm)	Freq (Hz)	Level (dBm)	Freq (Hz)	Level (dBm)	Freq (Hz)	Level (dBm)	Freq (Hz)	Level (dBm)	Port
2.4-2.4835GHz	-	-	-	-	-	-	-	-	-	-	-	-	-	-	-
BT-BR(1Mbps)	Pass	2.40196G	3.91	-16.09	2.13119G	-53.91	2.4G	-50.93	2.4G	-52.47	2.50057G	-52.05	23.36338G	-41.23	1
BT-EDR(2Mbps)	Pass	2.40209G	5.80	-14.20	2.09565G	-54.93	2.39983G	-50.47	2.4G	-55.86	2.50105G	-54.21	24.73848G	-41.39	1
BT-EDR(3Mbps)	Pass	2.4018G	5.59	-14.41	1.97844G	-55.07	2.4G	-48.53	2.4G	-53.87	2.50158G	-53.65	24.58944G	-41.37	1

Result

Mode	Result	Ref (Hz)	Ref (dBm)	Limit (dBm)	Freq (Hz)	Level (dBm)	Freq (Hz)	Level (dBm)	Freq (Hz)	Level (dBm)	Freq (Hz)	Level (dBm)	Freq (Hz)	Level (dBm)	Port
BT-BR(1Mbps)	-	-	-	-	-	-	-	-	-	-	-	-	-	-	-
2402MHz	Pass	2.40196G	3.91	-16.09	2.13119G	-53.91	2.4G	-50.93	2.4G	-52.47	2.50057G	-52.05	23.36338G	-41.23	1
2440MHz	Pass	2.44G	4.21	-15.79	2.10623G	-54.15	2.39596G	-52.79	2.4G	-56.10	2.50283G	-52.53	24.79753G	-41.14	1
2480MHz	Pass	2.48016G	4.49	-15.51	2.03514G	-53.61	2.39281G	-52.88	2.4G	-55.71	2.50063G	-52.50	15.21402G	-40.82	1
BT-EDR(2Mbps)	-	-	-	-	-	-	-	-	-	-	-	-	-	-	-
2402MHz	Pass	2.40209G	5.80	-14.20	2.09565G	-54.93	2.39983G	-50.47	2.4G	-55.86	2.50105G	-54.21	24.73848G	-41.39	1
2440MHz	Pass	2.43979G	5.47	-14.53	2.30979G	-54.78	2.39373G	-53.53	2.4G	-57.50	2.50289G	-53.72	24.8144G	-41.93	1
2480MHz	Pass	2.47987G	5.35	-14.65	2.13325G	-55.05	2.3908G	-54.02	2.4G	-57.00	2.50262G	-53.95	24.67661G	-40.75	1
BT-EDR(3Mbps)	-	-	-	-	-	-	-	-	-	-	-	-	-	-	-
2402MHz	Pass	2.4018G	5.59	-14.41	1.97844G	-55.07	2.4G	-48.53	2.4G	-53.87	2.50158G	-53.65	24.58944G	-41.37	1
2440MHz	Pass	2.44016G	6.03	-13.97	2.30098G	-54.98	2.39316G	-53.74	2.4G	-57.11	2.50252G	-52.78	16.82252G	-41.41	1
2480MHz	Pass	2.47999G	6.13	-13.87	1.96082G	-55.47	2.39099G	-53.87	2.4G	-55.44	2.50297G	-53.91	24.49664G	-40.99	1

BT-BR(1Mbps) **CSENdB-FS**

2402MHz

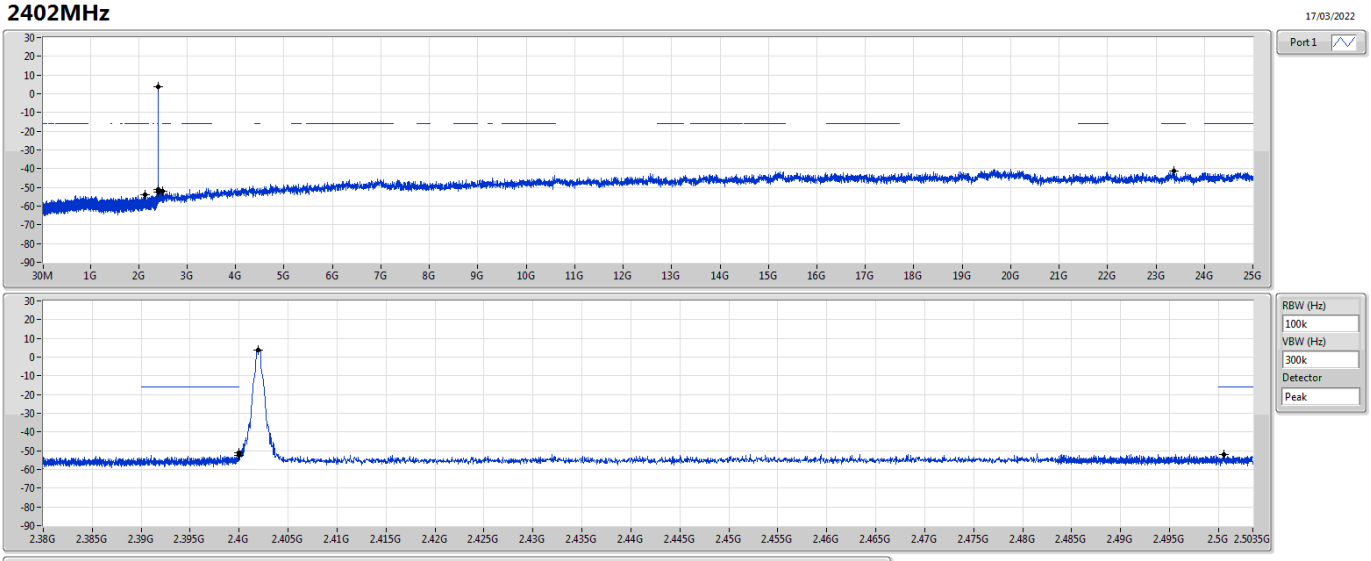

Ref(Hz)	Ref(dBm)	Limit(dBm)	Freq(Hz)	Level(dBm)	Freq(Hz)	Level(dBm)	Freq(Hz)	Level(dBm)	Freq(Hz)	Level(dBm)	Freq(Hz)	Level(dBm)	Port
2.40196G	3.91	-16.09	2.13119G	-53.91	2.4G	-50.93	2.4G	-52.47	2.50057G	-52.05	23.36338G	-41.23	1

BT-BR(1Mbps) **CSENdB-FS**

2440MHz

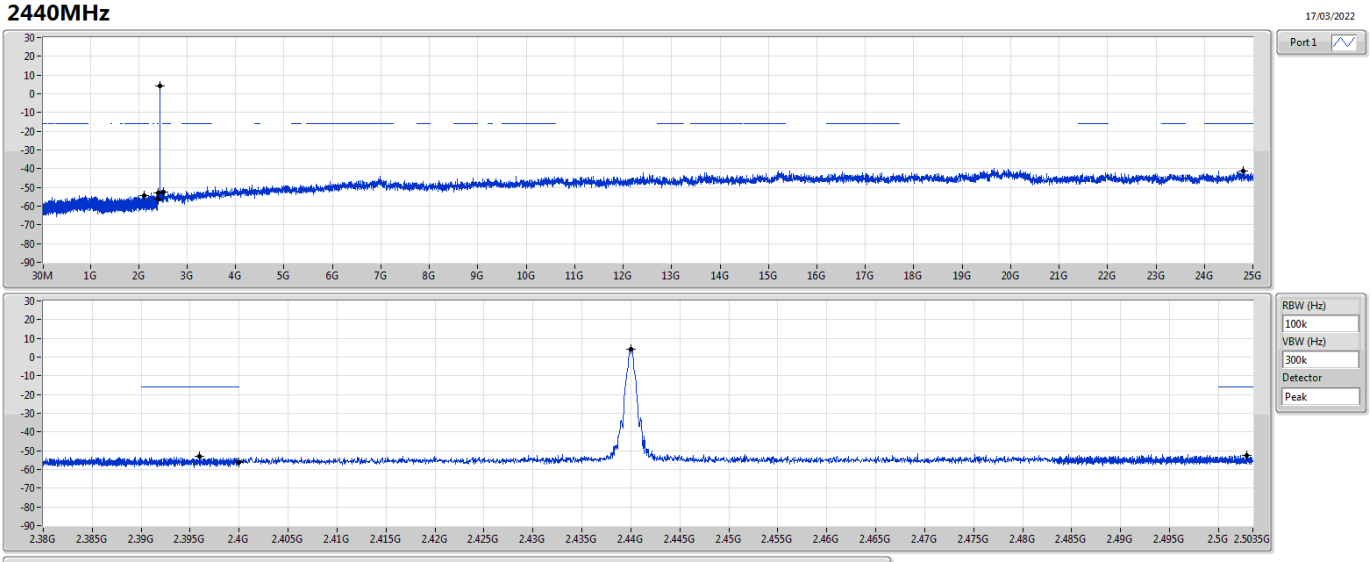

Ref(Hz)	Ref(dBm)	Limit(dBm)	Freq(Hz)	Level(dBm)	Freq(Hz)	Level(dBm)	Freq(Hz)	Level(dBm)	Freq(Hz)	Level(dBm)	Freq(Hz)	Level(dBm)	Port
2.44G	4.21	-15.79	2.10623G	-54.15	2.39596G	-52.79	2.4G	-56.10	2.50283G	-52.53	24.79753G	-41.14	1

BT-BR(1Mbps) **CSENdB-FS**

2480MHz

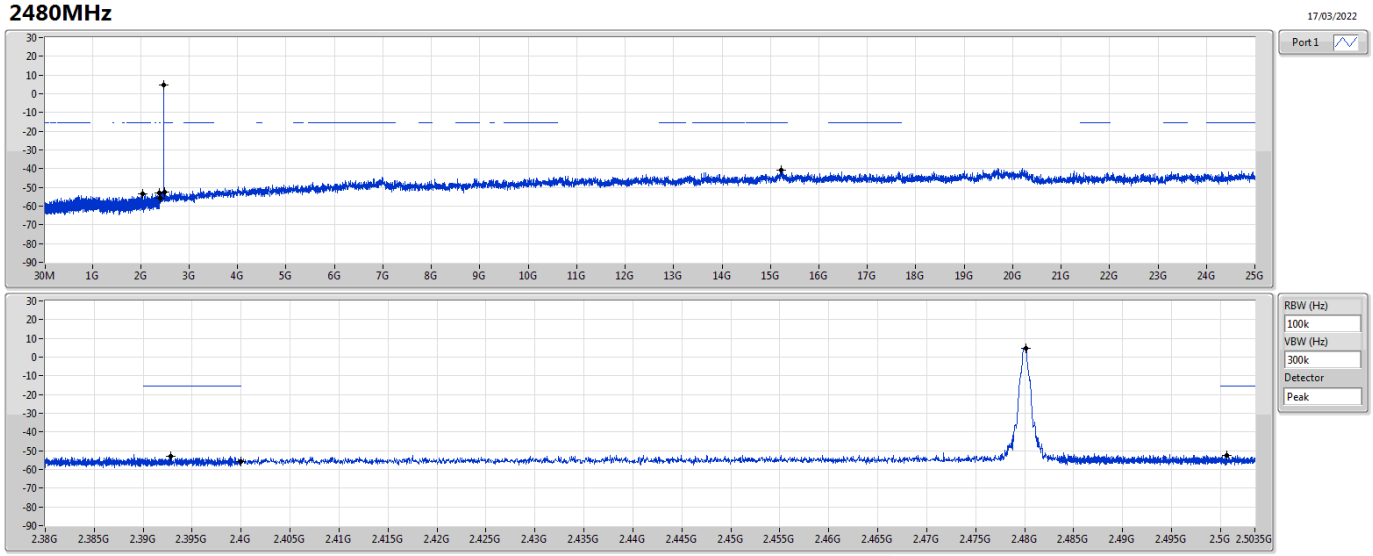

Ref(Hz)	Ref(dBm)	Limit(dBm)	Freq(Hz)	Level(dBm)	Freq(Hz)	Level(dBm)	Freq(Hz)	Level(dBm)	Freq(Hz)	Level(dBm)	Freq(Hz)	Level(dBm)	Port
2.48016G	4.49	-15.51	2.03514G	-53.61	2.39281G	-52.88	2.4G	-55.71	2.50063G	-52.50	15.21402G	-40.82	1

BT-EDR(2Mbps) **CSENdB-FS**

2402MHz

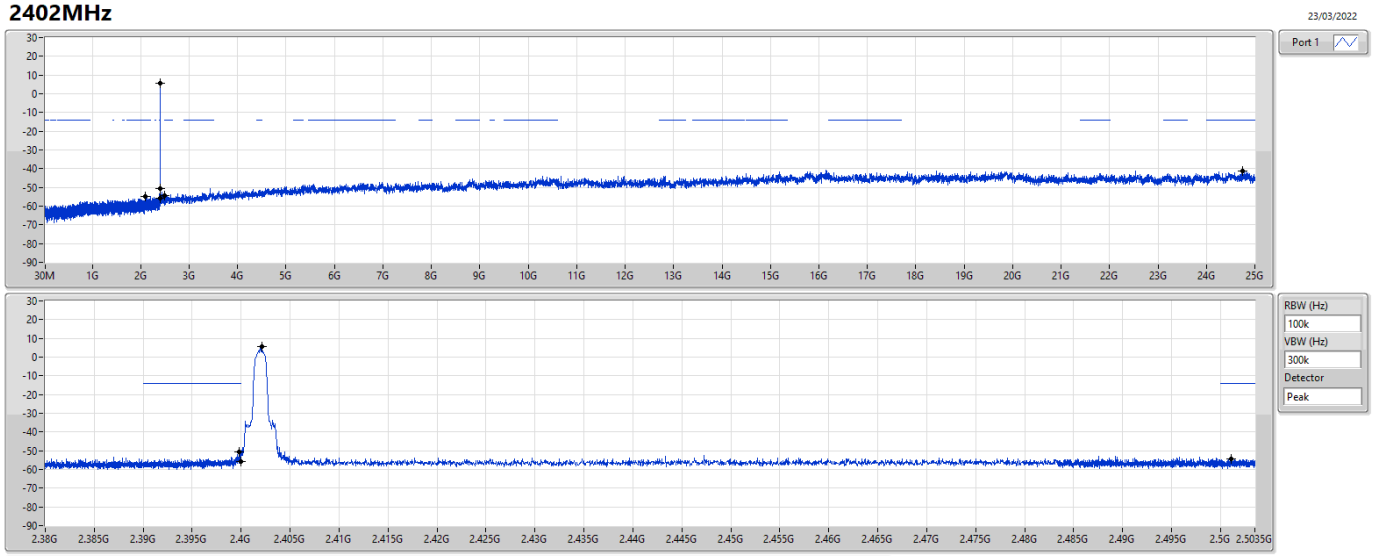

Ref(Hz)	Ref(dBm)	Limit(dBm)	Freq(Hz)	Level(dBm)	Freq(Hz)	Level(dBm)	Freq(Hz)	Level(dBm)	Freq(Hz)	Level(dBm)	Freq(Hz)	Level(dBm)	Port
2.40209G	5.80	-14.20	2.09565G	-54.93	2.39983G	-50.47	2.4G	-55.86	2.50105G	-54.21	24.73848G	-41.39	1

BT-EDR(2Mbps) **CSENdB-FS**

2440MHz

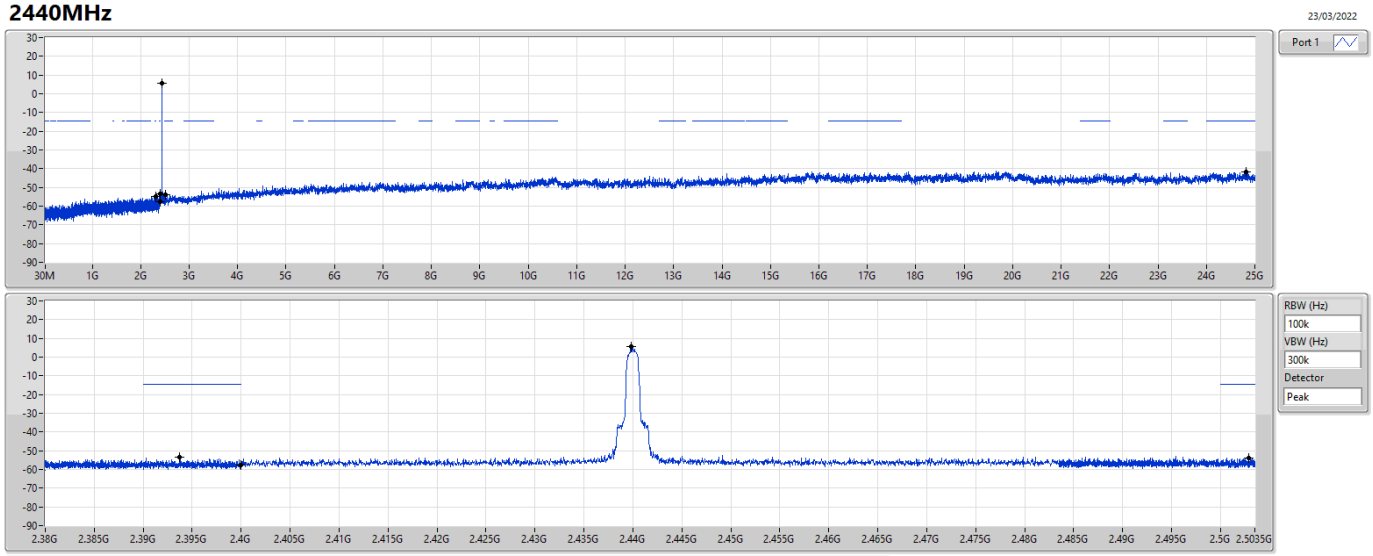

Ref(Hz)	Ref(dBm)	Limit(dBm)	Freq(Hz)	Level(dBm)	Freq(Hz)	Level(dBm)	Freq(Hz)	Level(dBm)	Freq(Hz)	Level(dBm)	Freq(Hz)	Level(dBm)	Port
2.43979G	5.47	-14.53	2.30979G	-54.78	2.39373G	-53.53	2.4G	-57.50	2.50289G	-53.72	24.8144G	-41.93	1

BT-EDR(2Mbps) **CSENdB-FS**

2480MHz

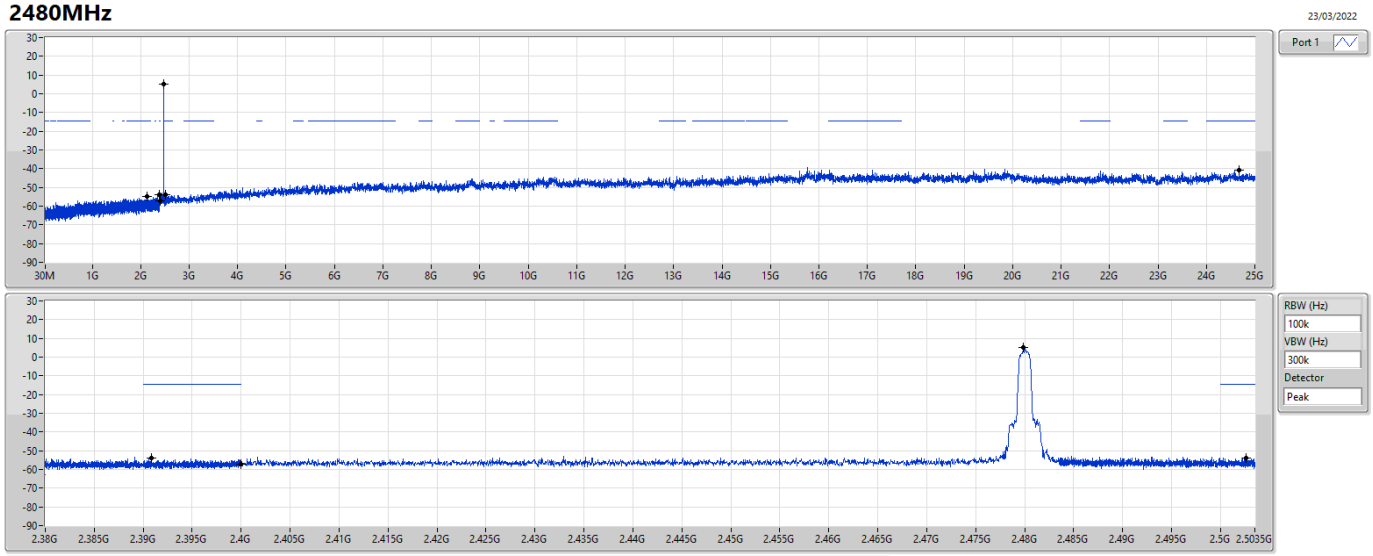

Ref(Hz)	Ref(dBm)	Limit(dBm)	Freq(Hz)	Level(dBm)	Freq(Hz)	Level(dBm)	Freq(Hz)	Level(dBm)	Freq(Hz)	Level(dBm)	Freq(Hz)	Level(dBm)	Port
2.47987G	5.35	-14.65	2.13325G	-55.05	2.3908G	-54.02	2.4G	-57.00	2.50262G	-53.95	24.67661G	-40.75	1

BT-EDR(3Mbps) **CSENdB-FS**

2402MHz

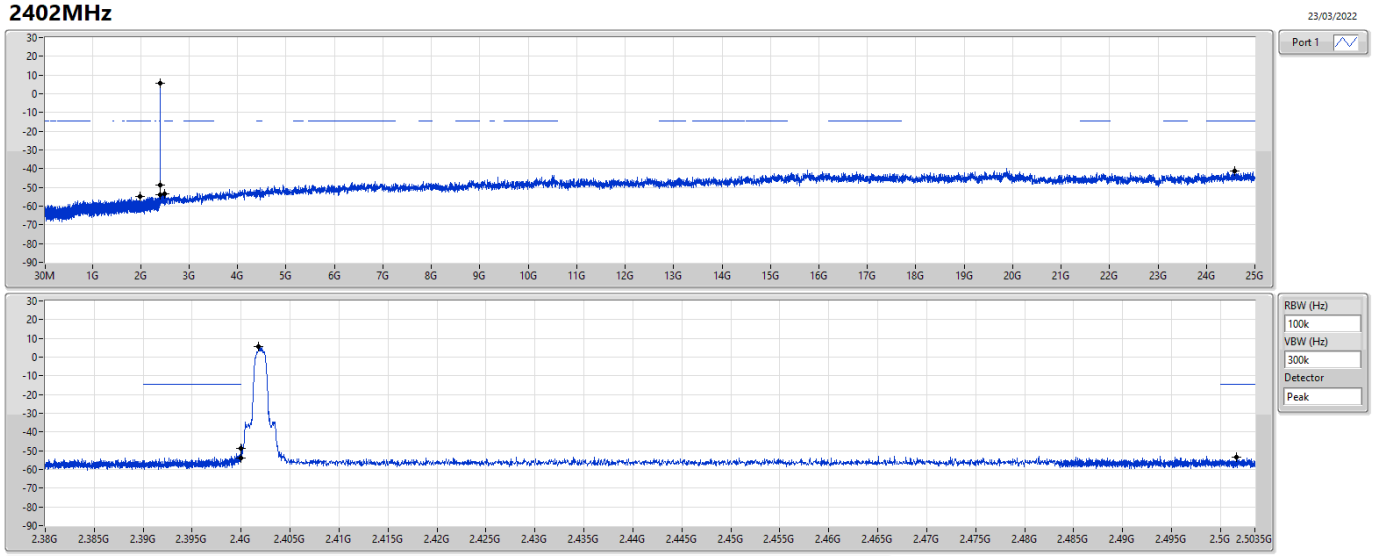

Ref(Hz)	Ref(dBm)	Limit(dBm)	Freq(Hz)	Level(dBm)	Freq(Hz)	Level(dBm)	Freq(Hz)	Level(dBm)	Freq(Hz)	Level(dBm)	Freq(Hz)	Level(dBm)	Port
2.4018G	5.59	-14.41	1.97844G	-55.07	2.4G	-48.53	2.4G	-53.87	2.50158G	-53.65	24.58944G	-41.37	1

BT-EDR(3Mbps) **CSENdB-FS**

2440MHz

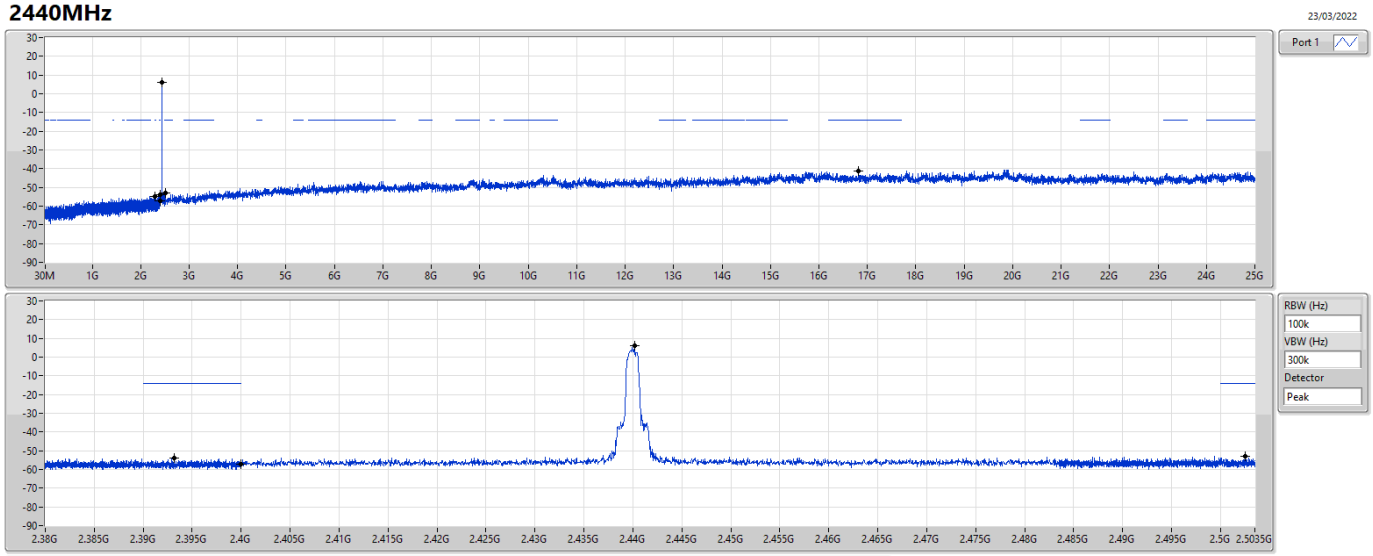

Ref(Hz)	Ref(dBm)	Limit(dBm)	Freq(Hz)	Level(dBm)	Freq(Hz)	Level(dBm)	Freq(Hz)	Level(dBm)	Freq(Hz)	Level(dBm)	Freq(Hz)	Level(dBm)	Port
2.44016G	6.03	-13.97	2.30098G	-54.98	2.39316G	-53.74	2.4G	-57.11	2.50252G	-52.78	16.82252G	-41.41	1

BT-EDR(3Mbps)

CSENdB-FS

2480MHz

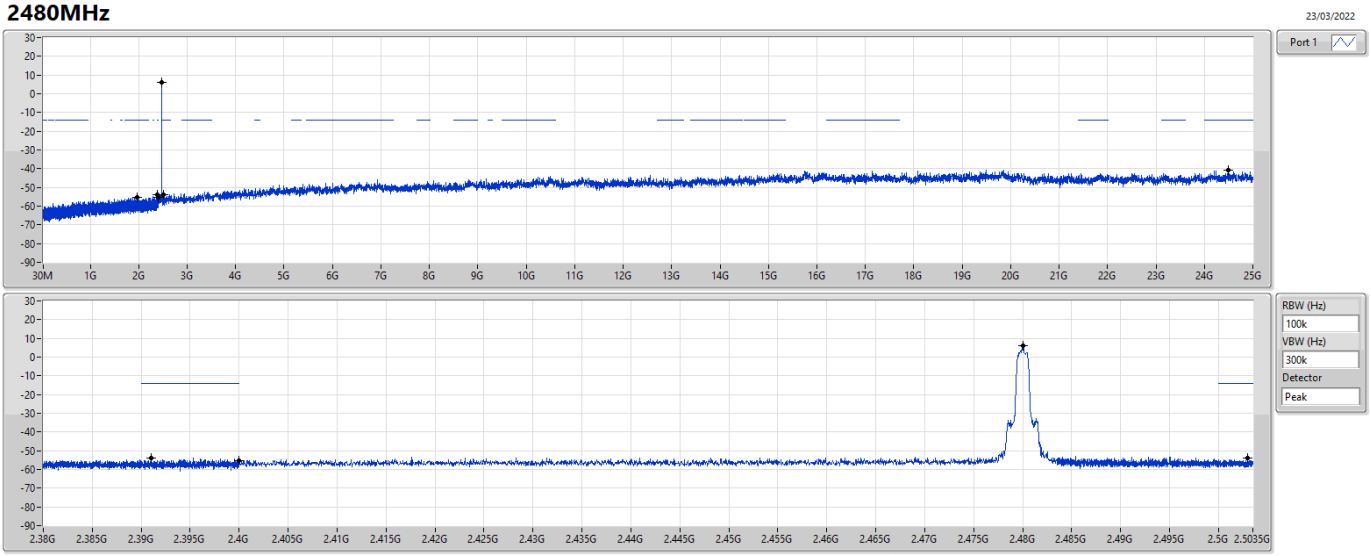

Ref(Hz)	Ref(dBm)	Limit(dBm)	Freq(Hz)	Level(dBm)	Freq(Hz)	Level(dBm)	Freq(Hz)	Level(dBm)	Freq(Hz)	Level(dBm)	Freq(Hz)	Level(dBm)	Port
2.47999G	6.13	-13.87	1.96082G	-55.47	2.39099G	-53.87	2.4G	-55.44	2.50297G	-53.91	24.49664G	-40.99	1

Summary

Mode	Result	Type	Freq (Hz)	Level (dBuV/m)	Limit (dBuV/m)	Margin (dB)	Dist (m)	Condition	Azimuth (°)	Height (m)	Comments
2.4-2.4835GHz	-	-	-	-	-	-	-	-	-	-	-
BT-BR(1Mbps)	Pass	PK	840.92M	42.88	46.00	-3.12	3	Vertical	0	1.00	-
BT-EDR(3Mbps)	Pass	PK	840.92M	39.48	46.00	-6.52	3	Horizontal	0	1.00	-
BT-LE(1Mbps)	Pass	PK	776.9M	38.27	46.00	-7.73	3	Vertical	0	1.00	-
BT-LE(2Mbps)	Pass	PK	769.14M	37.17	46.00	-8.83	3	Horizontal	360	1.00	-

Result

Mode	Result	Type	Freq (Hz)	Level (dBuV/m)	Limit (dBuV/m)	Margin (dB)	Dist (m)	Condition	Azimuth (°)	Height (m)	Comments
BT-BR(1Mbps)	-	-	-	-	-	-	-	-	-	-	-
2402MHz	Pass	PK	121.18M	24.68	43.50	-18.82	3	Vertical	360	1.00	-
2402MHz	Pass	PK	264.74M	19.58	46.00	-26.42	3	Vertical	360	1.00	-
2402MHz	Pass	PK	497.54M	23.49	46.00	-22.51	3	Vertical	360	1.00	-
2402MHz	Pass	PK	769.14M	36.72	46.00	-9.28	3	Vertical	360	1.00	-
2402MHz	Pass	PK	840.92M	39.61	46.00	-6.39	3	Vertical	360	1.00	-
2402MHz	Pass	PK	953.44M	33.47	46.00	-12.53	3	Vertical	360	1.00	-
2402MHz	Pass	PK	148.34M	28.50	43.50	-15.00	3	Horizontal	0	1.00	-
2402MHz	Pass	PK	266.68M	24.58	46.00	-21.42	3	Horizontal	0	1.00	-
2402MHz	Pass	PK	559.62M	24.35	46.00	-21.65	3	Horizontal	0	1.00	-
2402MHz	Pass	PK	771.08M	36.22	46.00	-9.78	3	Horizontal	0	1.00	-
2402MHz	Pass	PK	840.92M	39.86	46.00	-6.14	3	Horizontal	0	1.00	-
2402MHz	Pass	PK	953.44M	32.68	46.00	-13.32	3	Horizontal	0	1.00	-
2402MHz	Pass	PK	119.24M	24.95	43.50	-18.55	3	Vertical	0	1.00	-
2402MHz	Pass	PK	266.68M	19.99	46.00	-26.01	3	Vertical	0	1.00	-
2402MHz	Pass	PK	493.66M	22.92	46.00	-23.08	3	Vertical	0	1.00	-
2402MHz	Pass	PK	769.14M	36.59	46.00	-9.41	3	Vertical	0	1.00	-
2402MHz	Pass	PK	840.92M	42.62	46.00	-3.38	3	Vertical	0	1.00	-
2402MHz	Pass	PK	953.44M	33.87	46.00	-12.13	3	Vertical	0	1.00	-
2402MHz	Pass	PK	148.34M	28.89	43.50	-14.61	3	Horizontal	360	1.00	-
2402MHz	Pass	PK	268.62M	23.92	46.00	-22.08	3	Horizontal	360	1.00	-
2402MHz	Pass	PK	497.54M	28.49	46.00	-17.51	3	Horizontal	360	1.00	-
2402MHz	Pass	PK	771.08M	37.33	46.00	-8.67	3	Horizontal	360	1.00	-
2402MHz	Pass	PK	840.92M	42.33	46.00	-3.67	3	Horizontal	360	1.00	-
2402MHz	Pass	PK	957.32M	33.68	46.00	-12.32	3	Horizontal	360	1.00	-
2440MHz	Pass	PK	121.18M	24.97	43.50	-18.53	3	Vertical	360	1.00	-
2440MHz	Pass	PK	268.62M	19.67	46.00	-26.33	3	Vertical	360	1.00	-
2440MHz	Pass	PK	497.54M	26.60	46.00	-19.40	3	Vertical	360	1.00	-
2440MHz	Pass	PK	769.14M	37.05	46.00	-8.95	3	Vertical	360	1.00	-
2440MHz	Pass	PK	840.92M	39.96	46.00	-6.04	3	Vertical	360	1.00	-
2440MHz	Pass	PK	953.44M	32.68	46.00	-13.32	3	Vertical	360	1.00	-
2440MHz	Pass	PK	148.34M	29.13	43.50	-14.37	3	Horizontal	0	1.00	-
2440MHz	Pass	PK	268.62M	24.25	46.00	-21.75	3	Horizontal	0	1.00	-
2440MHz	Pass	PK	491.72M	24.85	46.00	-21.15	3	Horizontal	0	1.00	-
2440MHz	Pass	PK	771.08M	38.08	46.00	-7.92	3	Horizontal	0	1.00	-
2440MHz	Pass	PK	840.92M	39.31	46.00	-6.69	3	Horizontal	0	1.00	-
2440MHz	Pass	PK	953.44M	32.97	46.00	-13.03	3	Horizontal	0	1.00	-
2440MHz	Pass	PK	121.18M	24.99	43.50	-18.51	3	Vertical	0	1.00	-
2440MHz	Pass	PK	208.48M	24.29	43.50	-19.21	3	Vertical	0	1.00	-
2440MHz	Pass	PK	284.14M	24.17	46.00	-21.83	3	Vertical	0	1.00	-
2440MHz	Pass	PK	497.54M	23.55	46.00	-22.45	3	Vertical	0	1.00	-
2440MHz	Pass	PK	776.9M	37.59	46.00	-8.41	3	Vertical	0	1.00	-
2440MHz	Pass	PK	840.92M	42.87	46.00	-3.13	3	Vertical	0	1.00	-
2440MHz	Pass	PK	146.4M	28.15	43.50	-15.35	3	Horizontal	360	1.00	-
2440MHz	Pass	PK	268.62M	24.13	46.00	-21.87	3	Horizontal	360	1.00	-
2440MHz	Pass	PK	515M	28.52	46.00	-17.48	3	Horizontal	360	1.00	-
2440MHz	Pass	PK	776.9M	36.92	46.00	-9.08	3	Horizontal	360	1.00	-
2440MHz	Pass	PK	840.92M	42.10	46.00	-3.90	3	Horizontal	360	1.00	-
2440MHz	Pass	PK	939.86M	33.05	46.00	-12.95	3	Horizontal	360	1.00	-
2480MHz	Pass	PK	121.18M	23.94	43.50	-19.56	3	Vertical	360	1.00	-
2480MHz	Pass	PK	293.84M	25.66	46.00	-20.34	3	Vertical	360	1.00	-
2480MHz	Pass	PK	497.54M	24.69	46.00	-21.31	3	Vertical	360	1.00	-
2480MHz	Pass	PK	769.14M	37.21	46.00	-8.79	3	Vertical	360	1.00	-
2480MHz	Pass	PK	840.92M	39.30	46.00	-6.70	3	Vertical	360	1.00	-
2480MHz	Pass	PK	953.44M	34.55	46.00	-11.45	3	Vertical	360	1.00	-
2480MHz	Pass	PK	148.34M	28.36	43.50	-15.14	3	Horizontal	0	1.00	-
2480MHz	Pass	PK	266.68M	23.62	46.00	-22.38	3	Horizontal	0	1.00	-
2480MHz	Pass	PK	497.54M	25.96	46.00	-20.04	3	Horizontal	0	1.00	-
2480MHz	Pass	PK	776.9M	36.82	46.00	-9.18	3	Horizontal	0	1.00	-
2480MHz	Pass	PK	840.92M	39.63	46.00	-6.37	3	Horizontal	0	1.00	-
2480MHz	Pass	PK	953.44M	33.44	46.00	-12.56	3	Horizontal	0	1.00	-

Mode	Result	Type	Freq (Hz)	Level (dBuV/m)	Limit (dBuV/m)	Margin (dB)	Dist (m)	Condition	Azimuth (°)	Height (m)	Comments
2480MHz	Pass	PK	121.18M	24.81	43.50	-18.69	3	Vertical	0	1.00	-
2480MHz	Pass	PK	268.62M	19.96	46.00	-26.04	3	Vertical	0	1.00	-
2480MHz	Pass	PK	433.52M	21.73	46.00	-24.27	3	Vertical	0	1.00	-
2480MHz	Pass	PK	551.86M	24.80	46.00	-21.20	3	Vertical	0	1.00	-
2480MHz	Pass	PK	771.08M	36.93	46.00	-9.07	3	Vertical	0	1.00	-
2480MHz	Pass	PK	840.92M	42.88	46.00	-3.12	3	Vertical	0	1.00	-
2480MHz	Pass	PK	150.28M	28.25	43.50	-15.25	3	Horizontal	360	1.00	-
2480MHz	Pass	PK	268.62M	23.93	46.00	-22.07	3	Horizontal	360	1.00	-
2480MHz	Pass	PK	520.82M	23.98	46.00	-22.02	3	Horizontal	360	1.00	-
2480MHz	Pass	PK	769.14M	35.28	46.00	-10.72	3	Horizontal	360	1.00	-
2480MHz	Pass	PK	840.92M	42.61	46.00	-3.39	3	Horizontal	360	1.00	-
2480MHz	Pass	PK	939.86M	33.70	46.00	-12.30	3	Horizontal	360	1.00	-
BT-EDR(3Mbps)	-	-	-	-	-	-	-	-	-	-	-
2402MHz	Pass	PK	119.24M	20.15	43.50	-23.35	3	Vertical	360	1.00	-
2402MHz	Pass	PK	181.32M	19.50	43.50	-24.00	3	Vertical	360	1.00	-
2402MHz	Pass	PK	268.62M	18.80	46.00	-27.20	3	Vertical	360	1.00	-
2402MHz	Pass	PK	435.46M	21.78	46.00	-24.22	3	Vertical	360	1.00	-
2402MHz	Pass	PK	499.48M	26.09	46.00	-19.91	3	Vertical	360	1.00	-
2402MHz	Pass	PK	776.9M	37.39	46.00	-8.61	3	Vertical	360	1.00	-
2402MHz	Pass	PK	148.34M	28.02	43.50	-15.48	3	Horizontal	0	1.00	-
2402MHz	Pass	PK	268.62M	23.60	46.00	-22.40	3	Horizontal	0	1.00	-
2402MHz	Pass	PK	489.78M	25.68	46.00	-20.32	3	Horizontal	0	1.00	-
2402MHz	Pass	PK	769.14M	36.63	46.00	-9.37	3	Horizontal	0	1.00	-
2402MHz	Pass	PK	840.92M	39.48	46.00	-6.52	3	Horizontal	0	1.00	-
2402MHz	Pass	PK	934.04M	31.69	46.00	-14.31	3	Horizontal	0	1.00	-
2402MHz	Pass	PK	119.24M	23.93	43.50	-19.57	3	Vertical	0	1.00	-
2402MHz	Pass	PK	264.74M	19.30	46.00	-26.70	3	Vertical	0	1.00	-
2402MHz	Pass	PK	472.32M	21.44	46.00	-24.56	3	Vertical	0	1.00	-
2402MHz	Pass	PK	610.06M	24.43	46.00	-21.57	3	Vertical	0	1.00	-
2402MHz	Pass	PK	769.14M	36.55	46.00	-9.45	3	Vertical	0	1.00	-
2402MHz	Pass	PK	935.98M	33.34	46.00	-12.66	3	Vertical	0	1.00	-
2402MHz	Pass	PK	113.42M	20.16	43.50	-23.34	3	Horizontal	360	1.00	-
2402MHz	Pass	PK	173.56M	22.45	43.50	-21.05	3	Horizontal	360	1.00	-
2402MHz	Pass	PK	260.86M	21.75	46.00	-24.25	3	Horizontal	360	1.00	-
2402MHz	Pass	PK	580.96M	24.82	46.00	-21.18	3	Horizontal	360	1.00	-
2402MHz	Pass	PK	776.9M	36.18	46.00	-9.82	3	Horizontal	360	1.00	-
2402MHz	Pass	PK	955.38M	30.63	46.00	-15.37	3	Horizontal	360	1.00	-
2440MHz	Pass	PK	130.88M	18.62	43.50	-24.88	3	Vertical	360	1.00	-
2440MHz	Pass	PK	200.72M	18.51	43.50	-24.99	3	Vertical	360	1.00	-
2440MHz	Pass	PK	385.02M	19.51	46.00	-26.49	3	Vertical	360	1.00	-
2440MHz	Pass	PK	516.94M	23.14	46.00	-22.86	3	Vertical	360	1.00	-
2440MHz	Pass	PK	575.14M	25.88	46.00	-20.12	3	Vertical	360	1.00	-
2440MHz	Pass	PK	778.84M	36.01	46.00	-9.99	3	Vertical	360	1.00	-
2440MHz	Pass	PK	140.58M	23.16	43.50	-20.34	3	Horizontal	0	1.00	-
2440MHz	Pass	PK	185.2M	22.67	43.50	-20.83	3	Horizontal	0	1.00	-
2440MHz	Pass	PK	260.86M	21.87	46.00	-24.13	3	Horizontal	0	1.00	-
2440MHz	Pass	PK	433.52M	22.05	46.00	-23.95	3	Horizontal	0	1.00	-
2440MHz	Pass	PK	575.14M	26.63	46.00	-19.37	3	Horizontal	0	1.00	-
2440MHz	Pass	PK	776.9M	35.52	46.00	-10.48	3	Horizontal	0	1.00	-
2440MHz	Pass	PK	121.18M	19.44	43.50	-24.06	3	Vertical	0	1.00	-
2440MHz	Pass	PK	194.9M	18.53	43.50	-24.97	3	Vertical	0	1.00	-
2440MHz	Pass	PK	274.44M	20.92	46.00	-25.08	3	Vertical	0	1.00	-
2440MHz	Pass	PK	491.72M	26.23	46.00	-19.77	3	Vertical	0	1.00	-
2440MHz	Pass	PK	776.9M	36.17	46.00	-9.83	3	Vertical	0	1.00	-
2440MHz	Pass	PK	935.98M	32.99	46.00	-13.01	3	Vertical	0	1.00	-
2440MHz	Pass	PK	111.48M	20.38	43.50	-23.12	3	Horizontal	360	1.00	-
2440MHz	Pass	PK	264.74M	21.74	46.00	-24.26	3	Horizontal	360	1.00	-
2440MHz	Pass	PK	319.06M	24.50	46.00	-21.50	3	Horizontal	360	1.00	-
2440MHz	Pass	PK	491.72M	26.03	46.00	-19.97	3	Horizontal	360	1.00	-
2440MHz	Pass	PK	776.9M	37.04	46.00	-8.96	3	Horizontal	360	1.00	-
2440MHz	Pass	PK	953.44M	32.67	46.00	-13.33	3	Horizontal	360	1.00	-
2480MHz	Pass	PK	117.3M	19.09	43.50	-24.41	3	Vertical	360	1.00	-

Mode	Result	Type	Freq (Hz)	Level (dBuV/m)	Limit (dBuV/m)	Margin (dB)	Dist (m)	Condition	Azimuth (°)	Height (m)	Comments
2480MHz	Pass	PK	262.8M	18.30	46.00	-27.70	3	Vertical	360	1.00	-
2480MHz	Pass	PK	476.2M	22.43	46.00	-23.57	3	Vertical	360	1.00	-
2480MHz	Pass	PK	575.14M	28.00	46.00	-18.00	3	Vertical	360	1.00	-
2480MHz	Pass	PK	776.9M	36.73	46.00	-9.27	3	Vertical	360	1.00	-
2480MHz	Pass	PK	935.98M	32.50	46.00	-13.50	3	Vertical	360	1.00	-
2480MHz	Pass	PK	185.2M	21.19	43.50	-22.31	3	Horizontal	0	1.00	-
2480MHz	Pass	PK	264.74M	21.87	46.00	-24.13	3	Horizontal	0	1.00	-
2480MHz	Pass	PK	561.56M	24.23	46.00	-21.77	3	Horizontal	0	1.00	-
2480MHz	Pass	PK	778.84M	36.36	46.00	-9.64	3	Horizontal	0	1.00	-
2480MHz	Pass	PK	930.16M	32.63	46.00	-13.37	3	Horizontal	0	1.00	-
2480MHz	Pass	PK	957.32M	31.90	46.00	-14.10	3	Horizontal	0	1.00	-
2480MHz	Pass	PK	125.06M	19.28	43.50	-24.22	3	Vertical	0	1.00	-
2480MHz	Pass	PK	429.64M	20.37	46.00	-25.63	3	Vertical	0	1.00	-
2480MHz	Pass	PK	546.04M	24.17	46.00	-21.83	3	Vertical	0	1.00	-
2480MHz	Pass	PK	683.78M	25.74	46.00	-20.26	3	Vertical	0	1.00	-
2480MHz	Pass	PK	776.9M	36.22	46.00	-9.78	3	Vertical	0	1.00	-
2480MHz	Pass	PK	934.04M	31.33	46.00	-14.67	3	Vertical	0	1.00	-
2480MHz	Pass	PK	144.46M	20.14	43.50	-23.36	3	Horizontal	360	1.00	-
2480MHz	Pass	PK	262.8M	21.25	46.00	-24.75	3	Horizontal	360	1.00	-
2480MHz	Pass	PK	497.54M	23.99	46.00	-22.01	3	Horizontal	360	1.00	-
2480MHz	Pass	PK	712.88M	26.36	46.00	-19.64	3	Horizontal	360	1.00	-
2480MHz	Pass	PK	778.84M	36.99	46.00	-9.01	3	Horizontal	360	1.00	-
2480MHz	Pass	PK	953.44M	31.58	46.00	-14.42	3	Horizontal	360	1.00	-
BT-LE(1Mbps)	-	-	-	-	-	-	-	-	-	-	-
2402MHz	Pass	PK	117.3M	21.70	43.50	-21.80	3	Vertical	360	1.00	-
2402MHz	Pass	PK	262.8M	18.39	46.00	-27.61	3	Vertical	360	1.00	-
2402MHz	Pass	PK	435.46M	20.83	46.00	-25.17	3	Vertical	360	1.00	-
2402MHz	Pass	PK	613.94M	25.21	46.00	-20.79	3	Vertical	360	1.00	-
2402MHz	Pass	PK	776.9M	37.41	46.00	-8.59	3	Vertical	360	1.00	-
2402MHz	Pass	PK	953.44M	32.86	46.00	-13.14	3	Vertical	360	1.00	-
2402MHz	Pass	PK	154.16M	21.43	43.50	-22.07	3	Horizontal	0	1.00	-
2402MHz	Pass	PK	332.64M	25.23	46.00	-20.77	3	Horizontal	0	1.00	-
2402MHz	Pass	PK	394.72M	29.55	46.00	-16.45	3	Horizontal	0	1.00	-
2402MHz	Pass	PK	489.78M	26.92	46.00	-19.08	3	Horizontal	0	1.00	-
2402MHz	Pass	PK	769.14M	36.62	46.00	-9.38	3	Horizontal	0	1.00	-
2402MHz	Pass	PK	930.16M	32.20	46.00	-13.80	3	Horizontal	0	1.00	-
2402MHz	Pass	PK	121.18M	19.05	43.50	-24.45	3	Vertical	0	1.00	-
2402MHz	Pass	PK	260.86M	17.59	46.00	-28.41	3	Vertical	0	1.00	-
2402MHz	Pass	PK	359.8M	19.94	46.00	-26.06	3	Vertical	0	1.00	-
2402MHz	Pass	PK	559.62M	24.10	46.00	-21.90	3	Vertical	0	1.00	-
2402MHz	Pass	PK	769.14M	36.51	46.00	-9.49	3	Vertical	0	1.00	-
2402MHz	Pass	PK	953.44M	33.68	46.00	-12.32	3	Vertical	0	1.00	-
2402MHz	Pass	PK	101.78M	22.42	43.50	-21.08	3	Horizontal	360	1.00	-
2402MHz	Pass	PK	169.68M	22.69	43.50	-20.81	3	Horizontal	360	1.00	-
2402MHz	Pass	PK	297.72M	26.67	46.00	-19.33	3	Horizontal	360	1.00	-
2402MHz	Pass	PK	499.48M	25.16	46.00	-20.84	3	Horizontal	360	1.00	-
2402MHz	Pass	PK	769.14M	36.78	46.00	-9.22	3	Horizontal	360	1.00	-
2402MHz	Pass	PK	953.44M	32.91	46.00	-13.09	3	Horizontal	360	1.00	-
2440MHz	Pass	PK	130.88M	19.35	43.50	-24.15	3	Vertical	360	1.00	-
2440MHz	Pass	PK	260.86M	16.28	46.00	-29.72	3	Vertical	360	1.00	-
2440MHz	Pass	PK	499.48M	23.35	46.00	-22.65	3	Vertical	360	1.00	-
2440MHz	Pass	PK	575.14M	24.76	46.00	-21.24	3	Vertical	360	1.00	-
2440MHz	Pass	PK	769.14M	35.92	46.00	-10.08	3	Vertical	360	1.00	-
2440MHz	Pass	PK	953.44M	32.39	46.00	-13.61	3	Vertical	360	1.00	-
2440MHz	Pass	PK	142.52M	19.22	43.50	-24.28	3	Horizontal	0	1.00	-
2440MHz	Pass	PK	309.36M	20.62	46.00	-25.38	3	Horizontal	0	1.00	-
2440MHz	Pass	PK	580.96M	23.95	46.00	-22.05	3	Horizontal	0	1.00	-
2440MHz	Pass	PK	625.58M	25.66	46.00	-20.34	3	Horizontal	0	1.00	-
2440MHz	Pass	PK	769.14M	36.25	46.00	-9.75	3	Horizontal	0	1.00	-
2440MHz	Pass	PK	957.32M	32.40	46.00	-13.60	3	Horizontal	0	1.00	-
2440MHz	Pass	PK	119.24M	20.81	43.50	-22.69	3	Vertical	0	1.00	-
2440MHz	Pass	PK	274.44M	18.41	46.00	-27.59	3	Vertical	0	1.00	-

Mode	Result	Type	Freq (Hz)	Level (dBuV/m)	Limit (dBuV/m)	Margin (dB)	Dist (m)	Condition	Azimuth (°)	Height (m)	Comments
2440MHz	Pass	PK	359.8M	19.71	46.00	-26.29	3	Vertical	0	1.00	-
2440MHz	Pass	PK	497.54M	23.84	46.00	-22.16	3	Vertical	0	1.00	-
2440MHz	Pass	PK	776.9M	36.12	46.00	-9.88	3	Vertical	0	1.00	-
2440MHz	Pass	PK	957.32M	33.16	46.00	-12.84	3	Vertical	0	1.00	-
2440MHz	Pass	PK	148.34M	21.65	43.50	-21.85	3	Horizontal	360	1.00	-
2440MHz	Pass	PK	282.2M	21.73	46.00	-24.27	3	Horizontal	360	1.00	-
2440MHz	Pass	PK	499.48M	24.47	46.00	-21.53	3	Horizontal	360	1.00	-
2440MHz	Pass	PK	776.9M	37.64	46.00	-8.36	3	Horizontal	360	1.00	-
2440MHz	Pass	PK	930.16M	32.26	46.00	-13.74	3	Horizontal	360	1.00	-
2440MHz	Pass	PK	953.44M	33.93	46.00	-12.07	3	Horizontal	360	1.00	-
2480MHz	Pass	PK	119.24M	22.47	43.50	-21.03	3	Vertical	360	1.00	-
2480MHz	Pass	PK	185.2M	18.36	43.50	-25.14	3	Vertical	360	1.00	-
2480MHz	Pass	PK	264.74M	18.09	46.00	-27.91	3	Vertical	360	1.00	-
2480MHz	Pass	PK	516.94M	24.36	46.00	-21.64	3	Vertical	360	1.00	-
2480MHz	Pass	PK	778.84M	36.97	46.00	-9.03	3	Vertical	360	1.00	-
2480MHz	Pass	PK	934.04M	33.18	46.00	-12.82	3	Vertical	360	1.00	-
2480MHz	Pass	PK	152.22M	21.91	43.50	-21.59	3	Horizontal	0	1.00	-
2480MHz	Pass	PK	268.62M	21.77	46.00	-24.23	3	Horizontal	0	1.00	-
2480MHz	Pass	PK	499.48M	25.00	46.00	-21.00	3	Horizontal	0	1.00	-
2480MHz	Pass	PK	559.62M	24.56	46.00	-21.44	3	Horizontal	0	1.00	-
2480MHz	Pass	PK	776.9M	35.45	46.00	-10.55	3	Horizontal	0	1.00	-
2480MHz	Pass	PK	930.16M	32.05	46.00	-13.95	3	Horizontal	0	1.00	-
2480MHz	Pass	PK	115.36M	22.73	43.50	-20.77	3	Vertical	0	1.00	-
2480MHz	Pass	PK	185.2M	20.80	43.50	-22.70	3	Vertical	0	1.00	-
2480MHz	Pass	PK	289.96M	22.79	46.00	-23.21	3	Vertical	0	1.00	-
2480MHz	Pass	PK	619.76M	25.92	46.00	-20.08	3	Vertical	0	1.00	-
2480MHz	Pass	PK	776.9M	38.27	46.00	-7.73	3	Vertical	0	1.00	-
2480MHz	Pass	PK	939.86M	31.49	46.00	-14.51	3	Vertical	0	1.00	-
2480MHz	Pass	PK	142.52M	20.98	43.50	-22.52	3	Horizontal	360	1.00	-
2480MHz	Pass	PK	185.2M	20.25	43.50	-23.25	3	Horizontal	360	1.00	-
2480MHz	Pass	PK	288.02M	18.76	46.00	-27.24	3	Horizontal	360	1.00	-
2480MHz	Pass	PK	575.14M	27.76	46.00	-18.24	3	Horizontal	360	1.00	-
2480MHz	Pass	PK	776.9M	37.43	46.00	-8.57	3	Horizontal	360	1.00	-
2480MHz	Pass	PK	953.44M	32.18	46.00	-13.82	3	Horizontal	360	1.00	-
BT-LE(2Mbps)	-	-	-	-	-	-	-	-	-	-	-
2402MHz	Pass	PK	119.24M	21.59	43.50	-21.91	3	Vertical	360	1.00	-
2402MHz	Pass	PK	185.2M	21.92	43.50	-21.58	3	Vertical	360	1.00	-
2402MHz	Pass	PK	266.68M	19.17	46.00	-26.83	3	Vertical	360	1.00	-
2402MHz	Pass	PK	359.8M	19.65	46.00	-26.35	3	Vertical	360	1.00	-
2402MHz	Pass	PK	575.14M	25.57	46.00	-20.43	3	Vertical	360	1.00	-
2402MHz	Pass	PK	776.9M	37.05	46.00	-8.95	3	Vertical	360	1.00	-
2402MHz	Pass	PK	146.4M	27.67	43.50	-15.83	3	Horizontal	0	1.00	-
2402MHz	Pass	PK	264.74M	21.48	46.00	-24.52	3	Horizontal	0	1.00	-
2402MHz	Pass	PK	499.48M	23.86	46.00	-22.14	3	Horizontal	0	1.00	-
2402MHz	Pass	PK	776.9M	35.58	46.00	-10.42	3	Horizontal	0	1.00	-
2402MHz	Pass	PK	934.04M	32.06	46.00	-13.94	3	Horizontal	0	1.00	-
2402MHz	Pass	PK	953.44M	32.49	46.00	-13.51	3	Horizontal	0	1.00	-
2402MHz	Pass	PK	115.36M	21.60	43.50	-21.90	3	Vertical	0	1.00	-
2402MHz	Pass	PK	288.02M	17.98	46.00	-28.02	3	Vertical	0	1.00	-
2402MHz	Pass	PK	359.8M	18.71	46.00	-27.29	3	Vertical	0	1.00	-
2402MHz	Pass	PK	627.52M	25.69	46.00	-20.31	3	Vertical	0	1.00	-
2402MHz	Pass	PK	769.14M	36.03	46.00	-9.97	3	Vertical	0	1.00	-
2402MHz	Pass	PK	932.1M	31.62	46.00	-14.38	3	Vertical	0	1.00	-
2402MHz	Pass	PK	119.24M	20.90	43.50	-22.60	3	Horizontal	360	1.00	-
2402MHz	Pass	PK	264.74M	21.53	46.00	-24.47	3	Horizontal	360	1.00	-
2402MHz	Pass	PK	497.54M	29.12	46.00	-16.88	3	Horizontal	360	1.00	-
2402MHz	Pass	PK	769.14M	37.17	46.00	-8.83	3	Horizontal	360	1.00	-
2402MHz	Pass	PK	930.16M	32.54	46.00	-13.46	3	Horizontal	360	1.00	-
2402MHz	Pass	PK	953.44M	32.67	46.00	-13.33	3	Horizontal	360	1.00	-
2440MHz	Pass	PK	109.54M	19.02	43.50	-24.48	3	Vertical	360	1.00	-
2440MHz	Pass	PK	264.74M	19.05	46.00	-26.95	3	Vertical	360	1.00	-
2440MHz	Pass	PK	439.34M	20.53	46.00	-25.47	3	Vertical	360	1.00	-

Mode	Result	Type	Freq (Hz)	Level (dBuV/m)	Limit (dBuV/m)	Margin (dB)	Dist (m)	Condition	Azimuth (°)	Height (m)	Comments
2440MHz	Pass	PK	582.9M	24.29	46.00	-21.71	3	Vertical	360	1.00	-
2440MHz	Pass	PK	771.08M	36.71	46.00	-9.29	3	Vertical	360	1.00	-
2440MHz	Pass	PK	953.44M	33.67	46.00	-12.33	3	Vertical	360	1.00	-
2440MHz	Pass	PK	142.52M	25.26	43.50	-18.24	3	Horizontal	0	1.00	-
2440MHz	Pass	PK	189.08M	26.70	43.50	-16.80	3	Horizontal	0	1.00	-
2440MHz	Pass	PK	311.3M	21.92	46.00	-24.08	3	Horizontal	0	1.00	-
2440MHz	Pass	PK	491.72M	27.09	46.00	-18.91	3	Horizontal	0	1.00	-
2440MHz	Pass	PK	575.14M	26.96	46.00	-19.04	3	Horizontal	0	1.00	-
2440MHz	Pass	PK	769.14M	36.36	46.00	-9.64	3	Horizontal	0	1.00	-
2440MHz	Pass	PK	128.94M	20.09	43.50	-23.41	3	Vertical	0	1.00	-
2440MHz	Pass	PK	185.2M	20.68	43.50	-22.82	3	Vertical	0	1.00	-
2440MHz	Pass	PK	435.46M	21.21	46.00	-24.79	3	Vertical	0	1.00	-
2440MHz	Pass	PK	557.68M	24.12	46.00	-21.88	3	Vertical	0	1.00	-
2440MHz	Pass	PK	769.14M	35.70	46.00	-10.30	3	Vertical	0	1.00	-
2440MHz	Pass	PK	953.44M	33.85	46.00	-12.15	3	Vertical	0	1.00	-
2440MHz	Pass	PK	101.78M	26.07	43.50	-17.43	3	Horizontal	360	1.00	-
2440MHz	Pass	PK	288.02M	20.89	46.00	-25.11	3	Horizontal	360	1.00	-
2440MHz	Pass	PK	563.5M	23.99	46.00	-22.01	3	Horizontal	360	1.00	-
2440MHz	Pass	PK	776.9M	36.62	46.00	-9.38	3	Horizontal	360	1.00	-
2440MHz	Pass	PK	930.16M	31.85	46.00	-14.15	3	Horizontal	360	1.00	-
2440MHz	Pass	PK	953.44M	32.56	46.00	-13.44	3	Horizontal	360	1.00	-
2480MHz	Pass	PK	130.88M	18.69	43.50	-24.81	3	Vertical	360	1.00	-
2480MHz	Pass	PK	359.8M	19.57	46.00	-26.43	3	Vertical	360	1.00	-
2480MHz	Pass	PK	474.26M	21.46	46.00	-24.54	3	Vertical	360	1.00	-
2480MHz	Pass	PK	579.02M	24.66	46.00	-21.34	3	Vertical	360	1.00	-
2480MHz	Pass	PK	776.9M	35.69	46.00	-10.31	3	Vertical	360	1.00	-
2480MHz	Pass	PK	935.98M	32.98	46.00	-13.02	3	Vertical	360	1.00	-
2480MHz	Pass	PK	55.22M	23.40	40.00	-16.60	3	Horizontal	0	1.00	-
2480MHz	Pass	PK	142.52M	20.15	43.50	-23.35	3	Horizontal	0	1.00	-
2480MHz	Pass	PK	284.14M	21.59	46.00	-24.41	3	Horizontal	0	1.00	-
2480MHz	Pass	PK	493.66M	27.39	46.00	-18.61	3	Horizontal	0	1.00	-
2480MHz	Pass	PK	776.9M	35.46	46.00	-10.54	3	Horizontal	0	1.00	-
2480MHz	Pass	PK	930.16M	31.50	46.00	-14.50	3	Horizontal	0	1.00	-
2480MHz	Pass	PK	121.18M	19.76	43.50	-23.74	3	Vertical	0	1.00	-
2480MHz	Pass	PK	177.44M	17.16	43.50	-26.34	3	Vertical	0	1.00	-
2480MHz	Pass	PK	359.8M	18.63	46.00	-27.37	3	Vertical	0	1.00	-
2480MHz	Pass	PK	499.48M	23.03	46.00	-22.97	3	Vertical	0	1.00	-
2480MHz	Pass	PK	776.9M	36.86	46.00	-9.14	3	Vertical	0	1.00	-
2480MHz	Pass	PK	953.44M	32.16	46.00	-13.84	3	Vertical	0	1.00	-
2480MHz	Pass	PK	142.52M	19.40	43.50	-24.10	3	Horizontal	360	1.00	-
2480MHz	Pass	PK	286.08M	26.78	46.00	-19.22	3	Horizontal	360	1.00	-
2480MHz	Pass	PK	513.06M	24.43	46.00	-21.57	3	Horizontal	360	1.00	-
2480MHz	Pass	PK	769.14M	35.30	46.00	-10.70	3	Horizontal	360	1.00	-
2480MHz	Pass	PK	930.16M	32.18	46.00	-13.82	3	Horizontal	360	1.00	-
2480MHz	Pass	PK	953.44M	32.80	46.00	-13.20	3	Horizontal	360	1.00	-

BT-BR(1Mbps)

2402MHz_Adapter

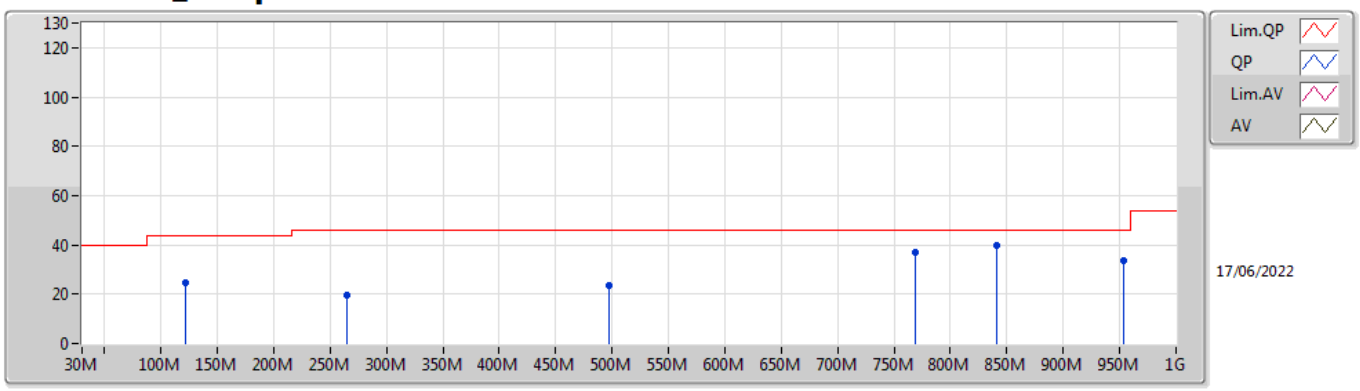

Type	Freq	Level	Limit	Margin	Factor	Dist	Condition	Azimuth	Height	Comment	Raw	AF	CL	PA
	(Hz)	(dBuV/m)	(dBuV/m)	(dB)	(dB)	(m)		(°)	(m)		(dBuV)	(dB)	(dB)	(dB)
PK	121.18M	24.68	43.50	-18.82	-18.74	3	Vertical	360	1.00	-	43.42	16.74	1.13	36.61
PK	264.74M	19.58	46.00	-26.42	-15.67	3	Vertical	360	1.00	-	35.25	19.21	1.58	36.46
PK	497.54M	23.49	46.00	-22.51	-11.54	3	Vertical	360	1.00	-	35.03	23.09	2.33	36.96
PK	769.14M	36.72	46.00	-9.28	-7.06	3	Vertical	360	1.00	-	43.78	27.30	3.09	37.45
PK	840.92M	39.61	46.00	-6.39	-6.02	3	Vertical	360	1.00	-	45.63	28.39	3.18	37.59
PK	953.44M	33.47	46.00	-12.53	-3.90	3	Vertical	360	1.00	-	37.37	30.07	3.37	37.34

BT-BR(1Mbps)

2402MHz_Adapter

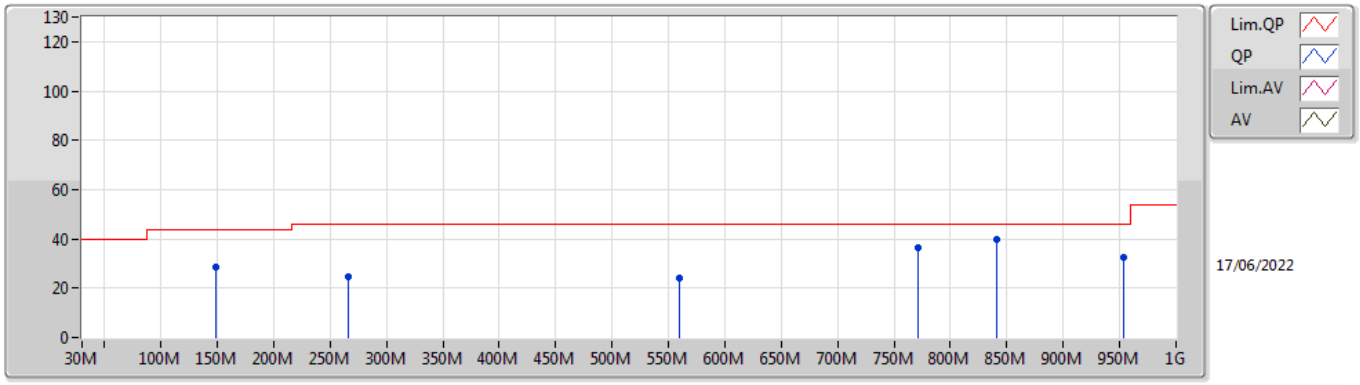

Type	Freq	Level	Limit	Margin	Factor	Dist	Condition	Azimuth	Height	Comment	Raw	AF	CL	PA
	(Hz)	(dBuV/m)	(dBuV/m)	(dB)	(dB)	(m)		(°)	(m)		(dBuV)	(dB)	(dB)	(dB)
PK	148.34M	28.50	43.50	-15.00	-18.72	3	Horizontal	0	1.00	-	47.22	16.37	1.34	36.43
PK	266.68M	24.58	46.00	-21.42	-15.98	3	Horizontal	0	1.00	-	40.56	18.89	1.59	36.46
PK	559.62M	24.35	46.00	-21.65	-9.17	3	Horizontal	0	1.00	-	33.52	25.39	2.56	37.12
PK	771.08M	36.22	46.00	-9.78	-7.06	3	Horizontal	0	1.00	-	43.28	27.29	3.10	37.45
PK	840.92M	39.86	46.00	-6.14	-6.02	3	Horizontal	0	1.00	-	45.88	28.39	3.18	37.59
PK	953.44M	32.68	46.00	-13.32	-3.90	3	Horizontal	0	1.00	-	36.58	30.07	3.37	37.34

BT-BR(1Mbps)

2402MHz_USB

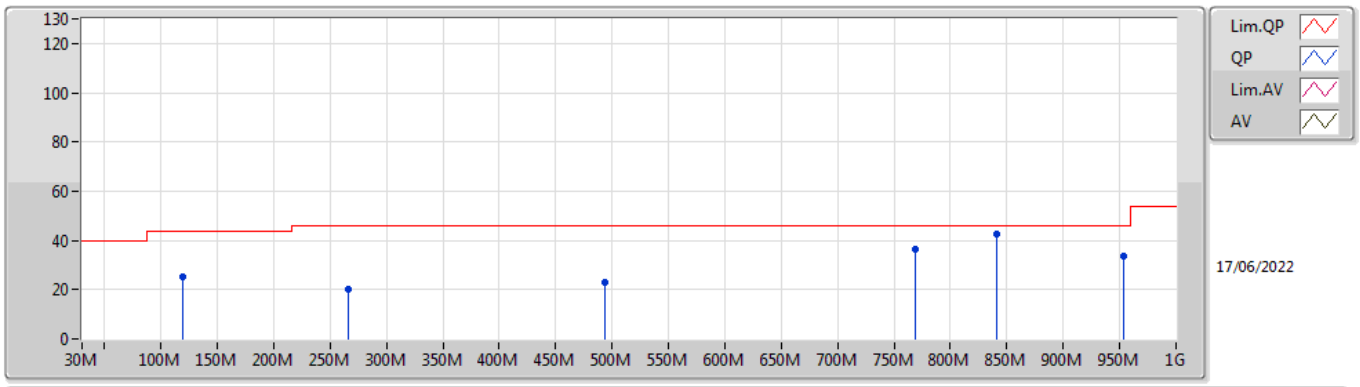

Type	Freq	Level	Limit	Margin	Factor	Dist	Condition	Azimuth	Height	Comment	Raw	AF	CL	PA
	(Hz)	(dBuV/m)	(dBuV/m)	(dB)	(dB)	(m)		(°)	(m)		(dBuV)	(dB)	(dB)	(dB)
PK	119.24M	24.95	43.50	-18.55	-18.82	3	Vertical	0	1.00	-	43.77	16.69	1.11	36.62
PK	266.68M	19.99	46.00	-26.01	-15.98	3	Vertical	0	1.00	-	35.97	18.89	1.59	36.46
PK	493.66M	22.92	46.00	-23.08	-11.58	3	Vertical	0	1.00	-	34.50	23.04	2.32	36.94
PK	769.14M	36.59	46.00	-9.41	-7.06	3	Vertical	0	1.00	-	43.65	27.30	3.09	37.45
PK	840.92M	42.62	46.00	-3.38	-6.02	3	Vertical	0	1.00	-	48.64	28.39	3.18	37.59
PK	953.44M	33.87	46.00	-12.13	-3.90	3	Vertical	0	1.00	-	37.77	30.07	3.37	37.34

BT-BR(1Mbps)

2402MHz_USB

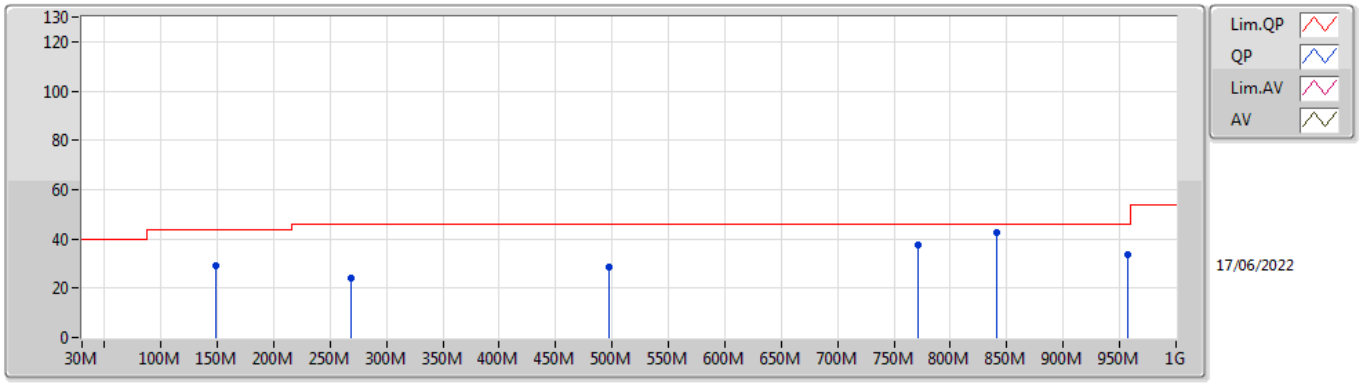

Type	Freq	Level	Limit	Margin	Factor	Dist	Condition	Azimuth	Height	Comment	Raw	AF	CL	PA
	(Hz)	(dBuV/m)	(dBuV/m)	(dB)	(dB)	(m)		(°)	(m)		(dBuV)	(dB)	(dB)	(dB)
PK	148.34M	28.89	43.50	-14.61	-18.72	3	Horizontal	360	1.00	-	47.61	16.37	1.34	36.43
PK	268.62M	23.92	46.00	-22.08	-16.32	3	Horizontal	360	1.00	-	40.24	18.53	1.60	36.45
PK	497.54M	28.49	46.00	-17.51	-11.54	3	Horizontal	360	1.00	-	40.03	23.09	2.33	36.96
PK	771.08M	37.33	46.00	-8.67	-7.06	3	Horizontal	360	1.00	-	44.39	27.29	3.10	37.45
PK	840.92M	42.33	46.00	-3.67	-6.02	3	Horizontal	360	1.00	-	48.35	28.39	3.18	37.59
PK	957.32M	33.68	46.00	-12.32	-3.80	3	Horizontal	360	1.00	-	37.48	30.14	3.38	37.32

BT-BR(1Mbps)

2440MHz_Adapter

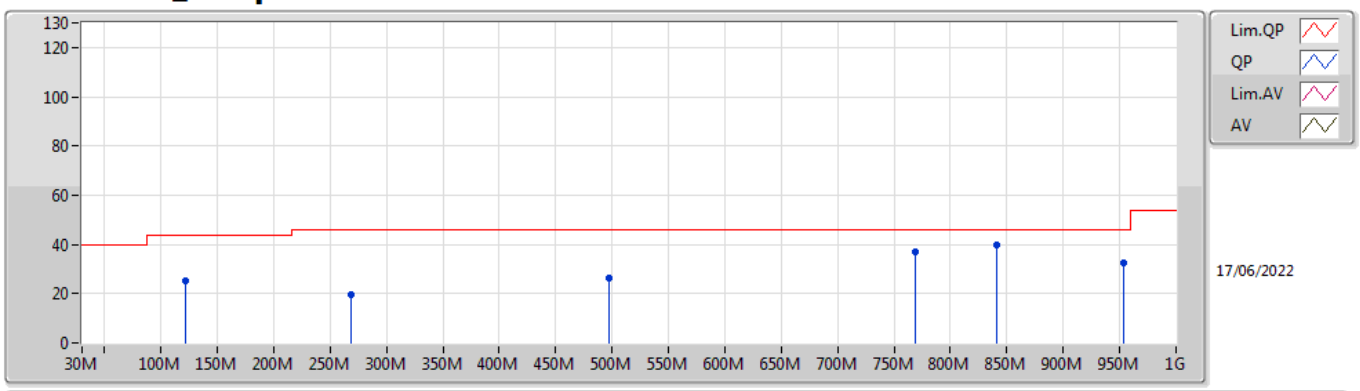

Type	Freq	Level	Limit	Margin	Factor	Dist	Condition	Azimuth	Height	Comment	Raw	AF	CL	PA
	(Hz)	(dBuV/m)	(dBuV/m)	(dB)	(dB)	(m)		(°)	(m)		(dBuV)	(dB)	(dB)	(dB)
PK	121.18M	24.97	43.50	-18.53	-18.74	3	Vertical	360	1.00	-	43.71	16.74	1.13	36.61
PK	268.62M	19.67	46.00	-26.33	-16.32	3	Vertical	360	1.00	-	35.99	18.53	1.60	36.45
PK	497.54M	26.60	46.00	-19.40	-11.54	3	Vertical	360	1.00	-	38.14	23.09	2.33	36.96
PK	769.14M	37.05	46.00	-8.95	-7.06	3	Vertical	360	1.00	-	44.11	27.30	3.09	37.45
PK	840.92M	39.96	46.00	-6.04	-6.02	3	Vertical	360	1.00	-	45.98	28.39	3.18	37.59
PK	953.44M	32.68	46.00	-13.32	-3.90	3	Vertical	360	1.00	-	36.58	30.07	3.37	37.34

BT-BR(1Mbps)

2440MHz_Adapter

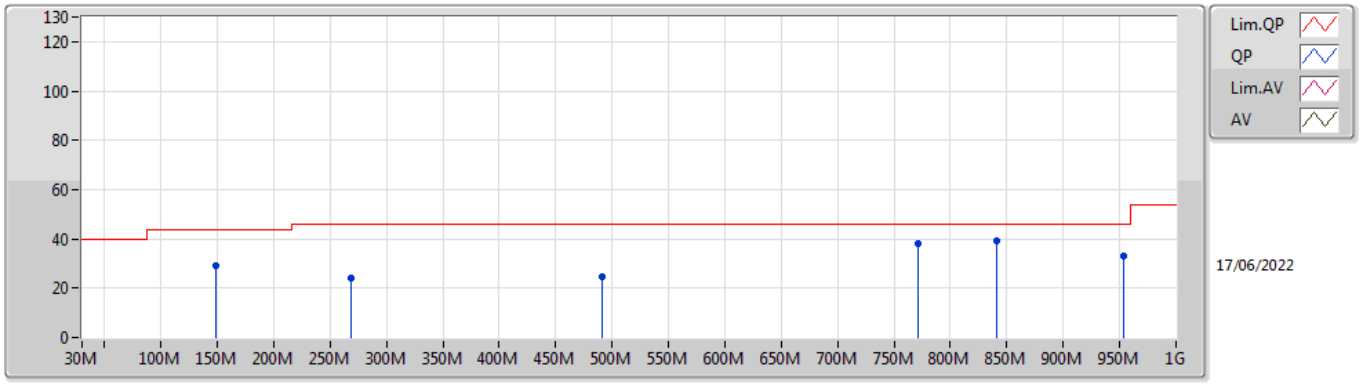

Type	Freq	Level	Limit	Margin	Factor	Dist	Condition	Azimuth	Height	Comment	Raw	AF	CL	PA
	(Hz)	(dBuV/m)	(dBuV/m)	(dB)	(dB)	(m)		(°)	(m)		(dBuV)	(dB)	(dB)	(dB)
PK	148.34M	29.13	43.50	-14.37	-18.72	3	Horizontal	0	1.00	-	47.85	16.37	1.34	36.43
PK	268.62M	24.25	46.00	-21.75	-16.32	3	Horizontal	0	1.00	-	40.57	18.53	1.60	36.45
PK	491.72M	24.85	46.00	-21.15	-11.60	3	Horizontal	0	1.00	-	36.45	23.02	2.31	36.93
PK	771.08M	38.08	46.00	-7.92	-7.06	3	Horizontal	0	1.00	-	45.14	27.29	3.10	37.45
PK	840.92M	39.31	46.00	-6.69	-6.02	3	Horizontal	0	1.00	-	45.33	28.39	3.18	37.59
PK	953.44M	32.97	46.00	-13.03	-3.90	3	Horizontal	0	1.00	-	36.87	30.07	3.37	37.34

BT-BR(1Mbps)

2440MHz_USB

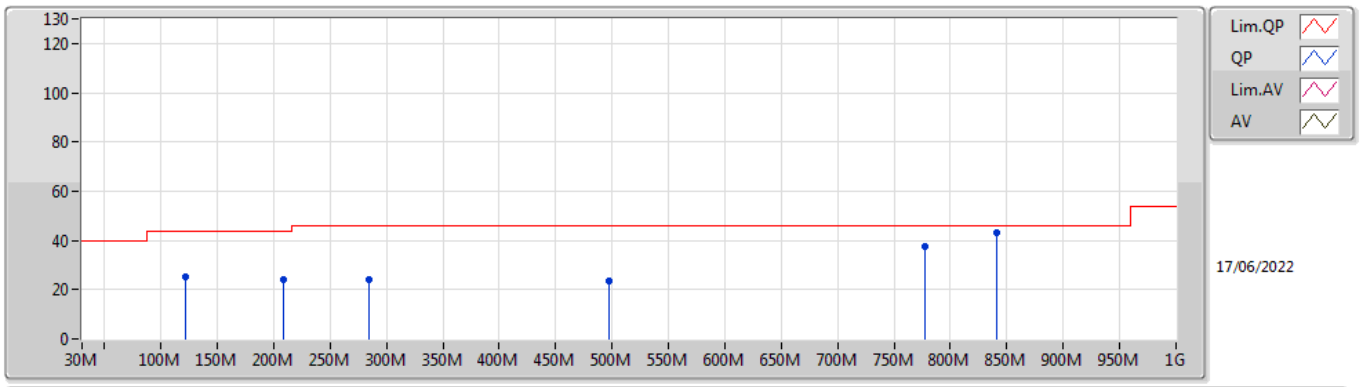

Type	Freq	Level	Limit	Margin	Factor	Dist	Condition	Azimuth	Height	Comment	Raw	AF	CL	PA
	(Hz)	(dBuV/m)	(dBuV/m)	(dB)	(dB)	(m)		(°)	(m)		(dBuV)	(dB)	(dB)	(dB)
PK	121.18M	24.99	43.50	-18.51	-18.74	3	Vertical	0	1.00	-	43.73	16.74	1.13	36.61
PK	208.48M	24.29	43.50	-19.21	-20.66	3	Vertical	0	1.00	-	44.95	14.24	1.41	36.31
PK	284.14M	24.17	46.00	-21.83	-16.70	3	Vertical	0	1.00	-	40.87	18.08	1.65	36.43
PK	497.54M	23.55	46.00	-22.45	-11.54	3	Vertical	0	1.00	-	35.09	23.09	2.33	36.96
PK	776.9M	37.59	46.00	-8.41	-7.11	3	Vertical	0	1.00	-	44.70	27.25	3.10	37.46
PK	840.92M	42.87	46.00	-3.13	-6.02	3	Vertical	0	1.00	-	48.89	28.39	3.18	37.59

BT-BR(1Mbps)

2440MHz_USB

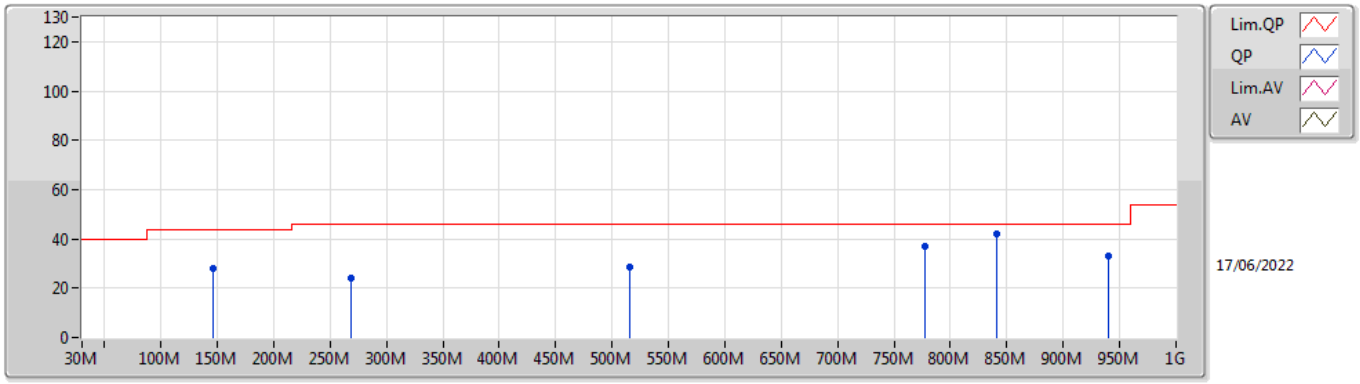

Type	Freq	Level	Limit	Margin	Factor	Dist	Condition	Azimuth	Height	Comment	Raw	AF	CL	PA
	(Hz)	(dBuV/m)	(dBuV/m)	(dB)	(dB)	(m)		(°)	(m)		(dBuV)	(dB)	(dB)	(dB)
PK	146.4M	28.15	43.50	-15.35	-18.68	3	Horizontal	360	1.00	-	46.83	16.43	1.33	36.44
PK	268.62M	24.13	46.00	-21.87	-16.32	3	Horizontal	360	1.00	-	40.45	18.53	1.60	36.45
PK	515M	28.52	46.00	-17.48	-11.48	3	Horizontal	360	1.00	-	40.00	23.14	2.40	37.02
PK	776.9M	36.92	46.00	-9.08	-7.11	3	Horizontal	360	1.00	-	44.03	27.25	3.10	37.46
PK	840.92M	42.10	46.00	-3.90	-6.02	3	Horizontal	360	1.00	-	48.12	28.39	3.18	37.59
PK	939.86M	33.05	46.00	-12.95	-4.50	3	Horizontal	360	1.00	-	37.55	29.55	3.35	37.40

BT-BR(1Mbps)

2480MHz_Adapter

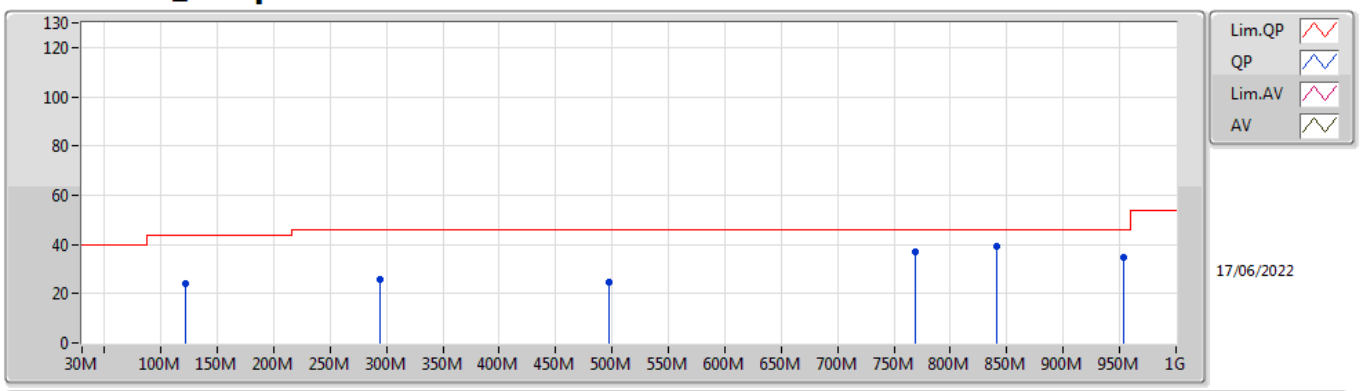

Type	Freq	Level	Limit	Margin	Factor	Dist	Condition	Azimuth	Height	Comment	Raw	AF	CL	PA
	(Hz)	(dBuV/m)	(dBuV/m)	(dB)	(dB)	(m)		(°)	(m)		(dBuV)	(dB)	(dB)	(dB)
PK	121.18M	23.94	43.50	-19.56	-18.74	3	Vertical	360	1.00	-	42.68	16.74	1.13	36.61
PK	293.84M	25.66	46.00	-20.34	-16.37	3	Vertical	360	1.00	-	42.03	18.36	1.69	36.42
PK	497.54M	24.69	46.00	-21.31	-11.54	3	Vertical	360	1.00	-	36.23	23.09	2.33	36.96
PK	769.14M	37.21	46.00	-8.79	-7.06	3	Vertical	360	1.00	-	44.27	27.30	3.09	37.45
PK	840.92M	39.30	46.00	-6.70	-6.02	3	Vertical	360	1.00	-	45.32	28.39	3.18	37.59
PK	953.44M	34.55	46.00	-11.45	-3.90	3	Vertical	360	1.00	-	38.45	30.07	3.37	37.34

BT-BR(1Mbps)

2480MHz_Adapter

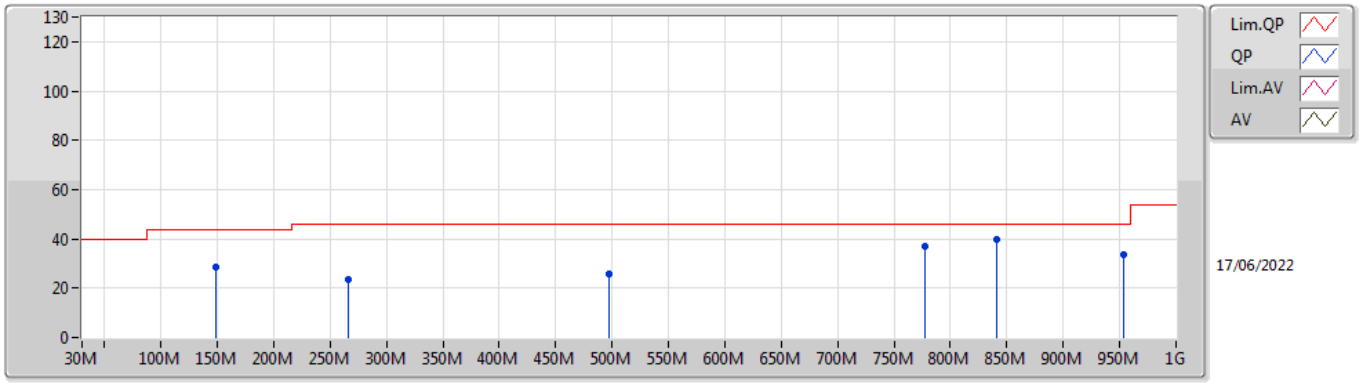

Type	Freq	Level	Limit	Margin	Factor	Dist	Condition	Azimuth	Height	Comment	Raw	AF	CL	PA
	(Hz)	(dBuV/m)	(dBuV/m)	(dB)	(dB)	(m)		(°)	(m)		(dBuV)	(dB)	(dB)	(dB)
PK	148.34M	28.36	43.50	-15.14	-18.72	3	Horizontal	0	1.00	-	47.08	16.37	1.34	36.43
PK	266.68M	23.62	46.00	-22.38	-15.98	3	Horizontal	0	1.00	-	39.60	18.89	1.59	36.46
PK	497.54M	25.96	46.00	-20.04	-11.54	3	Horizontal	0	1.00	-	37.50	23.09	2.33	36.96
PK	776.9M	36.82	46.00	-9.18	-7.11	3	Horizontal	0	1.00	-	43.93	27.25	3.10	37.46
PK	840.92M	39.63	46.00	-6.37	-6.02	3	Horizontal	0	1.00	-	45.65	28.39	3.18	37.59
PK	953.44M	33.44	46.00	-12.56	-3.90	3	Horizontal	0	1.00	-	37.34	30.07	3.37	37.34

BT-BR(1Mbps)

2480MHz_USB

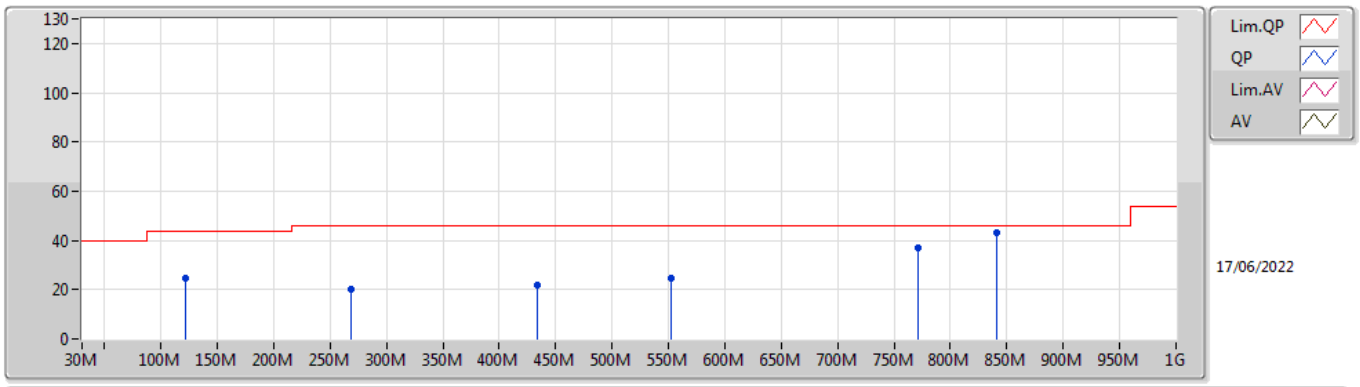

Type	Freq	Level	Limit	Margin	Factor	Dist	Condition	Azimuth	Height	Comment	Raw	AF	CL	PA
	(Hz)	(dBuV/m)	(dBuV/m)	(dB)	(dB)	(m)		(°)	(m)		(dBuV)	(dB)	(dB)	(dB)
PK	121.18M	24.81	43.50	-18.69	-18.74	3	Vertical	0	1.00	-	43.55	16.74	1.13	36.61
PK	268.62M	19.96	46.00	-26.04	-16.32	3	Vertical	0	1.00	-	36.28	18.53	1.60	36.45
PK	433.52M	21.73	46.00	-24.27	-12.36	3	Vertical	0	1.00	-	34.09	22.12	2.12	36.60
PK	551.86M	24.80	46.00	-21.20	-9.91	3	Vertical	0	1.00	-	34.71	24.69	2.53	37.13
PK	771.08M	36.93	46.00	-9.07	-7.06	3	Vertical	0	1.00	-	43.99	27.29	3.10	37.45
PK	840.92M	42.88	46.00	-3.12	-6.02	3	Vertical	0	1.00	-	48.90	28.39	3.18	37.59

BT-BR(1Mbps)

2480MHz_USB

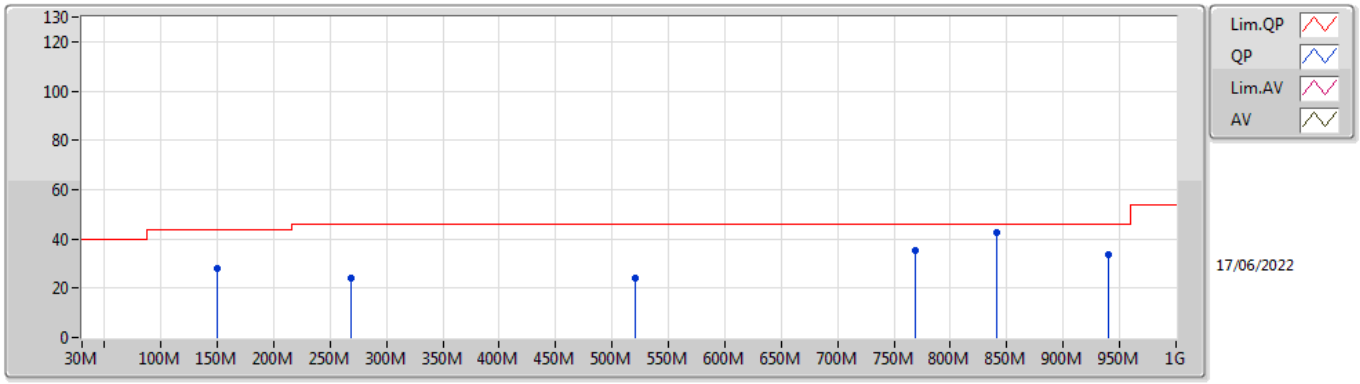

Type	Freq	Level	Limit	Margin	Factor	Dist	Condition	Azimuth	Height	Comment	Raw	AF	CL	PA
	(Hz)	(dBuV/m)	(dBuV/m)	(dB)	(dB)	(m)		(°)	(m)		(dBuV)	(dB)	(dB)	(dB)
PK	150.28M	28.25	43.50	-15.25	-18.74	3	Horizontal	360	1.00	-	46.99	16.35	1.34	36.43
PK	268.62M	23.93	46.00	-22.07	-16.32	3	Horizontal	360	1.00	-	40.25	18.53	1.60	36.45
PK	520.82M	23.98	46.00	-22.02	-11.54	3	Horizontal	360	1.00	-	35.52	23.08	2.42	37.04
PK	769.14M	35.28	46.00	-10.72	-7.06	3	Horizontal	360	1.00	-	42.34	27.30	3.09	37.45
PK	840.92M	42.61	46.00	-3.39	-6.02	3	Horizontal	360	1.00	-	48.63	28.39	3.18	37.59
PK	939.86M	33.70	46.00	-12.30	-4.50	3	Horizontal	360	1.00	-	38.20	29.55	3.35	37.40

BT-EDR(3Mbps)

2402MHz_Adapter

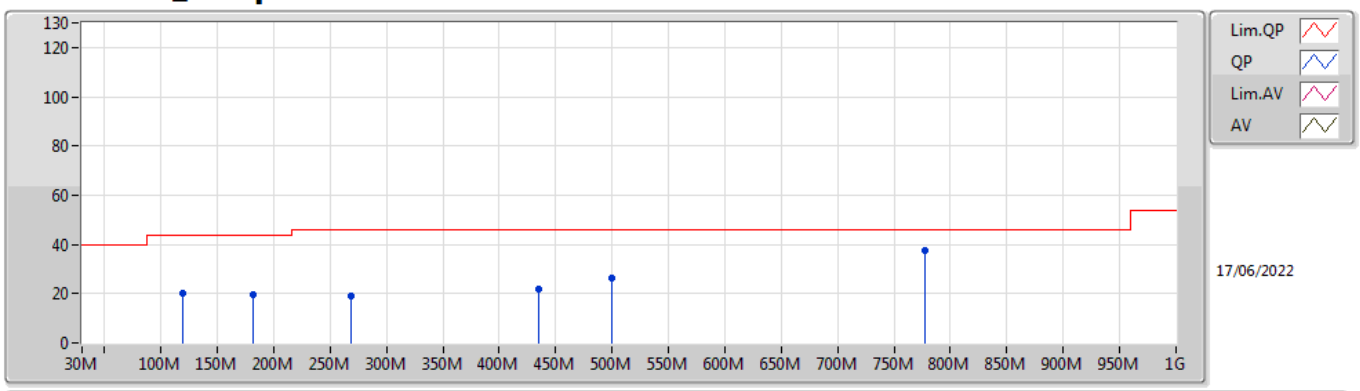

Type	Freq	Level	Limit	Margin	Factor	Dist	Condition	Azimuth	Height	Comment	Raw	AF	CL	PA
	(Hz)	(dBuV/m)	(dBuV/m)	(dB)	(dB)	(m)		(°)	(m)		(dBuV)	(dB)	(dB)	(dB)
PK	119.24M	20.15	43.50	-23.35	-18.82	3	Vertical	360	1.00	-	38.97	16.69	1.11	36.62
PK	181.32M	19.50	43.50	-24.00	-20.90	3	Vertical	360	1.00	-	40.40	14.21	1.36	36.47
PK	268.62M	18.80	46.00	-27.20	-16.32	3	Vertical	360	1.00	-	35.12	18.53	1.60	36.45
PK	435.46M	21.78	46.00	-24.22	-12.32	3	Vertical	360	1.00	-	34.10	22.16	2.13	36.61
PK	499.48M	26.09	46.00	-19.91	-11.53	3	Vertical	360	1.00	-	37.62	23.11	2.34	36.98
PK	776.9M	37.39	46.00	-8.61	-7.11	3	Vertical	360	1.00	-	44.50	27.25	3.10	37.46

BT-EDR(3Mbps)

2402MHz_Adapter

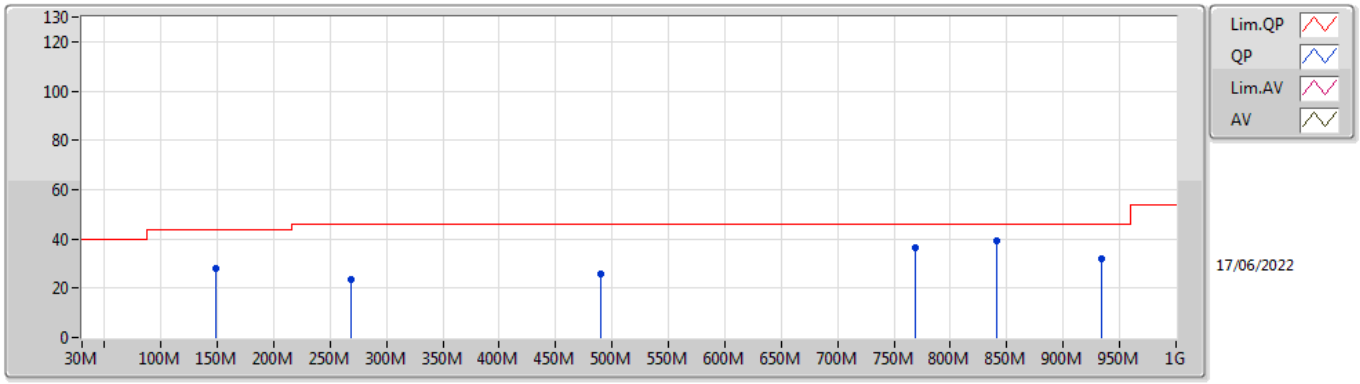

Type	Freq	Level	Limit	Margin	Factor	Dist	Condition	Azimuth	Height	Comment	Raw	AF	CL	PA
	(Hz)	(dBuV/m)	(dBuV/m)	(dB)	(dB)	(m)		(°)	(m)		(dBuV)	(dB)	(dB)	(dB)
PK	148.34M	28.02	43.50	-15.48	-18.72	3	Horizontal	0	1.00	-	46.74	16.37	1.34	36.43
PK	268.62M	23.60	46.00	-22.40	-16.32	3	Horizontal	0	1.00	-	39.92	18.53	1.60	36.45
PK	489.78M	25.68	46.00	-20.32	-11.60	3	Horizontal	0	1.00	-	37.28	23.00	2.31	36.91
PK	769.14M	36.63	46.00	-9.37	-7.06	3	Horizontal	0	1.00	-	43.69	27.30	3.09	37.45
PK	840.92M	39.48	46.00	-6.52	-6.02	3	Horizontal	0	1.00	-	45.50	28.39	3.18	37.59
PK	934.04M	31.69	46.00	-14.31	-4.80	3	Horizontal	0	1.00	-	36.49	29.29	3.34	37.43

BT-EDR(3Mbps)

2402MHz_USB

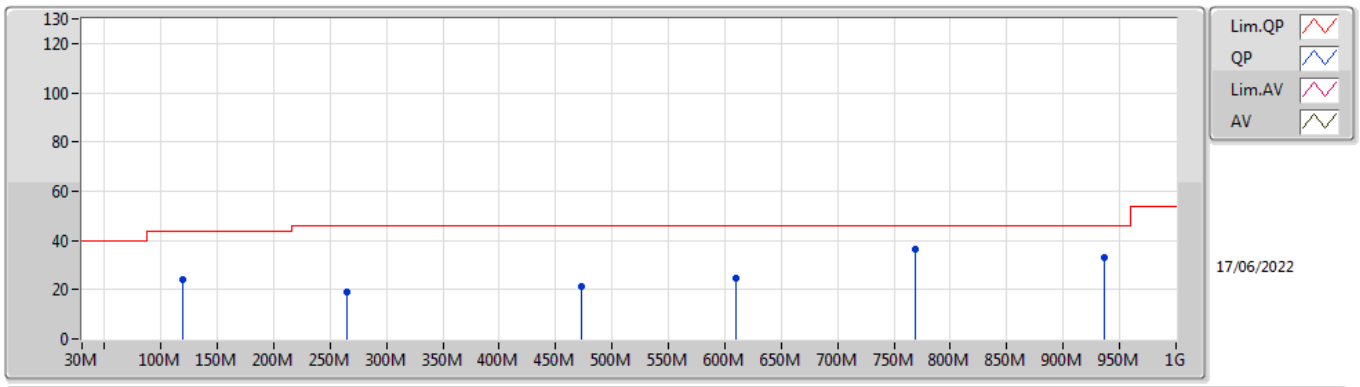

Type	Freq	Level	Limit	Margin	Factor	Dist	Condition	Azimuth	Height	Comment	Raw	AF	CL	PA
	(Hz)	(dBuV/m)	(dBuV/m)	(dB)	(dB)	(m)		(°)	(m)		(dBuV)	(dB)	(dB)	(dB)
PK	119.24M	23.93	43.50	-19.57	-18.82	3	Vertical	0	1.00	-	42.75	16.69	1.11	36.62
PK	264.74M	19.30	46.00	-26.70	-15.67	3	Vertical	0	1.00	-	34.97	19.21	1.58	36.46
PK	472.32M	21.44	46.00	-24.56	-11.81	3	Vertical	0	1.00	-	33.25	22.74	2.25	36.80
PK	610.06M	24.43	46.00	-21.57	-9.45	3	Vertical	0	1.00	-	33.88	24.96	2.70	37.11
PK	769.14M	36.55	46.00	-9.45	-7.06	3	Vertical	0	1.00	-	43.61	27.30	3.09	37.45
PK	935.98M	33.34	46.00	-12.66	-4.69	3	Vertical	0	1.00	-	38.03	29.38	3.35	37.42

BT-EDR(3Mbps)

2402MHz_USB

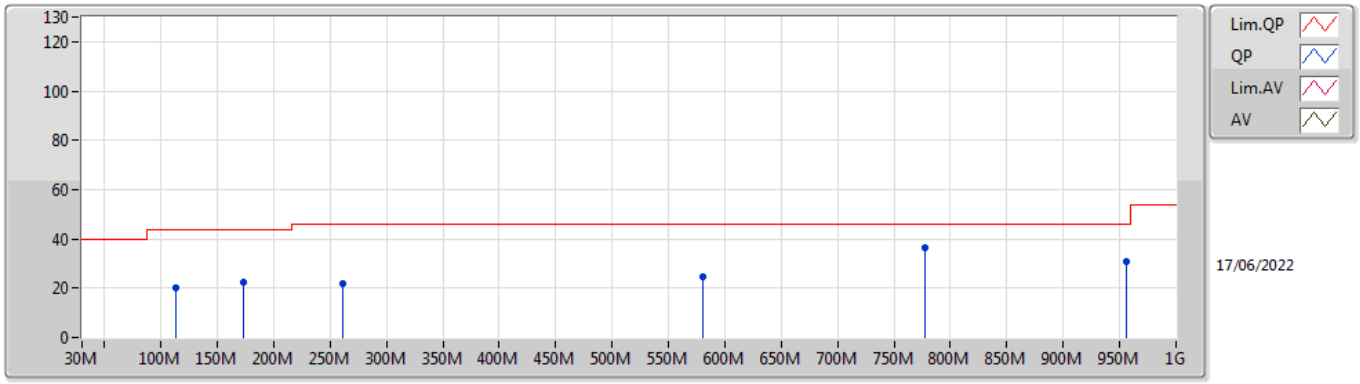

Type	Freq	Level	Limit	Margin	Factor	Dist	Condition	Azimuth	Height	Comment	Raw	AF	CL	PA
	(Hz)	(dBuV/m)	(dBuV/m)	(dB)	(dB)	(m)		(°)	(m)		(dBuV)	(dB)	(dB)	(dB)
PK	113.42M	20.16	43.50	-23.34	-19.17	3	Horizontal	360	1.00	-	39.33	16.39	1.07	36.63
PK	173.56M	22.45	43.50	-21.05	-20.46	3	Horizontal	360	1.00	-	42.91	14.64	1.36	36.46
PK	260.86M	21.75	46.00	-24.25	-15.50	3	Horizontal	360	1.00	-	37.25	19.39	1.57	36.46
PK	580.96M	24.82	46.00	-21.18	-9.60	3	Horizontal	360	1.00	-	34.42	24.90	2.61	37.11
PK	776.9M	36.18	46.00	-9.82	-7.11	3	Horizontal	360	1.00	-	43.29	27.25	3.10	37.46
PK	955.38M	30.63	46.00	-15.37	-3.84	3	Horizontal	360	1.00	-	34.47	30.12	3.37	37.33

BT-EDR(3Mbps)

2440MHz_Adapter

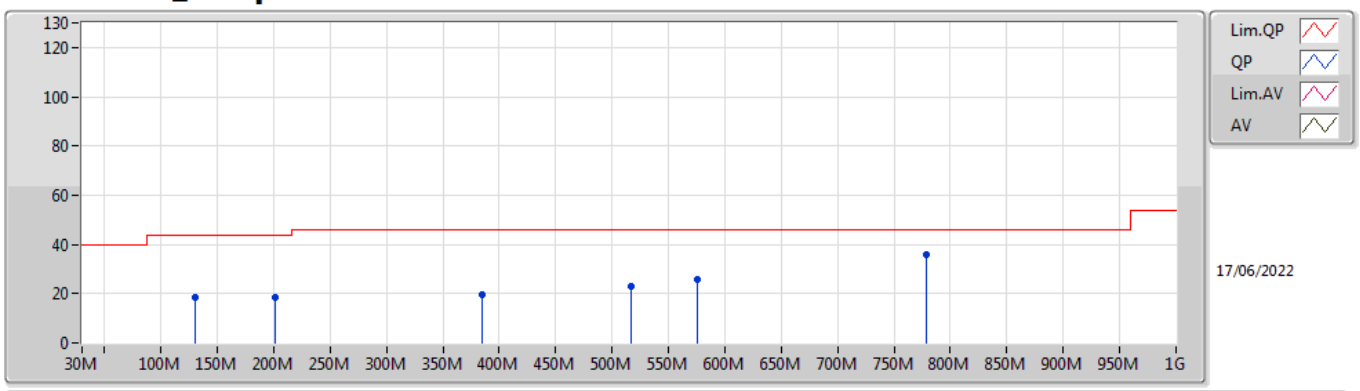

Type	Freq	Level	Limit	Margin	Factor	Dist	Condition	Azimuth	Height	Comment	Raw	AF	CL	PA
	(Hz)	(dBuV/m)	(dBuV/m)	(dB)	(dB)	(m)		(°)	(m)		(dBuV)	(dB)	(dB)	(dB)
PK	130.88M	18.62	43.50	-24.88	-18.46	3	Vertical	360	1.00	-	37.08	16.84	1.23	36.53
PK	200.72M	18.51	43.50	-24.99	-20.63	3	Vertical	360	1.00	-	39.14	14.25	1.39	36.27
PK	385.02M	19.51	46.00	-26.49	-14.10	3	Vertical	360	1.00	-	33.61	20.45	1.97	36.52
PK	516.94M	23.14	46.00	-22.86	-11.51	3	Vertical	360	1.00	-	34.65	23.12	2.40	37.03
PK	575.14M	25.88	46.00	-20.12	-9.53	3	Vertical	360	1.00	-	35.41	24.98	2.60	37.11
PK	778.84M	36.01	46.00	-9.99	-7.09	3	Vertical	360	1.00	-	43.10	27.27	3.10	37.46

BT-EDR(3Mbps)

2440MHz_Adapter

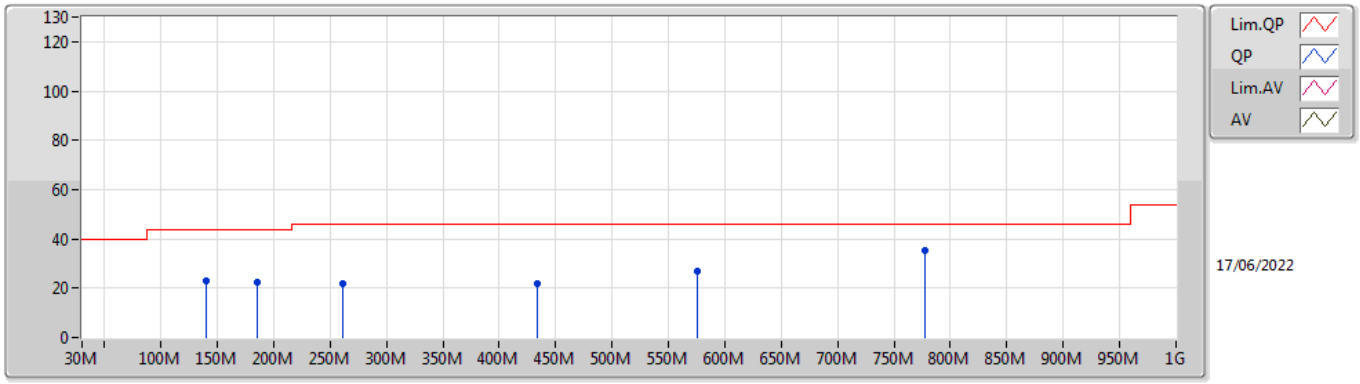

Type	Freq	Level	Limit	Margin	Factor	Dist	Condition	Azimuth	Height	Comment	Raw	AF	CL	PA
	(Hz)	(dBuV/m)	(dBuV/m)	(dB)	(dB)	(m)		(°)	(m)		(dBuV)	(dB)	(dB)	(dB)
PK	140.58M	23.16	43.50	-20.34	-18.49	3	Horizontal	0	1.00	-	41.65	16.64	1.32	36.45
PK	185.2M	22.67	43.50	-20.83	-20.97	3	Horizontal	0	1.00	-	43.64	14.09	1.37	36.43
PK	260.86M	21.87	46.00	-24.13	-15.50	3	Horizontal	0	1.00	-	37.37	19.39	1.57	36.46
PK	433.52M	22.05	46.00	-23.95	-12.36	3	Horizontal	0	1.00	-	34.41	22.12	2.12	36.60
PK	575.14M	26.63	46.00	-19.37	-9.53	3	Horizontal	0	1.00	-	36.16	24.98	2.60	37.11
PK	776.9M	35.52	46.00	-10.48	-7.11	3	Horizontal	0	1.00	-	42.63	27.25	3.10	37.46

BT-EDR(3Mbps)

2440MHz_USB

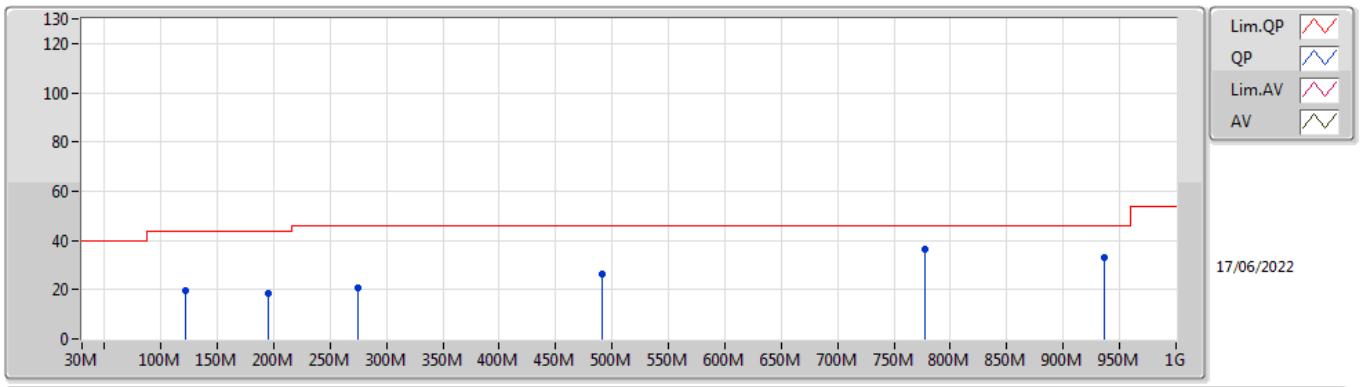

Type	Freq	Level	Limit	Margin	Factor	Dist	Condition	Azimuth	Height	Comment	Raw	AF	CL	PA
	(Hz)	(dBuV/m)	(dBuV/m)	(dB)	(dB)	(m)		(°)	(m)		(dBuV)	(dB)	(dB)	(dB)
PK	121.18M	19.44	43.50	-24.06	-18.74	3	Vertical	0	1.00	-	38.18	16.74	1.13	36.61
PK	194.9M	18.53	43.50	-24.97	-20.80	3	Vertical	0	1.00	-	39.33	14.14	1.38	36.32
PK	274.44M	20.92	46.00	-25.08	-16.85	3	Vertical	0	1.00	-	37.77	17.98	1.62	36.45
PK	491.72M	26.23	46.00	-19.77	-11.60	3	Vertical	0	1.00	-	37.83	23.02	2.31	36.93
PK	776.9M	36.17	46.00	-9.83	-7.11	3	Vertical	0	1.00	-	43.28	27.25	3.10	37.46
PK	935.98M	32.99	46.00	-13.01	-4.69	3	Vertical	0	1.00	-	37.68	29.38	3.35	37.42

BT-EDR(3Mbps)

2440MHz_USB

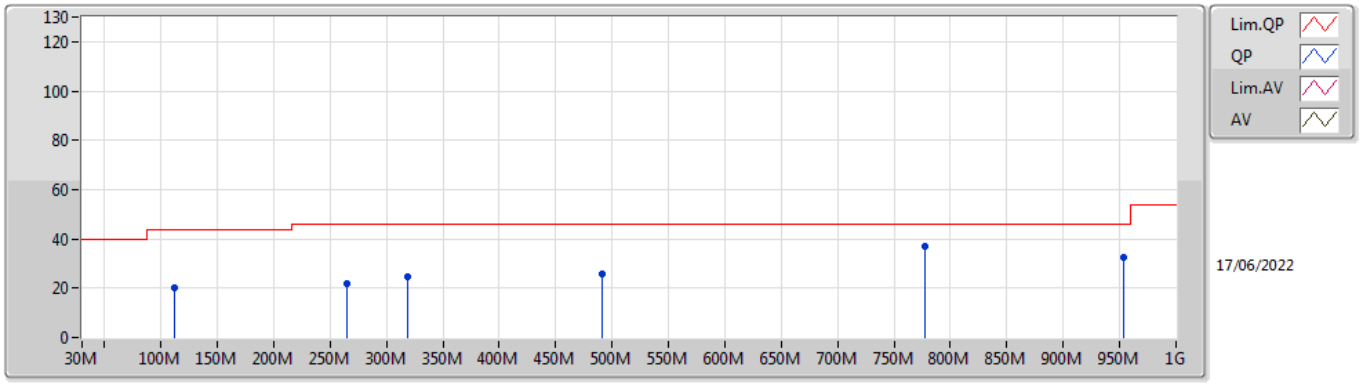

Type	Freq	Level	Limit	Margin	Factor	Dist	Condition	Azimuth	Height	Comment	Raw	AF	CL	PA
	(Hz)	(dBuV/m)	(dBuV/m)	(dB)	(dB)	(m)		(°)	(m)		(dBuV)	(dB)	(dB)	(dB)
PK	111.48M	20.38	43.50	-23.12	-19.37	3	Horizontal	360	1.00	-	39.75	16.21	1.05	36.63
PK	264.74M	21.74	46.00	-24.26	-15.67	3	Horizontal	360	1.00	-	37.41	19.21	1.58	36.46
PK	319.06M	24.50	46.00	-21.50	-16.10	3	Horizontal	360	1.00	-	40.60	18.59	1.77	36.46
PK	491.72M	26.03	46.00	-19.97	-11.60	3	Horizontal	360	1.00	-	37.63	23.02	2.31	36.93
PK	776.9M	37.04	46.00	-8.96	-7.11	3	Horizontal	360	1.00	-	44.15	27.25	3.10	37.46
PK	953.44M	32.67	46.00	-13.33	-3.90	3	Horizontal	360	1.00	-	36.57	30.07	3.37	37.34

BT-EDR(3Mbps)

2480MHz_Adapter

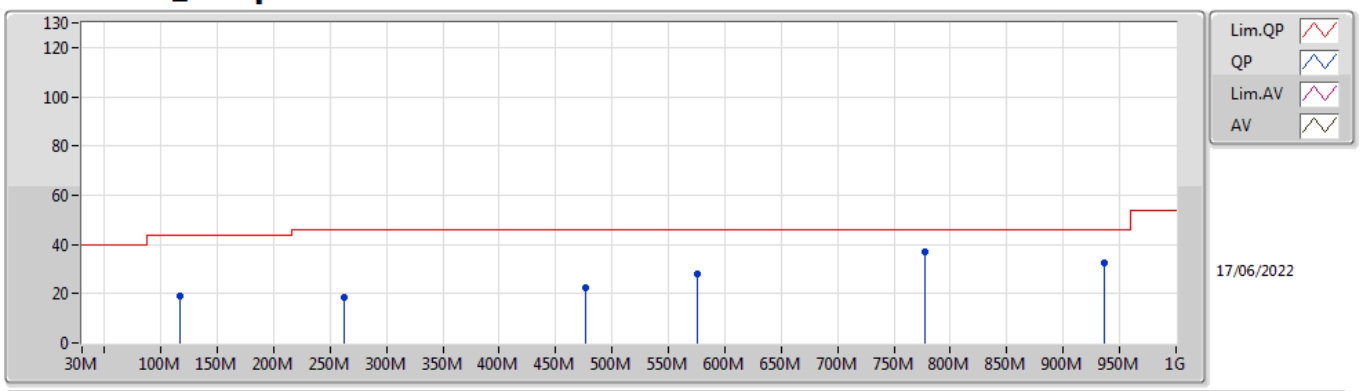

Type	Freq	Level	Limit	Margin	Factor	Dist	Condition	Azimuth	Height	Comment	Raw	AF	CL	PA
	(Hz)	(dBuV/m)	(dBuV/m)	(dB)	(dB)	(m)		(°)	(m)		(dBuV)	(dB)	(dB)	(dB)
PK	117.3M	19.09	43.50	-24.41	-18.93	3	Vertical	360	1.00	-	38.02	16.59	1.10	36.62
PK	262.8M	18.30	46.00	-27.70	-15.58	3	Vertical	360	1.00	-	33.88	19.30	1.58	36.46
PK	476.2M	22.43	46.00	-23.57	-11.78	3	Vertical	360	1.00	-	34.21	22.78	2.26	36.82
PK	575.14M	28.00	46.00	-18.00	-9.53	3	Vertical	360	1.00	-	37.53	24.98	2.60	37.11
PK	776.9M	36.73	46.00	-9.27	-7.11	3	Vertical	360	1.00	-	43.84	27.25	3.10	37.46
PK	935.98M	32.50	46.00	-13.50	-4.69	3	Vertical	360	1.00	-	37.19	29.38	3.35	37.42

BT-EDR(3Mbps)

2480MHz_Adapter

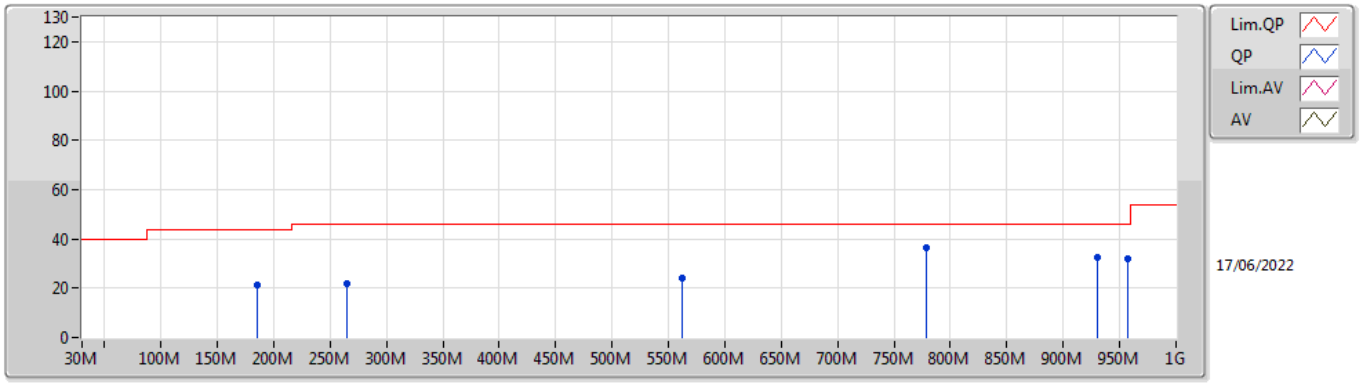

Type	Freq	Level	Limit	Margin	Factor	Dist	Condition	Azimuth	Height	Comment	Raw	AF	CL	PA
	(Hz)	(dBuV/m)	(dBuV/m)	(dB)	(dB)	(m)		(°)	(m)		(dBuV)	(dB)	(dB)	(dB)
PK	185.2M	21.19	43.50	-22.31	-20.97	3	Horizontal	0	1.00	-	42.16	14.09	1.37	36.43
PK	264.74M	21.87	46.00	-24.13	-15.67	3	Horizontal	0	1.00	-	37.54	19.21	1.58	36.46
PK	561.56M	24.23	46.00	-21.77	-9.20	3	Horizontal	0	1.00	-	33.43	25.36	2.56	37.12
PK	778.84M	36.36	46.00	-9.64	-7.09	3	Horizontal	0	1.00	-	43.45	27.27	3.10	37.46
PK	930.16M	32.63	46.00	-13.37	-5.00	3	Horizontal	0	1.00	-	37.63	29.11	3.34	37.45
PK	957.32M	31.90	46.00	-14.10	-3.80	3	Horizontal	0	1.00	-	35.70	30.14	3.38	37.32

BT-EDR(3Mbps)

2480MHz_USB

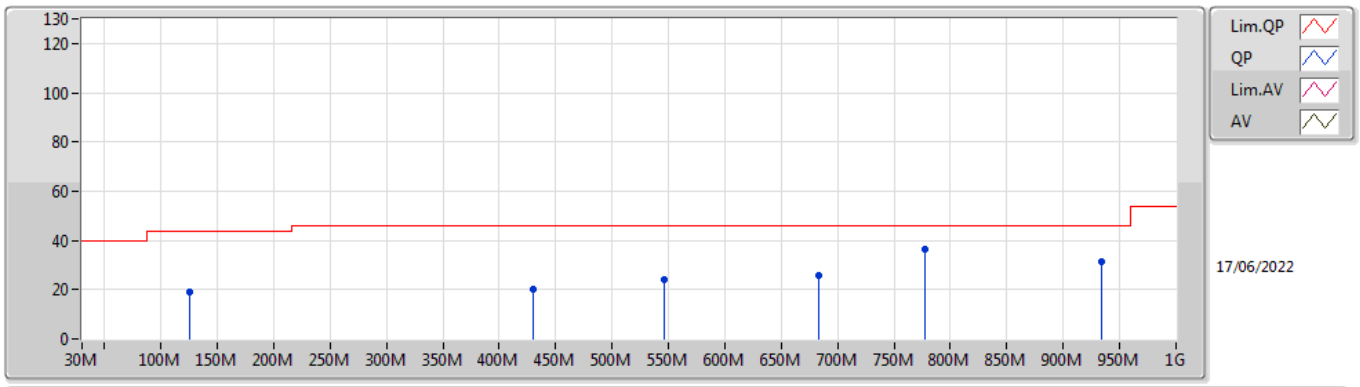

Type	Freq	Level	Limit	Margin	Factor	Dist	Condition	Azimuth	Height	Comment	Raw	AF	CL	PA
	(Hz)	(dBuV/m)	(dBuV/m)	(dB)	(dB)	(m)		(°)	(m)		(dBuV)	(dB)	(dB)	(dB)
PK	125.06M	19.28	43.50	-24.22	-18.65	3	Vertical	0	1.00	-	37.93	16.76	1.17	36.58
PK	429.64M	20.37	46.00	-25.63	-12.44	3	Vertical	0	1.00	-	32.81	22.04	2.11	36.59
PK	546.04M	24.17	46.00	-21.83	-10.76	3	Vertical	0	1.00	-	34.93	23.85	2.51	37.12
PK	683.78M	25.74	46.00	-20.26	-8.68	3	Vertical	0	1.00	-	34.42	25.68	2.93	37.29
PK	776.9M	36.22	46.00	-9.78	-7.11	3	Vertical	0	1.00	-	43.33	27.25	3.10	37.46
PK	934.04M	31.33	46.00	-14.67	-4.80	3	Vertical	0	1.00	-	36.13	29.29	3.34	37.43

BT-EDR(3Mbps)

2480MHz_USB

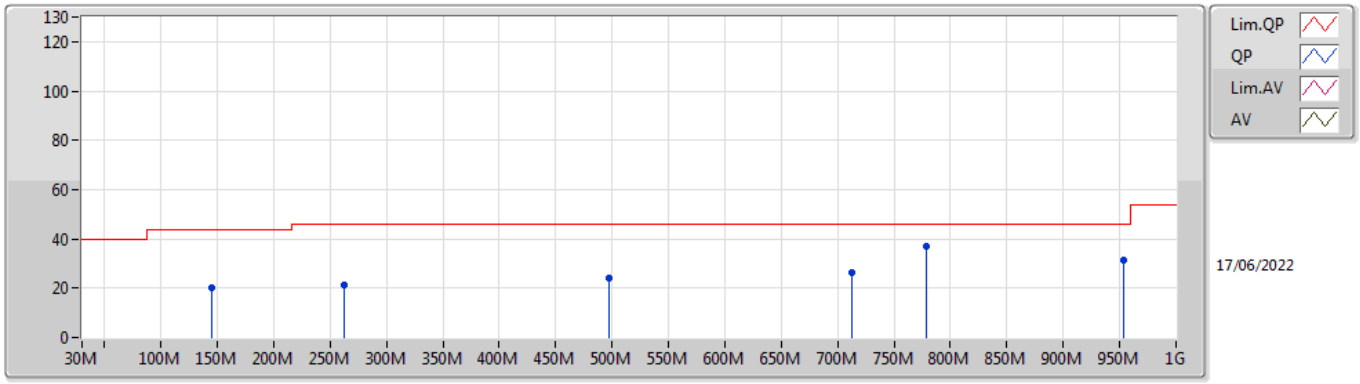

Type	Freq	Level	Limit	Margin	Factor	Dist	Condition	Azimuth	Height	Comment	Raw	AF	CL	PA
	(Hz)	(dBuV/m)	(dBuV/m)	(dB)	(dB)	(m)		(°)	(m)		(dBuV)	(dB)	(dB)	(dB)
PK	144.46M	20.14	43.50	-23.36	-18.62	3	Horizontal	360	1.00	-	38.76	16.49	1.33	36.44
PK	262.8M	21.25	46.00	-24.75	-15.58	3	Horizontal	360	1.00	-	36.83	19.30	1.58	36.46
PK	497.54M	23.99	46.00	-22.01	-11.54	3	Horizontal	360	1.00	-	35.53	23.09	2.33	36.96
PK	712.88M	26.36	46.00	-19.64	-8.33	3	Horizontal	360	1.00	-	34.69	26.05	2.99	37.37
PK	778.84M	36.99	46.00	-9.01	-7.09	3	Horizontal	360	1.00	-	44.08	27.27	3.10	37.46
PK	953.44M	31.58	46.00	-14.42	-3.90	3	Horizontal	360	1.00	-	35.48	30.07	3.37	37.34

BT-LE(1Mbps)

2402MHz_Adapter

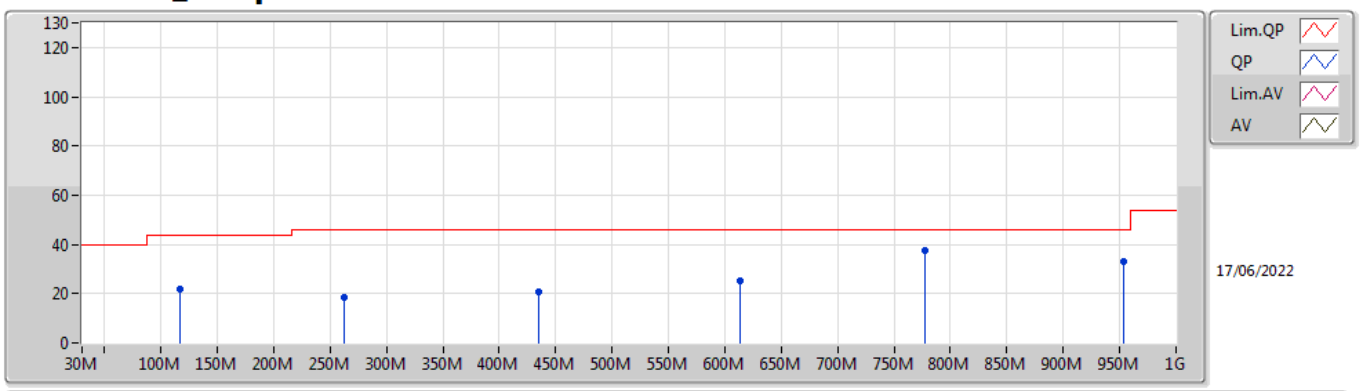

Type	Freq	Level	Limit	Margin	Factor	Dist	Condition	Azimuth	Height	Comment	Raw	AF	CL	PA
	(Hz)	(dBuV/m)	(dBuV/m)	(dB)	(dB)	(m)		(°)	(m)		(dBuV)	(dB)	(dB)	(dB)
PK	117.3M	21.70	43.50	-21.80	-18.93	3	Vertical	360	1.00	-	40.63	16.59	1.10	36.62
PK	262.8M	18.39	46.00	-27.61	-15.58	3	Vertical	360	1.00	-	33.97	19.30	1.58	36.46
PK	435.46M	20.83	46.00	-25.17	-12.32	3	Vertical	360	1.00	-	33.15	22.16	2.13	36.61
PK	613.94M	25.21	46.00	-20.79	-9.29	3	Vertical	360	1.00	-	34.50	25.10	2.72	37.11
PK	776.9M	37.41	46.00	-8.59	-7.11	3	Vertical	360	1.00	-	44.52	27.25	3.10	37.46
PK	953.44M	32.86	46.00	-13.14	-3.90	3	Vertical	360	1.00	-	36.76	30.07	3.37	37.34

BT-LE(1Mbps)

2402MHz_Adapter

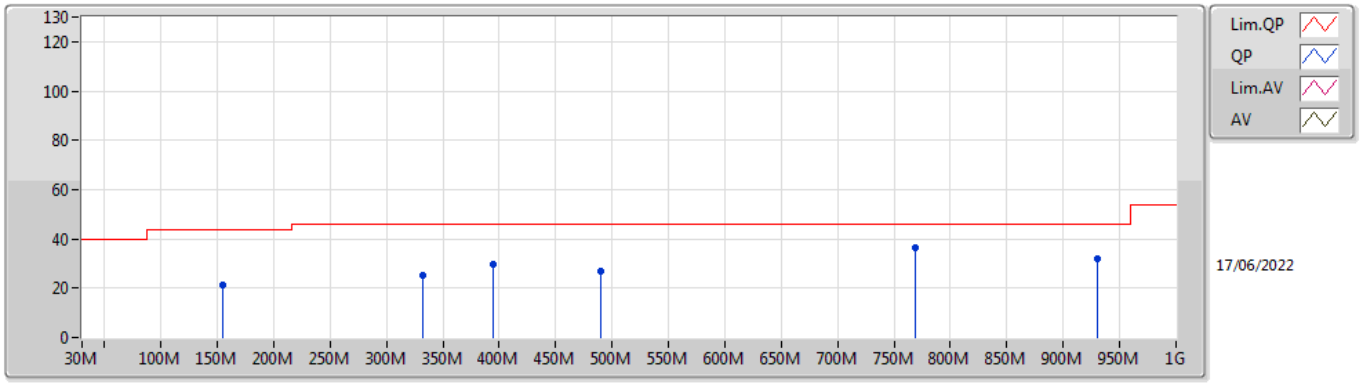

Type	Freq	Level	Limit	Margin	Factor	Dist	Condition	Azimuth	Height	Comment	Raw	AF	CL	PA
	(Hz)	(dBuV/m)	(dBuV/m)	(dB)	(dB)	(m)		(°)	(m)		(dBuV)	(dB)	(dB)	(dB)
PK	154.16M	21.43	43.50	-22.07	-18.95	3	Horizontal	0	1.00	-	40.38	16.12	1.35	36.42
PK	332.64M	25.23	46.00	-20.77	-15.68	3	Horizontal	0	1.00	-	40.91	18.99	1.82	36.49
PK	394.72M	29.55	46.00	-16.45	-13.72	3	Horizontal	0	1.00	-	43.27	20.79	2.00	36.51
PK	489.78M	26.92	46.00	-19.08	-11.60	3	Horizontal	0	1.00	-	38.52	23.00	2.31	36.91
PK	769.14M	36.62	46.00	-9.38	-7.06	3	Horizontal	0	1.00	-	43.68	27.30	3.09	37.45
PK	930.16M	32.20	46.00	-13.80	-5.00	3	Horizontal	0	1.00	-	37.20	29.11	3.34	37.45

BT-LE(1Mbps)

2402MHz_USB

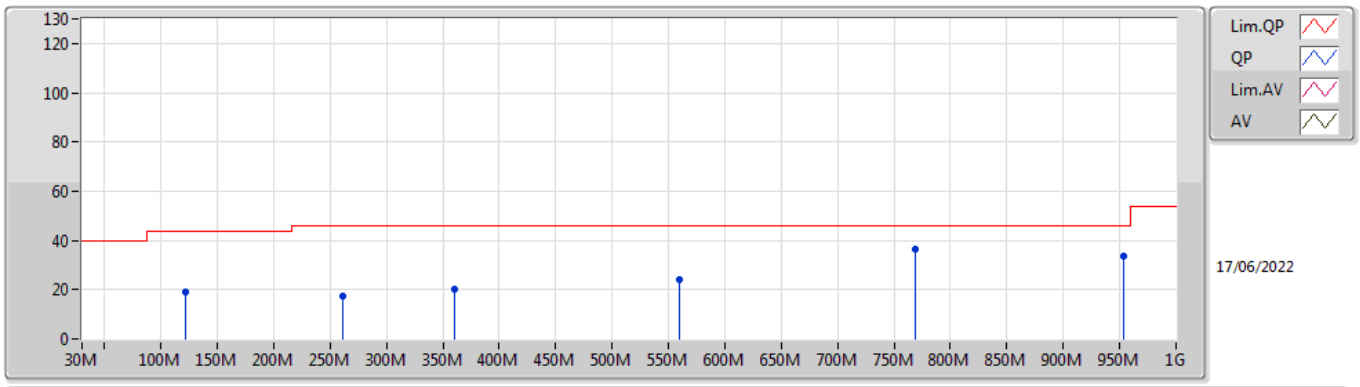

Type	Freq	Level	Limit	Margin	Factor	Dist	Condition	Azimuth	Height	Comment	Raw	AF	CL	PA
	(Hz)	(dBuV/m)	(dBuV/m)	(dB)	(dB)	(m)		(°)	(m)		(dBuV)	(dB)	(dB)	(dB)
PK	121.18M	19.05	43.50	-24.45	-18.74	3	Vertical	0	1.00	-	37.79	16.74	1.13	36.61
PK	260.86M	17.59	46.00	-28.41	-15.50	3	Vertical	0	1.00	-	33.09	19.39	1.57	36.46
PK	359.8M	19.94	46.00	-26.06	-14.71	3	Vertical	0	1.00	-	34.65	19.91	1.91	36.53
PK	559.62M	24.10	46.00	-21.90	-9.17	3	Vertical	0	1.00	-	33.27	25.39	2.56	37.12
PK	769.14M	36.51	46.00	-9.49	-7.06	3	Vertical	0	1.00	-	43.57	27.30	3.09	37.45
PK	953.44M	33.68	46.00	-12.32	-3.90	3	Vertical	0	1.00	-	37.58	30.07	3.37	37.34

BT-LE(1Mbps)

2402MHz_USB

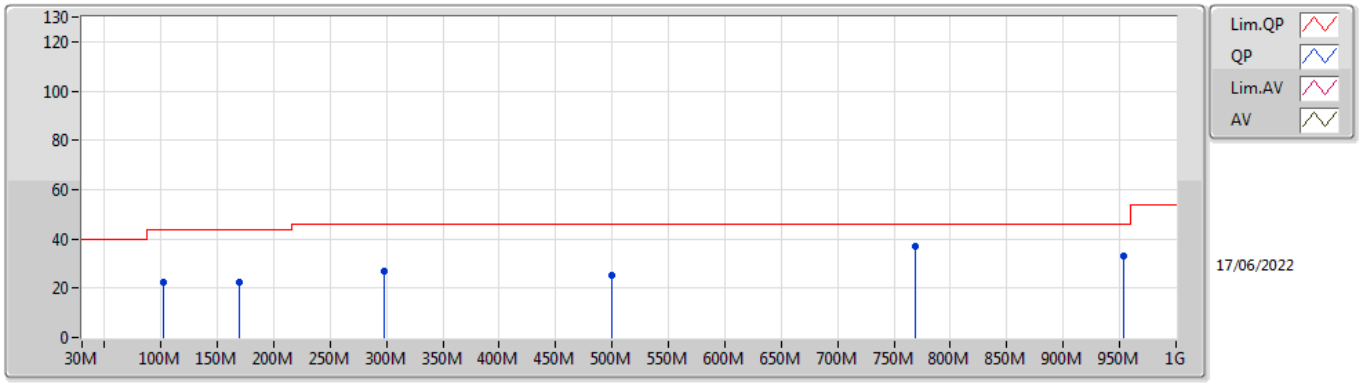

Type	Freq	Level	Limit	Margin	Factor	Dist	Condition	Azimuth	Height	Comment	Raw	AF	CL	PA
	(Hz)	(dBuV/m)	(dBuV/m)	(dB)	(dB)	(m)		(°)	(m)		(dBuV)	(dB)	(dB)	(dB)
PK	101.78M	22.42	43.50	-21.08	-20.16	3	Horizontal	360	1.00	-	42.58	15.51	0.97	36.64
PK	169.68M	22.69	43.50	-20.81	-20.15	3	Horizontal	360	1.00	-	42.84	14.93	1.36	36.44
PK	297.72M	26.67	46.00	-19.33	-16.33	3	Horizontal	360	1.00	-	43.00	18.38	1.70	36.41
PK	499.48M	25.16	46.00	-20.84	-11.53	3	Horizontal	360	1.00	-	36.69	23.11	2.34	36.98
PK	769.14M	36.78	46.00	-9.22	-7.06	3	Horizontal	360	1.00	-	43.84	27.30	3.09	37.45
PK	953.44M	32.91	46.00	-13.09	-3.90	3	Horizontal	360	1.00	-	36.81	30.07	3.37	37.34

BT-LE(1Mbps)

2440MHz_Adapter

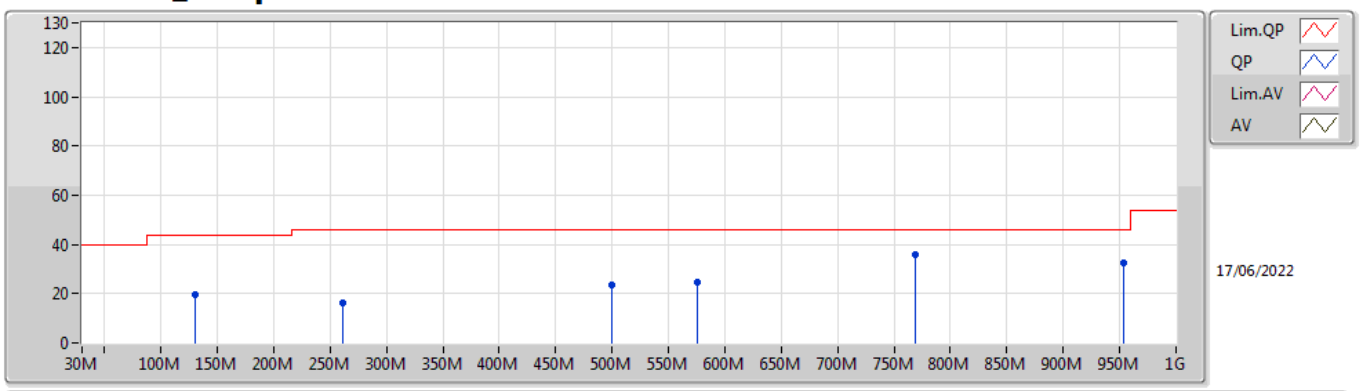

Type	Freq	Level	Limit	Margin	Factor	Dist	Condition	Azimuth	Height	Comment	Raw	AF	CL	PA
	(Hz)	(dBuV/m)	(dBuV/m)	(dB)	(dB)	(m)		(°)	(m)		(dBuV)	(dB)	(dB)	(dB)
PK	130.88M	19.35	43.50	-24.15	-18.46	3	Vertical	360	1.00	-	37.81	16.84	1.23	36.53
PK	260.86M	16.28	46.00	-29.72	-15.50	3	Vertical	360	1.00	-	31.78	19.39	1.57	36.46
PK	499.48M	23.35	46.00	-22.65	-11.53	3	Vertical	360	1.00	-	34.88	23.11	2.34	36.98
PK	575.14M	24.76	46.00	-21.24	-9.53	3	Vertical	360	1.00	-	34.29	24.98	2.60	37.11
PK	769.14M	35.92	46.00	-10.08	-7.06	3	Vertical	360	1.00	-	42.98	27.30	3.09	37.45
PK	953.44M	32.39	46.00	-13.61	-3.90	3	Vertical	360	1.00	-	36.29	30.07	3.37	37.34

BT-LE(1Mbps)

2440MHz_Adapter

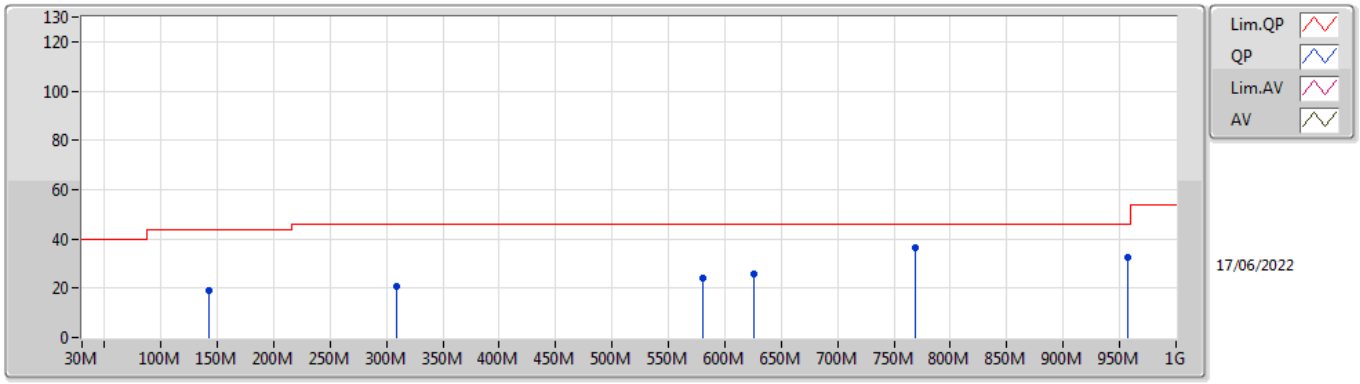

Type	Freq	Level	Limit	Margin	Factor	Dist	Condition	Azimuth	Height	Comment	Raw	AF	CL	PA
	(Hz)	(dBuV/m)	(dBuV/m)	(dB)	(dB)	(m)		(°)	(m)		(dBuV)	(dB)	(dB)	(dB)
PK	142.52M	19.22	43.50	-24.28	-18.53	3	Horizontal	0	1.00	-	37.75	16.58	1.33	36.44
PK	309.36M	20.62	46.00	-25.38	-16.28	3	Horizontal	0	1.00	-	36.90	18.41	1.74	36.43
PK	580.96M	23.95	46.00	-22.05	-9.60	3	Horizontal	0	1.00	-	33.55	24.90	2.61	37.11
PK	625.58M	25.66	46.00	-20.34	-8.85	3	Horizontal	0	1.00	-	34.51	25.51	2.77	37.13
PK	769.14M	36.25	46.00	-9.75	-7.06	3	Horizontal	0	1.00	-	43.31	27.30	3.09	37.45
PK	957.32M	32.40	46.00	-13.60	-3.80	3	Horizontal	0	1.00	-	36.20	30.14	3.38	37.32

BT-LE(1Mbps)

2440MHz_USB

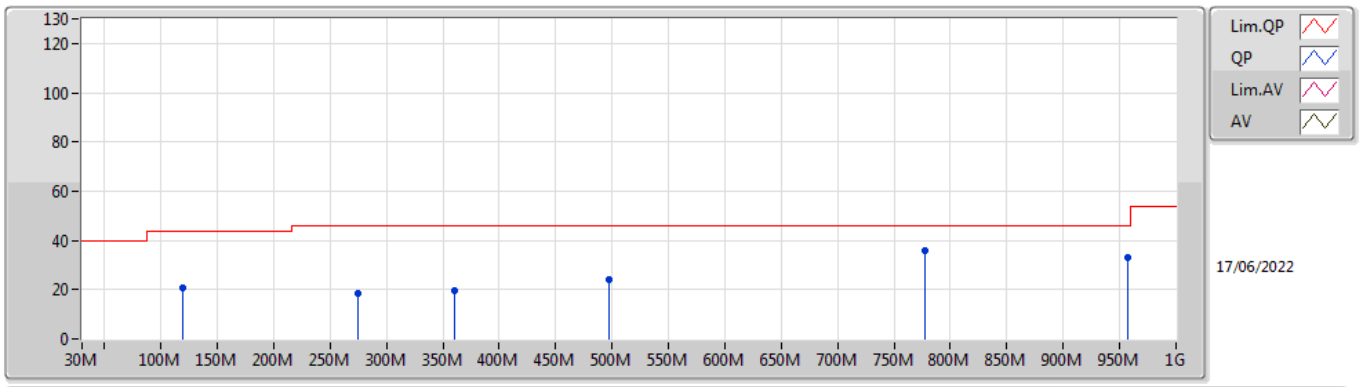

Type	Freq	Level	Limit	Margin	Factor	Dist	Condition	Azimuth	Height	Comment	Raw	AF	CL	PA
	(Hz)	(dBuV/m)	(dBuV/m)	(dB)	(dB)	(m)		(°)	(m)		(dBuV)	(dB)	(dB)	(dB)
PK	119.24M	20.81	43.50	-22.69	-18.82	3	Vertical	0	1.00	-	39.63	16.69	1.11	36.62
PK	274.44M	18.41	46.00	-27.59	-16.85	3	Vertical	0	1.00	-	35.26	17.98	1.62	36.45
PK	359.8M	19.71	46.00	-26.29	-14.71	3	Vertical	0	1.00	-	34.42	19.91	1.91	36.53
PK	497.54M	23.84	46.00	-22.16	-11.54	3	Vertical	0	1.00	-	35.38	23.09	2.33	36.96
PK	776.9M	36.12	46.00	-9.88	-7.11	3	Vertical	0	1.00	-	43.23	27.25	3.10	37.46
PK	957.32M	33.16	46.00	-12.84	-3.80	3	Vertical	0	1.00	-	36.96	30.14	3.38	37.32

BT-LE(1Mbps)

2440MHz_USB

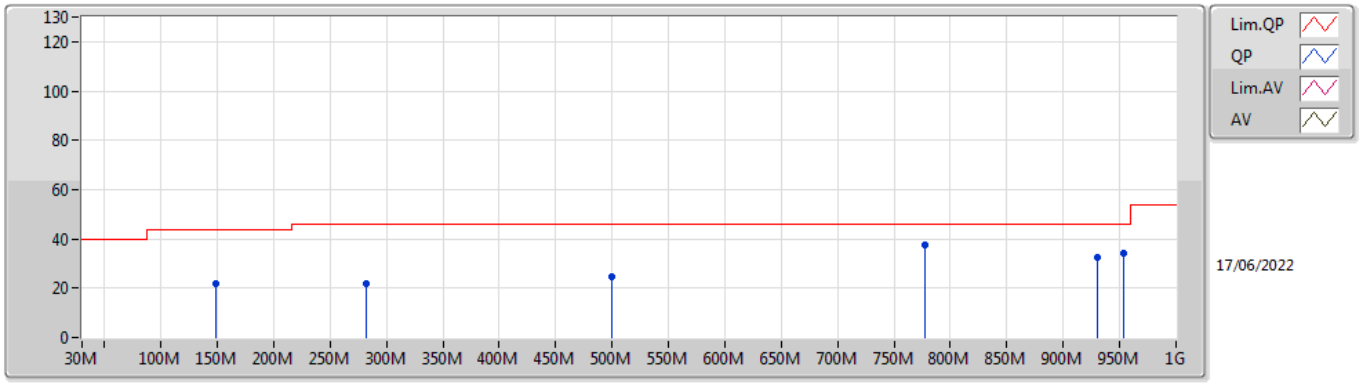

Type	Freq	Level	Limit	Margin	Factor	Dist	Condition	Azimuth	Height	Comment	Raw	AF	CL	PA
	(Hz)	(dBuV/m)	(dBuV/m)	(dB)	(dB)	(m)		(°)	(m)		(dBuV)	(dB)	(dB)	(dB)
PK	148.34M	21.65	43.50	-21.85	-18.72	3	Horizontal	360	1.00	-	40.37	16.37	1.34	36.43
PK	282.2M	21.73	46.00	-24.27	-16.76	3	Horizontal	360	1.00	-	38.49	18.02	1.65	36.43
PK	499.48M	24.47	46.00	-21.53	-11.53	3	Horizontal	360	1.00	-	36.00	23.11	2.34	36.98
PK	776.9M	37.64	46.00	-8.36	-7.11	3	Horizontal	360	1.00	-	44.75	27.25	3.10	37.46
PK	930.16M	32.26	46.00	-13.74	-5.00	3	Horizontal	360	1.00	-	37.26	29.11	3.34	37.45
PK	953.44M	33.93	46.00	-12.07	-3.90	3	Horizontal	360	1.00	-	37.83	30.07	3.37	37.34

BT-LE(1Mbps)

2480MHz_Adapter

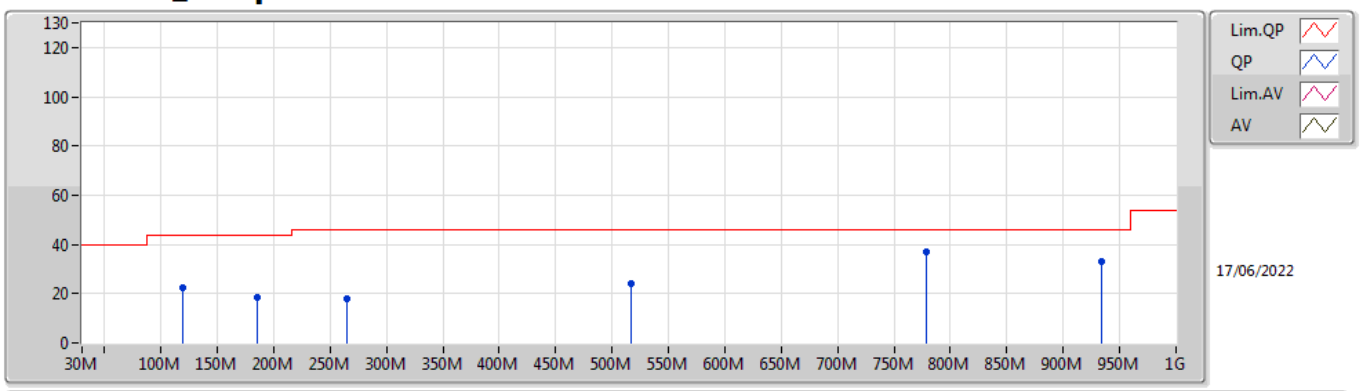

Type	Freq	Level	Limit	Margin	Factor	Dist	Condition	Azimuth	Height	Comment	Raw	AF	CL	PA
	(Hz)	(dBuV/m)	(dBuV/m)	(dB)	(dB)	(m)		(°)	(m)		(dBuV)	(dB)	(dB)	(dB)
PK	119.24M	22.47	43.50	-21.03	-18.82	3	Vertical	360	1.00	-	41.29	16.69	1.11	36.62
PK	185.2M	18.36	43.50	-25.14	-20.97	3	Vertical	360	1.00	-	39.33	14.09	1.37	36.43
PK	264.74M	18.09	46.00	-27.91	-15.67	3	Vertical	360	1.00	-	33.76	19.21	1.58	36.46
PK	516.94M	24.36	46.00	-21.64	-11.51	3	Vertical	360	1.00	-	35.87	23.12	2.40	37.03
PK	778.84M	36.97	46.00	-9.03	-7.09	3	Vertical	360	1.00	-	44.06	27.27	3.10	37.46
PK	934.04M	33.18	46.00	-12.82	-4.80	3	Vertical	360	1.00	-	37.98	29.29	3.34	37.43

BT-LE(1Mbps)

2480MHz_Adapter

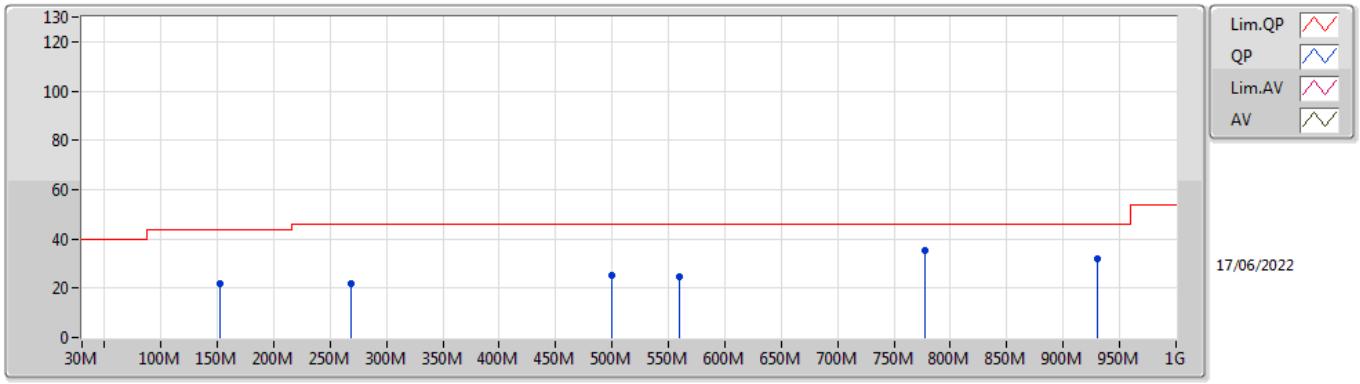

Type	Freq	Level	Limit	Margin	Factor	Dist	Condition	Azimuth	Height	Comment	Raw	AF	CL	PA
	(Hz)	(dBuV/m)	(dBuV/m)	(dB)	(dB)	(m)		(°)	(m)		(dBuV)	(dB)	(dB)	(dB)
PK	152.22M	21.91	43.50	-21.59	-18.80	3	Horizontal	0	1.00	-	40.71	16.29	1.34	36.43
PK	268.62M	21.77	46.00	-24.23	-16.32	3	Horizontal	0	1.00	-	38.09	18.53	1.60	36.45
PK	499.48M	25.00	46.00	-21.00	-11.53	3	Horizontal	0	1.00	-	36.53	23.11	2.34	36.98
PK	559.62M	24.56	46.00	-21.44	-9.17	3	Horizontal	0	1.00	-	33.73	25.39	2.56	37.12
PK	776.9M	35.45	46.00	-10.55	-7.11	3	Horizontal	0	1.00	-	42.56	27.25	3.10	37.46
PK	930.16M	32.05	46.00	-13.95	-5.00	3	Horizontal	0	1.00	-	37.05	29.11	3.34	37.45

BT-LE(1Mbps)

2480MHz_USB

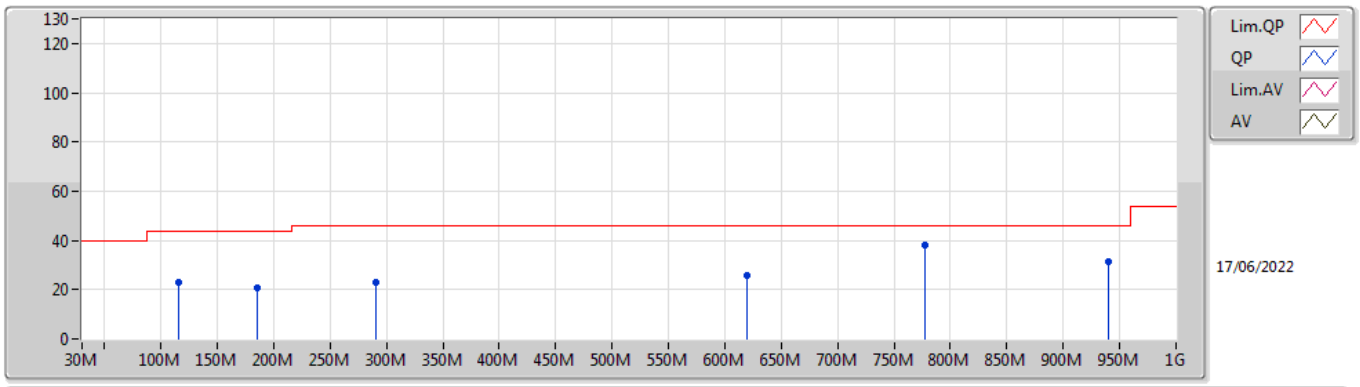

Type	Freq	Level	Limit	Margin	Factor	Dist	Condition	Azimuth	Height	Comment	Raw	AF	CL	PA
	(Hz)	(dBuV/m)	(dBuV/m)	(dB)	(dB)	(m)		(°)	(m)		(dBuV)	(dB)	(dB)	(dB)
PK	115.36M	22.73	43.50	-20.77	-19.05	3	Vertical	0	1.00	-	41.78	16.49	1.08	36.62
PK	185.2M	20.80	43.50	-22.70	-20.97	3	Vertical	0	1.00	-	41.77	14.09	1.37	36.43
PK	289.96M	22.79	46.00	-23.21	-16.49	3	Vertical	0	1.00	-	39.28	18.26	1.67	36.42
PK	619.76M	25.92	46.00	-20.08	-8.97	3	Vertical	0	1.00	-	34.89	25.40	2.75	37.12
PK	776.9M	38.27	46.00	-7.73	-7.11	3	Vertical	0	1.00	-	45.38	27.25	3.10	37.46
PK	939.86M	31.49	46.00	-14.51	-4.50	3	Vertical	0	1.00	-	35.99	29.55	3.35	37.40

BT-LE(1Mbps)

2480MHz_USB

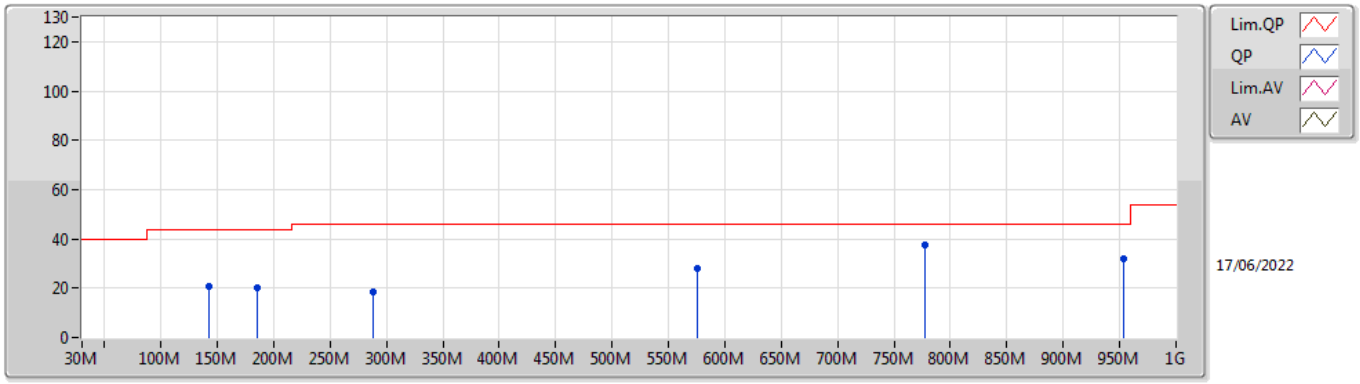

Type	Freq	Level	Limit	Margin	Factor	Dist	Condition	Azimuth	Height	Comment	Raw	AF	CL	PA
	(Hz)	(dBuV/m)	(dBuV/m)	(dB)	(dB)	(m)		(°)	(m)		(dBuV)	(dB)	(dB)	(dB)
PK	142.52M	20.98	43.50	-22.52	-18.53	3	Horizontal	360	1.00	-	39.51	16.58	1.33	36.44
PK	185.2M	20.25	43.50	-23.25	-20.97	3	Horizontal	360	1.00	-	41.22	14.09	1.37	36.43
PK	288.02M	18.76	46.00	-27.24	-16.56	3	Horizontal	360	1.00	-	35.32	18.20	1.67	36.43
PK	575.14M	27.76	46.00	-18.24	-9.53	3	Horizontal	360	1.00	-	37.29	24.98	2.60	37.11
PK	776.9M	37.43	46.00	-8.57	-7.11	3	Horizontal	360	1.00	-	44.54	27.25	3.10	37.46
PK	953.44M	32.18	46.00	-13.82	-3.90	3	Horizontal	360	1.00	-	36.08	30.07	3.37	37.34

BT-LE(2Mbps)

2402MHz_Adapter

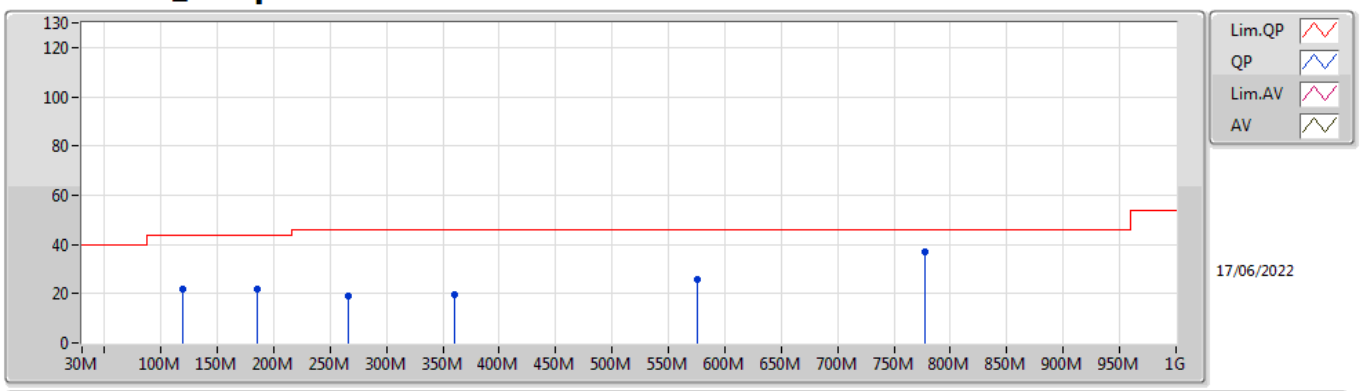

Type	Freq	Level	Limit	Margin	Factor	Dist	Condition	Azimuth	Height	Comment	Raw	AF	CL	PA
	(Hz)	(dBuV/m)	(dBuV/m)	(dB)	(dB)	(m)		(°)	(m)		(dBuV)	(dB)	(dB)	(dB)
PK	119.24M	21.59	43.50	-21.91	-18.82	3	Vertical	360	1.00	-	40.41	16.69	1.11	36.62
PK	185.2M	21.92	43.50	-21.58	-20.97	3	Vertical	360	1.00	-	42.89	14.09	1.37	36.43
PK	266.68M	19.17	46.00	-26.83	-15.98	3	Vertical	360	1.00	-	35.15	18.89	1.59	36.46
PK	359.8M	19.65	46.00	-26.35	-14.71	3	Vertical	360	1.00	-	34.36	19.91	1.91	36.53
PK	575.14M	25.57	46.00	-20.43	-9.53	3	Vertical	360	1.00	-	35.10	24.98	2.60	37.11
PK	776.9M	37.05	46.00	-8.95	-7.11	3	Vertical	360	1.00	-	44.16	27.25	3.10	37.46

BT-LE(2Mbps)

2402MHz_Adapter

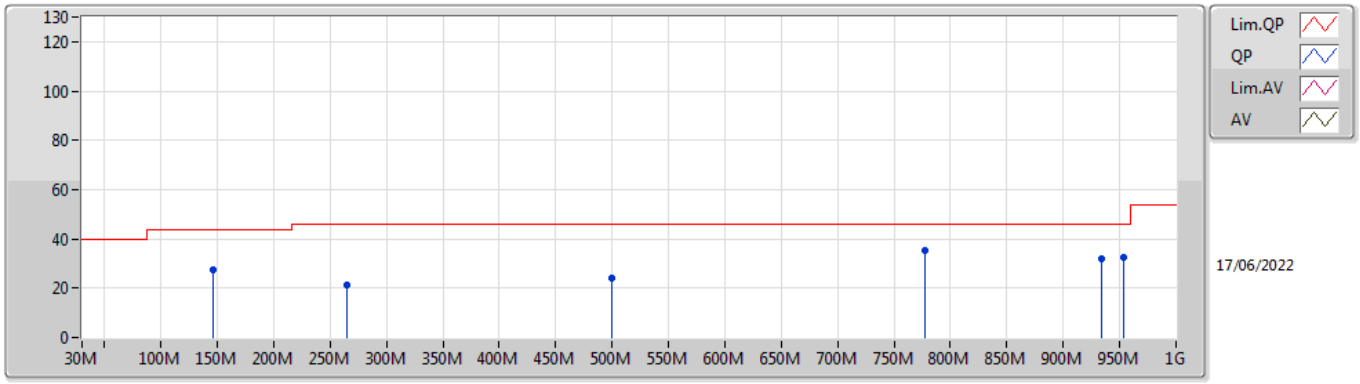

Type	Freq	Level	Limit	Margin	Factor	Dist	Condition	Azimuth	Height	Comment	Raw	AF	CL	PA
	(Hz)	(dBuV/m)	(dBuV/m)	(dB)	(dB)	(m)		(°)	(m)		(dBuV)	(dB)	(dB)	(dB)
PK	146.4M	27.67	43.50	-15.83	-18.68	3	Horizontal	0	1.00	-	46.35	16.43	1.33	36.44
PK	264.74M	21.48	46.00	-24.52	-15.67	3	Horizontal	0	1.00	-	37.15	19.21	1.58	36.46
PK	499.48M	23.86	46.00	-22.14	-11.53	3	Horizontal	0	1.00	-	35.39	23.11	2.34	36.98
PK	776.9M	35.58	46.00	-10.42	-7.11	3	Horizontal	0	1.00	-	42.69	27.25	3.10	37.46
PK	934.04M	32.06	46.00	-13.94	-4.80	3	Horizontal	0	1.00	-	36.86	29.29	3.34	37.43
PK	953.44M	32.49	46.00	-13.51	-3.90	3	Horizontal	0	1.00	-	36.39	30.07	3.37	37.34

BT-LE(2Mbps)

2402MHz_USB

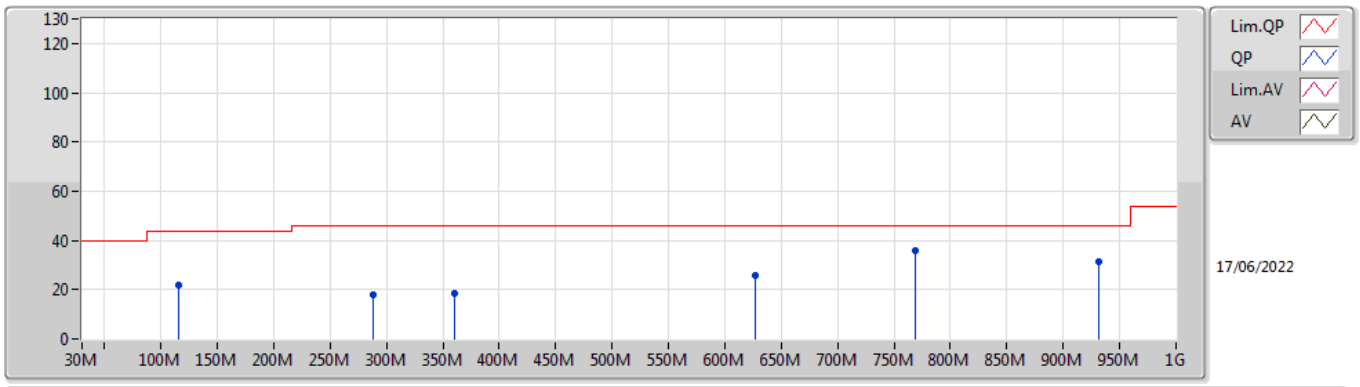

Type	Freq	Level	Limit	Margin	Factor	Dist	Condition	Azimuth	Height	Comment	Raw	AF	CL	PA
	(Hz)	(dBuV/m)	(dBuV/m)	(dB)	(dB)	(m)		(°)	(m)		(dBuV)	(dB)	(dB)	(dB)
PK	115.36M	21.60	43.50	-21.90	-19.05	3	Vertical	0	1.00	-	40.65	16.49	1.08	36.62
PK	288.02M	17.98	46.00	-28.02	-16.56	3	Vertical	0	1.00	-	34.54	18.20	1.67	36.43
PK	359.8M	18.71	46.00	-27.29	-14.71	3	Vertical	0	1.00	-	33.42	19.91	1.91	36.53
PK	627.52M	25.69	46.00	-20.31	-8.77	3	Vertical	0	1.00	-	34.46	25.58	2.78	37.13
PK	769.14M	36.03	46.00	-9.97	-7.06	3	Vertical	0	1.00	-	43.09	27.30	3.09	37.45
PK	932.1M	31.62	46.00	-14.38	-4.90	3	Vertical	0	1.00	-	36.52	29.20	3.34	37.44

BT-LE(2Mbps)

2402MHz_USB

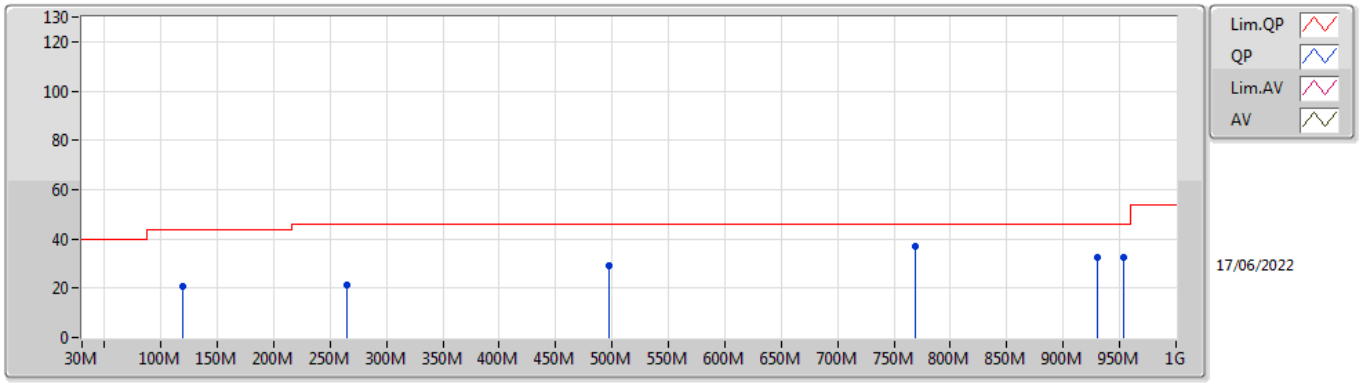

Type	Freq	Level	Limit	Margin	Factor	Dist	Condition	Azimuth	Height	Comment	Raw	AF	CL	PA
	(Hz)	(dBuV/m)	(dBuV/m)	(dB)	(dB)	(m)		(°)	(m)		(dBuV)	(dB)	(dB)	(dB)
PK	119.24M	20.90	43.50	-22.60	-18.82	3	Horizontal	360	1.00	-	39.72	16.69	1.11	36.62
PK	264.74M	21.53	46.00	-24.47	-15.67	3	Horizontal	360	1.00	-	37.20	19.21	1.58	36.46
PK	497.54M	29.12	46.00	-16.88	-11.54	3	Horizontal	360	1.00	-	40.66	23.09	2.33	36.96
PK	769.14M	37.17	46.00	-8.83	-7.06	3	Horizontal	360	1.00	-	44.23	27.30	3.09	37.45
PK	930.16M	32.54	46.00	-13.46	-5.00	3	Horizontal	360	1.00	-	37.54	29.11	3.34	37.45
PK	953.44M	32.67	46.00	-13.33	-3.90	3	Horizontal	360	1.00	-	36.57	30.07	3.37	37.34

BT-LE(2Mbps)

2440MHz_Adapter

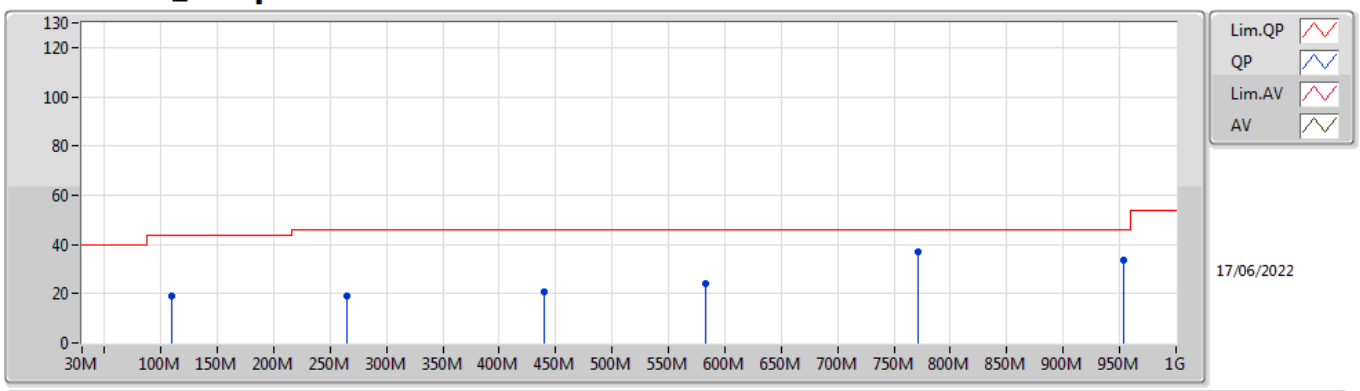

Type	Freq	Level	Limit	Margin	Factor	Dist	Condition	Azimuth	Height	Comment	Raw	AF	CL	PA
	(Hz)	(dBuV/m)	(dBuV/m)	(dB)	(dB)	(m)		(°)	(m)		(dBuV)	(dB)	(dB)	(dB)
PK	109.54M	19.02	43.50	-24.48	-19.48	3	Vertical	360	1.00	-	38.50	16.11	1.04	36.63
PK	264.74M	19.05	46.00	-26.95	-15.67	3	Vertical	360	1.00	-	34.72	19.21	1.58	36.46
PK	439.34M	20.53	46.00	-25.47	-12.33	3	Vertical	360	1.00	-	32.86	22.15	2.14	36.62
PK	582.9M	24.29	46.00	-21.71	-9.61	3	Vertical	360	1.00	-	33.90	24.87	2.62	37.10
PK	771.08M	36.71	46.00	-9.29	-7.06	3	Vertical	360	1.00	-	43.77	27.29	3.10	37.45
PK	953.44M	33.67	46.00	-12.33	-3.90	3	Vertical	360	1.00	-	37.57	30.07	3.37	37.34

BT-LE(2Mbps)

2440MHz_Adapter

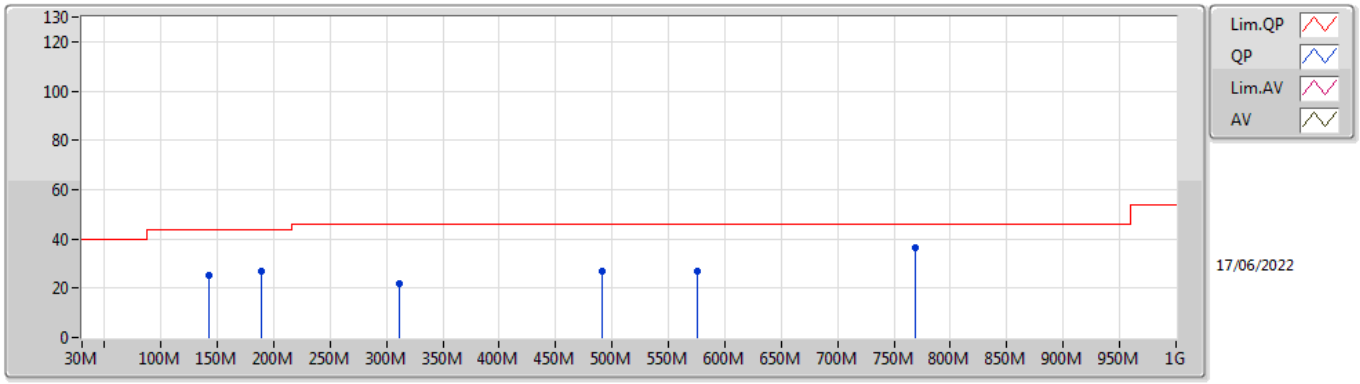

Type	Freq	Level	Limit	Margin	Factor	Dist	Condition	Azimuth	Height	Comment	Raw	AF	CL	PA
	(Hz)	(dBuV/m)	(dBuV/m)	(dB)	(dB)	(m)		(°)	(m)		(dBuV)	(dB)	(dB)	(dB)
PK	142.52M	25.26	43.50	-18.24	-18.53	3	Horizontal	0	1.00	-	43.79	16.58	1.33	36.44
PK	189.08M	26.70	43.50	-16.80	-20.97	3	Horizontal	0	1.00	-	47.67	14.04	1.37	36.38
PK	311.3M	21.92	46.00	-24.08	-16.25	3	Horizontal	0	1.00	-	38.17	18.44	1.75	36.44
PK	491.72M	27.09	46.00	-18.91	-11.60	3	Horizontal	0	1.00	-	38.69	23.02	2.31	36.93
PK	575.14M	26.96	46.00	-19.04	-9.53	3	Horizontal	0	1.00	-	36.49	24.98	2.60	37.11
PK	769.14M	36.36	46.00	-9.64	-7.06	3	Horizontal	0	1.00	-	43.42	27.30	3.09	37.45

BT-LE(2Mbps)

2440MHz_USB

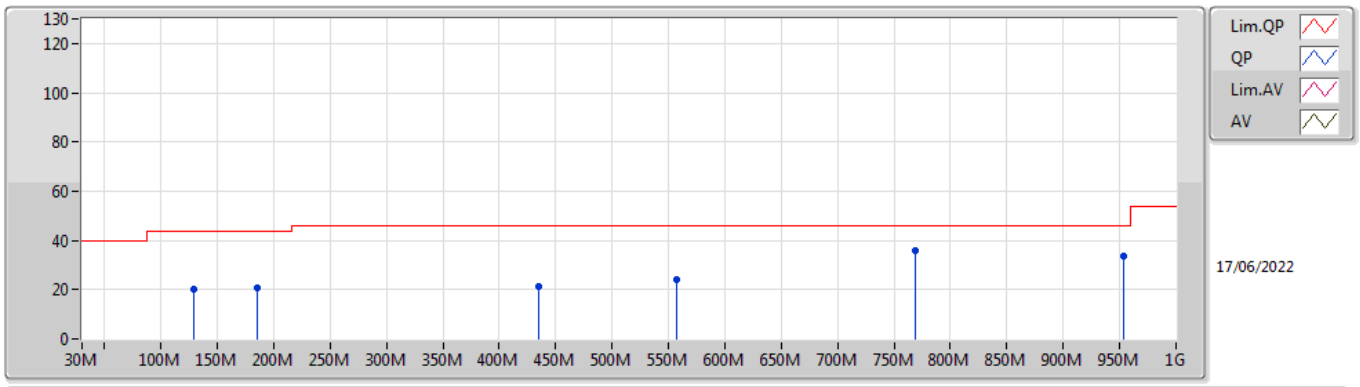

Type	Freq	Level	Limit	Margin	Factor	Dist	Condition	Azimuth	Height	Comment	Raw	AF	CL	PA
	(Hz)	(dBuV/m)	(dBuV/m)	(dB)	(dB)	(m)		(°)	(m)		(dBuV)	(dB)	(dB)	(dB)
PK	128.94M	20.09	43.50	-23.41	-18.48	3	Vertical	0	1.00	-	38.57	16.85	1.21	36.54
PK	185.2M	20.68	43.50	-22.82	-20.97	3	Vertical	0	1.00	-	41.65	14.09	1.37	36.43
PK	435.46M	21.21	46.00	-24.79	-12.32	3	Vertical	0	1.00	-	33.53	22.16	2.13	36.61
PK	557.68M	24.12	46.00	-21.88	-9.29	3	Vertical	0	1.00	-	33.41	25.28	2.55	37.12
PK	769.14M	35.70	46.00	-10.30	-7.06	3	Vertical	0	1.00	-	42.76	27.30	3.09	37.45
PK	953.44M	33.85	46.00	-12.15	-3.90	3	Vertical	0	1.00	-	37.75	30.07	3.37	37.34

BT-LE(2Mbps)

2440MHz_USB

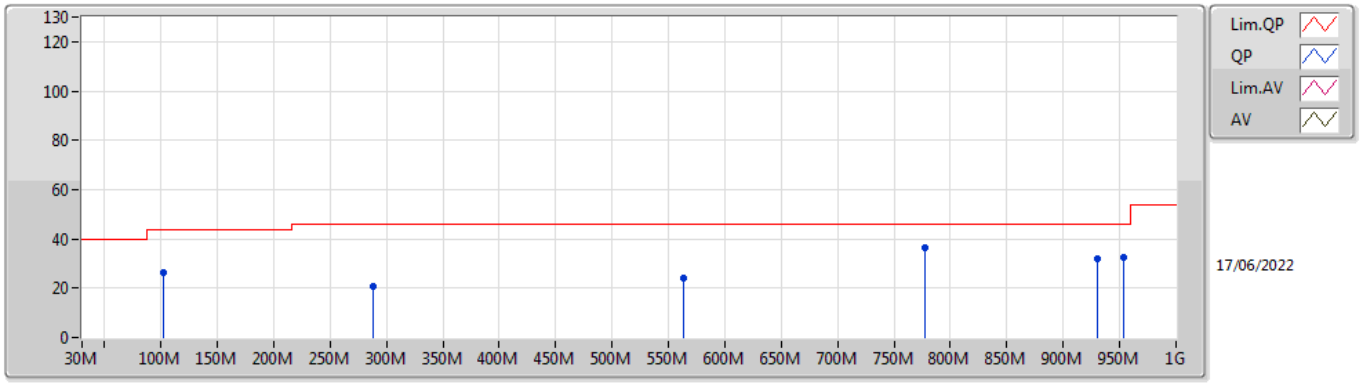

Type	Freq	Level	Limit	Margin	Factor	Dist	Condition	Azimuth	Height	Comment	Raw	AF	CL	PA
	(Hz)	(dBuV/m)	(dBuV/m)	(dB)	(dB)	(m)		(°)	(m)		(dBuV)	(dB)	(dB)	(dB)
PK	101.78M	26.07	43.50	-17.43	-20.16	3	Horizontal	360	1.00	-	46.23	15.51	0.97	36.64
PK	288.02M	20.89	46.00	-25.11	-16.56	3	Horizontal	360	1.00	-	37.45	18.20	1.67	36.43
PK	563.5M	23.99	46.00	-22.01	-9.24	3	Horizontal	360	1.00	-	33.23	25.31	2.57	37.12
PK	776.9M	36.62	46.00	-9.38	-7.11	3	Horizontal	360	1.00	-	43.73	27.25	3.10	37.46
PK	930.16M	31.85	46.00	-14.15	-5.00	3	Horizontal	360	1.00	-	36.85	29.11	3.34	37.45
PK	953.44M	32.56	46.00	-13.44	-3.90	3	Horizontal	360	1.00	-	36.46	30.07	3.37	37.34

BT-LE(2Mbps)

2480MHz_Adapter

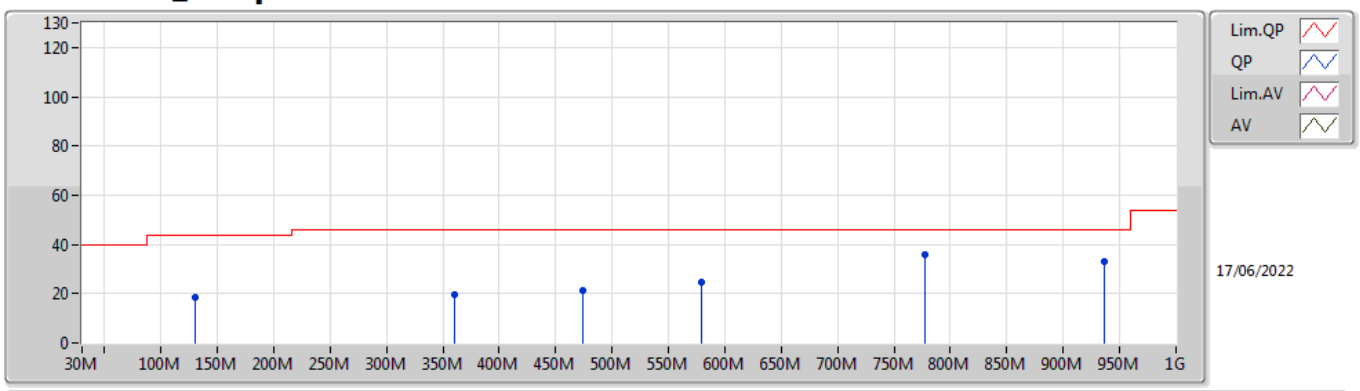

Type	Freq	Level	Limit	Margin	Factor	Dist	Condition	Azimuth	Height	Comment	Raw	AF	CL	PA
	(Hz)	(dBuV/m)	(dBuV/m)	(dB)	(dB)	(m)		(°)	(m)		(dBuV)	(dB)	(dB)	(dB)
PK	130.88M	18.69	43.50	-24.81	-18.46	3	Vertical	360	1.00	-	37.15	16.84	1.23	36.53
PK	359.8M	19.57	46.00	-26.43	-14.71	3	Vertical	360	1.00	-	34.28	19.91	1.91	36.53
PK	474.26M	21.46	46.00	-24.54	-11.79	3	Vertical	360	1.00	-	33.25	22.76	2.26	36.81
PK	579.02M	24.66	46.00	-21.34	-9.57	3	Vertical	360	1.00	-	34.23	24.93	2.61	37.11
PK	776.9M	35.69	46.00	-10.31	-7.11	3	Vertical	360	1.00	-	42.80	27.25	3.10	37.46
PK	935.98M	32.98	46.00	-13.02	-4.69	3	Vertical	360	1.00	-	37.67	29.38	3.35	37.42

BT-LE(2Mbps)

2480MHz_Adapter

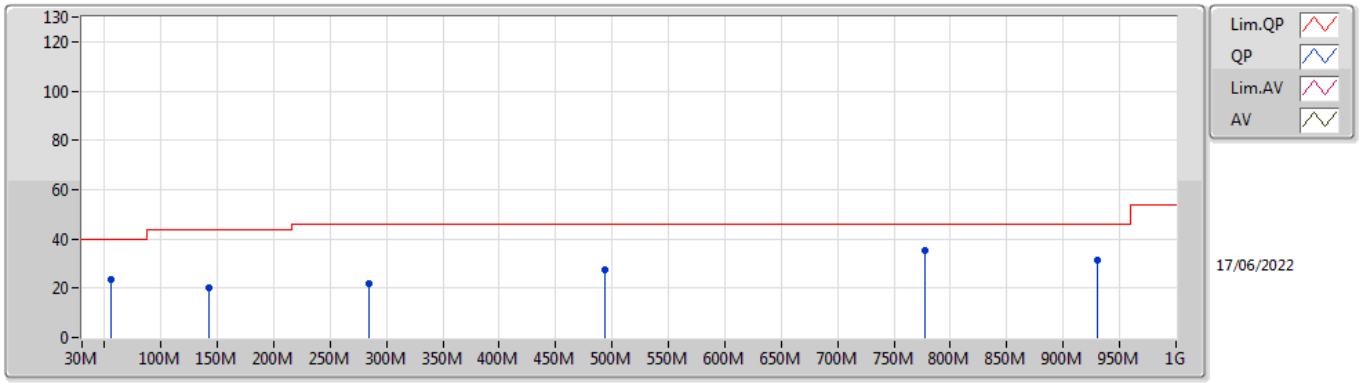

Type	Freq	Level	Limit	Margin	Factor	Dist	Condition	Azimuth	Height	Comment	Raw	AF	CL	PA
	(Hz)	(dBuV/m)	(dBuV/m)	(dB)	(dB)	(m)		(°)	(m)		(dBuV)	(dB)	(dB)	(dB)
PK	55.22M	23.40	40.00	-16.60	-24.79	3	Horizontal	0	1.00	-	48.19	11.63	0.68	37.10
PK	142.52M	20.15	43.50	-23.35	-18.53	3	Horizontal	0	1.00	-	38.68	16.58	1.33	36.44
PK	284.14M	21.59	46.00	-24.41	-16.70	3	Horizontal	0	1.00	-	38.29	18.08	1.65	36.43
PK	493.66M	27.39	46.00	-18.61	-11.58	3	Horizontal	0	1.00	-	38.97	23.04	2.32	36.94
PK	776.9M	35.46	46.00	-10.54	-7.11	3	Horizontal	0	1.00	-	42.57	27.25	3.10	37.46
PK	930.16M	31.50	46.00	-14.50	-5.00	3	Horizontal	0	1.00	-	36.50	29.11	3.34	37.45

BT-LE(2Mbps)

2480MHz_USB

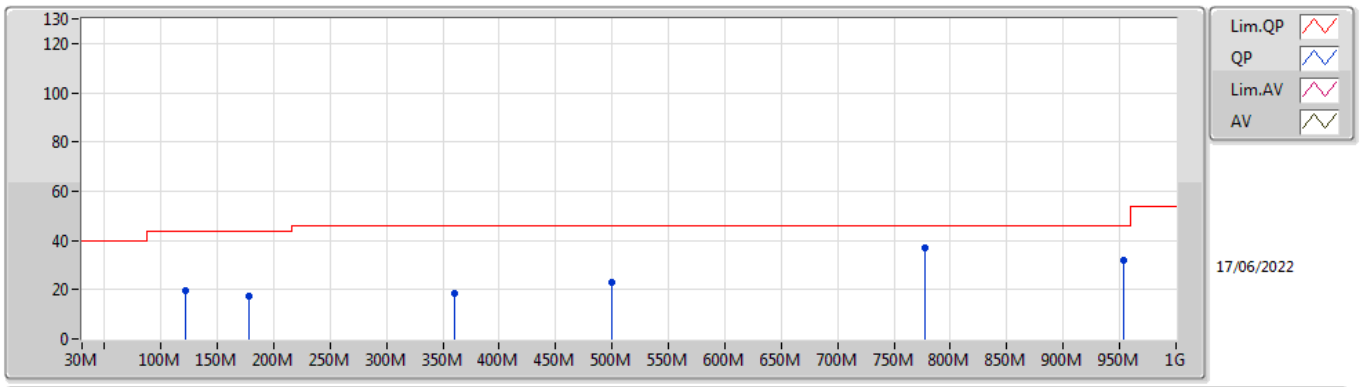

Type	Freq	Level	Limit	Margin	Factor	Dist	Condition	Azimuth	Height	Comment	Raw	AF	CL	PA
	(Hz)	(dBuV/m)	(dBuV/m)	(dB)	(dB)	(m)		(°)	(m)		(dBuV)	(dB)	(dB)	(dB)
PK	121.18M	19.76	43.50	-23.74	-18.74	3	Vertical	0	1.00	-	38.50	16.74	1.13	36.61
PK	177.44M	17.16	43.50	-26.34	-20.70	3	Vertical	0	1.00	-	37.86	14.41	1.36	36.47
PK	359.8M	18.63	46.00	-27.37	-14.71	3	Vertical	0	1.00	-	33.34	19.91	1.91	36.53
PK	499.48M	23.03	46.00	-22.97	-11.53	3	Vertical	0	1.00	-	34.56	23.11	2.34	36.98
PK	776.9M	36.86	46.00	-9.14	-7.11	3	Vertical	0	1.00	-	43.97	27.25	3.10	37.46
PK	953.44M	32.16	46.00	-13.84	-3.90	3	Vertical	0	1.00	-	36.06	30.07	3.37	37.34

BT-LE(2Mbps)

2480MHz_USB

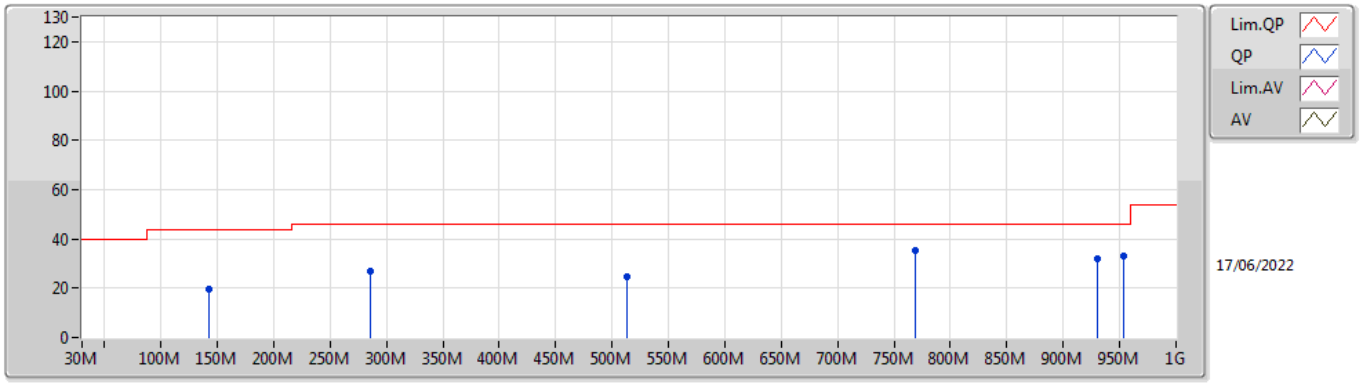

Type	Freq	Level	Limit	Margin	Factor	Dist	Condition	Azimuth	Height	Comment	Raw	AF	CL	PA
	(Hz)	(dBuV/m)	(dBuV/m)	(dB)	(dB)	(m)		(°)	(m)		(dBuV)	(dB)	(dB)	(dB)
PK	142.52M	19.40	43.50	-24.10	-18.53	3	Horizontal	360	1.00	-	37.93	16.58	1.33	36.44
PK	286.08M	26.78	46.00	-19.22	-16.63	3	Horizontal	360	1.00	-	43.41	18.14	1.66	36.43
PK	513.06M	24.43	46.00	-21.57	-11.49	3	Horizontal	360	1.00	-	35.92	23.14	2.39	37.02
PK	769.14M	35.30	46.00	-10.70	-7.06	3	Horizontal	360	1.00	-	42.36	27.30	3.09	37.45
PK	930.16M	32.18	46.00	-13.82	-5.00	3	Horizontal	360	1.00	-	37.18	29.11	3.34	37.45
PK	953.44M	32.80	46.00	-13.20	-3.90	3	Horizontal	360	1.00	-	36.70	30.07	3.37	37.34

Summary

Mode	Result	Type	Freq (Hz)	Level (dBuV/m)	Limit (dBuV/m)	Margin (dB)	Dist (m)	Condition	Azimuth (°)	Height (m)	Comments
2.4-2.4835GHz	-	-	-	-	-	-	-	-	-	-	-
BT-BR(1Mbps)	Pass	PK	2.4958G	57.89	74.00	-16.11	3	Vertical	53	1.45	-
BT-EDR(3Mbps)	Pass	PK	2.495G	58.76	74.00	-15.24	3	Horizontal	78	1.00	-

Result

Mode	Result	Type	Freq (Hz)	Level (dBuV/m)	Limit (dBuV/m)	Margin (dB)	Dist (m)	Condition	Azimuth (°)	Height (m)	Comments
BT-BR(1Mbps)	-	-	-	-	-	-	-	-	-	-	-
2402MHz	Pass	AV	2.374G	34.39	54.00	-19.61	3	Vertical	41	1.28	-
2402MHz	Pass	AV	2.4022G	81.68	Inf	-Inf	3	Vertical	41	1.28	-
2402MHz	Pass	PK	2.374G	56.89	74.00	-17.11	3	Vertical	41	1.28	-
2402MHz	Pass	PK	2.4022G	104.18	Inf	-Inf	3	Vertical	41	1.28	-
2402MHz	Pass	AV	2.3872G	34.32	54.00	-19.68	3	Horizontal	80	1.42	-
2402MHz	Pass	AV	2.4022G	81.41	Inf	-Inf	3	Horizontal	80	1.42	-
2402MHz	Pass	PK	2.3872G	56.82	74.00	-17.18	3	Horizontal	80	1.42	-
2402MHz	Pass	PK	2.4022G	103.91	Inf	-Inf	3	Horizontal	80	1.42	-
2402MHz	Pass	AV	4.80153G	24.10	54.00	-29.90	3	Vertical	196	1.50	-
2402MHz	Pass	PK	4.80153G	46.60	74.00	-27.40	3	Vertical	196	1.50	-
2402MHz	Pass	AV	4.80153G	24.43	54.00	-29.57	3	Horizontal	91	1.59	-
2402MHz	Pass	PK	4.80153G	46.93	74.00	-27.07	3	Horizontal	91	1.59	-
2440MHz	Pass	AV	2.3476G	34.57	54.00	-19.43	3	Vertical	47	1.40	-
2440MHz	Pass	AV	2.44G	82.93	Inf	-Inf	3	Vertical	47	1.40	-
2440MHz	Pass	AV	2.4952G	34.82	54.00	-19.18	3	Vertical	47	1.40	-
2440MHz	Pass	PK	2.3476G	57.07	74.00	-16.93	3	Vertical	47	1.40	-
2440MHz	Pass	PK	2.44G	105.43	Inf	-Inf	3	Vertical	47	1.40	-
2440MHz	Pass	PK	2.4952G	57.32	74.00	-16.68	3	Vertical	47	1.40	-
2440MHz	Pass	AV	2.3512G	35.10	54.00	-18.90	3	Horizontal	78	1.15	-
2440MHz	Pass	AV	2.44G	83.50	Inf	-Inf	3	Horizontal	78	1.15	-
2440MHz	Pass	AV	2.4976G	35.17	54.00	-18.83	3	Horizontal	78	1.15	-
2440MHz	Pass	PK	2.3512G	57.60	74.00	-16.40	3	Horizontal	78	1.15	-
2440MHz	Pass	PK	2.44G	106.00	Inf	-Inf	3	Horizontal	78	1.15	-
2440MHz	Pass	PK	2.4976G	57.67	74.00	-16.33	3	Horizontal	78	1.15	-
2440MHz	Pass	AV	7.31853G	28.59	54.00	-25.41	3	Vertical	303	1.50	-
2440MHz	Pass	PK	7.31853G	51.09	74.00	-22.91	3	Vertical	303	1.50	-
2440MHz	Pass	AV	7.31754G	28.45	54.00	-25.55	3	Horizontal	168	2.38	-
2440MHz	Pass	PK	7.31754G	50.95	74.00	-23.05	3	Horizontal	168	2.38	-
2480MHz	Pass	AV	2.48G	81.44	Inf	-Inf	3	Vertical	53	1.45	-
2480MHz	Pass	AV	2.4958G	35.39	54.00	-18.61	3	Vertical	53	1.45	-
2480MHz	Pass	PK	2.48G	103.94	Inf	-Inf	3	Vertical	53	1.45	-
2480MHz	Pass	PK	2.4958G	57.89	74.00	-16.11	3	Vertical	53	1.45	-
2480MHz	Pass	AV	2.4798G	82.99	Inf	-Inf	3	Horizontal	76	1.00	-
2480MHz	Pass	AV	2.4988G	35.14	54.00	-18.86	3	Horizontal	76	1.00	-
2480MHz	Pass	PK	2.4798G	105.49	Inf	-Inf	3	Horizontal	76	1.00	-
2480MHz	Pass	PK	2.4988G	57.64	74.00	-16.36	3	Horizontal	76	1.00	-
2480MHz	Pass	AV	4.96221G	24.26	54.00	-29.74	3	Vertical	213	1.50	-
2480MHz	Pass	PK	4.96221G	46.76	74.00	-27.24	3	Vertical	213	1.50	-
2480MHz	Pass	AV	4.96011G	25.51	54.00	-28.49	3	Horizontal	296	1.00	-
2480MHz	Pass	PK	4.96011G	48.01	74.00	-25.99	3	Horizontal	296	1.00	-
BT-EDR(3Mbps)	-	-	-	-	-	-	-	-	-	-	-
2402MHz	Pass	AV	2.3596G	34.46	54.00	-19.54	3	Vertical	42	1.29	-
2402MHz	Pass	AV	2.402G	83.03	Inf	-Inf	3	Vertical	42	1.29	-
2402MHz	Pass	PK	2.3596G	56.96	74.00	-17.04	3	Vertical	42	1.29	-
2402MHz	Pass	PK	2.402G	105.53	Inf	-Inf	3	Vertical	42	1.29	-
2402MHz	Pass	AV	2.3862G	34.35	54.00	-19.65	3	Horizontal	80	1.42	-
2402MHz	Pass	AV	2.402G	82.93	Inf	-Inf	3	Horizontal	80	1.42	-
2402MHz	Pass	PK	2.3862G	56.85	74.00	-17.15	3	Horizontal	80	1.42	-
2402MHz	Pass	PK	2.402G	105.43	Inf	-Inf	3	Horizontal	80	1.42	-
2402MHz	Pass	AV	4.80281G	24.14	54.00	-29.86	3	Vertical	271	2.84	-
2402MHz	Pass	PK	4.80281G	46.64	74.00	-27.36	3	Vertical	271	2.84	-
2402MHz	Pass	AV	4.80237G	24.69	54.00	-29.31	3	Horizontal	157	1.66	-
2402MHz	Pass	PK	4.80237G	47.19	74.00	-26.81	3	Horizontal	157	1.66	-
2440MHz	Pass	AV	2.3744G	34.01	54.00	-19.99	3	Vertical	50	1.43	-
2440MHz	Pass	AV	2.44G	84.20	Inf	-Inf	3	Vertical	50	1.43	-
2440MHz	Pass	AV	2.4892G	35.23	54.00	-18.77	3	Vertical	50	1.43	-
2440MHz	Pass	PK	2.3744G	56.51	74.00	-17.49	3	Vertical	50	1.43	-
2440MHz	Pass	PK	2.44G	106.70	Inf	-Inf	3	Vertical	50	1.43	-
2440MHz	Pass	PK	2.4892G	57.73	74.00	-16.27	3	Vertical	50	1.43	-
2440MHz	Pass	AV	2.3644G	34.88	54.00	-19.12	3	Horizontal	80	1.15	-

Mode	Result	Type	Freq (Hz)	Level (dBuV/m)	Limit (dBuV/m)	Margin (dB)	Dist (m)	Condition	Azimuth (°)	Height (m)	Comments
2440MHz	Pass	AV	2.44G	84.91	Inf	-Inf	3	Horizontal	80	1.15	-
2440MHz	Pass	AV	2.4864G	35.46	54.00	-18.54	3	Horizontal	80	1.15	-
2440MHz	Pass	PK	2.3644G	57.38	74.00	-16.62	3	Horizontal	80	1.15	-
2440MHz	Pass	PK	2.44G	107.41	Inf	-Inf	3	Horizontal	80	1.15	-
2440MHz	Pass	PK	2.4864G	57.96	74.00	-16.04	3	Horizontal	80	1.15	-
2440MHz	Pass	AV	4.87935G	23.65	54.00	-30.35	3	Vertical	134	2.46	-
2440MHz	Pass	PK	4.87935G	46.15	74.00	-27.85	3	Vertical	134	2.46	-
2440MHz	Pass	AV	4.88034G	24.14	54.00	-29.86	3	Horizontal	154	1.25	-
2440MHz	Pass	PK	4.88034G	46.64	74.00	-27.36	3	Horizontal	154	1.25	-
2480MHz	Pass	AV	2.48G	83.01	Inf	-Inf	3	Vertical	53	1.45	-
2480MHz	Pass	AV	2.488G	35.47	54.00	-18.53	3	Vertical	53	1.45	-
2480MHz	Pass	PK	2.48G	105.51	Inf	-Inf	3	Vertical	53	1.45	-
2480MHz	Pass	PK	2.488G	57.97	74.00	-16.03	3	Vertical	53	1.45	-
2480MHz	Pass	AV	2.48G	84.52	Inf	-Inf	3	Horizontal	78	1.00	-
2480MHz	Pass	AV	2.495G	36.26	54.00	-17.74	3	Horizontal	78	1.00	-
2480MHz	Pass	PK	2.48G	107.02	Inf	-Inf	3	Horizontal	78	1.00	-
2480MHz	Pass	PK	2.495G	58.76	74.00	-15.24	3	Horizontal	78	1.00	-
2480MHz	Pass	AV	4.96036G	24.32	54.00	-29.68	3	Vertical	271	2.62	-
2480MHz	Pass	PK	4.96036G	46.82	74.00	-27.18	3	Vertical	271	2.62	-
2480MHz	Pass	AV	4.95969G	25.71	54.00	-28.29	3	Horizontal	297	1.05	-
2480MHz	Pass	PK	4.95969G	48.21	74.00	-25.79	3	Horizontal	297	1.05	-

BT-BR(1Mbps)

2402MHz_TX

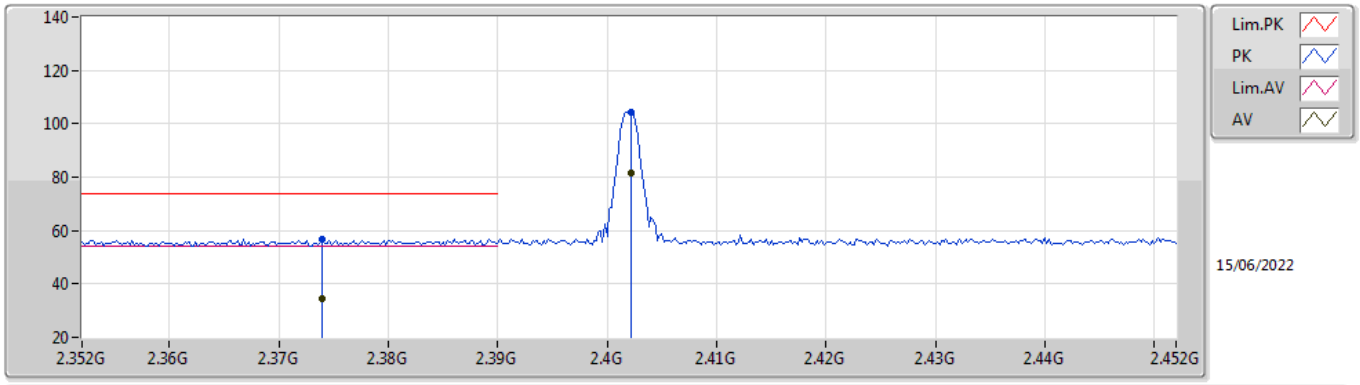

Type	Freq	Level	Limit	Margin	Factor	Dist	Condition	Azimuth	Height	Comment	Raw	AF	CL	PA
	(Hz)	(dBuV/m)	(dBuV/m)	(dB)	(dB)	(m)		(°)	(m)		(dBuV)	(dB)	(dB)	(dB)
AV	2.374G	34.39	54.00	-19.61	31.90	3	Vertical	41	1.28	-	2.49	27.34	4.56	-
AV	2.4022G	81.68	Inf	-Inf	32.08	3	Vertical	41	1.28	-	49.60	27.50	4.58	-
PK	2.374G	56.89	74.00	-17.11	31.90	3	Vertical	41	1.28	-	24.99	27.34	4.56	-
PK	2.4022G	104.18	Inf	-Inf	32.08	3	Vertical	41	1.28	-	72.10	27.50	4.58	-

BT-BR(1Mbps)

2402MHz_TX

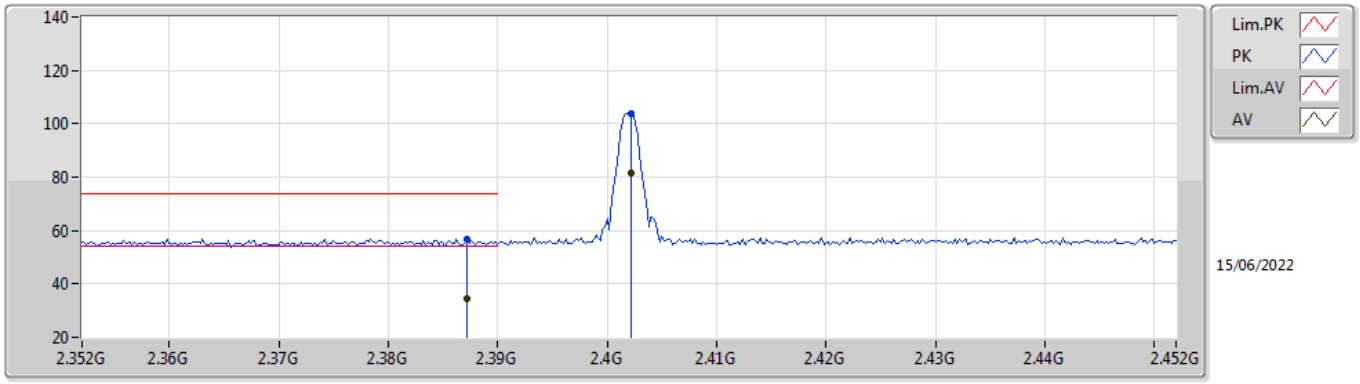

Type	Freq	Level	Limit	Margin	Factor	Dist	Condition	Azimuth	Height	Comment	Raw	AF	CL	PA
	(Hz)	(dBuV/m)	(dBuV/m)	(dB)	(dB)	(m)		(°)	(m)		(dBuV)	(dB)	(dB)	(dB)
AV	2.3872G	34.32	54.00	-19.68	31.99	3	Horizontal	80	1.42	-	2.33	27.42	4.57	-
AV	2.4022G	81.41	Inf	-Inf	32.08	3	Horizontal	80	1.42	-	49.33	27.50	4.58	-
PK	2.3872G	56.82	74.00	-17.18	31.99	3	Horizontal	80	1.42	-	24.83	27.42	4.57	-
PK	2.4022G	103.91	Inf	-Inf	32.08	3	Horizontal	80	1.42	-	71.83	27.50	4.58	-

BT-BR(1Mbps)

2402MHz_TX

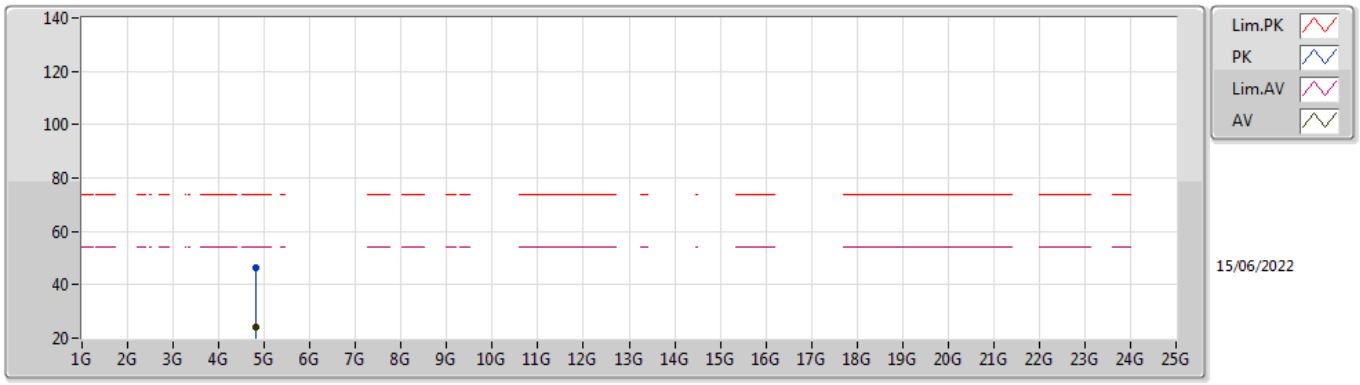

Type	Freq	Level	Limit	Margin	Factor	Dist	Condition	Azimuth	Height	Comment	Raw	AF	CL	PA
	(Hz)	(dBuV/m)	(dBuV/m)	(dB)	(dB)	(m)		(°)	(m)		(dBuV)	(dB)	(dB)	(dB)
AV	4.80153G	24.10	54.00	-29.90	4.16	3	Vertical	196	1.50	-	19.94	32.31	6.66	34.81
PK	4.80153G	46.60	74.00	-27.40	4.16	3	Vertical	196	1.50	-	42.44	32.31	6.66	34.81

BT-BR(1Mbps)

2402MHz_TX

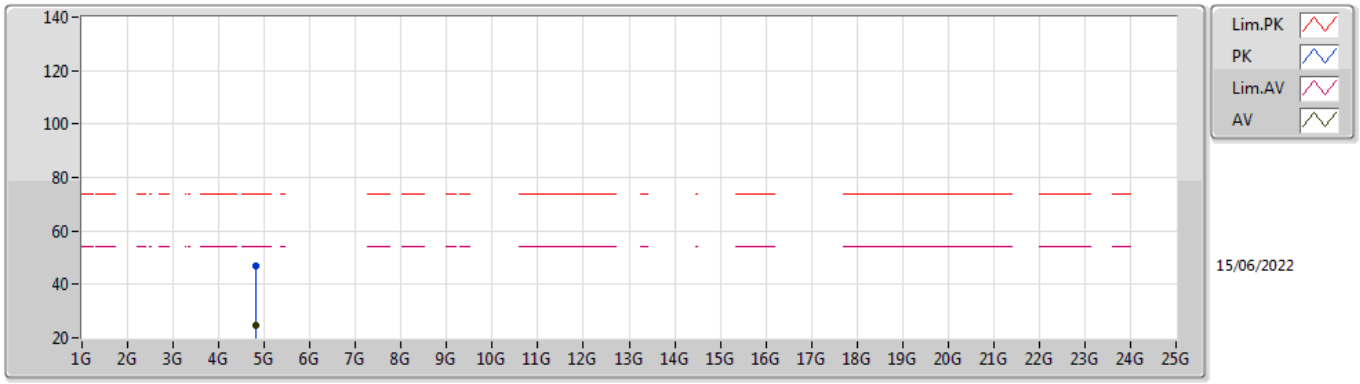

Type	Freq	Level	Limit	Margin	Factor	Dist	Condition	Azimuth	Height	Comment	Raw	AF	CL	PA
	(Hz)	(dBuV/m)	(dBuV/m)	(dB)	(dB)	(m)		(°)	(m)		(dBuV)	(dB)	(dB)	(dB)
AV	4.80153G	24.43	54.00	-29.57	4.16	3	Horizontal	91	1.59	-	20.27	32.31	6.66	34.81
PK	4.80153G	46.93	74.00	-27.07	4.16	3	Horizontal	91	1.59	-	42.77	32.31	6.66	34.81

BT-BR(1Mbps)

2440MHz_TX

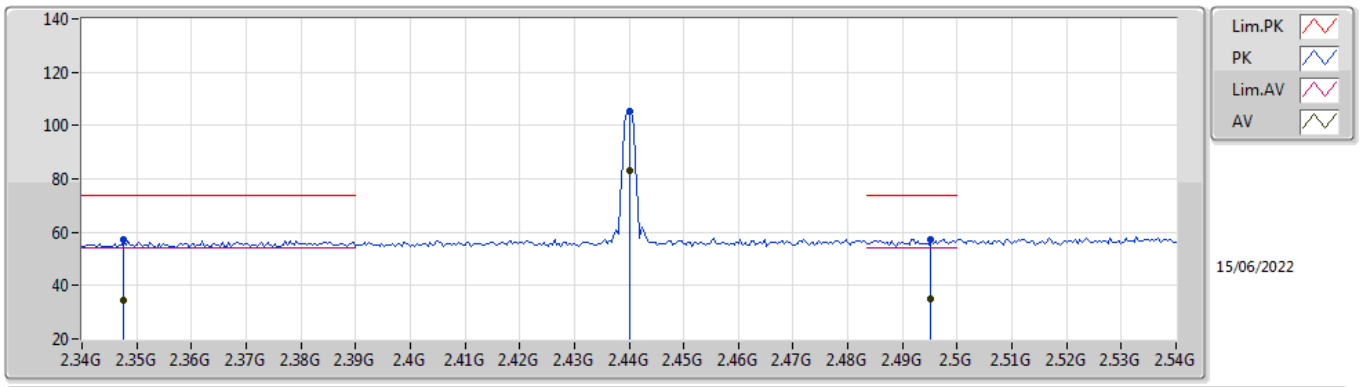

Type	Freq	Level	Limit	Margin	Factor	Dist	Condition	Azimuth	Height	Comment	Raw	AF	CL	PA
	(Hz)	(dBuV/m)	(dBuV/m)	(dB)	(dB)	(m)		(°)	(m)		(dBuV)	(dB)	(dB)	(dB)
AV	2.3476G	34.57	54.00	-19.43	31.72	3	Vertical	47	1.40	-	2.85	27.19	4.53	-
AV	2.44G	82.93	Inf	-Inf	32.18	3	Vertical	47	1.40	-	50.75	27.58	4.60	-
AV	2.4952G	34.82	54.00	-19.18	32.49	3	Vertical	47	1.40	-	2.33	27.87	4.62	-
PK	2.3476G	57.07	74.00	-16.93	31.72	3	Vertical	47	1.40	-	25.35	27.19	4.53	-
PK	2.44G	105.43	Inf	-Inf	32.18	3	Vertical	47	1.40	-	73.25	27.58	4.60	-
PK	2.4952G	57.32	74.00	-16.68	32.49	3	Vertical	47	1.40	-	24.83	27.87	4.62	-

BT-BR(1Mbps)

2440MHz_TX

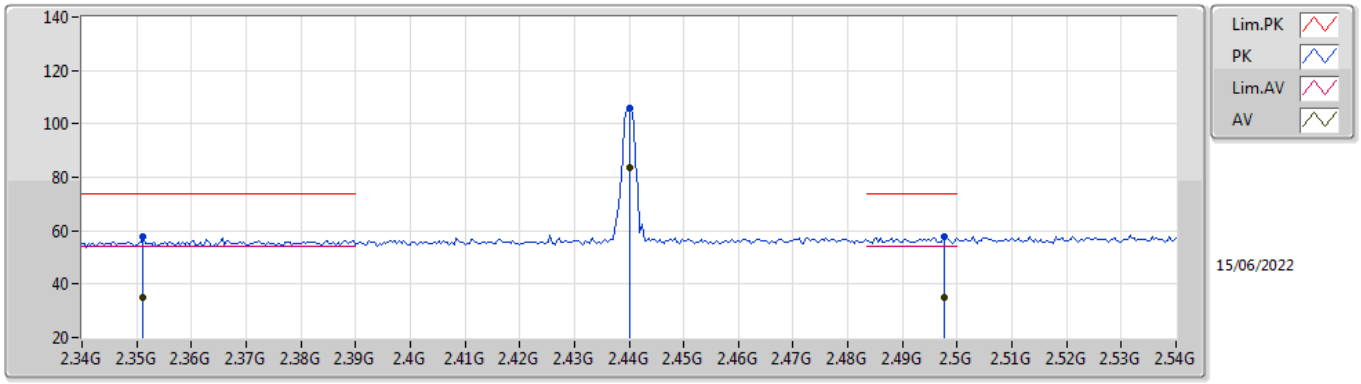

Type	Freq	Level	Limit	Margin	Factor	Dist	Condition	Azimuth	Height	Comment	Raw	AF	CL	PA
	(Hz)	(dBuV/m)	(dBuV/m)	(dB)	(dB)	(m)		(°)	(m)		(dBuV)	(dB)	(dB)	(dB)
AV	2.3512G	35.10	54.00	-18.90	31.74	3	Horizontal	78	1.15	-	3.36	27.21	4.53	-
AV	2.44G	83.50	Inf	-Inf	32.18	3	Horizontal	78	1.15	-	51.32	27.58	4.60	-
AV	2.4976G	35.17	54.00	-18.83	32.51	3	Horizontal	78	1.15	-	2.66	27.89	4.62	-
PK	2.3512G	57.60	74.00	-16.40	31.74	3	Horizontal	78	1.15	-	25.86	27.21	4.53	-
PK	2.44G	106.00	Inf	-Inf	32.18	3	Horizontal	78	1.15	-	73.82	27.58	4.60	-
PK	2.4976G	57.67	74.00	-16.33	32.51	3	Horizontal	78	1.15	-	25.16	27.89	4.62	-

BT-BR(1Mbps)

2440MHz_TX

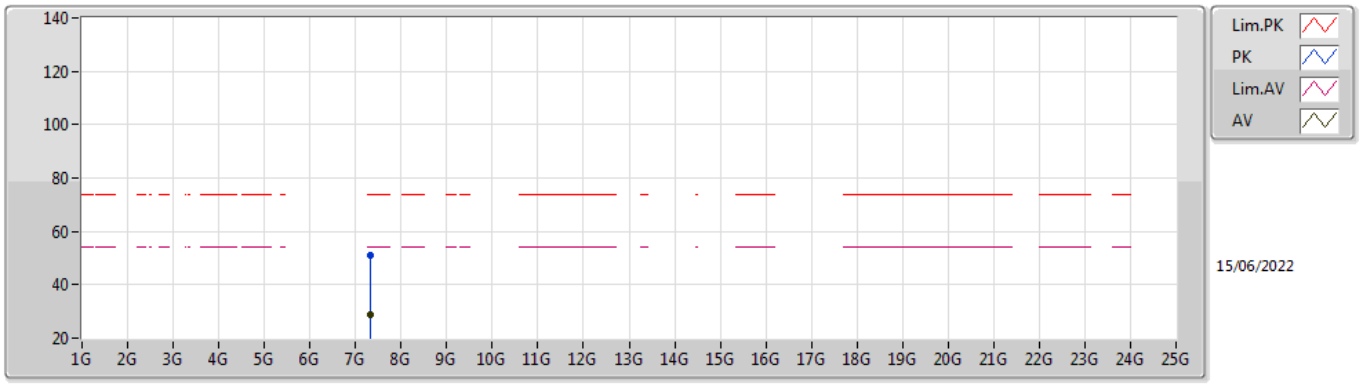

Type	Freq	Level	Limit	Margin	Factor	Dist	Condition	Azimuth	Height	Comment	Raw	AF	CL	PA
	(Hz)	(dBuV/m)	(dBuV/m)	(dB)	(dB)	(m)		(°)	(m)		(dBuV)	(dB)	(dB)	(dB)
AV	7.31853G	28.59	54.00	-25.41	9.74	3	Vertical	303	1.50	-	18.85	36.69	7.87	34.82
PK	7.31853G	51.09	74.00	-22.91	9.74	3	Vertical	303	1.50	-	41.35	36.69	7.87	34.82

BT-BR(1Mbps)

2440MHz_TX

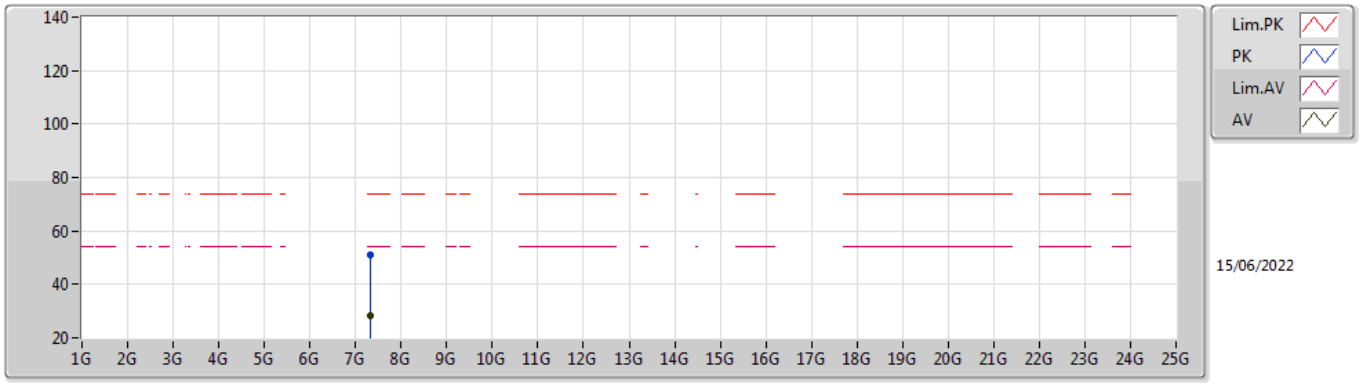

Type	Freq	Level	Limit	Margin	Factor	Dist	Condition	Azimuth	Height	Comment	Raw	AF	CL	PA
	(Hz)	(dBuV/m)	(dBuV/m)	(dB)	(dB)	(m)		(°)	(m)		(dBuV)	(dB)	(dB)	(dB)
AV	7.31754G	28.45	54.00	-25.55	9.74	3	Horizontal	168	2.38	-	18.71	36.69	7.87	34.82
PK	7.31754G	50.95	74.00	-23.05	9.74	3	Horizontal	168	2.38	-	41.21	36.69	7.87	34.82

BT-BR(1Mbps)

2480MHz_TX

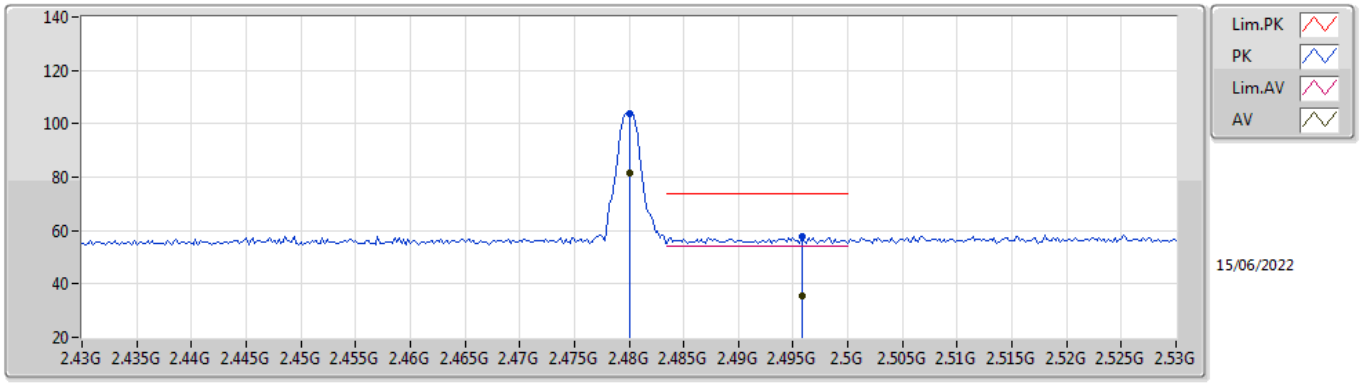

Type	Freq	Level	Limit	Margin	Factor	Dist	Condition	Azimuth	Height	Comment	Raw	AF	CL	PA
	(Hz)	(dBuV/m)	(dBuV/m)	(dB)	(dB)	(m)		(°)	(m)		(dBuV)	(dB)	(dB)	(dB)
AV	2.48G	81.44	Inf	-Inf	32.39	3	Vertical	53	1.45	-	49.05	27.78	4.61	-
AV	2.4958G	35.39	54.00	-18.61	32.49	3	Vertical	53	1.45	-	2.90	27.87	4.62	-
PK	2.48G	103.94	Inf	-Inf	32.39	3	Vertical	53	1.45	-	71.55	27.78	4.61	-
PK	2.4958G	57.89	74.00	-16.11	32.49	3	Vertical	53	1.45	-	25.40	27.87	4.62	-

BT-BR(1Mbps)

2480MHz_TX

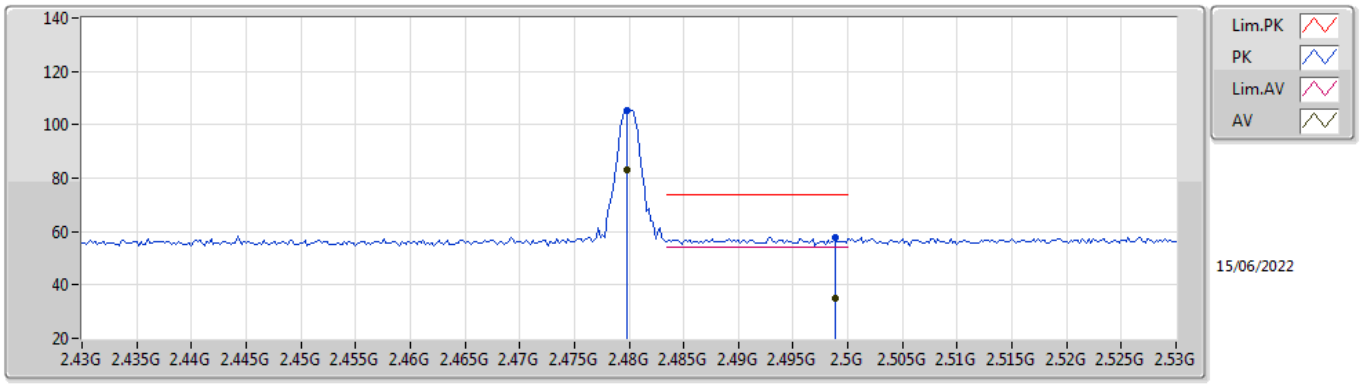

Type	Freq	Level	Limit	Margin	Factor	Dist	Condition	Azimuth	Height	Comment	Raw	AF	CL	PA
	(Hz)	(dBuV/m)	(dBuV/m)	(dB)	(dB)	(m)		(°)	(m)		(dBuV)	(dB)	(dB)	(dB)
AV	2.4798G	82.99	Inf	-Inf	32.39	3	Horizontal	76	1.00	-	50.60	27.78	4.61	-
AV	2.4988G	35.14	54.00	-18.86	32.51	3	Horizontal	76	1.00	-	2.63	27.89	4.62	-
PK	2.4798G	105.49	Inf	-Inf	32.39	3	Horizontal	76	1.00	-	73.10	27.78	4.61	-
PK	2.4988G	57.64	74.00	-16.36	32.51	3	Horizontal	76	1.00	-	25.13	27.89	4.62	-

BT-BR(1Mbps)

2480MHz_TX

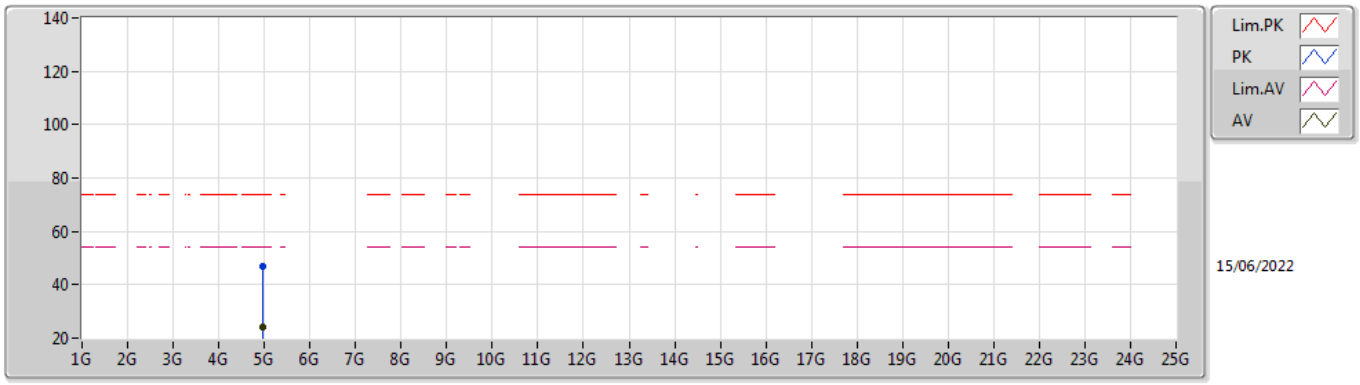

Type	Freq	Level	Limit	Margin	Factor	Dist	Condition	Azimuth	Height	Comment	Raw	AF	CL	PA
	(Hz)	(dBuV/m)	(dBuV/m)	(dB)	(dB)	(m)		(°)	(m)		(dBuV)	(dB)	(dB)	(dB)
AV	4.96221G	24.26	54.00	-29.74	5.03	3	Vertical	213	1.50	-	19.23	33.02	6.78	34.77
PK	4.96221G	46.76	74.00	-27.24	5.03	3	Vertical	213	1.50	-	41.73	33.02	6.78	34.77

BT-BR(1Mbps)

2480MHz_TX

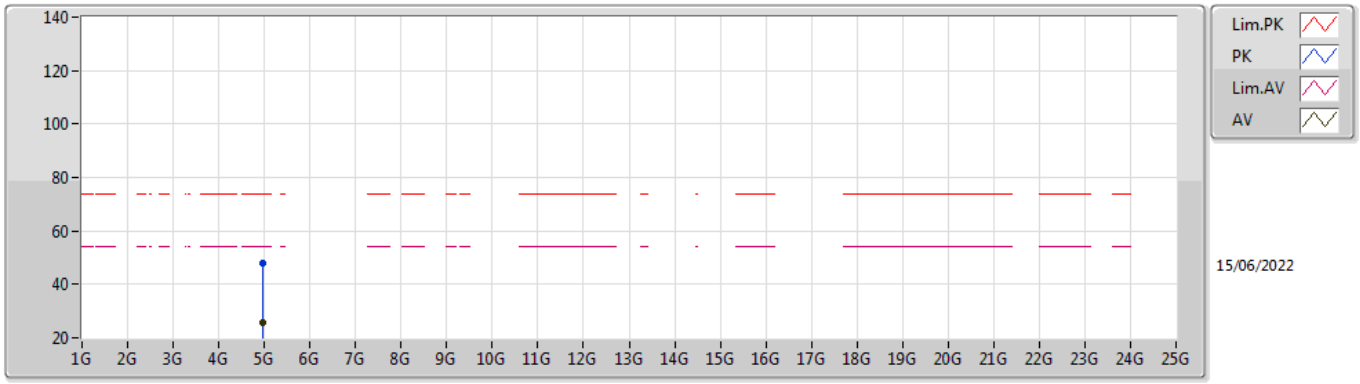

Type	Freq	Level	Limit	Margin	Factor	Dist	Condition	Azimuth	Height	Comment	Raw	AF	CL	PA
	(Hz)	(dBuV/m)	(dBuV/m)	(dB)	(dB)	(m)		(°)	(m)		(dBuV)	(dB)	(dB)	(dB)
AV	4.96011G	25.51	54.00	-28.49	5.03	3	Horizontal	296	1.00	-	20.48	33.02	6.78	34.77
PK	4.96011G	48.01	74.00	-25.99	5.03	3	Horizontal	296	1.00	-	42.98	33.02	6.78	34.77

BT-EDR(3Mbps)

2402MHz_TX

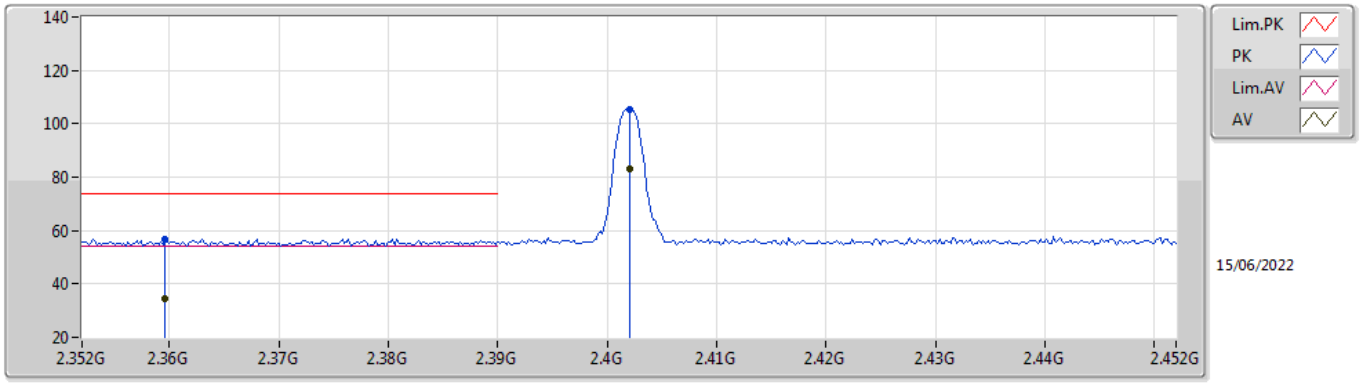

Type	Freq	Level	Limit	Margin	Factor	Dist	Condition	Azimuth	Height	Comment	Raw	AF	CL	PA
	(Hz)	(dBuV/m)	(dBuV/m)	(dB)	(dB)	(m)		(°)	(m)		(dBuV)	(dB)	(dB)	(dB)
AV	2.3596G	34.46	54.00	-19.54	31.80	3	Vertical	42	1.29	-	2.66	27.26	4.54	-
AV	2.402G	83.03	Inf	-Inf	32.08	3	Vertical	42	1.29	-	50.95	27.50	4.58	-
PK	2.3596G	56.96	74.00	-17.04	31.80	3	Vertical	42	1.29	-	25.16	27.26	4.54	-
PK	2.402G	105.53	Inf	-Inf	32.08	3	Vertical	42	1.29	-	73.45	27.50	4.58	-

BT-EDR(3Mbps)

2402MHz_TX

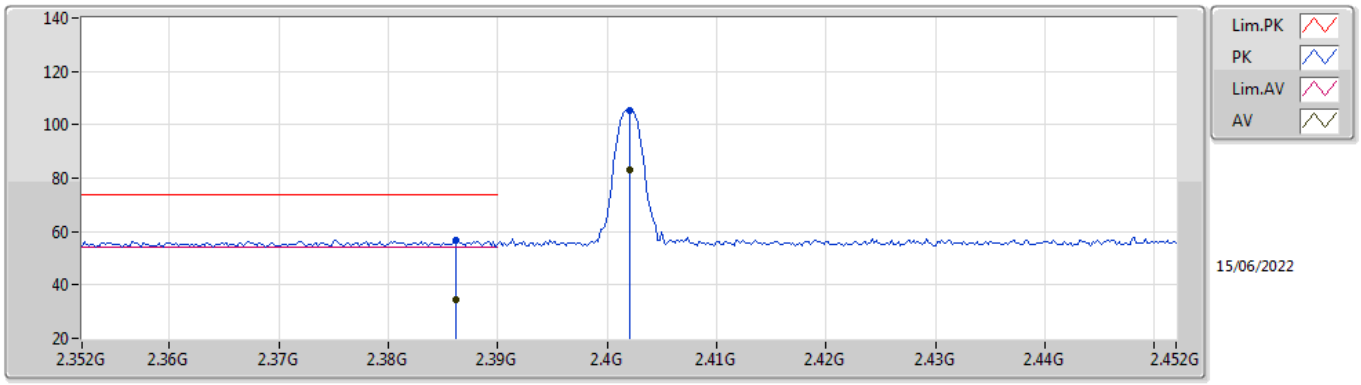

Type	Freq	Level	Limit	Margin	Factor	Dist	Condition	Azimuth	Height	Comment	Raw	AF	CL	PA
	(Hz)	(dBuV/m)	(dBuV/m)	(dB)	(dB)	(m)		(°)	(m)		(dBuV)	(dB)	(dB)	(dB)
AV	2.3862G	34.35	54.00	-19.65	31.99	3	Horizontal	80	1.42	-	2.36	27.42	4.57	-
AV	2.402G	82.93	Inf	-Inf	32.08	3	Horizontal	80	1.42	-	50.85	27.50	4.58	-
PK	2.3862G	56.85	74.00	-17.15	31.99	3	Horizontal	80	1.42	-	24.86	27.42	4.57	-
PK	2.402G	105.43	Inf	-Inf	32.08	3	Horizontal	80	1.42	-	73.35	27.50	4.58	-

BT-EDR(3Mbps)

2402MHz_TX

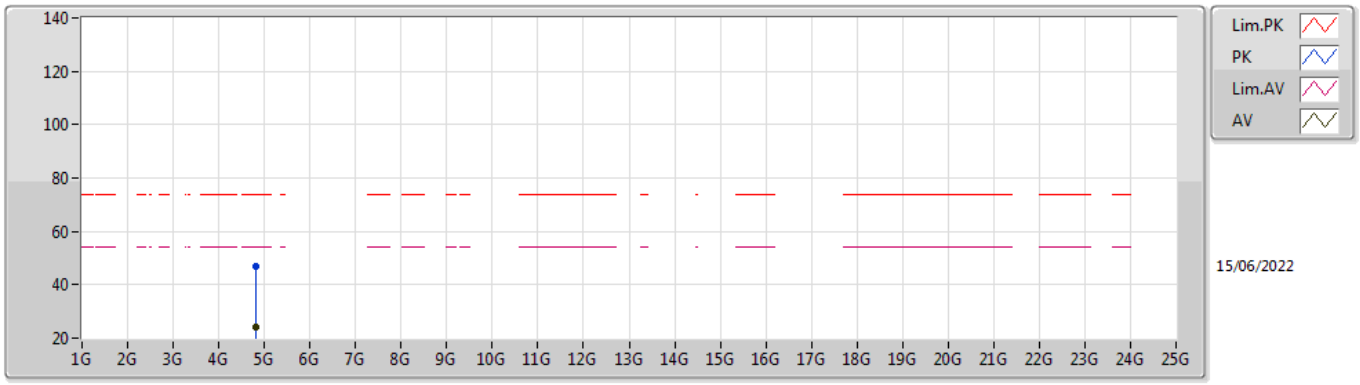

Type	Freq	Level	Limit	Margin	Factor	Dist	Condition	Azimuth	Height	Comment	Raw	AF	CL	PA
	(Hz)	(dBuV/m)	(dBuV/m)	(dB)	(dB)	(m)		(°)	(m)		(dBuV)	(dB)	(dB)	(dB)
AV	4.80281G	24.14	54.00	-29.86	4.17	3	Vertical	271	2.84	-	19.97	32.32	6.66	34.81
PK	4.80281G	46.64	74.00	-27.36	4.17	3	Vertical	271	2.84	-	42.47	32.32	6.66	34.81

BT-EDR(3Mbps)

2402MHz_TX

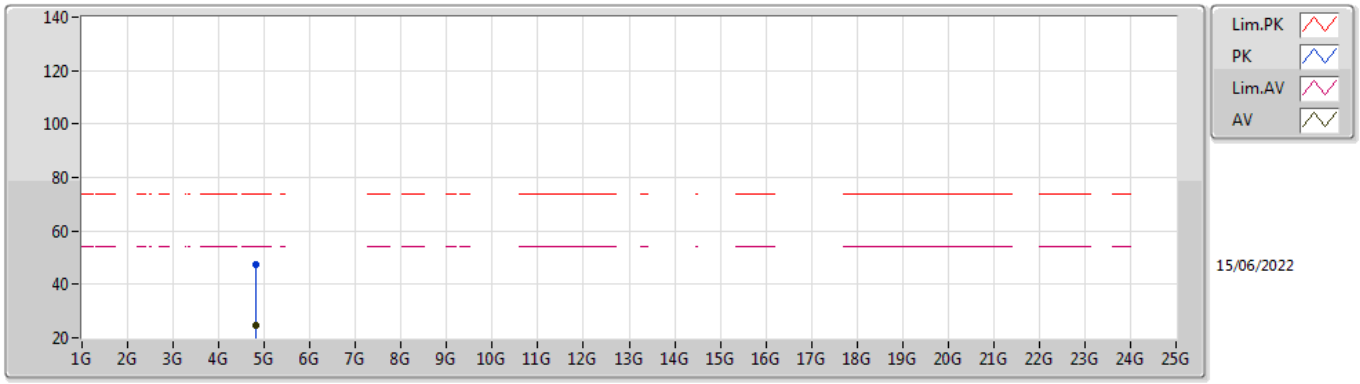

Type	Freq	Level	Limit	Margin	Factor	Dist	Condition	Azimuth	Height	Comment	Raw	AF	CL	PA
	(Hz)	(dBuV/m)	(dBuV/m)	(dB)	(dB)	(m)		(°)	(m)		(dBuV)	(dB)	(dB)	(dB)
AV	4.80237G	24.69	54.00	-29.31	4.16	3	Horizontal	157	1.66	-	20.53	32.31	6.66	34.81
PK	4.80237G	47.19	74.00	-26.81	4.16	3	Horizontal	157	1.66	-	43.03	32.31	6.66	34.81

BT-EDR(3Mbps)

2440MHz_TX

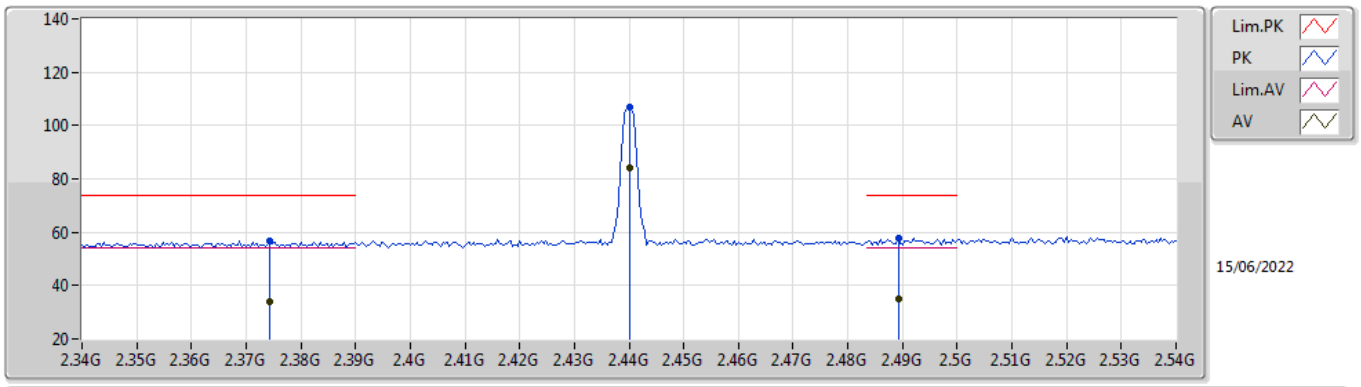

Type	Freq	Level	Limit	Margin	Factor	Dist	Condition	Azimuth	Height	Comment	Raw	AF	CL	PA
	(Hz)	(dBuV/m)	(dBuV/m)	(dB)	(dB)	(m)		(°)	(m)		(dBuV)	(dB)	(dB)	(dB)
AV	2.3744G	34.01	54.00	-19.99	31.91	3	Vertical	50	1.43	-	2.10	27.35	4.56	-
AV	2.44G	84.20	Inf	-Inf	32.18	3	Vertical	50	1.43	-	52.02	27.58	4.60	-
AV	2.4892G	35.23	54.00	-18.77	32.46	3	Vertical	50	1.43	-	2.77	27.84	4.62	-
PK	2.3744G	56.51	74.00	-17.49	31.91	3	Vertical	50	1.43	-	24.60	27.35	4.56	-
PK	2.44G	106.70	Inf	-Inf	32.18	3	Vertical	50	1.43	-	74.52	27.58	4.60	-
PK	2.4892G	57.73	74.00	-16.27	32.46	3	Vertical	50	1.43	-	25.27	27.84	4.62	-

BT-EDR(3Mbps)

2440MHz_TX

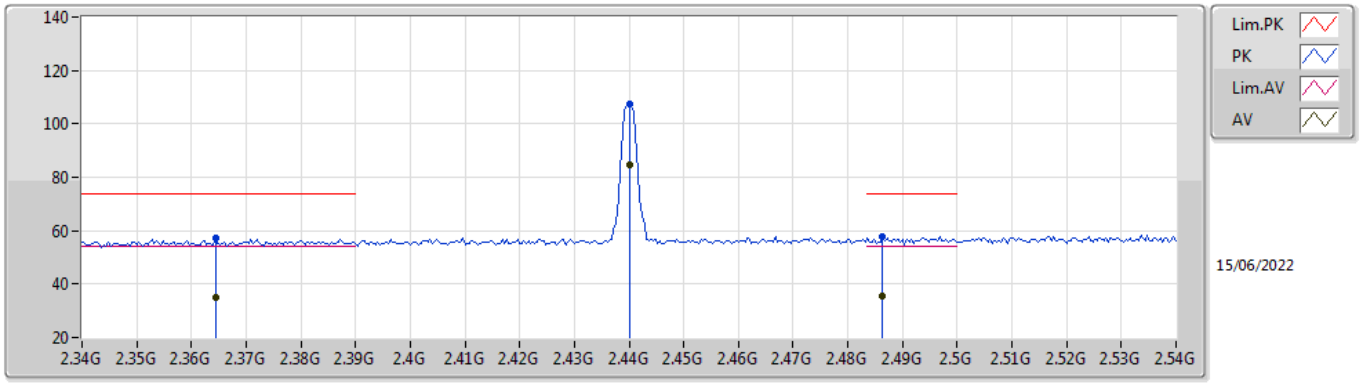

Type	Freq	Level	Limit	Margin	Factor	Dist	Condition	Azimuth	Height	Comment	Raw	AF	CL	PA
	(Hz)	(dBuV/m)	(dBuV/m)	(dB)	(dB)	(m)		(°)	(m)		(dBuV)	(dB)	(dB)	(dB)
AV	2.3644G	34.88	54.00	-19.12	31.84	3	Horizontal	80	1.15	-	3.04	27.29	4.55	-
AV	2.44G	84.91	Inf	-Inf	32.18	3	Horizontal	80	1.15	-	52.73	27.58	4.60	-
AV	2.4864G	35.46	54.00	-18.54	32.43	3	Horizontal	80	1.15	-	3.03	27.82	4.61	-
PK	2.3644G	57.38	74.00	-16.62	31.84	3	Horizontal	80	1.15	-	25.54	27.29	4.55	-
PK	2.44G	107.41	Inf	-Inf	32.18	3	Horizontal	80	1.15	-	75.23	27.58	4.60	-
PK	2.4864G	57.96	74.00	-16.04	32.43	3	Horizontal	80	1.15	-	25.53	27.82	4.61	-

BT-EDR(3Mbps)

2440MHz_TX

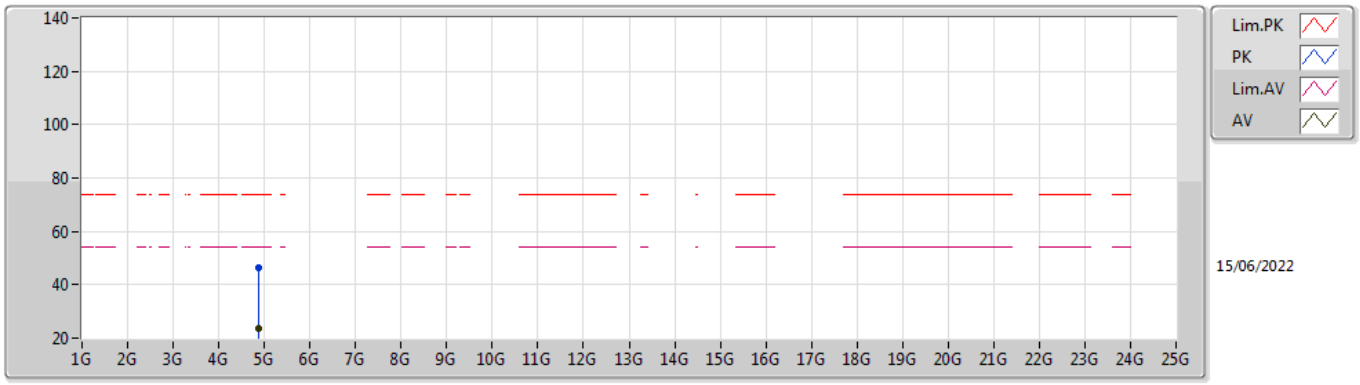

Type	Freq	Level	Limit	Margin	Factor	Dist	Condition	Azimuth	Height	Comment	Raw	AF	CL	PA
	(Hz)	(dBuV/m)	(dBuV/m)	(dB)	(dB)	(m)		(°)	(m)		(dBuV)	(dB)	(dB)	(dB)
AV	4.87935G	23.65	54.00	-30.35	4.65	3	Vertical	134	2.46	-	19.00	32.72	6.72	34.79
PK	4.87935G	46.15	74.00	-27.85	4.65	3	Vertical	134	2.46	-	41.50	32.72	6.72	34.79

BT-EDR(3Mbps)

2440MHz_TX

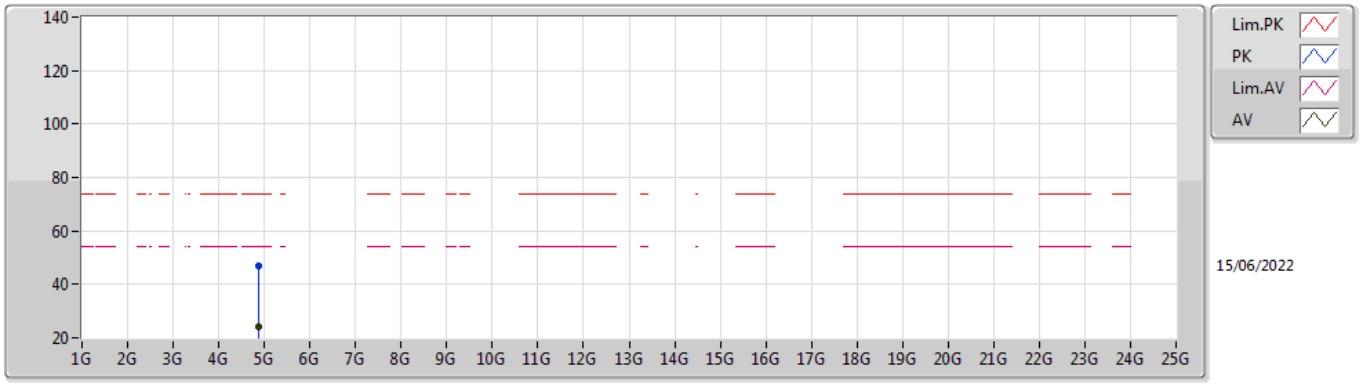

Type	Freq	Level	Limit	Margin	Factor	Dist	Condition	Azimuth	Height	Comment	Raw	AF	CL	PA
	(Hz)	(dBuV/m)	(dBuV/m)	(dB)	(dB)	(m)		(°)	(m)		(dBuV)	(dB)	(dB)	(dB)
AV	4.88034G	24.14	54.00	-29.86	4.65	3	Horizontal	154	1.25	-	19.49	32.72	6.72	34.79
PK	4.88034G	46.64	74.00	-27.36	4.65	3	Horizontal	154	1.25	-	41.99	32.72	6.72	34.79

BT-EDR(3Mbps)

2480MHz_TX

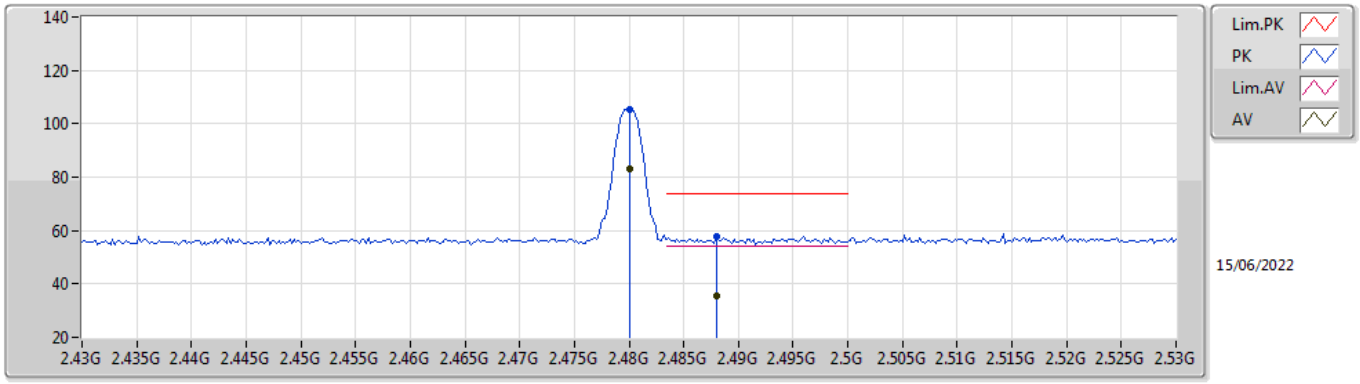

Type	Freq	Level	Limit	Margin	Factor	Dist	Condition	Azimuth	Height	Comment	Raw	AF	CL	PA
	(Hz)	(dBuV/m)	(dBuV/m)	(dB)	(dB)	(m)		(°)	(m)		(dBuV)	(dB)	(dB)	(dB)
AV	2.48G	83.01	Inf	-Inf	32.39	3	Vertical	53	1.45	-	50.62	27.78	4.61	-
AV	2.488G	35.47	54.00	-18.53	32.45	3	Vertical	53	1.45	-	3.02	27.83	4.62	-
PK	2.48G	105.51	Inf	-Inf	32.39	3	Vertical	53	1.45	-	73.12	27.78	4.61	-
PK	2.488G	57.97	74.00	-16.03	32.45	3	Vertical	53	1.45	-	25.52	27.83	4.62	-

BT-EDR(3Mbps)

2480MHz_TX

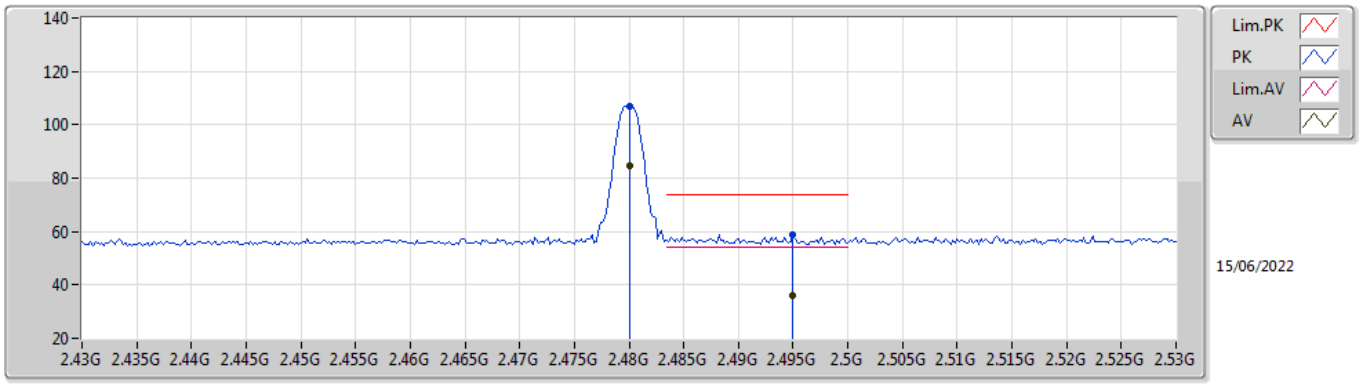

Type	Freq	Level	Limit	Margin	Factor	Dist	Condition	Azimuth	Height	Comment	Raw	AF	CL	PA
	(Hz)	(dBuV/m)	(dBuV/m)	(dB)	(dB)	(m)		(°)	(m)		(dBuV)	(dB)	(dB)	(dB)
AV	2.48G	84.52	Inf	-Inf	32.39	3	Horizontal	78	1.00	-	52.13	27.78	4.61	-
AV	2.495G	36.26	54.00	-17.74	32.49	3	Horizontal	78	1.00	-	3.77	27.87	4.62	-
PK	2.48G	107.02	Inf	-Inf	32.39	3	Horizontal	78	1.00	-	74.63	27.78	4.61	-
PK	2.495G	58.76	74.00	-15.24	32.49	3	Horizontal	78	1.00	-	26.27	27.87	4.62	-

BT-EDR(3Mbps)

2480MHz_TX

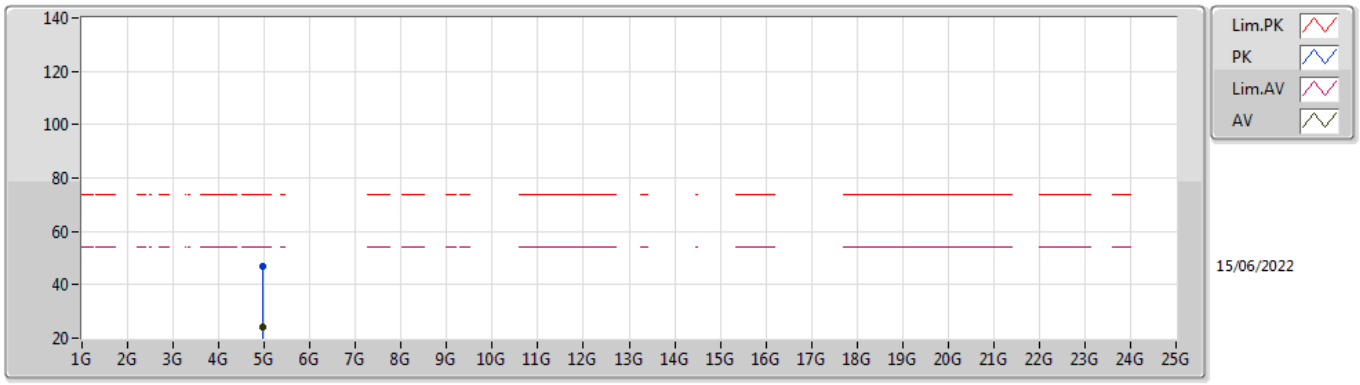

Type	Freq	Level	Limit	Margin	Factor	Dist	Condition	Azimuth	Height	Comment	Raw	AF	CL	PA
	(Hz)	(dBuV/m)	(dBuV/m)	(dB)	(dB)	(m)		(°)	(m)		(dBuV)	(dB)	(dB)	(dB)
AV	4.96036G	24.32	54.00	-29.68	5.03	3	Vertical	271	2.62	-	19.29	33.02	6.78	34.77
PK	4.96036G	46.82	74.00	-27.18	5.03	3	Vertical	271	2.62	-	41.79	33.02	6.78	34.77

BT-EDR(3Mbps)

2480MHz_TX

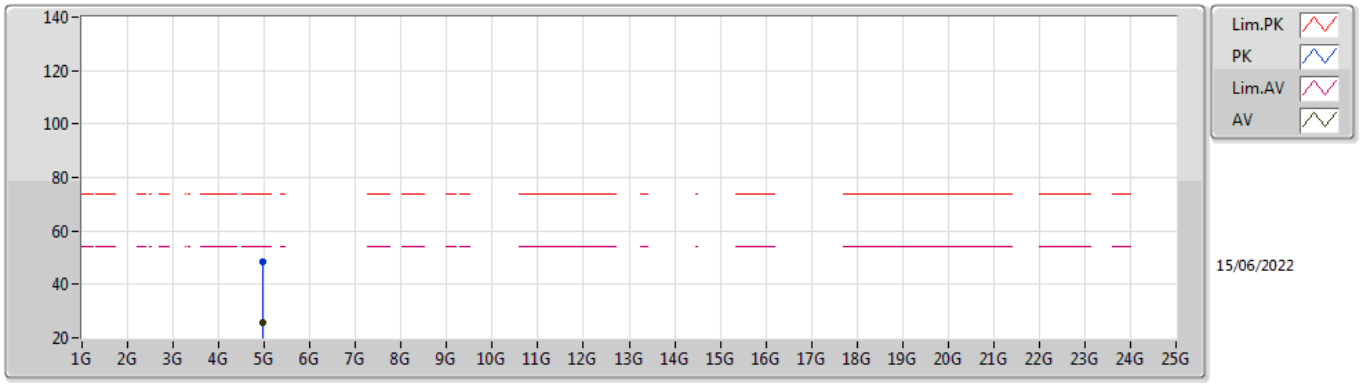

Type	Freq	Level	Limit	Margin	Factor	Dist	Condition	Azimuth	Height	Comment	Raw	AF	CL	PA
	(Hz)	(dBuV/m)	(dBuV/m)	(dB)	(dB)	(m)		(°)	(m)		(dBuV)	(dB)	(dB)	(dB)
AV	4.95969G	25.71	54.00	-28.29	5.03	3	Horizontal	297	1.05	-	20.68	33.02	6.78	34.77
PK	4.95969G	48.21	74.00	-25.79	5.03	3	Horizontal	297	1.05	-	43.18	33.02	6.78	34.77

Summary

Mode	Result	Type	Freq (Hz)	Level (dBuV/m)	Limit (dBuV/m)	Margin (dB)	Condition
Mode 1	Pass	AV	4.87396G	51.05	54.00	-2.95	Vertical
Mode 2	Pass	AV	11.6456G	43.03	54.00	-10.97	Horizontal

Result

Mode	Result	Type	Freq (Hz)	Level (dBuV/m)	Limit (dBuV/m)	Margin (dB)	Dist (m)	Condition	Azimuth (°)	Height (m)	Comments
Mode 1	Pass	AV	4.87396G	51.05	54.00	-2.95	3	Vertical	177	1.67	-
Mode 1	Pass	AV	4.95396G	38.39	54.00	-15.61	3	Vertical	112	1.25	-
Mode 1	Pass	PK	4.87404G	53.90	74.00	-20.10	3	Vertical	177	1.67	-
Mode 1	Pass	PK	4.9516G	45.95	74.00	-28.05	3	Vertical	112	1.25	-
Mode 1	Pass	AV	4.874G	47.16	54.00	-6.84	3	Horizontal	158	1.47	-
Mode 1	Pass	AV	4.95968G	34.67	54.00	-19.33	3	Horizontal	200	1.14	-
Mode 1	Pass	PK	4.87384G	50.94	74.00	-23.06	3	Horizontal	158	1.47	-
Mode 1	Pass	PK	4.95756G	46.23	74.00	-27.77	3	Horizontal	200	1.14	-
Mode 2	Pass	AV	4.96184G	39.44	54.00	-14.56	3	Vertical	110	1.00	-
Mode 2	Pass	AV	11.65408G	42.94	54.00	-11.06	3	Vertical	138	1.50	-
Mode 2	Pass	PK	4.95004G	46.70	74.00	-27.30	3	Vertical	110	1.00	-
Mode 2	Pass	PK	11.65986G	55.56	74.00	-18.44	3	Vertical	138	1.50	-
Mode 2	Pass	AV	4.95796G	35.56	54.00	-18.44	3	Horizontal	189	1.29	-
Mode 2	Pass	AV	11.6456G	43.03	54.00	-10.97	3	Horizontal	164	1.08	-
Mode 2	Pass	PK	4.96544G	45.70	74.00	-28.30	3	Horizontal	189	1.29	-
Mode 2	Pass	PK	11.64588G	54.69	74.00	-19.31	3	Horizontal	164	1.08	-

Radiated Emissions above 1GHz_Mode 1

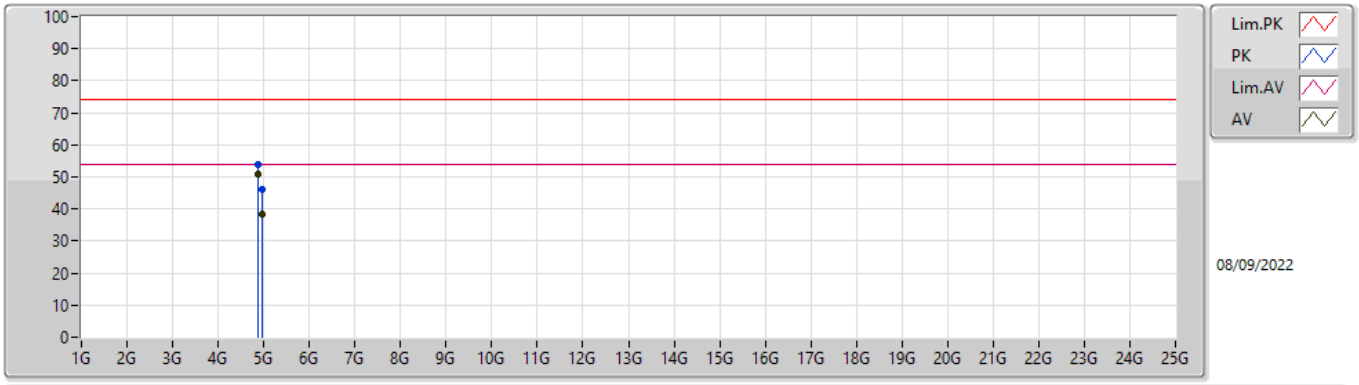

Type	Freq	Level	Limit	Margin	Factor	Dist	Condition	Azimuth	Height	Comment	Raw	AF	CL	PA
	(Hz)	(dBuV/m)	(dBuV/m)	(dB)	(dB/m)	(m)		(°)	(m)		(dBuV/m)	(dB/m)	(dB)	(dB)
AV	4.87396G	51.05	54.00	-2.95	5.36	3	Vertical	177	1.67	-	45.69	32.75	6.90	34.29
AV	4.95396G	38.39	54.00	-15.61	5.75	3	Vertical	112	1.25	-	32.64	33.12	6.91	34.28
PK	4.87404G	53.90	74.00	-20.10	5.36	3	Vertical	177	1.67	-	48.54	32.75	6.90	34.29
PK	4.9516G	45.95	74.00	-28.05	5.74	3	Vertical	112	1.25	-	40.21	33.11	6.91	34.28

Radiated Emissions above 1GHz_Mode 1

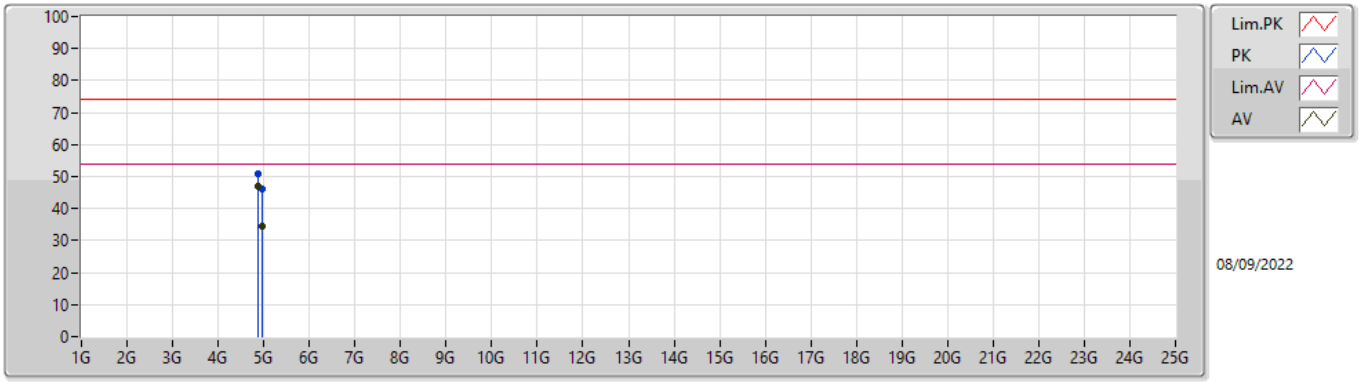

Type	Freq	Level	Limit	Margin	Factor	Dist	Condition	Azimuth	Height	Comment	Raw	AF	CL	PA
	(Hz)	(dBuV/m)	(dBuV/m)	(dB)	(dB/m)	(m)		(°)	(m)		(dBuV/m)	(dB/m)	(dB)	(dB)
AV	4.874G	47.16	54.00	-6.84	5.36	3	Horizontal	158	1.47	-	41.80	32.75	6.90	34.29
AV	4.95968G	34.67	54.00	-19.33	5.78	3	Horizontal	200	1.14	-	28.89	33.14	6.91	34.27
PK	4.87384G	50.94	74.00	-23.06	5.36	3	Horizontal	158	1.47	-	45.58	32.75	6.90	34.29
PK	4.95756G	46.23	74.00	-27.77	5.76	3	Horizontal	200	1.14	-	40.47	33.13	6.91	34.28

Radiated Emissions above 1GHz_Mode 2

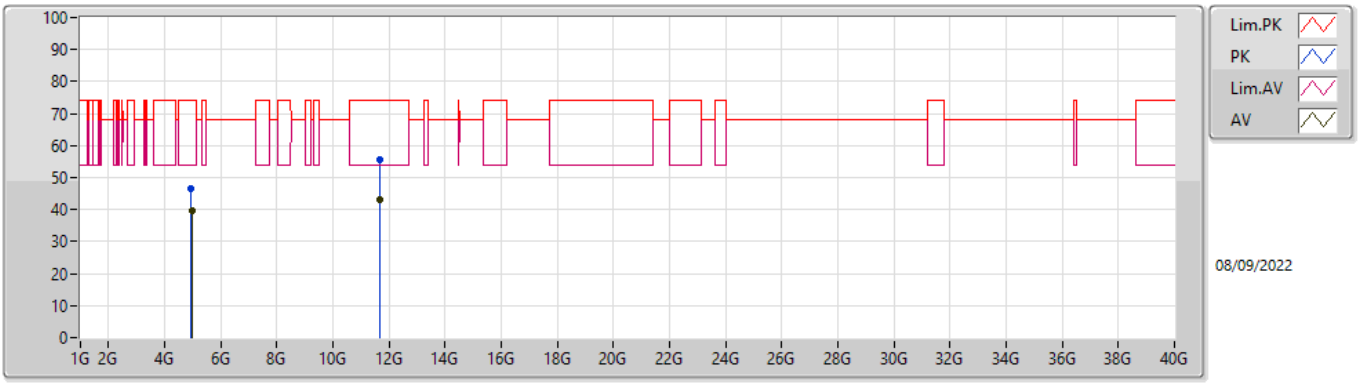

Type	Freq	Level	Limit	Margin	Factor	Dist	Condition	Azimuth	Height	Comment	Raw	AF	CL	PA
	(Hz)	(dBuV/m)	(dBuV/m)	(dB)	(dB/m)	(m)		(°)	(m)		(dBuV/m)	(dB/m)	(dB)	(dB)
AV	4.96184G	39.44	54.00	-14.56	5.79	3	Vertical	110	1.00	-	33.65	33.15	6.91	34.27
AV	11.65408G	42.94	54.00	-11.06	15.17	3	Vertical	138	1.50	-	27.77	38.85	10.87	34.55
PK	4.95004G	46.70	74.00	-27.30	5.73	3	Vertical	110	1.00	-	40.97	33.10	6.91	34.28
PK	11.65986G	55.56	74.00	-18.44	15.16	3	Vertical	138	1.50	-	40.40	38.84	10.87	34.55

Radiated Emissions above 1GHz_Mode 2

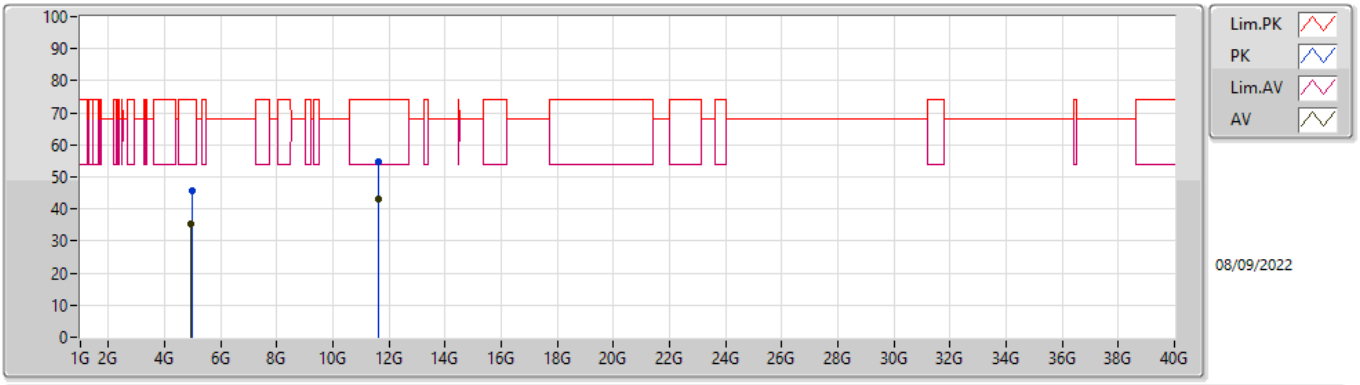

Type	Freq	Level	Limit	Margin	Factor	Dist	Condition	Azimuth	Height	Comment	Raw	AF	CL	PA
	(Hz)	(dBuV/m)	(dBuV/m)	(dB)	(dB/m)	(m)		(°)	(m)		(dBuV/m)	(dB/m)	(dB)	(dB)
AV	4.95796G	35.56	54.00	-18.44	5.76	3	Horizontal	189	1.29	-	29.80	33.13	6.91	34.28
AV	11.6456G	43.03	54.00	-10.97	15.17	3	Horizontal	164	1.08	-	27.86	38.85	10.86	34.54
PK	4.96544G	45.70	74.00	-28.30	5.80	3	Horizontal	189	1.29	-	39.90	33.16	6.91	34.27
PK	11.64588G	54.69	74.00	-19.31	15.17	3	Horizontal	164	1.08	-	39.52	38.85	10.86	34.54