Datalogic S.r.l.

Via San Vitalino 13
40012 Calderara di Reno (BO)
Italy
Tel. +39 051 3147011
Fax +39 051 3147205

©2022 Datalogic S.p.A. and/or its affiliates

All rights reserved. Without limiting the rights under copyright, no part of this documentation may be reproduced, stored in or introduced into a retrieval system, or transmitted in any form or by any means, or for any purpose, without the express written permission of Datalogic S.p.A. and/or its affiliates.
Owners of Datalogic products are hereby granted a non-exclusive, revocable license to reproduce and transmit this documentation for the purchaser's own internal business purposes. Purchaser shall not remove or alter any proprietary notices, including copyright notices, contained in this documentation and shall ensure that all notices appear on any reproductions of the documentation.
Electronic versions of this document may be downloaded from the Datalogic website (www.datalogic.com).
If you visit our website and would like to make comments or suggestions about this or other Datalogic publications, please let us know via the "Contact" page.

Disclaimer

Datalogic has taken reasonable measures to provide information in this manual that is complete and accurate, however, Datalogic shall not be liable for technical or editorial errors or omissions contained herein, nor for incidental or consequential damages resulting from the use of this material. Datalogic reserves the right to change any specification at any time without prior notice.

Trademarks

Datalogic and the Datalogic logo are registered trademarks of Datalogic S.p.A. in many countries, including the U.S.A. and the E.U.
The Joya logo is a trademark of Datalogic S.p.A. and/or its affiliates, registered in the U.S. and the E.U. All other trademarks and brands are property of their respective owners.

Patents

See www.patents.datalogic.com for patent list.
This product is covered by one or more of the following patents:
Design patents: EP002703025, EP002805218, ZL201530463613.4
Utility patents: EP0789315B1, EP0895175B1, EP0996284B1, EP0999514B1, EP1114390B1, EP1128315B1, EP1172756B1, EP1396811B1, EP1413971B1, EP1804089B1, EP1828957B1, EP2275966B1, EP2315156B1, EP2517148B1, EP2649555B1, JP4435343B2, JP5192390B2, US5992740, US6305606, US6478224, US6512218, US6513714, US6561427, US6808114, US6877664, US6997385, US7053954, US7234641, US7387246, US7620475, US8113430, US8245926, US8888003, US8915443, ZL200680050007.8, ZL200980163411.X.

NOTE: Read carefully the JOYA TOUCH 22 User Manual (available at www.datalogic.com) before performing any type of connection to the JOYA TOUCH 22.
The user is responsible for any damage caused by incorrect use of the equipment or by inobservance of the indication supplied in the user manual.

CLEANING INSTRUCTIONS

Periodically clean the JOYA TOUCH 22 device using a soft cloth slightly dampened with only water or Isopropyl Alcohol (70%).
Do not use any other cleaning agents (e.g. different alcohol, abrasive or corrosive products, solvents) or abrasive pads to clean the device.
Do not spray or pour liquids directly onto the device. The device is not water resistant. Keep it dry.

JOYA™ TOUCH 22

SAFETY & REGULATORY ADDENDUM

DATALOGIC

Multi-Purpose Device for Retail

©2022 Datalogic S.p.A. and/or its affiliates • All rights reserved • Without limiting the rights under copyright, no part of this documentation may be reproduced, stored in or introduced into a retrieval system, or transmitted in any form or by any means, or for any purpose, without the express written permission of Datalogic S.p.A. and/or its affiliates • Datalogic and the Datalogic logo are registered trademarks of Datalogic S.p.A. in many countries, including the U.S. and the E.U.

This document is an addendum to the Quick Start Guide (QSG) for this product. See the QSG for additional product information.

www.datalogic.com

852002141 (Rev. B) October 2022

GENERAL SAFETY RULES

CAUTION:

- **Before using the devices and the battery packs, read this Addendum carefully.**
- **Use only the components and accessories supplied by the manufacturer for the specific JOYA TOUCH 22 being used.**
- **Do not attempt to disassemble the JOYA TOUCH 22 device, as it does not contain parts that can be repaired by the user. Any tampering will invalidate the warranty.**
- **When replacing the battery pack or at the end of the operative life of the JOYA TOUCH 22 device, disposal must be performed in compliance with the laws in force in your jurisdiction.**
- **Do not submerge the JOYA TOUCH 22 in liquid products.**
- **For further information or support, refer to the Datalogic web site: www.datalogic.com.**

CAUTION:
Do not apply any sticker to the JOYA TOUCH 22.

POWER SUPPLY

The device is intended to be supplied by a self-contained rechargeable Lithium Ion battery pack (UL listed LPS/SELV power source) and/or by UL Listed/CSA Certified Power Unit LPS/SELV power source which supplies power directly to the unit via the USB-C connector of the cable.
The device could be also used with Certified Accessories (Dock/Cradle) which supply Wireless power. The Dock/Cradle accessories are intended to be supplied by a UL Listed/CSA Certified Power Unit LPS/SELV rating 12V, min 5A power source which supplies power via the power connector of the cable.
Any changes or modifications to equipment, not expressly approved by Datalogic could void the user's authority to operate the equipment.

BATTERY INFORMATION

CAUTION: Do not incinerate, disassemble, short terminals, or expose to high temperature. Risk of fire and explosion. Use specified charger only. Risk of explosion if the battery is replaced by an incorrect type. Dispose of batteries as required by local authorities.

By default, the main battery pack is disconnected at the factory to avoid damage due to excessive draining.
Rechargeable battery pack is less than half of full charge when delivered. Charge the battery pack as indicated in the Quick Start Guide or in the User Manual, before using the JOYA TOUCH 22 device.
The battery pack autonomy varies according to many factors, such as the frequency of barcode scanning, RF usage, battery life, storage, environmental conditions, etc.
Close to the limits of the working temperature, some battery performance degradation may occur.
The JOYA TOUCH 22 should be charged at an ambient temperature between 0 - 35° C (32 to 95°F) to achieve the maximum charging rate.
Never charge the device battery in a closed space where excessive heat can build up.
As a safety precaution, the battery may stop charging to avoid overheating.
The JOYA TOUCH 22 gets warm during charging; this is normal and does not mean a malfunction.
Even if the storage temperature range is wider, it is recommended to store the terminal and the batteries at environmental temperature, in order to achieve the longest battery life.

CAUTION: Avoid storing batteries for long periods in a state of full charge or very low charge.
We recommend charging the battery pack every two to three months to keep its charge at a moderate level to maximize battery life.
Annual replacement of rechargeable battery pack avoids possible risks or abnormalities and ensures maximum performance.

WARNING: Use only Datalogic approved batteries and accessories for battery charging.
Risk of explosion if battery is replaced by an incorrect type.
Dispose of used batteries according to the instructions.
Il y a risque d'explosion si la batterie est remplacée par une batterie de type incorrect.
Mettre au rebut les batteris usagées confor mément aux instructions.

CAUTION: Do not put any foreign object such as, but not limited to, coins, paper clips, stickers inside the slot of any of the docks (see the examples below).

BATTERY SAFETY GUIDELINES

WARNING: Installing, charging and/or any other action should be done by authorized personnel and following this manual.
The battery pack may get hot, explode, ignite, and/or cause serious injury if exposed to abusive conditions.
If the battery pack is replaced with an improper type, there is risk of explosion.
Do not place the battery pack in or near a fire or other heat source; do not place the battery pack in direct sunlight, or use or store the battery pack inside unventilated areas in hot weather; do not place the battery pack in microwave ovens, in clothes dryers, in high pressure containers, on induction cook surfaces or similar devices. Doing so may cause the battery pack to generate heat, explode or ignite. Using the battery pack in this manner may also result in a loss of performance and a shortened life expectancy.
To power the cradle, use only a Datalogic approved power supply. The use of an alternative power supply will void the product warranty, may cause product damage and may cause heat, an explosion, or fire.
The area in which the units are charged should be clear of debris and combustible materials or chemicals.
Do not use the battery pack of this terminal to power devices other than this device.
Immediately discontinue use of the battery pack if, while using, charging or storing the battery pack, the battery pack emits an unusual smell, feels hot, changes colour or shape, or appears abnormal in any other way.

WARNING: Do not short-circuit the battery pack contacts connecting the positive terminal and negative terminal. This might happen, for example, when you carry a spare battery pack in your pocket or purse; accidental short–circuiting can occur when a metallic object such as a coin, clip, or pen causes direct connection of the contacts of the battery pack (these look like metal strips on the battery pack). Short–circuiting the terminals may damage the battery pack or the connecting object.

Do not apply voltages to the battery pack contacts.

Do not pierce the battery pack with nails, strike it with a hammer, step on it or otherwise subject it to strong impacts, pressures, or shocks.

Do not disassemble or modify (i.e. bend, crush or deform) the battery pack. The battery pack contains safety and protection devices, which, if damaged, may cause the battery pack to generate heat, explode or ignite.

In case of leakage of liquid from the battery, avoid contact with liquid the skin or eyes. If the contact occurs, immediately wash the affected area with water and consult a doctor.

Do not solder directly onto the battery pack.

Do not expose the battery pack to liquids.

Avoid any knocks or excessive vibrations. If the device or the battery is dropped, especially on a hard surface, you should take it to the nearest Authorised Repair Centre for inspection before continuing to use it.

If your device stops working for any reason, do not use its battery on other electronic devices without a prior check and approval by an Authorised Repair Centre.

Do not replace the battery pack when the device is turned on.

Do not remove or damage the battery pack's label.

Do not use the battery pack if it is damaged in any part.

Battery pack usage by children should be supervised.

WIRELESS AND RADIO FREQUENCIES WARNINGS

WARNING: Use only the supplied or an approved replacement antenna. Unauthorized antennas, modifications or attachments could damage the product and may violate laws and regulations.

Most modern electronic equipment is shielded from RF signals. However, certain electronic equipment may not be shielded against the RF signals generated by JOYA TOUCH 22.

Datalogic recommends persons with pacemakers or other medical devices to follow the same recommendations provided by Health Industry Manufacturers Associations for mobile phones.

Persons with pacemakers:

- **Should ALWAYS keep this device more than twenty five (25) cm from their pacemaker and/or any other medical device;**
- **Should not carry this device in a breast pocket;**
- **Should keep the device at the opposite side of the pacemaker and/or any other medical device;**
- **Should turn this device OFF or move it immediately AWAY if there is any reason to suspect that interference is taking place.**
- **Should ALWAYS read pacemaker or any other medical device guides or should consult the manufacturer of the medical device to determine if it is adequately shielded from external RF energy.**

In case of doubt concerning the use of wireless devices with an implanted medical device, contact your doctor.

Turn this device OFF in health care facilities when any regulations posted in these areas instruct you to do so. Hospitals or health care facilities may use equipment that could be sensitive to external RF energy.

RF signals may affect improperly installed or inadequately shielded electronic systems in motor vehicles. Check with the manufacturer or its representative regarding your vehicle. You should also consult the manufacturer of any equipment that has been added to your vehicle.

An air bag inflates with great force. DO NOT place objects, including either installed or portable wireless equipment, in the area over the air bag or in the air bag deployment area. If a vehicle's wireless equipment is improperly installed and the air bag inflates, serious injury could result.

Turn off the device when in any area with a potentially explosive atmosphere. Observe restrictions and follow closely any laws, regulations, warnings and best practices on the use of radio equipment near fuel storage areas or fuel distribution areas, chemical plants or where any operation involves use of explosive materials.

Do not store or carry flammable liquids, explosive gases or materials with the device or its parts or accessories.

WARNING: Areas with a potentially explosive atmosphere are often, but not always, clearly marked or shown.

Sparks in such areas could cause an explosion or fire, resulting in injury or even death.

LASER SAFETY

The following information applies to Laser Aiming System, used on JOYA TOUCH 22 imager. The laser light is visible to the human eye and is emitted from the window indicated in the figure below.
LASER RADIATION - DO NOT STARE INTO BEAM
CLASS 2 LASER PRODUCT
MAX OUTPUT RADIATION 1 mW
COMPLIANT WITH EN 60825-1:2014

NOTE: The artwork below may be only a draft. Please refer to the label attached to the product for information about certification marks.

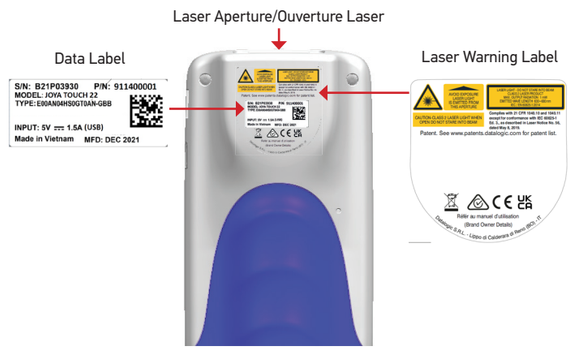

ITALIANO

LA LUCE LASER È VISIBILE ALL'OCCHIO UMANO E VIENE EMESSA DALLA FINESTRA INDICATA NELLA FIGURA.

LUCE LASER NON FISSARE IL FASCIO
APPARECCHIO LASER DI CLASSE 2 MASSIMA POTENZA D'USCITA: 1 mW
LUNGHEZZA D'ONDA EMESSA: 630~680 nm
CONFORME A EN 60825-1 (2007) e EN 60825-1 (2014).

DEUTSCH

DIE LASER-STRAHLUNG IST FÜR DAS MENSCHLICHE AUGE SICHTBAR UND WIRD AM STRAHLAUS TRITTSFENSTER AUSGESENDET (SIEHE BILD).

LASERSTRAHLUNG NICHT IN DEN STRAHL BLICKEN PRODUKT
DER LASERKLASSE 2
MAXIMALE AUSGANGSLEISTUNG: 1 mW
WELLENLÄGE: 630~680 nm
ENTSPR. EN 60825-1 (2007) und EN 60825-1 (2014).

FRANÇAIS

LE RAYON LASER EST VISIBLE À L'OEIL NU ET IL EST ÉMIS PAR LA FENÊTRE DÉSIGNÉE SUR L'ILLUSTRATION DANS LA FIGURE.

RAYON LASER EVITER DE REGARDER LE RAYON
APPAREIL LASER DE CLASSE 2 PUISSANCE DE SORTIE: 1 mW
LONGUEUR D'ONDE EMISE: 630~680 nm
CONFORME A EN 60825-1 (2007) et EN 60825-1 (2014).

ESPAÑOL

A LUZ LÁSER ES VISIBLE AL OJO HUMANO Y ES EMITIDA POR LA VENTANA INDICADA EN LA FIGURA.

RAYO LÁSER NO MIRAR FIJO EL RAYO APARATO
LÁSER DE CLASE 2
MÁXIMA POTENCIA DE SALIDA: 1 mW
LONGITUD DE ONDA EMITIDA: 630~680 nm
CONFORME A EN 60825-1 (2007) y EN 60825-1 (2014).

ENGLISH

The following information is provided to comply with the rules imposed by international authorities and refers to the correct use of your device.
STANDARD LASER SAFETY REGULATIONS
This product conforms to the applicable requirements of both CDRH 21 CFR 1040 and EN 60825-1 at the date of manufacture.
For installation, use and maintenance, it is not necessary to open the device.

WARNING: Do not attempt to open or otherwise service any components in the optics cavity. Opening or servicing any part of the optics cavity by unauthorized personnel may violate laser safety regulations. The optics system is a factory only repair item.

Use of controls or adjustments or performance of procedures other than those specified herein may result in exposure to hazardous visible laser light.

Use of optical systems with the scanner will increase eye hazard. Optical instruments include binoculars, microscopes, eye glasses and magnifying glasses.

The product utilizes a low-power laser diode. Although staring directly at the laser beam momentarily causes no known biological damage, avoid staring at the beam as one would with any very strong light source, such as the sun. Avoid that the laser beam hits the eye of an observer, even through reflective surfaces such as mirrors, etc.

ITALIANO

Le seguenti informazioni vengono fornite dietro direttive delle autorità internazionali e si riferiscono all'uso corretto del terminale.
NORMATIVE STANDARD PER LA SICUREZZA LASER
Questo prodotto risulta conforme alle normative vigenti sulla sicurezza laser alla data di produzione: CDRH 21 CFR 1040 e EN 60825-1.
Non si rende mai necessario aprire l'apparecchio per motivi di installazione, utilizzo o manutenzione.

ATTENZIONE: Non tentare di accedere allo scomparto contenete i componenti ottici o di farne la manutenzione.

L'apertura dello scomparto, o la manutenzione di qualsiasi parte ottica da parte di personale non autorizzato, potrebbe violare le norme della sicurezza. Il sistema ottico può essere riparato solamente alla fabbrica.

L'utilizzo di procedure o regolazioni differenti da quelle descritte nella documentazione può provocare un'esposizione pericolosa a luce laser visibile.

L'uso di strumenti ottici assieme allo scanner può aumentare il pericolo di danno agli occhi. Tali strumenti ottici includono cannocchiali, microscopi, occhiali e lenti di ingrandimento.

Il prodotto utilizza un diodo laser a bassa potenza. Sebbene non siano noti danni riportati dall'occhio umano in seguito ad una esposizione di breve durata, evitare di fissare il raggio laser così come si eviterebbe qualsiasi altra sorgente di luminosità intensa, ad esempio il sole. Evitare inoltre di dirigere il raggio laser negli occhi di un osservatore, anche attraverso superfici riflettenti come gli specchi.

DEUTSCH

Die folgenden Informationen stimmen mit den Sicherheitshinweisen überein, die von internationalen Behörden auferlegt wurden, und sie beziehen sich auf den korrekten Gebrauch vom Terminal.
NORM FÜR DIE LASERSICHERHEIT
Dies Produkt entspricht am Tag der Herstellung den gültigen EN 60825-1 und CDRH 21 CFR 1040 Normen für die Lasersicherheit.
Es ist nicht notwendig, das Gerät wegen Betrieb oder Installations- und Wartungs-Arbeiten zu öffnen.

ACHTUNG: Unter keinen Umständen darf versucht werden, die Komponenten im Optikhohlraum zu öffnen oder auf irgendwelche andere Weise zu warten. Das Öffnen bzw. Warten der Komponenten im Optikhohlraum durch unbefugtes Personal verstößt gegen die Laser-Sicherheitsbestimmungen. Das Optiksystem darf nur werkseitig repariert werden.

Jegliche Änderungen am Gerät sowie Vorgehensweisen, die nicht in dieser Betriebsanleitung beschrieben werden, können ein gefährliches Laserlicht verursachen.

Die Verwendung von Optiksystemen mit diesem Scanner erhöht die Gefahr einer Augenbeschädigung. Zu optischen Instrumenten gehören unter anderem Ferngläser, Mikroskope, Brillen und Vergrößerungsgläser.

Der Produkt benutzt eine Laserdiode. Obwohl zur Zeit keine Augenschäden von kurzen Einstrahlungen bekannt sind, sollten Sie es vermeiden für längere Zeit in den Laserstrahl zu schauen, genauso wenig wie in starke Lichtquellen (z.B. die Sonne). Vermeiden Sie es, den Laserstrahl weder gegen die Augen eines Beobachters, noch gegen reflektierende Oberflächen zu richten.

FRANÇAIS

Les informations suivantes sont fournies selon les règles fixées par les autorités internationales et se réfèrent à une correcte utilisation du terminal.
NORMES DE SECURITE LASER
Ce produit est conforme aux normes de sécurité laser en vigueur à sa date de fabrication: CDRH 21 CFR 1040 et EN 60825-1.
Il n'est pas nécessaire d'ouvrir l'appareil pour l'installation, l'utilisation ou l'entretien.

ATTENTION: Ne pas essayer d'ouvrir ou de réparer les composants de la cavité optique. L'ouverture de la cavité optique ou la réparation de ses composants par une personne non qualifiée peut entraîner le nonrespect des règles de sécurité relatives au laser. Le système optique ne peut être réparé qu'en usine.

L'utilisation de procédures ou réglages différents de ceux donnés ici peut entraîner une dangereuse exposition à lumière laser visible.

L'utilisation d'instruments optiques avec le scanneur augmente le danger pour les yeux. Les instruments optiques comprennent les jumelles, les microscopes, les lunettes et les verres grossissants.

Le produit utilise une diode laser. Aucun dommage aux yeux humains n'a été constaté à la suite d'une exposition au rayon laser. Eviter de regarder fixement le rayon, comme toute autre source lumineuse intense telle que le soleil. Eviter aussi de diriger le rayon vers les yeux d'un observateur, même à travers des surfaces réfléchissantes (miroirs, par exemple).

ESPAÑOL

Las informaciones siguientes son presentadas en conformidad con las disposiciones de las autoridades internacionales y se refieren al uso correcto del terminal.
NORMATIVAS ESTÁNDAR PARA LA SEGURIDAD LÁSER
Este aparato resulta conforme a las normativas vigentes de seguridad láser a la fecha de producción: CDRH 21 CFR 1040 y EN 60825-1.
No es necesario abrir el aparato para la instalación, la utilización o la manutención.

ATENCIÓN: No intente abrir o de ninguna manera dar servicio a ninguno de los componentes del receptáculo óptico. Abrir o dar servicio a las piezas del receptáculo óptico por parte del personal no autorizado podría ser una violación a los reglamentos de seguridad. El sistema óptico se puede reparar en la fábrica solamente.
La utilización de procedimientos o regulaciones diferentes de aquellas describidas en la documentación puede causar una exposición peligrosa a la luz láser visible.
El uso de sistemas ópticos con el escáner aumentará el riesgo de daños oculares. Los instrumentos ópticos incluyen binoculares, microscopios, lentes y lupas.

No intente abrir o de ninguna manera dar servicio a ninguno de los componentes del receptáculo óptico. Abrir o dar servicio a las piezas del receptáculo óptico por parte del personal no autorizado podría ser una violación a los reglamentos de seguridad. El sistema óptico se puede reparar en la fábrica solamente.
La utilización de procedimientos o regulaciones diferentes de aquellas describidas en la documentación puede causar una exposición peligrosa a la luz láser visible.
El uso de sistemas ópticos con el escáner aumentará el riesgo de daños oculares. Los instrumentos ópticos incluyen binoculares, microscopios, lentes y lupas.

LED CLASS

LED illuminator integrated in the imager engine is classified as “EXEMPT RISK GROUP” according to IEC62471.

REACH WARNING

WARNING: **POGO PIN BP53821 -> #001 Yellow metal part “Lead” content is 25000ppm**

WEEE STATEMENT

Waste Electrical and Electronic Equipment (WEEE) Statement

English

For information about the disposal of Waste Electrical and Electronic Equipment (WEEE), please refer to the website at www.datalogic.com.

Italian

Per informazioni sullo smaltimento delle apparecchiature elettriche ed elettroniche consultare il sito Web www.datalogic.com.

French

Pour toute information relative à l’élimination des déchets électroniques (WEEE), veuillez consulter le site internet www.datalogic.com.

German

Informationen zur Entsorgung von Elektro- und Elektronik- Altgeräten (WEEE) erhalten Sie auf der Webseite www.datalogic.com.

Spanish

Si desea información acerca de los procedimientos para el desecho de los residuos del equipo eléctrico y electrónico (WEEE), visite la página Web www.datalogic.com.

Portuguese

Para informações sobre a disposição de Sucatagem de Equipamentos Elétricos e Eletrônicos (WEEE -Waste Electrical and Electronic Equipment), consultar o site web www.datalogic.com.

Chinese

有关处理废弃电气电子设备（WEEE）的信息， 请参考Datalogic 公司的网站 www.datalogic.com.

Japanese

廃電気電子機器(WEEE)の処理についての関連事項はDatalogicのサイト www.datalogic.com をご参照下さい。.

MARKING AND EUROPEAN ECONOMIC AREA (EEA)

In radio systems configured with mobile computers and access points, the frequencies to be used must be allowed by the spectrum authorities of the specific country in which the installation takes place. Be absolutely sure that the system frequencies are correctly set to be compliant with the spectrum requirements of the country.
The Radio modules used in this product automatically adapt to the frequencies set by the system and do not require any parameter settings.

European Declaration of Compliance

Hereby, Datalogic S.r.l. declares that this radio equipment is in compliance with Directive 2014/53/EU. The full text of the EU declaration of conformity is available at: www.datalogic.com. Select the Support & Service > Downloads > Product Certifications link where you can search for your specific product certification.

Česky [Czech]

Tímto Datalogic S.r.l. prohlašuje, že toto rádiové zařízení je ve shodě se směrnicí 2014/53/EU.

Dansk [Danish]

Herved erklæres Datalogic S.r.l. erklærer, at dette radioudstyr er i overensstemmelse med direktiv 2014/53/EU.

Deutsch [German]

Hiermit wird Datalogic S.r.l. erklärt, dass dieses Funkgerät der Richtlinie 2014/53/EU entspricht.

Eesti [Estonian]

Käesolevaga on Datalogic S.r.l. kinnitab, et see raadioseade on kooskõlas direktiiviga 2014/53/EL.

Español [Spanish]

Por la presente, Datalogic S.r.l. declara que este equipo de radio cumple con la Directiva 2014/53/UE.

Ελληνική [Greek]

Με το παρόν, Datalogic S.r.l. δηλώνει ότι αυτός ο ραδιοεξοπλισμός συμμορφώνεται με την Οδηγία 2014/53/ΕΕ.

Français [French]

Par la présente, Datalogic S.r.l. déclare que cet équipement radio est conforme à la directive 2014/53/UE.

Italiano [Italian]

Con la presente Datalogic S.r.l. dichiara che questa apparecchiatura radio è conforme alla Direttiva 2014/53/UE.

Latviski [Latvian]

Ar šo Datalogic S.r.l. paziņo, ka šī radioiekārta atbilst Direktīvai 2014/53 / ES.

Lietuvių [Lithuanian]

Šiuo dokumentu „Datalogic S.r.l.“pareiškia, kad ši radijo įranga atitinka Direktyvą 2014/53/ES.

Nederlands [Dutch]

Hierbij verklaart Datalogic S.r.l. dat deze radioapparatuur voldoet aan Richtlijn 2014/53/EU.

Malti [Maltese]

Hawnhekk, Datalogic S.r.l. tiddikjara li dan it-tagħmir tar-radju huwa konformi mad-Direttiva 2014/53/UE.

Magyar [Hungarian]

A Datalogic S.r.l. kijelenti, hogy ez a rádióberendezés megfelel a 2014/53/EU irányelvnek.

Polski [Polish]

Niniejszym Datalogic S.r.l. oświadcza, że to urządzenie radiowe jest zgodne z Dyrektywą 2014/53/UE.

Português [Portuguese]

Por meio deste, a Datalogic S.r.l. declara que este equipamento de rádio está em conformidade com a Diretiva 2014/53/UE.

Slovensko [Slovenian]

Datalogic S.r.l. izjavlja, da je ta radijska oprema v skladu z Direktivo 2014/53/EU.

Slovensky [Slovak]

Týmto spoločnosť Datalogic S.r.l. vyhlasuje, že toto rádiové zariadenie je v súlade so smernicou 2014/53 / EÚ.

Suomi [Finnish]

Datalogic S.r.l. vakuuttaa täten, että tämä radiolaite on direktiivin 2014/53 / EU mukainen.

Svenska [Swedish]

Datalogic S.r.l. förklarar härmed att denna radioutrustning överensstämmer med direktiv 2014/53/EU.

UKCA Declaration of Conformity

Hereby, Datalogic S.r.l. declares that this radio equipment is in compliance with the Radio Equipment Regulations (RER) (S.I. 2017/1206) and that the full text of the UKCA Declaration of Conformity is available at the following internet address: http://www.datalogic.com. Select the Support & Service > Downloads > Product Certifications link where you can search for your specific product certification.

Information for the User

This device is restricted to indoor use when operating in the 5.15 to 5.35 GHz frequency range.

AT	BE	BG	CH	CY	CZ	DE
DK	EE	EL	ES	FI	FR	HR
HU	IE	IS	IT	LI	LT	LU
LV	MT	NL	NO	PL	PT	RO
SE	SI	SK	TR	UK(NI)		

RADIO TECHNOLOGIES AND FREQUENCY BANDS (EUROPE)

CE Marking

Radio Technology	Frequency Band	Max Radio-Frequency Transmitted Power
WLAN IEEE 802.11b/g/n (HT-20, HT-40)	2.4GHz Frequency Bands: 2.412 - 2.472 MHZ	WLAN 2.4: 19.98 dBm
WLAN IEEE 802.11a/n (HT-20, HT-40)/ ac (VHT-20, VHT-40, VHT80)	5GHz Frequency Bands: 5.180 - 5.240 MHz 5.260 - 5.320 MHz 5.500 - 5.700 MHz	WLAN 5: 22.92 dBm
Bluetooth V5.1 — EDR/LE	2402 - 2480 Mhz	BR/EDR – BLE: 6.64 dBm

CAUTION: The device for operation in the band 5150-5350 MHz is only for indoor use to reduce the potential for harmful interference to co-channel mobile satellite systems.

UKCA Marking

Radio Equipment Specification Table		
Low Frequency MHz	High Frequency MHz	Rated RF Power Output W
2400 2401	2483.5 2483	6.64 dBm 19.98 dBm
5150 5250 5470	5250 5350 5725	22.92 dBm
13.56	13.56	N/A
0.13	0.13	N/A

FCC/IC LABELING

Handheld variants with WLAN+BT radios	Pistol Grip variants with WLAN+BT radios
FCC ID: U4GJT22WB IC: 3862E-JT22WB HVIN: JT22WB HH	FCC ID: U4GJT22WB IC: 3862E-JT22WB HVIN: JT22WB GUN

To display the FCC/IC label on the device, do the following steps:

STEP 1 - Tap the **Settings** icon:

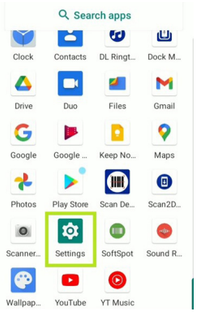

STEP 2 - Tap the **About phone** option:

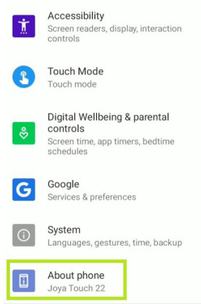

STEP 3 - Tap the **Regulatory labels** option:

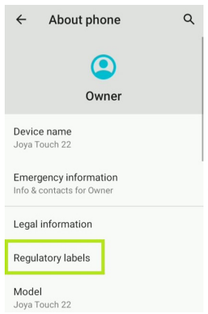

RESULT #1: ELECTRONIC LABEL
(for GUN Variant case)

RESULT #2: ELECTRONIC LABEL
(for HANDHELD Variant case)



FCC COMPLIANCE

This device complies with Part 15 of the FCC Rules.
Operation is subject to the following two conditions:
(1)this device may not cause harmful interference, and
(2)this device must accept any interference received, including interference that may cause undesired operation.

NOTICE:

This device is restricted to indoor use when operated in the 5.15 to 5.25 GHz frequency range.
Changes or modifications made to this equipment not expressly approved by Datalogic S.r.l. may void the FCC authorization to operate this equipment.

NOTE:

This equipment has been tested and found to comply with the limits for a Class B digital device, pursuant to Part 15 of the FCC Rules. These limits are designed to provide reasonable protection against harmful interference in a residential installation. This equipment generates, uses and can radiate radio frequency energy and, if not installed and used in accordance with the instructions, may cause harmful interference to radio communications. However, there is no guarantee that interference will not occur in a particular installation. If this equipment does cause harmful interference to radio or television reception, which can be determined by turning the equipment off and on, the user is encouraged to try to correct the interference by one or more of the following measures:

- Reorient or relocate the receiving antenna.
- Increase the separation between the equipment and receiver.
- Connect the equipment into an outlet on a circuit different from that to which the receiver is connected.
- Consult the dealer or an experienced radio/TV technician for help.

ISED COMPLIANCE

NOTICE:

This device complies with Industry Canada licence-exempt RSS standard(s).
Operation is subject to the following two conditions:
(1)this device may not cause harmful interference, and
(2)this device must accept any interference received, including interference that may cause undesired operation.
Le présent appareil est conforme aux CNR d'Industrie Canada applicables aux appareils radio exempts de licence. L'exploitation est autorisée aux deux conditions suivantes:
(1) l'appareil ne doit pas produire de brouillage, et
(2) l'utilisateur de l'appareil doit accepter tout brouillage radioélectrique subi, même si le brouillage est susceptible d'en compromettre le fonctionnement.

CAUTION

(i) the device for operation in the band 5150-5250 MHz is only for indoor use to reduce the potential for harmful interference to cochannel mobile satellite systems;
(ii) high-power radars are allocated as primary users (i.e. priority users) of the bands 5250-5350MHz and 5650-5850 MHz and that these radars could cause interference and/or damage to LE-LAN devices.

AVERTISSEMENT:

(i) les dispositifs fonctionnant dans la bande 5 150-5 250 MHz sont réservés uniquement pour une utilisation à l'intérieur afin de réduire les risques de brouillage préjudiciable aux systèmes de satellites mobiles utilisant les mêmes canaux;
(ii) les utilisateurs de radars de haute puissance sont désignés utilisateurs principaux (c.-à-d., qu'ils ont la priorité) pour les bandes 5 250-5 350 MHz et 5 650-5 850 MHz et que ces radars pourraient causer du brouillage et/ou des dommages aux dispositifs LAN-EL.

RADIO TECHNOLOGIES AND FREQUENCY BANDS (USA AND CANADA)

Radio Technology	Frequency Bands
WiFi WLAN IEEE 802.11b/g/n (HT-20, HT-40)	2.4GHz Frequency Bands: 2.412 - 2.462 MHZ
WLAN IEEE 802.11a/n (HT-20, HT-40)/ ac (VHT-20, VHT-40, VHT80)	5GHz Frequency Bands: 5.180— 5.240 MHz 5.260— 5.320 MHz 5.500— 5.700 MHz, 5.720 MHz 5.735— 5.825 MHz
Bluetoothe V5.1 — EDR/LE	2402-2480 Mhz

RADIO FREQUENCY EXPOSURE INFORMATION

The JOYA TOUCH 22 is designed to be held by the End User hands and carried close to the End User body only using the belt holster accessory.
The JOYA TOUCH 22 is equipped by loudspeaker only, thus it is designed for VoIP calls on loudspeaker only and far away from the user's head.

CE SAR Compliance

The JOYA TOUCH 22 complies with CE SAR limits for general population/uncontrolled exposure specified in Council Recommendation 1999/519/EC, ICNIRP Guidelines and RED (Directive 2014/53/EU).
The JOYA TOUCH 22 has been tested for handheld and typical body-worn use (0mm distance from the body, using a belt holster), according to EN 50360:2017, EN50566:2017, EN 62311: 2020, EN 50665:2017, EN 62479:2010, EN 50663:2017 and EN 62209-2:2010.
For body-worn use the device must be properly held in the Datalogic genuine holster.
In order to meet the CE SAR Compliance, only genuine Datalogic Belt Holster for JOYA TOUCH 22 must be used.
The use of third-party holsters (or similar accessories) may not comply with CE SAR compliance requirements, thus should be avoided.
The genuine Datalogic belt holster must be properly worn, so that the JOYA TOUCH 22 faces to the end user body its front (display) side or its back (battery) side.
Refer to https://www.datalogic.com for JOYA TOUCH 22 genuine holster and accessories.

FCC/ISED SAR Compliance

The JOYA TOUCH 22 complies with the FCC SAR limits specified in the FCC 47 CFR part2 (2.1093) and ANSI/IEEE C95.1- 1992, and it complies with the ISED SAR limits specified in ISED RSS-102 Issue 5 (2015).
The JOYA TOUCH 22 has been tested for handheld and typical body-worn use (0mm distance from the body, using a belt holster), according to the specific SAR testing method referred at the Display Exhibits section of https://apps.fcc.gov/oetcf/eas/reports/GenericSearch.cfm, filling the FCC IDs specified in the FCC/IC labeling section of this Addendum.
In order to meet the FCC/ISED SAR Compliance, only genuine Datalogic Belt Holster for JOYA TOUCH 22 must be used. The use of third-party holsters (or similar accessories) may not comply with FCC/ISED SAR compliance requirements, thus should be avoided.
The genuine Datalogic holster must be properly worn, so that the JOYA TOUCH 22 faces to the end user body its front (display) side or its back (battery) side. Refer to https://www.datalogic.com for JOYA TOUCH 22 genuine holster and accessories.
Cet équipement peut être utilisé dans votres mains. Cet équipement peut être utilisé et installé à une distance minimale de 0mm entre le radiateur et votres corps seulement avec le Belt Holster accessoire pour JOYA TOUCH 22.
Este equipamento não tem direito à proteção contra interferência prejudicial e não pode causar interferência em sistemas devidamente autorizados.
La operación de este equipo está sujeta a las siguientes dos condiciones.

1. Es posible que este equipo o dispositivo no cause interferencia perjudicial.
2. Este equipo o dispositivo debe aceptar cualquier interferencia. Incluyendo la que pueda causar su operación no deseada.

微功率设备应当在其产品使用说明（含电子显示的说明书）中注明以下内容：
（一）符合“微功率短距离无线电发射设备目录和技术要求”的具体条款和使用场景，采用的天线类型和性能，控制、调整及开关等使用方法；
（二）不得擅自改变使用场景或使用条件、扩大发射频率范围、加大发射功率（包括额外加装射频功率放大器），不得擅自更改发射天线；
（三）不得对其他合法的无线电台（站）产生有害干扰，也不得提出免受有害干扰保护；
（四）应当承受辐射射频能量的工业、科学及医疗（ISM）应用设备的干扰或其他合法的无线电台（站）干扰；
（五）如对其他合法的无线电台（站）产生有害干扰时，应立即停止使用，并采取措施消除干扰后方可继续使用；
（六）在航空器内和依据法律法规、国家有关规定、标准划设的射电天文台、气象雷达站、卫星地球站（含测控、测距、接收、导航站）等军民用无线电台（站）、机场等的电磁环境保护区域内使用微功率设备，应当遵守电磁环境保护及相关行业主管部门的规定；
（七）禁止在以机场跑道中心点为圆心、半径5000米的区域内使用各类模型遥控器；
（八）微功率设备使用时温度和电压的环境条件。