Annex 1: Measurement diagrams to
T E S T R E P O R T
No.: 18-1-0050701T02a

According to:

FCC Regulations
Part 15.205
Part 15.209
Part 15.247

ISED-Regulations
RSS-Gen, Issue 4, RSS-247, Issue 2

for

Datalogic S.r.l.

Joya Touch A6
Type: A00AN04HLXGT0AN

FCC ID: U4GJTADG
ISED ID: 3862E-JTADG
HVIN: JTADG GUN

Laboratory Accreditation and Listings			
DAkkS Deutsche Akkreditierungsstelle D-PL-12047-01-01	MRA US-EU 0003	Industry Canada Reg. No.: 3462D-1 Reg. No.: 3462D-2 Reg. No.: 3462D-3	Voluntary Controls for Electromagnetic Emissions Reg. No.: R-2666 C-2914, T-1967, G-301
WiFi ALLIANCE AUTHORIZED RF LABORATORY	ctia Authorized™ Test Lab Lab Code: 20011130-00		
accredited according to DIN EN ISO/IEC 17025			

CETECOM GmbH
Laboratory Radio Communications & Electromagnetic Compatibility
Im Teelbruch 116 • 45219 Essen • Germany
Registered in Essen, Germany, Reg. No.: HRB Essen 8984
Tel.: + 49 (0) 20 54 / 95 19-954 • Fax: + 49 (0) 20 54 / 95 19-964
E-mail: info@cetecom.com • Internet: www.cetecom.com

The test results relate only to the individual items that have been tested. This report shall not be reproduced in parts without the written approval of the testing laboratory © Copyright: All rights reserved by CETECOM

TABLE OF CONTENTS:

1. CONDUCTED POWER MEASUREMENTS 3

2. RADIATED FIELD STRENGTH MEASUREMENTS (GUN VARIANT) 4

2.1. Radiated Field Strength Emissions – 9 kHz to 30 MHz 4
2.2. Radiated Field Strength Emissions – 30 MHz to 1 GHz 10
2.3. Radiated Field Strength Emissions – 1 GHz to 18 GHz 16
2.4. Radiated Field Strength Emissions – 18 GHz to 25 GHz 22
2.5. Radiated Band-Edge Measurements 24
2.5.1. BR Mode-GFSK-low Channel 2402 MHz (2.4 GHz ISM: left band edge) 24
2.5.2. EDR Mode-pi/4DPSK -High Channel 2480 MHz (2.4 GHz ISM: right band edge) 25
2.5.3. BR Mode- pi/4DPSK -low Channel 2402 MHz (2.4 GHz ISM: left band edge) 25
2.5.4. EDR Mode-8DPSK-Low Channel 2402 MHz (2.4 GHz ISM: left band edge) 26
2.5.5. EDR Mode-8DPSK-High Channel 2480 MHz (2.4 GHz ISM: right band edge) 26

3. RADIATED FIELD STRENGTH MEASUREMENTS (HANDHELD VARIANT) 27

3.1. Radiated Field Strength Emissions – 9 kHz to 30 MHz 27
3.2. Radiated Field Strength Emissions – 30 MHz to 1 GHz 29
3.3. Radiated Field Strength Emissions – 1 GHz to 18 GHz 31
3.4. Radiated Field Strength Emissions – 18 GHz to 25 GHz 32
3.5. Radiated Band-Edge Measurements 33
3.5.1. BR Mode-GFSK-High Channel 2480 MHz (2.4 GHz ISM: right band edge) 33
3.5.2. BR Mode-GFSK-low Channel 2402 MHz (2.4 GHz ISM: left band edge) 34

1. Conducted Power Measurements

Bluetooth FHSS (Mode)	Modulation (Data Rate)	Channel No. (Channel Frequency)	Conducted Peak Power (dBm)	Conducted Peak Power (mW)
Bluetooth FHSS (BR Mode)	GFSK (1 Mbps)	Channel No. 0 (2402 MHz)	4,50	2,818
	GFSK (1 Mbps)	Channel No. 39 (2441 MHz)	5,02	3,177
	GFSK (1 Mbps)	Channel No. 78 (2480 MHz)	3,05	2,018
Bluetooth FHSS (EDR Mode)	π/4-DQPSK (2 Mbps)	Channel No. 0 (2402 MHz)	2,09	1,618
	π/4-DQPSK (2 Mbps)	Channel No. 39 (2441 MHz)	2,95	1,972
	π/4-DQPSK (2 Mbps)	Channel No. 78 (2480 MHz)	0,66	1,164
	8DPSK (3 Mbps)	Channel No. 0 (2402 MHz)	2,05	1,603
	8DPSK (3 Mbps)	Channel No. 39 (2441 MHz)	2,93	1,963
	8DPSK (3 Mbps)	Channel No. 78 (2480 MHz)	0,63	1,156
Conducted Peak Power Limits			20.97	125

2. Radiated Field Strength Measurements (Gun variant)

2.1. Radiated Field Strength Emissions – 9 kHz to 30 MHz

2.10a_BT_BDR_EDR_low

Date: 23.04.2018 Page 1 of 2

Test description:	Magnetic Field Strength Measurement related to 30/300 m distance
Test site and distance:	Ref.-Nr. 441 Semi Anechoic Room (SAR) with 3 m measurement distance
Version of Testsoftware:	EMC32 V9.25.0
Distance correction:	used accord. table, pls. see test report
Technical Data:	Please see page 2 for detailed data of measurement setup
Rec. antenna (pre-scan):	height 1.00 m, parallel and 90° to EUT polarisation
Used filter:	bypass
Test specification:	FCC 15.205 § 15.209; RSS-Gen: Issue 4
Operator:	MBe
Operating conditions:	BT EDR BDR | ch=0 | DH 5
Power during tests:	fully loaded batterie

Full Spectrum

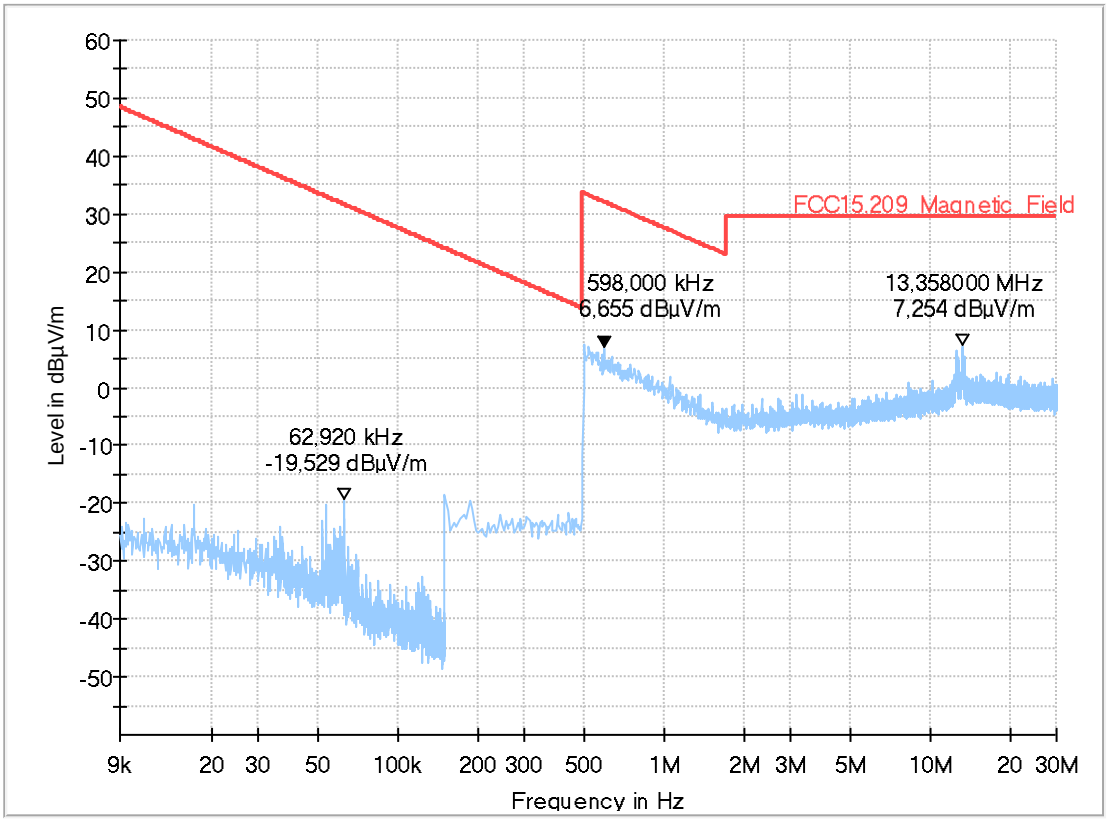

2.10b_BT_EDR_BDR_low

Date: 23.04.2018 Page 1 of 2

Test description:	Magnetic Field Strength Measurement related to 30/300 m distance
Test site and distance:	Ref.-Nr. 441 Semi Anechoic Room (SAR) with 3 m measurement distance
Version of Testsoftware:	EMC32 V9.25.0
Distance correction:	used accord. table, pls. see test report
Technical Data:	Please see page 2 for detailed data of measurement setup
Rec. antenna (pre-scan):	height 1.00 m, parallel and 90° to EUT polarisation
Used filter:	bypass
Test specification:	FCC 15.205 § 15.209; RSS-Gen: Issue 4
Operator:	MBe
Operating conditions:	BT EDR BDR | ch=0 | DH 5
Power during tests:	fully loaded batterie

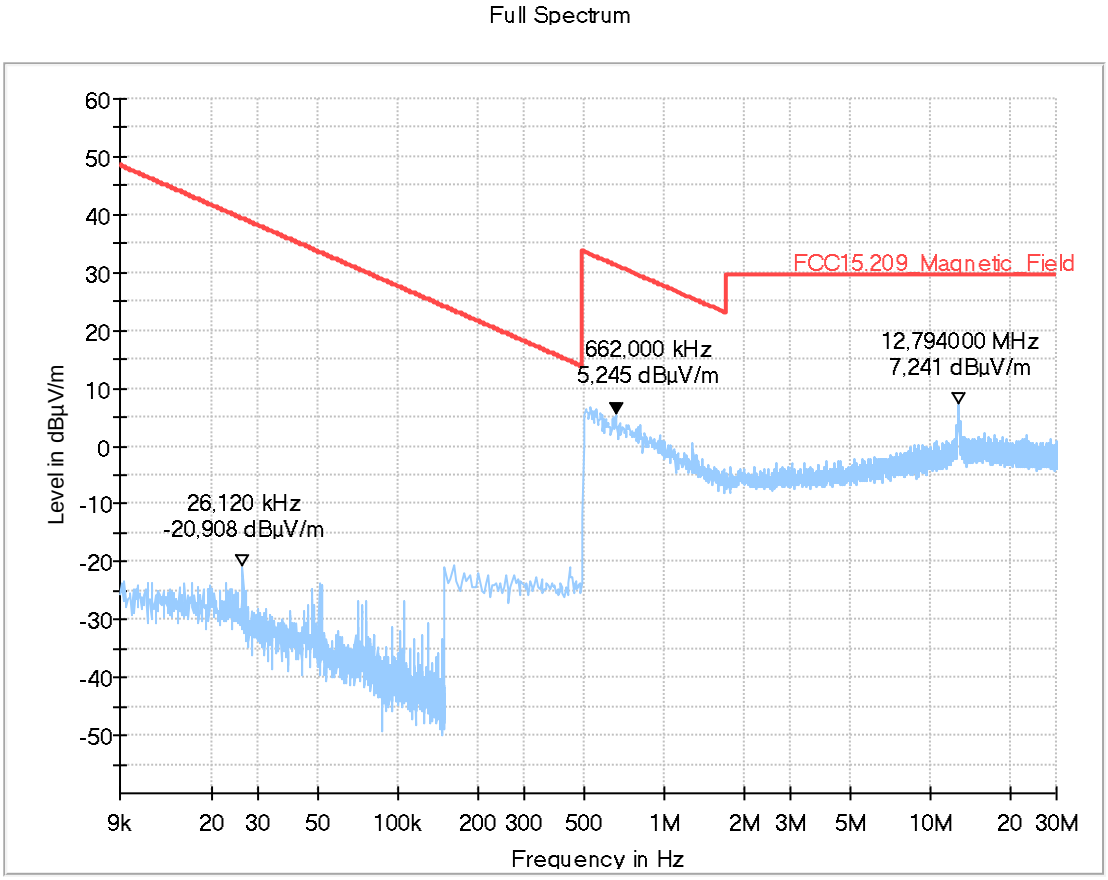

2.11a_BT_EDR_BDR_mid

Date: 23.04.2018 Page 1 of 2

Test description:	Magnetic Field Strength Measurement related to 30/300 m distance
Test site and distance:	Ref.-Nr. 441 Semi Anechoic Room (SAR) with 3 m measurement distance
Version of Testsoftware:	EMC32 V9.25.0
Distance correction:	used accord. table, pls. see test report
Technical Data:	Please see page 2 for detailed data of measurement setup
Rec. antenna (pre-scan):	height 1.00 m, parallel and 90° to EUT polarisation
Used filter:	bypass
Test specification:	FCC 15.205 § 15.209; RSS-Gen: Issue 4
Operator:	MBe
Operating conditions:	BT EDR BDR | ch=39 | 2DH 5
Power during tests:	fully loaded batterie

Full Spectrum

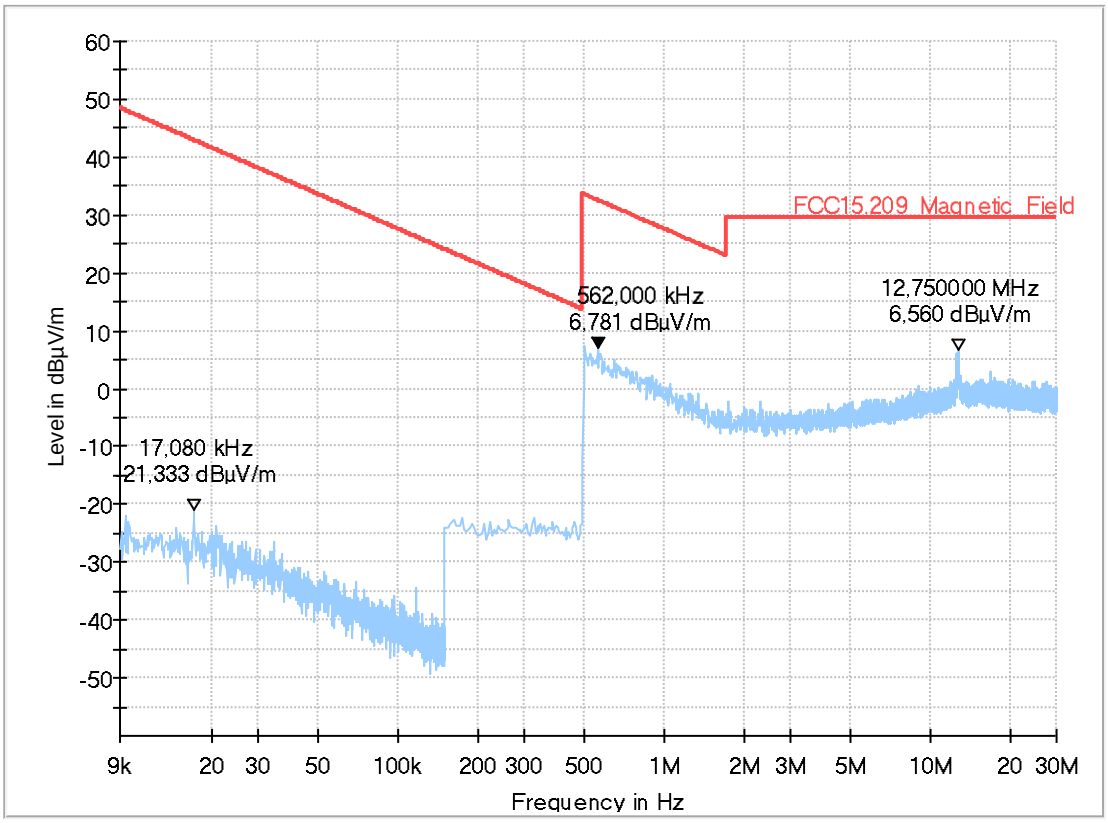

2.11b_BT_EDR_BDR_mid

Date: 23.04.2018 Page 1 of 2

Test description:	Magnetic Field Strength Measurement related to 30/300 m distance
Test site and distance:	Ref.-Nr. 441 Semi Anechoic Room (SAR) with 3 m measurement distance
Version of Testsoftware:	EMC32 V9.25.0
Distance correction:	used accord. table, pls. see test report
Technical Data:	Please see page 2 for detailed data of measurement setup
Rec. antenna (pre-scan):	height 1.00 m, parallel and 90° to EUT polarisation
Used filter:	bypass
Test specification:	FCC 15.205 § 15.209; RSS-Gen: Issue 4
Operator:	MBe
Operating conditions:	BT EDR BDR | ch=39 | 2DH 5
Power during tests:	fully loaded batterie

Full Spectrum

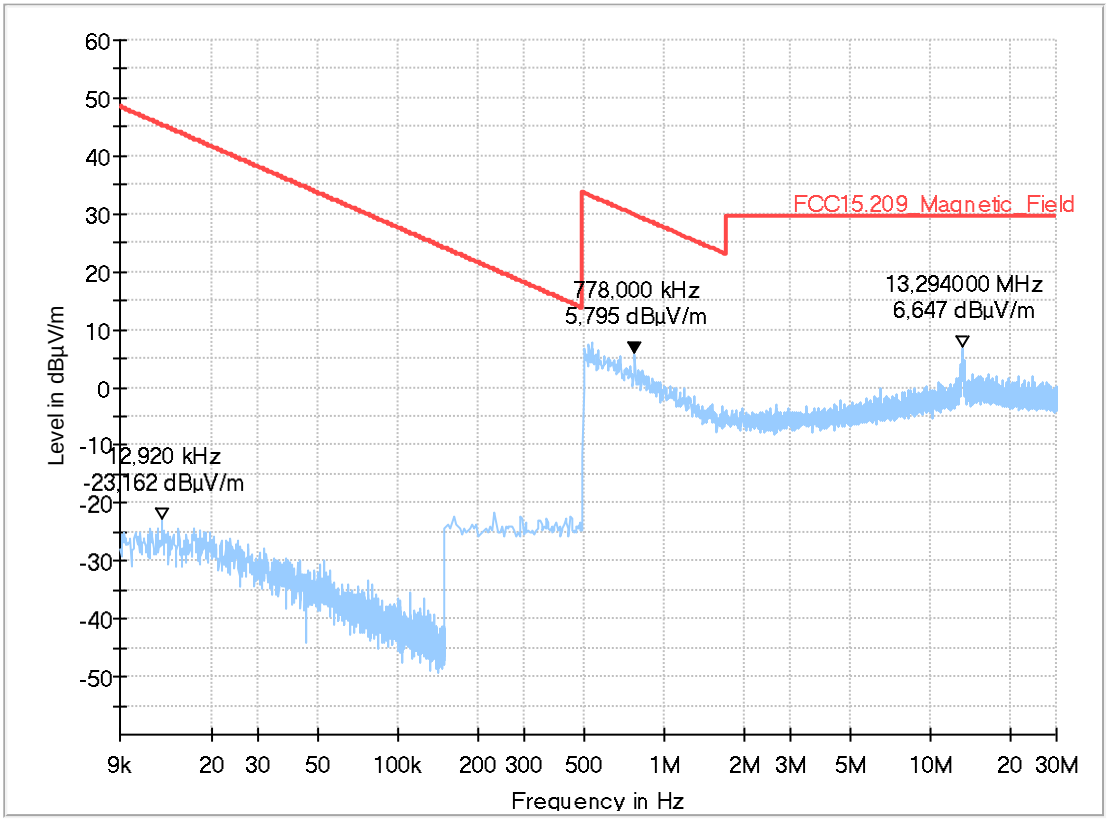

2.12a_BT_EDR_BDR_high

Date: 23.04.2018 Page 1 of 2

Test description:	Magnetic Field Strength Measurement related to 30/300 m distance
Test site and distance:	Ref.-Nr. 441 Semi Anechoic Room (SAR) with 3 m measurement distance
Version of Testsoftware:	EMC32 V9.25.0
Distance correction:	used accord. table, pls. see test report
Technical Data:	Please see page 2 for detailed data of measurement setup
Rec. antenna (pre-scan):	height 1.00 m, parallel and 90° to EUT polarisation
Used filter:	bypass
Test specification:	FCC 15.205 § 15.209; RSS-Gen: Issue 4
Operator:	MBe
Operating conditions:	BT EDR BDR | ch=78 | 3DH 5
Power during tests:	fully loaded batterie

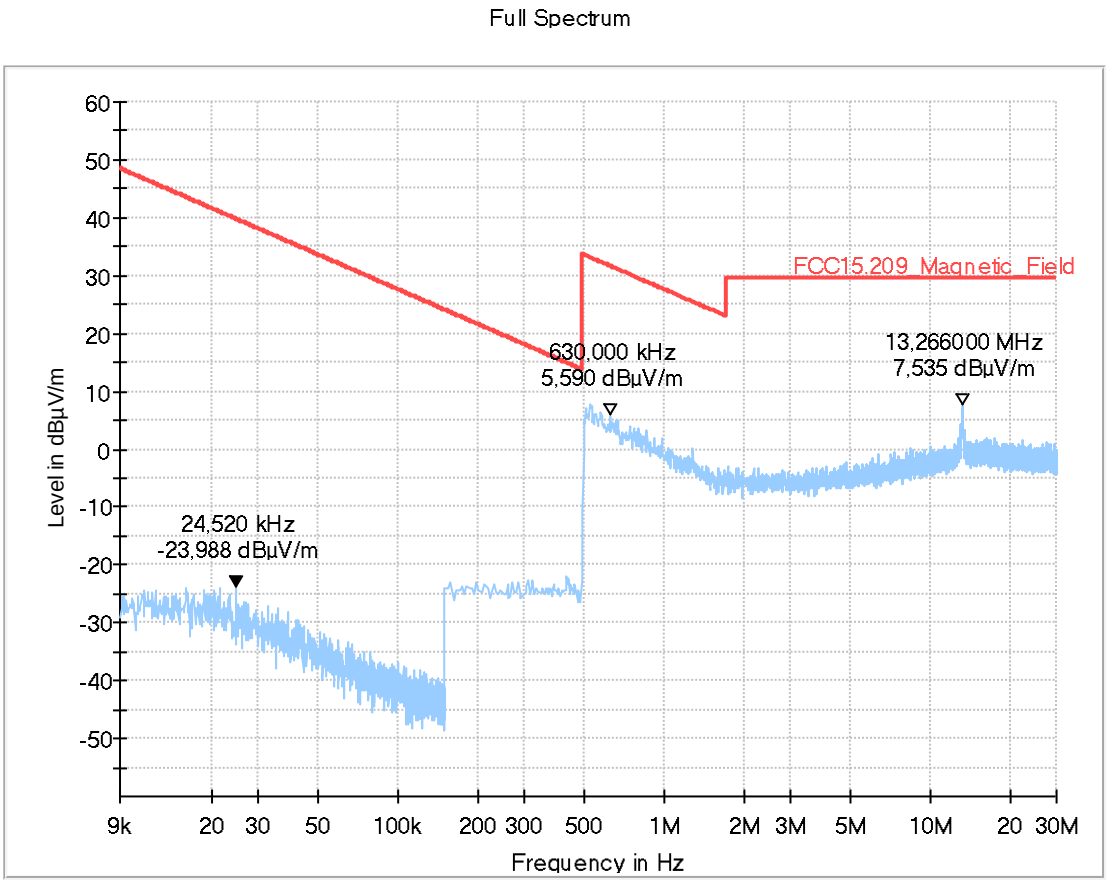

2.12b_BT_EDR_BDR_high

Date: 23.04.2018 Page 1 of 2

Test description:	Magnetic Field Strength Measurement related to 30/300 m distance
Test site and distance:	Ref.-Nr. 441 Semi Anechoic Room (SAR) with 3 m measurement distance
Version of Testsoftware:	EMC32 V9.25.0
Distance correction:	used accord. table, pls. see test report
Technical Data:	Please see page 2 for detailed data of measurement setup
Rec. antenna (pre-scan):	height 1.00 m, parallel and 90° to EUT polarisation
Used filter:	bypass
Test specification:	FCC 15.205 § 15.209; RSS-Gen: Issue 4
Operator:	MBe
Operating conditions:	BT EDR BDR | ch=78 | 3DH 5
Power during tests:	fully loaded batterie

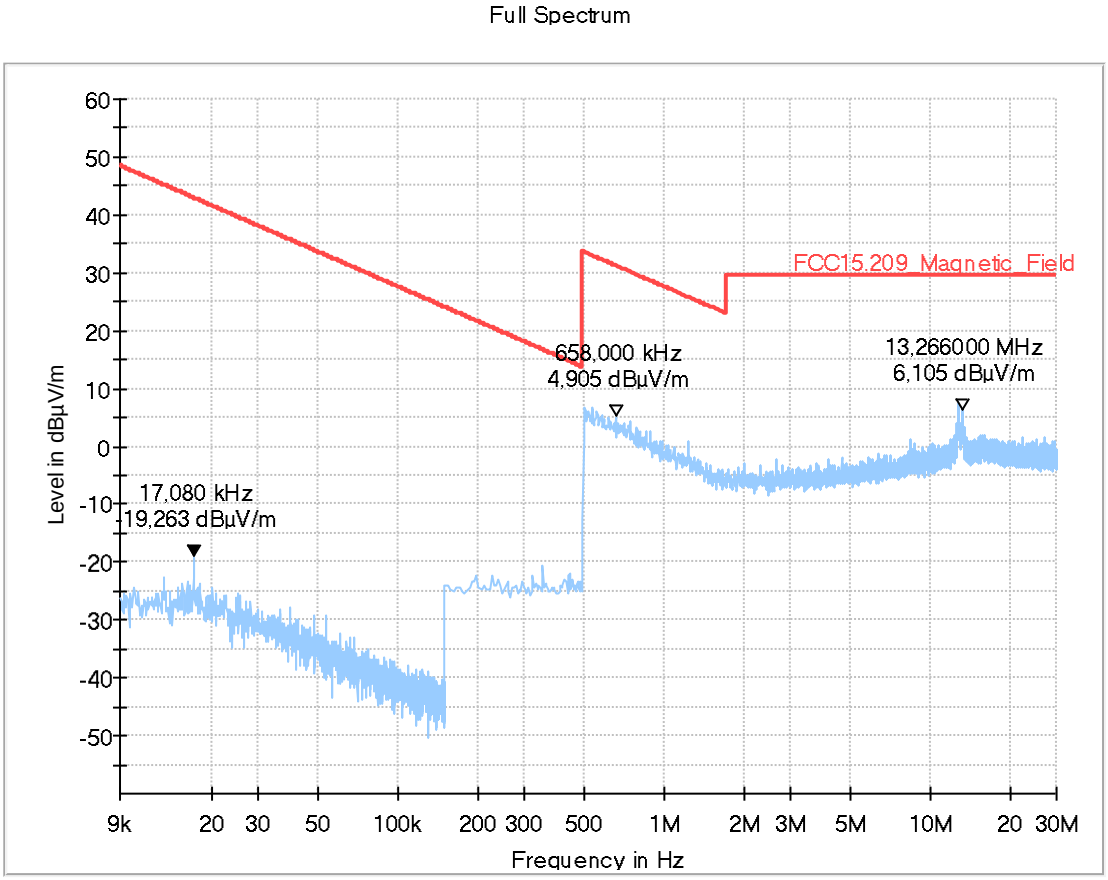

2.2. Radiated Field Strength Emissions – 30 MHz to 1 GHz

3.10a_BT_EDR_BDR_low

	23.04.2018 Page 1 of 1
Test description:	Electric Field Strength Measurement
Test site and distance:	Ref.-Nr. 441 Semi Anechoic Room (SAR) with 3 m measurement distance
Version of Testsoftware:	EMC32 V9.25.0
Distance correction:	not used
Used filter:	not used
Technical Data:	please see page 2 for detailed data of measurement setup
Test specification.:	FCC 15.109 Class B; RSS-Gen. Issue 4
Operator:	TFra
Operating conditions:	
Power during tests:	Battery

Full Spectrum

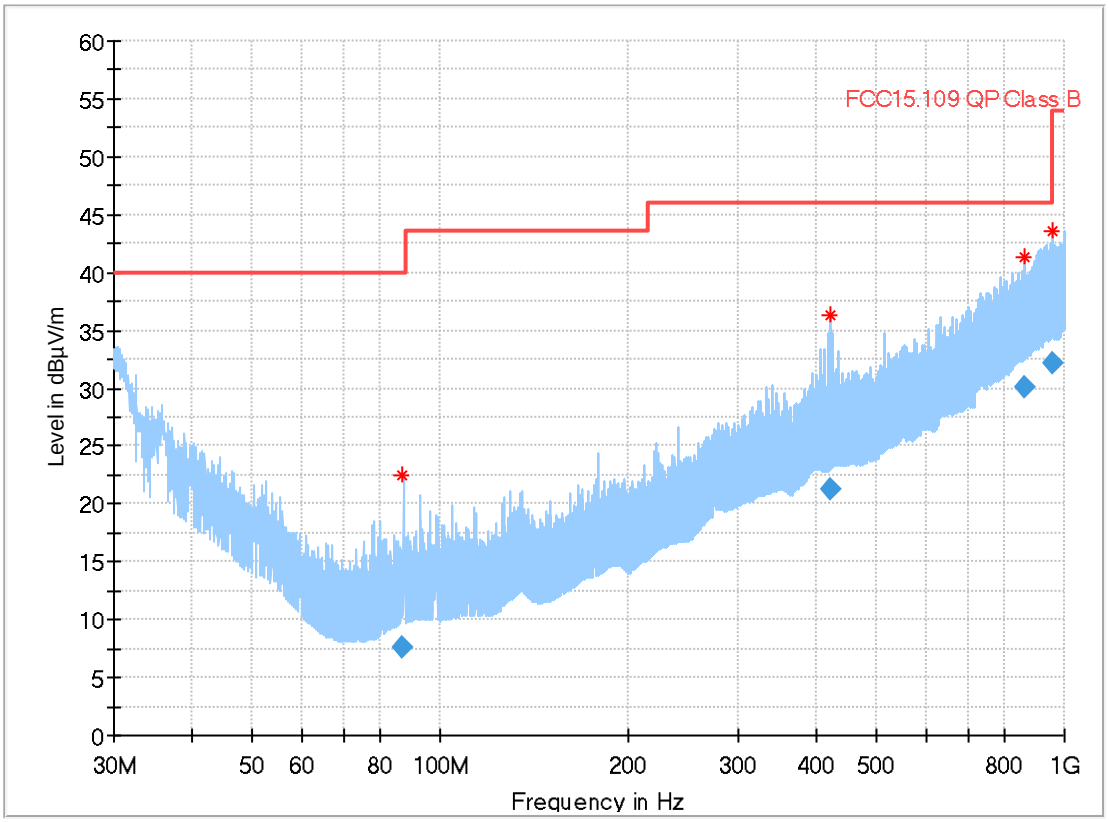

3.10b_BT_EDR_BDR_low

24.04.2018 Page 1 of 1

Test description:	Electric Field Strength Measurement
Test site and distance:	Ref.-Nr. 441 Semi Anechoic Room (SAR) with 3 m measurement distance
Version of Testsoftware:	EMC32 V9.25.0
Distance correction:	not used
Used filter:	not used
Technical Data:	please see page 2 for detailed data of measurement setup
Test specification.:	FCC 15.209; RSS-Gen: Issue 3
Operator:	TFra
Power during tests:	Battery

Full Spectrum

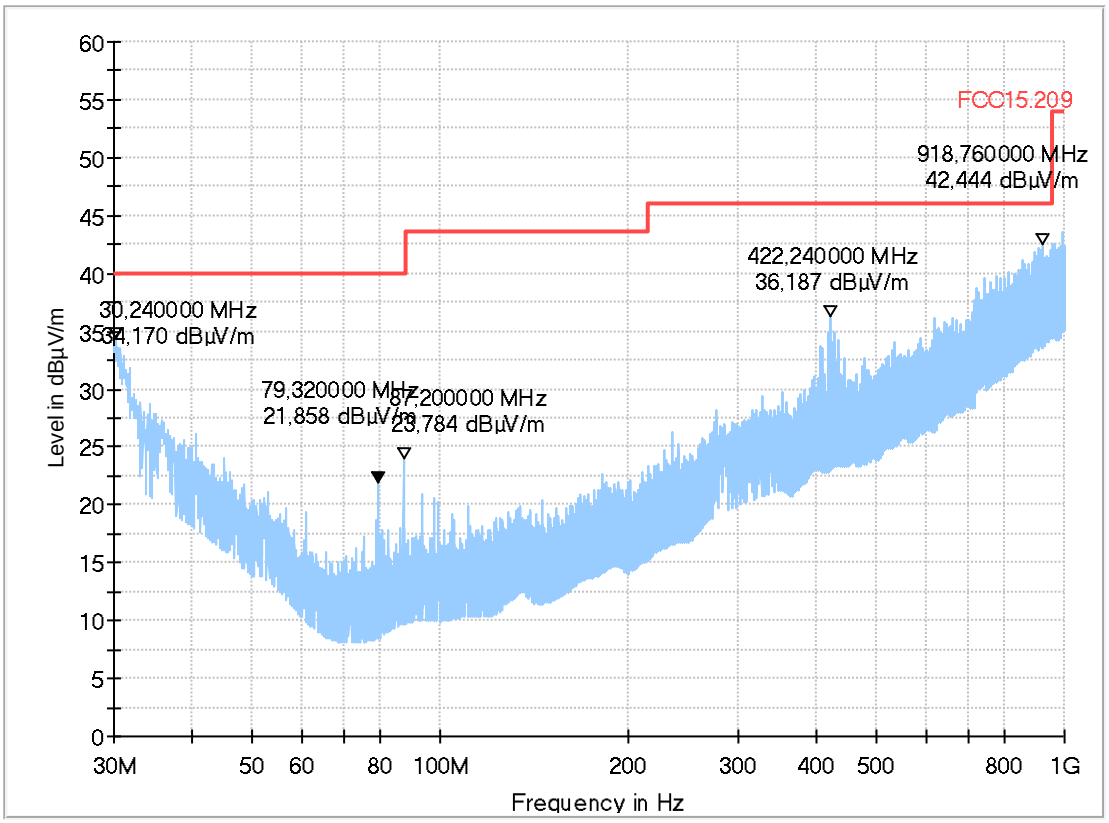

3.11a_BT_EDR_BDR_mid

24.04.2018 Page 1 of 1

Test description:	Electric Field Strength Measurement
Test site and distance:	Ref.-Nr. 441 Semi Anechoic Room (SAR) with 3 m measurement distance
Version of Testsoftware:	EMC32 V9.25.0
Distance correction:	not used
Used filter:	not used
Technical Data:	please see page 2 for detailed data of measurement setup
Test specification.:	FCC 15.209; RSS-Gen: Issue 3
Operator:	TFra
Power during tests:	Battery

Full Spectrum

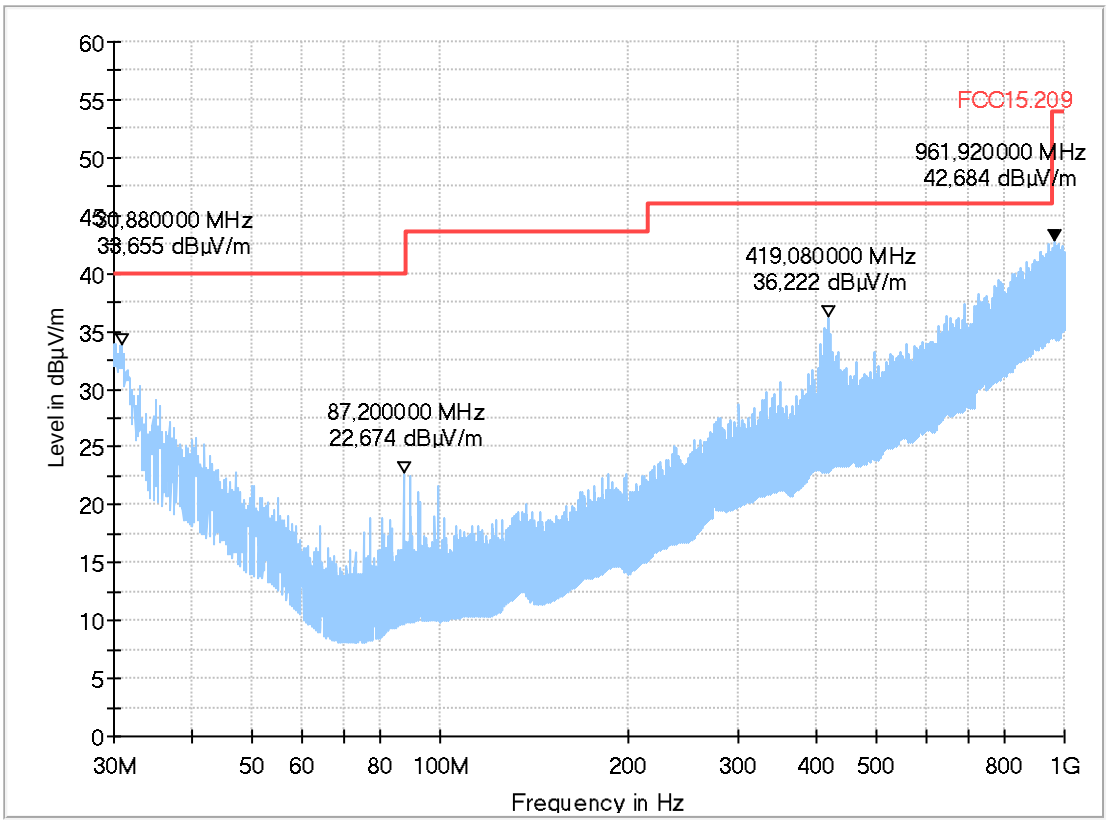

3.11b_BT_EDR_BDR_mid

24.04.2018 Page 1 of 1

Test description:	Electric Field Strength Measurement
Test site and distance:	Ref.-Nr. 441 Semi Anechoic Room (SAR) with 3 m measurement distance
Version of Testsoftware:	EMC32 V9.25.0
Distance correction:	not used
Used filter:	not used
Technical Data:	please see page 2 for detailed data of measurement setup
Test specification.:	FCC 15.209; RSS-Gen: Issue 3
Operator:	TFra
Power during tests:	Battery

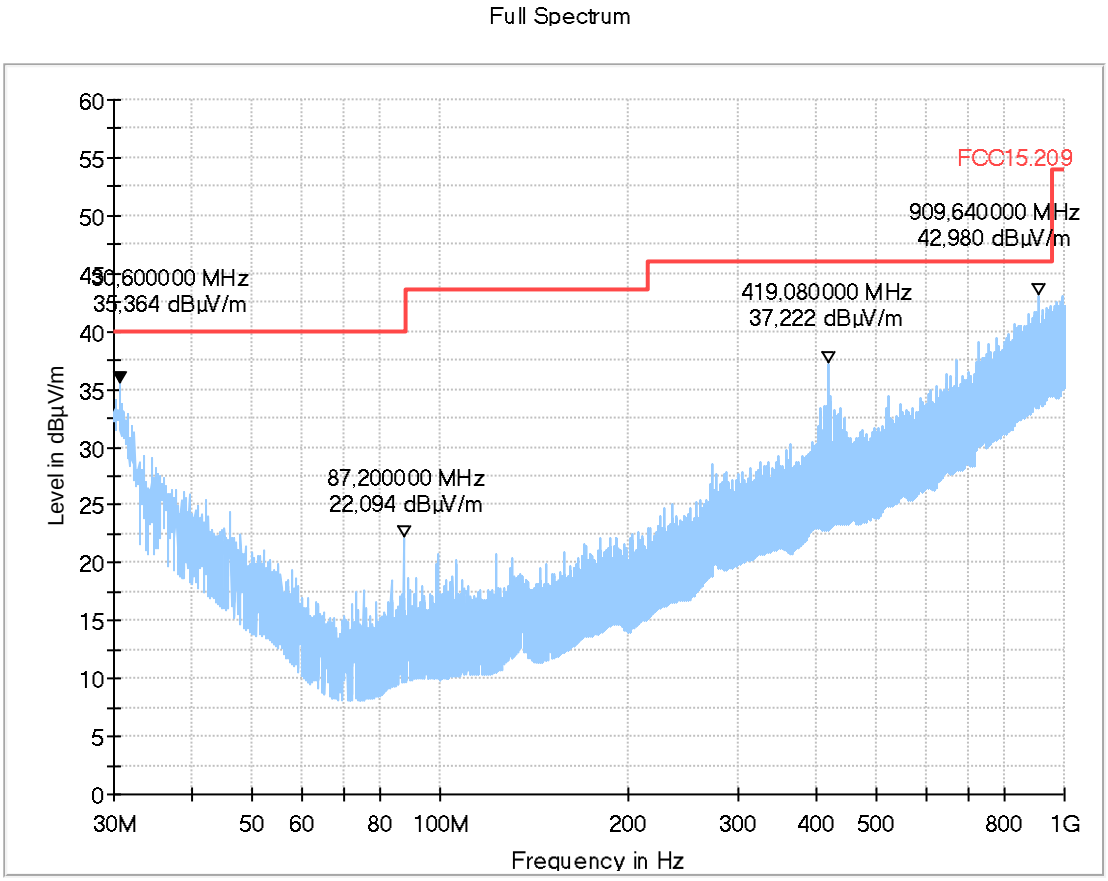

3.12a_BT_EDR_BDR_high

24.04.2018 Page 1 of 1

Test description:	Electric Field Strength Measurement
Test site and distance:	Ref.-Nr. 441 Semi Anechoic Room (SAR) with 3 m measurement distance
Version of Testsoftware:	EMC32 V9.25.0
Distance correction:	not used
Used filter:	not used
Test specification.:	FCC 15.209/15.205; RSS-Gen., Issue 4
Operator:	LKu
Operating conditions:	continuous TX
Comment 1:	EUT laying

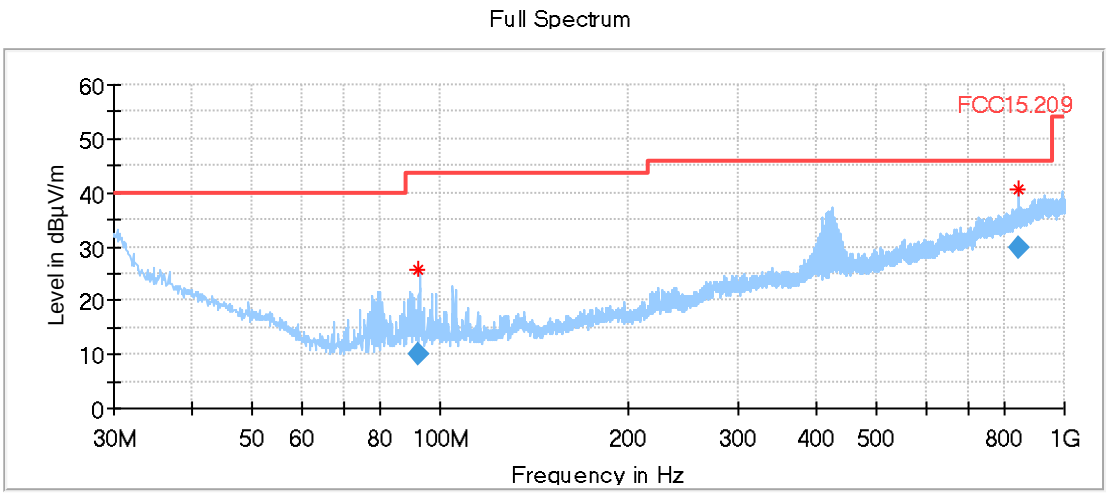

Final_Result

Frequency (MHz)	QuasiPeak (dBµV/m)	Limit (dBµV/m)	Meas. Time (ms)	Bandwidth (kHz)	Height (cm)	Pol	Azimuth (deg)	Corr. (dB)
92.410000	10.09	43.50	1000.0	120.000	319.0	V	62.0	8.3
842.740000	29.93	46.00	1000.0	120.000	301.0	H	272.0	25.7

3.12b_BT_EDR_BDR_high

	24.04.2018 Page 1 of 1
Test description:	Electric Field Strength Measurement
Test site and distance:	Ref.-Nr. 441 Semi Anechoic Room (SAR) with 3 m measurement distance
Version of Testsoftware:	EMC32 V9.25.0
Distance correction:	not used
Used filter:	not used
Test specification.:	FCC 15.209/15.205; RSS-Gen., Issue 4
Operator:	LKu
Operating conditions:	continuous TX
Comment 1:	EUT laying

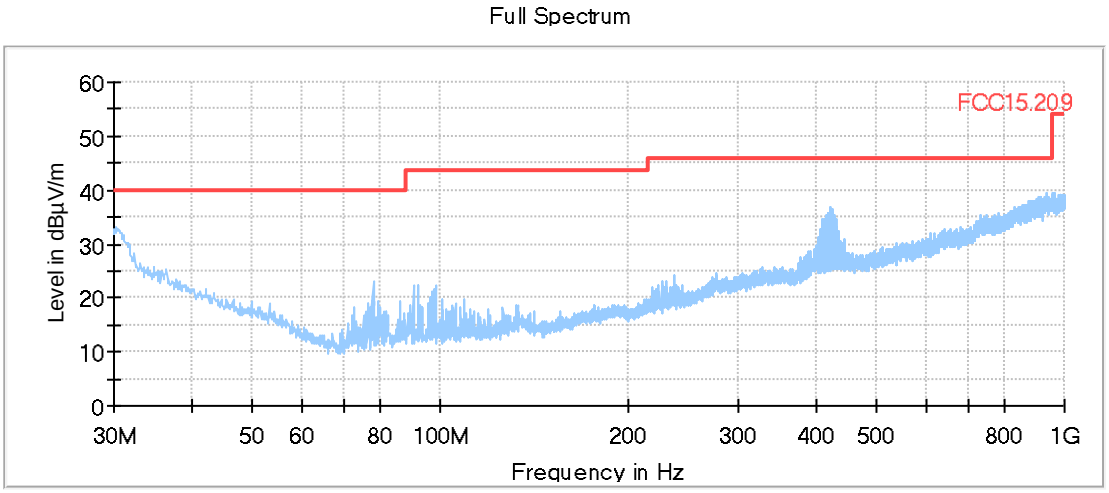

Final_Result

Frequency (MHz)	QuasiPeak (dBµV/m)	Limit (dBµV/m)	Meas. Time (ms)	Bandwidth (kHz)	Height (cm)	Pol	Azimuth (deg)	Corr. (dB)
---	---	---	---	---	---		---	---

2.3. Radiated Field Strength Emissions – 1 GHz to 18 GHz

4.10_BT_BDR_EDR_low

Common Information

Test Description:	Radiated field strength emission in 3m distance
Test Site:	CETECOM GmbH Essen
Test Standard:	FCC 15.247&15.209 Intentional Radiator / RSS-Gen, Issue 4
Antenna polarisation:	horizontal/vertical
Operation mode:	TX, continuous
Operator Name:	SLo
Comment:	low=0 | DH5

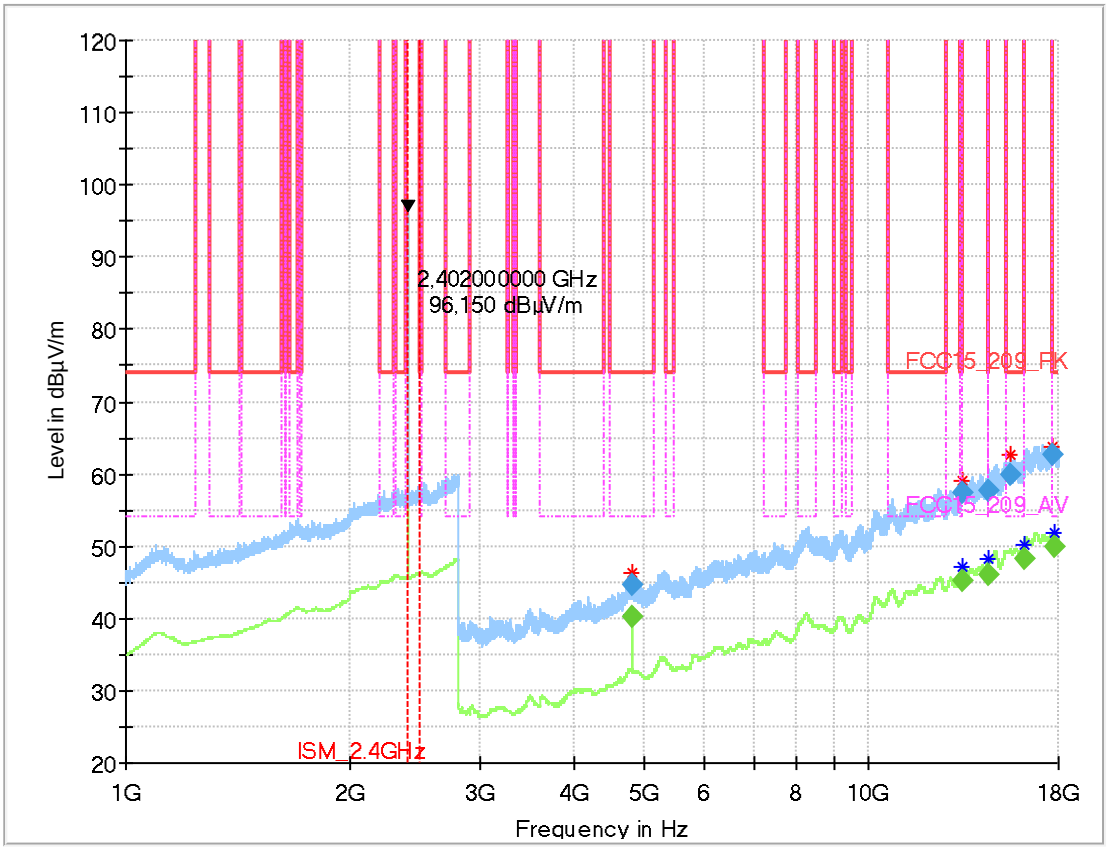

Final_Result

Frequency (MHz)	MaxPeak (dBµV/m)	Average (dBµV/m)	Limit (dBµV/m)	Margin (dB)	Meas. Time	Bandwidth (kHz)	Height (cm)	Pol	Azimuth (deg)
4803.600000	44.52	---	74.00	29.48	100.0	1000.000	155.0	V	225.0
4803.600000	---	40.13	54.00	13.87	100.0	1000.000	155.0	V	184.0
13366.800000	57.34	---	74.00	16.66	100.0	1000.000	155.0	V	131.0
13397.600000	---	45.16	54.00	8.84	100.0	1000.000	155.0	V	301.0
14492.400000	---	46.01	54.00	7.99	100.0	1000.000	155.0	V	129.0
14494.800000	57.75	---	74.00	16.25	100.0	1000.000	155.0	H	-9.0
15504.000000	59.86	---	74.00	14.14	100.0	1000.000	155.0	H	92.0
16198.800000	---	48.32	54.00	5.68	100.0	1000.000	155.0	V	135.0
17713.200000	62.60	---	74.00	11.40	100.0	1000.000	155.0	V	102.0
17777.200000	---	49.89	54.00	4.11	100.0	1000.000	155.0	V	152.0

(continuation of the "Final_Result" table from column 15 ...)

Frequency (MHz)	Elevation (deg)
4803.600000	0.0
4803.600000	0.0
13366.800000	90.0
13397.600000	90.0
14492.400000	90.0
14494.800000	90.0
15504.000000	90.0
16198.800000	90.0
17713.200000	90.0
17777.200000	90.0

4.11_BT_BDR_EDR_mid

Common Information

Test Description:	Radiated field strength emission in 3m distance
Test Site:	CETECOM GmbH Essen
Test Standard:	FCC 15.247&15.209 Intentional Radiator / RSS-Gen, Issue 4
Antenna polarisation:	horizontal/vertical
Operation mode:	TX, continuous
Operator Name:	SLo
Comment:	mid=39 | 2DH5

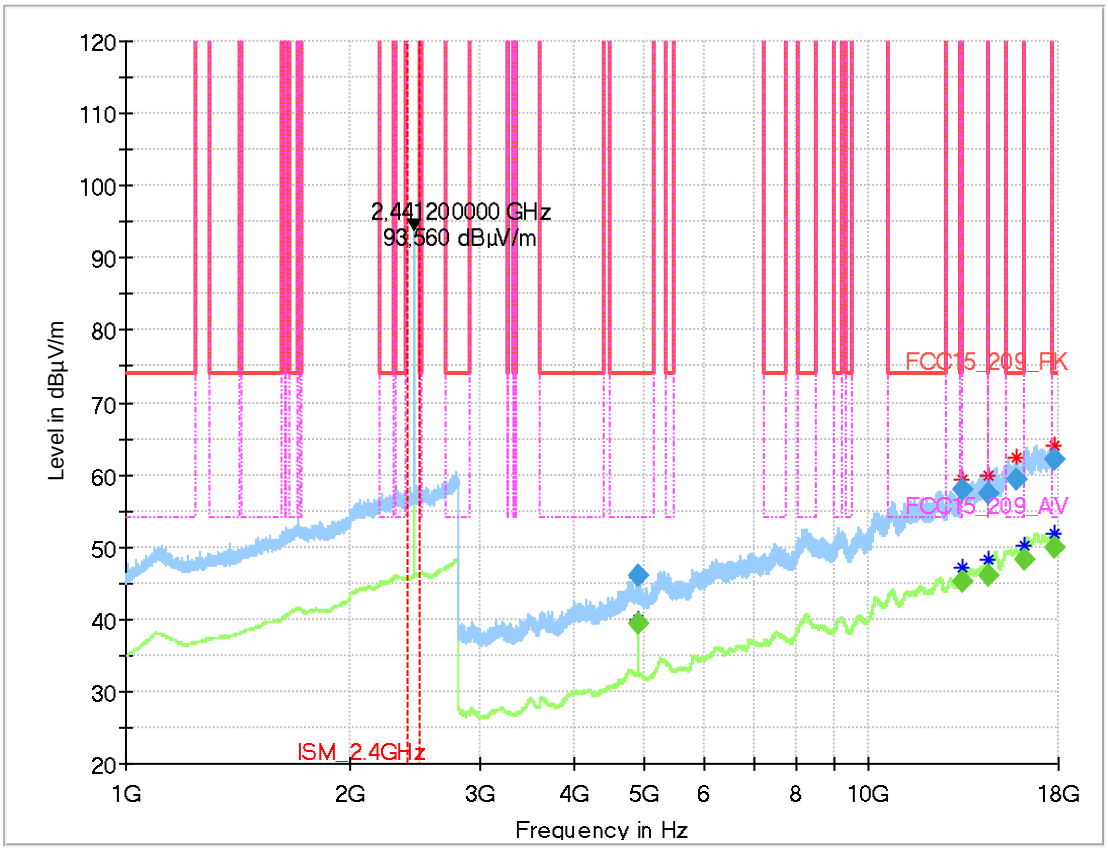

Final_Result

Frequency (MHz)	MaxPeak (dBµV/m)	Average (dBµV/m)	Limit (dBµV/m)	Margin (dB)	Meas. Time	Bandwidth (kHz)	Height (cm)	Pol	Azimuth (deg)
4882.400000	46.12	---	74.00	27.88	100.0	1000.000	155.0	V	189.0
4882.400000	---	39.48	54.00	14.52	100.0	1000.000	155.0	V	177.0
13378.800000	57.89	---	74.00	16.11	100.0	1000.000	155.0	V	225.0
13387.200000	---	45.15	54.00	8.85	100.0	1000.000	155.0	V	151.0
14498.000000	57.45	---	74.00	16.55	100.0	1000.000	155.0	H	71.0
14499.200000	---	46.03	54.00	7.97	100.0	1000.000	155.0	V	179.0
15832.400000	59.40	---	74.00	14.60	100.0	1000.000	155.0	H	77.0
16197.600000	---	48.33	54.00	5.67	100.0	1000.000	155.0	V	159.0
17783.600000	---	49.90	54.00	4.10	100.0	1000.000	155.0	V	4.0
17787.200000	61.99	---	74.00	12.01	100.0	1000.000	155.0	H	235.0

(continuation of the "Final_Result" table from column 15 ...)

Frequency (MHz)	Elevation (deg)
4882.400000	90.0
4882.400000	90.0
13378.800000	90.0
13387.200000	90.0
14498.000000	0.0
14499.200000	90.0
15832.400000	0.0
16197.600000	90.0
17783.600000	90.0
17787.200000	90.0

4.12_BT_EDR_BDR_high

Common Information

Test Description:	Radiated field strength emission in 3m distance
Test Site:	CETECOM GmbH Essen
Test Standard:	FCC 15.247&15.209 Intentional Radiator / RSS-Gen, Issue 4
Antenna polarisation:	horizontal/vertical
Operation mode:	TX, continuous
Operator Name:	SLo
Comment:	high=78 | 3DH5

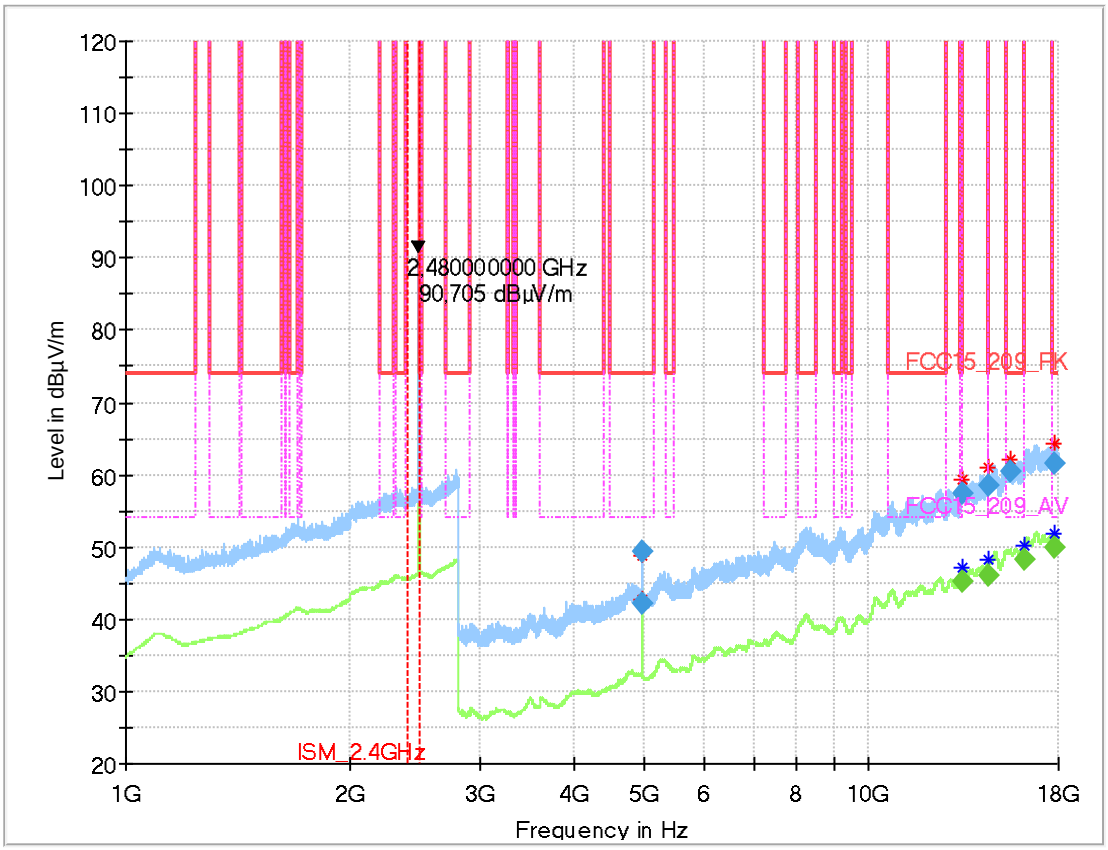

Final_Result

Frequency (MHz)	MaxPeak (dBµV/m)	Average (dBµV/m)	Limit (dBµV/m)	Margin (dB)	Meas. Time	Bandwidth (kHz)	Height (cm)	Pol	Azimuth (deg)
4960.400000	49.50	---	74.00	24.50	100.0	1000.000	155.0	H	234.0
4964.000000	42.22	---	74.00	31.78	100.0	1000.000	155.0	H	85.0
13346.400000	57.27	---	74.00	16.73	100.0	1000.000	155.0	V	-40.0
13377.200000	---	45.11	54.00	8.89	100.0	1000.000	155.0	H	58.0
14482.400000	58.47	---	74.00	15.53	100.0	1000.000	155.0	H	115.0
14485.600000	---	45.97	54.00	8.03	100.0	1000.000	155.0	H	185.0
15471.200000	60.58	---	74.00	13.42	100.0	1000.000	155.0	V	121.0
16199.600000	---	48.36	54.00	5.64	100.0	1000.000	155.0	H	-6.0
17756.000000	61.60	---	74.00	12.40	100.0	1000.000	155.0	V	182.0
17796.800000	---	49.90	54.00	4.10	100.0	1000.000	155.0	H	256.0

(continuation of the "Final_Result" table from column 15 ...)

Frequency (MHz)	Elevation (deg)	Corr. (dB)
4960.400000	0.0	4.3
4964.000000	90.0	4.3
13346.400000	0.0	20.5
13377.200000	90.0	20.7
14482.400000	0.0	22.8
14485.600000	90.0	22.8
15471.200000	0.0	24.4
16199.600000	90.0	25.0
17756.000000	0.0	26.4
17796.800000	90.0	26.6

2.4. Radiated Field Strength Emissions – 18 GHz to 25 GHz

4.10c_BT_BDR_EDR_low

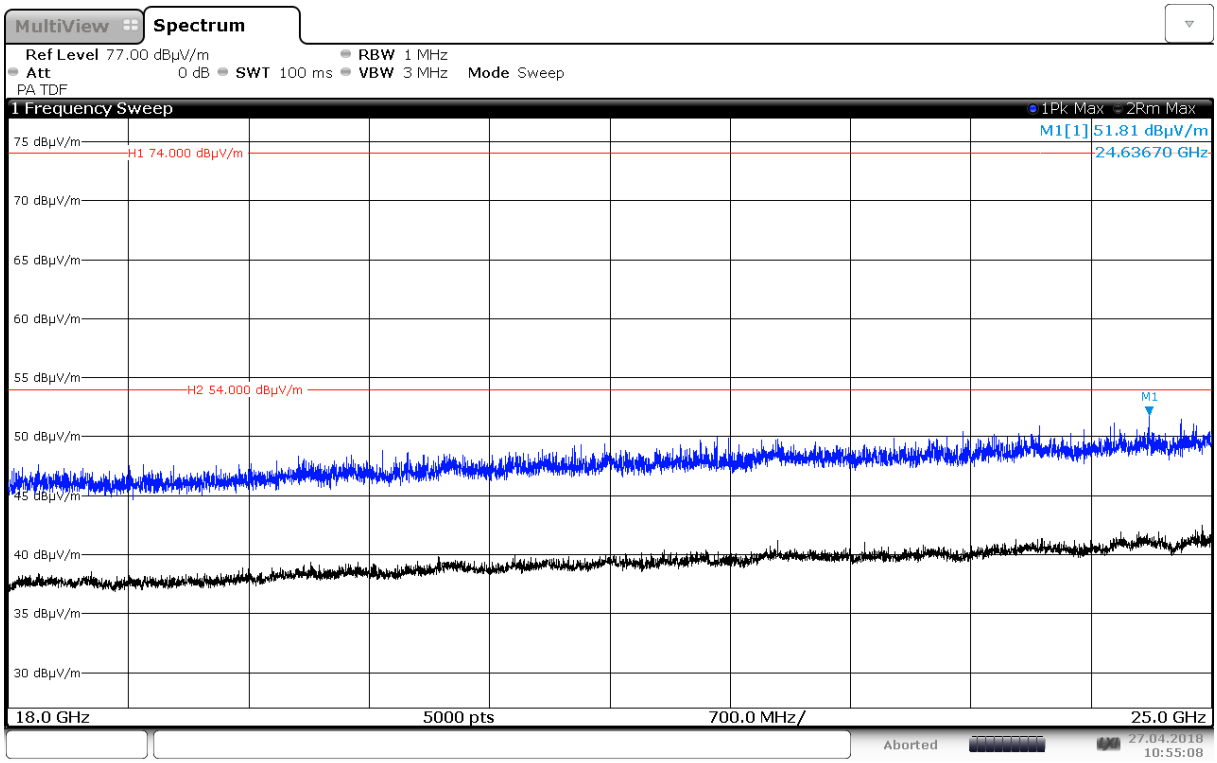

10:55:08 27.04.2018

4.11c_BT_BDR_EDR_mid

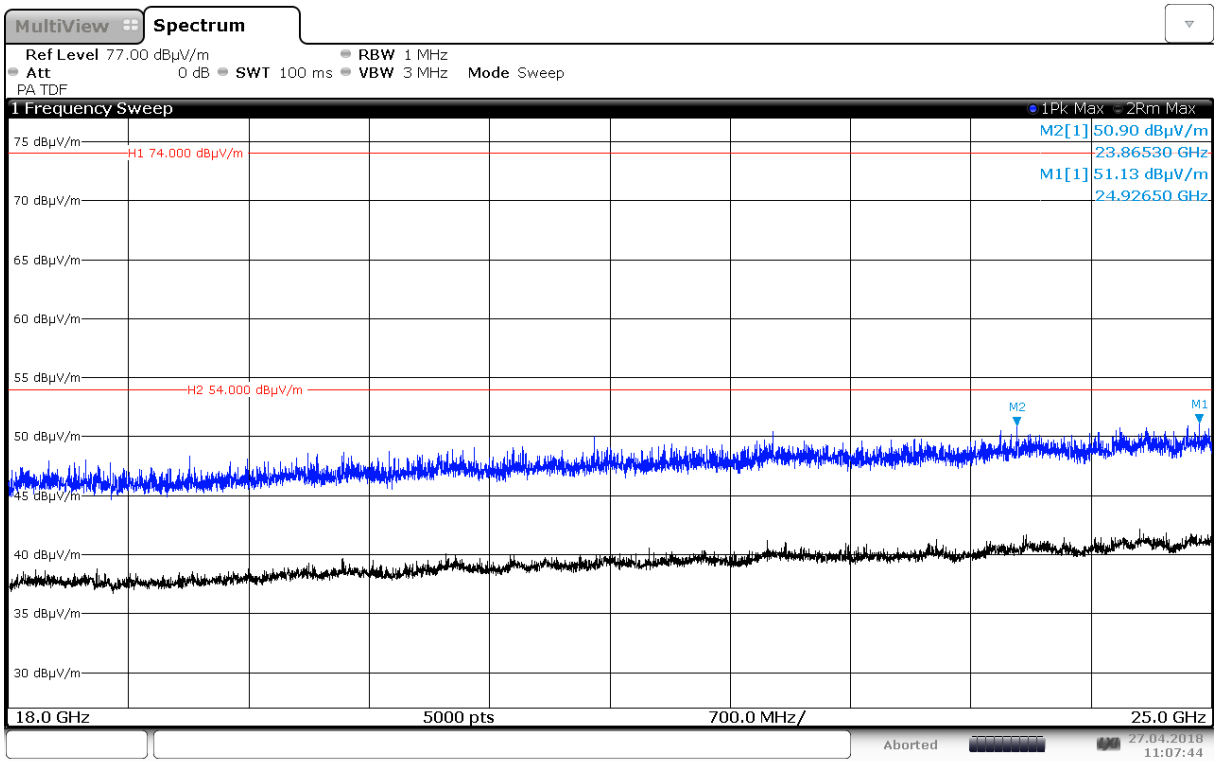

11:07:44 27.04.2018

4.12c_BT_BDR_EDR_high

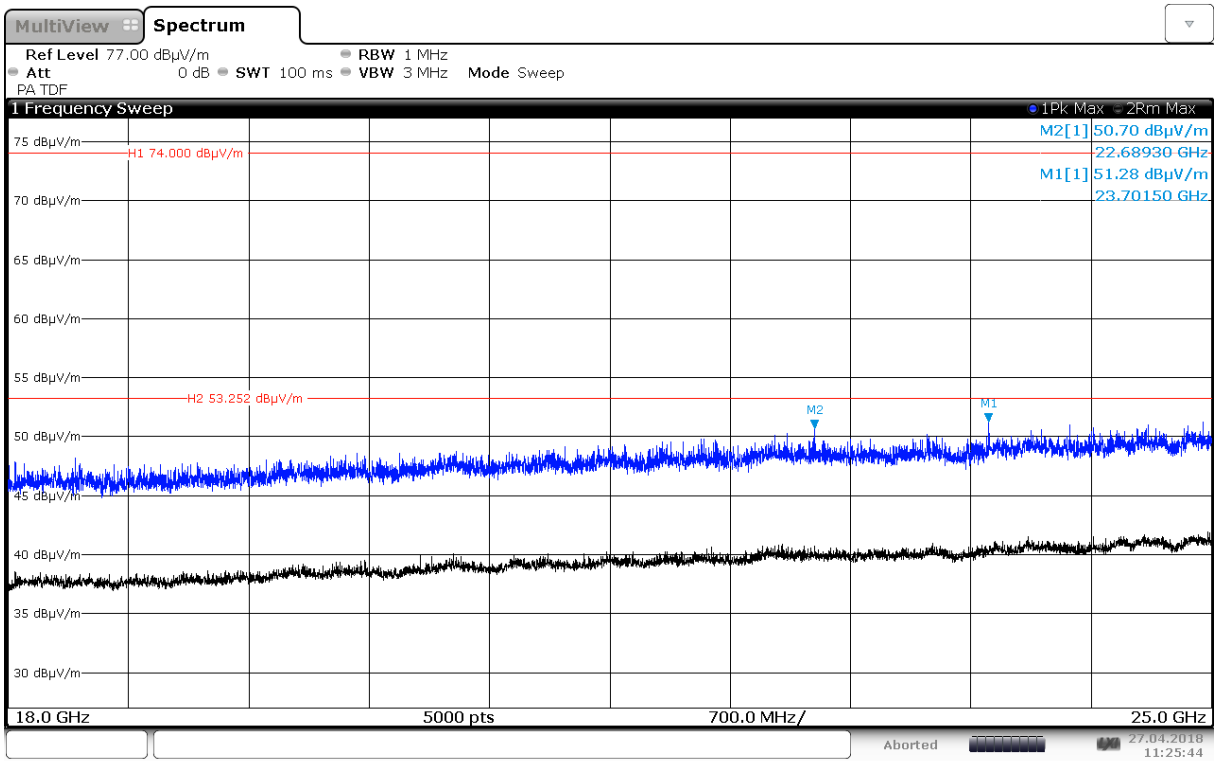

11:25:44 27.04.2018

2.5. Radiated Band-Edge Measurements

2.5.1. BR Mode-GFSK-High Channel 2480 MHz (2.4 GHz ISM: right band edge)

9.01

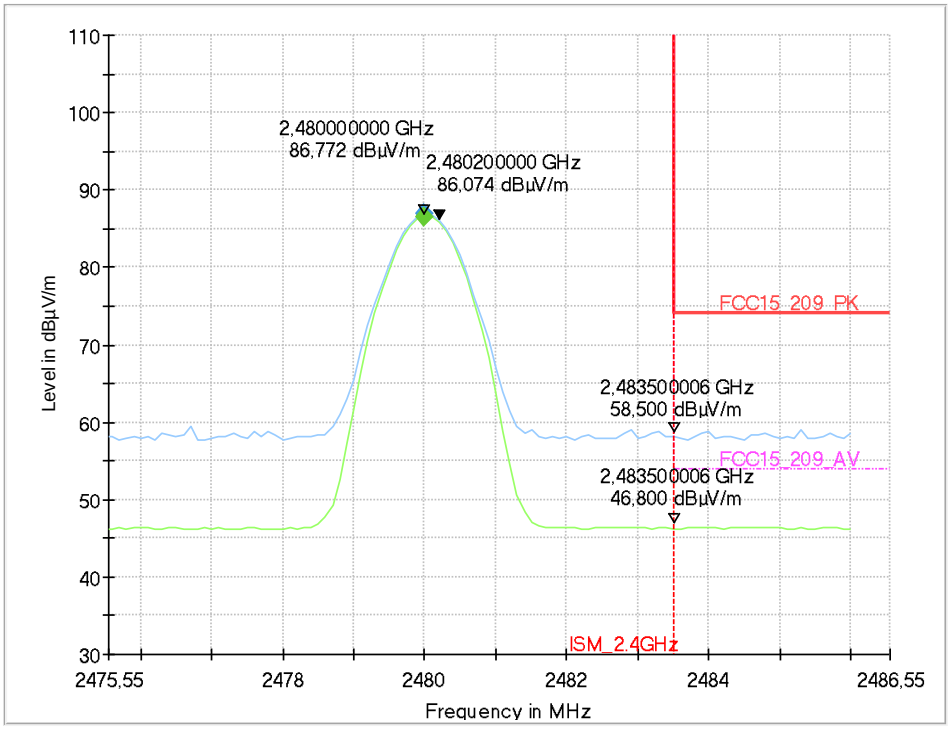

2.5.1. BR Mode-GFSK-low Channel 2402 MHz (2.4 GHz ISM: left band edge)

9.02

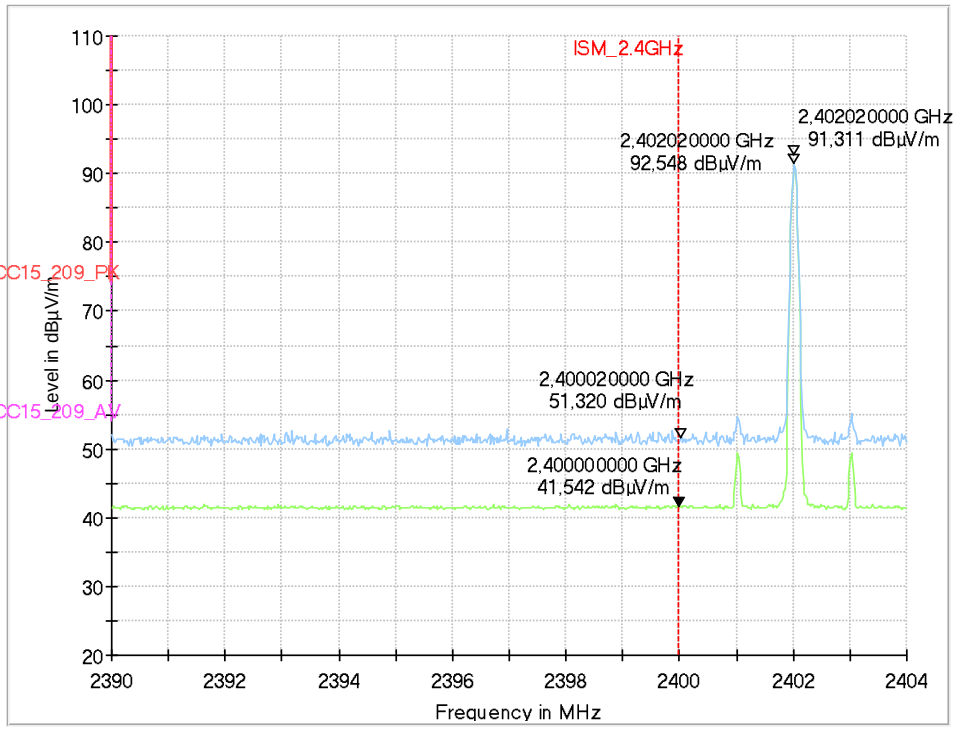

2.5.2. EDR Mode-pi/4DPSK -High Channel 2480 MHz (2.4 GHz ISM: right band edge)
9.03

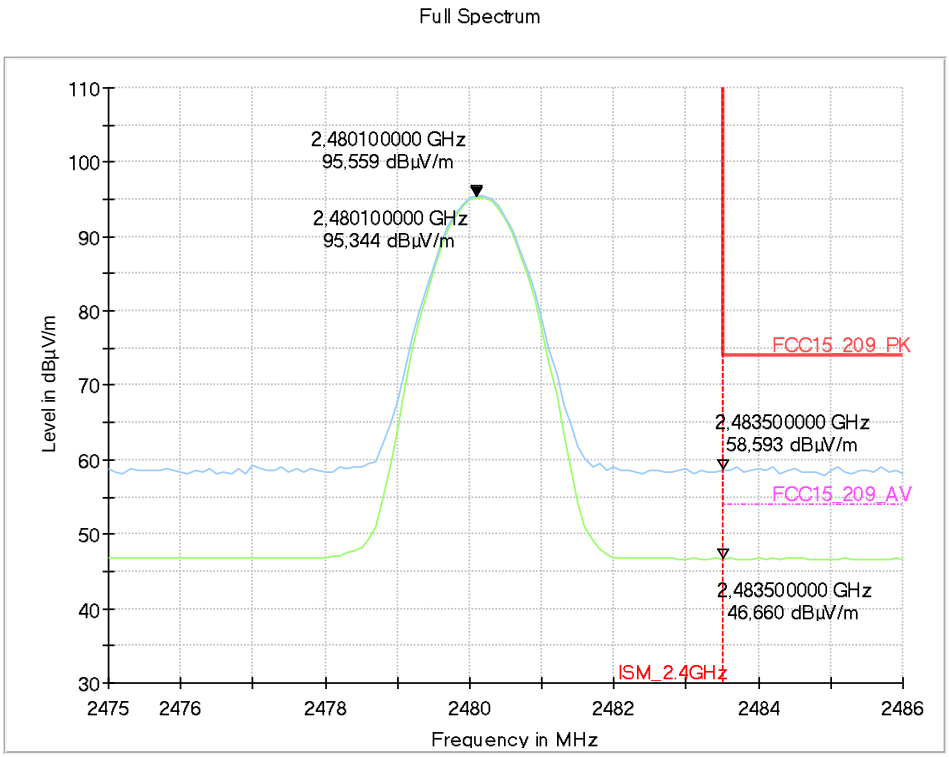

2.5.3. BR Mode- pi/4DPSK -low Channel 2402 MHz (2.4 GHz ISM: left band edge)
9.04

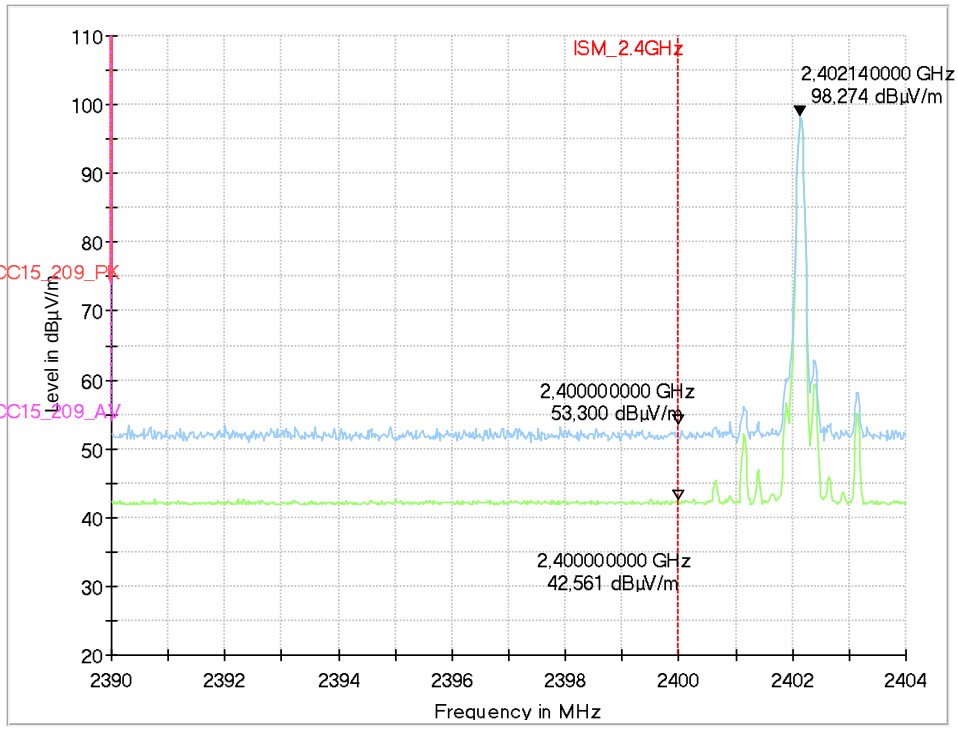

2.5.4. EDR Mode-8DPSK-Low Channel 2402 MHz (2.4 GHz ISM: left band edge)
9.05

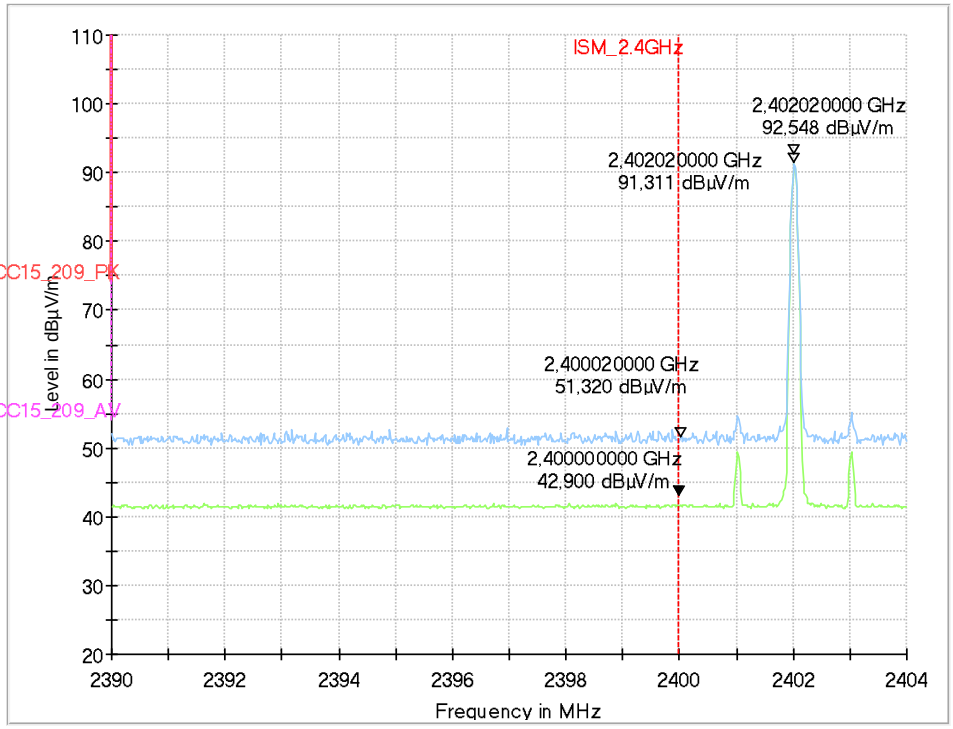

2.5.5. EDR Mode-8DPSK-High Channel 2480 MHz (2.4 GHz ISM: right band edge)
9.06

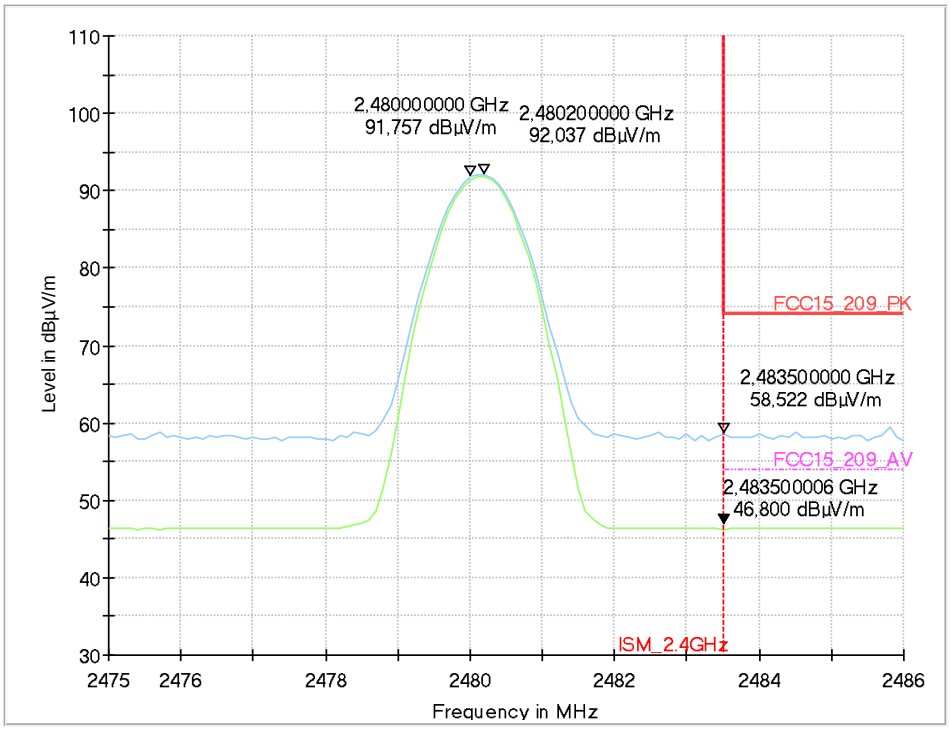

3. Radiated Field Strength Measurements (Handheld Variant)

3.1. Radiated Field Strength Emissions – 9 kHz to 30 MHz

2.01a_BT_BDR_ch39_laying

Date: 01.05.2018 Page 1 of 2

Test description:	Magnetic Field Strength Measurement related to 30/300 m distance
Test site and distance:	Ref.-Nr. 441 Semi Anechoic Room (SAR) with 3 m measurement distance
Version of Testsoftware:	EMC32 V9.25.0
Distance correction:	used accord. table, pls. see test report
Technical Data:	Please see page 2 for detailed data of measurement setup
Rec. antenna (pre-scan):	height 1.00 m, parallel and 90° to EUT polarisation
Used filter:	bypass
Test specification:	FCC 15.205 § 15.209; RSS-Gen: Issue 4
Operator:	TFr
Operating conditions:	BT EDR BDR | ch=39 | GFSK
Power during tests:	fully loaded batterie

Full Spectrum

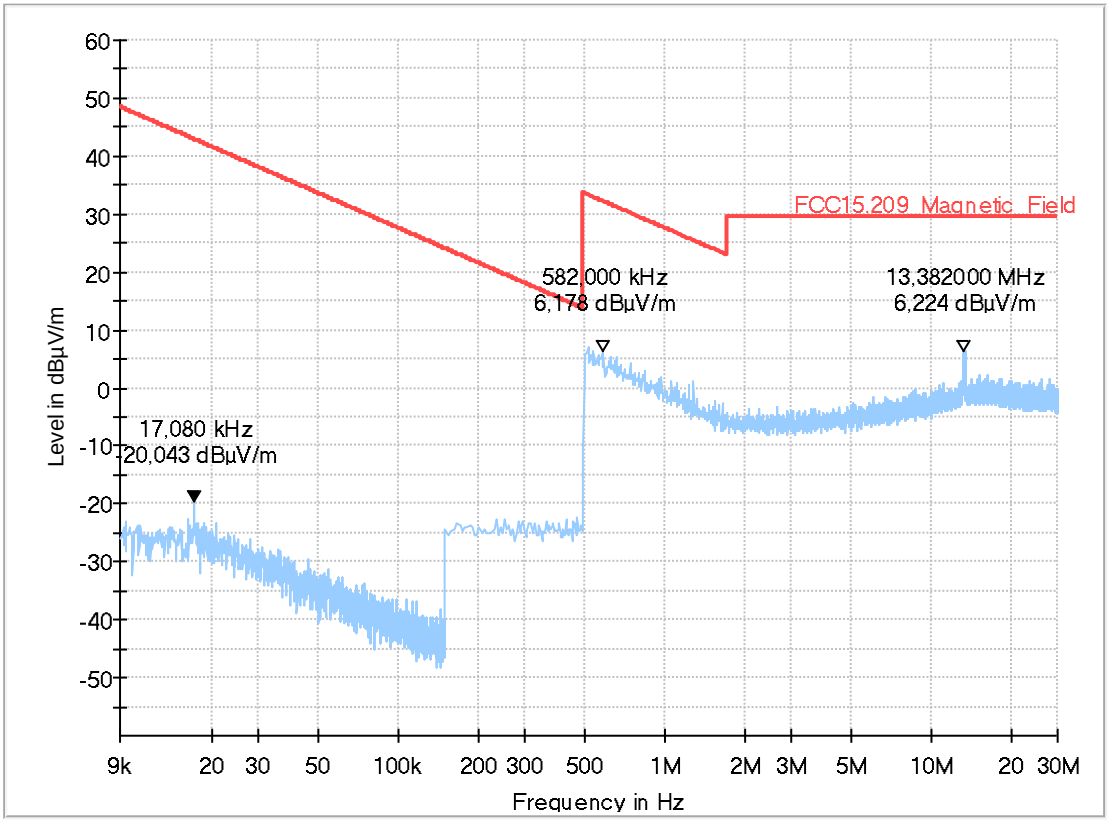

2.01b_BT_BDR_ch39_standing

Date: 01.05.2018 Page 1 of 2

Test description:	Magnetic Field Strength Measurement related to 30/300 m distance
Test site and distance:	Ref.-Nr. 441 Semi Anechoic Room (SAR) with 3 m measurement distance
Version of Testsoftware:	EMC32 V9.25.0
Distance correction:	used accord. table, pls. see test report
Technical Data:	Please see page 2 for detailed data of measurement setup
Rec. antenna (pre-scan):	height 1.00 m, parallel and 90° to EUT polarisation
Used filter:	bypass
Test specification:	FCC 15.205 § 15.209; RSS-Gen: Issue 4
Operator:	TFr
Operating conditions:	BT EDR BDR | ch=39 | GFSK
Power during tests:	fully loaded batterie

Full Spectrum

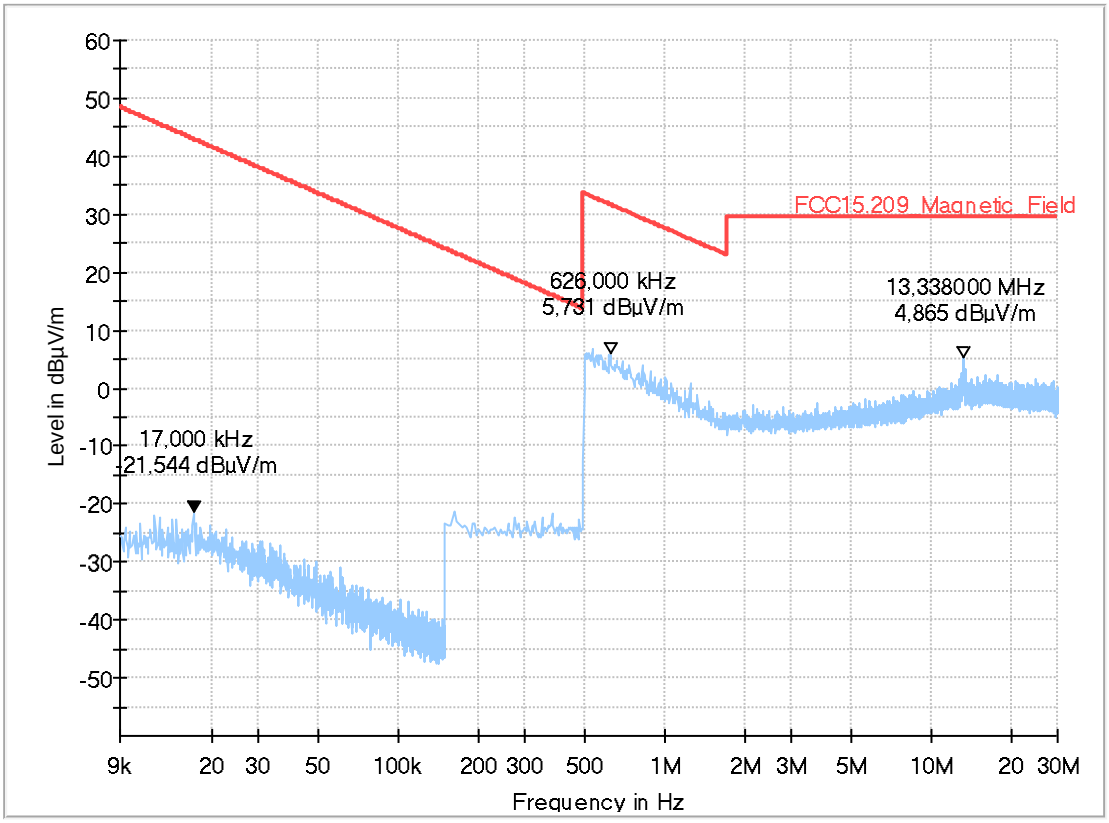

3.2. Radiated Field Strength Emissions – 30 MHz to 1 GHz

3.01a_BT_BDR_ch39_Laying

01.05.2018 Page 1 of 1

Test description:	Electric Field Strength Measurement
Test site and distance:	Ref.-Nr. 441 Semi Anechoic Room (SAR) with 3 m measurement distance
Version of Testsoftware:	EMC32 V9.25.0
Distance correction:	not used
Used filter:	not used
Technical Data:	please see page 2 for detailed data of measurement setup
Test specification.:	FCC 15.109 Class B; RSS-Gen. Issue 4
Operator:	TFr
Operating conditions:	BT-BDR_CH39
Power during tests:	full battery

Full Spectrum

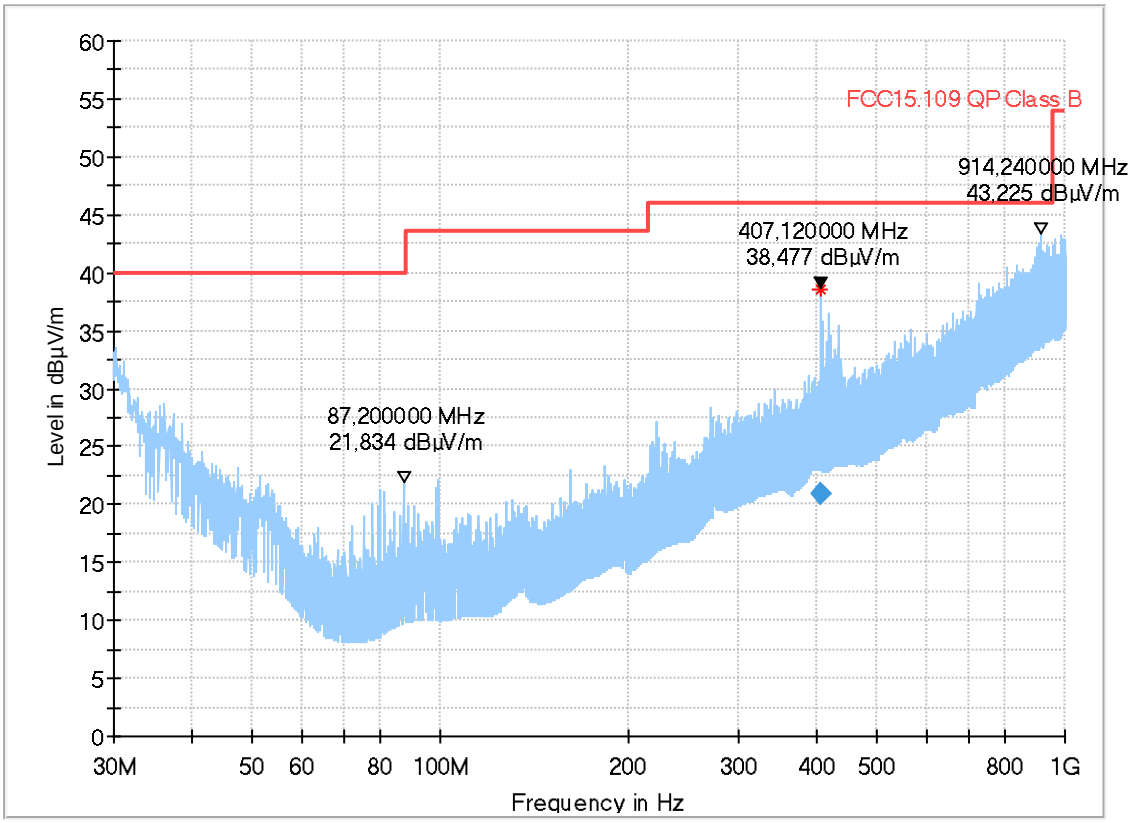

3.01b_BT_BDR_ch39_standing

	01.05.2018 Page 1 of 1
Test description:	Electric Field Strength Measurement
Test site and distance:	Ref.-Nr. 441 Semi Anechoic Room (SAR) with 3 m measurement distance
Version of Testsoftware:	EMC32 V9.25.0
Distance correction:	not used
Used filter:	not used
Technical Data:	please see page 2 for detailed data of measurement setup
Test specification.:	FCC 15.109 Class B; RSS-Gen. Issue 4
Operator:	TFr
Operating conditions:	BT-BDR_CH39
Power during tests:	full battery

Full Spectrum

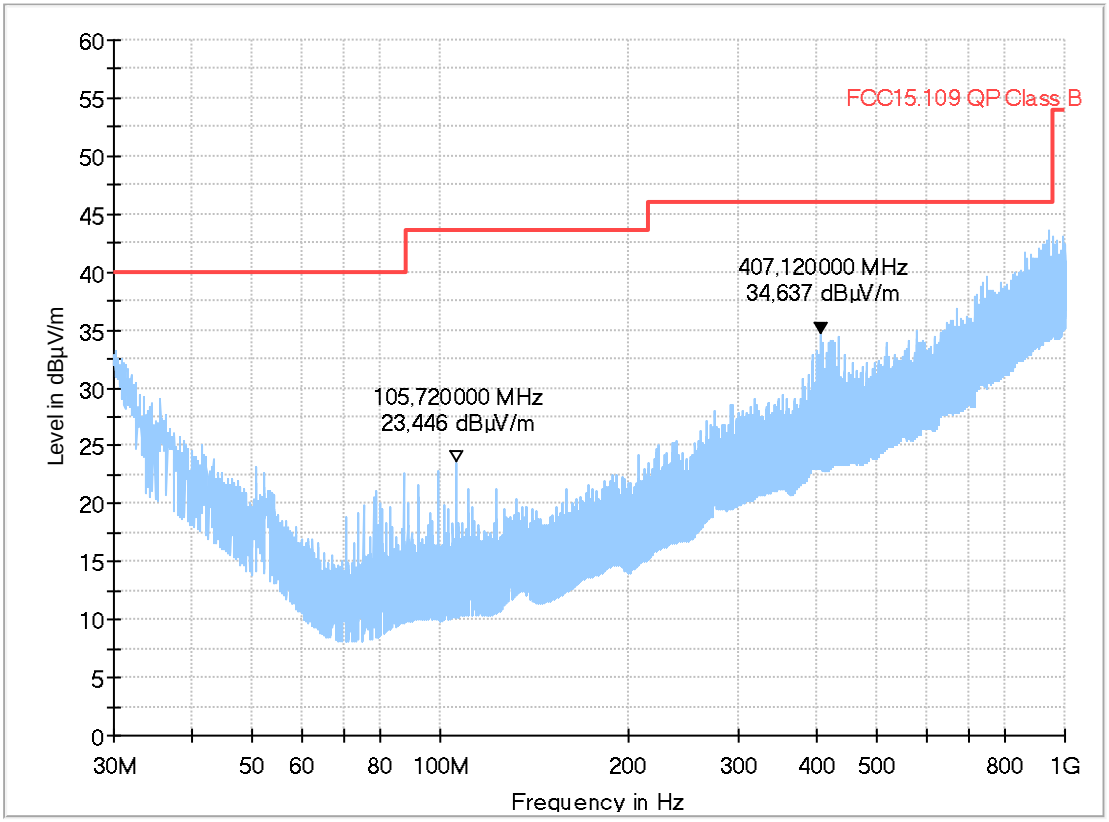

3.3. Radiated Field Strength Emissions – 1 GHz to 18 GHz

4.01_BT_BDR_ch39

Common Information

Test Description:	Radiated field strength emission in 3m distance
Test Site:	CETECOM GmbH Essen
Test Standard:	FCC 15.247&15.209 Intentional Radiator / RSS-Gen, Issue 4
Antenna polarisation:	horizontal/vertical
Operation mode:	BT BDR | GFSK | ch39 = 2441MHz
Operator Name:	RIs
Comment:	

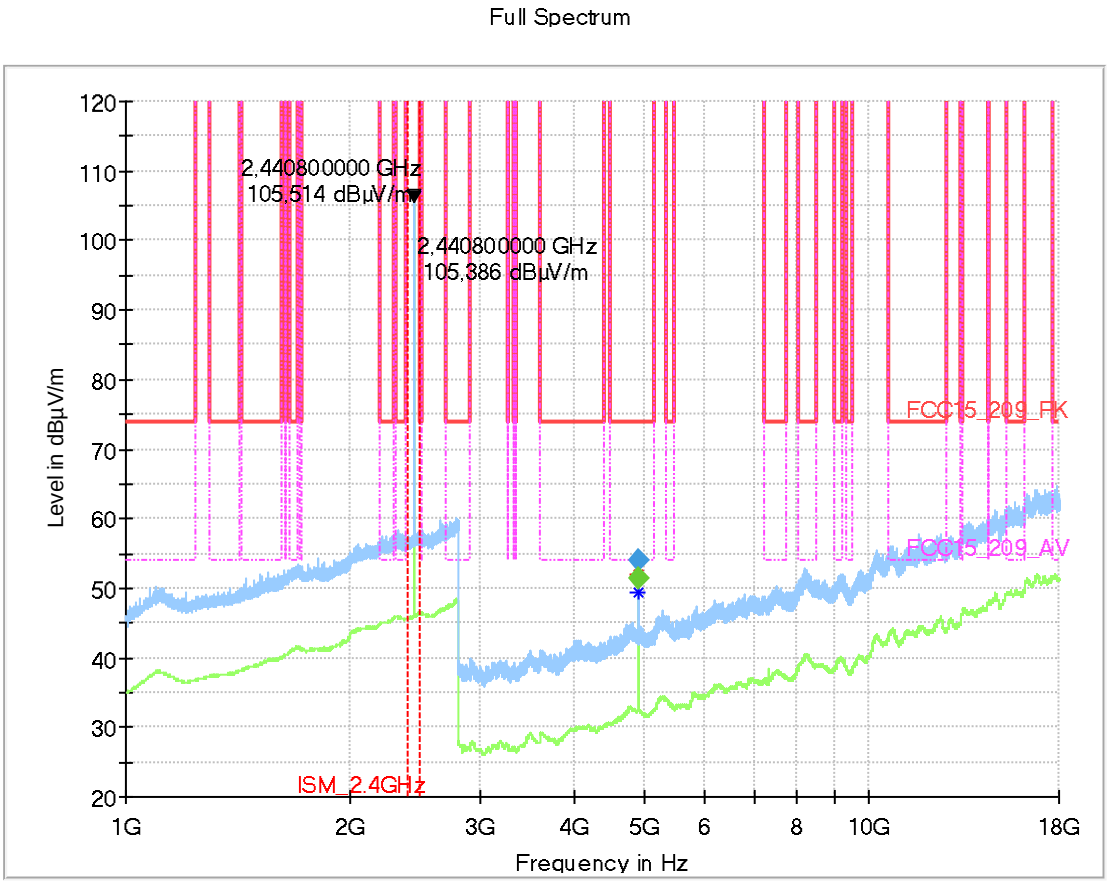

Final_Result

Frequency (MHz)	MaxPeak (dBµV/m)	Average (dBµV/m)	Limit (dBµV/m)	Margin (dB)	Meas. Time	Bandwidth (kHz)	Height (cm)	Pol	Azimuth (deg)	Elevation (deg)
4881.600000	---	51.39	54.00	2.61	100.0	1000.000	155.0	H	-23.0	90.0
4881.600000	54.07	---	74.00	19.93	100.0	1000.000	155.0	H	-23.0	90.0

(continuation of the "Final_Result" table from column 16 ...)

Frequency (MHz)	Corr.	Comment
4881.600000	4.7	16:43:10 - 01.05.2018
4881.600000	4.7	16:41:34 - 01.05.2018

3.4. Radiated Field Strength Emissions – 18 GHz to 25 GHz

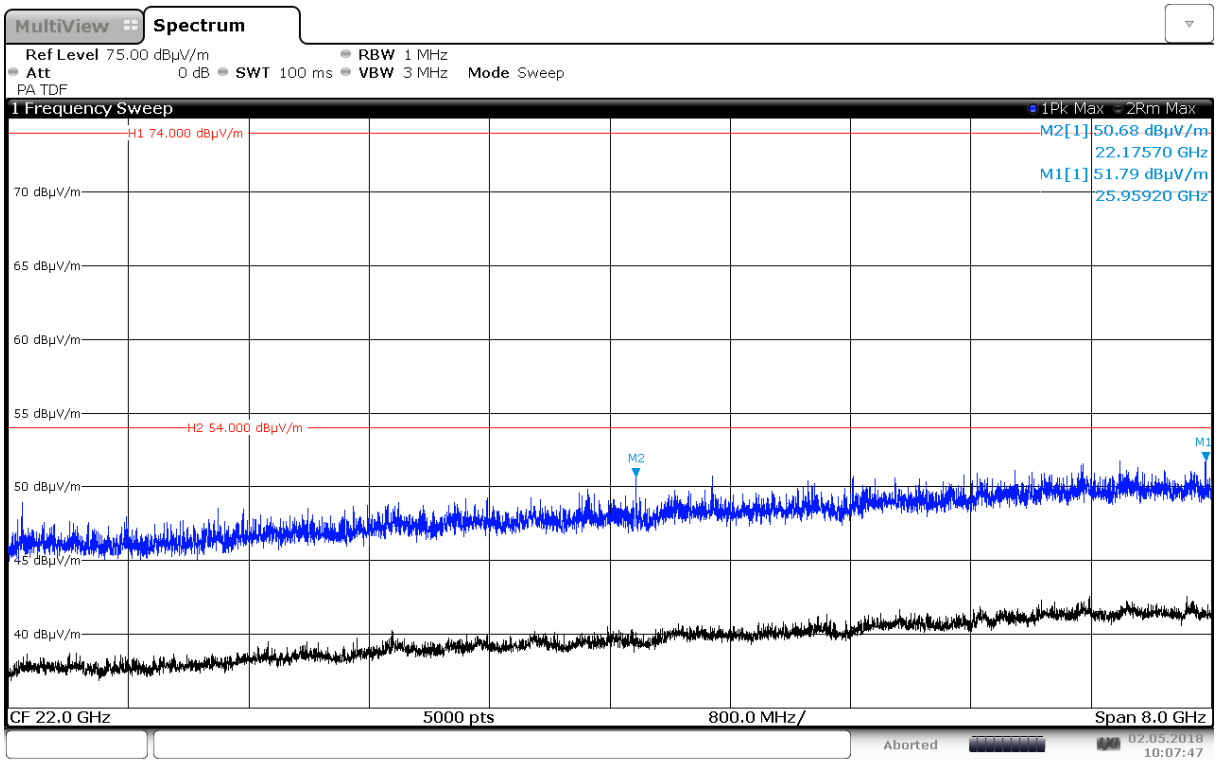

10:07:47 02.05.2018

3.5. Radiated Band-Edge Measurements

3.5.1. BR Mode-GFSK-High Channel 2480 MHz (2.4 GHz ISM: right band edge)

9.02_BT_BDR_ch78

Common Information

Test Description:	Band-Edge: Radiated Field Strength Emissions Emissions in 3m distance
Test Site:	CETECOM GmbH Essen
Test Standard:	FCC 15.247&15.209 Intentional Radiator / RSS-Gen, Issue 4
Antenna polarisation:	horizontal/vertical
Operation mode:	BT BDR | GFSK | ch78 = 2480MHz
Operator Name:	RIs
Comment:	

Full Spectrum

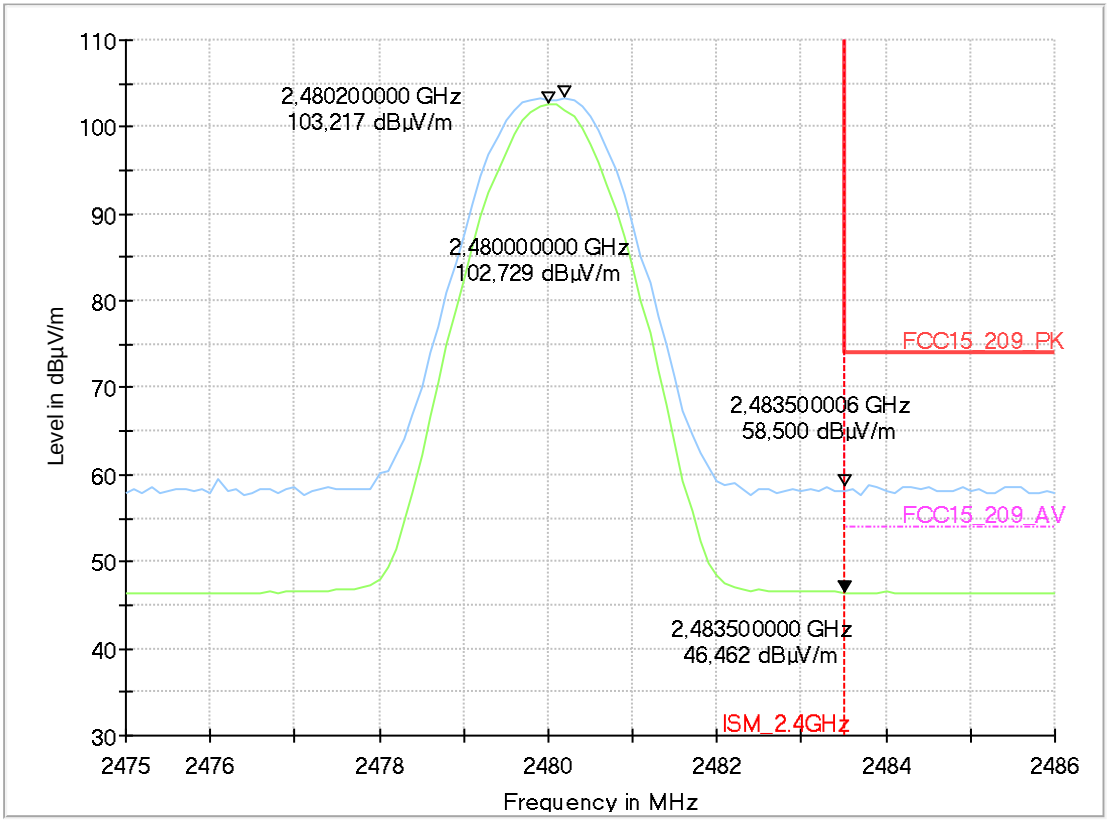

3.5.2. BR Mode-GFSK-low Channel 2402 MHz (2.4 GHz ISM: left band edge)

9.01_BT_BDR_ch00

Common Information
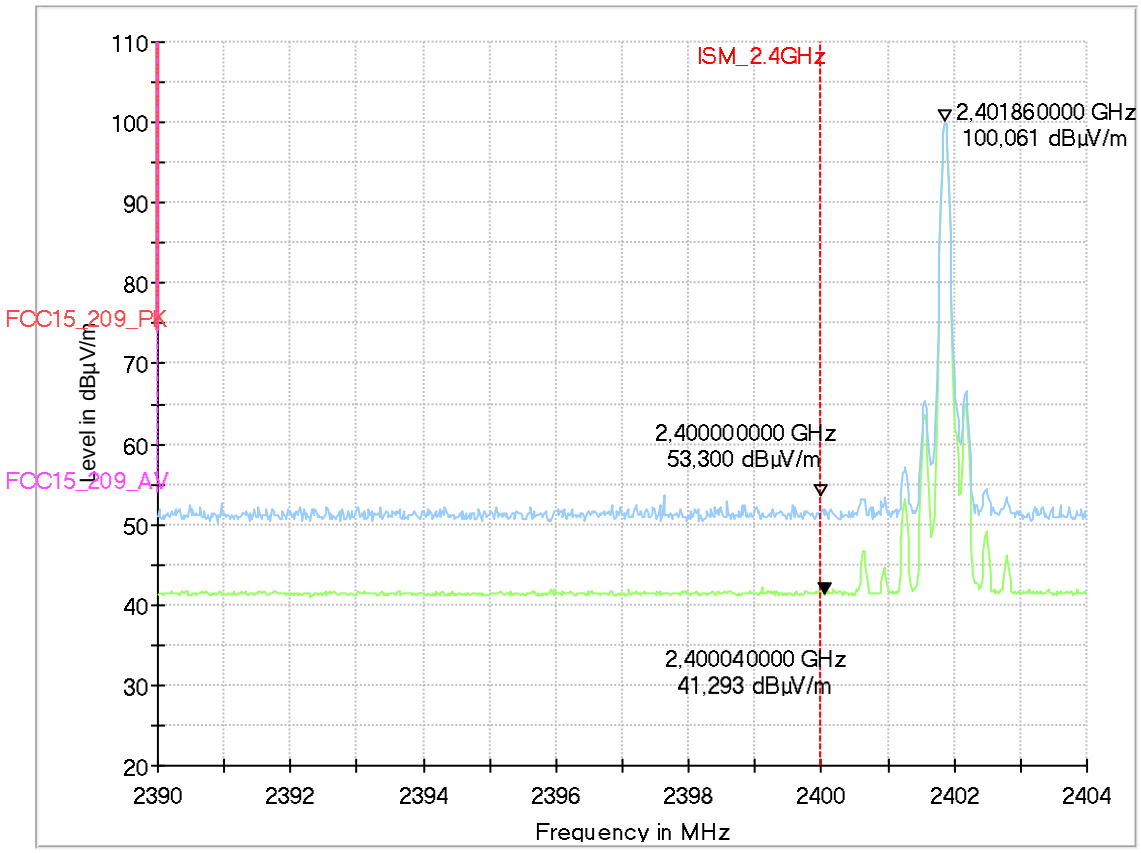
Test Description:	Band-Edge: Radiated Field Strength Emissions Emissions in 3m distance
Test Site:	CETECOM GmbH Essen
Test Standard:	FCC 15.247&15.209 Intentional Radiator / RSS-Gen, Issue 4
Antenna polarisation:	horizontal/vertical
Operation mode:	TX, continuous
Operator Name:	SLo
Comment:	BT BDR | GFSK | ch00 = 2402MHz