Mode 2: IEEE 802.11b Continuous TX mode_ANT-1	
2412 MHz	
2437 MHz	
2462 MHz	

Mode 3: IEEE 802.11g Continuous TX mode_ANT-1	
2412 MHz	
2437 MHz	
2462 MHz	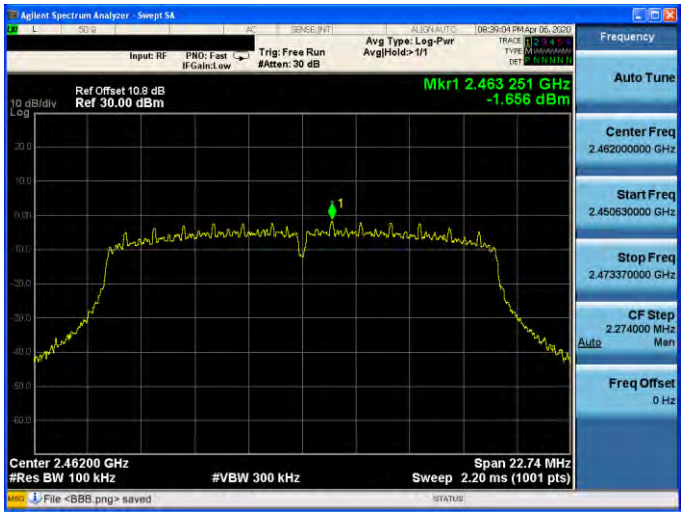

Mode 4: IEEE 802.11n 2.4 GHz 20 MHz Continuous TX mode_ANT-1	
2412 MHz	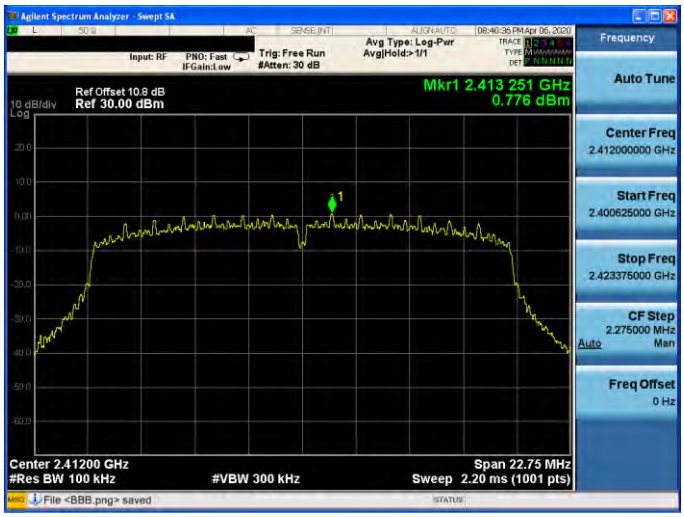
2437 MHz	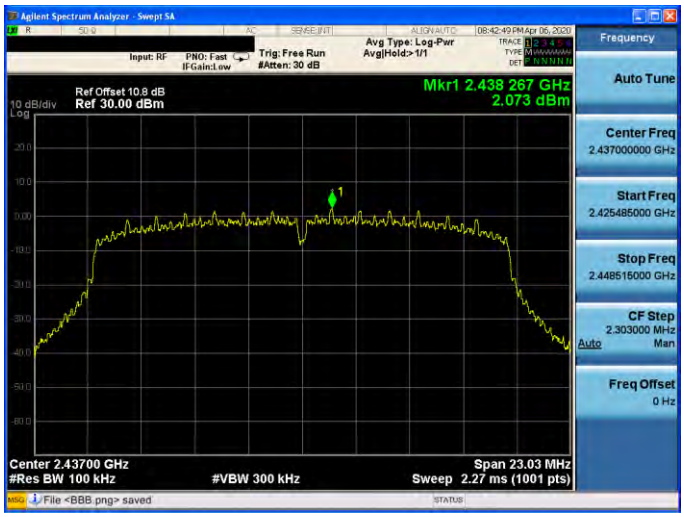
2462 MHz	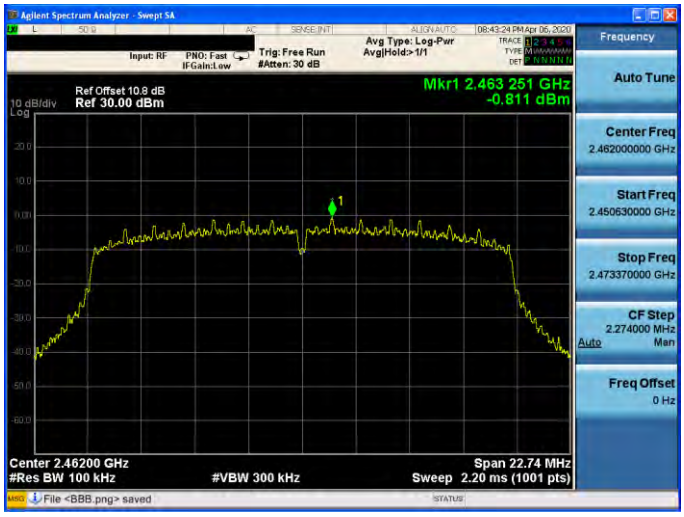

Mode 5: IEEE 802.11n 2.4 GHz 40 MHz Continuous TX mode_ANT-1	
2422 MHz	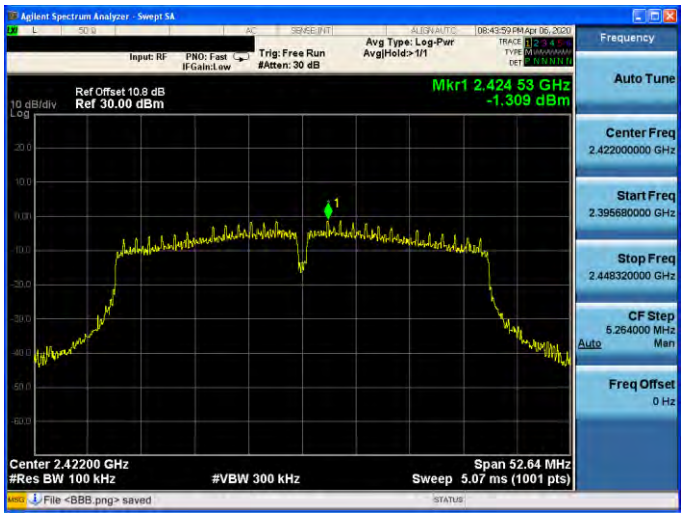
2437 MHz	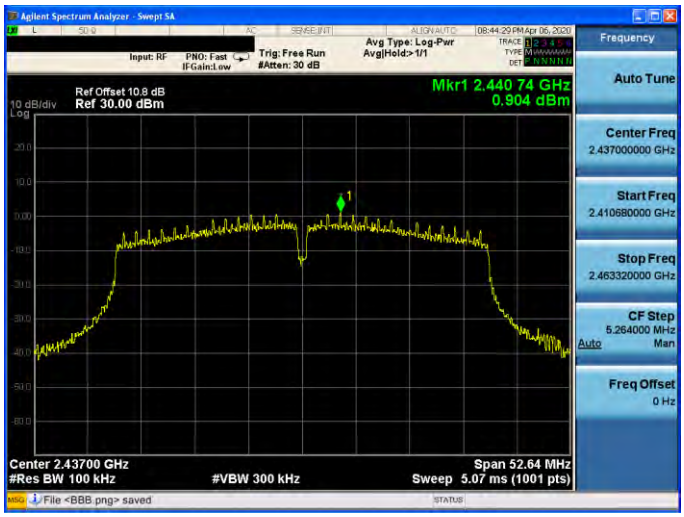
2452 MHz	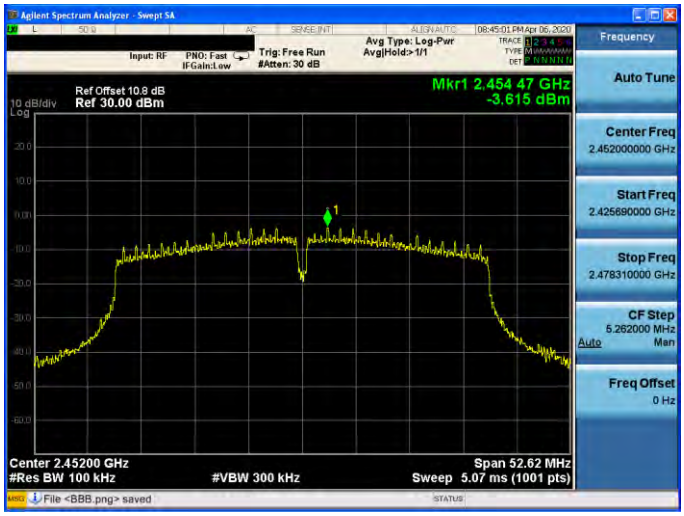

Out of Band Conducted Emissions

Mode 2: IEEE 802.11b Continuous TX mode_ANT-0	
2412 MHz	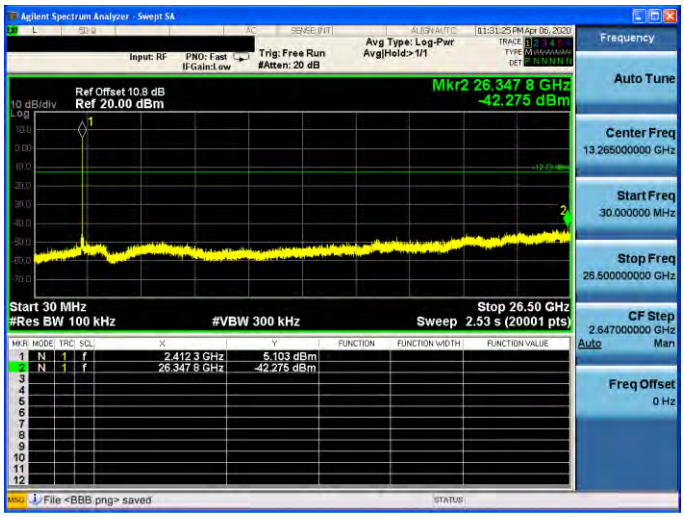
2437 MHz	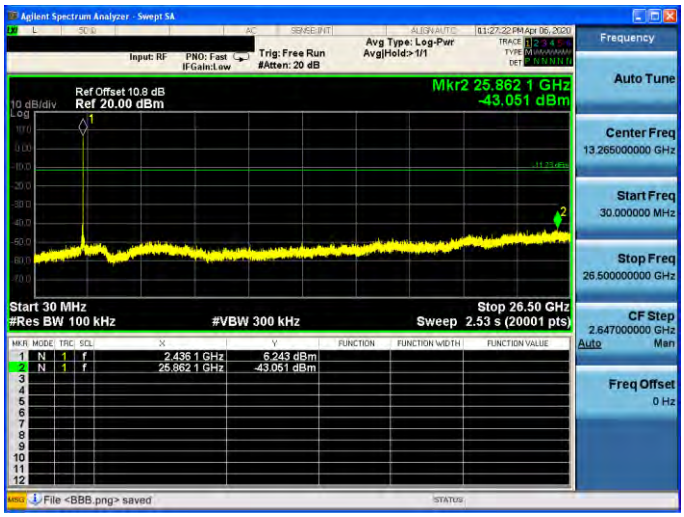
2462 MHz	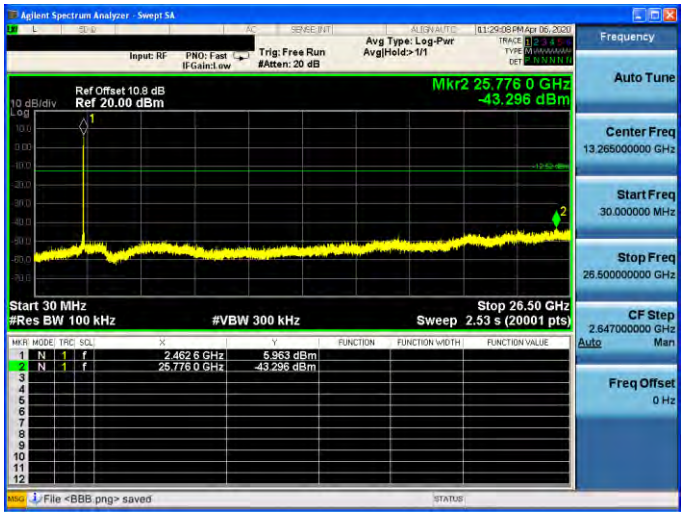

Mode 3: IEEE 802.11g Continuous TX mode_ANT-0	
2412 MHz	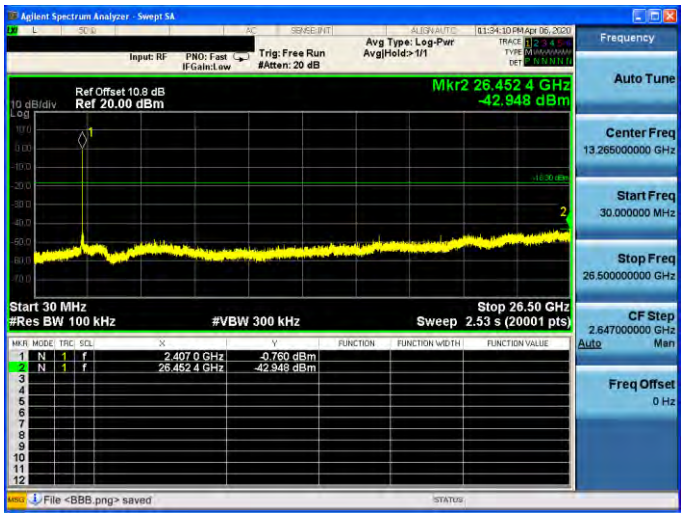
2437 MHz	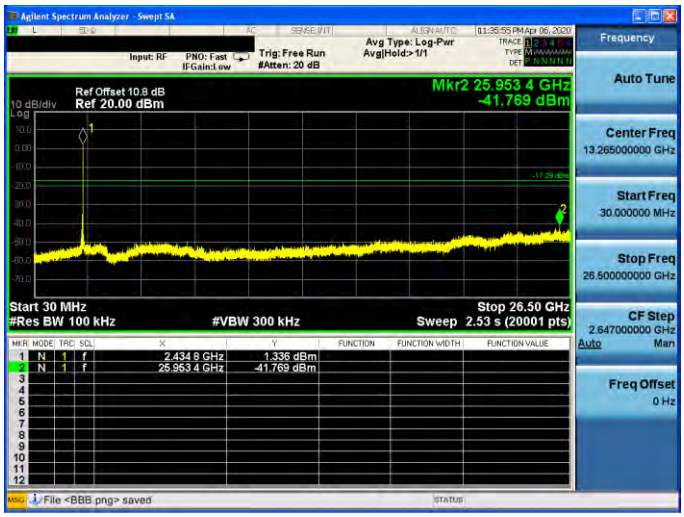
2462 MHz	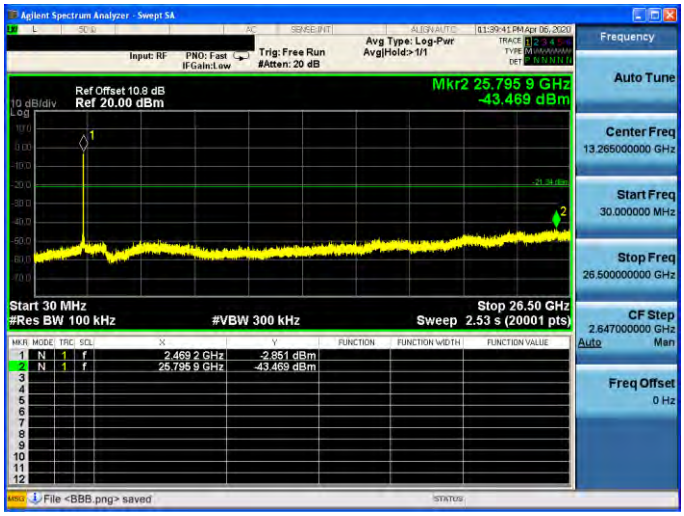

Mode 4: IEEE 802.11n 2.4 GHz 20 MHz Continuous TX mode_ANT-0	
2412 MHz	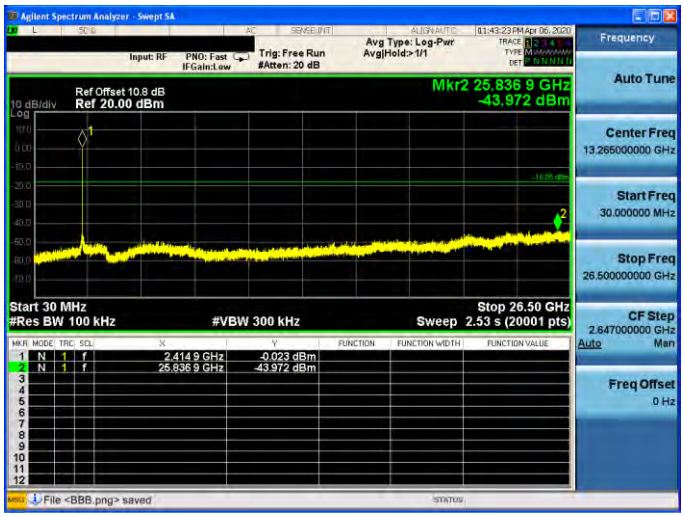
2437 MHz	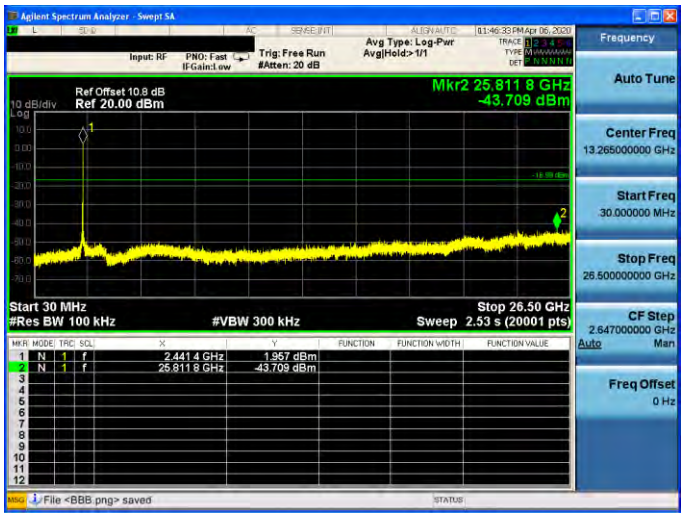
2462 MHz	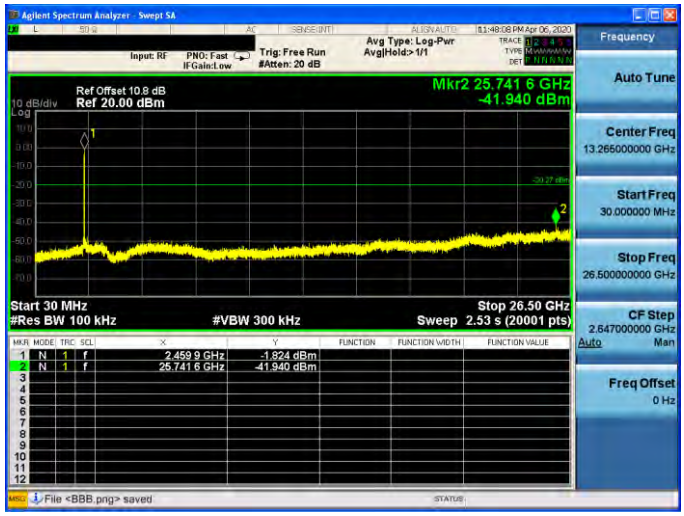

Mode 5: IEEE 802.11n 2.4 GHz 40 MHz Continuous TX mode_ANT-0	
2422 MHz	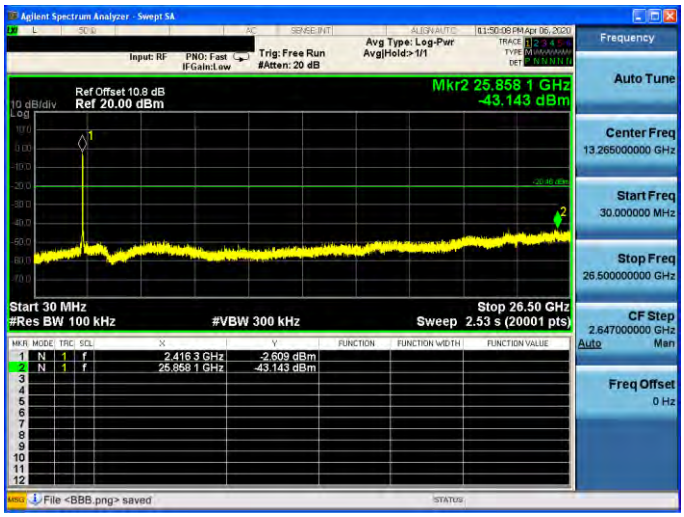
2437 MHz	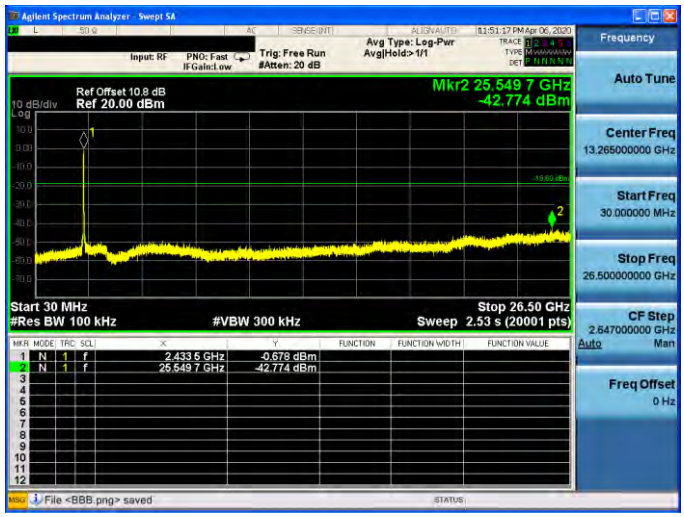
2452 MHz	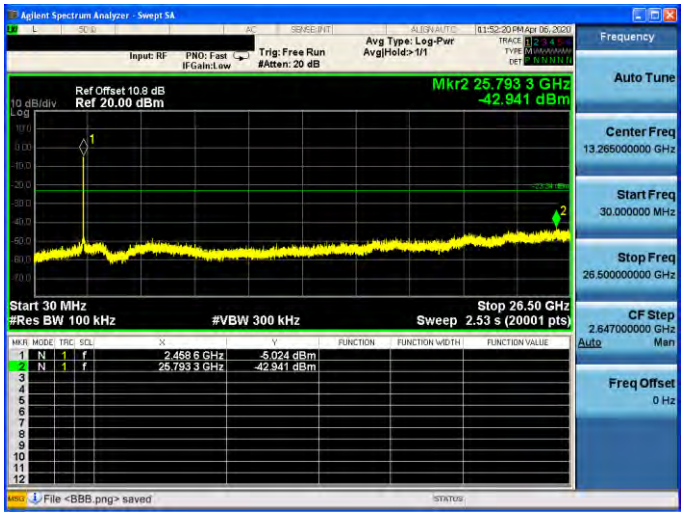

Mode 2: IEEE 802.11b Continuous TX mode_ANT-1	
2412 MHz	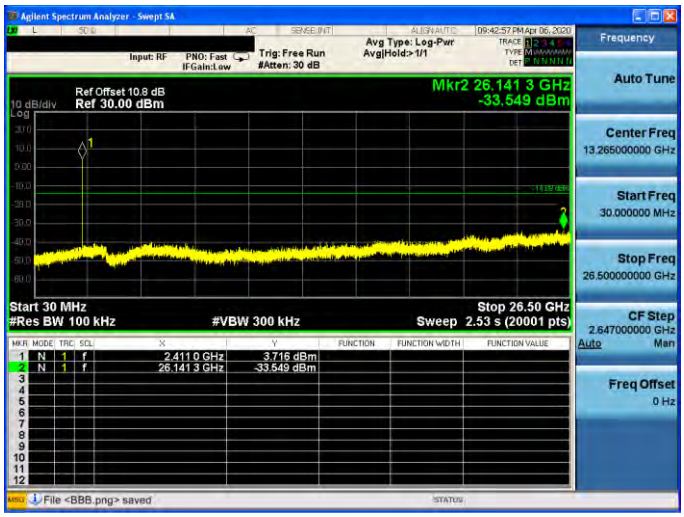
2437 MHz	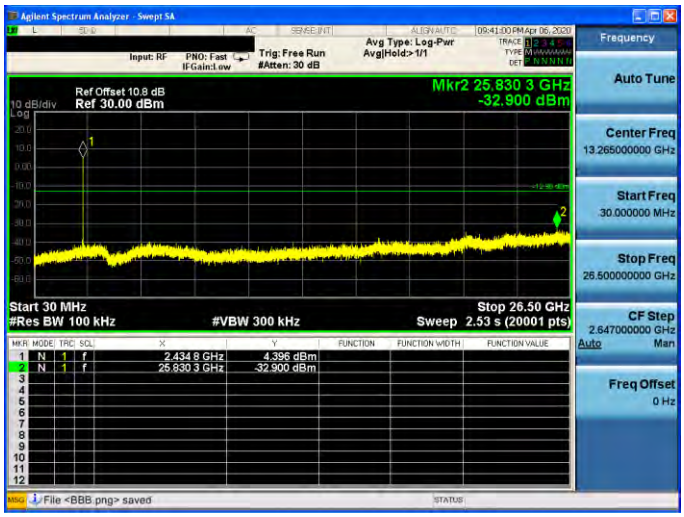
2462 MHz	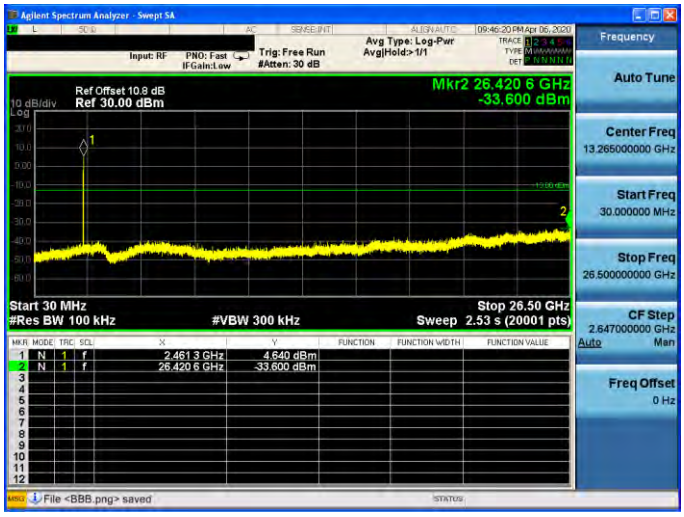

Mode 3: IEEE 802.11g Continuous TX mode_ANT-1	
2412 MHz	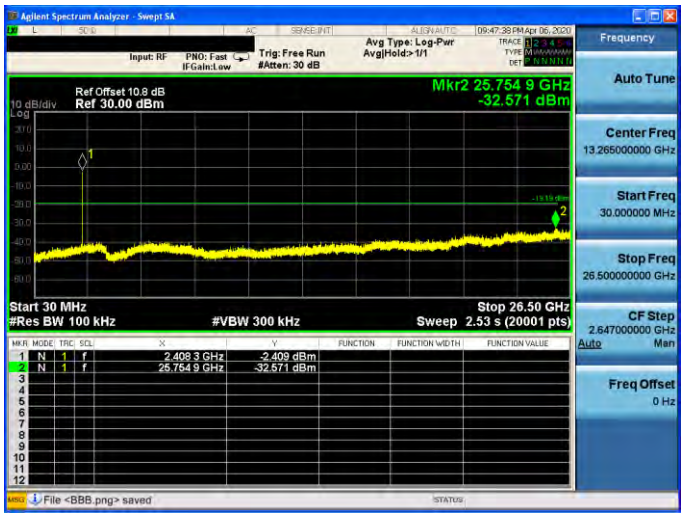
2437 MHz	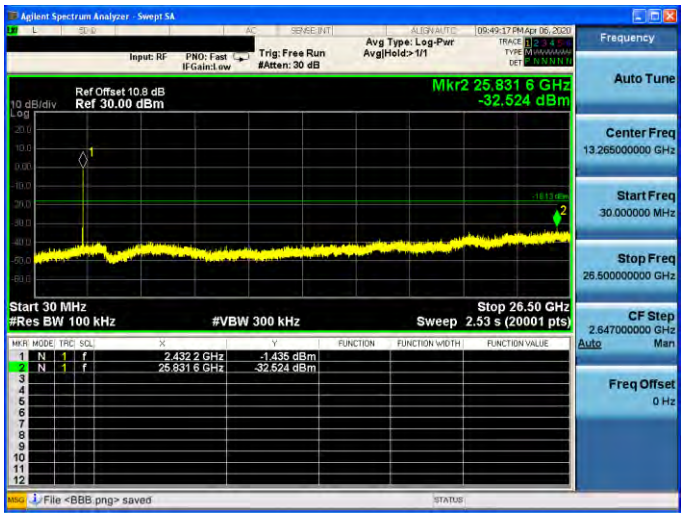
2462 MHz	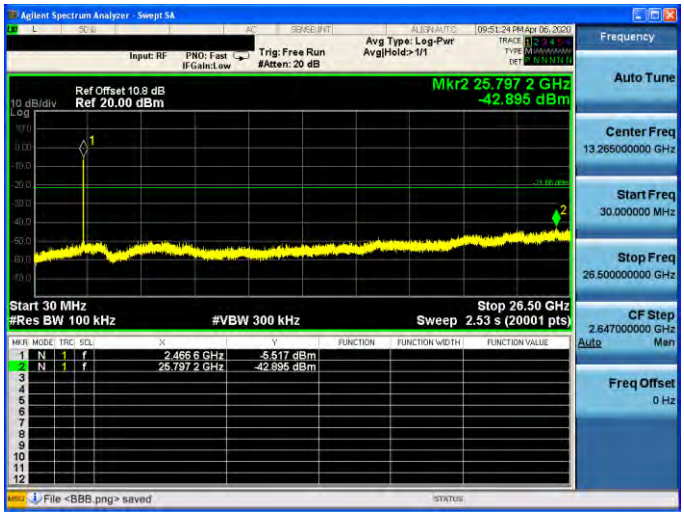

Mode 4: IEEE 802.11n 2.4 GHz 20 MHz Continuous TX mode_ANT-1	
2412 MHz	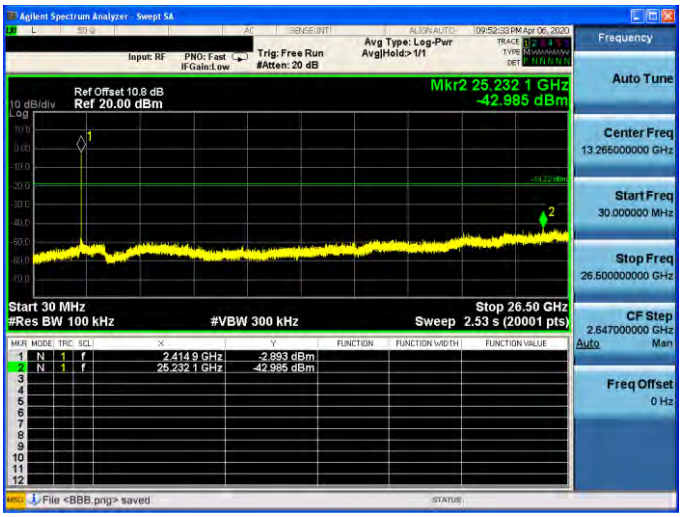
2437 MHz	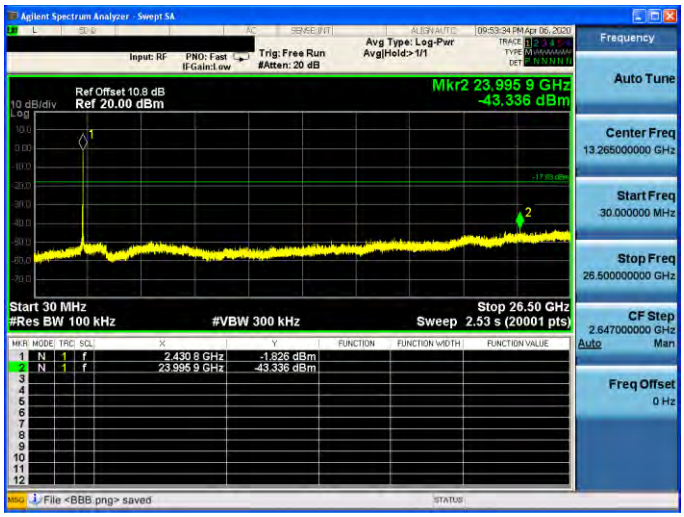
2462 MHz	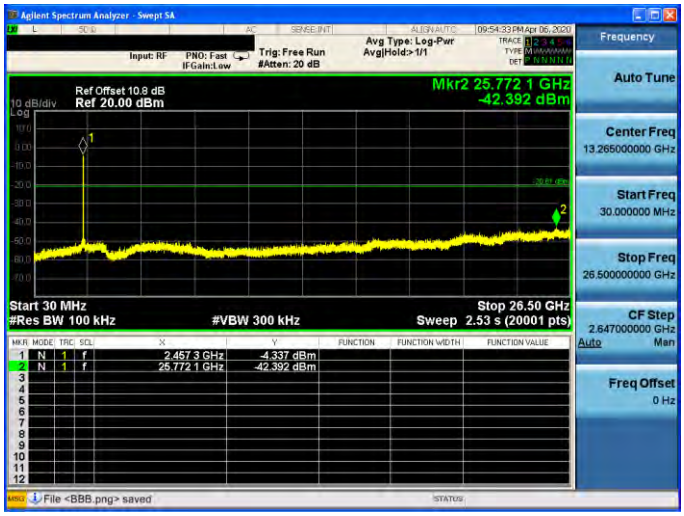

Mode 5: IEEE 802.11n 2.4 GHz 40 MHz Continuous TX mode_ANT-1	
2422 MHz	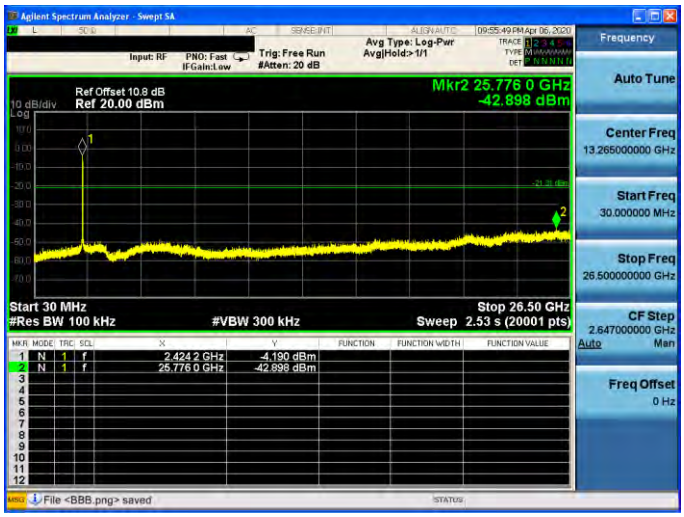
2437 MHz	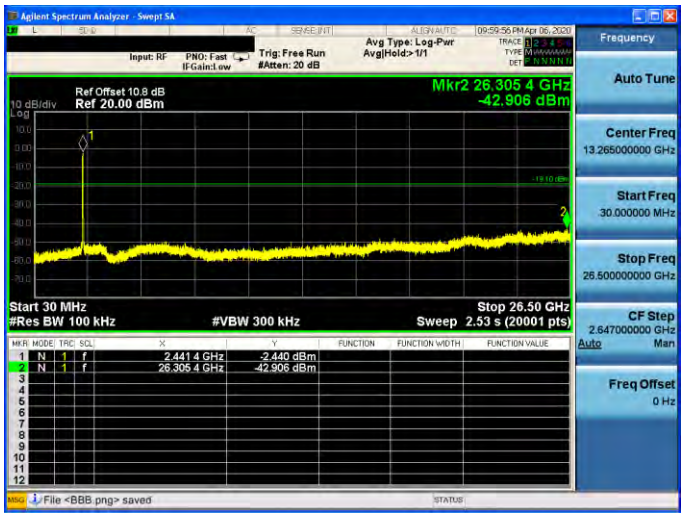
2452 MHz	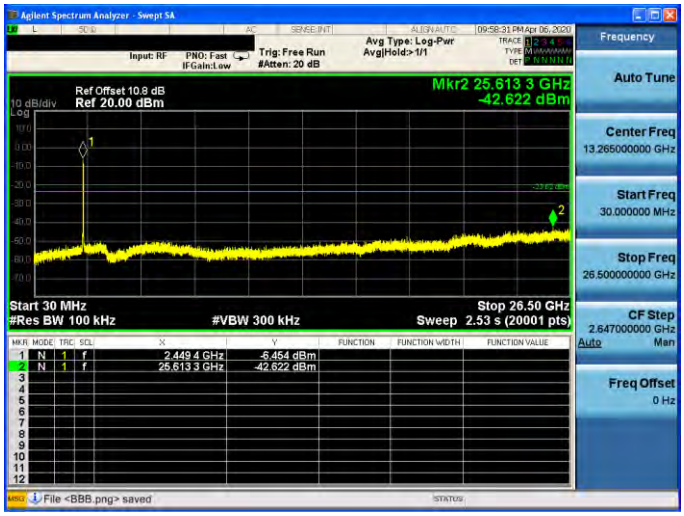

Conducted Band Edge

Mode 2: IEEE 802.11b Continuous TX mode_ANT-0	
2412 MHz	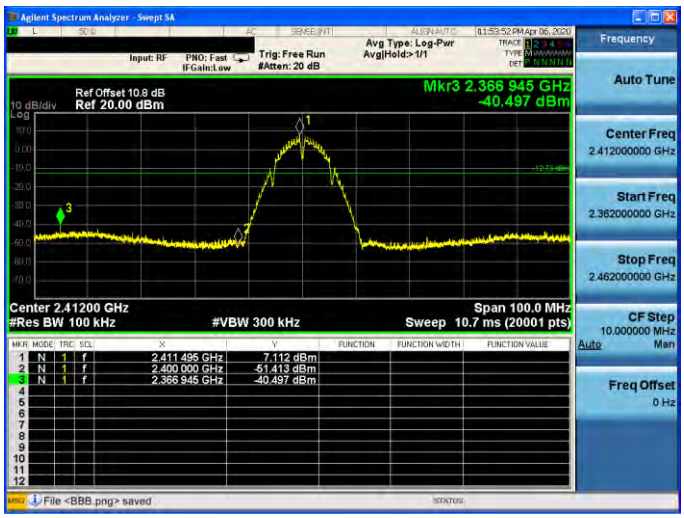
2462 MHz	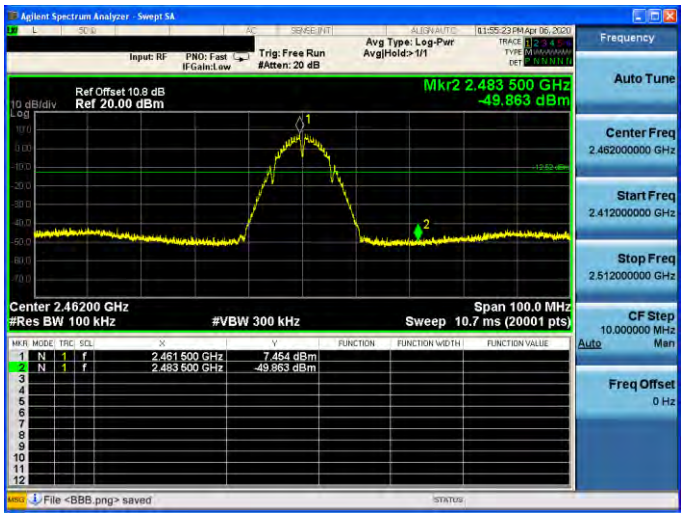

Mode 3: IEEE 802.11g Continuous TX mode_ANT-0	
2412 MHz	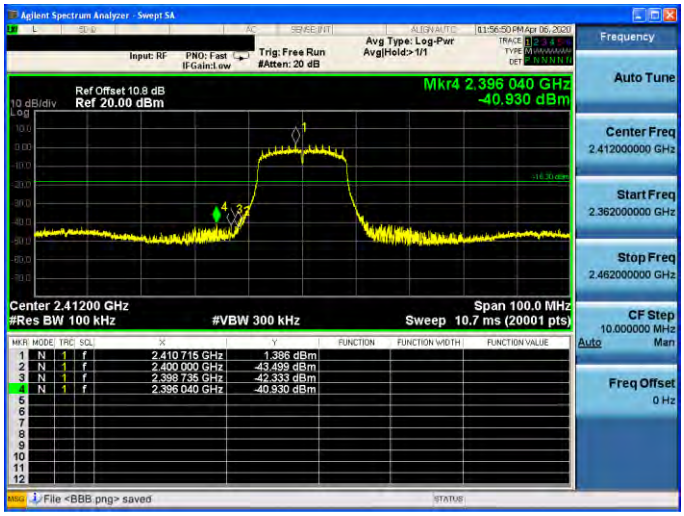
2462 MHz	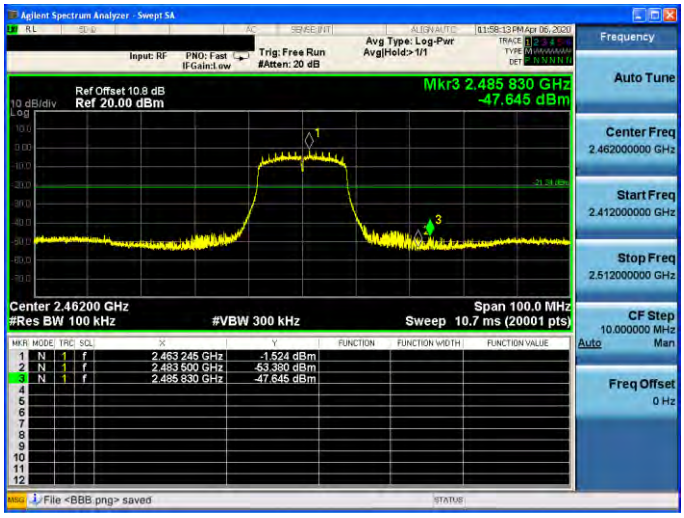

Mode 4: IEEE 802.11n 2.4 GHz 20 MHz Continuous TX mode_ANT-0	
2412 MHz	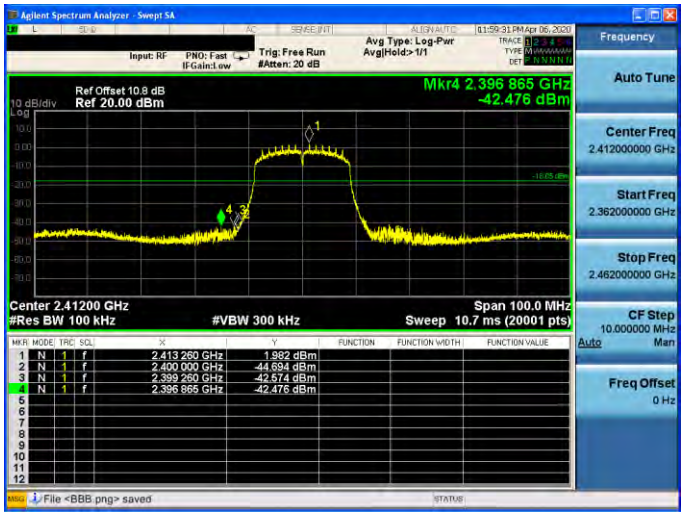
2462 MHz	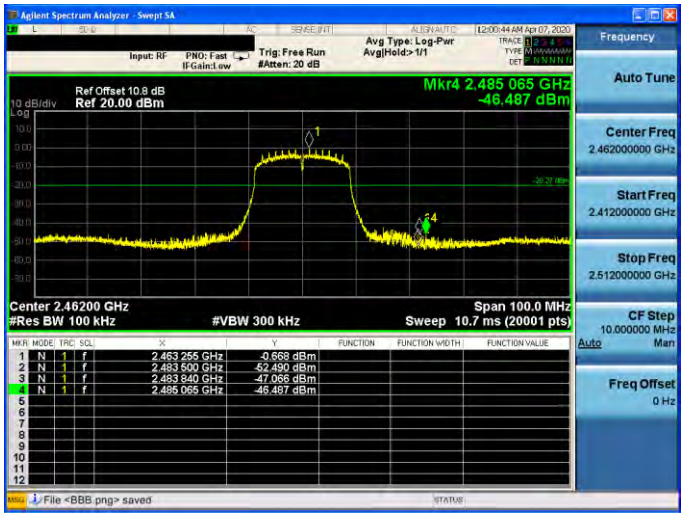

Mode 5: IEEE 802.11n 2.4 GHz 40 MHz Continuous TX mode_ANT-0	
2422 MHz	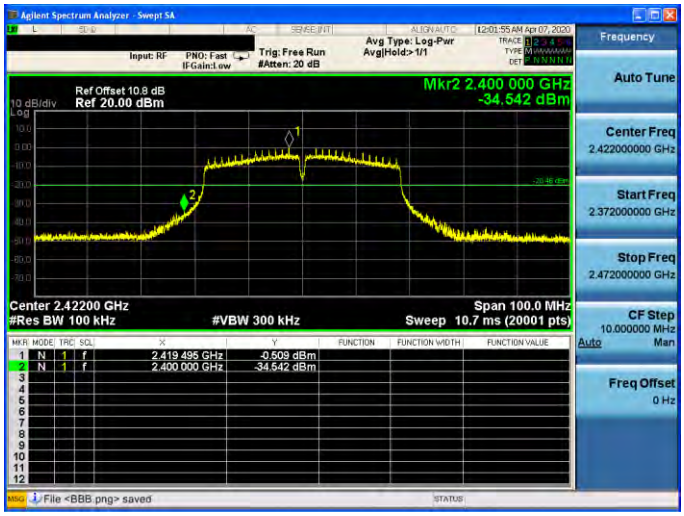
2452 MHz	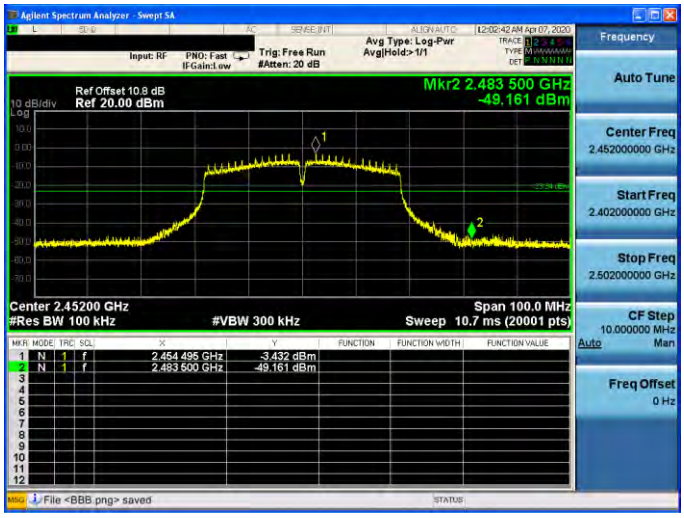

Mode 2: IEEE 802.11b Continuous TX mode_ANT-1	
2412 MHz	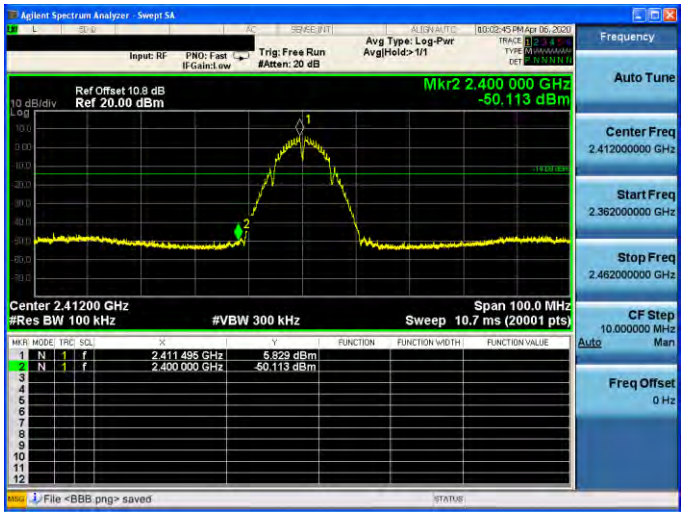
2462 MHz	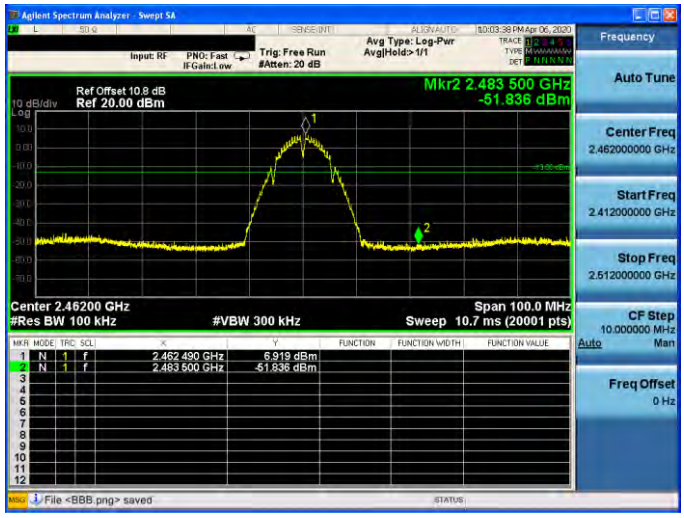

Mode 3: IEEE 802.11g Continuous TX mode_ANT-1	
2412 MHz	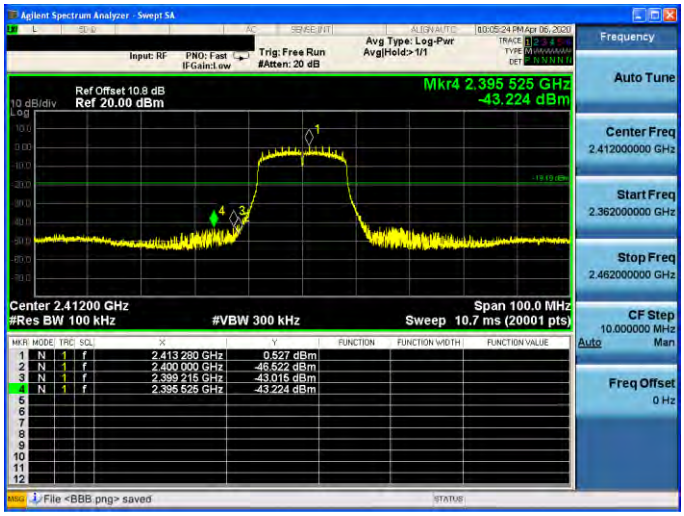
2462 MHz	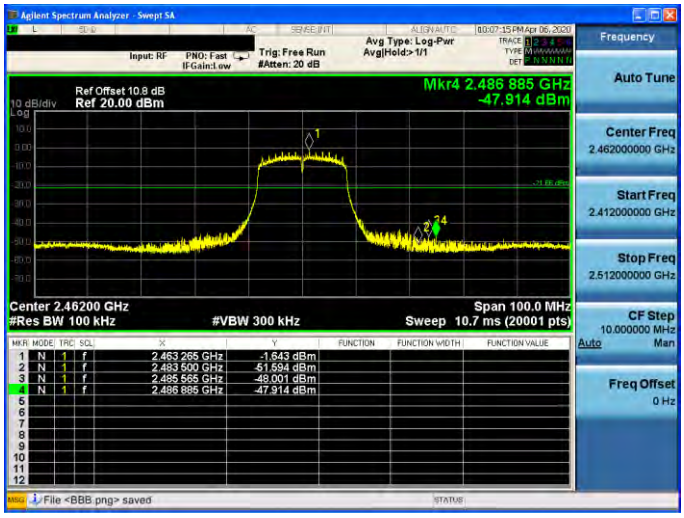

Mode 4: IEEE 802.11n 2.4 GHz 20 MHz Continuous TX mode_ANT-1	
2412 MHz	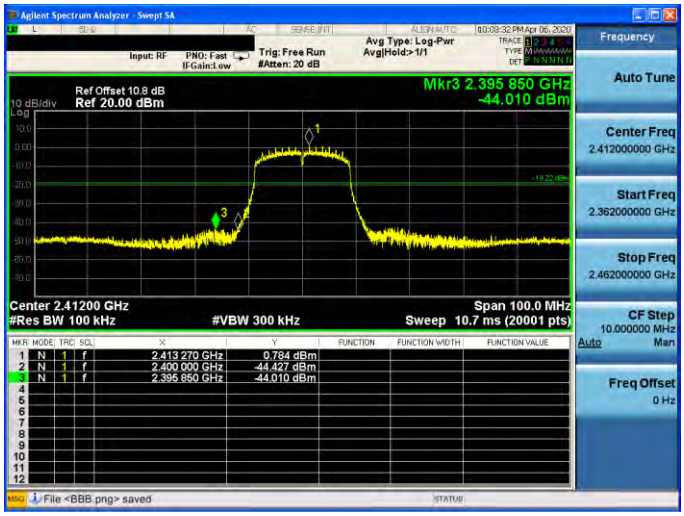
2462 MHz	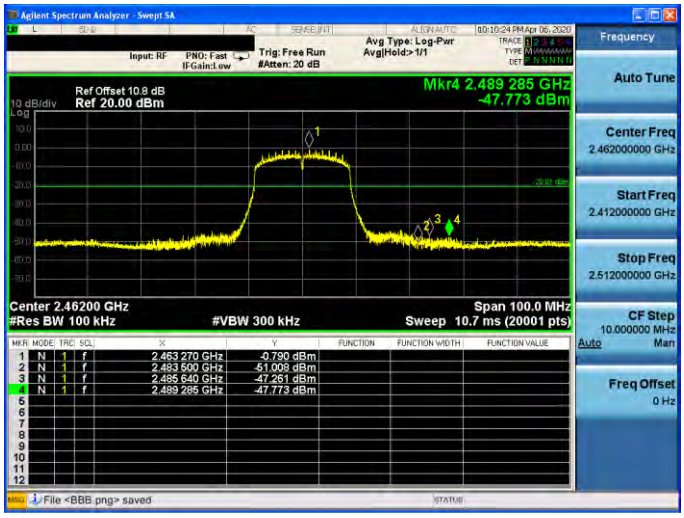

Mode 5: IEEE 802.11n 2.4 GHz 40 MHz Continuous TX mode_ANT-1	
2422 MHz	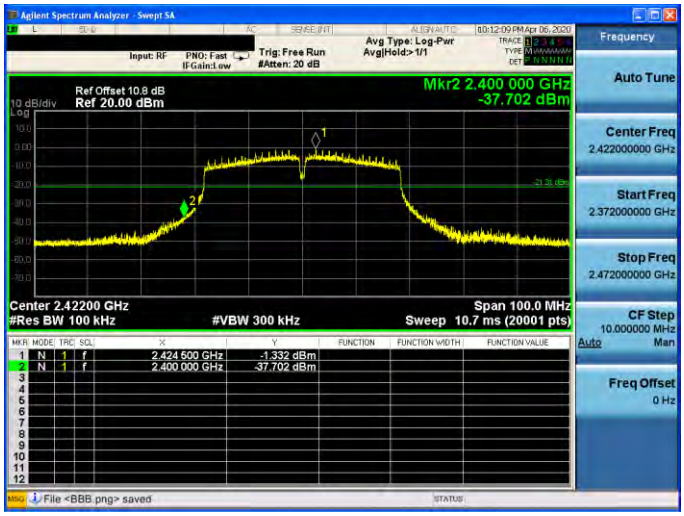
2452 MHz	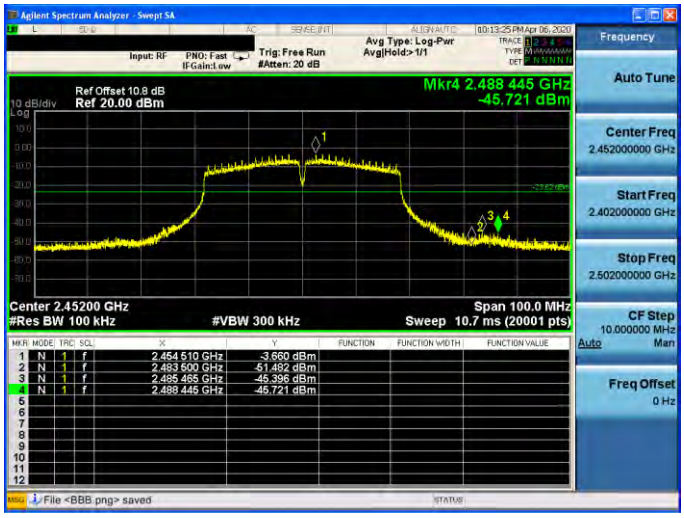

Annex C. Radiated Emission Measurement

Below 1 GHz

Standard:	FCC Part 15.247	Test Distance:	3 m
Test item:	Radiated Emission	Power:	AC 120 V/60 Hz
Frequency:	2437 MHz	Temp.(℃)/Hum.(%RH):	26(℃)/60 %RH
Mode:	Mode 2		

Frequency (MHz)	Reading (dBuV)	Correct Factor (dB/m)	Result (dBuV/m)	Limit (dBuV/m)	Margin (dB)	Remark	Ant.Polar. H / V
240.4900	42.09	-6.15	35.94	46.00	-10.06	QP	H
357.8600	42.91	-3.19	39.72	46.00	-6.28	QP	H
516.9400	38.28	0.26	38.54	46.00	-7.46	QP	H
610.0600	34.01	2.58	36.59	46.00	-9.41	QP	H
773.9900	33.33	5.50	38.83	46.00	-7.17	QP	H
931.1300	31.21	8.50	39.71	46.00	-6.29	QP	H
237.5800	42.12	-6.35	35.77	46.00	-10.23	QP	V
315.1800	41.11	-3.96	37.15	46.00	-8.85	QP	V
562.5300	32.61	1.41	34.02	46.00	-11.98	QP	V
598.4200	31.68	2.44	34.12	46.00	-11.88	QP	V
773.9900	32.88	5.50	38.38	46.00	-7.62	QP	V
932.1000	30.47	8.54	39.01	46.00	-6.99	QP	V

Note:1.Result (dBuV/m) = Correct Factor (dB/m) + Reading(dBuV).

Example: 35.94 = -6.15 + 42.09

2.Correction factor (dB/m) = Antenna Factor (dB/m) + Cable loss (dB) – Pre-Amplifier gain (dB).

3.When the peak results are less than average limit, so not need to evaluate the average.

Harmonic

Above 1 GHz

Standard:	FCC Part 15.247	Test Distance:	3 m
Test item:	Harmonic	Power:	AC 120 V/60 Hz
Frequency:	2412 MHz	Temp.(℃)/Hum.(%RH):	26(℃)/60 %RH
Mode:	Mode 2		
Ant.Polar.:	Horizontal		

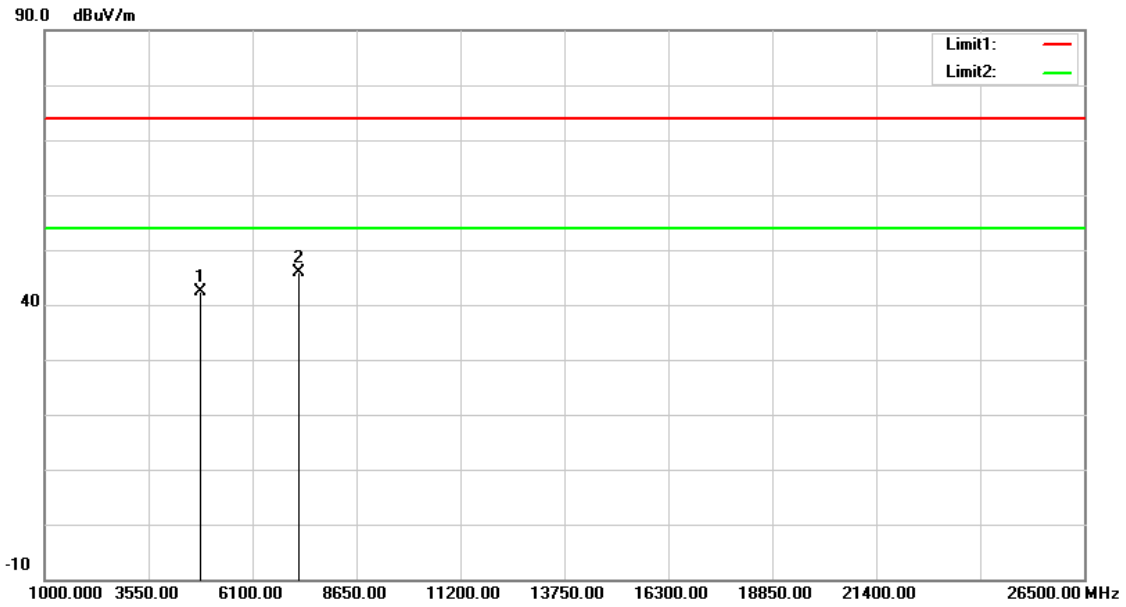

No.	Frequency (MHz)	Reading (dBuV)	Correct Factor (dB/m)	Result (dBuV/m)	Limit (dBuV/m)	Margin (dB)	Remark
1	4824.000	36.44	5.97	42.41	74.00	-31.59	peak
2	7236.000	33.32	12.48	45.80	74.00	-28.20	peak

Note:1.Result (dBuV/m) = Correct Factor (dB/m) + Reading(dBuV).

Example: 42.41 = 5.97 + 36.44

2.Correction factor (dB/m) = Antenna Factor (dB/m) + Cable loss (dB) – Pre-Amplifier gain (dB).

3.When the peak results are less than average limit, so not need to evaluate the average.

Standard:	FCC Part 15.247	Test Distance:	3 m
Test item:	Harmonic	Power:	AC 120 V/60 Hz
Frequency:	2412 MHz	Temp.(℃)/Hum.(%RH):	26(℃)/60 %RH
Mode:	Mode 2		
Ant.Polar.:	Vertical		

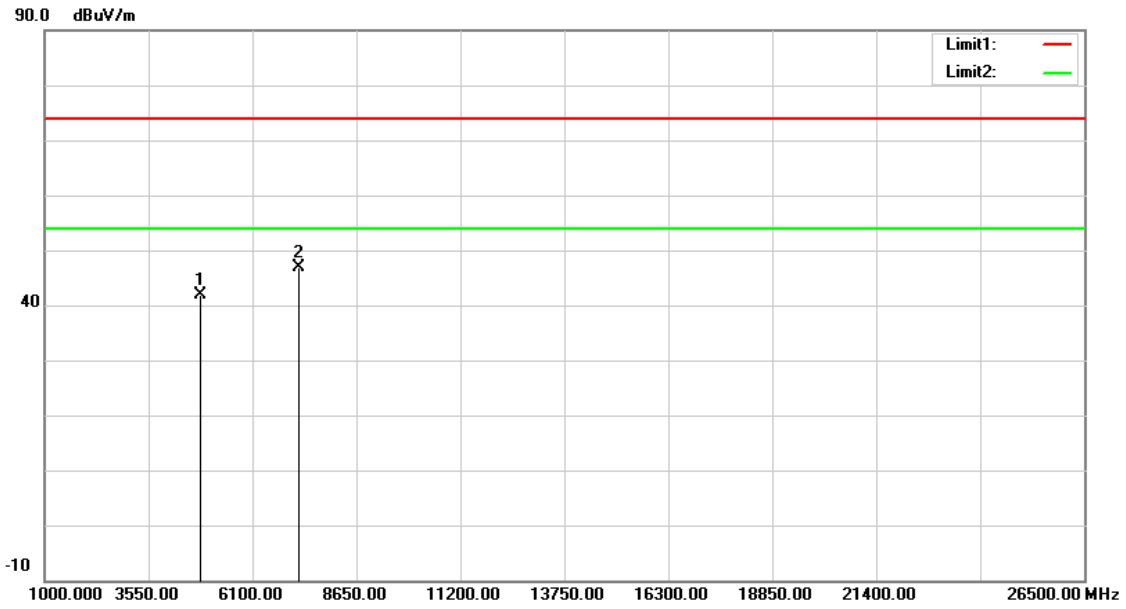

No.	Frequency (MHz)	Reading (dBuV)	Correct Factor (dB/m)	Result (dBuV/m)	Limit (dBuV/m)	Margin (dB)	Remark
1	4824.000	35.90	5.97	41.87	74.00	-32.13	peak
2	7236.000	34.32	12.48	46.80	74.00	-27.20	peak

Note:1.Result (dBuV/m) = Correct Factor (dB/m) + Reading(dBuV).

Example: 41.87 = 5.97 + 35.90

2.Correction factor (dB/m) = Antenna Factor (dB/m) + Cable loss (dB) – Pre-Amplifier gain (dB).

3.When the peak results are less than average limit, so not need to evaluate the average.

Standard:	FCC Part 15.247	Test Distance:	3 m
Test item:	Harmonic	Power:	AC 120 V/60 Hz
Frequency:	2437 MHz	Temp.(℃)/Hum.(%RH):	26(℃)/60 %RH
Mode:	Mode 2		
Ant.Polar.:	Horizontal		

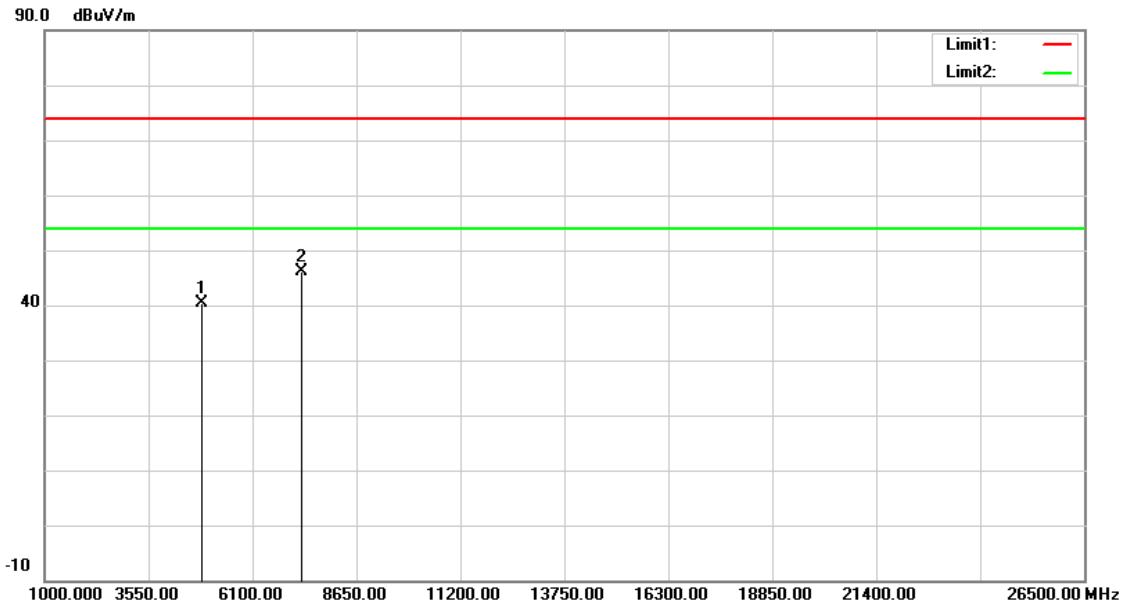

No.	Frequency (MHz)	Reading (dBuV)	Correct Factor (dB/m)	Result (dBuV/m)	Limit (dBuV/m)	Margin (dB)	Remark
1	4874.000	34.32	6.12	40.44	74.00	-33.56	peak
2	7311.000	33.33	12.73	46.06	74.00	-27.94	peak

Note:1.Result (dBuV/m) = Correct Factor (dB/m) + Reading(dBuV).

2.Correction factor (dB/m) = Antenna Factor (dB/m) + Cable loss (dB) – Pre-Amplifier gain (dB).

3. When the peak results are less than average limit, so not need to evaluate the average.

Standard:	FCC Part 15.247	Test Distance:	3 m
Test item:	Harmonic	Power:	AC 120 V/60 Hz
Frequency:	2437 MHz	Temp.(℃)/Hum.(%RH):	26(℃)/60 %RH
Mode:	Mode 2		
Ant.Polar.:	Vertical		

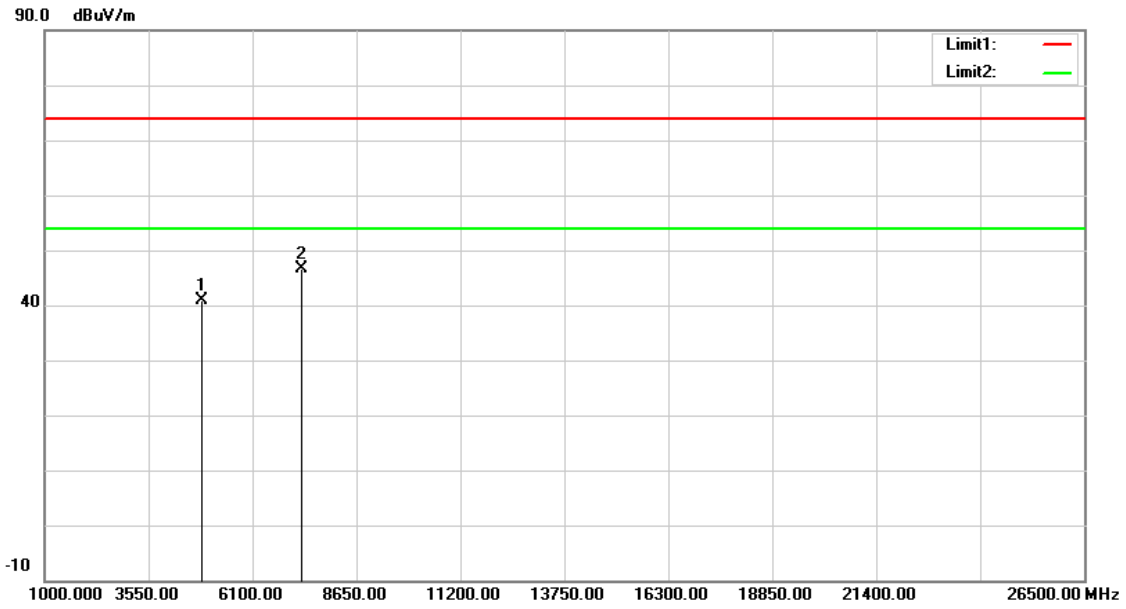

No.	Frequency (MHz)	Reading (dBuV)	Correct Factor (dB/m)	Result (dBuV/m)	Limit (dBuV/m)	Margin (dB)	Remark
1	4874.000	34.72	6.12	40.84	74.00	-33.16	peak
2	7311.000	33.99	12.73	46.72	74.00	-27.28	peak

Note:1.Result (dBuV/m) = Correct Factor (dB/m) + Reading(dBuV).

2.Correction factor (dB/m) = Antenna Factor (dB/m) + Cable loss (dB) – Pre-Amplifier gain (dB).

3. When the peak results are less than average limit, so not need to evaluate the average.

Standard:	FCC Part 15.247	Test Distance:	3 m
Test item:	Harmonic	Power:	AC 120 V/60 Hz
Frequency:	2462 MHz	Temp.(℃)/Hum.(%RH):	26(℃)/60 %RH
Mode:	Mode 2		
Ant.Polar.:	Horizontal		

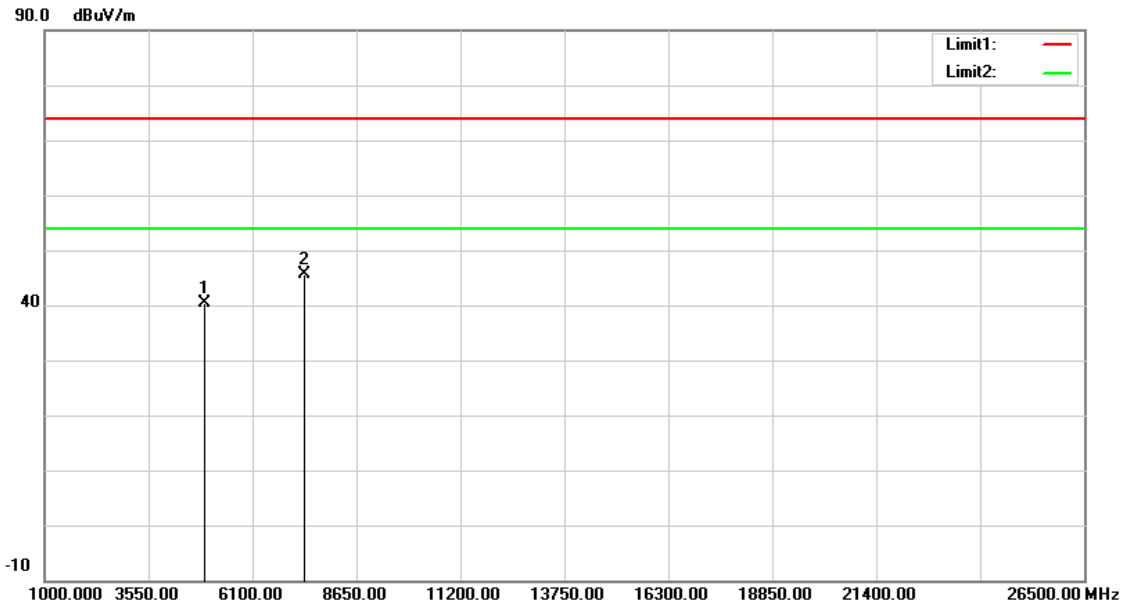

No.	Frequency (MHz)	Reading (dBuV)	Correct Factor (dB/m)	Result (dBuV/m)	Limit (dBuV/m)	Margin (dB)	Remark
1	4924.000	34.17	6.28	40.45	74.00	-33.55	peak
2	7386.000	32.76	12.99	45.75	74.00	-28.25	peak

Note:1.Result (dBuV/m) = Correct Factor (dB/m) + Reading(dBuV).

2.Correction factor (dB/m) = Antenna Factor (dB/m) + Cable loss (dB) – Pre-Amplifier gain (dB).

3. When the peak results are less than average limit, so not need to evaluate the average.

Standard:	FCC Part 15.247	Test Distance:	3 m
Test item:	Harmonic	Power:	AC 120 V/60 Hz
Frequency:	2462 MHz	Temp.(℃)/Hum.(%RH):	26(℃)/60 %RH
Mode:	Mode 2		
Ant.Polar.:	Vertical		

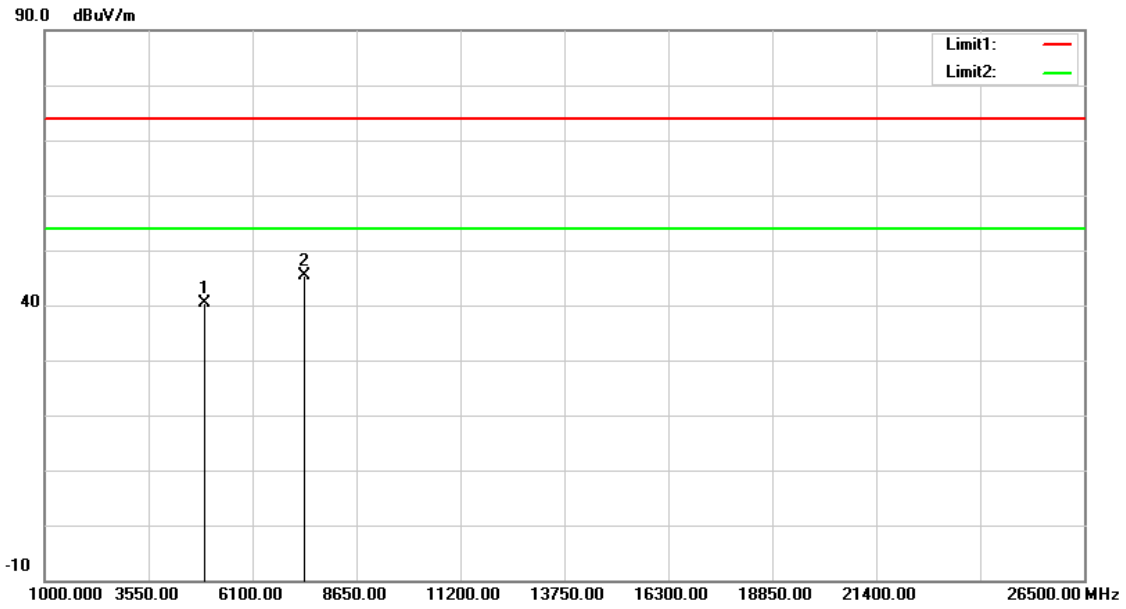

No.	Frequency (MHz)	Reading (dBuV)	Correct Factor (dB/m)	Result (dBuV/m)	Limit (dBuV/m)	Margin (dB)	Remark
1	4924.000	34.22	6.28	40.50	74.00	-33.50	peak
2	7386.000	32.43	12.99	45.42	74.00	-28.58	peak

Note:1.Result (dBuV/m) = Correct Factor (dB/m) + Reading(dBuV).

2.Correction factor (dB/m) = Antenna Factor (dB/m) + Cable loss (dB) – Pre-Amplifier gain (dB).

3. When the peak results are less than average limit, so not need to evaluate the average.

Standard:	FCC Part 15.247	Test Distance:	3 m
Test item:	Harmonic	Power:	AC 120 V/60 Hz
Frequency:	2412 MHz	Temp.(℃)/Hum.(%RH):	26(℃)/60 %RH
Mode:	Mode 3		
Ant.Polar.:	Horizontal		

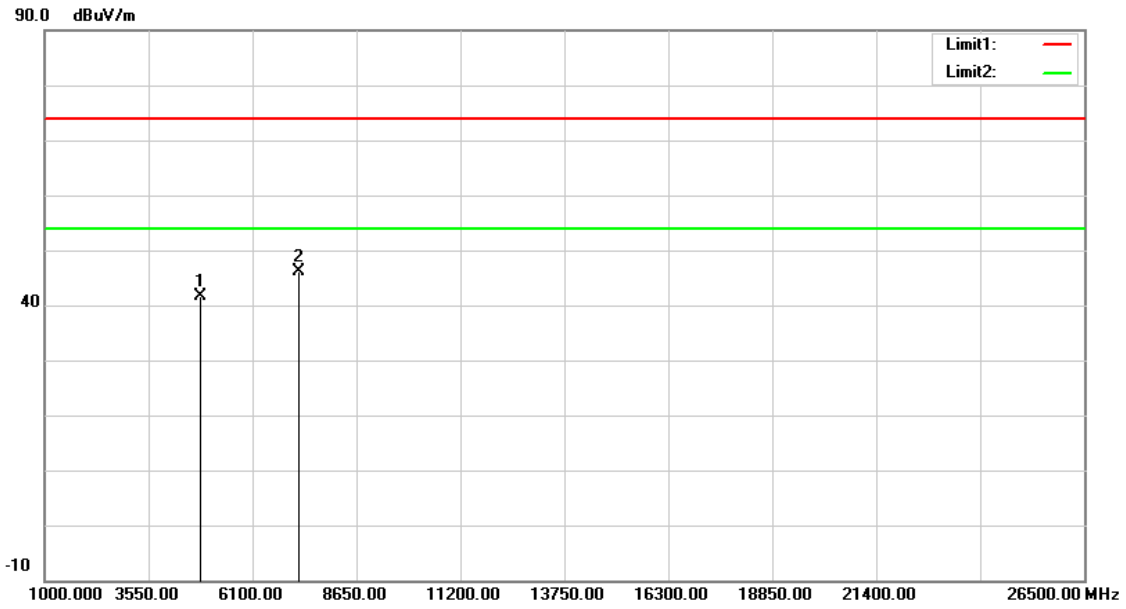

No.	Frequency (MHz)	Reading (dBuV)	Correct Factor (dB/m)	Result (dBuV/m)	Limit (dBuV/m)	Margin (dB)	Remark
1	4824.000	35.69	5.97	41.66	74.00	-32.34	peak
2	7236.000	33.66	12.48	46.14	74.00	-27.86	peak

Note:1.Result (dBuV/m) = Correct Factor (dB/m) + Reading(dBuV).

2.Correction factor (dB/m) = Antenna Factor (dB/m) + Cable loss (dB) – Pre-Amplifier gain (dB).

3. When the peak results are less than average limit, so not need to evaluate the average.

Standard:	FCC Part 15.247	Test Distance:	3 m
Test item:	Harmonic	Power:	AC 120 V/60 Hz
Frequency:	2412 MHz	Temp.(℃)/Hum.(%RH):	26(℃)/60 %RH
Mode:	Mode 3		
Ant.Polar.:	Vertical		

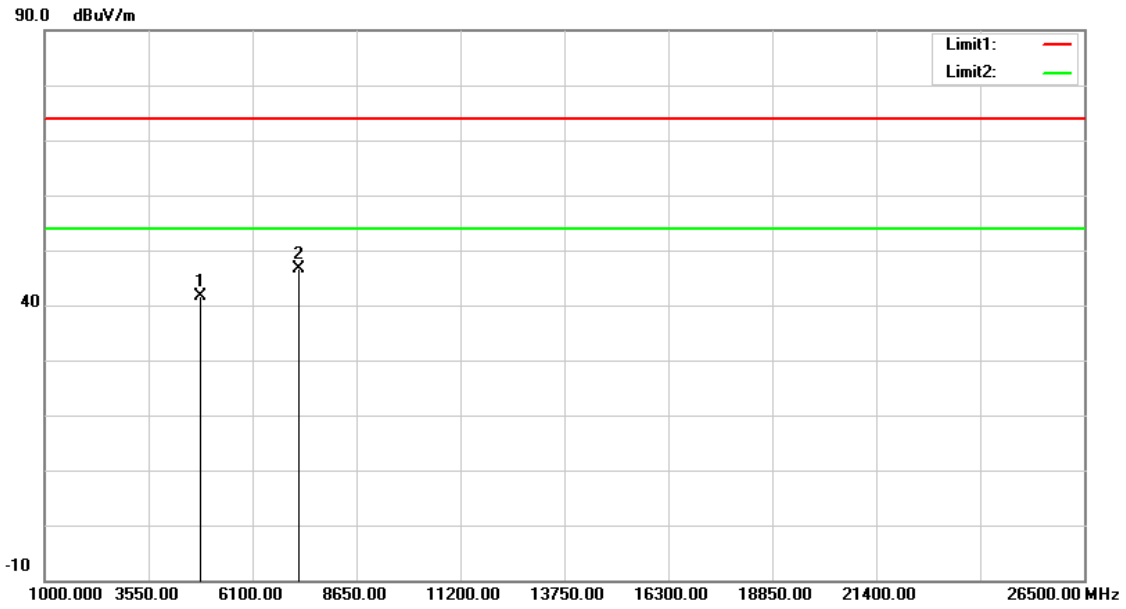

No.	Frequency (MHz)	Reading (dBuV)	Correct Factor (dB/m)	Result (dBuV/m)	Limit (dBuV/m)	Margin (dB)	Remark
1	4824.000	35.71	5.97	41.68	74.00	-32.32	peak
2	7236.000	34.26	12.48	46.74	74.00	-27.26	peak

Note:1.Result (dBuV/m) = Correct Factor (dB/m) + Reading(dBuV).

2.Correction factor (dB/m) = Antenna Factor (dB/m) + Cable loss (dB) – Pre-Amplifier gain (dB).

3. When the peak results are less than average limit, so not need to evaluate the average.

Standard:	FCC Part 15.247	Test Distance:	3 m
Test item:	Harmonic	Power:	AC 120 V/60 Hz
Frequency:	2437 MHz	Temp.(℃)/Hum.(%RH):	26(℃)/60 %RH
Mode:	Mode 3		
Ant.Polar.:	Horizontal		

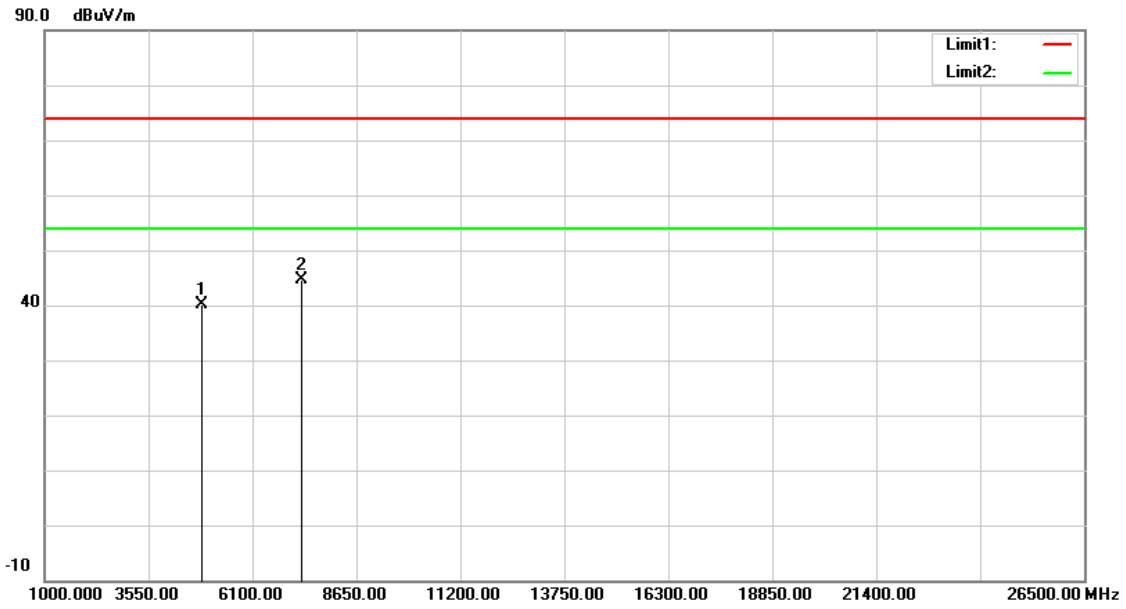

No.	Frequency (MHz)	Reading (dBuV)	Correct Factor (dB/m)	Result (dBuV/m)	Limit (dBuV/m)	Margin (dB)	Remark
1	4874.000	34.07	6.12	40.19	74.00	-33.81	peak
2	7311.000	31.85	12.73	44.58	74.00	-29.42	peak

Note:1.Result (dBuV/m) = Correct Factor (dB/m) + Reading(dBuV).

2.Correction factor (dB/m) = Antenna Factor (dB/m) + Cable loss (dB) – Pre-Amplifier gain (dB).

3. When the peak results are less than average limit, so not need to evaluate the average.

Standard:	FCC Part 15.247	Test Distance:	3 m
Test item:	Harmonic	Power:	AC 120 V/60 Hz
Frequency:	2437 MHz	Temp.(℃)/Hum.(%RH):	26(℃)/60 %RH
Mode:	Mode 3		
Ant.Polar.:	Vertical		

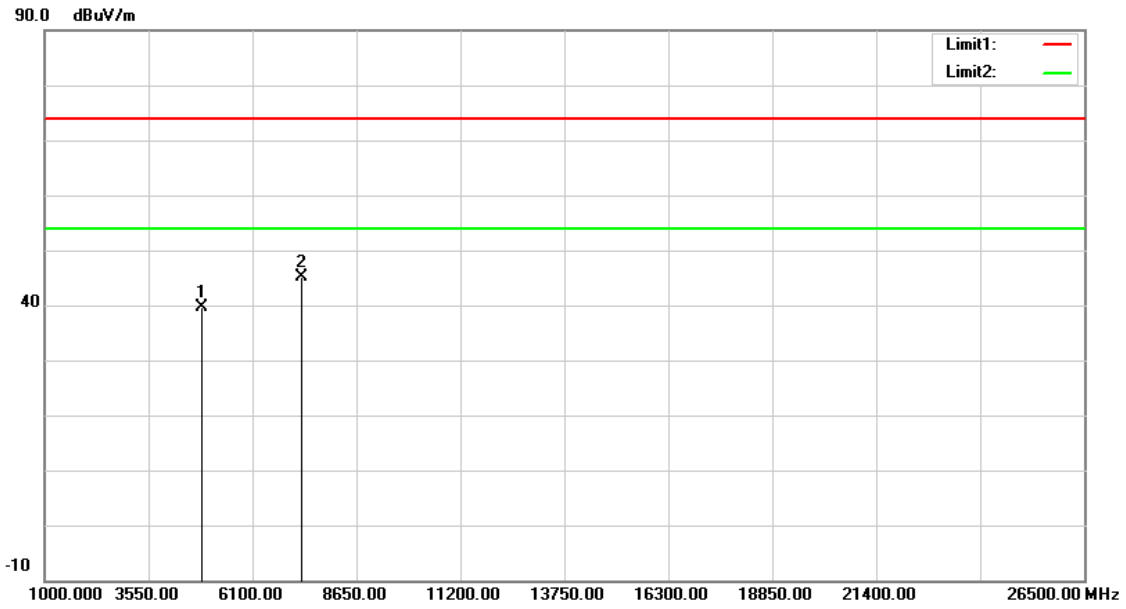

No.	Frequency (MHz)	Reading (dBuV)	Correct Factor (dB/m)	Result (dBuV/m)	Limit (dBuV/m)	Margin (dB)	Remark
1	4874.000	33.41	6.12	39.53	74.00	-34.47	peak
2	7311.000	32.31	12.73	45.04	74.00	-28.96	peak

Note:1.Result (dBuV/m) = Correct Factor (dB/m) + Reading(dBuV).

2.Correction factor (dB/m) = Antenna Factor (dB/m) + Cable loss (dB) – Pre-Amplifier gain (dB).

3. When the peak results are less than average limit, so not need to evaluate the average.

Standard:	FCC Part 15.247	Test Distance:	3 m
Test item:	Harmonic	Power:	AC 120 V/60 Hz
Frequency:	2462 MHz	Temp.(℃)/Hum.(%RH):	26(℃)/60 %RH
Mode:	Mode 3		
Ant.Polar.:	Horizontal		

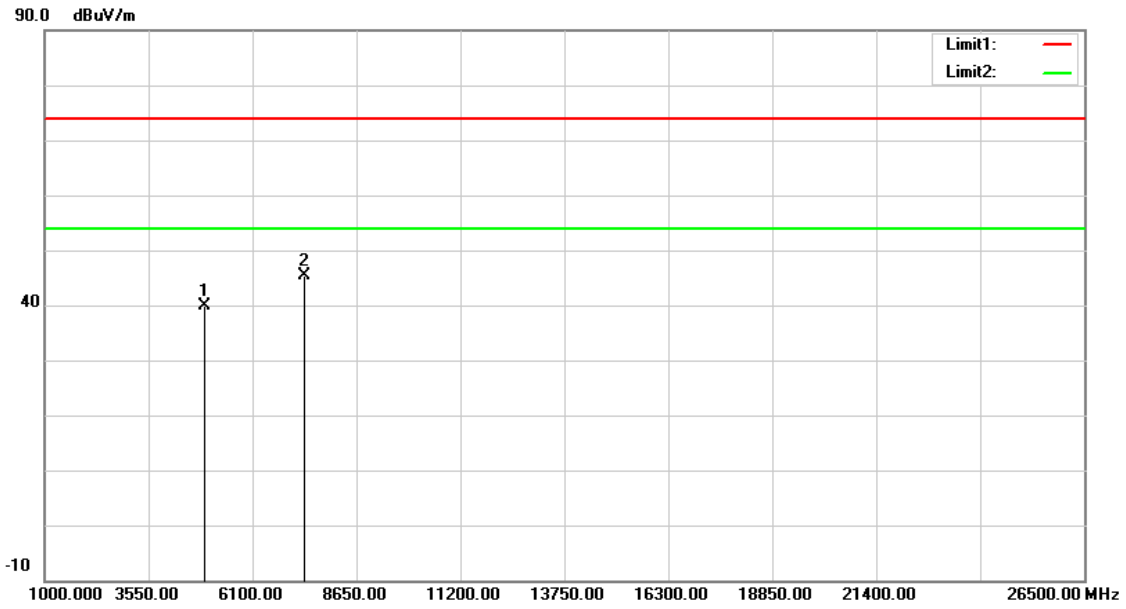

No.	Frequency (MHz)	Reading (dBuV)	Correct Factor (dB/m)	Result (dBuV/m)	Limit (dBuV/m)	Margin (dB)	Remark
1	4924.000	33.55	6.28	39.83	74.00	-34.17	peak
2	7386.000	32.32	12.99	45.31	74.00	-28.69	peak

Note:1.Result (dBuV/m) = Correct Factor (dB/m) + Reading(dBuV).

2.Correction factor (dB/m) = Antenna Factor (dB/m) + Cable loss (dB) – Pre-Amplifier gain (dB).

3. When the peak results are less than average limit, so not need to evaluate the average.

Standard:	FCC Part 15.247	Test Distance:	3 m
Test item:	Harmonic	Power:	AC 120 V/60 Hz
Frequency:	2462 MHz	Temp.(℃)/Hum.(%RH):	26(℃)/60 %RH
Mode:	Mode 3		
Ant.Polar.:	Vertical		

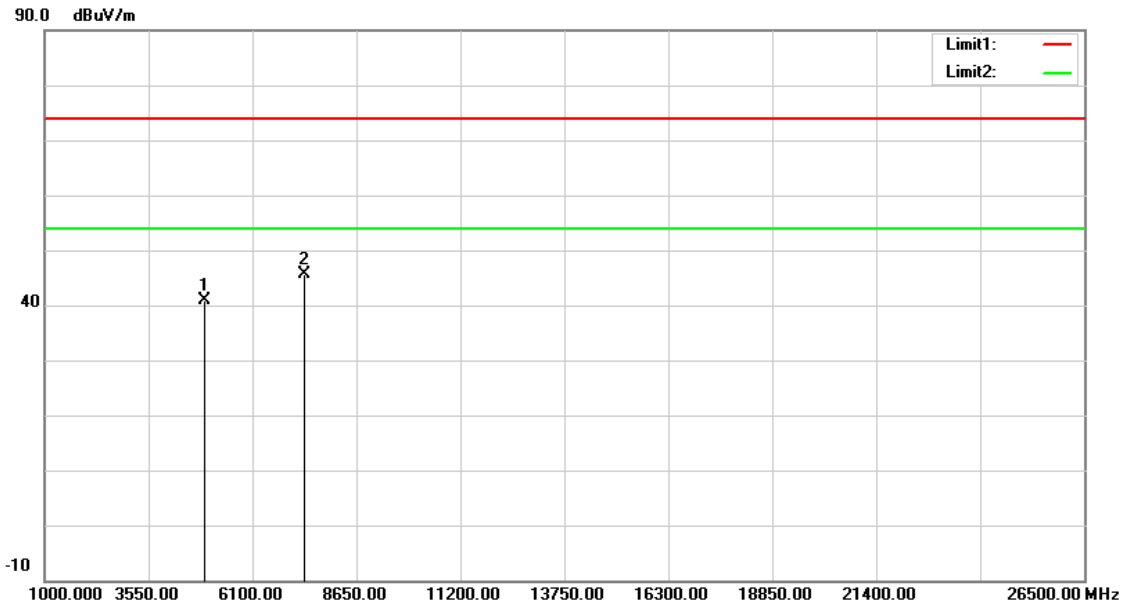

No.	Frequency (MHz)	Reading (dBuV)	Correct Factor (dB/m)	Result (dBuV/m)	Limit (dBuV/m)	Margin (dB)	Remark
1	4924.000	34.63	6.28	40.91	74.00	-33.09	peak
2	7386.000	32.69	12.99	45.68	74.00	-28.32	peak

Note:1.Result (dBuV/m) = Correct Factor (dB/m) + Reading(dBuV).

2.Correction factor (dB/m) = Antenna Factor (dB/m) + Cable loss (dB) – Pre-Amplifier gain (dB).

3. When the peak results are less than average limit, so not need to evaluate the average.

Standard:	FCC Part 15.247	Test Distance:	3 m
Test item:	Harmonic	Power:	AC 120 V/60 Hz
Frequency:	2412 MHz	Temp.(℃)/Hum.(%RH):	26(℃)/60 %RH
Mode:	Mode 4		
Ant.Polar.:	Horizontal		

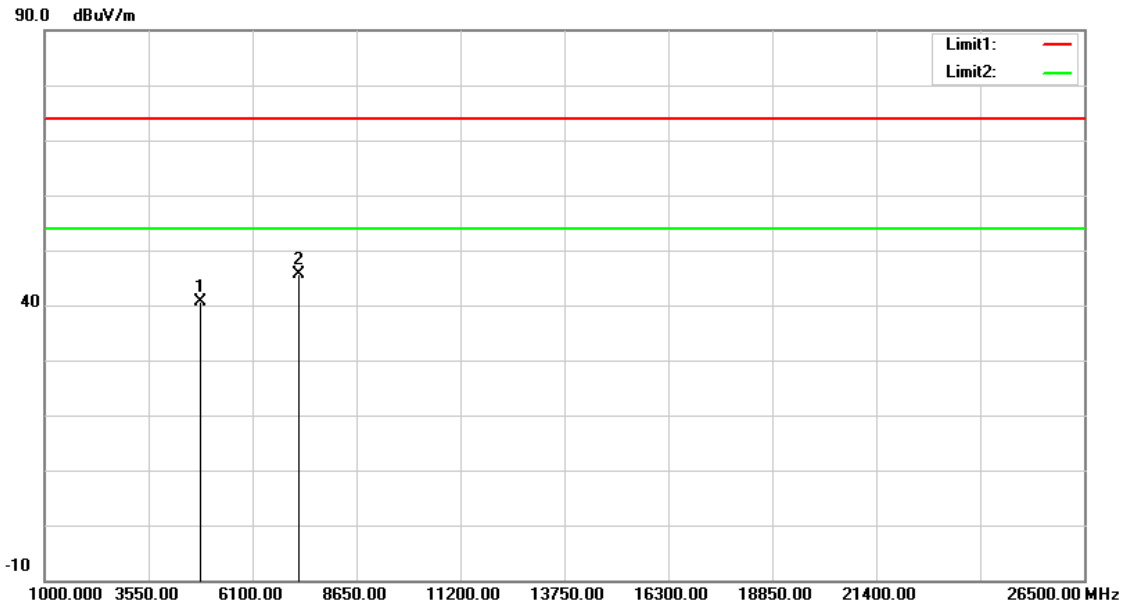

No.	Frequency (MHz)	Reading (dBuV)	Correct Factor (dB/m)	Result (dBuV/m)	Limit (dBuV/m)	Margin (dB)	Remark
1	4824.000	34.60	5.97	40.57	74.00	-33.43	peak
2	7236.000	33.09	12.48	45.57	74.00	-28.43	peak

Note:1.Result (dBuV/m) = Correct Factor (dB/m) + Reading(dBuV).

2.Correction factor (dB/m) = Antenna Factor (dB/m) + Cable loss (dB) – Pre-Amplifier gain (dB).

3. When the peak results are less than average limit, so not need to evaluate the average.

Standard:	FCC Part 15.247	Test Distance:	3 m
Test item:	Harmonic	Power:	AC 120 V/60 Hz
Frequency:	2412 MHz	Temp.(℃)/Hum.(%RH):	26(℃)/60 %RH
Mode:	Mode 4		
Ant.Polar.:	Vertical		

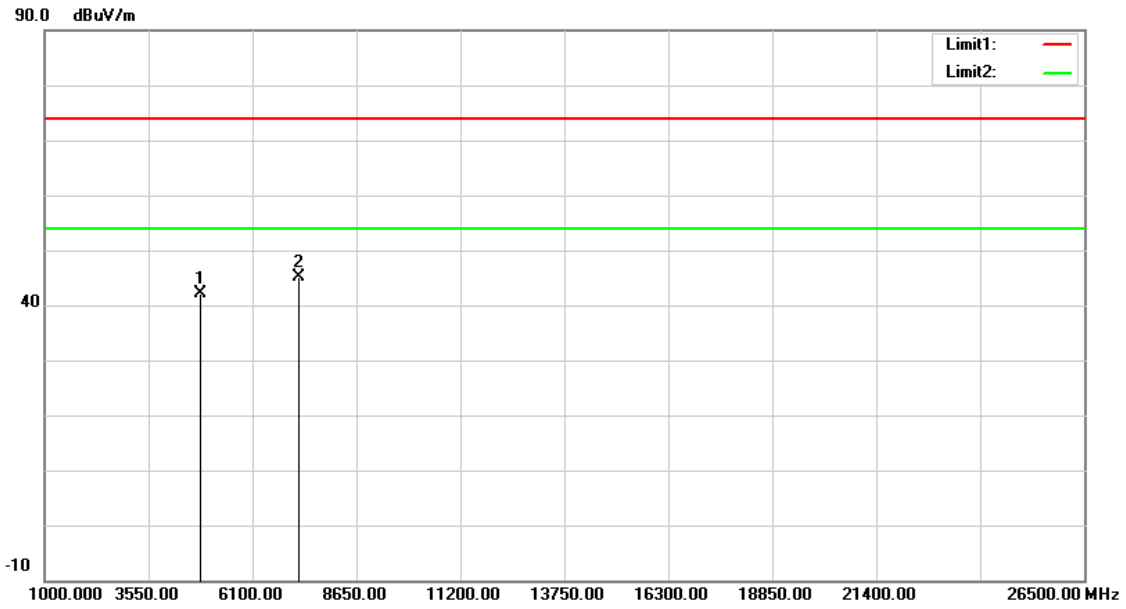

No.	Frequency (MHz)	Reading (dBuV)	Correct Factor (dB/m)	Result (dBuV/m)	Limit (dBuV/m)	Margin (dB)	Remark
1	4824.000	36.25	5.97	42.22	74.00	-31.78	peak
2	7236.000	32.60	12.48	45.08	74.00	-28.92	peak

Note:1.Result (dBuV/m) = Correct Factor (dB/m) + Reading(dBuV).

2.Correction factor (dB/m) = Antenna Factor (dB/m) + Cable loss (dB) – Pre-Amplifier gain (dB).

3. When the peak results are less than average limit, so not need to evaluate the average.

Standard:	FCC Part 15.247	Test Distance:	3 m
Test item:	Harmonic	Power:	AC 120 V/60 Hz
Frequency:	2437 MHz	Temp.(℃)/Hum.(%RH):	26(℃)/60 %RH
Mode:	Mode 4		
Ant.Polar.:	Horizontal		

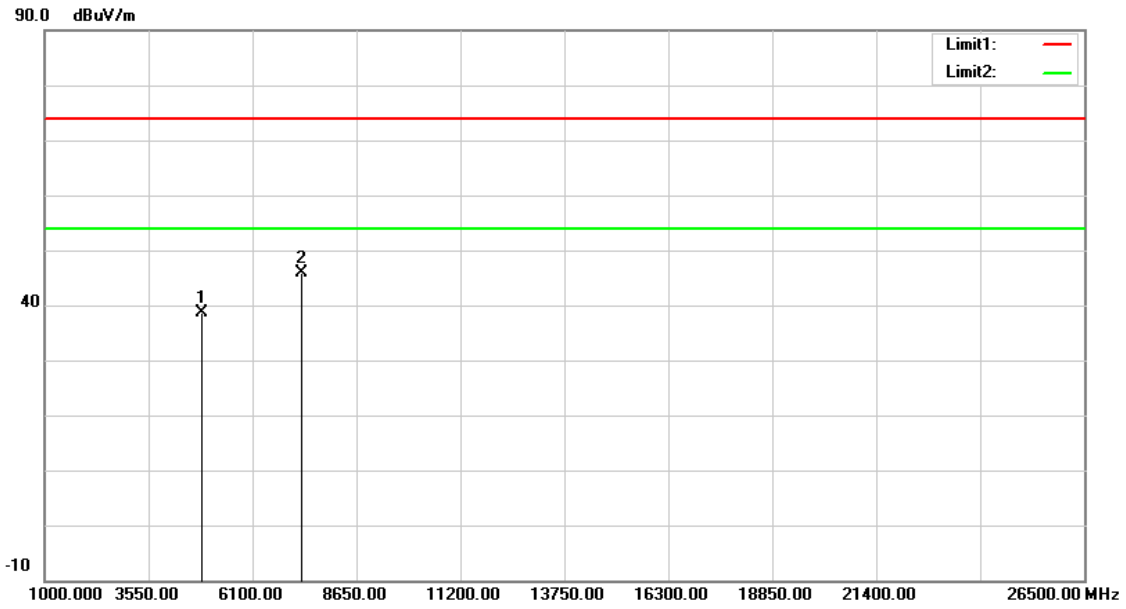

No.	Frequency (MHz)	Reading (dBuV)	Correct Factor (dB/m)	Result (dBuV/m)	Limit (dBuV/m)	Margin (dB)	Remark
1	4874.000	32.52	6.12	38.64	74.00	-35.36	peak
2	7311.000	33.17	12.73	45.90	74.00	-28.10	peak

Note:1.Result (dBuV/m) = Correct Factor (dB/m) + Reading(dBuV).

2.Correction factor (dB/m) = Antenna Factor (dB/m) + Cable loss (dB) – Pre-Amplifier gain (dB).

3. When the peak results are less than average limit, so not need to evaluate the average.

Standard:	FCC Part 15.247	Test Distance:	3 m
Test item:	Harmonic	Power:	AC 120 V/60 Hz
Frequency:	2437 MHz	Temp.(℃)/Hum.(%RH):	26(℃)/60 %RH
Mode:	Mode 4		
Ant.Polar.:	Vertical		

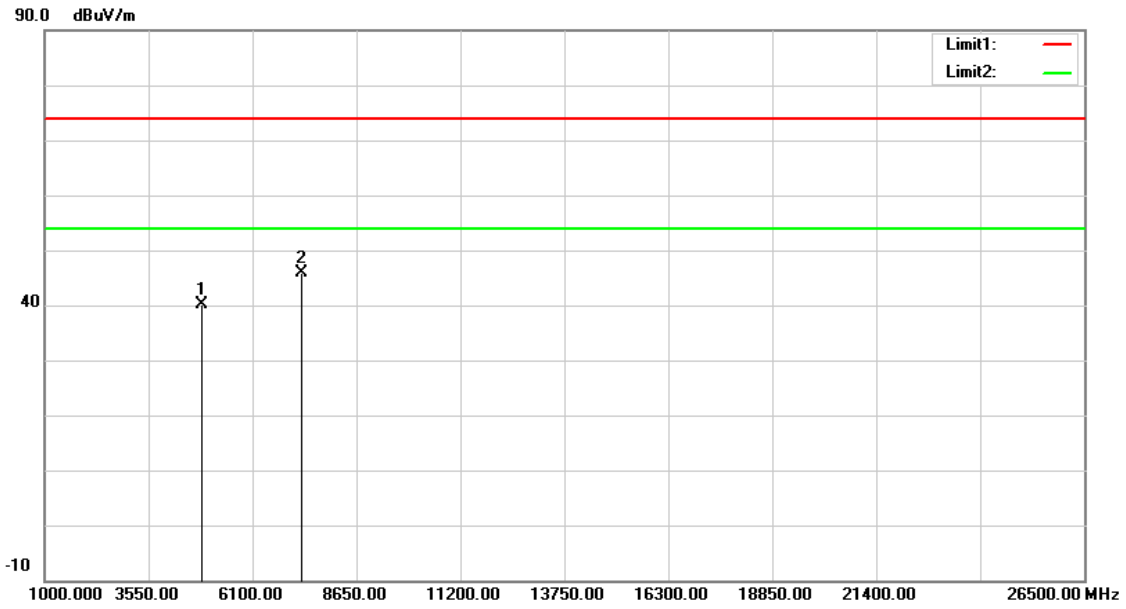

No.	Frequency (MHz)	Reading (dBuV)	Correct Factor (dB/m)	Result (dBuV/m)	Limit (dBuV/m)	Margin (dB)	Remark
1	4874.000	34.12	6.12	40.24	74.00	-33.76	peak
2	7311.000	33.19	12.73	45.92	74.00	-28.08	peak

Note:1.Result (dBuV/m) = Correct Factor (dB/m) + Reading(dBuV).

2.Correction factor (dB/m) = Antenna Factor (dB/m) + Cable loss (dB) – Pre-Amplifier gain (dB).

3. When the peak results are less than average limit, so not need to evaluate the average.

Standard:	FCC Part 15.247	Test Distance:	3 m
Test item:	Harmonic	Power:	AC 120 V/60 Hz
Frequency:	2462 MHz	Temp.(℃)/Hum.(%RH):	26(℃)/60 %RH
Mode:	Mode 4		
Ant.Polar.:	Horizontal		

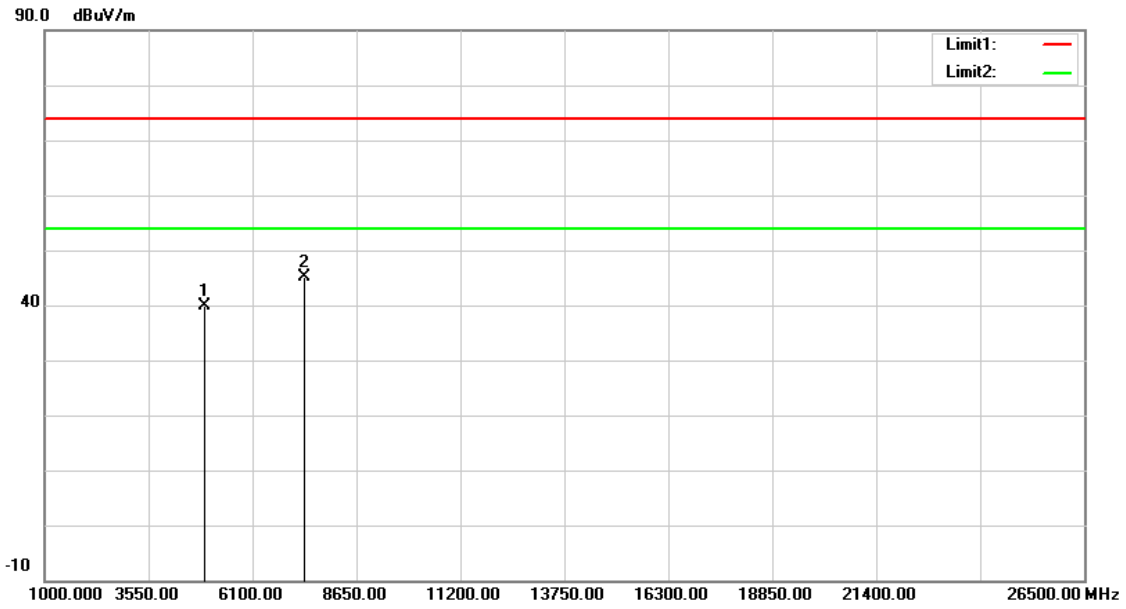

No.	Frequency (MHz)	Reading (dBuV)	Correct Factor (dB/m)	Result (dBuV/m)	Limit (dBuV/m)	Margin (dB)	Remark
1	4924.000	33.53	6.28	39.81	74.00	-34.19	peak
2	7386.000	32.12	12.99	45.11	74.00	-28.89	peak

Note:1.Result (dBuV/m) = Correct Factor (dB/m) + Reading(dBuV).

2.Correction factor (dB/m) = Antenna Factor (dB/m) + Cable loss (dB) – Pre-Amplifier gain (dB).

3. When the peak results are less than average limit, so not need to evaluate the average.

Standard:	FCC Part 15.247	Test Distance:	3 m
Test item:	Harmonic	Power:	AC 120 V/60 Hz
Frequency:	2462 MHz	Temp.(℃)/Hum.(%RH):	26(℃)/60 %RH
Mode:	Mode 4		
Ant.Polar.:	Vertical		

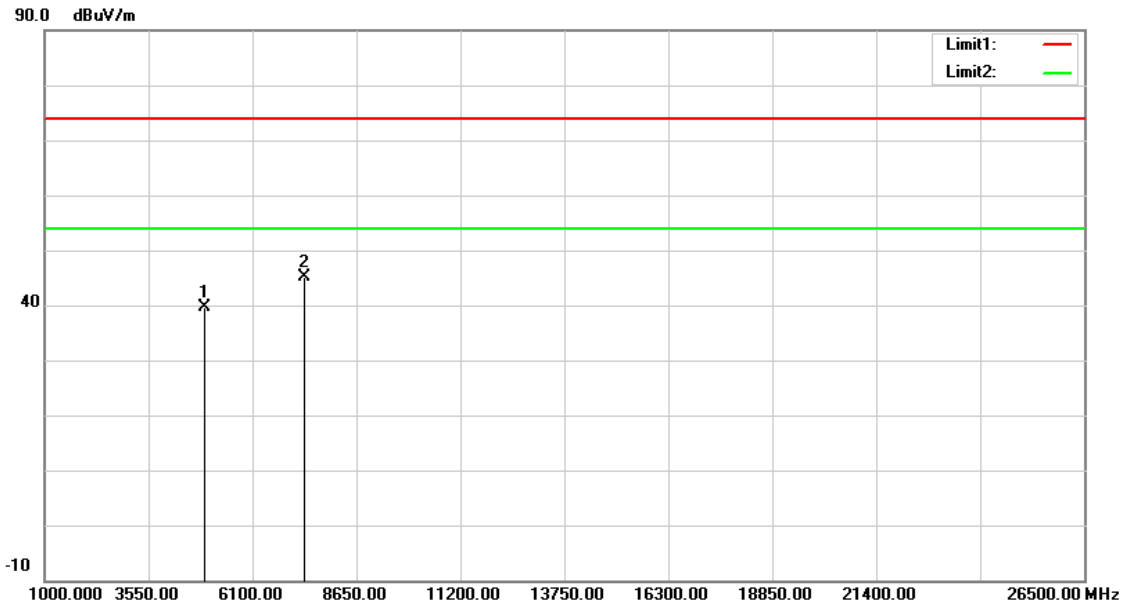

No.	Frequency (MHz)	Reading (dBuV)	Correct Factor (dB/m)	Result (dBuV/m)	Limit (dBuV/m)	Margin (dB)	Remark
1	4924.000	33.32	6.28	39.60	74.00	-34.40	peak
2	7386.000	32.17	12.99	45.16	74.00	-28.84	peak

Note:1.Result (dBuV/m) = Correct Factor (dB/m) + Reading(dBuV).

2.Correction factor (dB/m) = Antenna Factor (dB/m) + Cable loss (dB) – Pre-Amplifier gain (dB).

3. When the peak results are less than average limit, so not need to evaluate the average.

Standard:	FCC Part 15.247	Test Distance:	3 m
Test item:	Harmonic	Power:	AC 120 V/60 Hz
Frequency:	2422 MHz	Temp.(℃)/Hum.(%RH):	26(℃)/60 %RH
Mode:	Mode 5		
Ant.Polar.:	Horizontal		

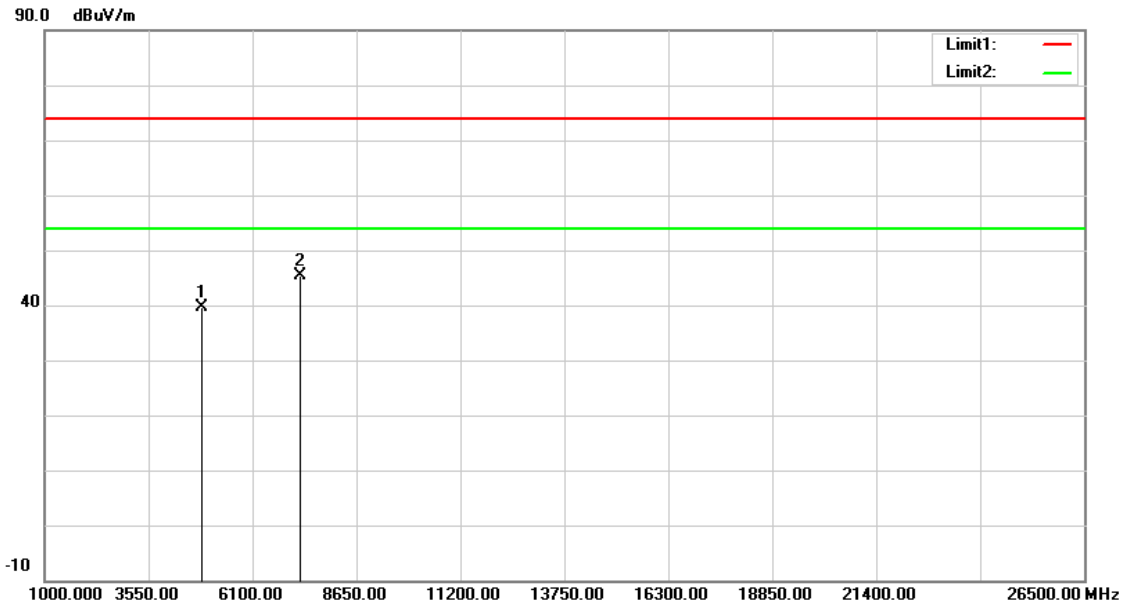

No.	Frequency (MHz)	Reading (dBuV)	Correct Factor (dB/m)	Result (dBuV/m)	Limit (dBuV/m)	Margin (dB)	Remark
1	4844.000	33.64	6.04	39.68	74.00	-34.32	peak
2	7266.000	32.77	12.59	45.36	74.00	-28.64	peak

Note:1.Result (dBuV/m) = Correct Factor (dB/m) + Reading(dBuV).

2.Correction factor (dB/m) = Antenna Factor (dB/m) + Cable loss (dB) – Pre-Amplifier gain (dB).

3. When the peak results are less than average limit, so not need to evaluate the average.

Standard:	FCC Part 15.247	Test Distance:	3 m
Test item:	Harmonic	Power:	AC 120 V/60 Hz
Frequency:	2422 MHz	Temp.(℃)/Hum.(%RH):	26(℃)/60 %RH
Mode:	Mode 5		
Ant.Polar.:	Vertical		

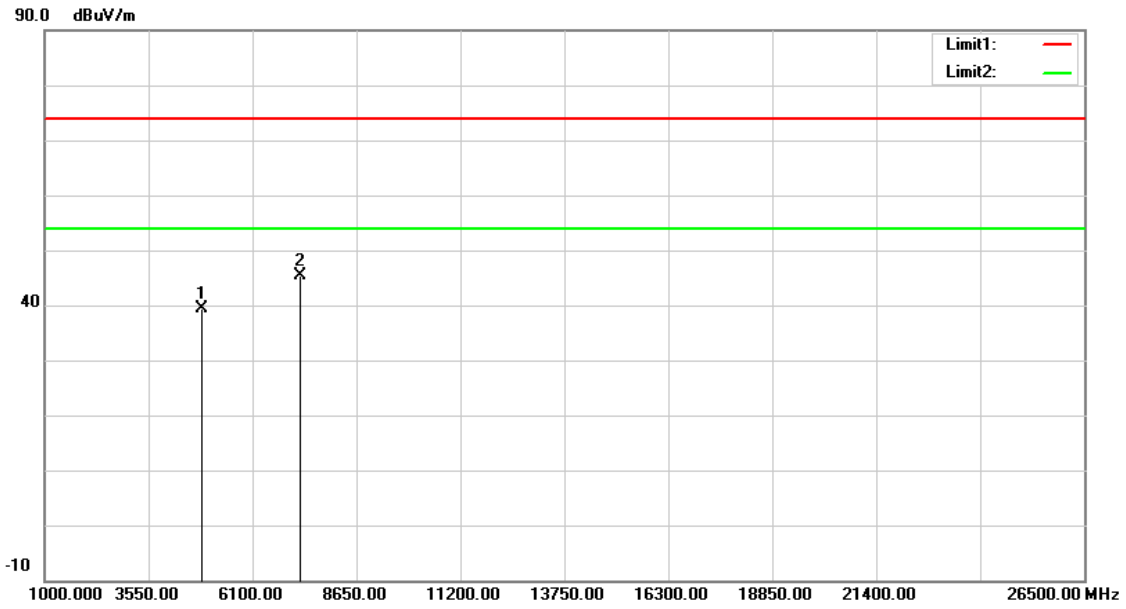

No.	Frequency (MHz)	Reading (dBuV)	Correct Factor (dB/m)	Result (dBuV/m)	Limit (dBuV/m)	Margin (dB)	Remark
1	4844.000	33.23	6.04	39.27	74.00	-34.73	peak
2	7266.000	32.71	12.59	45.30	74.00	-28.70	peak

Note:1.Result (dBuV/m) = Correct Factor (dB/m) + Reading(dBuV).

2.Correction factor (dB/m) = Antenna Factor (dB/m) + Cable loss (dB) – Pre-Amplifier gain (dB).

3. When the peak results are less than average limit, so not need to evaluate the average.

Standard:	FCC Part 15.247	Test Distance:	3 m
Test item:	Harmonic	Power:	AC 120 V/60 Hz
Frequency:	2437 MHz	Temp.(℃)/Hum.(%RH):	26(℃)/60 %RH
Mode:	Mode 5		
Ant.Polar.:	Horizontal		

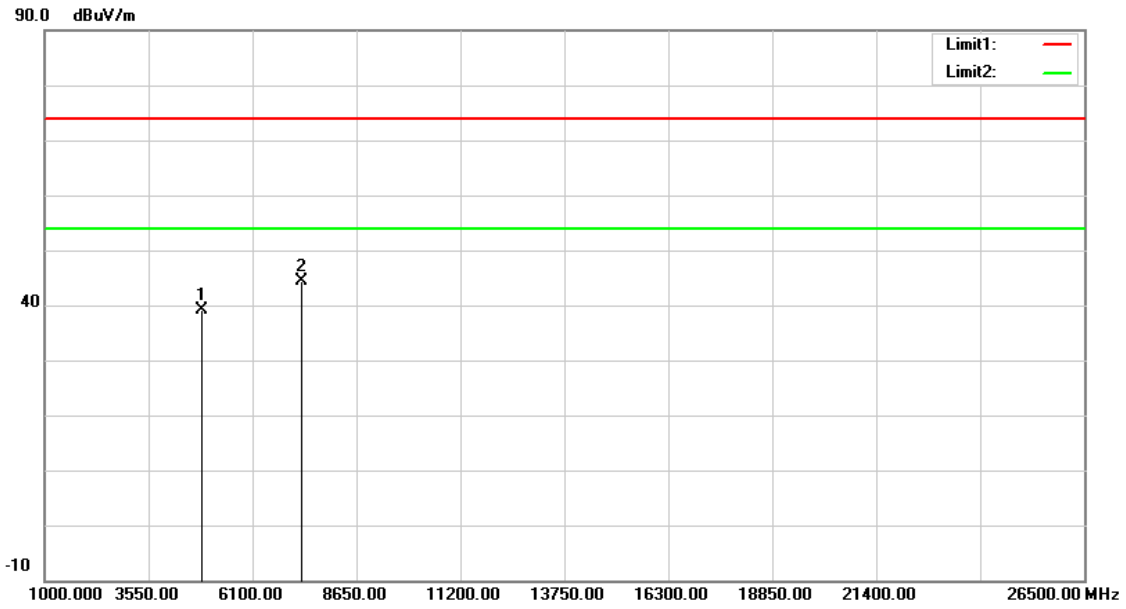

No.	Frequency (MHz)	Reading (dBuV)	Correct Factor (dB/m)	Result (dBuV/m)	Limit (dBuV/m)	Margin (dB)	Remark
1	4874.000	32.95	6.12	39.07	74.00	-34.93	peak
2	7311.000	31.62	12.73	44.35	74.00	-29.65	peak

Note:1.Result (dBuV/m) = Correct Factor (dB/m) + Reading(dBuV).

2.Correction factor (dB/m) = Antenna Factor (dB/m) + Cable loss (dB) – Pre-Amplifier gain (dB).

3. When the peak results are less than average limit, so not need to evaluate the average.

Standard:	FCC Part 15.247	Test Distance:	3 m
Test item:	Harmonic	Power:	AC 120 V/60 Hz
Frequency:	2437 MHz	Temp.(℃)/Hum.(%RH):	26(℃)/60 %RH
Mode:	Mode 5		
Ant.Polar.:	Vertical		

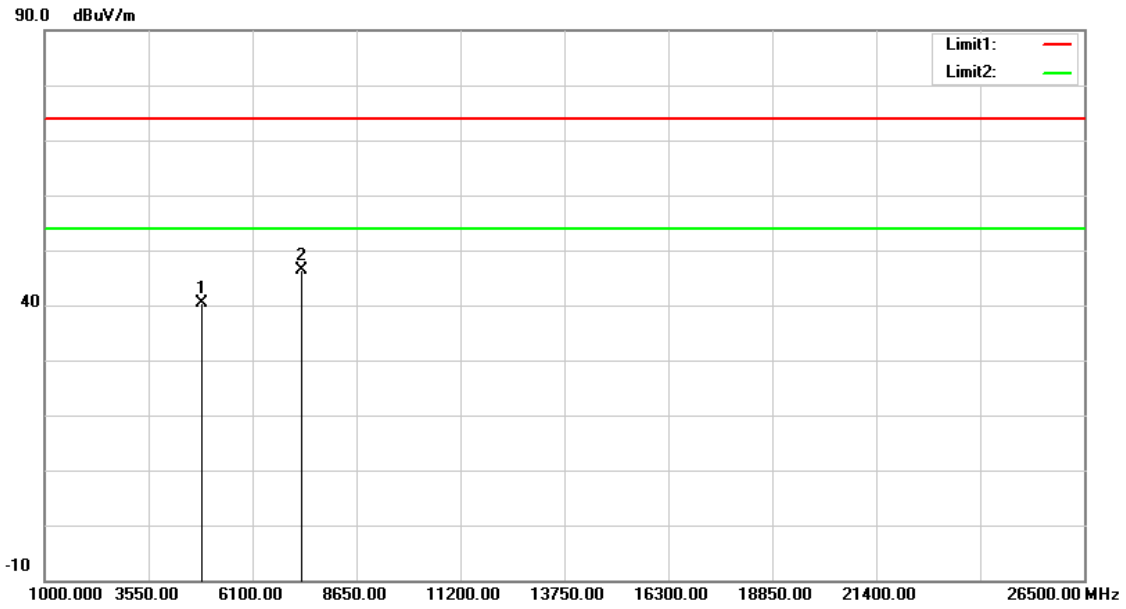

No.	Frequency (MHz)	Reading (dBuV)	Correct Factor (dB/m)	Result (dBuV/m)	Limit (dBuV/m)	Margin (dB)	Remark
1	4874.000	34.35	6.12	40.47	74.00	-33.53	peak
2	7311.000	33.54	12.73	46.27	74.00	-27.73	peak

Note:1.Result (dBuV/m) = Correct Factor (dB/m) + Reading(dBuV).

2.Correction factor (dB/m) = Antenna Factor (dB/m) + Cable loss (dB) – Pre-Amplifier gain (dB).

3. When the peak results are less than average limit, so not need to evaluate the average.

Standard:	FCC Part 15.247	Test Distance:	3 m
Test item:	Harmonic	Power:	AC 120 V/60 Hz
Frequency:	2452 MHz	Temp.(℃)/Hum.(%RH):	26(℃)/60 %RH
Mode:	Mode 5		
Ant.Polar.:	Horizontal		

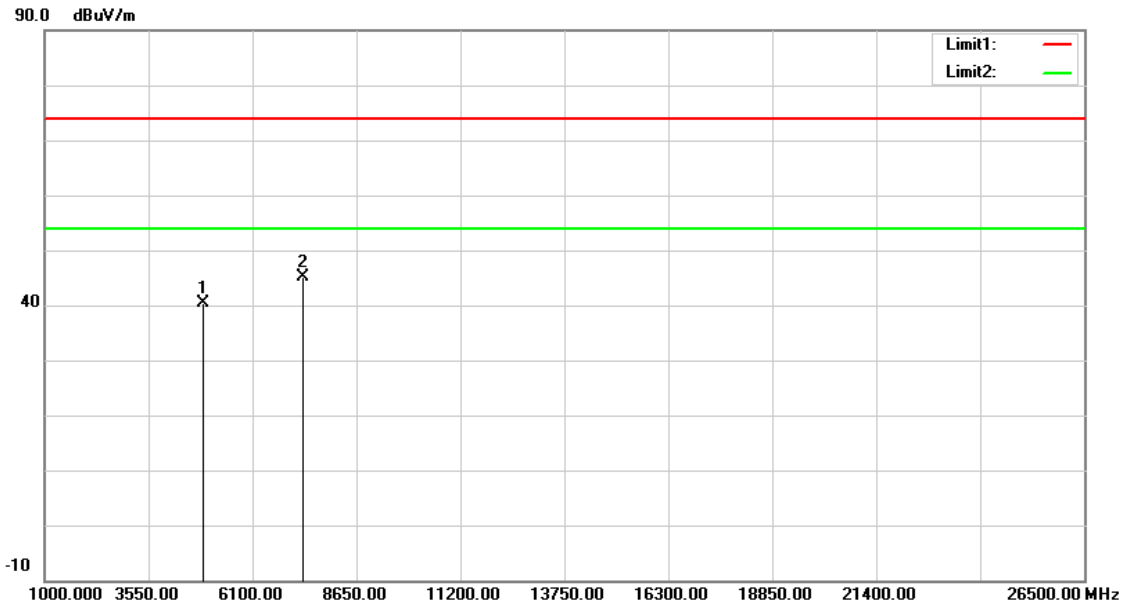

No.	Frequency (MHz)	Reading (dBuV)	Correct Factor (dB/m)	Result (dBuV/m)	Limit (dBuV/m)	Margin (dB)	Remark
1	4904.000	34.15	6.21	40.36	74.00	-33.64	peak
2	7356.000	32.34	12.89	45.23	74.00	-28.77	peak

Note:1.Result (dBuV/m) = Correct Factor (dB/m) + Reading(dBuV).

2.Correction factor (dB/m) = Antenna Factor (dB/m) + Cable loss (dB) – Pre-Amplifier gain (dB).

3. When the peak results are less than average limit, so not need to evaluate the average.

Standard:	FCC Part 15.247	Test Distance:	3 m
Test item:	Harmonic	Power:	AC 120 V/60 Hz
Frequency:	2452 MHz	Temp.(℃)/Hum.(%RH):	26(℃)/60 %RH
Mode:	Mode 5		
Ant.Polar.:	Vertical		

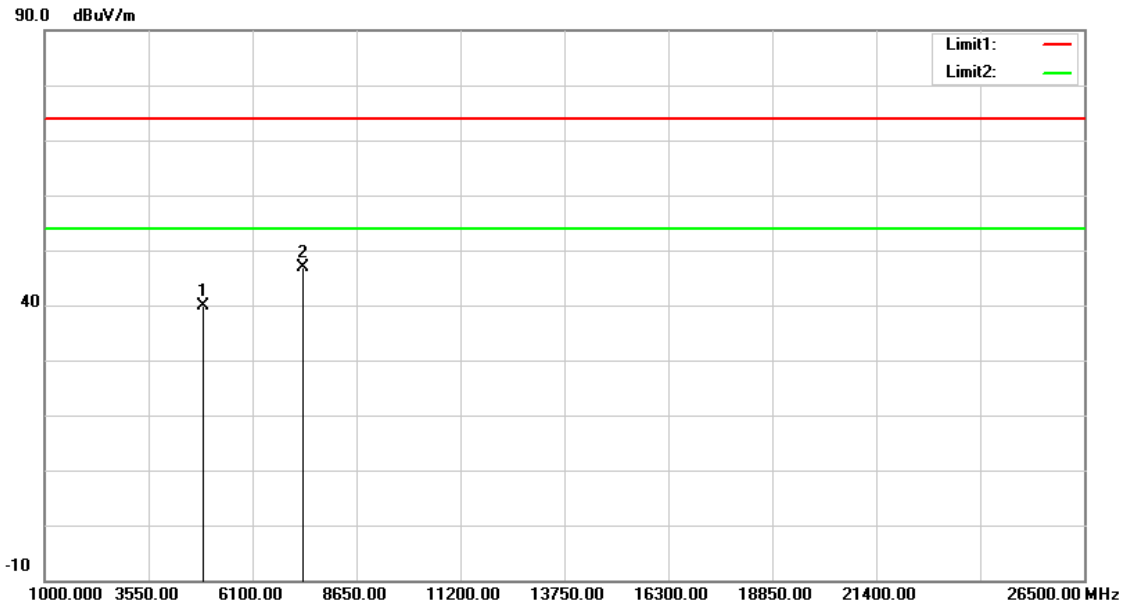

No.	Frequency (MHz)	Reading (dBuV)	Correct Factor (dB/m)	Result (dBuV/m)	Limit (dBuV/m)	Margin (dB)	Remark
1	4904.000	33.69	6.21	39.90	74.00	-34.10	peak
2	7356.000	34.02	12.89	46.91	74.00	-27.09	peak

Note:1.Result (dBuV/m) = Correct Factor (dB/m) + Reading(dBuV).

2.Correction factor (dB/m) = Antenna Factor (dB/m) + Cable loss (dB) – Pre-Amplifier gain (dB).

3. When the peak results are less than average limit, so not need to evaluate the average.

Standard:	FCC Part 15.247	Test Distance:	3 m
Test item:	Harmonic	Power:	AC 120 V/60 Hz
Mode:	Simultaneous Transmitting (WLAN 2.4 + 5 GHz)	Temp.(℃)/Hum.(%RH):	26(℃)/60 %RH
Ant.Polar.:	Horizontal		

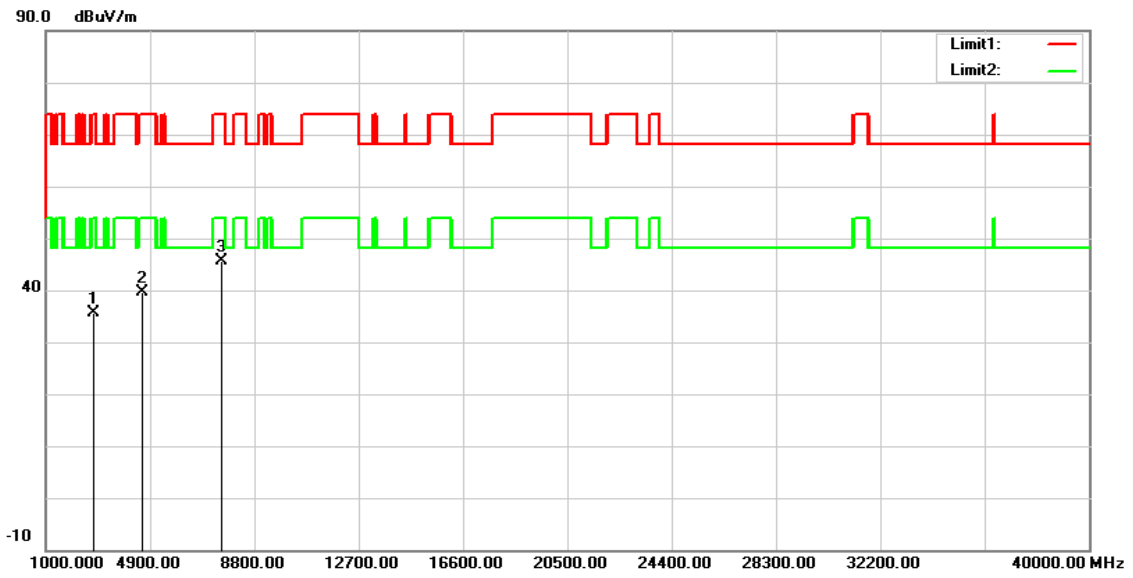

No.	Frequency (MHz)	Reading (dBuV)	Correct Factor (dB/m)	Result (dBuV/m)	Limit (dBuV/m)	Margin (dB)	Remark
1	2785.000	35.07	0.52	35.59	74.00	-38.41	peak
2	4638.000	34.32	5.40	39.72	74.00	-34.28	peak
3	7562.000	32.21	13.51	45.72	74.00	-28.28	peak

Note:1.Result (dBuV/m) = Correct Factor (dB/m) + Reading(dBuV).

2.Correction factor (dB/m) = Antenna Factor (dB/m) + Cable loss (dB) – Pre-Amplifier gain (dB).

3.When the peak results are less than average limit, so not need to evaluate the average.

Standard:	FCC Part 15.247	Test Distance:	3 m
Test item:	Harmonic	Power:	AC 120 V/60 Hz
Mode:	Simultaneous Transmitting (WLAN 2.4 + 5 GHz)	Temp.(℃)/Hum.(%RH):	26(℃)/60 %RH
Ant.Polar.:	Vertical		

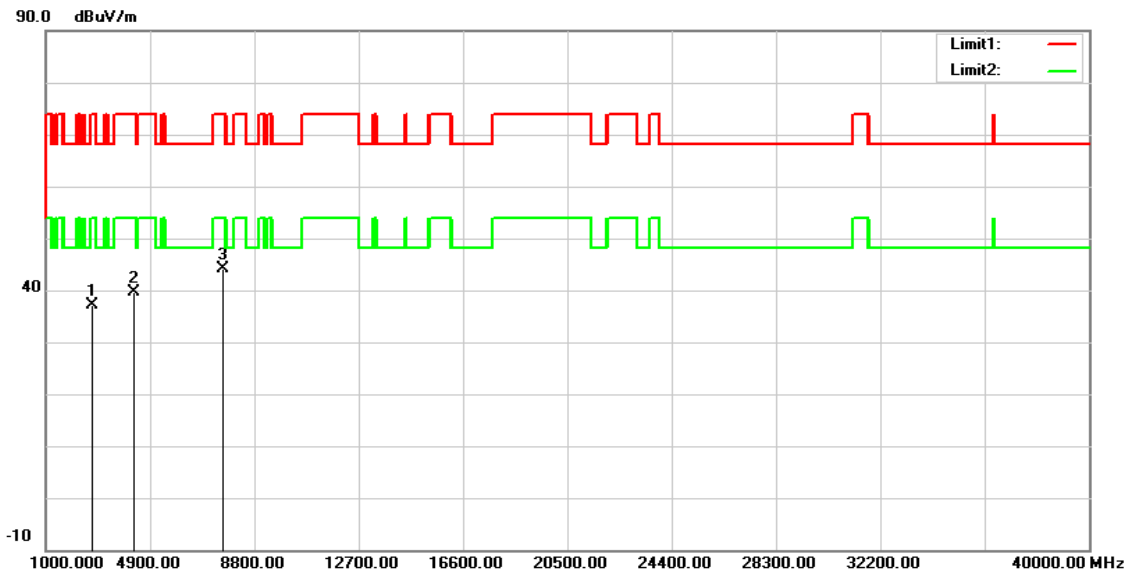

No.	Frequency (MHz)	Reading (dBuV)	Correct Factor (dB/m)	Result (dBuV/m)	Limit (dBuV/m)	Margin (dB)	Remark
1	2751.000	36.71	0.42	37.13	74.00	-36.87	peak
2	4247.000	35.02	4.50	39.52	74.00	-34.48	peak
3	7613.000	30.50	13.62	44.12	74.00	-29.88	peak

Note:1.Result (dBuV/m) = Correct Factor (dB/m) + Reading(dBuV).

2.Correction factor (dB/m) = Antenna Factor (dB/m) + Cable loss (dB) – Pre-Amplifier gain (dB).

3.When the peak results are less than average limit, so not need to evaluate the average.

Band Edge

Standard:	FCC Part 15.247	Test Distance:	3 m
Test item:	Band edge	Power:	AC 120 V/60 Hz
Frequency:	2412 MHz	Temp.(℃)/Hum.(%RH):	26(℃)/60 %RH
Mode:	Mode 2		
Ant.Polar.:	Horizontal		

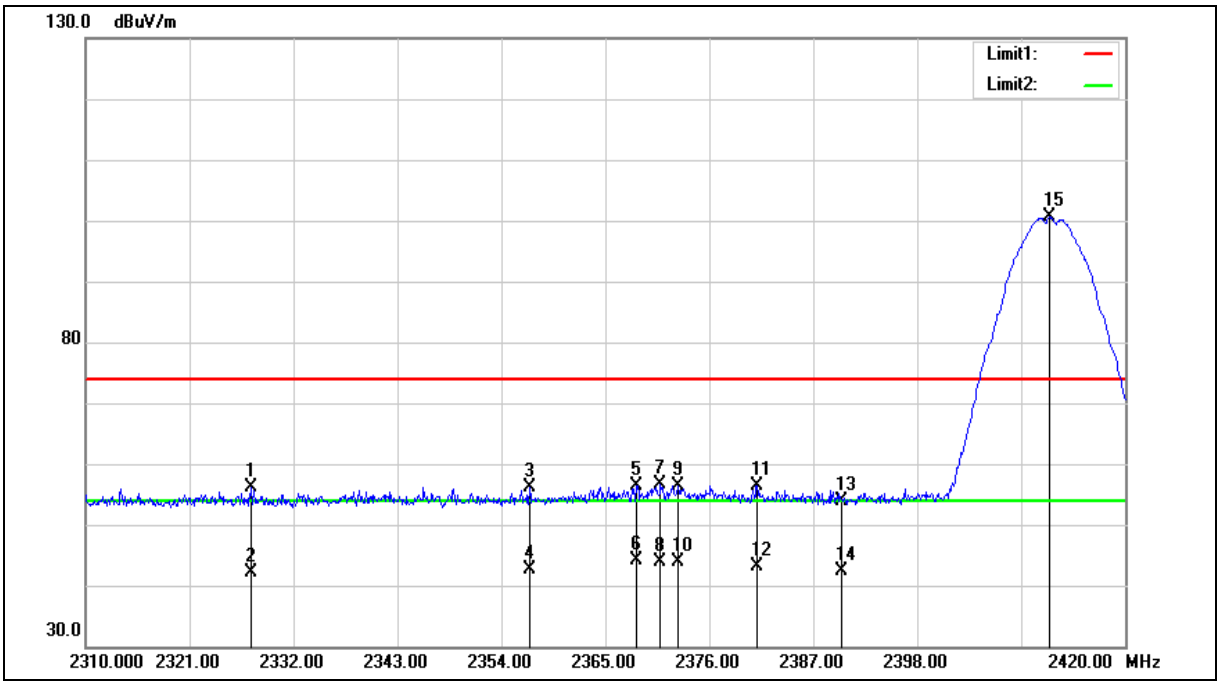

Standard:	FCC Part 15.247	Test Distance:	3 m
Test item:	Band edge	Power:	AC 120 V/60 Hz
Frequency:	2412 MHz	Temp.(℃)/Hum.(%RH):	26(℃)/60 %RH
Mode:	Mode 2		
Ant.Polar.:	Horizontal		

No.	Frequency (MHz)	Reading (dBuV)	Correct Factor (dB/m)	Result (dBuV/m)	Limit (dBuV/m)	Margin (dB)	Remark
1	2327.490	57.33	-1.19	56.14	74.00	-17.86	peak
2	2327.490	43.34	-1.19	42.15	54.00	-11.85	AVG
3	2356.970	57.17	-1.04	56.13	74.00	-17.87	peak
4	2356.970	43.70	-1.04	42.66	54.00	-11.34	AVG
5	2368.300	57.46	-0.99	56.47	74.00	-17.53	peak
6	2368.300	45.01	-0.99	44.02	54.00	-9.98	AVG
7	2370.830	57.54	-0.97	56.57	74.00	-17.43	peak
8	2370.830	44.84	-0.97	43.87	54.00	-10.13	AVG
9	2372.700	57.26	-0.96	56.30	74.00	-17.70	peak
10	2372.700	44.94	-0.96	43.98	54.00	-10.02	AVG
11	2381.060	57.23	-0.91	56.32	74.00	-17.68	peak
12	2381.060	43.94	-0.91	43.03	54.00	-10.97	AVG
13	2390.000	54.71	-0.87	53.84	74.00	-20.16	peak
14	2390.000	43.22	-0.87	42.35	54.00	-11.65	AVG
15	2411.970	101.30	-0.76	100.54	--	--	peak

Note:1.Result (dBuV/m) = Correct Factor (dB/m) + Reading(dBuV).

2.Correction factor (dB/m) = Antenna Factor (dB/m) + Cable loss (dB) – Pre-Amplifier gain (dB).

3. When the peak results are less than average limit, so not need to evaluate the average.

Standard:	FCC Part 15.247	Test Distance:	3 m
Test item:	Band edge	Power:	AC 120 V/60 Hz
Frequency:	2412 MHz	Temp.(℃)/Hum.(%RH):	26(℃)/60 %RH
Mode:	Mode 2		
Ant.Polar.:	Vertical		

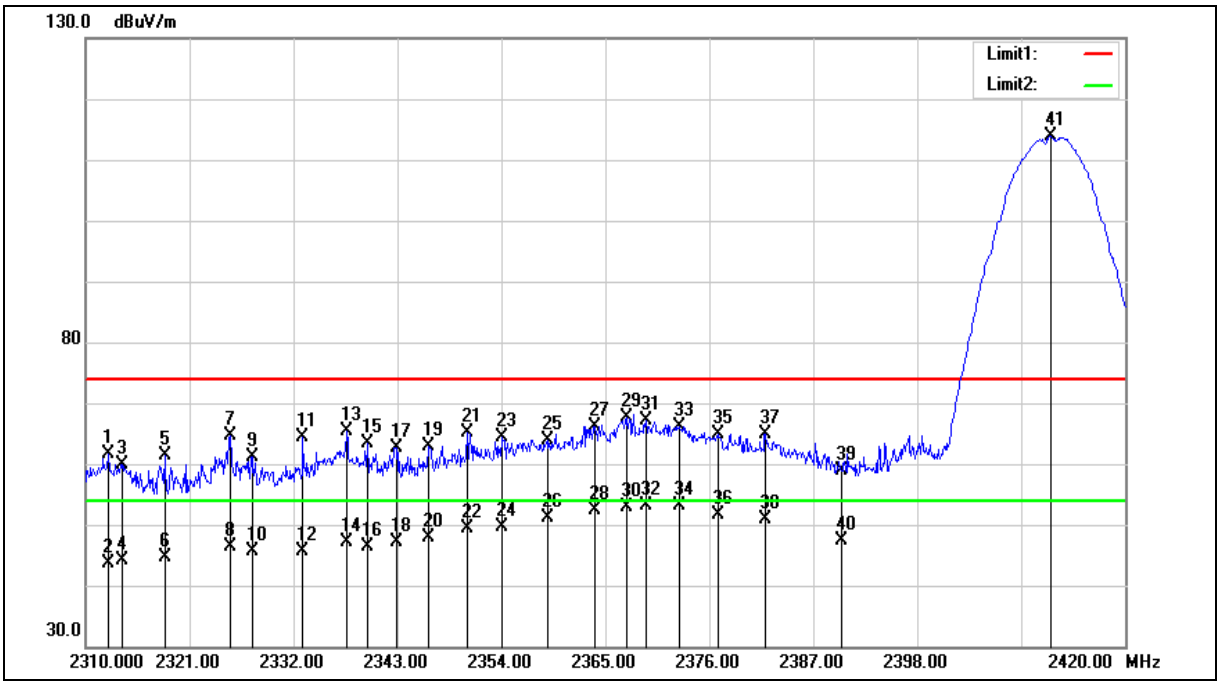

Standard:	FCC Part 15.247	Test Distance:	3 m
Test item:	Band edge	Power:	AC 120 V/60 Hz
Frequency:	2412 MHz	Temp.(℃)/Hum.(%RH):	26(℃)/60 %RH
Mode:	Mode 2		
Ant.Polar.:	Vertical		

No.	Frequency (MHz)	Reading (dBuV)	Correct Factor (dB/m)	Result (dBuV/m)	Limit (dBuV/m)	Margin (dB)	Remark
1	2312.420	62.80	-1.26	61.54	74.00	-12.46	peak
2	2312.420	44.96	-1.26	43.70	54.00	-10.30	AVG
3	2313.850	61.20	-1.25	59.95	74.00	-14.05	peak
4	2313.850	45.38	-1.25	44.13	54.00	-9.87	AVG
5	2318.360	62.61	-1.23	61.38	74.00	-12.62	peak
6	2318.360	45.74	-1.23	44.51	54.00	-9.49	AVG
7	2325.290	65.90	-1.19	64.71	74.00	-9.29	peak
8	2325.290	47.59	-1.19	46.40	54.00	-7.60	AVG
9	2327.600	62.31	-1.19	61.12	74.00	-12.88	peak
10	2327.600	46.84	-1.19	45.65	54.00	-8.35	AVG
11	2332.990	65.52	-1.16	64.36	74.00	-9.64	peak
12	2332.990	46.86	-1.16	45.70	54.00	-8.30	AVG
13	2337.610	66.42	-1.13	65.29	74.00	-8.71	peak
14	2337.610	48.20	-1.13	47.07	54.00	-6.93	AVG
15	2339.810	64.41	-1.12	63.29	74.00	-10.71	peak
16	2339.810	47.61	-1.12	46.49	54.00	-7.51	AVG
17	2342.890	63.77	-1.10	62.67	74.00	-11.33	peak
18	2342.890	48.19	-1.10	47.09	54.00	-6.91	AVG
19	2346.300	63.91	-1.08	62.83	74.00	-11.17	peak
20	2346.300	48.86	-1.08	47.78	54.00	-6.22	AVG
21	2350.370	66.12	-1.07	65.05	74.00	-8.95	peak
22	2350.370	50.35	-1.07	49.28	54.00	-4.72	AVG
23	2354.110	65.44	-1.05	64.39	74.00	-9.61	peak

Note:1.Result (dBuV/m) = Correct Factor (dB/m) + Reading(dBuV).

2.Correction factor (dB/m) = Antenna Factor (dB/m) + Cable loss (dB) – Pre-Amplifier gain (dB).

3. When the peak results are less than average limit, so not need to evaluate the average.

Standard:	FCC Part 15.247	Test Distance:	3 m
Test item:	Band edge	Power:	AC 120 V/60 Hz
Frequency:	2412 MHz	Temp.(℃)/Hum.(%RH):	26(℃)/60 %RH
Mode:	Mode 2		
Ant.Polar.:	Vertical		

No.	Frequency (MHz)	Reading (dBuV)	Correct Factor (dB/m)	Result (dBuV/m)	Limit (dBuV/m)	Margin (dB)	Remark
24	2354.110	50.67	-1.05	49.62	54.00	-4.38	AVG
25	2358.840	65.01	-1.03	63.98	74.00	-10.02	peak
26	2358.840	52.18	-1.03	51.15	54.00	-2.85	AVG
27	2363.900	67.07	-1.00	66.07	74.00	-7.93	peak
28	2363.900	53.42	-1.00	52.42	54.00	-1.58	AVG
29	2367.200	68.57	-0.99	67.58	74.00	-6.42	peak
30	2367.200	53.90	-0.99	52.91	54.00	-1.09	AVG
31	2369.290	68.20	-0.97	67.23	74.00	-6.77	peak
32	2369.290	54.11	-0.97	53.14	54.00	-0.86	AVG
33	2372.810	67.06	-0.96	66.10	74.00	-7.90	peak
34	2372.810	54.05	-0.96	53.09	54.00	-0.91	AVG
35	2376.990	65.81	-0.94	64.87	74.00	-9.13	peak
36	2376.990	52.65	-0.94	51.71	54.00	-2.29	AVG
37	2381.940	65.71	-0.91	64.80	74.00	-9.20	peak
38	2381.940	51.82	-0.91	50.91	54.00	-3.09	AVG
39	2390.000	59.66	-0.87	58.79	74.00	-15.21	peak
40	2390.000	48.28	-0.87	47.41	54.00	-6.59	AVG
41	2412.080	114.75	-0.76	113.99	--	--	peak

Note:1.Result (dBuV/m) = Correct Factor (dB/m) + Reading(dBuV).

2.Correction factor (dB/m) = Antenna Factor (dB/m) + Cable loss (dB) – Pre-Amplifier gain (dB).

3. When the peak results are less than average limit, so not need to evaluate the average.
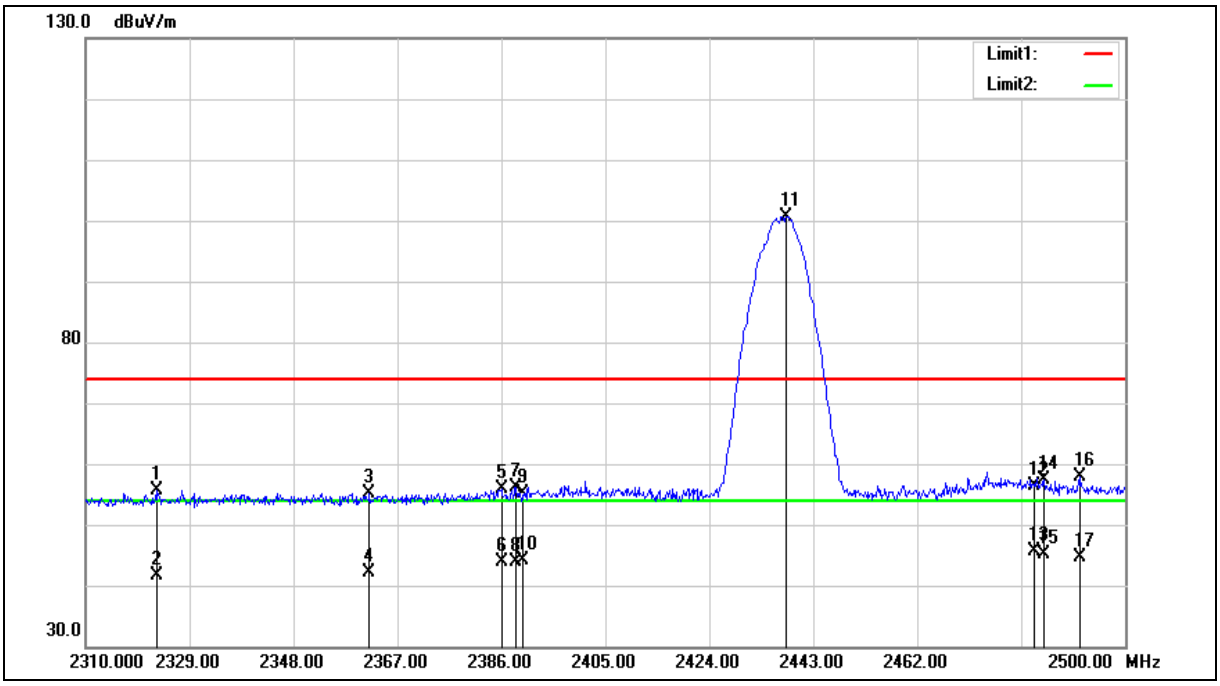
Standard:	FCC Part 15.247	Test Distance:	3 m
Test item:	Band edge	Power:	AC 120 V/60 Hz
Frequency:	2437 MHz	Temp.(℃)/Hum.(%RH):	26(℃)/60 %RH
Mode:	Mode 2		
Ant.Polar.:	Horizontal