Appendix 2. SAR Distribution Scans

This appendix contains SAR distribution scans.

Scan Reference Number	Title
SCN/71978/001	Rear of EUT Facing Phantom Open with PHF CH660
SCN/71978/002	Display of EUT Facing Phantom Open with PHF CH660
SCN/71978/003	Rear of EUT Facing Phantom Closed with PHF CH660
SCN/71978/004	Display of EUT Facing Phantom Closed with PHF CH660
SCN/71978/005	Rear of EUT Facing Phantom Closed with PHF CH512
SCN/71978/006	Rear of EUT Facing Phantom Closed with PHF CH810
SCN/71978/007	Touch Left CH660
SCN/71978/008	Tilt Left CH660
SCN/71978/009	Touch Right CH660
SCN/71978/010	Tilt Right CH660
SCN/71978/011	Touch Left CH512
SCN/71978/012	Touch Left CH810
SCN/71978/013	Rear of EUT Facing Phantom Closed with PHF CH512 GSM
SCN/71978/014	Validation 001
SCN/71978/015	Validation 002

Date: 27/06/2006

71978_JD04_001

Test Laboratory: RFI GLOBAL SERVICES LTD.

71978_JD04_001_Rear_of_EUT_Facing_Phantom_Open_with_PHF_CH660

DUT: Panasonic; Type: VS70 (Sample C7); IMEI: 004401030022566

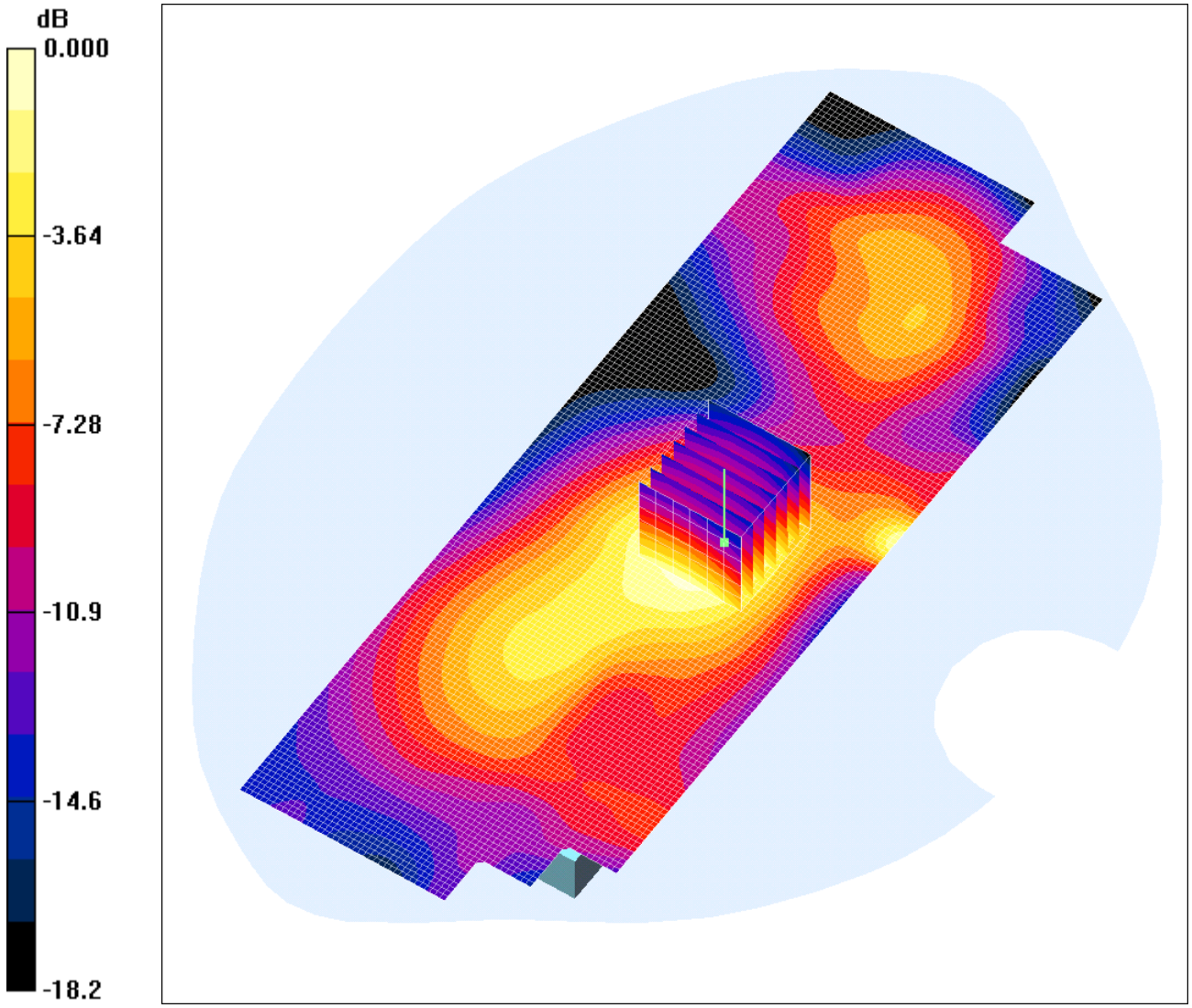

0 dB = 0.237mW/g

Communication System: GPRS 1900; Frequency: 1879.8 MHz;Duty Cycle: 1:4
Medium: 1900 MHz MSL Medium parameters used (interpolated): f = 1879.8 MHz; σ = 1.57 mho/m; ε_r = 51.1; ρ = 1000 kg/m^3
Phantom section: Flat Section

DASY4 Configuration:
- Probe: ET3DV6 - SN1528; ConvF(4.49, 4.49, 4.49); Calibrated: 13/07/2005
- Sensor-Surface: 4mm (Mechanical Surface Detection)
- Electronics: DAE3 Sn394; Calibrated: 19/05/2006
- Phantom: SAM 12a; Type: SAM 4.0; Serial: TP:1193
- Measurement SW: DASY4, V4.6 Build 23; Postprocessing SW: SEMCAD, V1.8 Build 171

Rear of EUT Facing Phantom Open with PHF - Middle/Area Scan (61x171x1): Measurement grid: dx=15mm, dy=15mm

Maximum value of SAR (interpolated) = 0.254 mW/g

Rear of EUT Facing Phantom Open with PHF - Middle/Zoom Scan (7x7x7) (7x7x7)/Cube 0: Measurement grid: dx=5mm, dy=5mm, dz=5mm
Reference Value = 11.3 V/m; Power Drift = -0.061 dB
Peak SAR (extrapolated) = 0.371 W/kg
SAR(1 g) = 0.217 mW/g; SAR(10 g) = 0.126 mW/g

Maximum value of SAR (measured) = 0.237 mW/g

Date: 27/06/2006

71978_JD04_002

Test Laboratory: RFI GLOBAL SERVICES LTD.

71978_JD04_002_Display_of_EUT_Facing_Phantom_Open_with_PHF_CH660

DUT: Panasonic; Type: VS70 (Sample C7); IMEI: 004401030022566

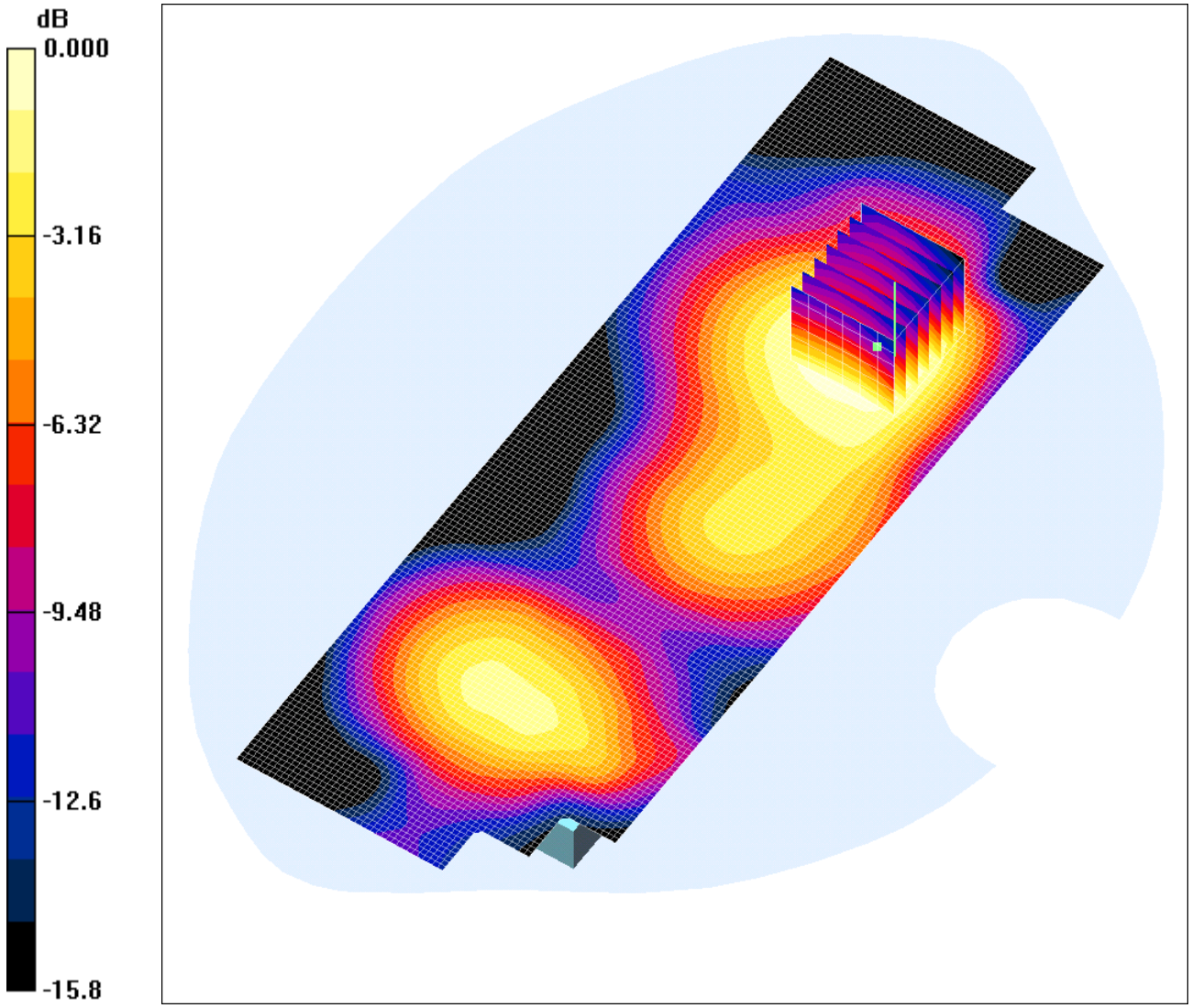

0 dB = 0.211mW/g

Communication System: GPRS 1900; Frequency: 1879.8 MHz;Duty Cycle: 1:4
Medium: 1900 MHz MSL Medium parameters used (interpolated): f = 1879.8 MHz; σ = 1.57 mho/m; ε_r = 51.1; ρ = 1000 kg/m^3
Phantom section: Flat Section

DASY4 Configuration:
- Probe: ET3DV6 - SN1528; ConvF(4.49, 4.49, 4.49); Calibrated: 13/07/2005
- Sensor-Surface: 4mm (Mechanical Surface Detection)
- Electronics: DAE3 Sn394; Calibrated: 19/05/2006
- Phantom: SAM 12a; Type: SAM 4.0; Serial: TP:1193
- Measurement SW: DASY4, V4.6 Build 23; Postprocessing SW: SEMCAD, V1.8 Build 171

Display of EUT Facing Phantom Open with PHF - Middle 2/Area Scan (61x171x1):
Measurement grid: dx=15mm, dy=15mm

Maximum value of SAR (interpolated) = 0.220 mW/g

Display of EUT Facing Phantom Open with PHF - Middle 2/Zoom Scan (7x7x7) (7x7x7)/Cube 0: Measurement grid: dx=5mm, dy=5mm, dz=5mm
Reference Value = 7.35 V/m; Power Drift = -0.062 dB
Peak SAR (extrapolated) = 0.289 W/kg
SAR(1 g) = 0.197 mW/g; SAR(10 g) = 0.128 mW/g

Maximum value of SAR (measured) = 0.211 mW/g

Date: 27/06/2006

71978_JD04_003

Test Laboratory: RFI GLOBAL SERVICES LTD.

71978_JD04_003_Rear_of_EUT_Facing_Phantom_Closed_with_PHF_CH660

DUT: Panasonic; Type: VS70 (Sample C7); IMEI: 004401030022566

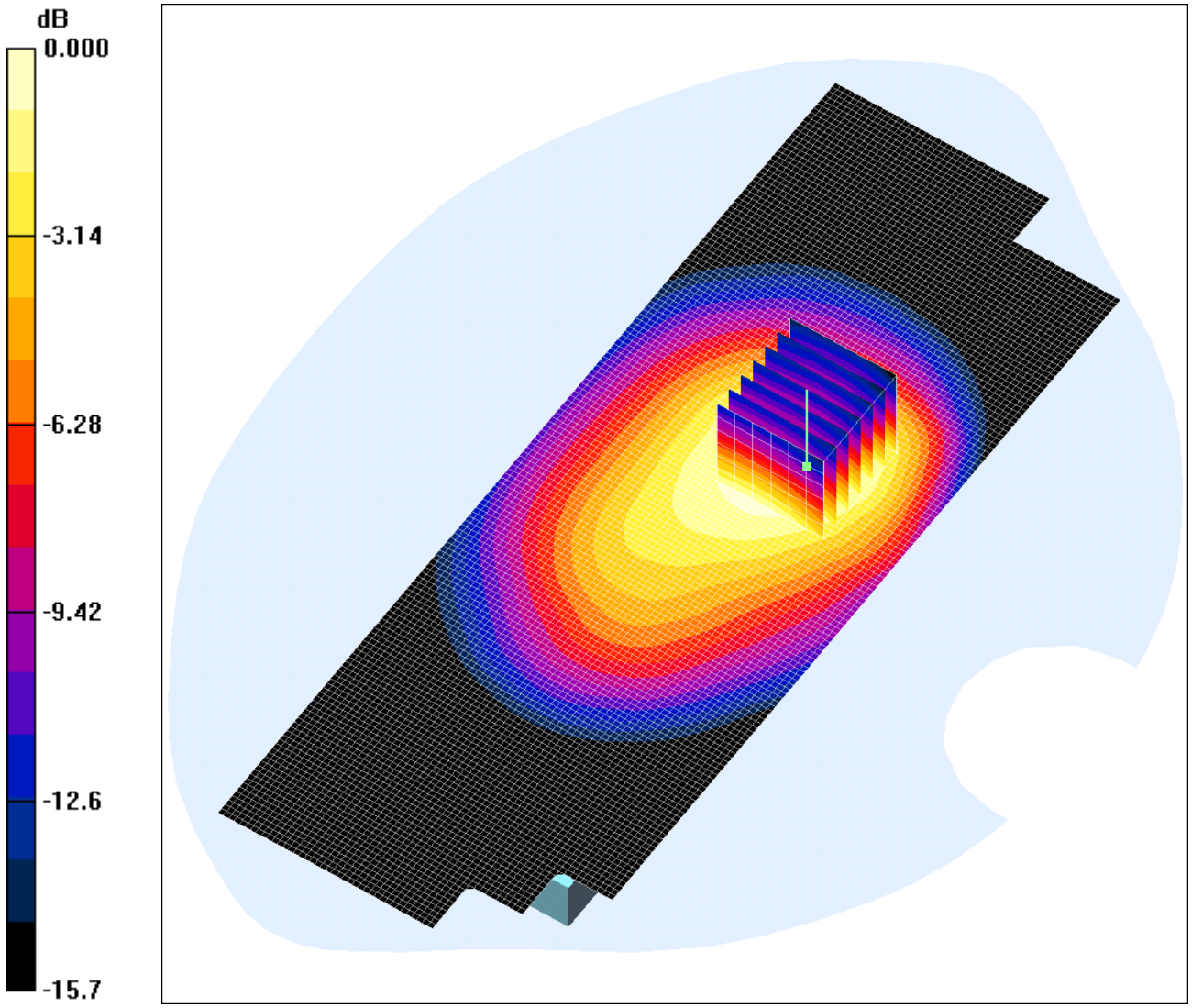

0 dB = 0.319mW/g

Communication System: GPRS 1900; Frequency: 1879.8 MHz;Duty Cycle: 1:4
Medium: 1900 MHz MSL Medium parameters used (interpolated): f = 1879.8 MHz; σ = 1.57 mho/m; ε_r = 51.1; ρ = 1000 kg/m^3
Phantom section: Flat Section

DASY4 Configuration:
- Probe: ET3DV6 - SN1528; ConvF(4.49, 4.49, 4.49); Calibrated: 13/07/2005
- Sensor-Surface: 4mm (Mechanical Surface Detection)
- Electronics: DAE3 Sn394; Calibrated: 19/05/2006
- Phantom: SAM 12a; Type: SAM 4.0; Serial: TP:1193
- Measurement SW: DASY4, V4.6 Build 23; Postprocessing SW: SEMCAD, V1.8 Build 171

Rear of EUT Facing Phantom Closed with PHF - Middle/Area Scan (61x171x1):
Measurement grid: dx=15mm, dy=15mm

Maximum value of SAR (interpolated) = 0.333 mW/g

Rear of EUT Facing Phantom Closed with PHF - Middle/Zoom Scan (7x7x7) (7x7x7)/Cube 0: Measurement grid: dx=5mm, dy=5mm, dz=5mm
Reference Value = 12.1 V/m; Power Drift = -0.149 dB
Peak SAR (extrapolated) = 0.506 W/kg
SAR(1 g) = 0.298 mW/g; SAR(10 g) = 0.183 mW/g

Maximum value of SAR (measured) = 0.319 mW/g

Date: 27/06/2006

71978_JD04_004

Test Laboratory: RFI GLOBAL SERVICES LTD.

71978_JD04_004_Display_of_EUT_Facing_Phantom_Closed_with_PHF_CH660

DUT: Panasonic; Type: VS70 (Sample C7); IMEI: 004401030022566

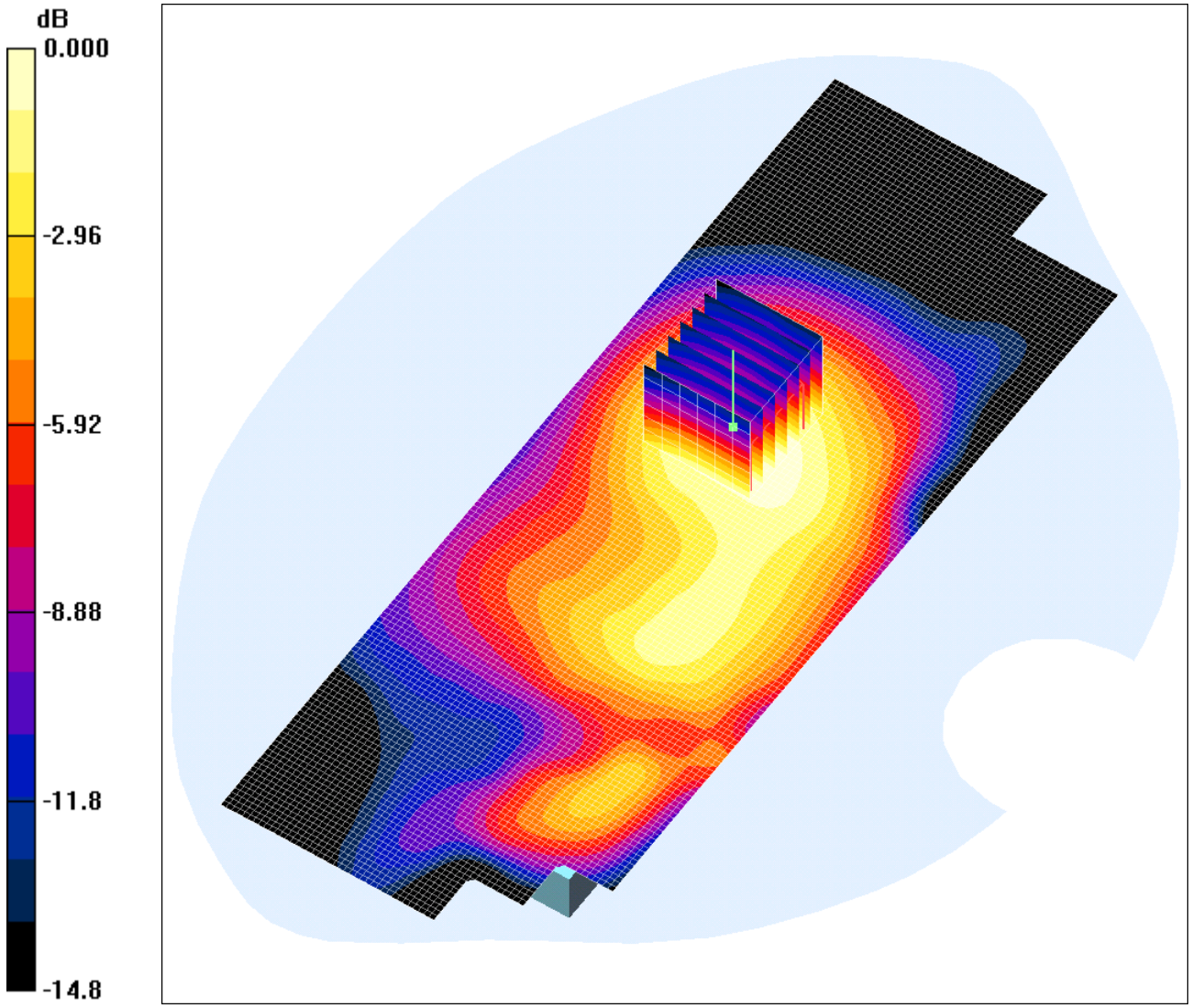

0 dB = 0.161mW/g

Communication System: GPRS 1900; Frequency: 1879.8 MHz;Duty Cycle: 1:4
Medium: 1900 MHz MSL Medium parameters used (interpolated): f = 1879.8 MHz; σ = 1.57 mho/m; ε_r = 51.1; ρ = 1000 kg/m^3
Phantom section: Flat Section

DASY4 Configuration:
- Probe: ET3DV6 - SN1528; ConvF(4.49, 4.49, 4.49); Calibrated: 13/07/2005
- Sensor-Surface: 4mm (Mechanical Surface Detection)
- Electronics: DAE3 Sn394; Calibrated: 19/05/2006
- Phantom: SAM 12a; Type: SAM 4.0; Serial: TP:1193
- Measurement SW: DASY4, V4.6 Build 23; Postprocessing SW: SEMCAD, V1.8 Build 171

Display of EUT Facing Phantom Closed with PHF - Middle/Area Scan (61x171x1):

Measurement grid: dx=15mm, dy=15mm

Maximum value of SAR (interpolated) = 0.164 mW/g

Display of EUT Facing Phantom Closed with PHF - Middle/Zoom Scan (7x7x7)

(7x7x7)/Cube 0: Measurement grid: dx=5mm, dy=5mm, dz=5mm
Reference Value = 8.26 V/m; Power Drift = -0.110 dB
Peak SAR (extrapolated) = 0.227 W/kg
SAR(1 g) = 0.149 mW/g; SAR(10 g) = 0.094 mW/g

Maximum value of SAR (measured) = 0.161 mW/g

Date: 05/07/2006

71978_JD04_005

Test Laboratory: RFI GLOBAL SERVICES LTD.

71978_JD04_005_Rear_of_EUT_Facing_Phantom_Closed_with_PHF_CH512

DUT: Panasonic; Type: VS70 (Sample C7); IMEI: 004401030022566

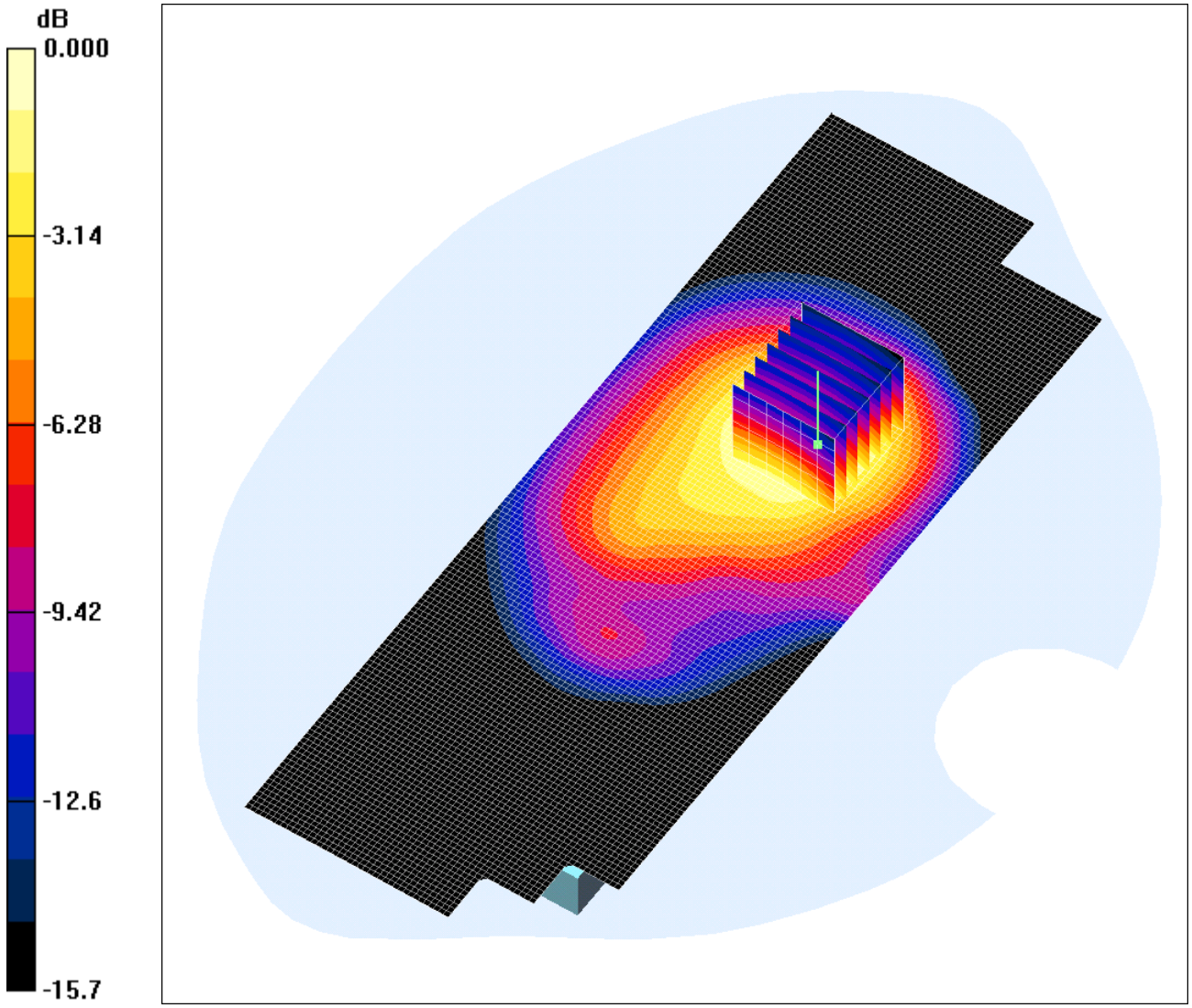

0 dB = 0.487mW/g

Communication System: GPRS 1900; Frequency: 1850.2 MHz;Duty Cycle: 1:4
Medium: 1900 MHz MSL Medium parameters used (interpolated): f = 1850.2 MHz; σ = 1.54 mho/m; ε_r = 51.2; ρ = 1000 kg/m^3
Phantom section: Flat Section

DASY4 Configuration:
- Probe: ET3DV6 - SN1529; ConvF(4.29, 4.29, 4.29); Calibrated: 02/09/2005
- Sensor-Surface: 4mm (Mechanical Surface Detection)
- Electronics: DAE3 Sn394; Calibrated: 19/05/2006
- Phantom: SAM 12a; Type: SAM 4.0; Serial: TP:1193
- Measurement SW: DASY4, V4.7 Build 44; Postprocessing SW: SEMCAD, V1.8 Build 171

Rear of EUT Facing Phantom Closed with PHF - Low/Area Scan (61x171x1): Measurement grid: dx=15mm, dy=15mm

Maximum value of SAR (interpolated) = 0.512 mW/g

Rear of EUT Facing Phantom Closed with PHF - Low/Zoom Scan (7x7x7) (7x7x7)/Cube 0:
Measurement grid: dx=5mm, dy=5mm, dz=5mm
Reference Value = 11.7 V/m; Power Drift = -0.039 dB
Peak SAR (extrapolated) = 0.725 W/kg
SAR(1 g) = 0.445 mW/g; SAR(10 g) = 0.268 mW/g

Maximum value of SAR (measured) = 0.487 mW/g

Date: 05/07/2006

71978_JD04_006

Test Laboratory: RFI GLOBAL SERVICES LTD.

71978_JD04_006_Rear_of_EUT_Facing_Phantom_Closed_with_PHF_CH810

DUT: Panasonic; Type: VS70 (Sample C7); IMEI: 004401030022566

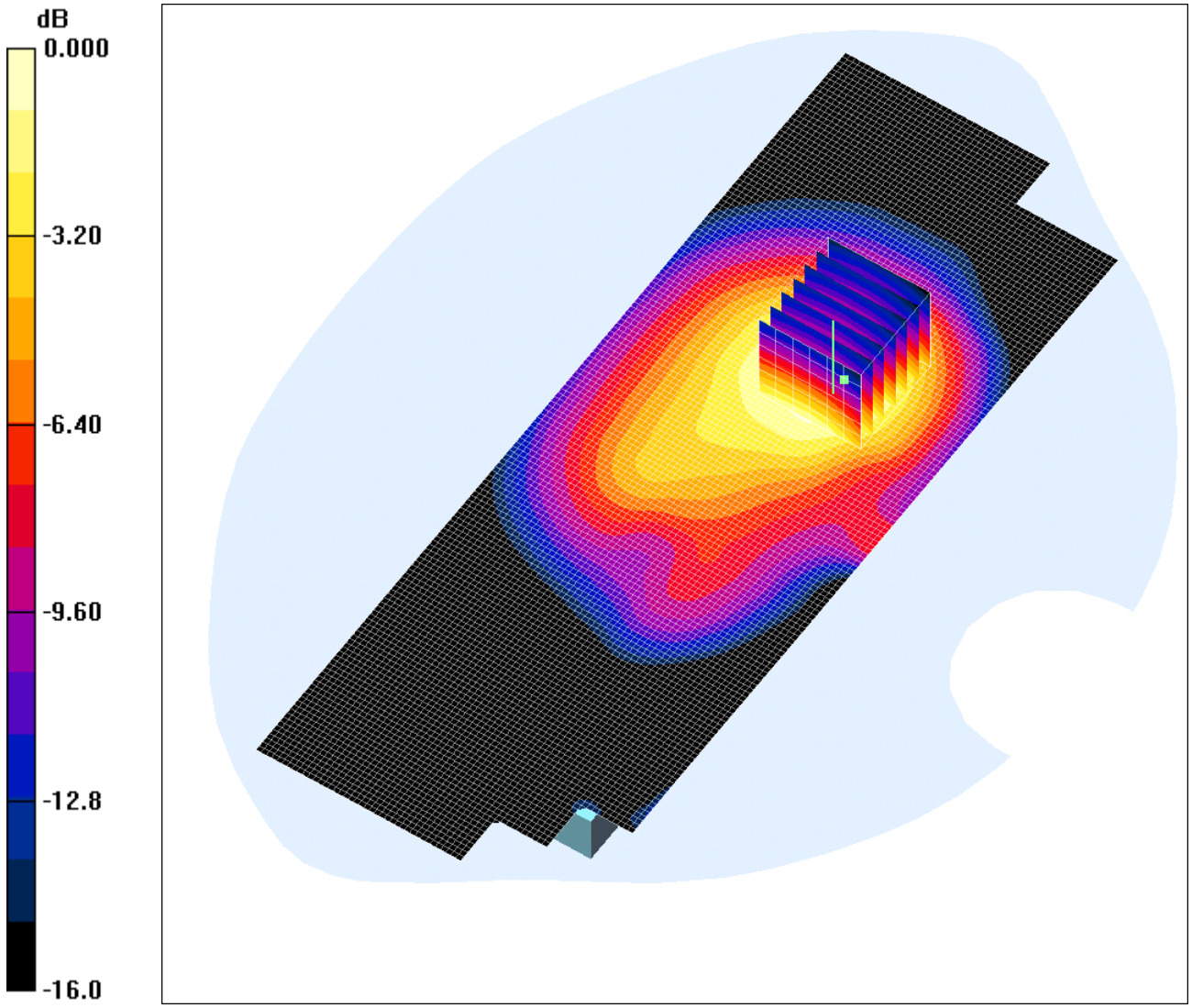

0 dB = 0.345mW/g

Communication System: GPRS 1900; Frequency: 1909.8 MHz;Duty Cycle: 1:4
Medium: 1900 MHz MSL Medium parameters used (interpolated): f = 1909.8 MHz; σ = 1.61 mho/m; ε_r = 50.9; ρ = 1000 kg/m^3
Phantom section: Flat Section

DASY4 Configuration:
- Probe: ET3DV6 - SN1529; ConvF(4.29, 4.29, 4.29); Calibrated: 02/09/2005
- Sensor-Surface: 4mm (Mechanical Surface Detection)
- Electronics: DAE3 Sn394; Calibrated: 19/05/2006
- Phantom: SAM 12a; Type: SAM 4.0; Serial: TP:1193
- Measurement SW: DASY4, V4.7 Build 44; Postprocessing SW: SEMCAD, V1.8 Build 171

Rear of EUT Facing Phantom Closed with PHF - High/Area Scan (61x171x1): Measurement grid: dx=15mm, dy=15mm

Maximum value of SAR (interpolated) = 0.370 mW/g

Rear of EUT Facing Phantom Closed with PHF - High/Zoom Scan (7x7x7) (7x7x7)/Cube 0: Measurement grid: dx=5mm, dy=5mm, dz=5mm
Reference Value = 9.77 V/m; Power Drift = -0.044 dB
Peak SAR (extrapolated) = 0.548 W/kg
SAR(1 g) = 0.320 mW/g; SAR(10 g) = 0.191 mW/g

Maximum value of SAR (measured) = 0.345 mW/g

Date: 05/07/2006

71978_JD04_007

Test Laboratory: RFI GLOBAL SERVICES LTD.

71978_JD04_007_Touch_Left_CH660

DUT: Panasonic; Type: VS70 (Sample C7); IMEI: 004401030022566

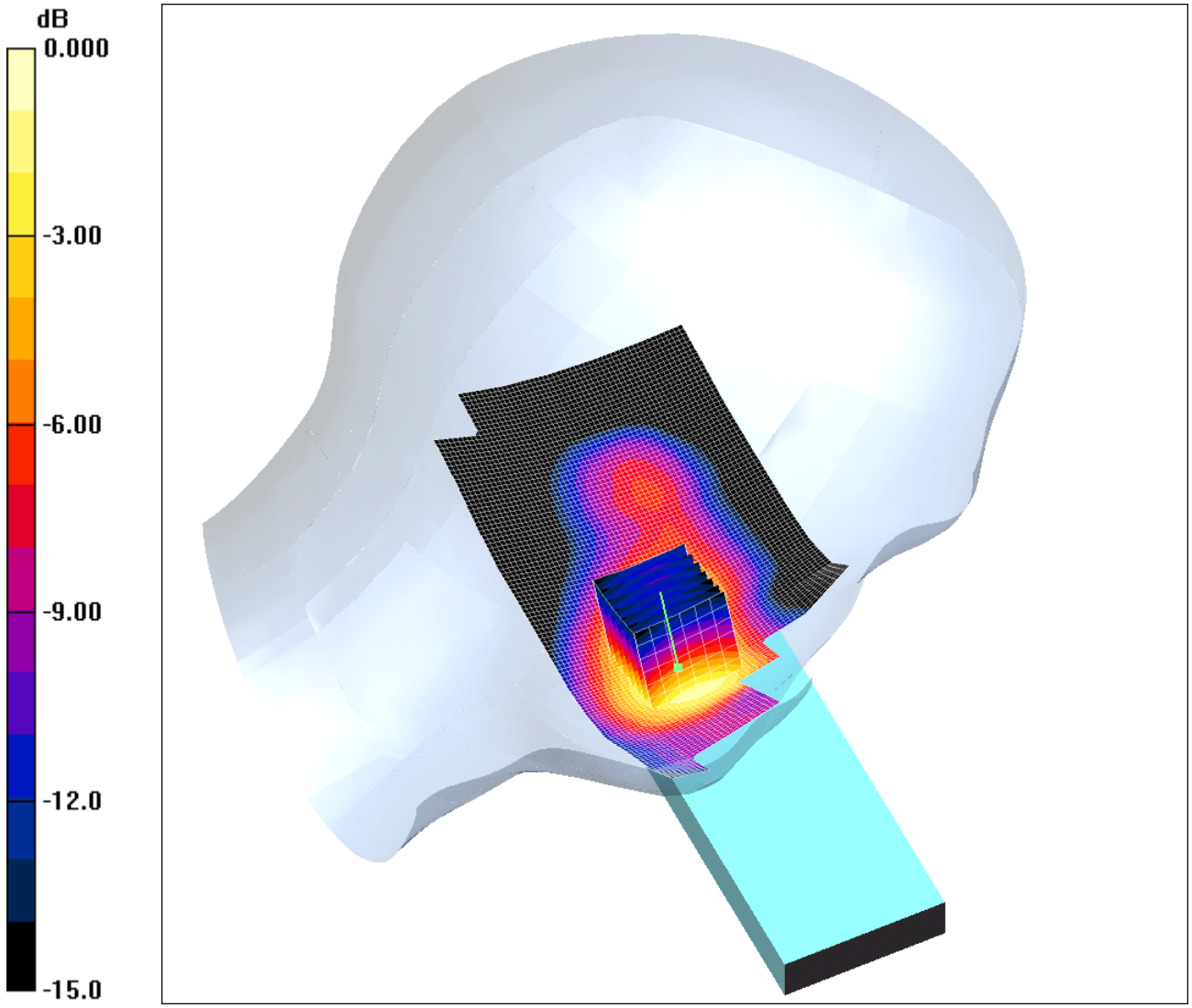

0 dB = 0.701mW/g

Communication System: DCS 1900; Frequency: 1879.8 MHz;Duty Cycle: 1:8.3
Medium: 1900 MHz HSL Medium parameters used (interpolated): f = 1879.8 MHz; σ = 1.43 mho/m; ε_r = 41.8; ρ = 1000 kg/m^3
Phantom section: Left Section

DASY4 Configuration:
- Probe: ET3DV6 - SN1529; ConvF(4.9, 4.9, 4.9); Calibrated: 02/09/2005
- Sensor-Surface: 4mm (Mechanical Surface Detection)
- Electronics: DAE3 Sn394; Calibrated: 19/05/2006
- Phantom: SAM 12b; Type: SAM 4.0; Serial: TP:1207
- Measurement SW: DASY4, V4.7 Build 44; Postprocessing SW: SEMCAD, V1.8 Build 171

Touch Left - Middle/Area Scan (61x151x1): Measurement grid: dx=15mm, dy=15mm

Maximum value of SAR (interpolated) = 0.748 mW/g

Touch Left - Middle/Zoom Scan (7x7x7) (7x7x7)/Cube 0: Measurement grid: dx=5mm, dy=5mm, dz=5mm
Reference Value = 7.98 V/m; Power Drift = -0.252 dB
Peak SAR (extrapolated) = 0.980 W/kg
SAR(1 g) = 0.641 mW/g; SAR(10 g) = 0.382 mW/g

Maximum value of SAR (measured) = 0.701 mW/g

Date: 05/07/2006

71978_JD04_008

Test Laboratory: RFI GLOBAL SERVICES LTD.

71978_JD04_008_Tilt_Left_CH660

DUT: Panasonic; Type: VS70 (Sample C7); IMEI: 004401030022566

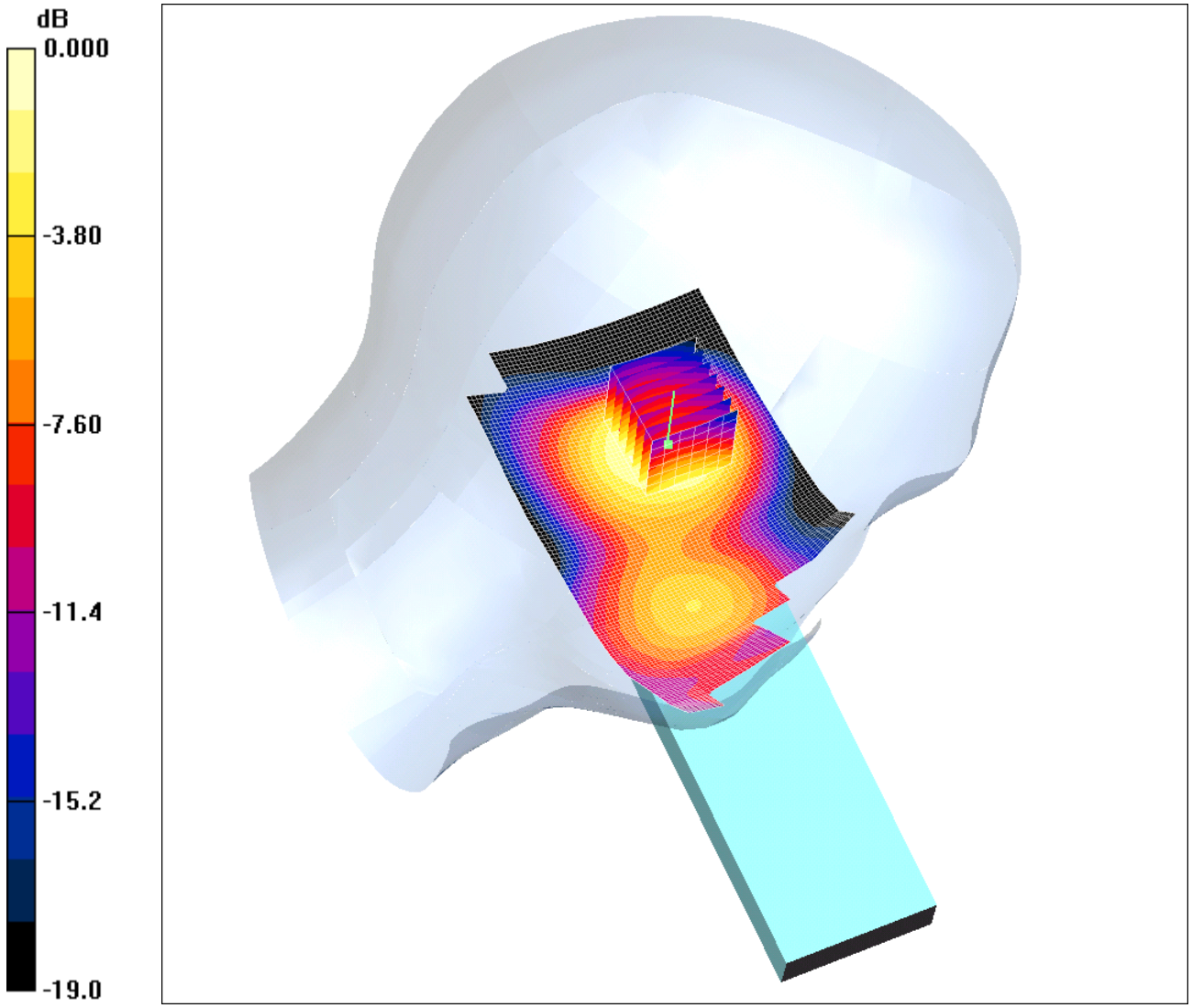

0 dB = 0.319mW/g

Communication System: DCS 1900; Frequency: 1879.8 MHz;Duty Cycle: 1:8.3
Medium: 1900 MHz HSL Medium parameters used (interpolated): f = 1879.8 MHz; σ = 1.43 mho/m; ε_r = 41.8; ρ = 1000 kg/m^3
Phantom section: Left Section

DASY4 Configuration:
- Probe: ET3DV6 - SN1529; ConvF(4.9, 4.9, 4.9); Calibrated: 02/09/2005
- Sensor-Surface: 4mm (Mechanical Surface Detection)
- Electronics: DAE3 Sn394; Calibrated: 19/05/2006
- Phantom: SAM 12b; Type: SAM 4.0; Serial: TP:1207
- Measurement SW: DASY4, V4.7 Build 44; Postprocessing SW: SEMCAD, V1.8 Build 171

Tilt Left - Middle/Area Scan (61x151x1): Measurement grid: dx=15mm, dy=15mm

Maximum value of SAR (interpolated) = 0.350 mW/g

Tilt Left - Middle/Zoom Scan (7x7x7) (7x7x7)/Cube 0: Measurement grid: dx=5mm, dy=5mm, dz=5mm
Reference Value = 11.9 V/m; Power Drift = -0.105 dB
Peak SAR (extrapolated) = 0.419 W/kg
SAR(1 g) = 0.288 mW/g; SAR(10 g) = 0.175 mW/g

Maximum value of SAR (measured) = 0.319 mW/g

Date: 05/07/2006

71978_JD04_009

Test Laboratory: RFI GLOBAL SERVICES LTD.

71978_JD04_009_Touch_Right_CH660

DUT: Panasonic; Type: VS70 (Sample C7); IMEI: 004401030022566

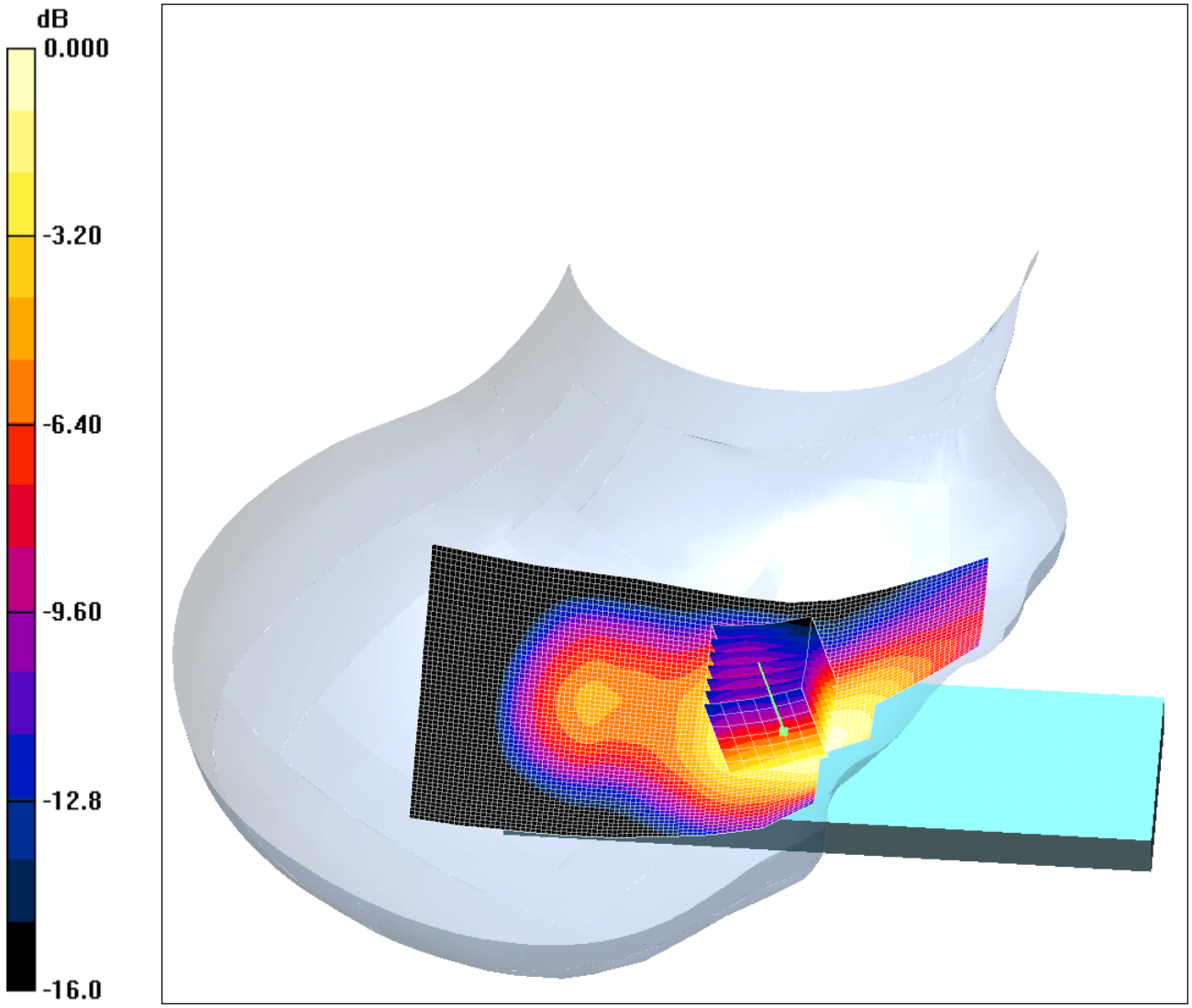

0 dB = 0.475mW/g

Communication System: DCS 1900; Frequency: 1879.8 MHz;Duty Cycle: 1:8.3
Medium: 1900 MHz HSL Medium parameters used (interpolated): f = 1879.8 MHz; σ = 1.43 mho/m; ε_r = 41.8; ρ = 1000 kg/m^3
Phantom section: Right Section

DASY4 Configuration:
- Probe: ET3DV6 - SN1529; ConvF(4.9, 4.9, 4.9); Calibrated: 02/09/2005
- Sensor-Surface: 4mm (Mechanical Surface Detection)
- Electronics: DAE3 Sn394; Calibrated: 19/05/2006
- Phantom: SAM 12b; Type: SAM 4.0; Serial: TP:1207
- Measurement SW: DASY4, V4.7 Build 44; Postprocessing SW: SEMCAD, V1.8 Build 171

Touch Right - Middle/Area Scan (61x151x1): Measurement grid: dx=15mm, dy=15mm

Maximum value of SAR (interpolated) = 0.475 mW/g

Touch Right - Middle/Zoom Scan (7x7x7) (7x7x7)/Cube 0: Measurement grid: dx=5mm, dy=5mm, dz=5mm
Reference Value = 7.97 V/m; Power Drift = -0.084 dB
Peak SAR (extrapolated) = 0.626 W/kg
SAR(1 g) = 0.431 mW/g; SAR(10 g) = 0.269 mW/g

Maximum value of SAR (measured) = 0.475 mW/g

Date: 05/07/2006

71978_JD04_010

Test Laboratory: RFI GLOBAL SERVICES LTD.

71978_JD04_010_Tilt_Right_CH660

DUT: Panasonic; Type: VS70 (Sample C7); IMEI: 004401030022566

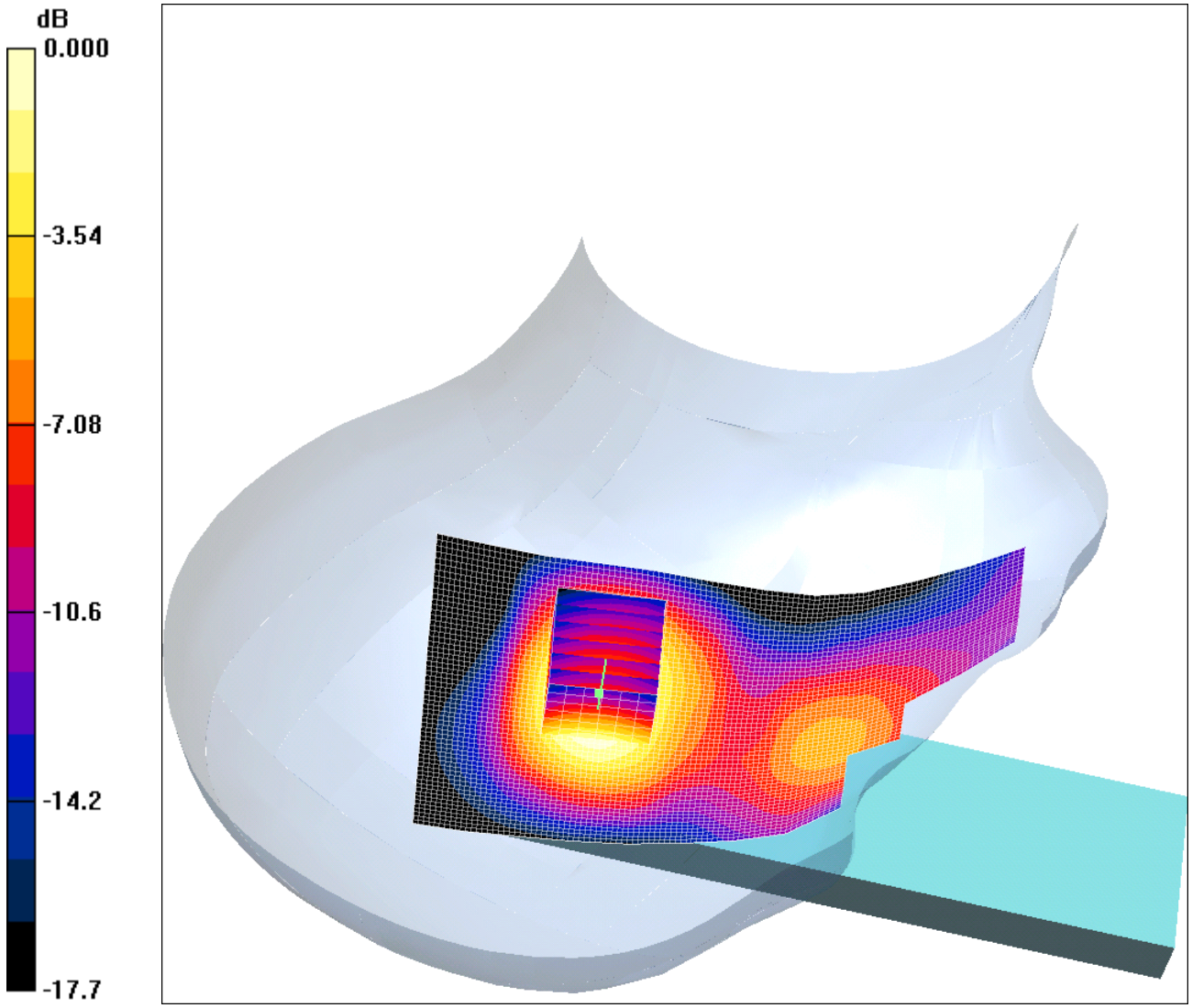

0 dB = 0.258mW/g

Communication System: DCS 1900; Frequency: 1879.8 MHz;Duty Cycle: 1:8.3
Medium: 1900 MHz HSL Medium parameters used (interpolated): f = 1879.8 MHz; σ = 1.43 mho/m; ε_r = 41.8; ρ = 1000 kg/m^3
Phantom section: Right Section

DASY4 Configuration:
- Probe: ET3DV6 - SN1529; ConvF(4.9, 4.9, 4.9); Calibrated: 02/09/2005
- Sensor-Surface: 4mm (Mechanical Surface Detection)
- Electronics: DAE3 Sn394; Calibrated: 19/05/2006
- Phantom: SAM 12b; Type: SAM 4.0; Serial: TP:1207
- Measurement SW: DASY4, V4.7 Build 44; Postprocessing SW: SEMCAD, V1.8 Build 171

Tilt Right - Middle/Area Scan (61x151x1): Measurement grid: dx=15mm, dy=15mm

Maximum value of SAR (interpolated) = 0.282 mW/g

Tilt Right - Middle/Zoom Scan (7x7x7) (7x7x7)/Cube 0: Measurement grid: dx=5mm, dy=5mm, dz=5mm
Reference Value = 11.7 V/m; Power Drift = -0.074 dB
Peak SAR (extrapolated) = 0.322 W/kg
SAR(1 g) = 0.238 mW/g; SAR(10 g) = 0.149 mW/g

Maximum value of SAR (measured) = 0.258 mW/g

Date: 05/07/2006

71978_JD04_011

Test Laboratory: RFI GLOBAL SERVICES LTD.

71978_JD04_011_Touch_Left_CH512

DUT: Panasonic; Type: VS70 (Sample C7); imei: 004401030022566

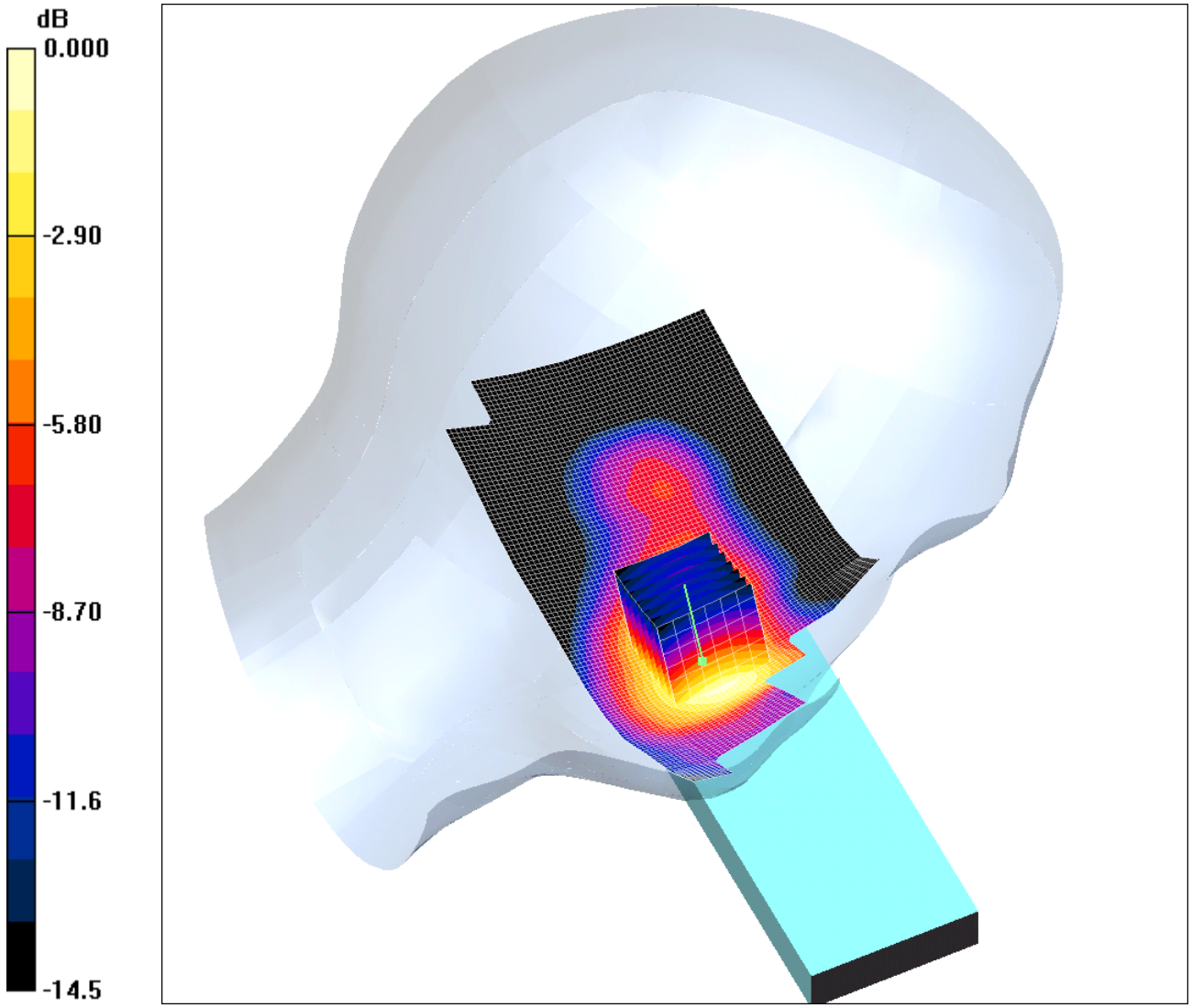

0 dB = 0.631mW/g

Communication System: DCS 1900; Frequency: 1850.2 MHz;Duty Cycle: 1:8.3
Medium: 1900 MHz HSL Medium parameters used (interpolated): f = 1850.2 MHz; σ = 1.4 mho/m; ε_r = 41.9; ρ = 1000 kg/m^3
Phantom section: Left Section

DASY4 Configuration:
- Probe: ET3DV6 - SN1529; ConvF(4.9, 4.9, 4.9); Calibrated: 02/09/2005
- Sensor-Surface: 4mm (Mechanical Surface Detection)
- Electronics: DAE3 Sn394; Calibrated: 19/05/2006
- Phantom: SAM 12b; Type: SAM 4.0; Serial: TP:1207
- Measurement SW: DASY4, V4.7 Build 44; Postprocessing SW: SEMCAD, V1.8 Build 171

Touch Left - Low/Area Scan (61x151x1): Measurement grid: dx=15mm, dy=15mm

Maximum value of SAR (interpolated) = 0.650 mW/g

Touch Left - Low/Zoom Scan (7x7x7) (7x7x7)/Cube 0: Measurement grid: dx=5mm, dy=5mm, dz=5mm
Reference Value = 7.80 V/m; Power Drift = -0.119 dB
Peak SAR (extrapolated) = 0.877 W/kg
SAR(1 g) = 0.575 mW/g; SAR(10 g) = 0.348 mW/g

Maximum value of SAR (measured) = 0.631 mW/g

Date: 05/07/2006

71978_JD04_012

Test Laboratory: RFI GLOBAL SERVICES LTD.

71978_JD04_012_Touch_Left_CH810

DUT: Panasonic; Type: VS70 (Sample C7); IMEI: 004401030022566

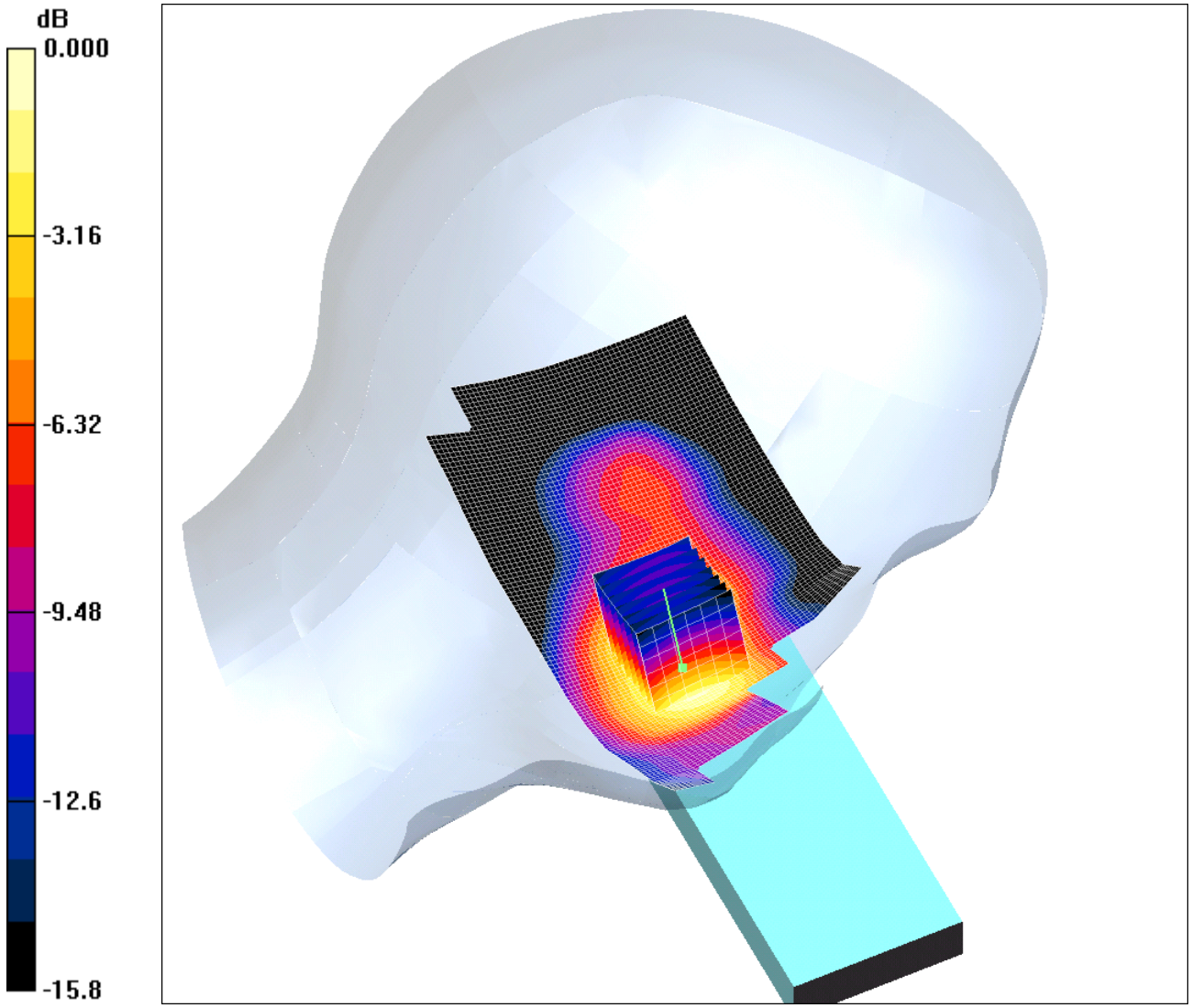

0 dB = 0.661mW/g

Communication System: DCS 1900; Frequency: 1909.8 MHz;Duty Cycle: 1:8.3
Medium: 1900 MHz HSL Medium parameters used (interpolated): f = 1909.8 MHz; σ = 1.46 mho/m; ε_r = 41.7; ρ = 1000 kg/m^3
Phantom section: Left Section

DASY4 Configuration:
- Probe: ET3DV6 - SN1529; ConvF(4.9, 4.9, 4.9); Calibrated: 02/09/2005
- Sensor-Surface: 4mm (Mechanical Surface Detection)
- Electronics: DAE3 Sn394; Calibrated: 19/05/2006
- Phantom: SAM 12b; Type: SAM 4.0; Serial: TP:1207
- Measurement SW: DASY4, V4.7 Build 44; Postprocessing SW: SEMCAD, V1.8 Build 171

Touch Left - High/Area Scan (61x151x1): Measurement grid: dx=15mm, dy=15mm

Maximum value of SAR (interpolated) = 0.681 mW/g

Touch Left - High/Zoom Scan (7x7x7) (7x7x7)/Cube 0: Measurement grid: dx=5mm, dy=5mm, dz=5mm
Reference Value = 7.68 V/m; Power Drift = -0.117 dB
Peak SAR (extrapolated) = 0.963 W/kg
SAR(1 g) = 0.603 mW/g; SAR(10 g) = 0.358 mW/g

Maximum value of SAR (measured) = 0.661 mW/g

Date: 05/07/2006

71978_JD04_013

Test Laboratory: RFI GLOBAL SERVICES LTD.

71978_JD04_013_Rear_of_EUT_Facing_Phantom_Closed_with_PHF_CH512_GSM

DUT: Panasonic; Type: VS70 (Sample C7); IMEI: 004401030022566



0 dB = 0.313mW/g

Communication System: DCS 1900; Frequency: 1850.2 MHz;Duty Cycle: 1:8.3
Medium: 1900 MHz MSL Medium parameters used (interpolated): f = 1850.2 MHz; σ = 1.54 mho/m; ε_r = 51.2; ρ = 1000 kg/m^3
Phantom section: Flat Section

DASY4 Configuration:
- Probe: ET3DV6 - SN1529; ConvF(4.29, 4.29, 4.29); Calibrated: 02/09/2005
- Sensor-Surface: 4mm (Mechanical Surface Detection)
- Electronics: DAE3 Sn394; Calibrated: 19/05/2006
- Phantom: SAM 12a; Type: SAM 4.0; Serial: TP:1193
- Measurement SW: DASY4, V4.7 Build 44; Postprocessing SW: SEMCAD, V1.8 Build 171

Rear of EUT Facing Phantom Closed with PHF - Low/Area Scan (61x171x1): Measurement grid: dx=15mm, dy=15mm

Maximum value of SAR (interpolated) = 0.327 mW/g

Rear of EUT Facing Phantom Closed with PHF - Low/Zoom Scan (7x7x7) (7x7x7)/Cube 0:
Measurement grid: dx=5mm, dy=5mm, dz=5mm
Reference Value = 10.4 V/m; Power Drift = -0.083 dB
Peak SAR (extrapolated) = 0.468 W/kg
SAR(1 g) = 0.289 mW/g; SAR(10 g) = 0.175 mW/g

Maximum value of SAR (measured) = 0.313 mW/g

Date: 27/06/2006

71978_JD04_Validation_001

Test Laboratory: RFI GLOBAL SERVICES LTD.

System Performance Check-D1900 27 06 06

DUT: Dipole 1900 MHz; Type: D1900V2; Serial: SN540

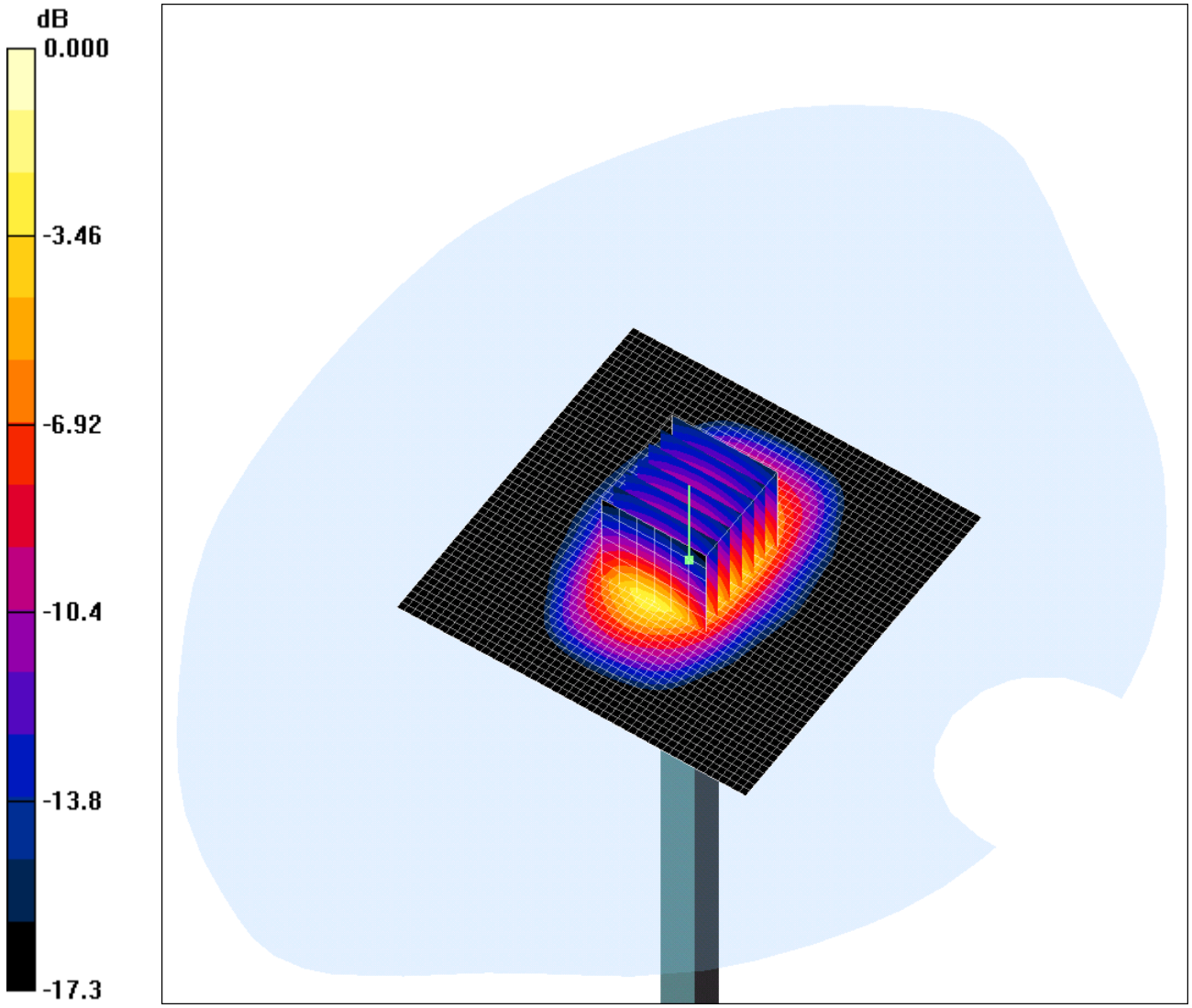

0 dB = 11.4mW/g

Communication System: CW; Frequency: 1900 MHz;Duty Cycle: 1:1
Medium: 1900 MHz MSL Medium parameters used: f = 1900 MHz; σ = 1.6 mho/m; ε_r = 51; ρ = 1000 kg/m^3

Phantom section: Flat Section

DASY4 Configuration:
- Probe: ET3DV6 - SN1528; ConvF(4.49, 4.49, 4.49); Calibrated: 13/07/2005
- Sensor-Surface: 4mm (Mechanical Surface Detection)
- Electronics: DAE3 Sn394; Calibrated: 19/05/2006
- Phantom: SAM 12a; Type: SAM 4.0; Serial: TP:1193
- Measurement SW: DASY4, V4.6 Build 23; Postprocessing SW: SEMCAD, V1.8 Build 171

d=15mm, Pin=250mW 2/Area Scan (51x51x1): Measurement grid: dx=20mm, dy=20mm
Maximum value of SAR (interpolated) = 15.1 mW/g

d=15mm, Pin=250mW 2/Zoom Scan 7x7x7 (7x7x7)/Cube 0: Measurement grid: dx=5mm, dy=5mm, dz=5mm
Reference Value = 91.3 V/m; Power Drift = -0.021 dB
Peak SAR (extrapolated) = 17.3 W/kg
SAR(1 g) = 10.1 mW/g; SAR(10 g) = 5.32 mW/g
Maximum value of SAR (measured) = 11.4 mW/g

Date: 05/07/2006

71978_JD04_Validation_002

Test Laboratory: RFI GLOBAL SERVICES LTD.

System Performance Check-D1900 05 07 06

DUT: Dipole 1900 MHz; Type: D1900V2; Serial: SN540

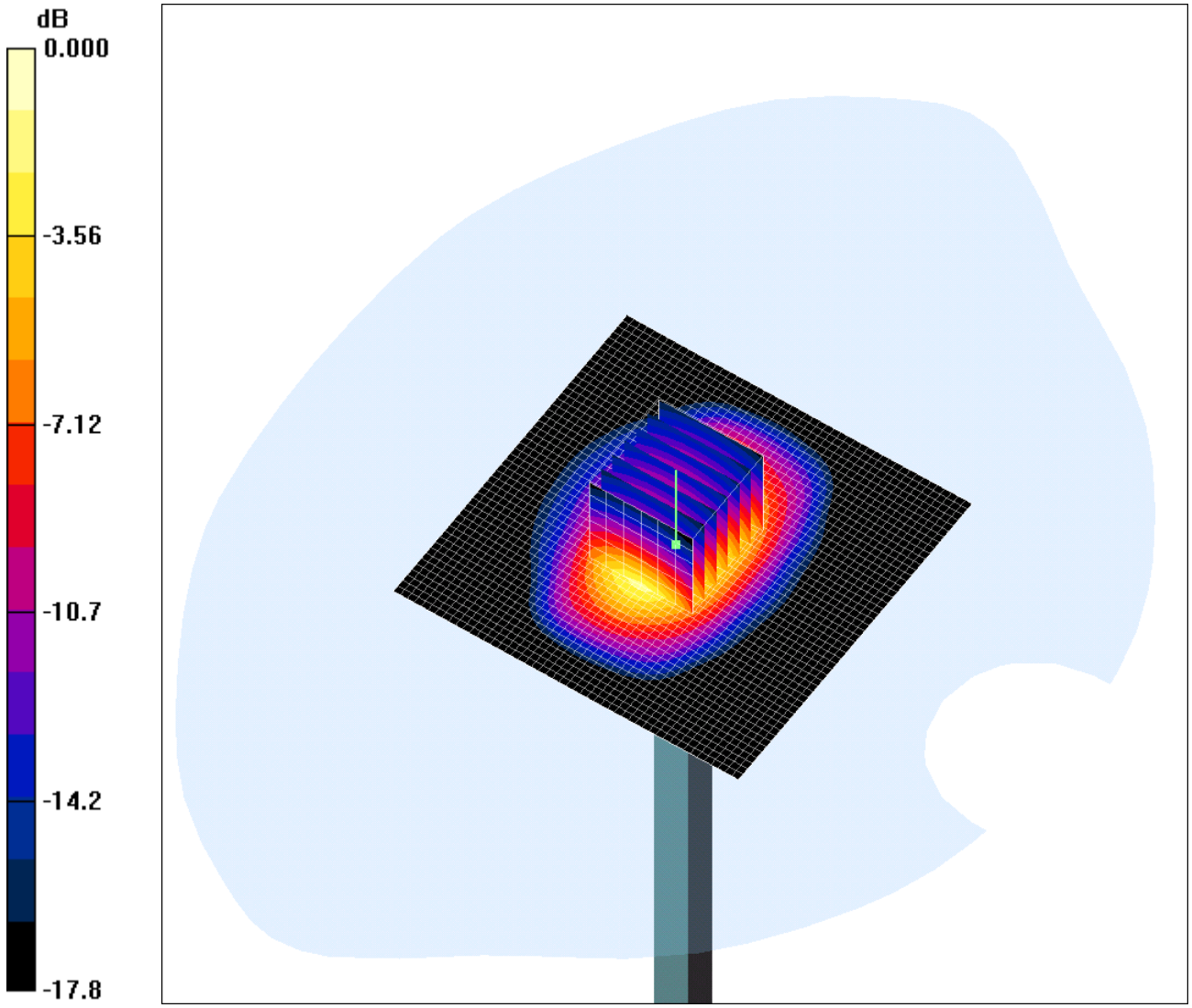

0 dB = 10.5mW/g

Communication System: CW; Frequency: 1900 MHz;Duty Cycle: 1:1
Medium: 1900 MHz HSL Medium parameters used: f = 1900 MHz; σ = 1.45 mho/m; ε_r = 41.7; ρ = 1000 kg/m^3
Phantom section: Flat Section

DASY4 Configuration:
- Probe: ET3DV6 - SN1529; ConvF(4.9, 4.9, 4.9); Calibrated: 02/09/2005
- Sensor-Surface: 4mm (Mechanical Surface Detection)
- Electronics: DAE3 Sn394; Calibrated: 19/05/2006
- Phantom: SAM 12b; Type: SAM 4.0; Serial: TP:1207
- Measurement SW: DASY4, V4.7 Build 44; Postprocessing SW: SEMCAD, V1.8 Build 171

d=15mm, Pin=250mW/Area Scan (51x51x1): Measurement grid: dx=20mm, dy=20mm
Maximum value of SAR (interpolated) = 14.1 mW/g

d=15mm, Pin=250mW/Zoom Scan 7x7x7 (7x7x7)/Cube 0: Measurement grid: dx=5mm, dy=5mm, dz=5mm
Reference Value = 88.4 V/m; Power Drift = -0.018 dB
Peak SAR (extrapolated) = 16.2 W/kg
SAR(1 g) = 9.33 mW/g; SAR(10 g) = 4.9 mW/g
Maximum value of SAR (measured) = 10.5 mW/g