An example of connecting external devices through SPDIF/Stereo OUT terminal

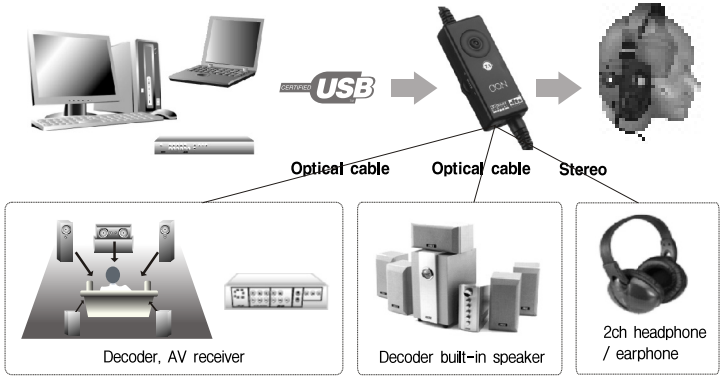

③ **DSP Mode** : Using button, you can select "7.1 Virtual Speaker Shifter" and "DTS NEO:PC". (You can also directly click each mode.)

❖ **7.1 Virtual Speaker Shifter** : In this mode, you can see each 7.1ch speakers on screen therefore you can diversely adjust volume, position and balance of each speaker to your taste. "Reset" will restore the default setting.

❖ **DTS NEO:PC™** : The advanced DTS technology converts not only multi-channel contents but ordinary 2 channel contents into 7.1 channel. You can select "Music" and "Cinema" mode for spatial hearing and also adjustable width bar provides you with unique effect. "Reset" will restore the default setting.

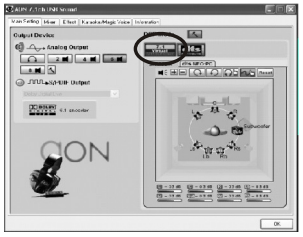

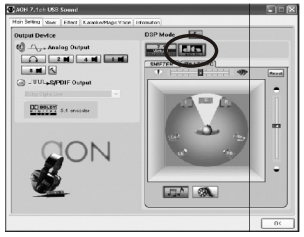

④ **Speaker volume control** : You can control each speaker's volume and balance respectively as you want by click on . "Reset" will restore the default setting.

⑤ **Speaker test** : Clicking provides you with speaker testing mode for each channel. With this test, you can diagnose the status of each speaker and "Reset" will restore the default setting.

Each button turns blue whenever selected which means the function is now in use and it returns to normal mode when clicked again.

Mixer

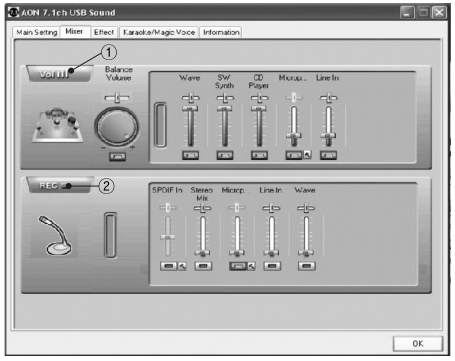

① **Vol** : This represents the current volume level that has been adjusted by volume switch at USB Control Unit. You can also manually change the volume for each function at this mode.

- In case of "Microphone", you can turn it on by button for voice function. Selecting "Boost+20dB" after click button is recommended since this offers clearer sound to counterpart. However, please DO NOT turn on the Microphone when you're not using voice function because this could cause some possible noise to your headphone.

② **REC** : This provides with various recording functions when you're using other recording programs.

AON 7.1ch USB Sound offers more other modes like "Effect" and "Karaoke/Magic Voice" for your uses.

❖ Selecting diverse functions at the same time might affect your system speed.

5 FAQ & Troubleshooting

Q) I can't hear any sound from headphone after connecting USB cable but I saw the AON 7.1ch USB Sound window without any problems. What is wrong?

A) Please check your system has "AON 7.1ch USB Sound Device" at "Control Panel" → "Sounds and Audio Devices" → "Audio"

A) Please check the LED and PWR switch is ON at USB Control Unit.

A) Connecting and disconnecting the USB cable from the desktop and laptop and/or turning ON and OFF the PWR switch so rapidly may cause the system errors and sometimes it may not be able to recognize the status correctly. Therefore, please do not change the status abruptly and restart your system when you're failed to see the AON 7.1ch USB icon at your screen.

Q) Can I hear the stereo 2ch MP3 music?

A) Yes. You can hear any ordinary 2ch stereo contents such as MP3 files by AON eadphone. Moreover, you can enjoy these 2ch contents with 7.1ch sound effect by selecting "DTS NEO:PC" at "Main Setting". This converts your 2ch contents to DTS advanced multi-channel sources.

Q) I hear the noise even though I don't use the contents. Why?

A) Please turn off the microphone at "Mixer". When it is turned on, you can hear all external noise from the microphone.

Q) The MIC is mute when I use voice function with other programs such as messenger.

A) Please check the MIC status whether it is ON at "Mixer" and "AON 7.1ch USB Sound Device" is selected at "Control Panel" → "Sounds and Audio Devices" → "Audio". If these are correctly set, you need to check the setting of other programs you're using.

Q) Can two people use this AON system at the same time?

A) Yes. You can plug another stereo headphone or earphone into "SPDIF/Stereo OUT" then two people can enjoy the same content simultaneously.

Q) I have the already-equipped home theater system at home. Can I hear the sound from these speakers?

A) Yes. The state-of-the-art Dolby Digital Live™ , DTS Interactive™ and DTS NEO:PC™ technology can deliver not only your multi-channel contents but also 2ch contents to your existing home theater system. Plug the single optical cable to "SPDIF/Stereo OUT" at USB Control Unit and external decoder or AV receiver at your home theater system. Please select "SPDIF Output" at "Main Setting"

❖ Please always use the same USB terminal that you connected for installing the driver at first moment.

❖ DO NOT remove USB cable and/or turn off the PWR switch when the player is in operation (pause and mute also) for music, movie, voice etc. This may cause the system errors.

❖ Please DO NOT use this product under a USB hub (1.1/2.0) because the bandwidth might be not enough for audio stream transmission.

❖ Some USB host controller (USB card) may have a problem with data stream package loss in some cases.

Caution & Warranty 6

Caution

❖ Please minimize or adjust the volume on the connected devices to proper level, when you use AON Headphone (MCH-501U) in order to protect your ears.

❖ Using this product for a long time with inappropriate volume level is not recommended. This may cause damages on your hearing.

Product Warranty

① Warranty period of the product is 1 (one) year after your purchase.

② During this warranty period, the product which has damages, breakdown and malfunction under user's fair operation in accordance with the guidelines defined and implied in this manual will be covered by product warranty policy, therefore, the product can be replaced by new and/or repaired one under maker's expense. However, this expense of repair and/or replace should be under user's expense when warranty period is expired.

③ Although the warranty period is valid, user should bear all expenses (including transportation charges) of repair and/or replace, in case of followings:

- Damages, breakdown, malfunction by,
  - the act of God
  - user's negligence and misoperation.
  - dismantlement, disassembly, transformation, modification, replacement of the components and/or any operations that prohibited and unrecomended.

Warranty Card

Please keep this card carefully. You may be requested to present this card for your troubleshooting and this card cannot be issued again.

Product Name	AON 7.1ch USB Home Theater Headphone			
Model Name	☐ MCH-501U		Serial No.	
Purchase Date	YY / MM / DD			
Warranty Period	1 year after purchase			
Customer's Info	Name		Tel	
	Address			
Purchase Info	Name of store		Tel	

CAUTION: Changes or modifications not expressly approved by the manufacturer responsible for compliance could void the user's authority to operate the equipment

WARNING
This device complies with part 15 of the FCC Rules. Operation is subject to the following two conditions: (1) This device may not cause harmful interference, and (2) this device must accept any interference received, including interference that may cause undesired operation.

INFORMATION TO USER:
This equipment has been tested and found to comply with the limit of a Class B digital device, pursuant to Part 15 of the FCC Rules. These limits are designed to provide reasonable protection against harmful interference in a residential installation. This equipment generates, uses and can radiate radio frequency energy and, if not installed and used in accordance with the instructions, may cause harmful interference to radio communications. However, there is no guarantee that interference will not occur in a particular installation; if this equipment does cause harmful interference to radio or television reception, which can be determined by turning the equipment off and on, the user is encouraged to try to correct the interference by one or more of the following measures:

1. Reorient / Relocate the receiving antenna.
2. Increase the separation between the equipment and receiver.
3. Connect the equipment into an outlet on a circuit difference from that to which the receiver is connected.
4. Consult the dealer or an experienced radio/TV technician for help