	total		-3.90	<=30	/	/	PASS
	Ant1	5785	-6.223	<=30	/	/	PASS
	Ant2		-9.132	<=30	/	/	PASS
	total		-4.43	<=30	/	/	PASS
	Ant1	5825	-6.996	<=30	/	/	PASS
	Ant2		-10.556	<=30	/	/	PASS
	total		-5.41	<=30	/	/	PASS
11AC40MIMO	Ant1	5190	-4.480	<=11	/	/	PASS
	Ant2		-8.358	<=11	/	/	PASS
	total		-2.99	<=11		<=10	PASS
	Ant1	5230	-4.523	<=11	/	/	PASS
	Ant2		-7.381	<=11	/	/	PASS
	total		-2.71	<=11		<=10	PASS
	Ant1	5270	-5.081	<=11	/	/	PASS
	Ant2		-7.089	<=11	/	/	PASS
	total		-2.96	<=11	/	/	PASS
	Ant1	5310	-5.489	<=11	/	/	PASS
	Ant2		-7.070	<=11	/	/	PASS
	total		-3.20	<=11	/	/	PASS
	Ant1	5510	-5.748	<=11	/	/	PASS
	Ant2		-8.304	<=11	/	/	PASS
	total		-3.83	<=11	/	/	PASS
	Ant1	5550	-4.890	<=11	/	/	PASS
	Ant2		-8.095	<=11	/	/	PASS
	total		-3.19	<=11	/	/	PASS
	Ant1	5670	-4.263	<=11	/	/	PASS
	Ant2		-7.068	<=11	/	/	PASS
	total		-2.43	<=11	/	/	PASS
	Ant1	5710_UNII-2C	-4.936	<=11	/	/	PASS
	Ant2		-6.942	<=11	/	/	PASS
	total		-2.81	<=11	/	/	PASS
	Ant1	5710_UNII-3	-7.944	<=30	/	/	PASS
	Ant2		-10.429	<=30	/	/	PASS
	total		-6.00	<=30	/	/	PASS
	Ant1	5755	-7.392	<=30	/	/	PASS
	Ant2		-10.776	<=30	/	/	PASS
	total		-5.75	<=30	/	/	PASS
	Ant1	5795	-7.945	<=30	/	/	PASS
	Ant2		-11.374	<=30	/	/	PASS
	total		-6.32	<=30	/	/	PASS
11AC80MIMO	Ant1	5210	-9.061	<=11	/	/	PASS
	Ant2		-11.907	<=11	/	/	PASS
	total		-7.24	<=11		<=10	PASS
	Ant1	5290	-8.778	<=11	/	/	PASS
	Ant2		-11.010	<=11	/	/	PASS
	total		-6.74	<=11	/	/	PASS
	Ant1	5530	-8.320	<=11	/	/	PASS
	Ant2		-11.192	<=11	/	/	PASS
	total		-6.51	<=11	/	/	PASS
	Ant1	5610	-7.698	<=11	/	/	PASS
	Ant2		-11.624	<=11	/	/	PASS
	total		-6.22	<=11	/	/	PASS
	Ant1	5690_UNII-2C	-7.359	<=11	/	/	PASS
	Ant2		-9.828	<=11	/	/	PASS
	total		-5.41	<=11	/	/	PASS

This report shall not be reproduced except in full, without the written approval of UL-CCIC COMPANY LIMITED.

	Ant1	5690_UNII-3	-12.834	<=30	/	/	PASS
	Ant2		-14.815	<=30	/	/	PASS
	total		-10.70	<=30	/	/	PASS
	Ant1	5775	-10.624	<=30	/	/	PASS
	Ant2		-14.265	<=30	/	/	PASS
	total		-9.06	<=30	/	/	PASS

Remark：1. The Result and Limit Unit is dBm/500 kHz in the band 5.725 ~ 5.85 GHz.
2. The Duty Cycle Factor and RBW Factor is compensated in the graph.
3. All the modes had been teste, but only the worst data was recorded in the report.
4. Only the antenna1 can transmit at the 11a mode.

This report shall not be reproduced except in full, without the written approval of UL-CCIC COMPANY LIMITED.

TEST GRAPHS

Antenna 1 Part:

Test Mode	Test Channel	Verdict
11A	5180	PASS

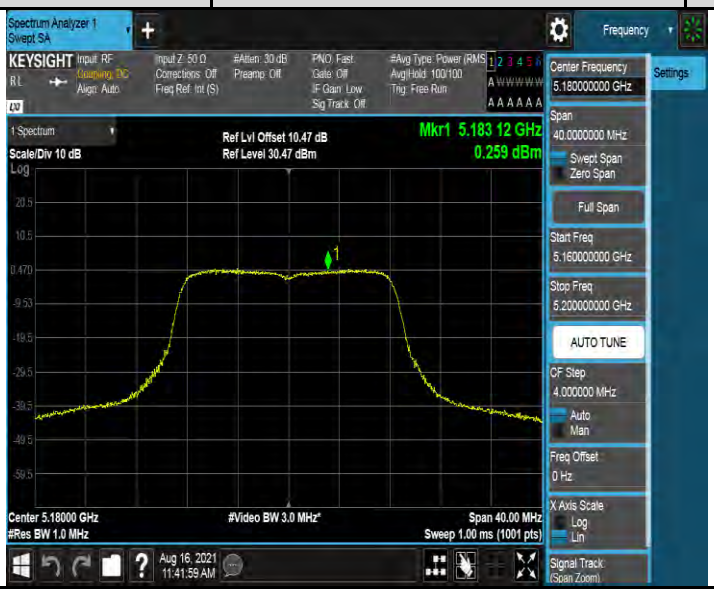

Test Mode	Test Channel	Verdict
11A	5200	PASS

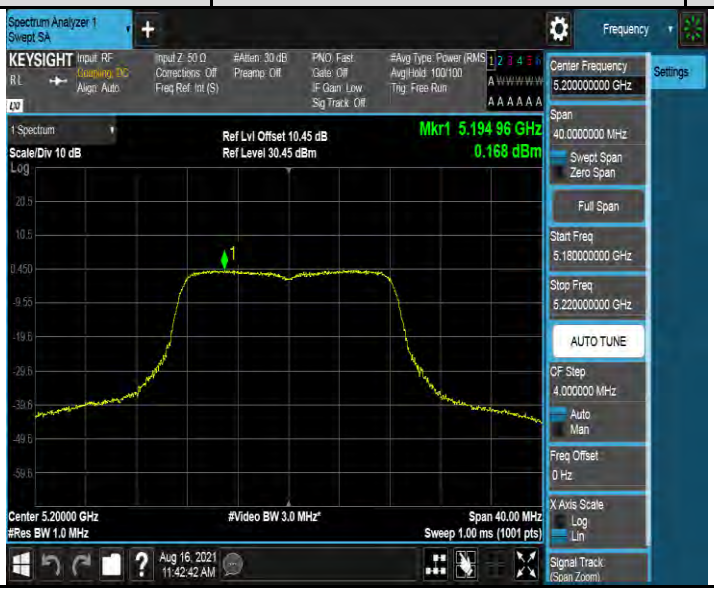

This report shall not be reproduced except in full, without the written approval of UL-CCIC COMPANY LIMITED.

Test Mode	Test Channel	Verdict
11A	5240	PASS

Test Mode	Test Channel	Verdict
11A	5260	PASS

This report shall not be reproduced except in full, without the written approval of UL-CCIC COMPANY LIMITED.

Test Mode	Test Channel	Verdict
11A	5280	PASS

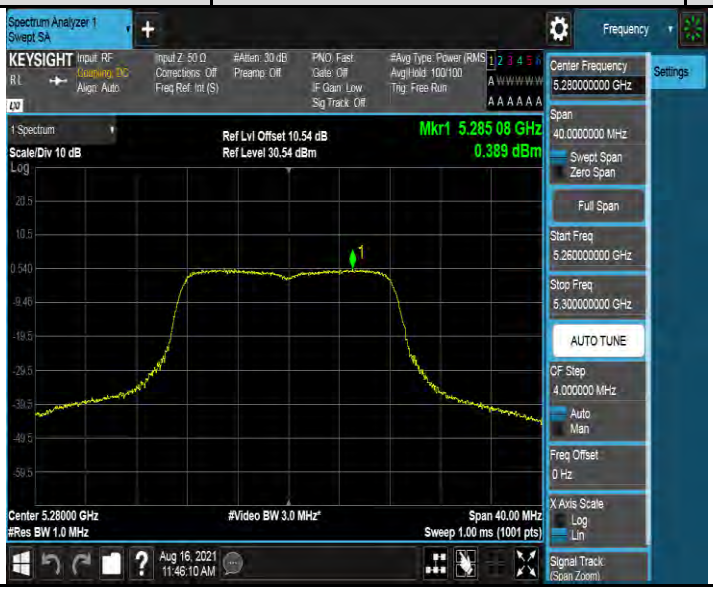

Test Mode	Test Channel	Verdict
11A	5320	PASS

This report shall not be reproduced except in full, without the written approval of UL-CCIC COMPANY LIMITED.

Test Mode	Test Channel	Verdict
11A	5500	PASS

Test Mode	Test Channel	Verdict
11A	5580	PASS

This report shall not be reproduced except in full, without the written approval of UL-CCIC COMPANY LIMITED.

Test Mode	Test Channel	Verdict
11A	5700	PASS

Test Mode	Test Channel	Verdict
11A	5720_UNII-2C	PASS

This report shall not be reproduced except in full, without the written approval of UL-CCIC COMPANY LIMITED.

Test Mode	Test Channel	Verdict
11A	5720_UNII-3	PASS

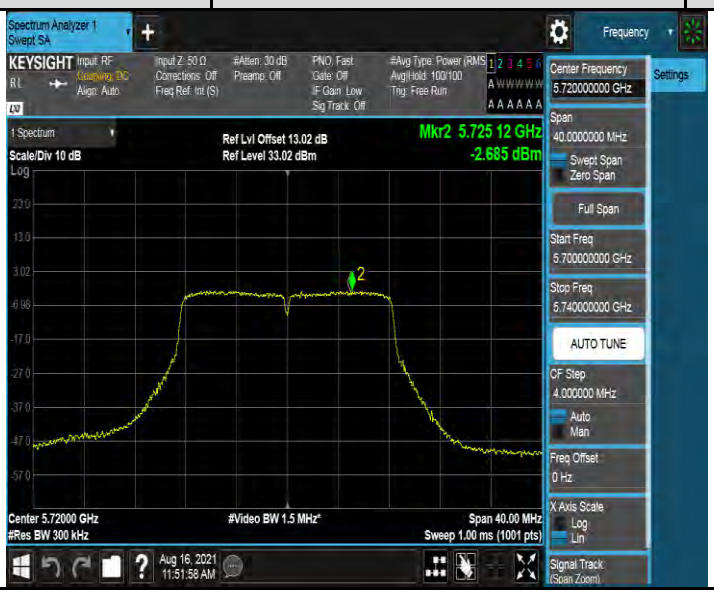

Test Mode	Test Channel	Verdict
11A	5745	PASS

This report shall not be reproduced except in full, without the written approval of UL-CCIC COMPANY LIMITED.

Test Mode	Test Channel	Verdict
11A	5785	PASS

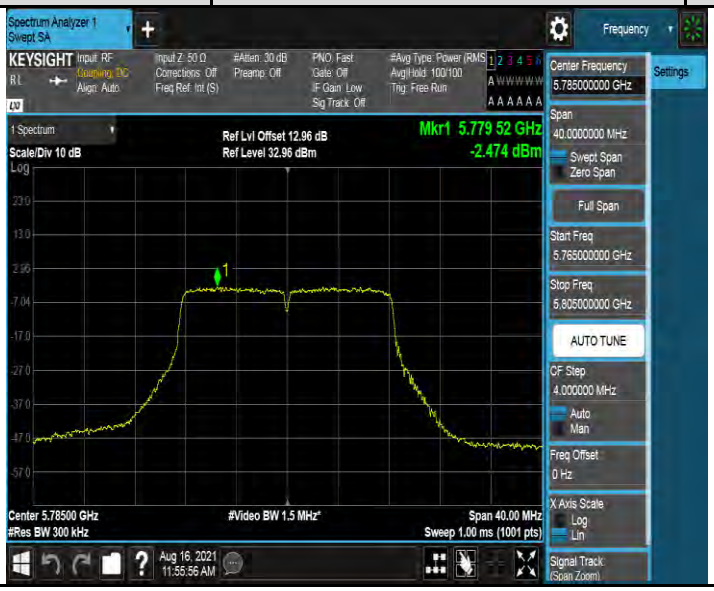

Test Mode	Test Channel	Verdict
11A	5825	PASS

This report shall not be reproduced except in full, without the written approval of UL-CCIC COMPANY LIMITED.

Test Mode	Test Channel	Verdict
11AC20	5180	PASS

Test Mode	Test Channel	Verdict
11AC20	5200	PASS

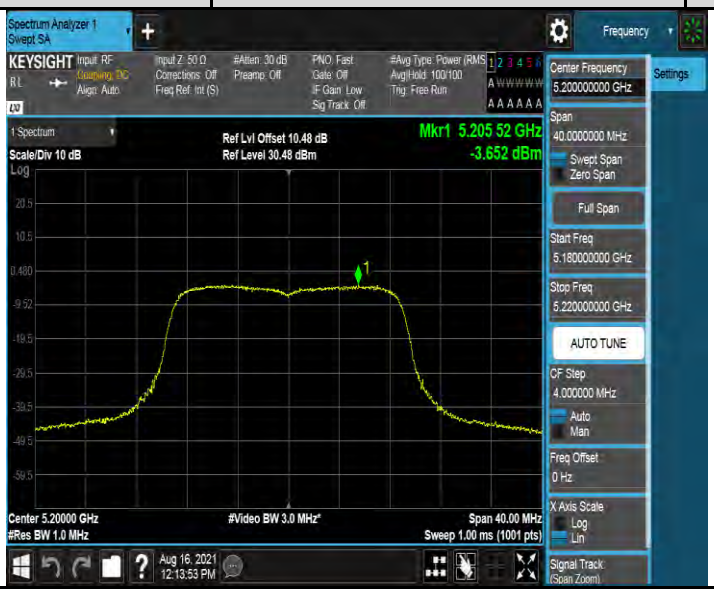

This report shall not be reproduced except in full, without the written approval of UL-CCIC COMPANY LIMITED.

Test Mode	Test Channel	Verdict
11AC20	5240	PASS

Test Mode	Test Channel	Verdict
11AC20	5260	PASS

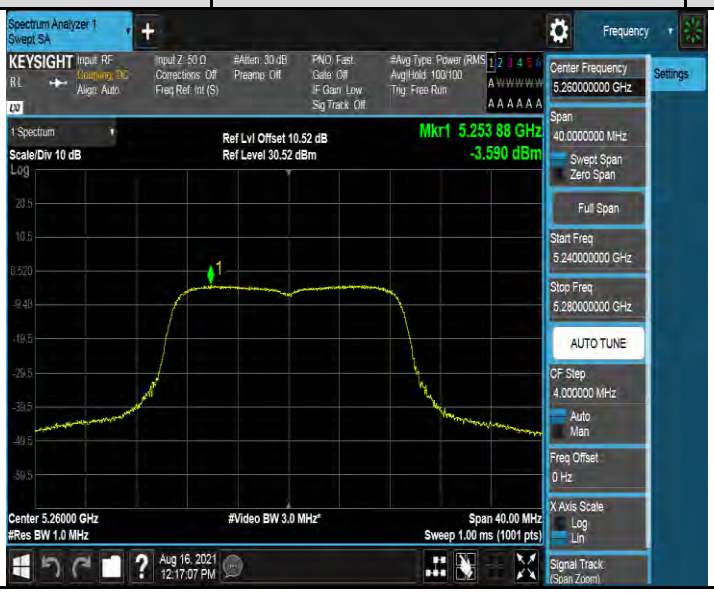

This report shall not be reproduced except in full, without the written approval of UL-CCIC COMPANY LIMITED.

Test Mode	Test Channel	Verdict
11AC20	5280	PASS

Test Mode	Test Channel	Verdict
11AC20	5320	PASS

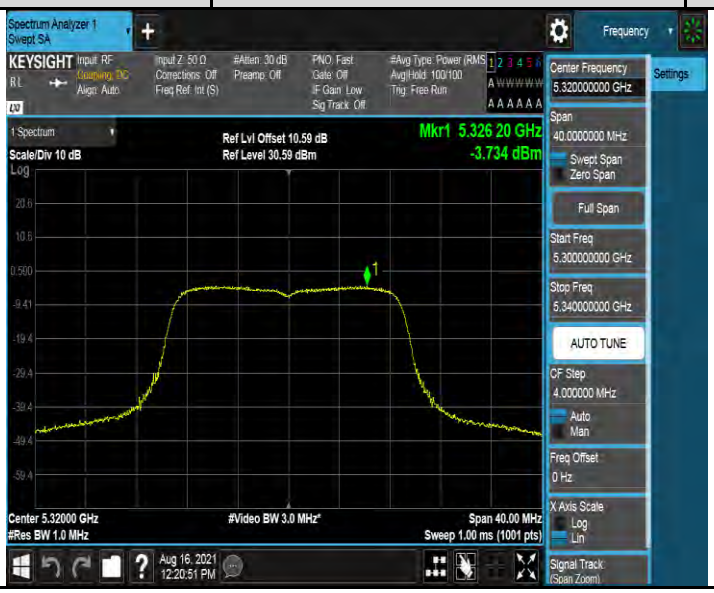

This report shall not be reproduced except in full, without the written approval of UL-CCIC COMPANY LIMITED.

Test Mode	Test Channel	Verdict
11AC20	5500	PASS

Test Mode	Test Channel	Verdict
11AC20	5580	PASS

This report shall not be reproduced except in full, without the written approval of UL-CCIC COMPANY LIMITED.

Test Mode	Test Channel	Verdict
11AC20	5700	PASS

Test Mode	Test Channel	Verdict
11AC20	5720_UNII-2C	PASS

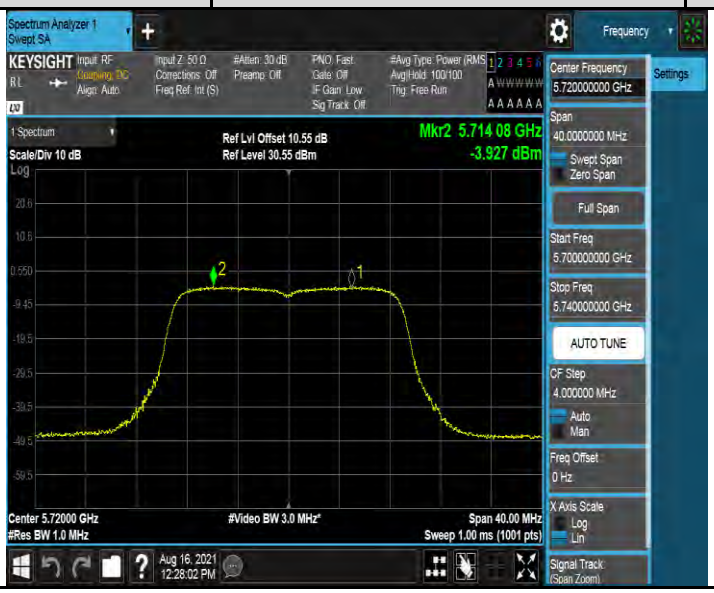

This report shall not be reproduced except in full, without the written approval of UL-CCIC COMPANY LIMITED.

Test Mode	Test Channel	Verdict
11AC20	5720_UNII-3	PASS

Test Mode	Test Channel	Verdict
11AC20	5745	PASS

This report shall not be reproduced except in full, without the written approval of UL-CCIC COMPANY LIMITED.

Test Mode	Test Channel	Verdict
11AC20	5785	PASS

Test Mode	Test Channel	Verdict
11AC20	5825	PASS

This report shall not be reproduced except in full, without the written approval of UL-CCIC COMPANY LIMITED.

Test Mode	Test Channel	Verdict
11AC40	5190	PASS

Test Mode	Test Channel	Verdict
11AC40	5230	PASS

This report shall not be reproduced except in full, without the written approval of UL-CCIC COMPANY LIMITED.

Test Mode	Test Channel	Verdict
11AC40	5270	PASS

Test Mode	Test Channel	Verdict
11AC40	5310	PASS

This report shall not be reproduced except in full, without the written approval of UL-CCIC COMPANY LIMITED.

Test Mode	Test Channel	Verdict
11AC40	5510	PASS

Test Mode	Test Channel	Verdict
11AC40	5550	PASS

This report shall not be reproduced except in full, without the written approval of UL-CCIC COMPANY LIMITED.

Test Mode	Test Channel	Verdict
11AC40	5670	PASS

Test Mode	Test Channel	Verdict
11AC40	5710_UNII-2C	PASS

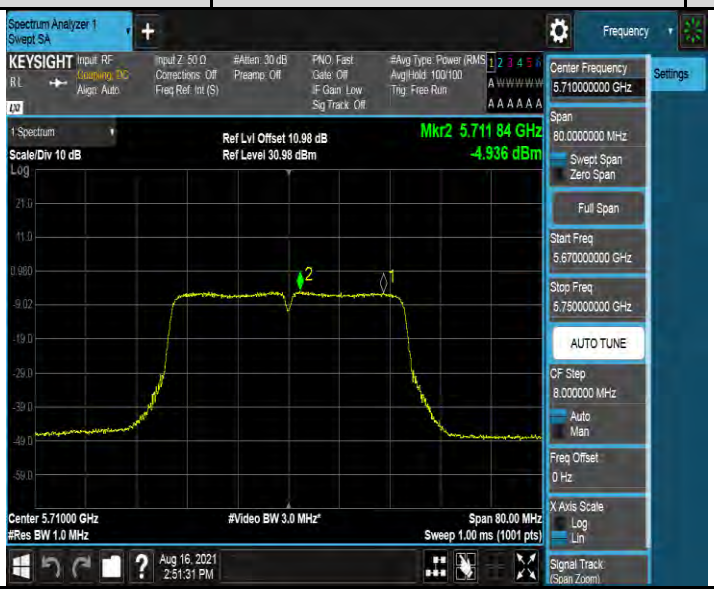

This report shall not be reproduced except in full, without the written approval of UL-CCIC COMPANY LIMITED.

Test Mode	Test Channel	Verdict
11AC40	5710_UNII-3	PASS

Test Mode	Test Channel	Verdict
11AC40	5755	PASS

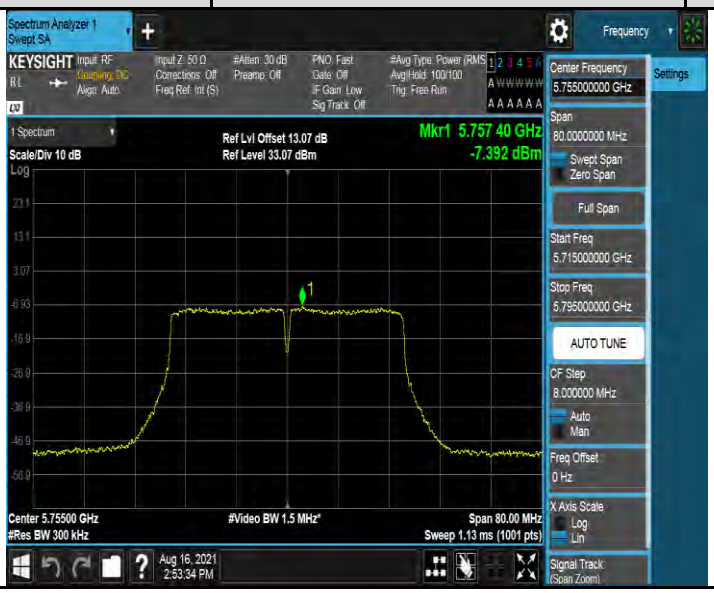

This report shall not be reproduced except in full, without the written approval of UL-CCIC COMPANY LIMITED.

Test Mode	Test Channel	Verdict
11AC40	5795	PASS

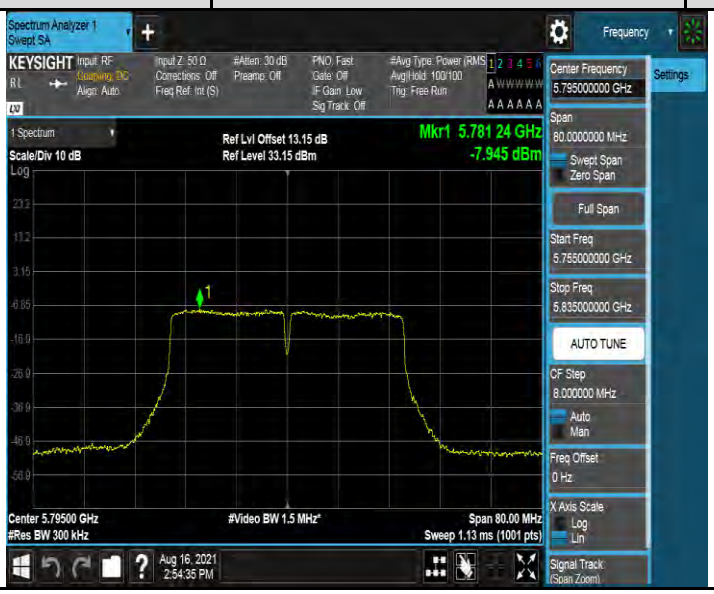

Test Mode	Test Channel	Verdict
11AC80	5210	PASS

This report shall not be reproduced except in full, without the written approval of UL-CCIC COMPANY LIMITED.

Test Mode	Test Channel	Verdict
11AC80	5290	PASS

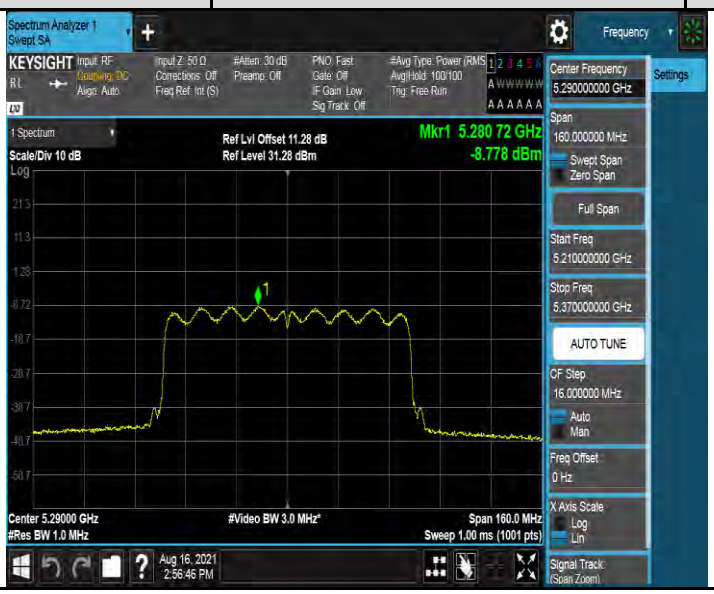

Test Mode	Test Channel	Verdict
11AC80	5530	PASS

This report shall not be reproduced except in full, without the written approval of UL-CCIC COMPANY LIMITED.

Test Mode	Test Channel	Verdict
11AC80	5610	PASS

Test Mode	Test Channel	Verdict
11AC80	5690_UNII-2C	PASS

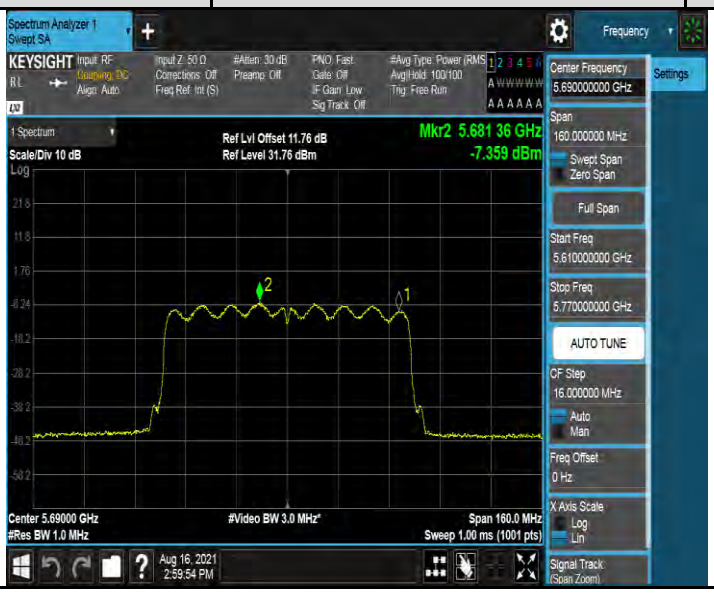

This report shall not be reproduced except in full, without the written approval of UL-CCIC COMPANY LIMITED.

Test Mode	Test Channel	Verdict
11AC80	5690_UNII-3	PASS

Test Mode	Test Channel	Verdict
11AC80	5775	PASS

This report shall not be reproduced except in full, without the written approval of UL-CCIC COMPANY LIMITED.

Antenna 2 Part:

Test Mode	Test Channel	Verdict
11AC20	5180	PASS

Test Mode	Test Channel	Verdict
11AC20	5200	PASS

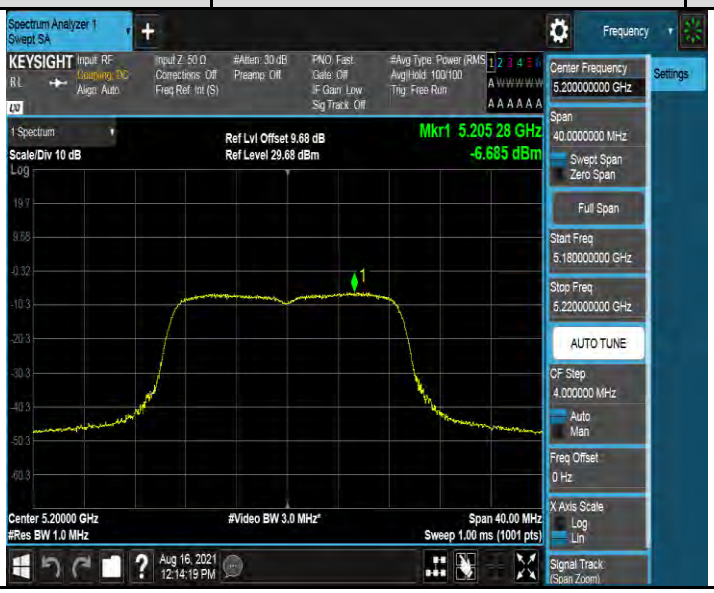

This report shall not be reproduced except in full, without the written approval of UL-CCIC COMPANY LIMITED.

Test Mode	Test Channel	Verdict
11AC20	5240	PASS

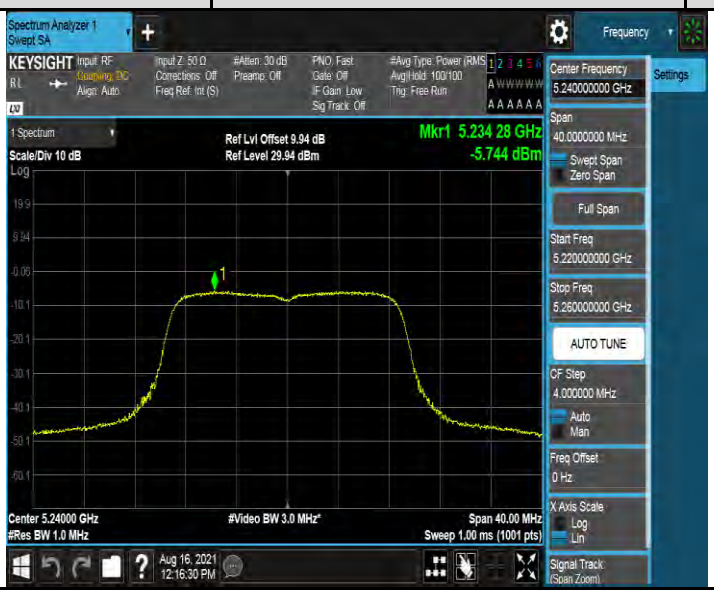

Test Mode	Test Channel	Verdict
11AC20	5260	PASS

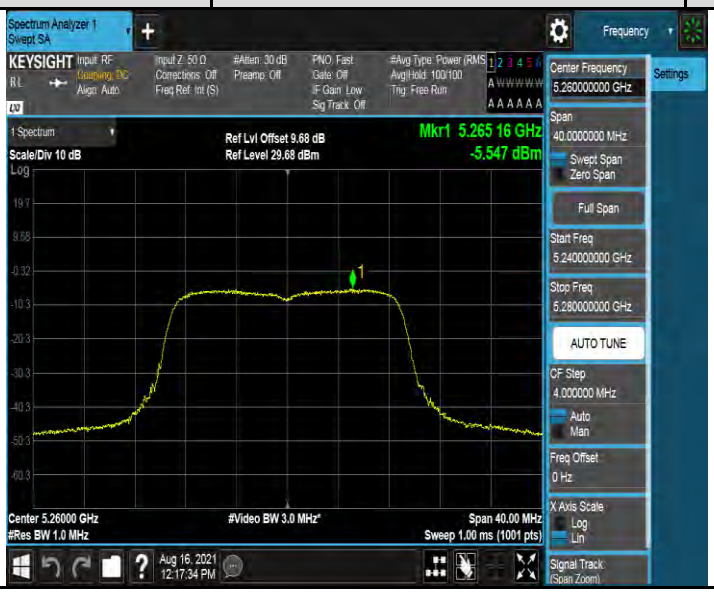

This report shall not be reproduced except in full, without the written approval of UL-CCIC COMPANY LIMITED.

Test Mode	Test Channel	Verdict
11AC20	5280	PASS

Test Mode	Test Channel	Verdict
11AC20	5320	PASS

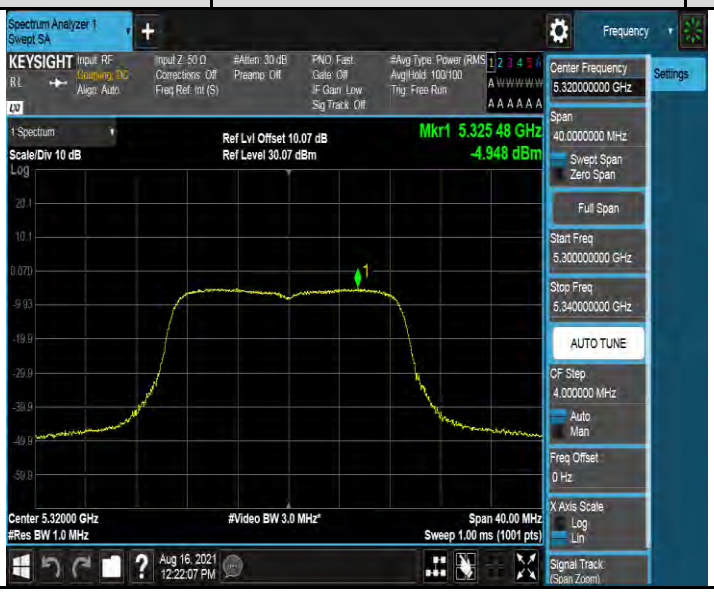

This report shall not be reproduced except in full, without the written approval of UL-CCIC COMPANY LIMITED.

Test Mode	Test Channel	Verdict
11AC20	5500	PASS

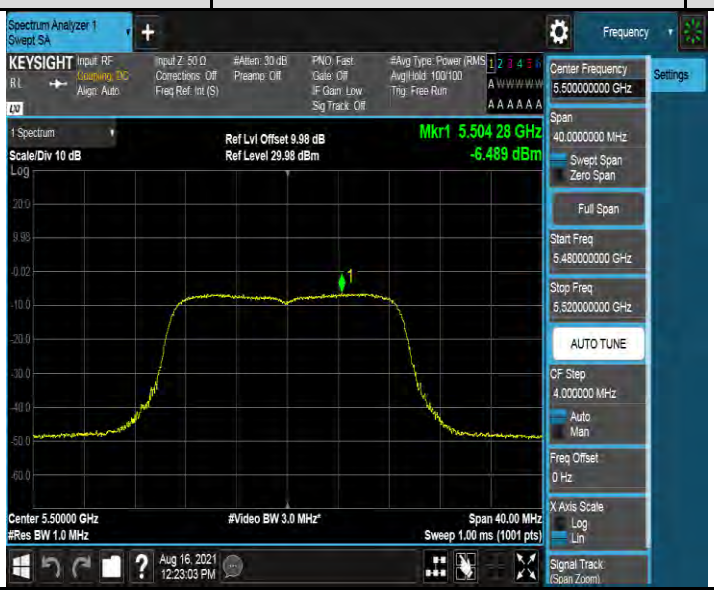

Test Mode	Test Channel	Verdict
11AC20	5580	PASS

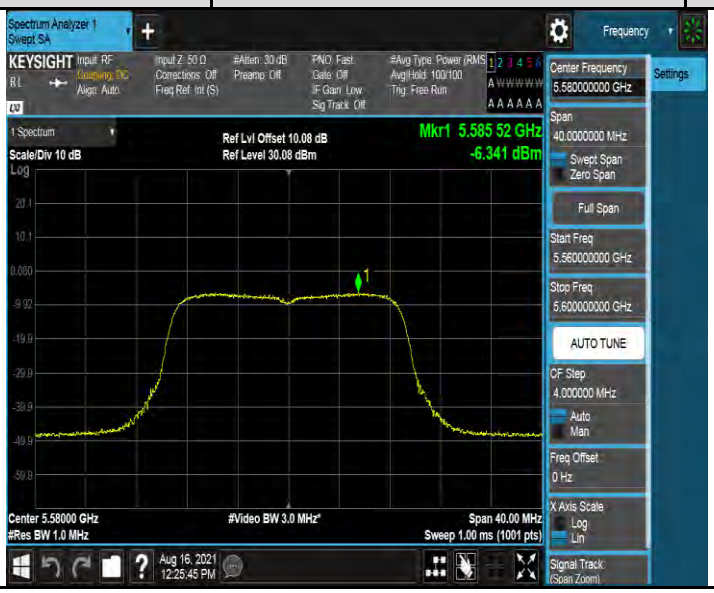

This report shall not be reproduced except in full, without the written approval of UL-CCIC COMPANY LIMITED.

Test Mode	Test Channel	Verdict
11AC20	5700	PASS

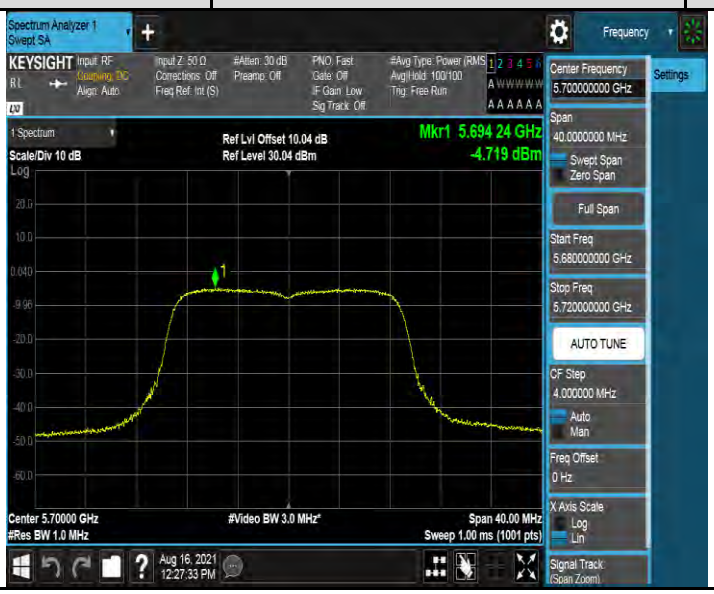

Test Mode	Test Channel	Verdict
11AC20	5720_UNII-2C	PASS

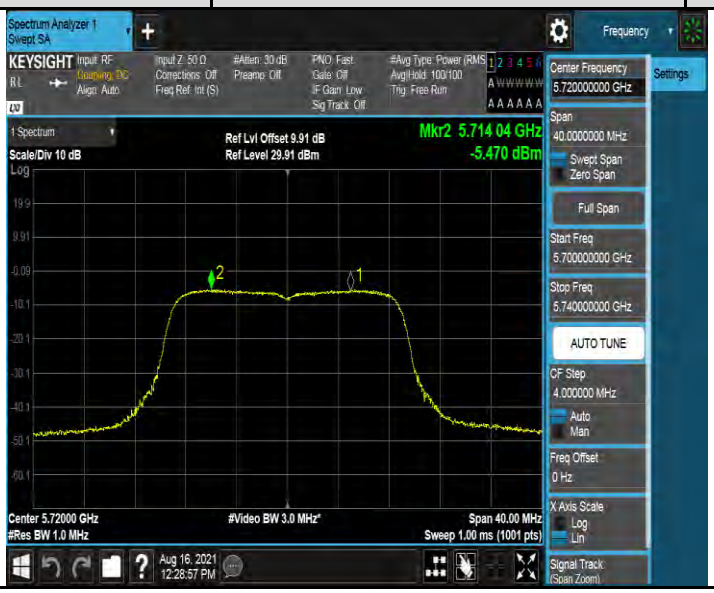

This report shall not be reproduced except in full, without the written approval of UL-CCIC COMPANY LIMITED.

Test Mode	Test Channel	Verdict
11AC20	5720_UNII-3	PASS

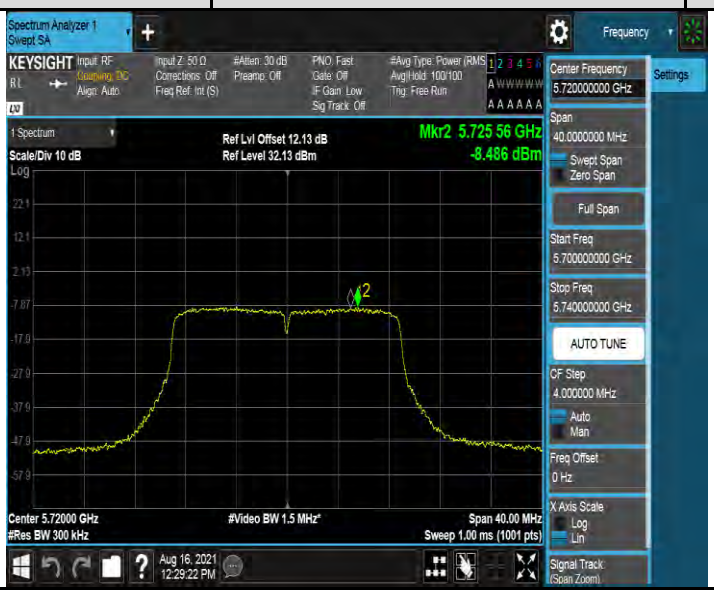

Test Mode	Test Channel	Verdict
11AC20	5745	PASS

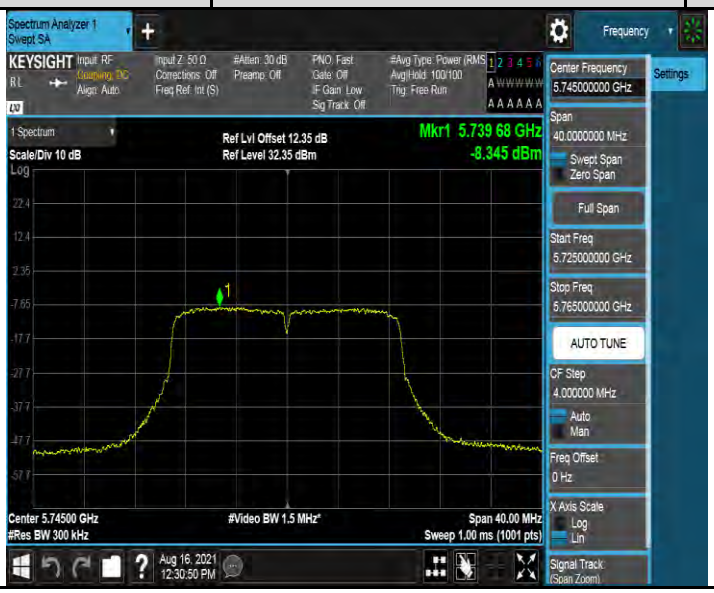

This report shall not be reproduced except in full, without the written approval of UL-CCIC COMPANY LIMITED.

Test Mode	Test Channel	Verdict
11AC20	5785	PASS

Test Mode	Test Channel	Verdict
11AC20	5825	PASS

This report shall not be reproduced except in full, without the written approval of UL-CCIC COMPANY LIMITED.

Test Mode	Test Channel	Verdict
11AC40	5190	PASS

Test Mode	Test Channel	Verdict
11AC40	5230	PASS

This report shall not be reproduced except in full, without the written approval of UL-CCIC COMPANY LIMITED.

Test Mode	Test Channel	Verdict
11AC40	5270	PASS

Test Mode	Test Channel	Verdict
11AC40	5310	PASS

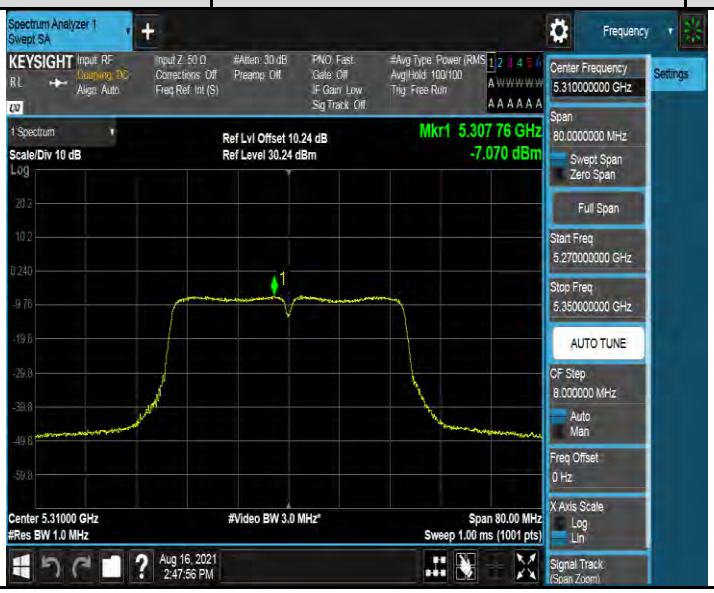

This report shall not be reproduced except in full, without the written approval of UL-CCIC COMPANY LIMITED.

Test Mode	Test Channel	Verdict
11AC40	5510	PASS

Test Mode	Test Channel	Verdict
11AC40	5550	PASS

This report shall not be reproduced except in full, without the written approval of UL-CCIC COMPANY LIMITED.

Test Mode	Test Channel	Verdict
11AC40	5670	PASS

Test Mode	Test Channel	Verdict
11AC40	5710_UNII-2C	PASS

This report shall not be reproduced except in full, without the written approval of UL-CCIC COMPANY LIMITED.

Test Mode	Test Channel	Verdict
11AC40	5710_UNII-3	PASS

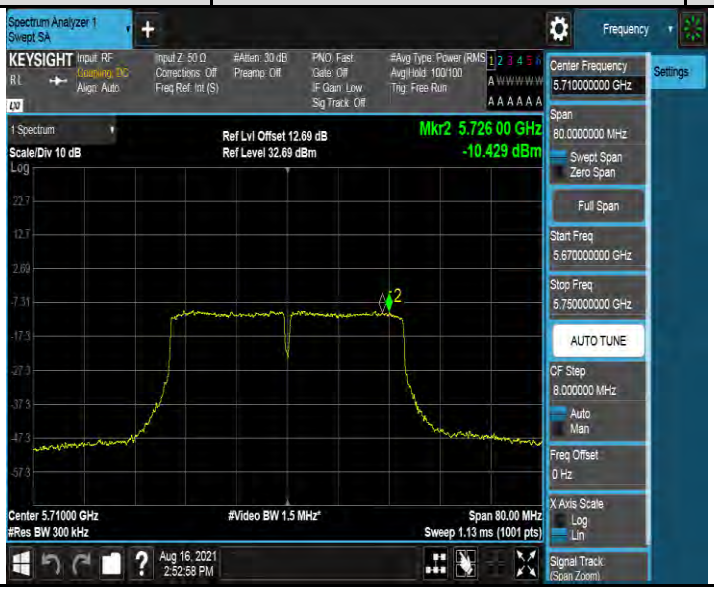

Test Mode	Test Channel	Verdict
11AC40	5755	PASS

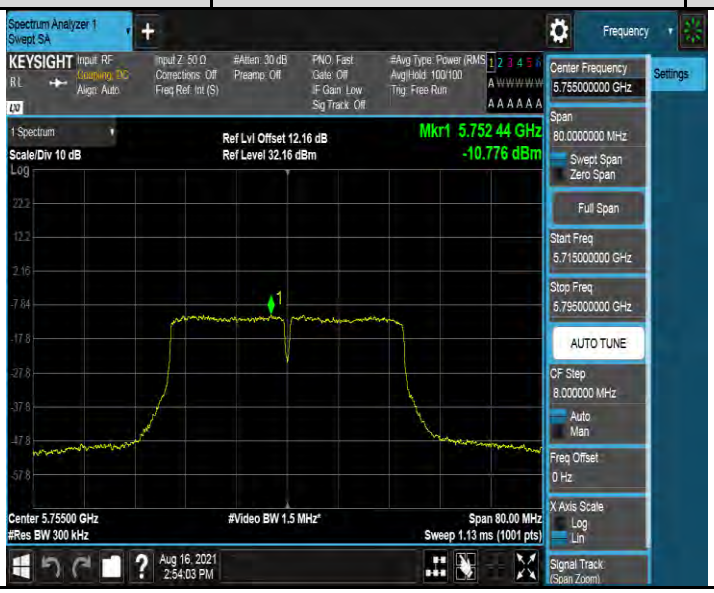

This report shall not be reproduced except in full, without the written approval of UL-CCIC COMPANY LIMITED.

Test Mode	Test Channel	Verdict
11AC40	5795	PASS

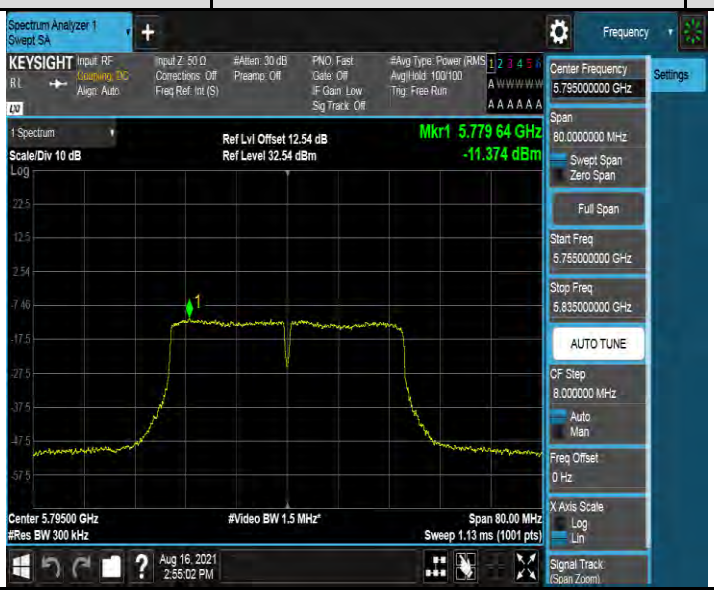

Test Mode	Test Channel	Verdict
11AC80	5210	PASS

This report shall not be reproduced except in full, without the written approval of UL-CCIC COMPANY LIMITED.

Test Mode	Test Channel	Verdict
11AC80	5290	PASS

Test Mode	Test Channel	Verdict
11AC80	5530	PASS

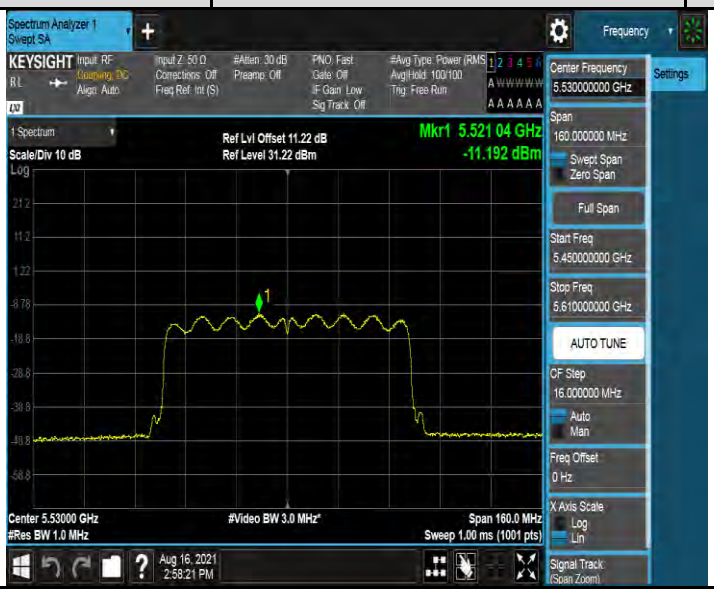

This report shall not be reproduced except in full, without the written approval of UL-CCIC COMPANY LIMITED.

Test Mode	Test Channel	Verdict
11AC80	5610	PASS

Test Mode	Test Channel	Verdict
11AC80	5690_UNII-2C	PASS

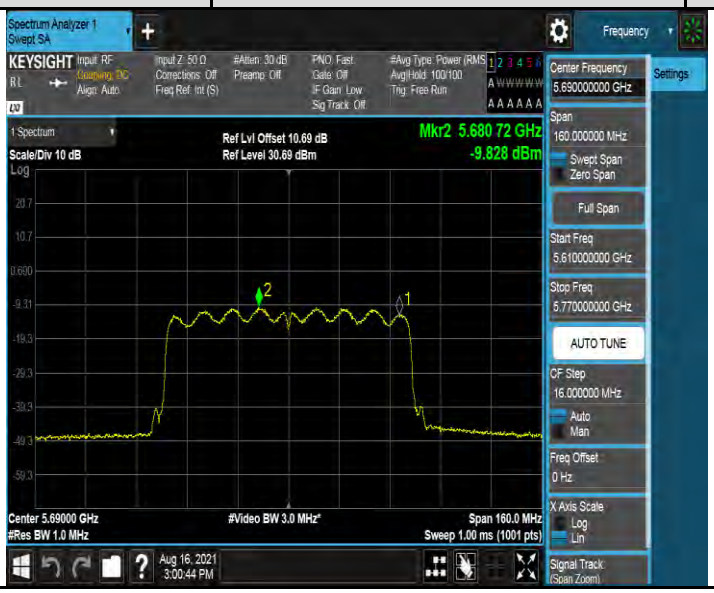

This report shall not be reproduced except in full, without the written approval of UL-CCIC COMPANY LIMITED.

Test Mode	Test Channel	Verdict
11AC80	5690_UNII-3	PASS

Test Mode	Test Channel	Verdict
11AC80	5775	PASS

This report shall not be reproduced except in full, without the written approval of UL-CCIC COMPANY LIMITED.

7. RADIATED TEST RESULTS

LIMITS

Refer to CFR 47 FCC §15.205, §15.209 and §15.407 (b).

Refer to ISED RSS-GEN Clause 8.9, Clause 8.10 and ISED RSS-247 6.2.

Radiation Disturbance Test Limit for FCC (Class B) (9 kHz ~ 1 GHz)

Emissions radiated outside of the specified frequency bands above 30 MHz			
Frequency Range (MHz)	Field Strength Limit (uV/m) at 3 m	Field Strength Limit (dBuV/m) at 3 m	
		Quasi-Peak	
30 - 88	100	40	
88 - 216	150	43.5	
216 - 960	200	46	
Above 960	500	54	
Above 1000	500	Peak	Average
		74	54

FCC Emissions radiated outside of the specified frequency bands below 30 MHz		
Frequency (MHz)	Field strength (microvolts/meter)	Measurement distance (meters)
0.009-0.490	2400/F(kHz)	300
0.490-1.705	24000/F(kHz)	30
1.705-30.0	30	30

ISED General field strength limits at frequencies below 30 MHz

This report shall not be reproduced except in full, without the written approval of UL-CCIC COMPANY LIMITED.

Table 6 – General field strength limits at frequencies below 30 MHz		
Frequency	**Magnetic field strength (H-Field) (μA/m)**	**Measurement distance (m)**
9 - 490 kHz[Note 1]	6.37/F (F in kHz)	300
490 - 1705 kHz	63.7/F (F in kHz)	30
1.705 - 30 MHz	0.08	30

Note 1: The emission limits for the ranges 9-90 kHz and 110-490 kHz are based on measurements employing a linear average detector.

ISED Restricted bands refer to ISED RSS-GEN Clause 8.10

Table 7 – Restricted frequency bands[Note 1]		
MHz	**MHz**	**GHz**
0.090 - 0.110	149.9 - 150.05	9.0 - 9.2
0.495 - 0.505	156.52475 - 156.52525	9.3 - 9.5
2.1735 - 2.1905	156.7 - 156.9	10.6 - 12.7
3.020 - 3.026	162.0125 - 167.17	13.25 - 13.4
4.125 - 4.128	167.72 - 173.2	14.47 - 14.5
4.17725 - 4.17775	240 – 285	15.35 - 16.2
4.20725 - 4.20775	322 - 335.4	17.7 - 21.4
5.677 - 5.683	399.9 - 410	22.01 - 23.12
6.215 - 6.218	608 - 614	23.6 - 24.0
6.26775 - 6.26825	960 - 1427	31.2 - 31.8
6.31175 - 6.31225	1435 - 1626.5	36.43 - 36.5
8.291 - 8.294	1645.5 - 1646.5	Above 38.6
8.362 - 8.366	1660 - 1710	
8.37625 - 8.38675	1718.8 - 1722.2	
8.41425 - 8.41475	2200 - 2300	
12.29 - 12.293	2310 - 2390	
12.51975 - 12.52025	2483.5 - 2500	
12.57675 - 12.57725	2655 - 2900	
13.36 - 13.41	3260 – 3267	
16.42 - 16.423	3332 - 3339	
16.69475 - 16.69525	3345.8 - 3358	
16.80425 - 16.80475	3500 - 4400	
25.5 - 25.67	4500 - 5150	
37.5 - 38.25	5350 - 5460	
73 - 74.6	7250 - 7750	
74.8 - 75.2	8025 – 8500	
108 – 138		

Note 1: Certain frequency bands listed in table 7 and in bands above 38.6 GHz are designated for licence-exempt applications. These frequency bands and the requirements that apply to related devices are set out in the 200 and 300 series of RSSs.

FCC Restricted bands of operation refer to FCC §15.205 (a):

This report shall not be reproduced except in full, without the written approval of UL-CCIC COMPANY LIMITED.

MHz	MHz	MHz	GHz
0.090-0.110	16.42-16.423	399.9-410	4.5-5.15
[1]0.495-0.505	16.69475-16.69525	608-614	5.35-5.46
2.1735-2.1905	16.80425-16.80475	960-1240	7.25-7.75
4.125-4.128	25.5-25.67	1300-1427	8.025-8.5
4.17725-4.17775	37.5-38.25	1435-1626.5	9.0-9.2
4.20725-4.20775	73-74.6	1645.5-1646.5	9.3-9.5
6.215-6.218	74.8-75.2	1660-1710	10.6-12.7
6.26775-6.26825	108-121.94	1718.8-1722.2	13.25-13.4
6.31175-6.31225	123-138	2200-2300	14.47-14.5
8.291-8.294	149.9-150.05	2310-2390	15.35-16.2
8.362-8.366	156.52475-156.52525	2483.5-2500	17.7-21.4
8.37625-8.38675	156.7-156.9	2690-2900	22.01-23.12
8.41425-8.41475	162.0125-167.17	3260-3267	23.6-24.0
12.29-12.293	167.72-173.2	3332-3339	31.2-31.8
12.51975-12.52025	240-285	3345.8-3358	36.43-36.5
12.57675-12.57725	322-335.4	3600-4400	([2])
13.36-13.41			

Remark: [1]Until February 1, 1999, this restricted band shall be 0.490-0.510 MHz.
[2]Above 38.6c

Limits of unwanted/undesirable emission out of the restricted bands refer to CFR 47 FCC §15.407 (b) and ISED RSS-247 6.2.

LIMITS OF RADIATED EMISSION MEASUREMENT (Above 1GHz)		
Frequency Range (MHz)	EIRP Limit	Field Strength Limit (dBuV/m) at 3 m
5150~5250 MHz	PK: -27 (dBm/MHz)	PK:68.2(dBμV/m)
5250~5350 MHz		
5470~5725 MHz		
5725~5850 MHz	PK: -27 (dBm/MHz) *1 PK: 10 (dBm/MHz) *2 PK: 15.6 (dBm/MHz) *3 PK: 27 (dBm/MHz) *4	PK: 68.2(dBμV/m) *1 PK: 105.2 (dBμV/m) *2 PK: 110.8(dBμV/m) *3 PK: 122.2 (dBμV/m) *4
Remark: *1 beyond 75 MHz or more above of the band edge. *2 below the band edge increasing linearly to 10 dBm/MHz at 25 MHz above. *3 below the band edge increasing linearly to a level of 15.6 dBm/MHz at 5 MHz above. *4 from 5 MHz above or below the band edge increasing linearly to a level of 27 dBm/MHz at the band edge.		

This report shall not be reproduced except in full, without the written approval of UL-CCIC COMPANY LIMITED.

TEST SETUP AND PROCEDURE

Below 30 MHz

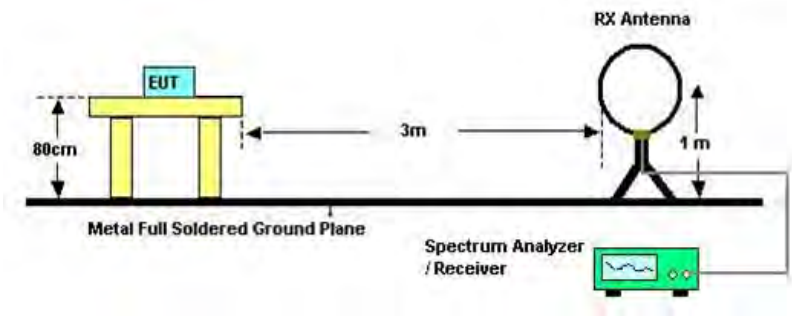

The setting of the spectrum analyser

RBW	200 Hz (From 9 kHz to 0.15 MHz) / 9 kHz (From 0.15 MHz to 30 MHz)
VBW	200 Hz (From 9 kHz to 0.15 MHz) / 9 kHz (From 0.15 MHz to 30 MHz)
Sweep	Auto
Trace	Max hold

1. The testing follows the guidelines in ANSI C63.10-2013 and KDB 414788.

2. The EUT was arranged to its worst case and then turntable (from 0 degree to 360 degrees) to find the maximum reading. A pre-amp and a high pass filter are used for the test in order to get better signal level. Both Horizontal, Face-on and Face-off polarizations of the antenna are set to make the measurement.

3. The EUT was placed on a turntable with 80 cm above ground.

4. The EUT was set 3 meters from the interference receiving antenna, which was mounted on the top of a 1 m height antenna tower.

5. The radiated emission limits are based on measurements employing a CISPR quasi-peak detector except for the frequency bands 9-90 kHz, 110-490 kHz and above 1000 MHz. Radiated emission limits in these three bands are based on measurements employing an average detector.

6. For measurement below 1 GHz, the initial step in collecting conducted emission data is a spectrum analyzer peak detector mode pre-scanning the measurement frequency range. Significant peaks are then marked and then Quasi Peak and average detector mode re-measured. If the emission level of the EUT measured by the peak detector is 3 dB lower than the applicable limit, the peak emission level will be reported. Otherwise, the emission measurement will be repeated using the quasi-peak and average detector and reported.

7. Although these tests were performed other than open field site, adequate comparison measurements were confirmed against 30 m open field site. Therefore sufficient tests were made to demonstrate that the alternative site produces results that correlate with the ones of tests made in an open field site based on KDB 414788.

8. The limits in CFR 47, Part 15, Subpart C, paragraph 15.209 (a), are identical to those in RSS-GEN Section 8.9, Table 6, since the measurements are performed in terms of magnetic field strength and converted to electric field strength levels (as reported in the table) using the free space impedance of 377 Ω. For example, the measurement frequency X kHz resulted in a level of Y dBuV/m, which is equivalent to Y-51.5 = Z dBuA/m, which has the same margin, W dB, to the corresponding RSS-GEN Table 6 limit as it has to be 15.209(a) limit.

This report shall not be reproduced except in full, without the written approval of UL-CCIC COMPANY LIMITED.

Below 1 GHz and above 30 MHz

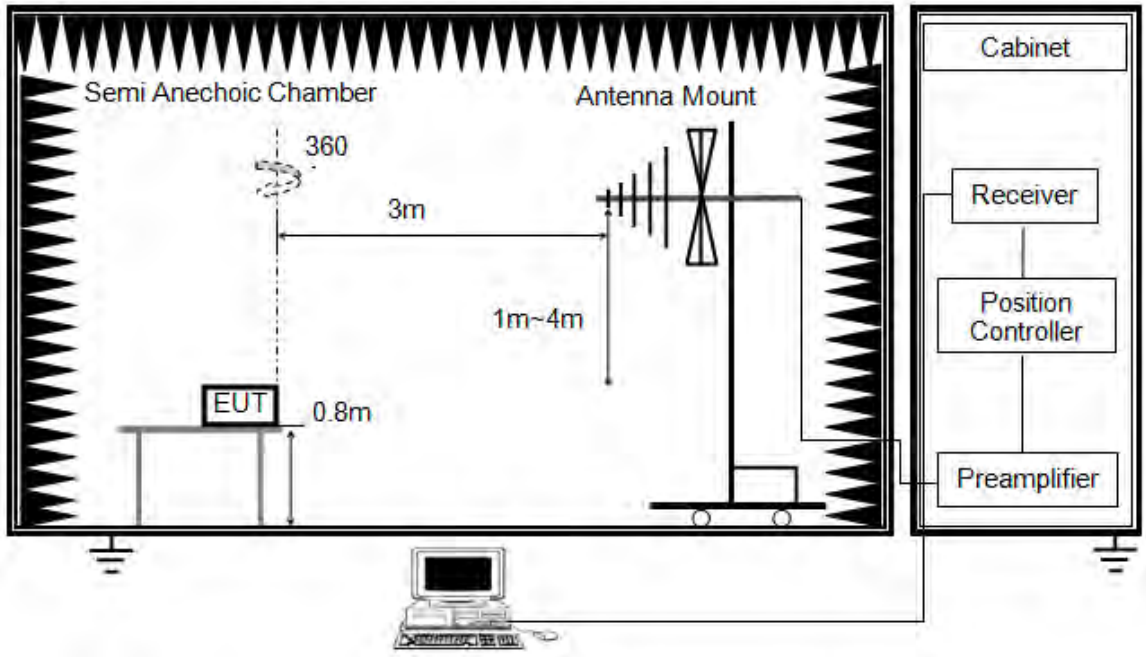

The setting of the spectrum analyser

RBW	120 kHz
VBW	300 kHz
Sweep	Auto
Detector	Peak/QP
Trace	Max hold

1. The testing follows the guidelines in ANSI C63.10-2013 clause 11.11.

2. The EUT was arranged to its worst case and then tune the antenna tower (from 1 m to 4 m) and turntable (from 0 degree to 360 degrees) to find the maximum reading. A pre-amp and a high pass filter are used for the test in order to get better signal level. Both horizontal and vertical polarizations of the antenna are set to make the measurement.

3. The EUT was placed on a turntable with 80 cm above ground.

4. The EUT was set 3 meters from the interference receiving antenna, which was mounted on the top of a variable height antenna tower.

5. For measurement below 1 GHz, the initial step in collecting conducted emission data is a spectrum analyzer peak detector mode pre-scanning the measurement frequency range. Significant peaks are then marked and then Quasi Peak detector mode re-measured. If the emission level of the EUT measured by the peak detector is 3 dB lower than the applicable limit, the peak emission level will be reported. Otherwise, the emission measurement will be repeated using the quasi-peak detector and reported.

This report shall not be reproduced except in full, without the written approval of UL-CCIC COMPANY LIMITED.

Above 1G

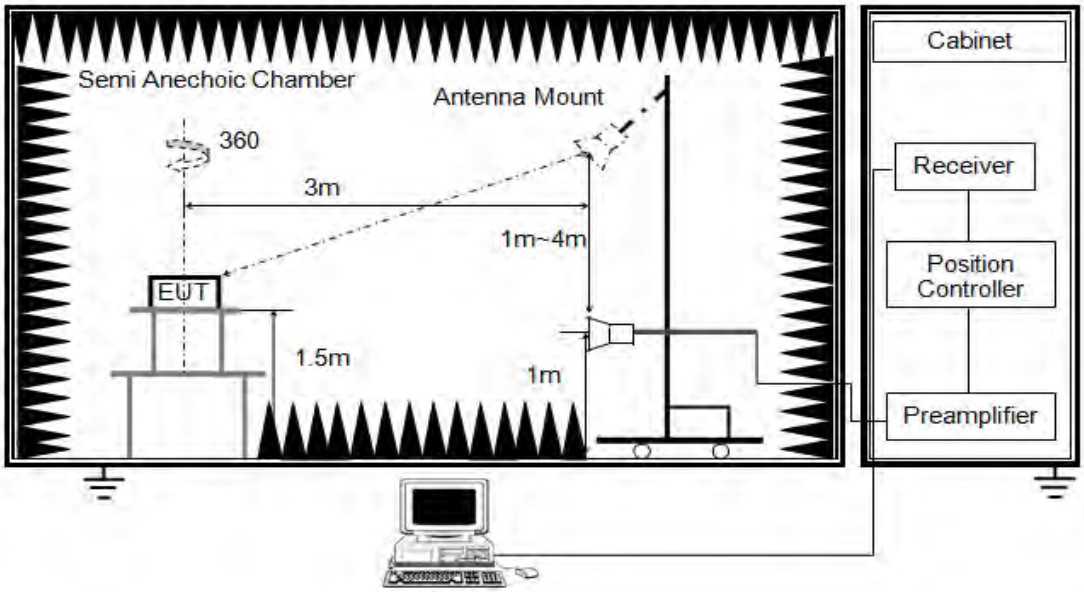

The setting of the spectrum analyzer

RBW	1MHz
VBW	PEAK: 3MHz AVG: see Remark 6
Sweep	Auto
Detector	Peak
Trace	Max hold

1. The testing follows the guidelines in ANSI C63.10-2013.

2. The EUT was arranged to its worst case and then tune the antenna tower (from 1 m to 4 m) and turntable (from 0 degree to 360 degrees) to find the maximum reading. A pre-amp and a high pass filter are used for the test in order to get better signal level. Both horizontal and vertical polarizations of the Antenna 1re set to make the measurement.

3. The EUT was placed on a turntable with 1.5m above ground.

4. The EUT was set 3 meters from the interference receiving antenna, which was mounted on the top of a variable height antenna tower.

5. For measurement above 1GHz, the emission measurement will be measured by the peak detector. This peak level, once corrected, must comply with the limit specified in Section 15.209.

6. For measurements above 1 GHz the resolution bandwidth is set to 1 MHz, then the video bandwidth is set to 3 MHz for peak measurements and 1 MHz resolution bandwidth with 1/T video bandwidth with peak detector. For the Duty Cycle please refer to clause 6.2. ON TIME AND DUTY CYCLE.

This report shall not be reproduced except in full, without the written approval of UL-CCIC COMPANY LIMITED.

X axis, Y axis, Z axis positions:

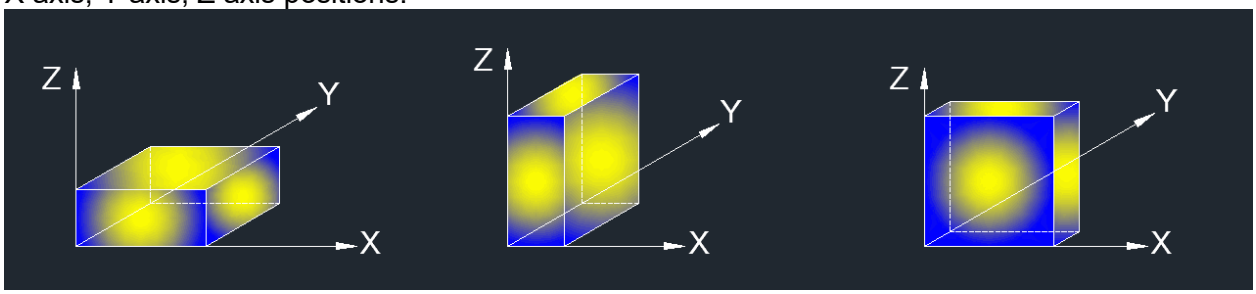

Remark 1: For all radiated test, EUT in each of three orthogonal axis emissions had been tested, but only the worst case (X axis) data recorded in the report.

This report shall not be reproduced except in full, without the written approval of UL-CCIC COMPANY LIMITED.

7.1. RESTRICTED BANDEDGE

TEST ENVIRONMENT

Environment Parameter	Selected Values During Tests
Relative Humidity	60%
Atmospheric Pressure:	100.2kPa
Temperature	25°C
Test date	08/25/2021-08/26/2021

This report shall not be reproduced except in full, without the written approval of UL-CCIC COMPANY LIMITED.

TEST RESULT TABLE

Test Mode	Antenna	Channel	Puw(dBm)	Verdict
11A	Ant1	5180	<Limit	PASS
		5320	<Limit	PASS
		5500	<Limit	PASS
		5700	<Limit	PASS
		5720	<Limit	PASS
		5745	<Limit	PASS
		5825	<Limit	PASS
11AC20MIMO	Ant1+2	5180	<Limit	PASS
		5320	<Limit	PASS
		5500	<Limit	PASS
		5700	<Limit	PASS
		5720	<Limit	PASS
		5745	<Limit	PASS
		5825	<Limit	PASS
11AC40MIMO	Ant1+2	5190	<Limit	PASS
		5310	<Limit	PASS
		5510	<Limit	PASS
		5670	<Limit	PASS
		5710	<Limit	PASS
		5755	<Limit	PASS
		5795	<Limit	PASS
11AC80MIMO	Ant1+2	5210	<Limit	PASS
		5290	<Limit	PASS
		5530	<Limit	PASS
		5690	<Limit	PASS
		5775	<Limit	PASS

Remark: Since 802.11ac VHT20/VHT40 modes are different from 802.11n HT20/HT40 only in control messages, so all the tests are performed on the worst case (802.11ac VHT20/802.11ac VHT40) mode between these 4 modes and only the worst data was recorded in this report.

This report shall not be reproduced except in full, without the written approval of UL-CCIC COMPANY LIMITED.

TEST GRAPHS:

Test Mode	Channel	Polarization	Verdict
11A	5180	Horizontal	PASS

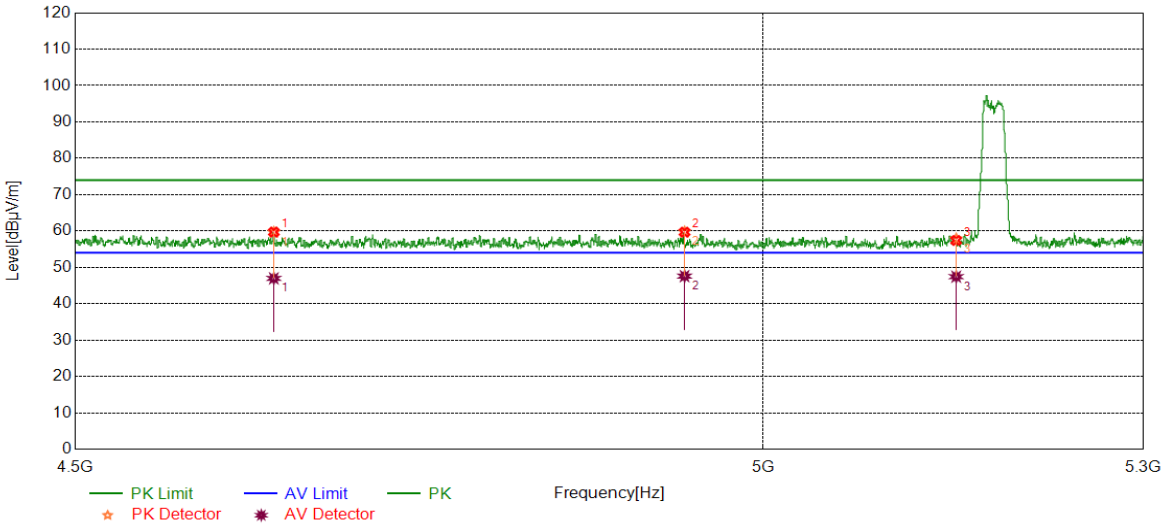

No.	Frequency (MHz)	Reading Level (dBuV/m)	Correct Factor (dB)	Result (dBuV/m)	Limit (dBuV/m)	Margin (dB)	Remark
1	4638.8939	40.16	19.55	59.71	74.00	-14.29	peak
		27.42	19.55	46.97	54.00	-7.03	average
2	4940.1240	39.34	20.34	59.68	74.00	-14.32	peak
		27.25	20.34	47.59	54.00	-6.41	average
3	5150.0000	37.48	19.91	57.39	74.00	-16.61	peak
		27.53	19.91	47.44	54.00	-6.56	average

Remark: 1. If Peak Result complies with AV limit, AV Result is deemed to comply with AV limit.
2. Test setup: RBW: 1 MHz, VBW: 3 MHz, Sweep time: auto.
3. Measurement = Reading Level + Correct Factor.
4. Only the worst case emission was recorded, if it complies with the limit, the other emissions deemed to comply with the limit.

This report shall not be reproduced except in full, without the written approval of UL-CCIC COMPANY LIMITED.

Test Mode	Channel	Polarization	Verdict
11A	5180	Vertical	PASS

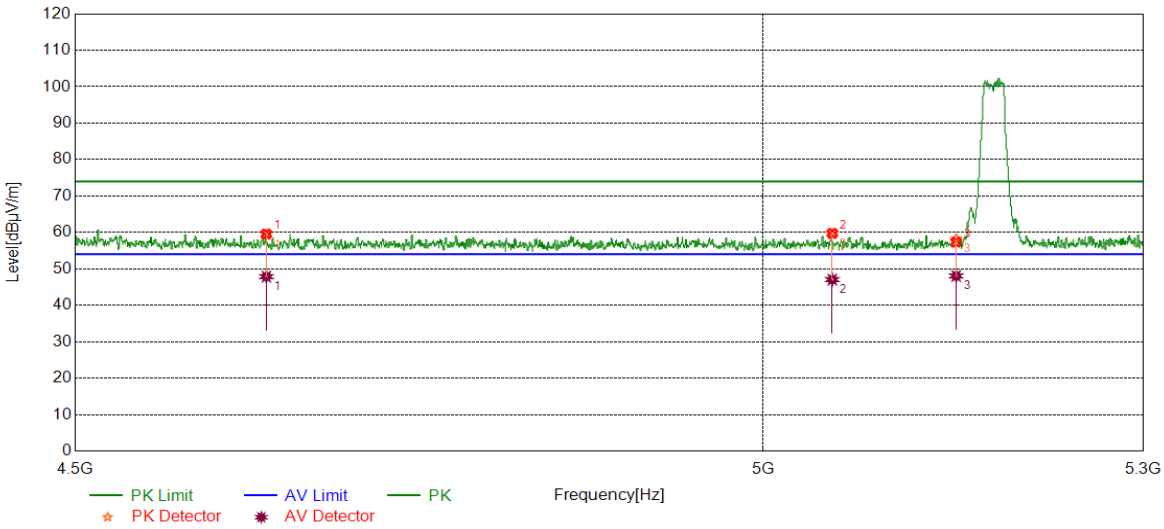

No.	Frequency (MHz)	Reading Level (dBuV/m)	Correct Factor (dB)	Result (dBuV/m)	Limit (dBuV/m)	Margin (dB)	Remark
1	4633.6134	40.03	19.55	59.58	74.00	-14.42	peak
		28.32	19.55	47.87	54.00	-6.13	average
2	5053.1753	40.14	19.64	59.78	74.00	-14.22	peak
		27.42	19.64	47.06	54.00	-6.94	average
3	5150.0000	37.41	19.91	57.32	74.00	-16.68	peak
		28.14	19.91	48.05	54.00	-5.95	average

Remark: 1. If Peak Result complies with AV limit, AV Result is deemed to comply with AV limit.
2. Test setup: RBW: 1 MHz, VBW: 3 MHz, Sweep time: auto.
3. Measurement = Reading Level + Correct Factor.
4. Only the worst case emission was recorded, if it complies with the limit, the other emissions deemed to comply with the limit.

This report shall not be reproduced except in full, without the written approval of UL-CCIC COMPANY LIMITED.

Test Mode	Channel	Polarization	Verdict
11A	5320	Horizontal	PASS

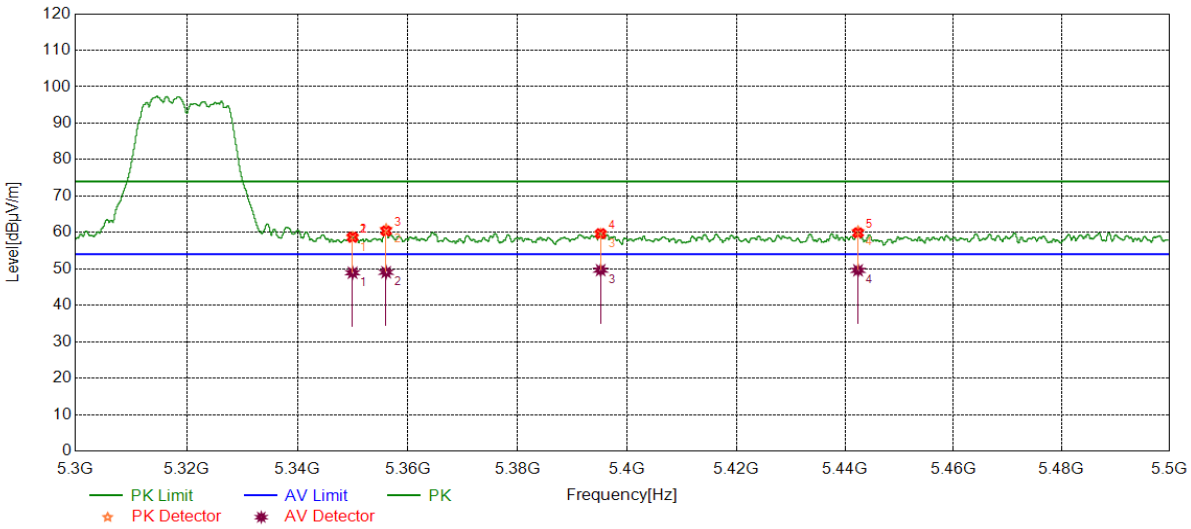

No.	Frequency (MHz)	Reading Level (dBuV/m)	Correct Factor (dB)	Result (dBuV/m)	Limit (dBuV/m)	Margin (dB)	Remark
1	5350.0000	38.00	20.70	58.70	74.00	-15.30	peak
		28.24	20.70	48.94	54.00	-5.06	average
2	5356.0856	39.65	20.73	60.38	74.00	-13.62	peak
		28.35	20.73	49.08	54.00	-4.92	average
3	5395.1495	38.60	21.09	59.69	74.00	-14.31	peak
		28.57	21.09	49.66	54.00	-4.34	average
4	5442.3942	38.88	21.01	59.89	74.00	-14.11	peak
		28.59	21.01	49.60	54.00	-4.40	average

Remark: 1. If Peak Result complies with AV limit, AV Result is deemed to comply with AV limit.
2. Test setup: RBW: 1 MHz, VBW: 3 MHz, Sweep time: auto.
3. Measurement = Reading Level + Correct Factor.
4. Only the worst case emission was recorded, if it complies with the limit, the other emissions deemed to comply with the limit.

This report shall not be reproduced except in full, without the written approval of UL-CCIC COMPANY LIMITED.

Test Mode	Channel	Polarization	Verdict
11A	5320	Vertical	PASS

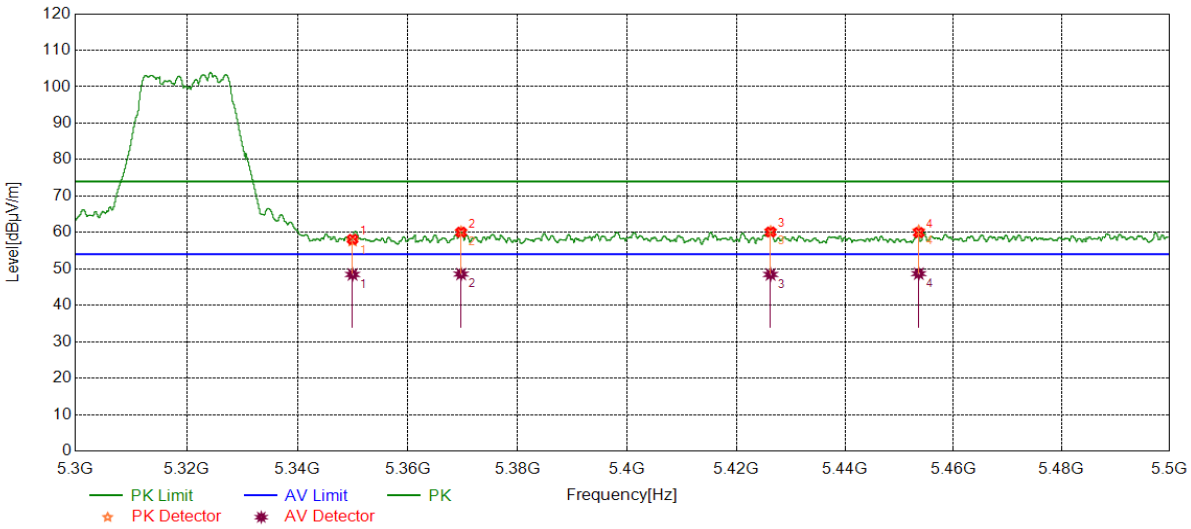

No.	Frequency (MHz)	Reading Level (dBuV/m)	Correct Factor (dB)	Result (dBuV/m)	Limit (dBuV/m)	Margin (dB)	Remark
1	5350.0000	37.41	20.70	58.11	74.00	-15.89	peak
		27.76	20.70	48.46	54.00	-5.54	average
2	5369.7070	39.15	20.92	60.07	74.00	-13.93	peak
		27.65	20.92	48.57	54.00	-5.43	average
3	5426.2926	39.19	20.92	60.11	74.00	-13.89	peak
		27.54	20.92	48.46	54.00	-5.54	average
4	5453.5954	38.93	21.02	59.95	74.00	-14.05	peak
		27.67	21.02	48.69	54.00	-5.31	average

Remark: 1. If Peak Result complies with AV limit, AV Result is deemed to comply with AV limit.
2. Test setup: RBW: 1 MHz, VBW: 3 MHz, Sweep time: auto.
3. Measurement = Reading Level + Correct Factor.
4. Only the worst case emission was recorded, if it complies with the limit, the other emissions deemed to comply with the limit.

This report shall not be reproduced except in full, without the written approval of UL-CCIC COMPANY LIMITED.

Test Mode	Channel	Polarization	Verdict
11A	5500	Horizontal	PASS

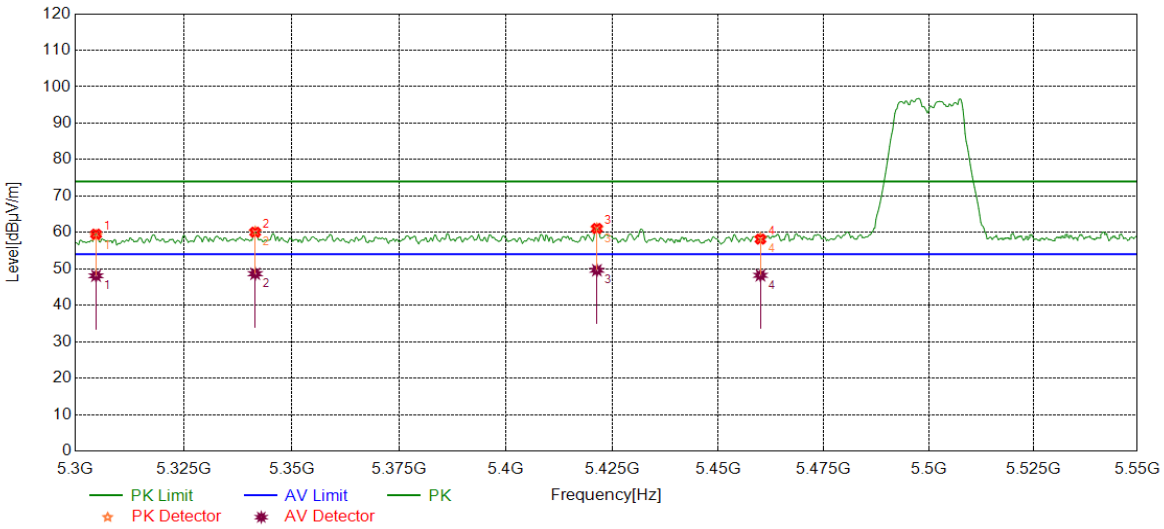

No.	Frequency (MHz)	Reading Level (dBuV/m)	Correct Factor (dB)	Result (dBuV/m)	Limit (dBuV/m)	Margin (dB)	Remark
1	5304.7548	38.58	20.58	59.16	74.00	-14.84	peak
		27.52	20.58	48.10	54.00	-5.90	average
2	5341.5415	39.42	20.69	60.11	74.00	-13.89	peak
		27.97	20.69	48.66	54.00	-5.34	average
3	5421.3714	40.08	20.94	61.02	74.00	-12.98	peak
		28.69	20.94	49.63	54.00	-4.37	average
4	5460.0000	37.32	21.03	58.35	74.00	-15.65	peak
		27.20	21.03	48.23	54.00	-5.77	average

Remark: 1. If Peak Result complies with AV limit, AV Result is deemed to comply with AV limit.
2. Test setup: RBW: 1 MHz, VBW: 3 MHz, Sweep time: auto.
3. Measurement = Reading Level + Correct Factor.
4. Only the worst case emission was recorded, if it complies with the limit, the other emissions deemed to comply with the limit.

This report shall not be reproduced except in full, without the written approval of UL-CCIC COMPANY LIMITED.

Test Mode	Channel	Polarization	Verdict
11A	5500	Vertical	PASS

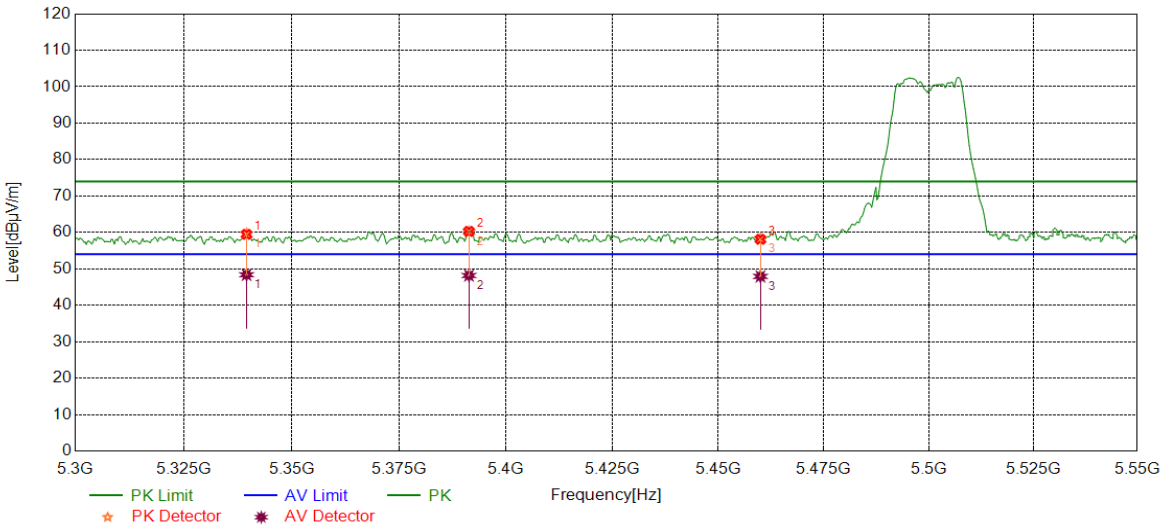

No.	Frequency (MHz)	Reading Level (dBuV/m)	Correct Factor (dB)	Result (dBuV/m)	Limit (dBuV/m)	Margin (dB)	Remark
1	5339.5395	38.91	20.68	59.59	74.00	-14.41	peak
		27.69	20.68	48.37	54.00	-5.63	average
2	5391.3413	39.04	21.14	60.18	74.00	-13.82	peak
		27.03	21.14	48.17	54.00	-5.83	average
3	5460.0000	37.21	21.03	58.24	74.00	-15.76	peak
		26.89	21.03	47.92	54.00	-6.08	average

Remark: 1. If Peak Result complies with AV limit, AV Result is deemed to comply with AV limit.
2. Test setup: RBW: 1 MHz, VBW: 3 MHz, Sweep time: auto.
3. Measurement = Reading Level + Correct Factor.
4. Only the worst case emission was recorded, if it complies with the limit, the other emissions deemed to comply with the limit.

This report shall not be reproduced except in full, without the written approval of UL-CCIC COMPANY LIMITED.

Test Mode	Channel	Polarization	Verdict
11A	5745	Horizontal	PASS

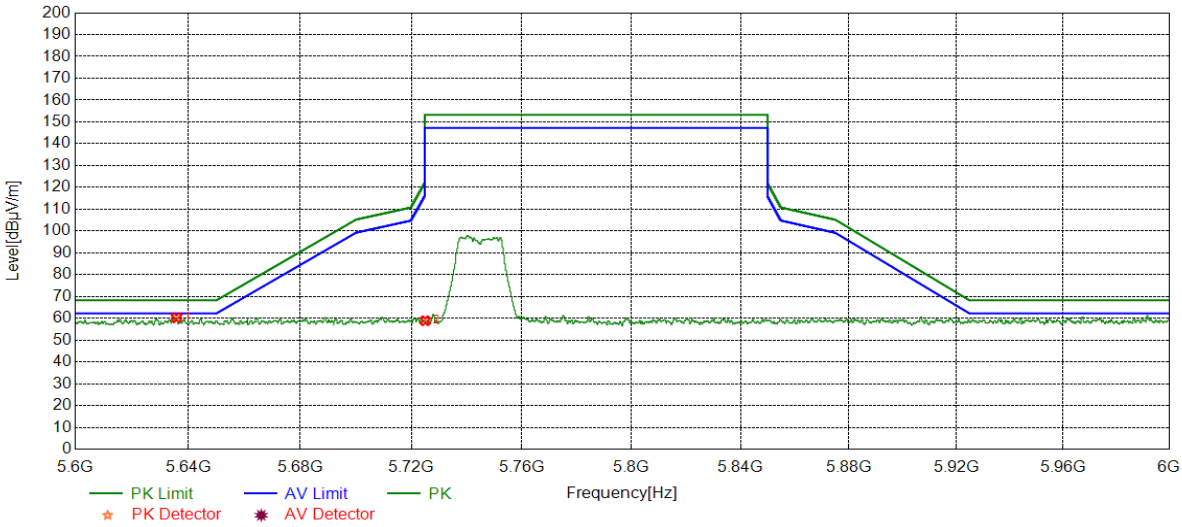

No.	Frequency	Reading Level	Correct Factor	Result	Limit	Margin	Remark
	(MHz)	(dBuV/m)	(dB)	(dBuV/m)	(dBuV/m)	(dB)	
1	5635.8436	38.79	21.47	60.26	68.20	-7.94	peak
2	5725.0000	37.25	21.62	58.87	122.20	-63.33	peak

Remark: 1. If Peak Result complies with AV limit, AV Result is deemed to comply with AV limit.
2. Test setup: RBW: 1 MHz, VBW: 3 MHz, Sweep time: auto.
3. Measurement = Reading Level + Correct Factor.
4. Only the worst case emission was recorded, if it complies with the limit, the other emissions deemed to comply with the limit.

This report shall not be reproduced except in full, without the written approval of UL-CCIC COMPANY LIMITED.

Test Mode	Channel	Polarization	Verdict
11A	5745	Vertical	PASS

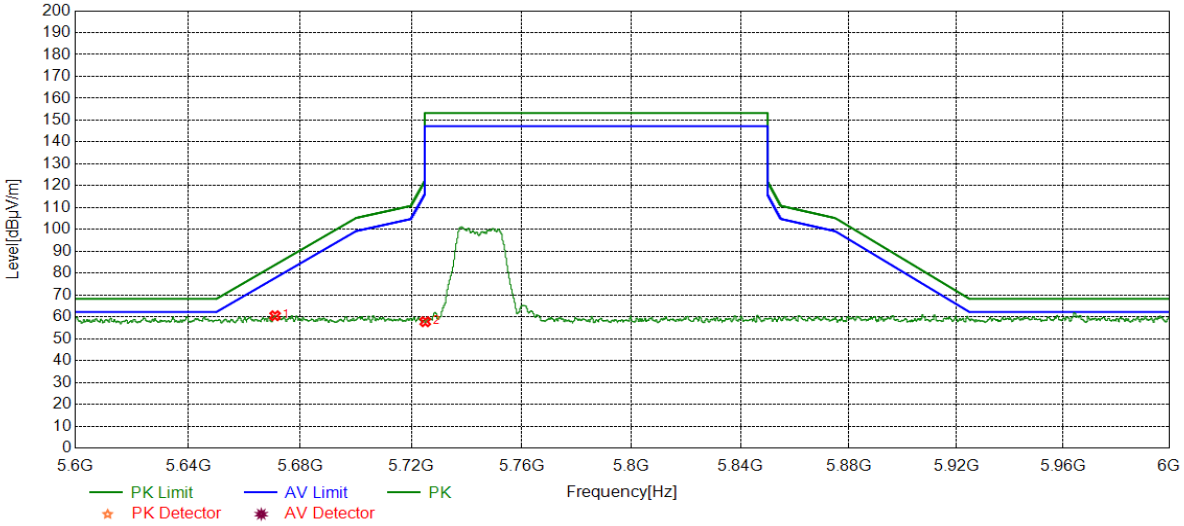

No.	Frequency	Reading Level	Correct Factor	Result	Limit	Margin	Remark
	(MHz)	(dBuV/m)	(dB)	(dBuV/m)	(dBuV/m)	(dB)	
1	5671.0071	38.74	21.78	60.52	83.78	-23.26	peak
2	5725.0000	36.17	21.62	57.79	122.20	-64.41	peak

Remark: 1. If Peak Result complies with AV limit, AV Result is deemed to comply with AV limit.
2. Test setup: RBW: 1 MHz, VBW: 3 MHz, Sweep time: auto.
3. Measurement = Reading Level + Correct Factor.
4. Only the worst case emission was recorded, if it complies with the limit, the other emissions deemed to comply with the limit.

This report shall not be reproduced except in full, without the written approval of UL-CCIC COMPANY LIMITED.

Test Mode	Channel	Polarization	Verdict
11A	5825	Horizontal	PASS

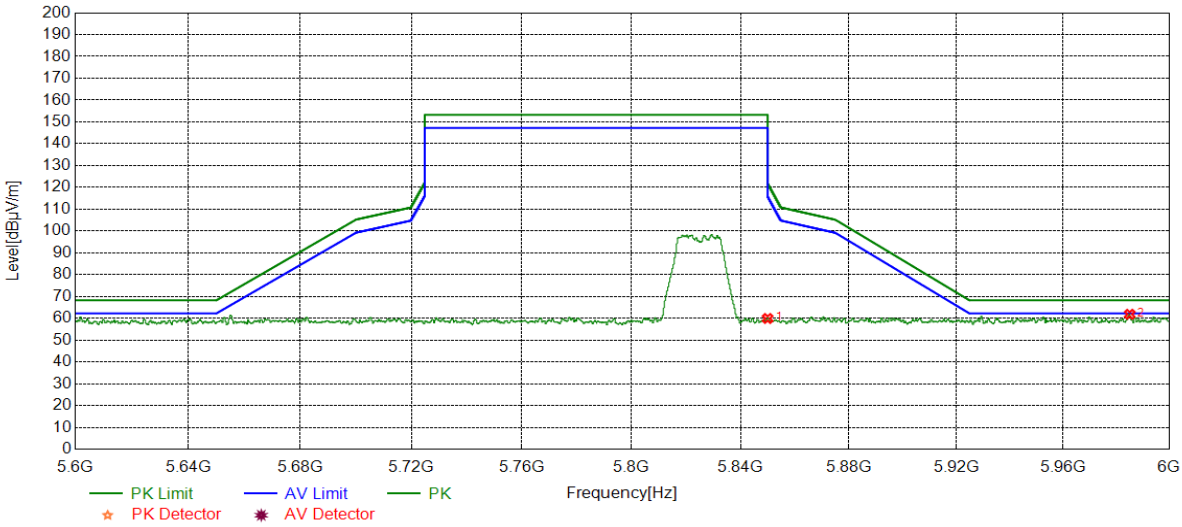

No.	Frequency	Reading Level	Correct Factor	Result	Limit	Margin	Remark
	(MHz)	(dBuV/m)	(dB)	(dBuV/m)	(dBuV/m)	(dB)	
1	5850.0000	37.92	21.98	59.90	122.20	-62.30	peak
2	5985.1985	39.65	22.20	61.85	68.20	-6.35	peak

Remark: 1. If Peak Result complies with AV limit, AV Result is deemed to comply with AV limit.
2. Test setup: RBW: 1 MHz, VBW: 3 MHz, Sweep time: auto.
3. Measurement = Reading Level + Correct Factor.
4. Only the worst case emission was recorded, if it complies with the limit, the other emissions deemed to comply with the limit.

This report shall not be reproduced except in full, without the written approval of UL-CCIC COMPANY LIMITED.

Test Mode	Channel	Polarization	Verdict
11A	5825	Vertical	PASS

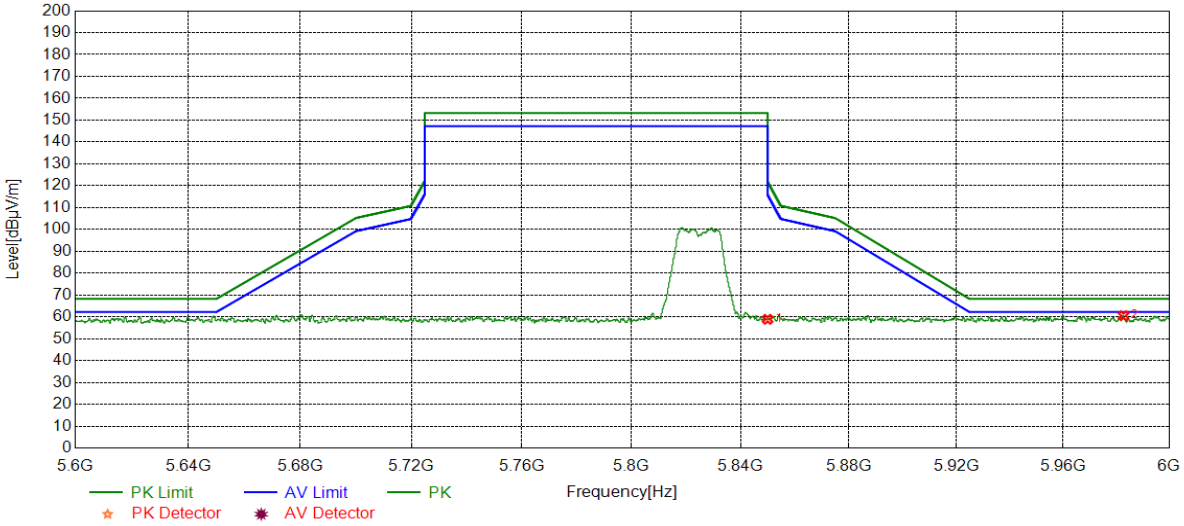

No.	Frequency	Reading Level	Correct Factor	Result	Limit	Margin	Remark
	(MHz)	(dBuV/m)	(dB)	(dBuV/m)	(dBuV/m)	(dB)	
1	5850.0000	36.91	21.98	58.89	122.20	-63.31	peak
2	5982.8383	38.31	22.21	60.52	68.20	-7.68	peak

Remark: 1. If Peak Result complies with AV limit, AV Result is deemed to comply with AV limit.
2. Test setup: RBW: 1 MHz, VBW: 3 MHz, Sweep time: auto.
3. Measurement = Reading Level + Correct Factor.
4. Only the worst case emission was recorded, if it complies with the limit, the other emissions deemed to comply with the limit.

This report shall not be reproduced except in full, without the written approval of UL-CCIC COMPANY LIMITED.

Test Mode	Channel	Polarization	Verdict
11AC20	5180	Horizontal	PASS

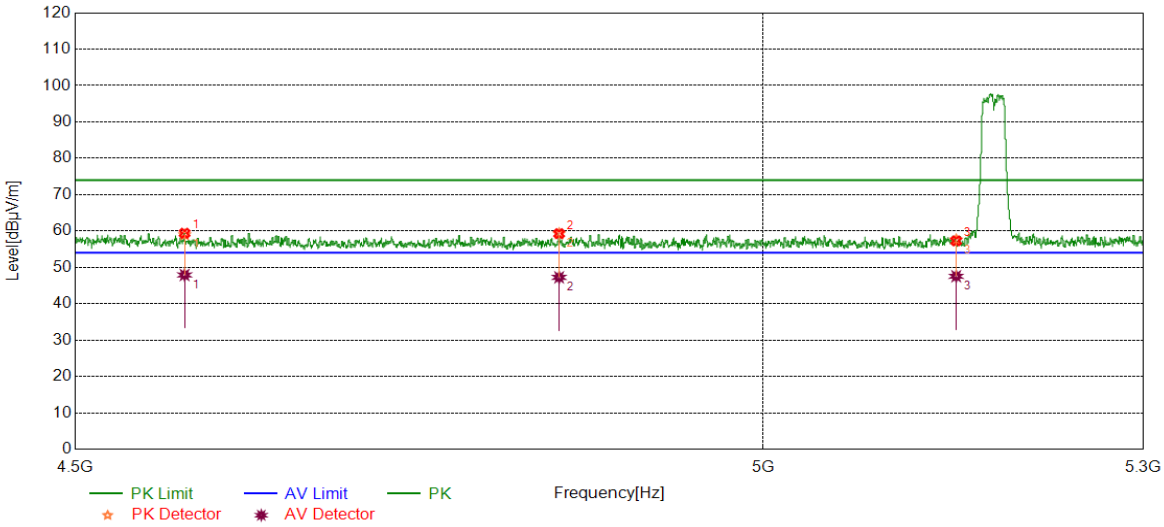

No.	Frequency (MHz)	Reading Level (dBuV/m)	Correct Factor (dB)	Result (dBuV/m)	Limit (dBuV/m)	Margin (dB)	Remark
1	4575.9276	39.54	19.85	59.39	74.00	-14.61	peak
		28.06	19.85	47.91	54.00	-6.09	average
2	4846.1146	39.47	19.81	59.28	74.00	-14.72	peak
		27.44	19.81	47.25	54.00	-6.75	average
3	5150.0000	37.37	19.91	57.28	74.00	-16.72	peak
		27.64	19.91	47.55	54.00	-6.45	average

Remark: 1. If Peak Result complies with AV limit, AV Result is deemed to comply with AV limit.
2. Test setup: RBW: 1 MHz, VBW: 3 MHz, Sweep time: auto.
3. Measurement = Reading Level + Correct Factor.
4. Only the worst case emission was recorded, if it complies with the limit, the other emissions deemed to comply with the limit.

This report shall not be reproduced except in full, without the written approval of UL-CCIC COMPANY LIMITED.

Test Mode	Channel	Polarization	Verdict
11AC20	5180	Vertical	PASS

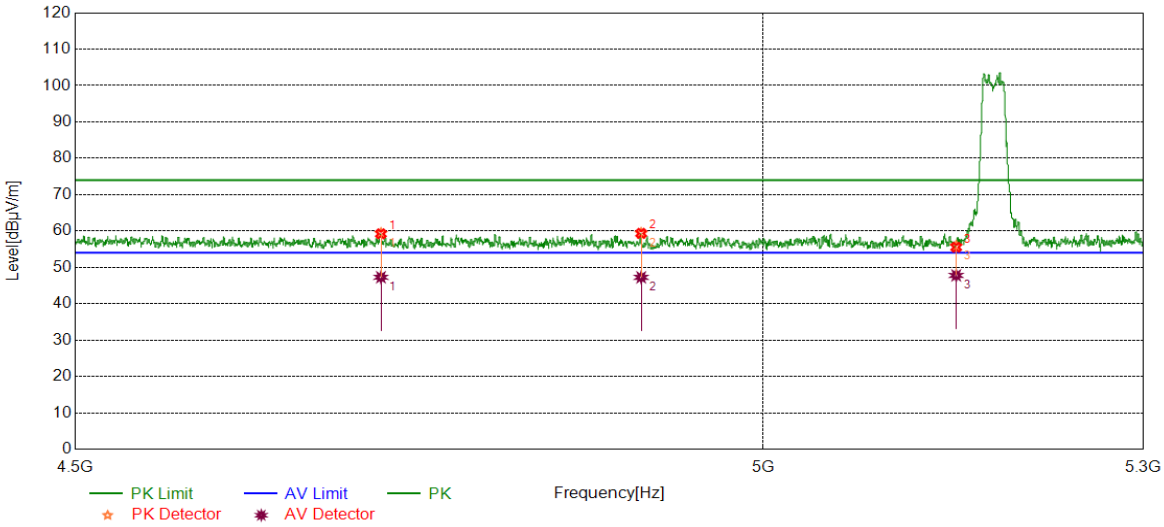

No.	Frequency (MHz)	Reading Level (dBuV/m)	Correct Factor (dB)	Result (dBuV/m)	Limit (dBuV/m)	Margin (dB)	Remark
1	4715.6216	39.52	19.71	59.23	74.00	-14.77	peak
		27.57	19.71	47.28	54.00	-6.72	average
2	4907.4007	39.72	19.63	59.35	74.00	-14.65	peak
		27.63	19.63	47.26	54.00	-6.74	average
3	5150.0000	35.61	19.91	55.52	74.00	-18.48	peak
		27.87	19.91	47.78	54.00	-6.22	average

Remark: 1. If Peak Result complies with AV limit, AV Result is deemed to comply with AV limit.
2. Test setup: RBW: 1 MHz, VBW: 3 MHz, Sweep time: auto.
3. Measurement = Reading Level + Correct Factor.
4. Only the worst case emission was recorded, if it complies with the limit, the other emissions deemed to comply with the limit.

This report shall not be reproduced except in full, without the written approval of UL-CCIC COMPANY LIMITED.

Test Mode	Channel	Polarization	Verdict
11AC20	5320	Horizontal	PASS

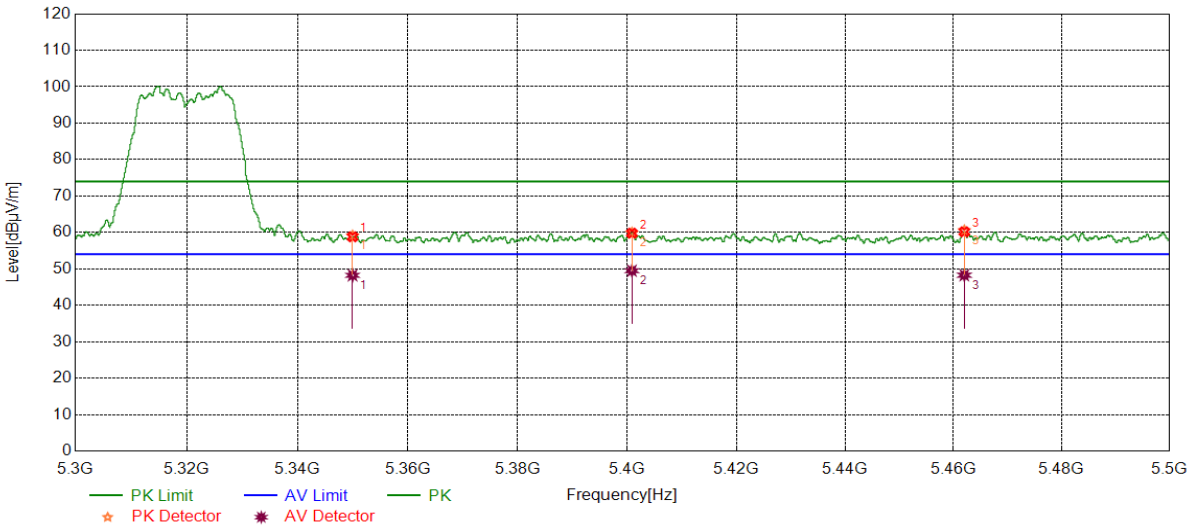

No.	Frequency (MHz)	Reading Level (dBuV/m)	Correct Factor (dB)	Result (dBuV/m)	Limit (dBuV/m)	Margin (dB)	Remark
1	5350.0000	38.09	20.70	58.79	74.00	-15.21	peak
		27.53	20.70	48.23	54.00	-5.77	average
2	5400.8701	38.76	21.04	59.80	74.00	-14.20	peak
		28.46	21.04	49.50	54.00	-4.50	average
3	5462.0162	39.13	21.04	60.17	74.00	-13.83	peak
		27.22	21.04	48.26	54.00	-5.74	average

Remark: 1. If Peak Result complies with AV limit, AV Result is deemed to comply with AV limit.
2. Test setup: RBW: 1 MHz, VBW: 3 MHz, Sweep time: auto.
3. Measurement = Reading Level + Correct Factor.
4. Only the worst case emission was recorded, if it complies with the limit, the other emissions deemed to comply with the limit.

This report shall not be reproduced except in full, without the written approval of UL-CCIC COMPANY LIMITED.

Test Mode	Channel	Polarization	Verdict
11AC20	5320	Vertical	PASS

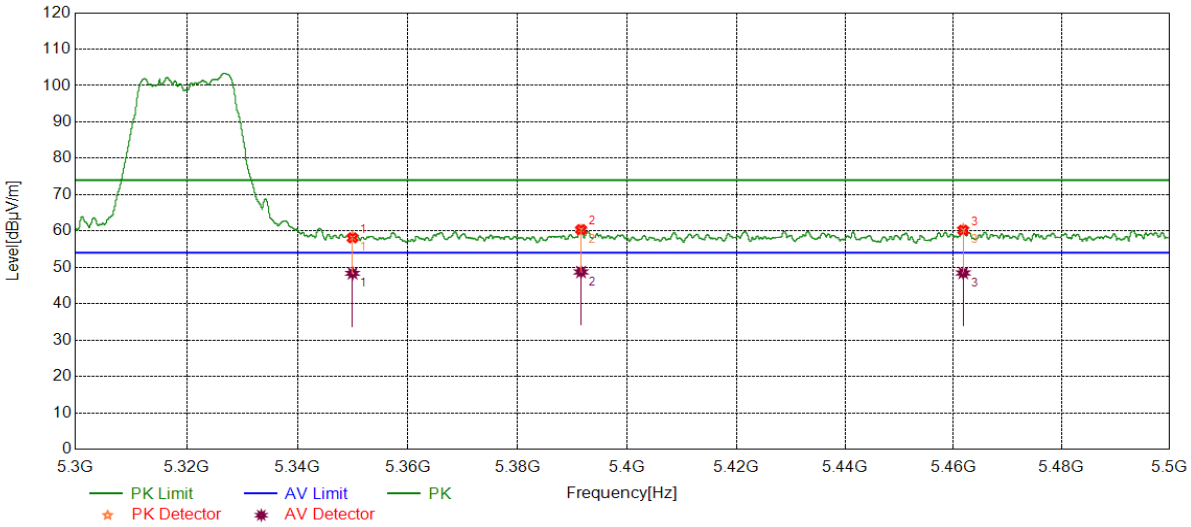

No.	Frequency (MHz)	Reading Level (dBuV/m)	Correct Factor (dB)	Result (dBuV/m)	Limit (dBuV/m)	Margin (dB)	Remark
1	5350.0000	37.42	20.70	58.12	74.00	-15.88	peak
		27.66	20.70	48.36	54.00	-5.64	average
2	5391.5692	39.26	21.13	60.39	74.00	-13.61	peak
		27.61	21.13	48.74	54.00	-5.26	average
3	5461.8162	39.17	21.04	60.21	74.00	-13.79	peak
		27.42	21.04	48.46	54.00	-5.54	average

Remark: 1. If Peak Result complies with AV limit, AV Result is deemed to comply with AV limit.
2. Test setup: RBW: 1 MHz, VBW: 3 MHz, Sweep time: auto.
3. Measurement = Reading Level + Correct Factor.
4. Only the worst case emission was recorded, if it complies with the limit, the other emissions deemed to comply with the limit.

This report shall not be reproduced except in full, without the written approval of UL-CCIC COMPANY LIMITED.

Test Mode	Channel	Polarization	Verdict
11AC20	5500	Horizontal	PASS

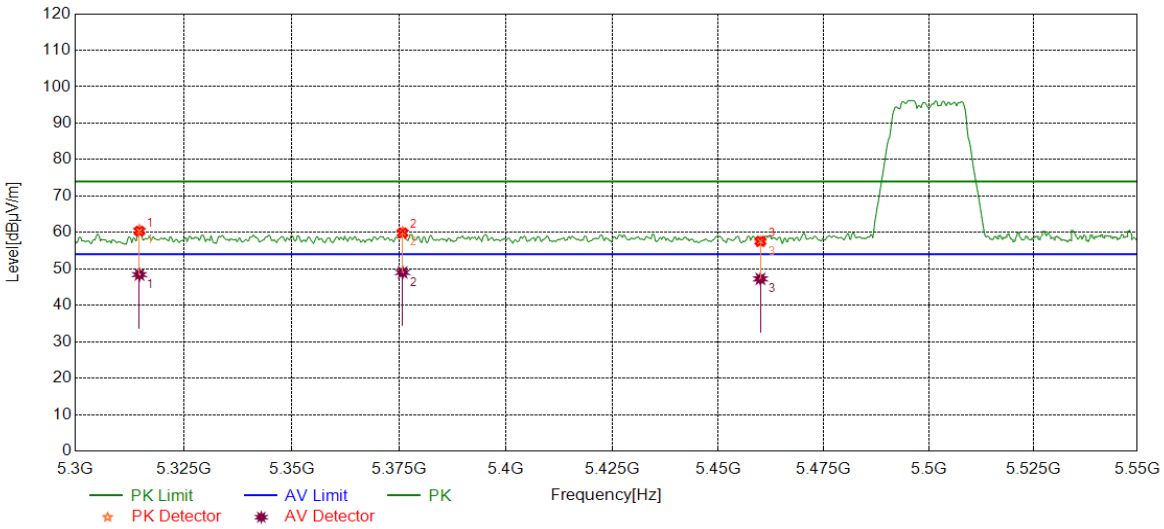

No.	Frequency (MHz)	Reading Level (dBuV/m)	Correct Factor (dB)	Result (dBuV/m)	Limit (dBuV/m)	Margin (dB)	Remark
1	5314.7648	40.07	20.60	60.67	74.00	-13.33	peak
		27.82	20.60	48.42	54.00	-5.58	average
2	5375.8258	39.14	20.92	60.06	74.00	-13.94	peak
		28.10	20.92	49.02	54.00	-4.98	average
3	5460.0000	36.38	21.03	57.41	74.00	-16.59	peak
		26.23	21.03	47.26	54.00	-6.74	average

Remark: 1. If Peak Result complies with AV limit, AV Result is deemed to comply with AV limit.
2. Test setup: RBW: 1 MHz, VBW: 3 MHz, Sweep time: auto.
3. Measurement = Reading Level + Correct Factor.
4. Only the worst case emission was recorded, if it complies with the limit, the other emissions deemed to comply with the limit.

This report shall not be reproduced except in full, without the written approval of UL-CCIC COMPANY LIMITED.

Test Mode	Channel	Polarization	Verdict
11AC20	5500	Vertical	PASS

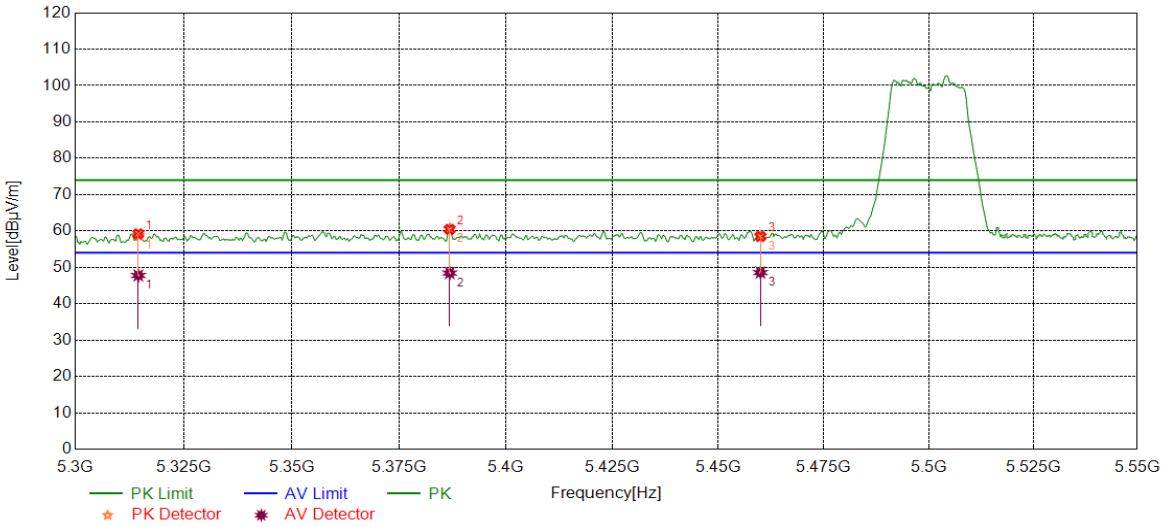

No.	Frequency (MHz)	Reading Level (dBuV/m)	Correct Factor (dB)	Result (dBuV/m)	Limit (dBuV/m)	Margin (dB)	Remark
1	5314.5145	38.19	20.60	58.79	74.00	-15.21	peak
		27.18	20.60	47.78	54.00	-6.22	average
2	5386.8368	39.56	21.08	60.64	74.00	-13.36	peak
		27.36	21.08	48.44	54.00	-5.56	average
	5460.0000	37.47	21.03	58.50	74.00	-15.50	peak
		27.54	21.03	48.57	54.00	-5.43	average

Remark: 1. If Peak Result complies with AV limit, AV Result is deemed to comply with AV limit.
2. Test setup: RBW: 1 MHz, VBW: 3 MHz, Sweep time: auto.
3. Measurement = Reading Level + Correct Factor.
4. Only the worst case emission was recorded, if it complies with the limit, the other emissions deemed to comply with the limit.

This report shall not be reproduced except in full, without the written approval of UL-CCIC COMPANY LIMITED.

Test Mode	Channel	Polarization	Verdict
11AC20	5745	Horizontal	PASS

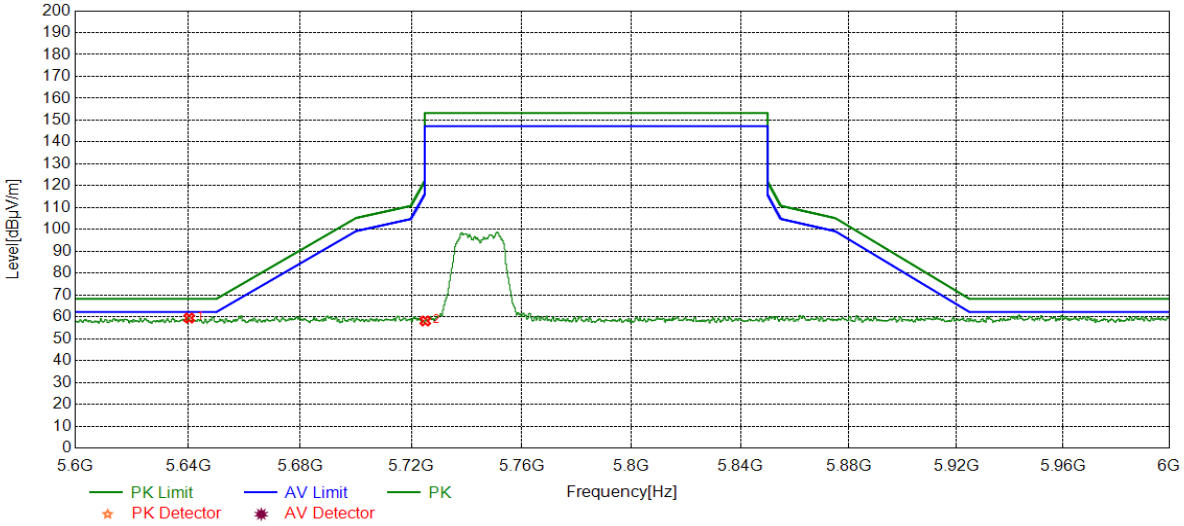

No.	Frequency	Reading Level	Correct Factor	Result	Limit	Margin	Remark
	(MHz)	(dBuV/m)	(dB)	(dBuV/m)	(dBuV/m)	(dB)	
1	5640.3640	37.96	21.51	59.47	68.20	-8.73	peak
2	5725.0000	36.51	21.62	58.13	122.20	-64.07	peak

Remark: 1. If Peak Result complies with AV limit, AV Result is deemed to comply with AV limit.
2. Test setup: RBW: 1 MHz, VBW: 3 MHz, Sweep time: auto.
3. Measurement = Reading Level + Correct Factor.
4. Only the worst case emission was recorded, if it complies with the limit, the other emissions deemed to comply with the limit.

This report shall not be reproduced except in full, without the written approval of UL-CCIC COMPANY LIMITED.

Test Mode	Channel	Polarization	Verdict
11AC20	5745	Vertical	PASS

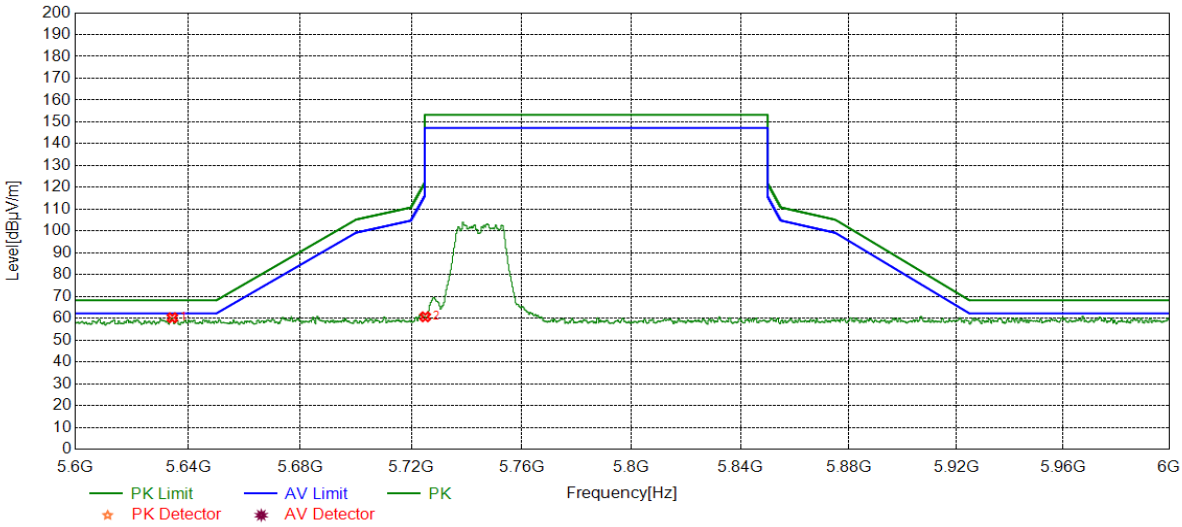

No.	Frequency	Reading Level	Correct Factor	Result	Limit	Margin	Remark
	(MHz)	(dBuV/m)	(dB)	(dBuV/m)	(dBuV/m)	(dB)	
1	5634.3634	38.79	21.46	60.25	68.20	-7.95	peak
2	5725.0000	39.06	21.62	60.68	122.20	-61.52	peak

Remark: 1. If Peak Result complies with AV limit, AV Result is deemed to comply with AV limit.
2. Test setup: RBW: 1 MHz, VBW: 3 MHz, Sweep time: auto.
3. Measurement = Reading Level + Correct Factor.
4. Only the worst case emission was recorded, if it complies with the limit, the other emissions deemed to comply with the limit.

This report shall not be reproduced except in full, without the written approval of UL-CCIC COMPANY LIMITED.

Test Mode	Channel	Polarization	Verdict
11AC20	5825	Horizontal	PASS

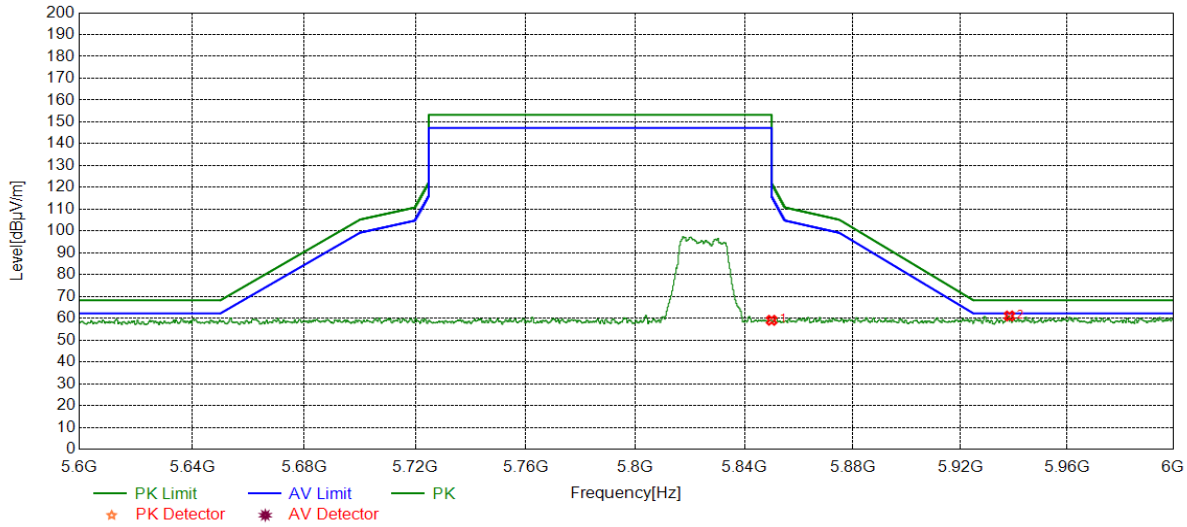

No.	Frequency	Reading Level	Correct Factor	Result	Limit	Margin	Remark
	(MHz)	(dBuV/m)	(dB)	(dBuV/m)	(dBuV/m)	(dB)	
1	5850.0000	37.09	21.98	59.07	122.20	-63.13	peak
2	5938.4738	38.87	22.19	61.06	68.20	-7.14	peak

Remark: 1. If Peak Result complies with AV limit, AV Result is deemed to comply with AV limit.
2. Test setup: RBW: 1 MHz, VBW: 3 MHz, Sweep time: auto.
3. Measurement = Reading Level + Correct Factor.
4. Only the worst case emission was recorded, if it complies with the limit, the other emissions deemed to comply with the limit.

This report shall not be reproduced except in full, without the written approval of UL-CCIC COMPANY LIMITED.

Test Mode	Channel	Polarization	Verdict
11AC20	5825	Vertical	PASS

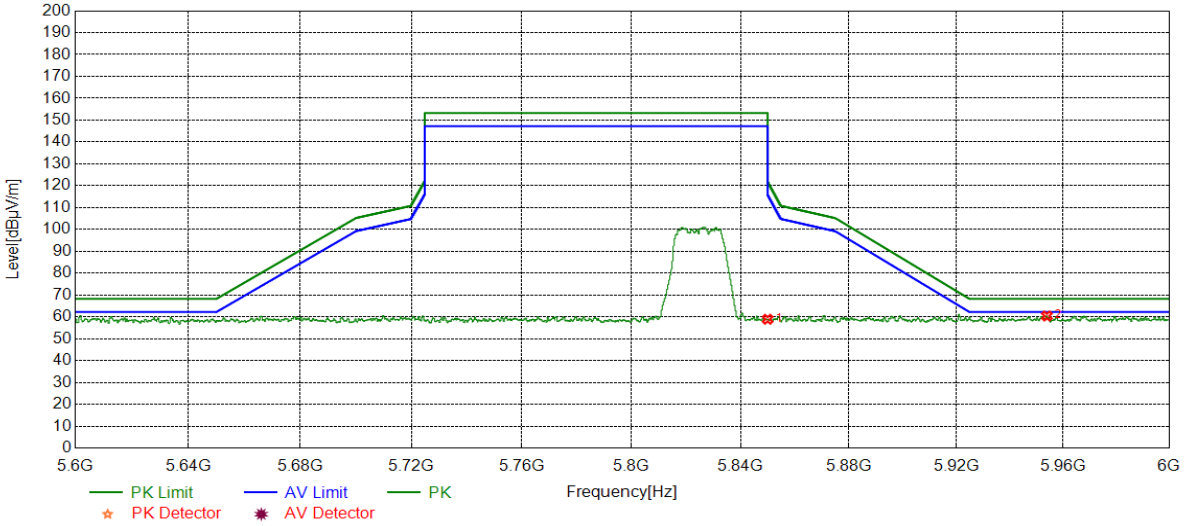

No.	Frequency	Reading Level	Correct Factor	Result	Limit	Margin	Remark
	(MHz)	(dBuV/m)	(dB)	(dBuV/m)	(dBuV/m)	(dB)	
1	5850.0000	36.93	21.98	58.91	122.20	-63.29	peak
2	5953.9954	38.26	22.14	60.40	68.20	-7.80	peak

Remark: 1. If Peak Result complies with AV limit, AV Result is deemed to comply with AV limit.
2. Test setup: RBW: 1 MHz, VBW: 3 MHz, Sweep time: auto.
3. Measurement = Reading Level + Correct Factor.
4. Only the worst case emission was recorded, if it complies with the limit, the other emissions deemed to comply with the limit.

This report shall not be reproduced except in full, without the written approval of UL-CCIC COMPANY LIMITED.

Test Mode	Channel	Polarization	Verdict
11AC40	5190	Horizontal	PASS

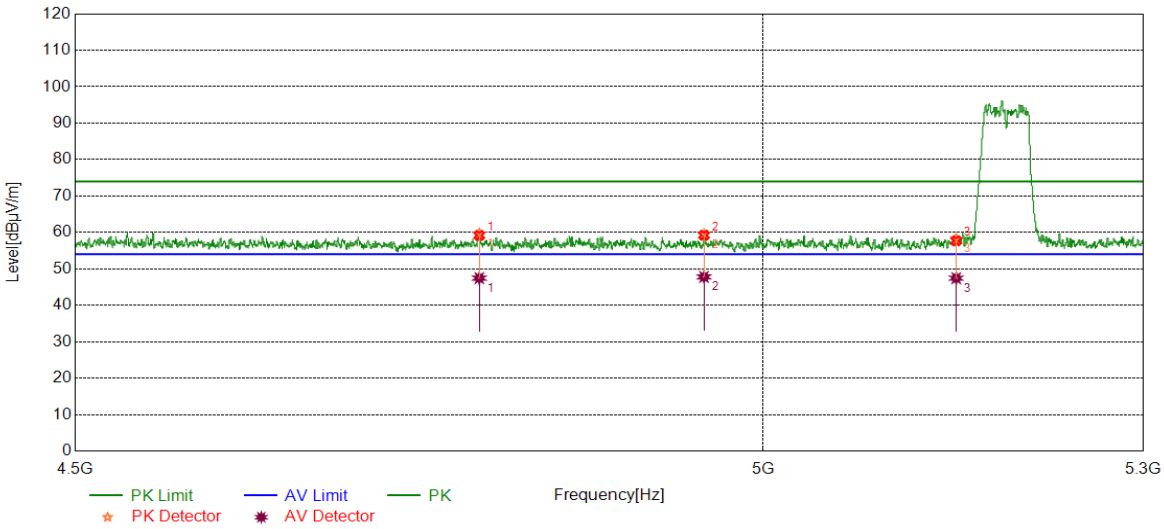

No.	Frequency (MHz)	Reading Level (dBuV/m)	Correct Factor (dB)	Result (dBuV/m)	Limit (dBuV/m)	Margin (dB)	Remark
1	4787.2287	39.25	19.93	59.18	74.00	-14.82	peak
		27.53	19.93	47.46	54.00	-6.54	average
2	4954.8455	39.16	20.09	59.25	74.00	-14.75	peak
		27.70	20.09	47.79	54.00	-6.21	average
3	5150.0000	37.79	19.91	57.70	74.00	-16.30	peak
		27.53	19.91	47.44	54.00	-6.56	average

Remark: 1. If Peak Result complies with AV limit, AV Result is deemed to comply with AV limit.
2. Test setup: RBW: 1 MHz, VBW: 3 MHz, Sweep time: auto.
3. Measurement = Reading Level + Correct Factor.
4. Only the worst case emission was recorded, if it complies with the limit, the other emissions deemed to comply with the limit.

This report shall not be reproduced except in full, without the written approval of UL-CCIC COMPANY LIMITED.

Test Mode	Channel	Polarization	Verdict
11AC40	5190	Vertical	PASS

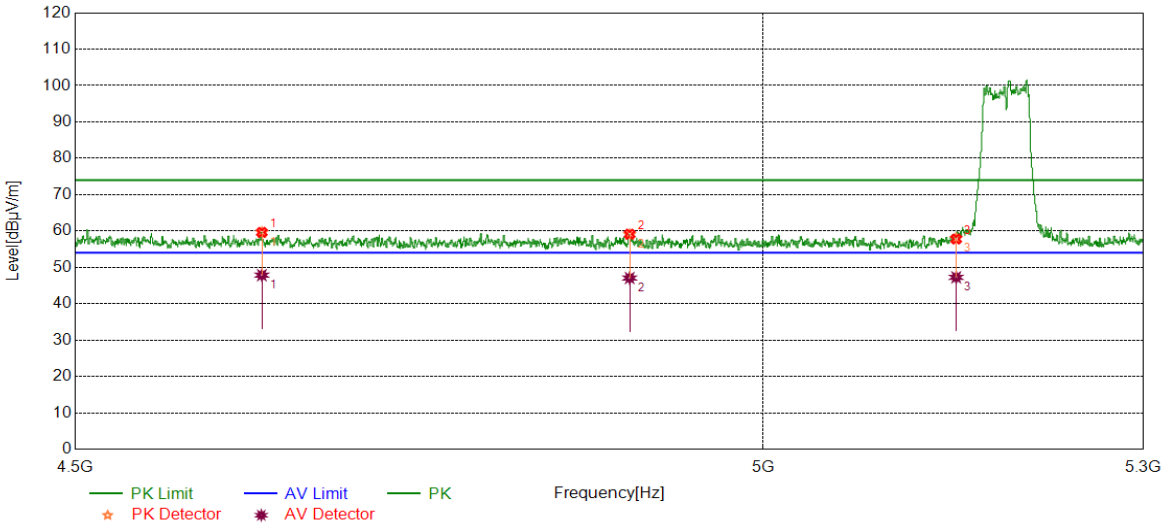

No.	Frequency (MHz)	Reading Level (dBuV/m)	Correct Factor (dB)	Result (dBuV/m)	Limit (dBuV/m)	Margin (dB)	Remark
1	4630.4130	40.08	19.55	59.63	74.00	-14.37	peak
		28.31	19.55	47.86	54.00	-6.14	average
2	4898.7599	39.31	19.83	59.14	74.00	-14.86	peak
		27.24	19.83	47.07	54.00	-6.93	average
3	5150.0000	37.88	19.91	57.79	74.00	-16.21	peak
		27.35	19.91	47.26	54.00	-6.74	average

Remark: 1. If Peak Result complies with AV limit, AV Result is deemed to comply with AV limit.
2. Test setup: RBW: 1 MHz, VBW: 3 MHz, Sweep time: auto.
3. Measurement = Reading Level + Correct Factor.
4. Only the worst case emission was recorded, if it complies with the limit, the other emissions deemed to comply with the limit.

This report shall not be reproduced except in full, without the written approval of UL-CCIC COMPANY LIMITED.

Test Mode	Channel	Polarization	Verdict
11AC40	5310	Horizontal	PASS

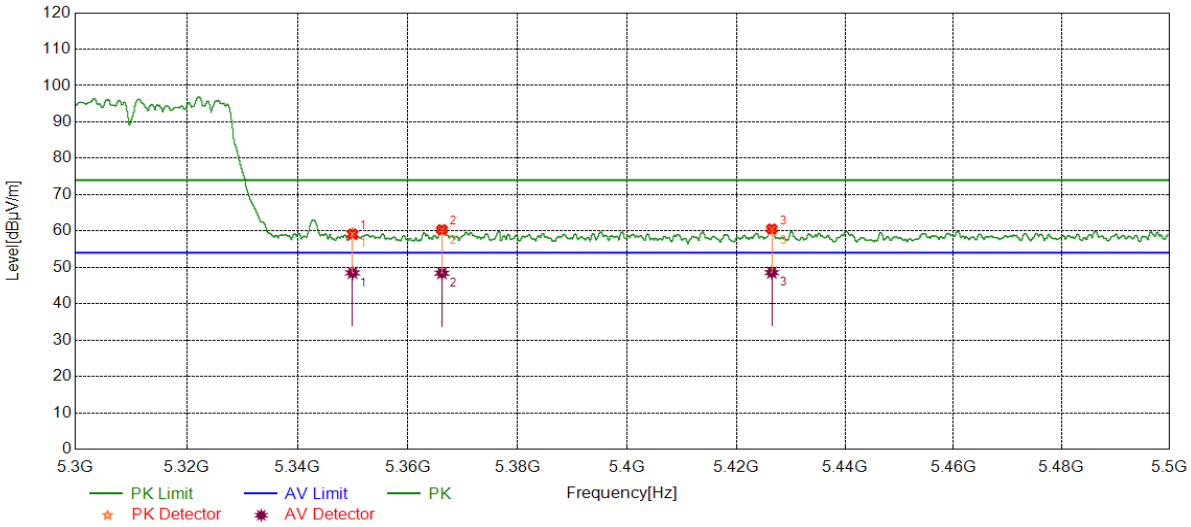

No.	Frequency (MHz)	Reading Level (dBuV/m)	Correct Factor (dB)	Result (dBuV/m)	Limit (dBuV/m)	Margin (dB)	Remark
1	5350.0000	38.47	20.70	59.17	74.00	-14.83	peak
		27.78	20.70	48.48	54.00	-5.52	average
2	5366.2266	39.51	20.86	60.37	74.00	-13.63	peak
		27.55	20.86	48.41	54.00	-5.59	average
3	5426.5127	39.66	20.92	60.58	74.00	-13.42	peak
		27.64	20.92	48.56	54.00	-5.44	average

Remark: 1. If Peak Result complies with AV limit, AV Result is deemed to comply with AV limit.
2. Test setup: RBW: 1 MHz, VBW: 3 MHz, Sweep time: auto.
3. Measurement = Reading Level + Correct Factor.
4. Only the worst case emission was recorded, if it complies with the limit, the other emissions deemed to comply with the limit.

This report shall not be reproduced except in full, without the written approval of UL-CCIC COMPANY LIMITED.

Test Mode	Channel	Polarization	Verdict
11AC40	5310	Vertical	PASS

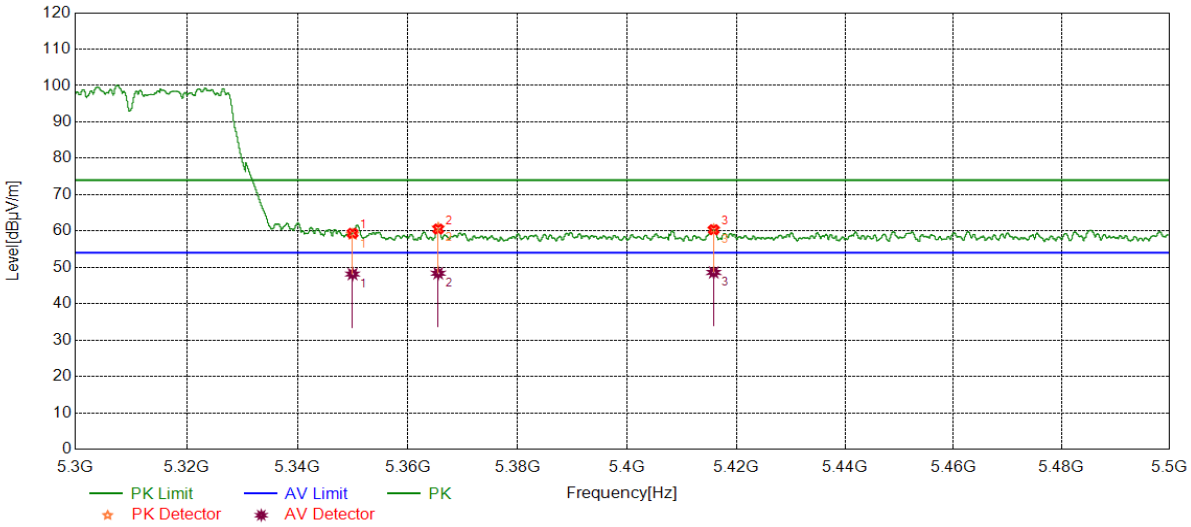

No.	Frequency (MHz)	Reading Level (dBuV/m)	Correct Factor (dB)	Result (dBuV/m)	Limit (dBuV/m)	Margin (dB)	Remark
1	5350.0000	38.67	20.70	59.37	74.00	-14.63	peak
		27.46	20.70	48.16	54.00	-5.84	average
2	5365.5466	39.68	20.85	60.53	74.00	-13.47	peak
		27.52	20.85	48.37	54.00	-5.63	average
3	5415.8516	39.38	20.97	60.35	74.00	-13.65	peak
		27.64	20.97	48.61	54.00	-5.39	average

Remark: 1. If Peak Result complies with AV limit, AV Result is deemed to comply with AV limit.
2. Test setup: RBW: 1 MHz, VBW: 3 MHz, Sweep time: auto.
3. Measurement = Reading Level + Correct Factor.
4. Only the worst case emission was recorded, if it complies with the limit, the other emissions deemed to comply with the limit.

This report shall not be reproduced except in full, without the written approval of UL-CCIC COMPANY LIMITED.

Test Mode	Channel	Polarization	Verdict
11AC40	5510	Horizontal	PASS

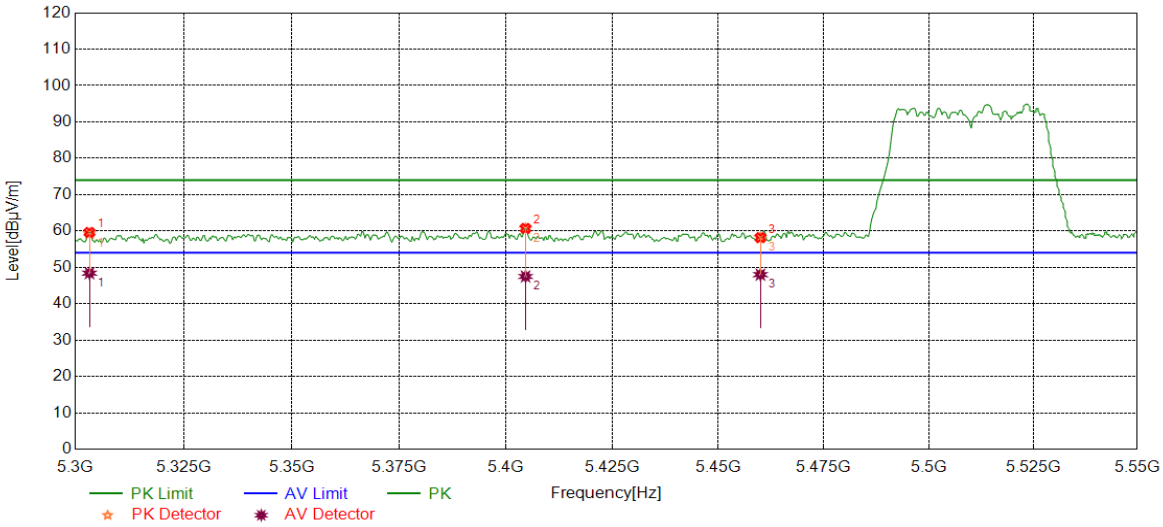

No.	Frequency (MHz)	Reading Level (dBuV/m)	Correct Factor (dB)	Result (dBuV/m)	Limit (dBuV/m)	Margin (dB)	Remark
1	5303.2533	38.72	20.56	59.28	74.00	-14.72	peak
		27.85	20.56	48.41	54.00	-5.59	average
2	5404.6046	39.62	21.03	60.65	74.00	-13.35	peak
		26.47	21.03	47.50	54.00	-6.50	average
3	5460.0000	37.15	21.03	58.18	74.00	-15.82	peak
		26.98	21.03	48.01	54.00	-5.99	average

Remark: 1. If Peak Result complies with AV limit, AV Result is deemed to comply with AV limit.
2. Test setup: RBW: 1 MHz, VBW: 3 MHz, Sweep time: auto.
3. Measurement = Reading Level + Correct Factor.
4. Only the worst case emission was recorded, if it complies with the limit, the other emissions deemed to comply with the limit.

This report shall not be reproduced except in full, without the written approval of UL-CCIC COMPANY LIMITED.