Test Mode	Channel	Polarization	Verdict
11AC40	5510	Vertical	PASS

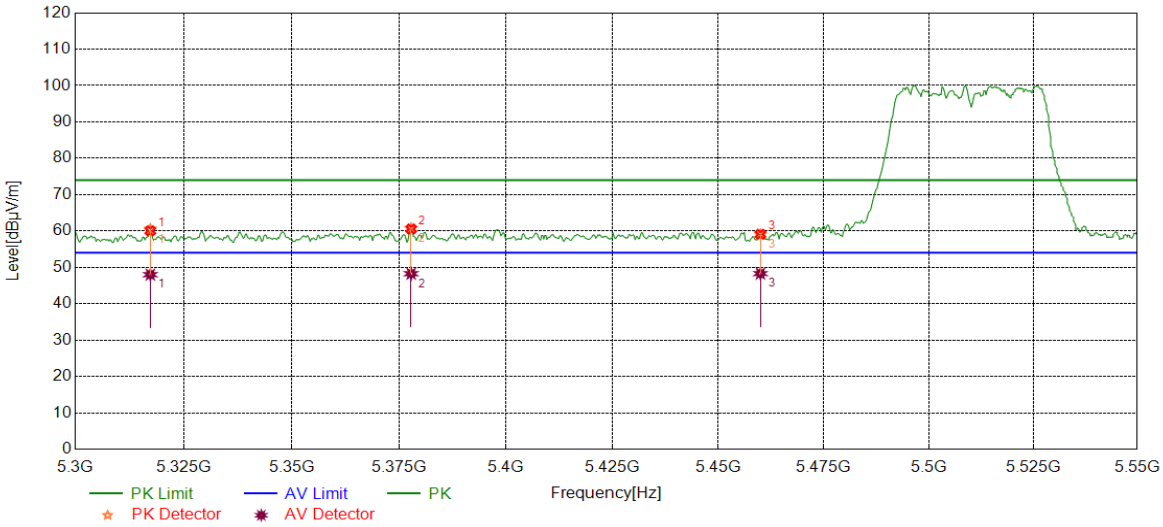

No.	Frequency (MHz)	Reading Level (dBuV/m)	Correct Factor (dB)	Result (dBuV/m)	Limit (dBuV/m)	Margin (dB)	Remark
1	5317.2673	39.92	20.57	60.49	74.00	-13.51	peak
		27.43	20.57	48.00	54.00	-6.00	average
2	5377.8278	39.76	20.92	60.68	74.00	-13.32	peak
		27.34	20.92	48.26	54.00	-5.74	average
3	5460.0000	38.00	21.03	59.03	74.00	-14.97	peak
		27.26	21.03	48.29	54.00	-5.71	average

Remark: 1. If Peak Result complies with AV limit, AV Result is deemed to comply with AV limit.
2. Test setup: RBW: 1 MHz, VBW: 3 MHz, Sweep time: auto.
3. Measurement = Reading Level + Correct Factor.
4. Only the worst case emission was recorded, if it complies with the limit, the other emissions deemed to comply with the limit.

This report shall not be reproduced except in full, without the written approval of UL-CCIC COMPANY LIMITED.

Test Mode	Channel	Polarization	Verdict
11AC40	5755	Horizontal	PASS

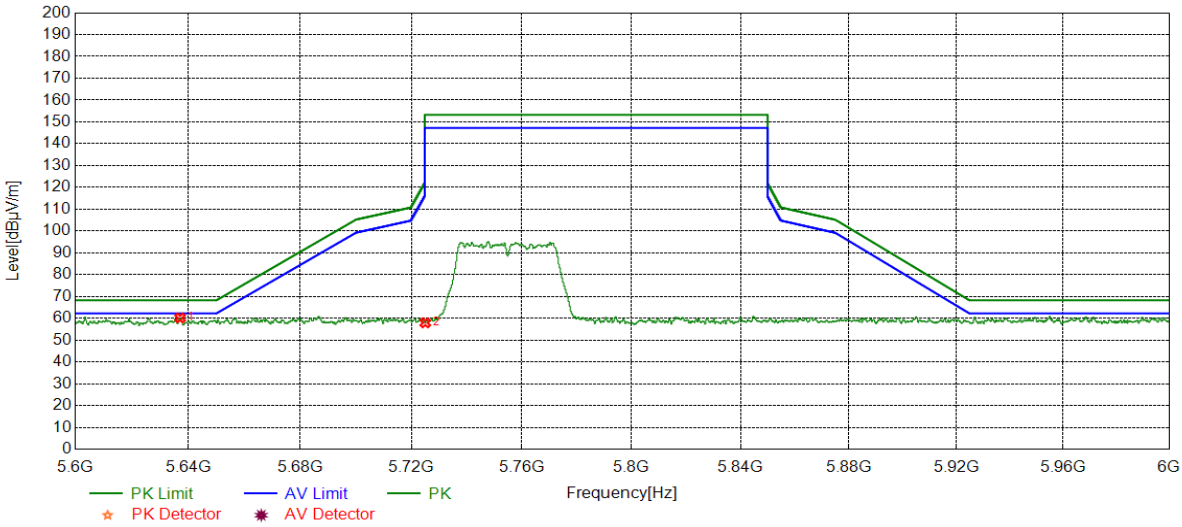

No.	Frequency	Reading Level	Correct Factor	Result	Limit	Margin	Remark
	(MHz)	(dBuV/m)	(dB)	(dBuV/m)	(dBuV/m)	(dB)	
1	5637.1237	38.68	21.48	60.16	68.20	-8.04	peak
2	5725.0000	36.30	21.62	57.92	122.20	-64.28	peak

Remark: 1. If Peak Result complies with AV limit, AV Result is deemed to comply with AV limit.
2. Test setup: RBW: 1 MHz, VBW: 3 MHz, Sweep time: auto.
3. Measurement = Reading Level + Correct Factor.
4. Only the worst case emission was recorded, if it complies with the limit, the other emissions deemed to comply with the limit.

This report shall not be reproduced except in full, without the written approval of UL-CCIC COMPANY LIMITED.

Test Mode	Channel	Polarization	Verdict
11AC40	5755	Vertical	PASS

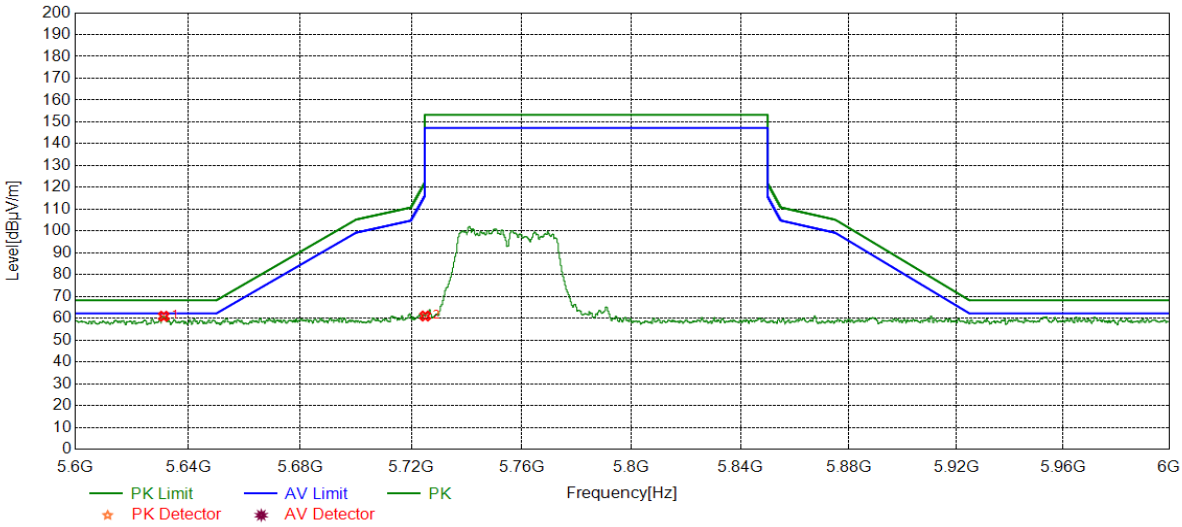

No.	Frequency	Reading Level	Correct Factor	Result	Limit	Margin	Remark
	(MHz)	(dBuV/m)	(dB)	(dBuV/m)	(dBuV/m)	(dB)	
1	5631.3231	39.51	21.43	60.94	68.20	-7.26	peak
2	5725.0000	39.42	21.62	61.04	122.20	-61.16	peak

Remark: 1. If Peak Result complies with AV limit, AV Result is deemed to comply with AV limit.
2. Test setup: RBW: 1 MHz, VBW: 3 MHz, Sweep time: auto.
3. Measurement = Reading Level + Correct Factor.
4. Only the worst case emission was recorded, if it complies with the limit, the other emissions deemed to comply with the limit.

This report shall not be reproduced except in full, without the written approval of UL-CCIC COMPANY LIMITED.

Test Mode	Channel	Polarization	Verdict
11AC40	5795	Horizontal	PASS

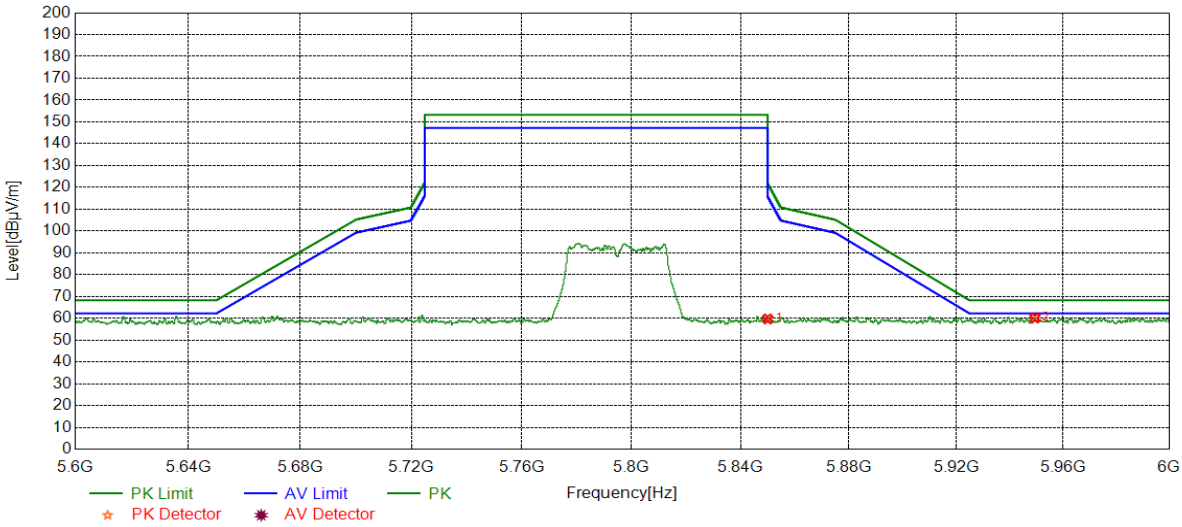

No.	Frequency	Reading Level	Correct Factor	Result	Limit	Margin	Remark
	(MHz)	(dBuV/m)	(dB)	(dBuV/m)	(dBuV/m)	(dB)	
1	5850.0000	37.71	21.98	59.69	122.20	-62.51	peak
2	5949.5150	37.97	22.14	60.11	68.20	-8.09	peak

Remark: 1. If Peak Result complies with AV limit, AV Result is deemed to comply with AV limit.
2. Test setup: RBW: 1 MHz, VBW: 3 MHz, Sweep time: auto.
3. Measurement = Reading Level + Correct Factor.
4. Only the worst case emission was recorded, if it complies with the limit, the other emissions deemed to comply with the limit.

This report shall not be reproduced except in full, without the written approval of UL-CCIC COMPANY LIMITED.

Test Mode	Channel	Polarization	Verdict
11AC40	5795	Vertical	PASS

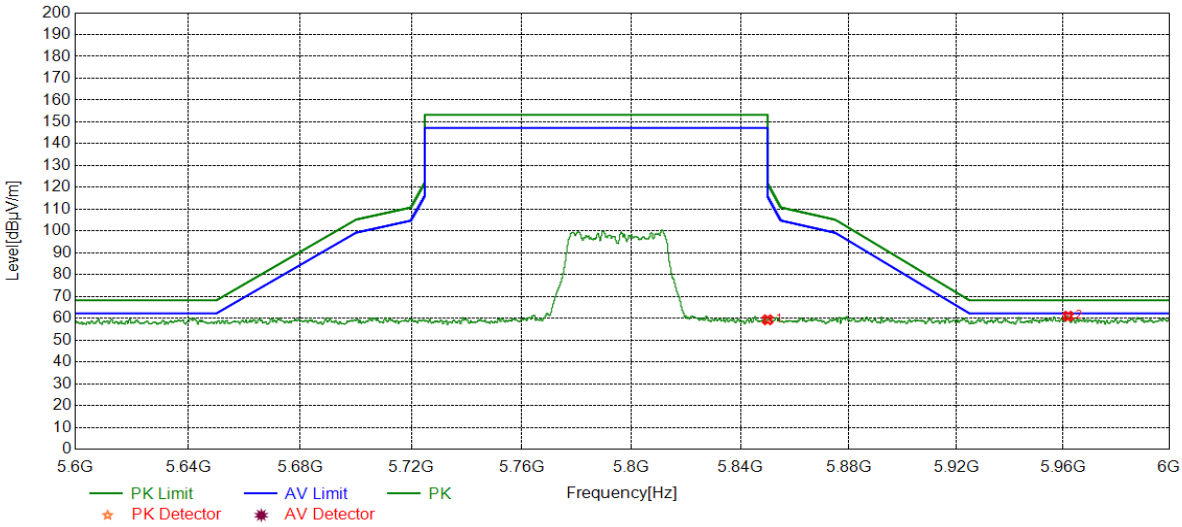

No.	Frequency	Reading Level	Correct Factor	Result	Limit	Margin	Remark
	(MHz)	(dBuV/m)	(dB)	(dBuV/m)	(dBuV/m)	(dB)	
1	5850.0000	37.33	21.98	59.31	122.20	-62.89	peak
2	5961.9962	38.77	22.17	60.94	68.20	-7.26	peak

Remark: 1. If Peak Result complies with AV limit, AV Result is deemed to comply with AV limit.
2. Test setup: RBW: 1 MHz, VBW: 3 MHz, Sweep time: auto.
3. Measurement = Reading Level + Correct Factor.
4. Only the worst case emission was recorded, if it complies with the limit, the other emissions deemed to comply with the limit.

This report shall not be reproduced except in full, without the written approval of UL-CCIC COMPANY LIMITED.

Test Mode	Channel	Polarization	Verdict
11AC80	5210	Horizontal	PASS

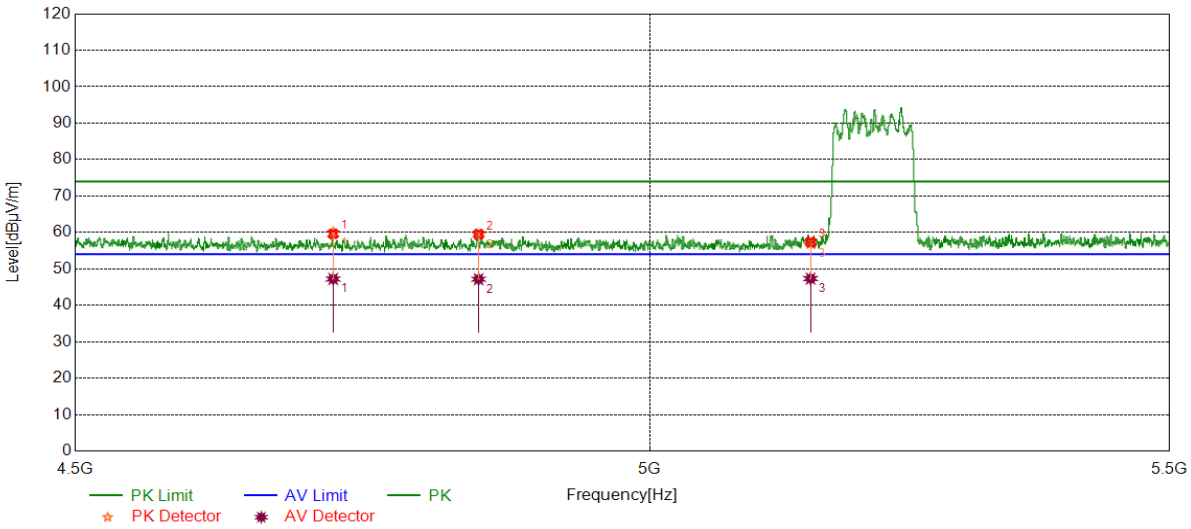

No.	Frequency (MHz)	Reading Level (dBuV/m)	Correct Factor (dB)	Result (dBuV/m)	Limit (dBuV/m)	Margin (dB)	Remark
1	4718.0073	39.91	19.70	59.61	74.00	-14.39	peak
		27.52	19.70	47.22	54.00	-6.78	average
2	4845.6115	39.71	19.81	59.52	74.00	-14.48	peak
		27.35	19.81	47.16	54.00	-6.84	average
3	5150.0000	37.44	19.91	57.35	74.00	-16.65	peak
		27.41	19.91	47.32	54.00	-6.68	average

Remark: 1. If Peak Result complies with AV limit, AV Result is deemed to comply with AV limit.
2. Test setup: RBW: 1 MHz, VBW: 3 MHz, Sweep time: auto.
3. Measurement = Reading Level + Correct Factor.
4. Only the worst case emission was recorded, if it complies with the limit, the other emissions deemed to comply with the limit.

This report shall not be reproduced except in full, without the written approval of UL-CCIC COMPANY LIMITED.

Test Mode	Channel	Polarization	Verdict
11AC80	5210	Vertical	PASS

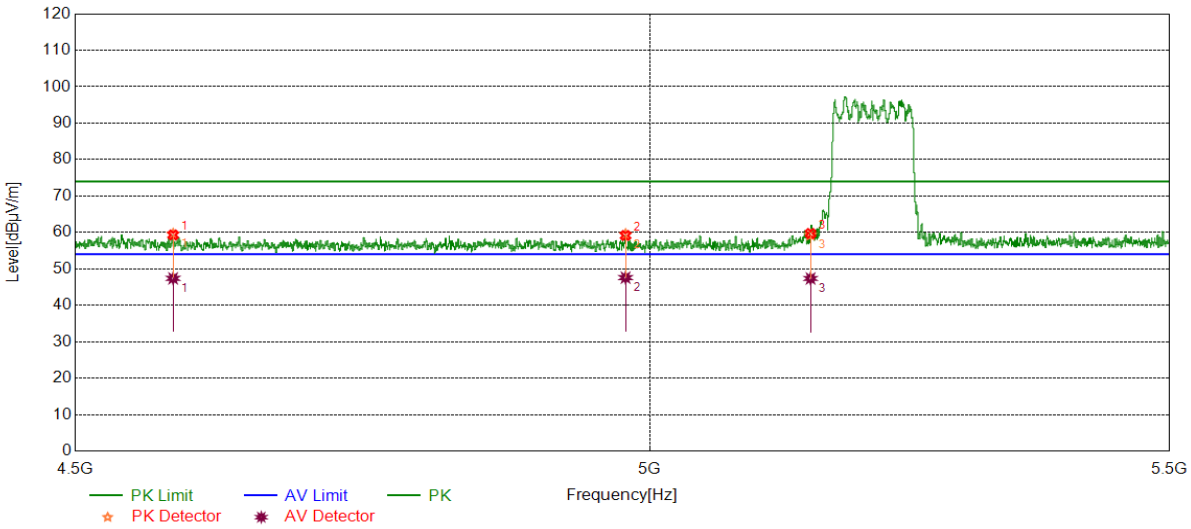

No.	Frequency (MHz)	Reading Level (dBuV/m)	Correct Factor (dB)	Result (dBuV/m)	Limit (dBuV/m)	Margin (dB)	Remark
1	4581.4360	39.34	19.97	59.31	74.00	-14.69	peak
		27.42	19.97	47.39	54.00	-6.61	average
2	4978.0826	39.22	19.93	59.15	74.00	-14.85	peak
		27.66	19.93	47.59	54.00	-6.41	average
3	5150.0000	39.81	19.91	59.72	74.00	-14.28	peak
		27.45	19.91	47.36	54.00	-6.64	average

Remark: 1. If Peak Result complies with AV limit, AV Result is deemed to comply with AV limit.
2. Test setup: RBW: 1 MHz, VBW: 3 MHz, Sweep time: auto.
3. Measurement = Reading Level + Correct Factor.
4. Only the worst case emission was recorded, if it complies with the limit, the other emissions deemed to comply with the limit.

This report shall not be reproduced except in full, without the written approval of UL-CCIC COMPANY LIMITED.

Test Mode	Channel	Polarization	Verdict
11AC80	5290	Horizontal	PASS

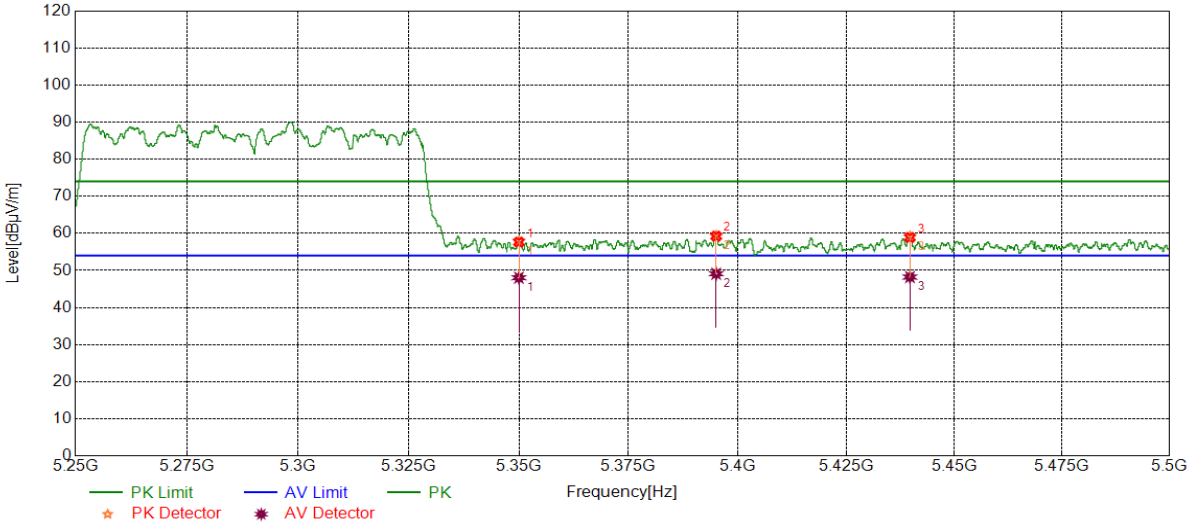

No.	Frequency (MHz)	Reading Level (dBuV/m)	Correct Factor (dB)	Result (dBuV/m)	Limit (dBuV/m)	Margin (dB)	Remark
1	5350.0000	37.19	20.70	57.89	74.00	-16.11	peak
		27.35	20.70	48.05	54.00	-5.95	average
2	5395.0895	38.16	21.09	59.25	74.00	-14.75	peak
		28.04	21.09	49.13	54.00	-4.87	average
3	5439.7440	38.06	21.01	59.07	74.00	-14.93	peak
		27.22	21.01	48.23	54.00	-5.77	average

Remark: 1. If Peak Result complies with AV limit, AV Result is deemed to comply with AV limit.
2. Test setup: RBW: 1 MHz, VBW: 3 MHz, Sweep time: auto.
3. Measurement = Reading Level + Correct Factor.
4. Only the worst case emission was recorded, if it complies with the limit, the other emissions deemed to comply with the limit.

This report shall not be reproduced except in full, without the written approval of UL-CCIC COMPANY LIMITED.

Test Mode	Channel	Polarization	Verdict
11AC80	5290	Vertical	PASS

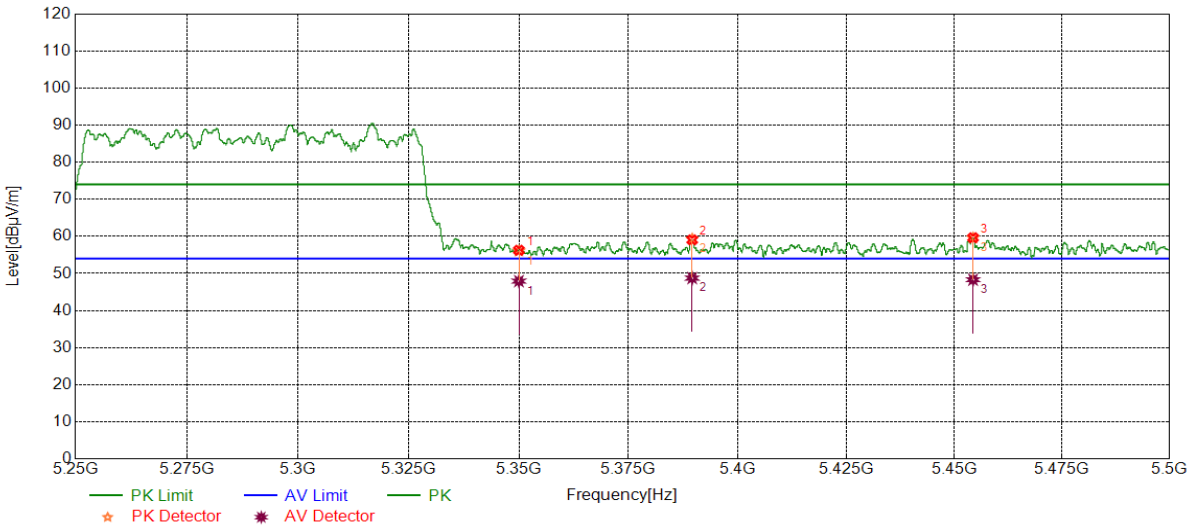

No.	Frequency (MHz)	Reading Level (dBuV/m)	Correct Factor (dB)	Result (dBuV/m)	Limit (dBuV/m)	Margin (dB)	Remark
1	5350.0000	35.39	20.70	56.09	74.00	-17.91	peak
		27.24	20.70	47.94	54.00	-6.06	average
2	5389.5890	38.19	21.14	59.33	74.00	-14.67	peak
		27.62	21.14	48.76	54.00	-5.24	average
3	5454.3704	38.58	21.02	59.60	74.00	-14.40	peak
		27.31	21.02	48.33	54.00	-5.67	average

Remark: 1. If Peak Result complies with AV limit, AV Result is deemed to comply with AV limit.
2. Test setup: RBW: 1 MHz, VBW: 3 MHz, Sweep time: auto.
3. Measurement = Reading Level + Correct Factor.
4. Only the worst case emission was recorded, if it complies with the limit, the other emissions deemed to comply with the limit.

This report shall not be reproduced except in full, without the written approval of UL-CCIC COMPANY LIMITED.

Test Mode	Channel	Polarization	Verdict
11AC80	5530	Horizontal	PASS

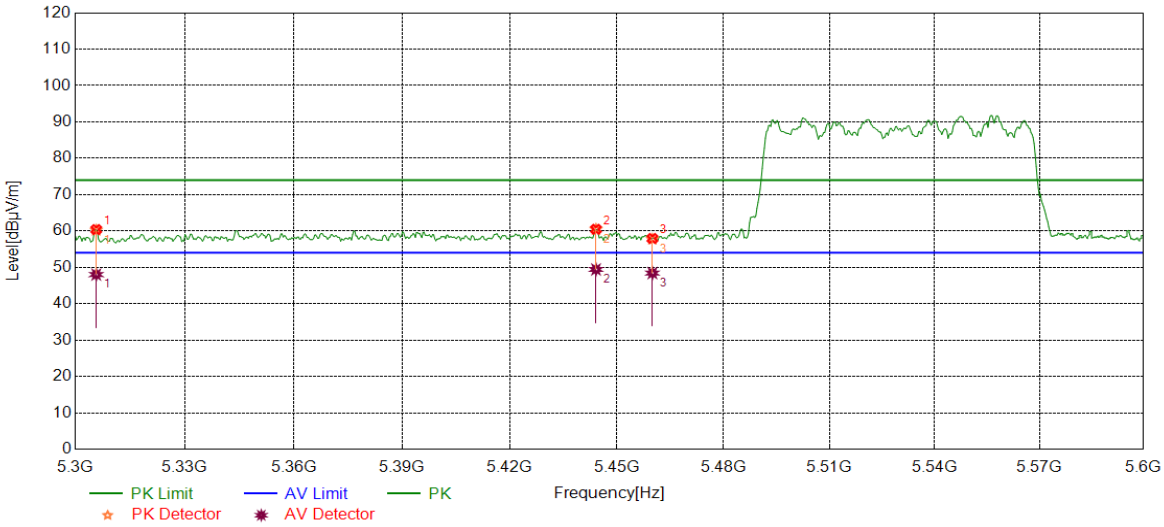

No.	Frequency (MHz)	Reading Level (dBuV/m)	Correct Factor (dB)	Result (dBuV/m)	Limit (dBuV/m)	Margin (dB)	Remark
1	5305.7057	39.64	20.59	60.23	74.00	-13.77	peak
		27.43	20.59	48.02	54.00	-5.98	average
2	5444.1441	39.46	21.01	60.47	74.00	-13.53	peak
		28.42	21.01	49.43	54.00	-4.57	average
3	5460.0000	36.74	21.03	57.77	74.00	-16.23	peak
		27.40	21.03	48.43	54.00	-5.57	average

Remark: 1. If Peak Result complies with AV limit, AV Result is deemed to comply with AV limit.
2. Test setup: RBW: 1 MHz, VBW: 3 MHz, Sweep time: auto.
3. Measurement = Reading Level + Correct Factor.
4. Only the worst case emission was recorded, if it complies with the limit, the other emissions deemed to comply with the limit.

This report shall not be reproduced except in full, without the written approval of UL-CCIC COMPANY LIMITED.

Test Mode	Channel	Polarization	Verdict
11AC80	5530	Vertical	PASS

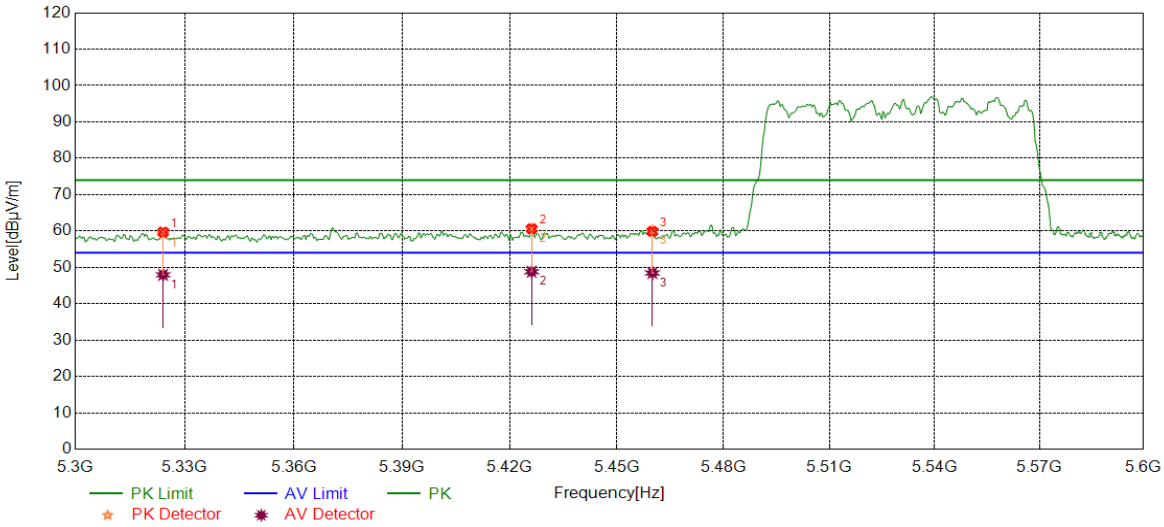

No.	Frequency (MHz)	Reading Level (dBuV/m)	Correct Factor (dB)	Result (dBuV/m)	Limit (dBuV/m)	Margin (dB)	Remark
1	5324.0240	38.7	20.54	59.24	74.00	-14.76	peak
		27.42	20.54	47.96	54.00	-6.04	average
2	5426.1261	39.68	20.92	60.60	74.00	-13.40	peak
		27.89	20.92	48.81	54.00	-5.19	average
3	5460.0000	39.05	21.03	60.08	74.00	-13.92	peak
		27.42	21.03	48.45	54.00	-5.55	average

Remark: 1. If Peak Result complies with AV limit, AV Result is deemed to comply with AV limit.
2. Test setup: RBW: 1 MHz, VBW: 3 MHz, Sweep time: auto.
3. Measurement = Reading Level + Correct Factor.
4. Only the worst case emission was recorded, if it complies with the limit, the other emissions deemed to comply with the limit.

This report shall not be reproduced except in full, without the written approval of UL-CCIC COMPANY LIMITED.

Test Mode	Channel	Polarization	Verdict
11AC80	5775	Horizontal	PASS

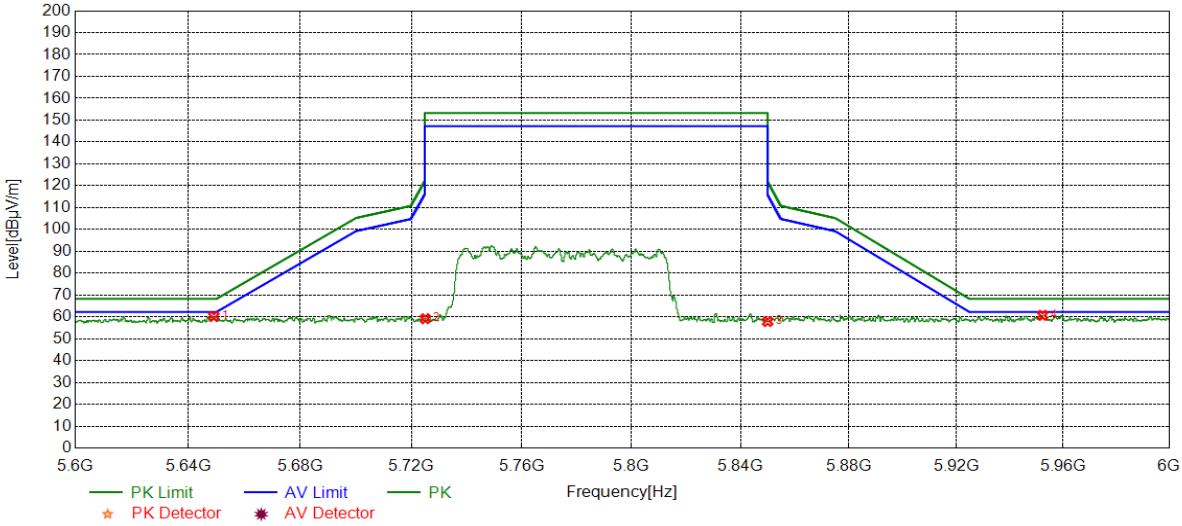

No.	Frequency	Reading Level	Correct Factor	Result	Limit	Margin	Remark
	(MHz)	(dBuV/m)	(dB)	(dBuV/m)	(dBuV/m)	(dB)	
1	5649.1249	38.56	21.67	60.23	68.20	-7.97	peak
2	5725.0000	37.55	21.62	59.17	122.20	-63.03	peak
3	5850.0000	35.87	21.98	57.85	122.20	-64.35	peak
4	5952.3952	38.57	22.14	60.71	68.20	-7.49	peak

Remark: 1. If Peak Result complies with AV limit, AV Result is deemed to comply with AV limit.
2. Test setup: RBW: 1 MHz, VBW: 3 MHz, Sweep time: auto.
3. Measurement = Reading Level + Correct Factor.
4. Only the worst case emission was recorded, if it complies with the limit, the other emissions deemed to comply with the limit.

This report shall not be reproduced except in full, without the written approval of UL-CCIC COMPANY LIMITED.

Test Mode	Channel	Polarization	Verdict
11AC80	5775	Vertical	PASS

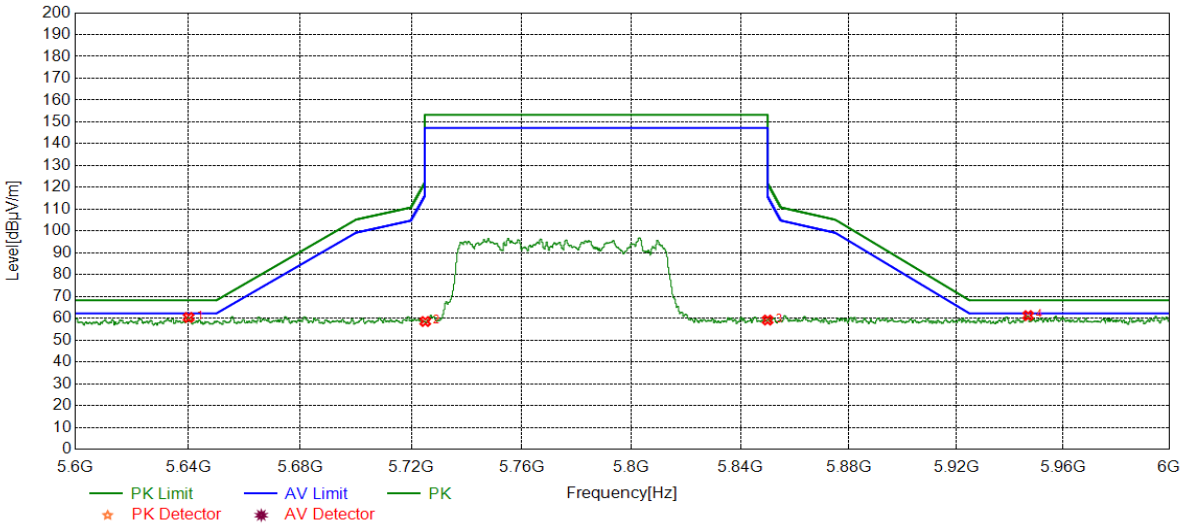

No.	Frequency	Reading Level	Correct Factor	Result	Limit	Margin	Remark
	(MHz)	(dBuV/m)	(dB)	(dBuV/m)	(dBuV/m)	(dB)	
1	5640.1640	38.88	21.51	60.39	68.20	-7.81	peak
2	5725.0000	36.91	21.62	58.53	122.20	-63.67	peak
3	5850.0000	37.19	21.98	59.17	122.20	-63.05	peak
4	5946.9547	39.08	22.16	61.24	68.20	-6.96	peak

Remark: 1. If Peak Result complies with AV limit, AV Result is deemed to comply with AV limit.
2. Test setup: RBW: 1 MHz, VBW: 3 MHz, Sweep time: auto.
3. Measurement = Reading Level + Correct Factor.
4. Only the worst case emission was recorded, if it complies with the limit, the other emissions deemed to comply with the limit.

This report shall not be reproduced except in full, without the written approval of UL-CCIC COMPANY LIMITED.

7.2. HARMONICS AND SPURIOUS EMISSIONS

TEST RESULT TABLE

1) For 1GHz to 6.5GHz part:

Environment Parameter	Selected Values During Tests
Relative Humidity	60%
Atmospheric Pressure:	100kPa
Temperature	24°C
Test date	08/23/2021-08/24/2021

This report shall not be reproduced except in full, without the written approval of UL-CCIC COMPANY LIMITED.

Test Mode	Antenna	Channel	Puw(dBm)	Verdict
11A	Ant1	5180	<Limit	PASS
		5200	<Limit	PASS
		5240	<Limit	PASS
		5260	<Limit	PASS
		5280	<Limit	PASS
		5320	<Limit	PASS
		5500	<Limit	PASS
		5580	<Limit	PASS
		5720	<Limit	PASS
		5745	<Limit	PASS
		5785	<Limit	PASS
		5825	<Limit	PASS
11AC20 MIMO	Ant1+2	5180	<Limit	PASS
		5200	<Limit	PASS
		5240	<Limit	PASS
		5260	<Limit	PASS
		5280	<Limit	PASS
		5320	<Limit	PASS
		5500	<Limit	PASS
		5580	<Limit	PASS
		5720	<Limit	PASS
		5745	<Limit	PASS
		5785	<Limit	PASS
		5825	<Limit	PASS
11AC40 MIMO	Ant1+2	5190	<Limit	PASS
		5230	<Limit	PASS
		5270	<Limit	PASS
		5310	<Limit	PASS
		5510	<Limit	PASS
		5550	<Limit	PASS
		5670	<Limit	PASS
		5755	<Limit	PASS
		5795	<Limit	PASS
11AC80 MIMO	Ant1+2	5210	<Limit	PASS
		5290	<Limit	PASS
		5530	<Limit	PASS
		5610	<Limit	PASS
		5775	<Limit	PASS

Remark:
1. Since 802.11ac VHT20/VHT40 modes are different from 802.11n HT20/HT40 only in control messages, so all the tests are performed on the worst case (802.11ac VHT20/802.11ac VHT40) mode between these 4 modes and only the worst data was recorded in this report.
2. The 11a does not support MIMO mode.

This report shall not be reproduced except in full, without the written approval of UL-CCIC COMPANY LIMITED.

2) For 6.5GHz to 18GHz part:

Environment Parameter	Selected Values During Tests
Relative Humidity	60%
Atmospheric Pressure:	100kPa
Temperature	25°C
Test date	08/25/2021

Test Mode	Antenna	Channel	Puw(dBm)	Verdict
11A	Ant1	5180	<Limit	PASS
		5200	<Limit	PASS
		5240	<Limit	PASS
		5260	<Limit	PASS
		5280	<Limit	PASS
		5320	<Limit	PASS
		5500	<Limit	PASS
		5580	<Limit	PASS
		5720	<Limit	PASS
		5745	<Limit	PASS
		5785	<Limit	PASS
		5825	<Limit	PASS
11AC20MIMO	Ant1+2	5180	<Limit	PASS
		5200	<Limit	PASS
		5240	<Limit	PASS
		5260	<Limit	PASS
		5280	<Limit	PASS
		5320	<Limit	PASS
		5500	<Limit	PASS
		5580	<Limit	PASS
		5720	<Limit	PASS
		5745	<Limit	PASS
		5785	<Limit	PASS
		5825	<Limit	PASS
11AC40MIMO	Ant1+2	5190	<Limit	PASS
		5230	<Limit	PASS
		5270	<Limit	PASS
		5310	<Limit	PASS
		5510	<Limit	PASS
		5550	<Limit	PASS
		5670	<Limit	PASS
		5755	<Limit	PASS
		5795	<Limit	PASS
11AC80MIMO	Ant1+2	5210	<Limit	PASS
		5290	<Limit	PASS
		5530	<Limit	PASS
		5610	<Limit	PASS
		5775	<Limit	PASS

Remark: Since 802.11ac VHT20/VHT40 modes are different from 802.11n HT20/HT40 only in control messages, so all the tests are performed on the worst case (802.11ac VHT20/802.11ac VHT40) mode between these 4 modes and only the worst data was recorded in this report.

This report shall not be reproduced except in full, without the written approval of UL-CCIC COMPANY LIMITED.

3) For 18GHz to 26.5GHz part:

Environment Parameter	Selected Values During Tests
Relative Humidity	60%
Atmospheric Pressure:	100.2kPa
Temperature	24°C
Test date	08/27/2021

Test Mode	Test Antenna	Channel	Puw(dBm)	Verdict
11A	Antenna1	5745	<Limit	PASS

Remark:
1) Pre-testing all test modes and channels, find the 5745 MHz of 802.11A mode of UNII-III band which is the worst case, so only the data of this mode is included in the test report

4) For 26.5GHz to 40GHz part:

Environment Parameter	Selected Values During Tests
Relative Humidity	60%
Atmospheric Pressure:	100.2kPa
Temperature	24°C
Test date	08/27/2021

Test Mode	Test Antenna	Channel	Puw(dBm)	Verdict
11A	Antenna1	5745	<Limit	PASS

Remark:
1) Pre-testing all test modes and channels, find the 5745 channel of 802.11A mode of UNII-III band which is the worst case, so only the data of this mode is included in the test report

This report shall not be reproduced except in full, without the written approval of UL-CCIC COMPANY LIMITED.

5) For 30MHz to 1GHz part:

Environment Parameter	Selected Values During Tests
Relative Humidity	60%
Atmospheric Pressure:	100.9kPa
Temperature	21.9°C
Test date	08/19/2021

Test Mode	Test Antenna	Channel	Puw(dBm)	Verdict
11A	Antenna1	5745	<Limit	PASS

Remark:
1) Pre-testing all test modes and channels, find the 5745 channel of 802.11A mode of UNII-III band which is the worst case, so only the data of this mode is included in the test report

6) For 9KHz~30MHz

Environment Parameter	Selected Values During Tests
Relative Humidity	60%
Atmospheric Pressure:	100.9kPa
Temperature	21.9°C
Test date	08/19/2021

Test Mode	Test Antenna	Channel	Puw(dBm)	Verdict
11A	Antenna1	5745	<Limit	PASS

Remark:
1) Pre-testing all test modes and channels, find the 5745 channel of 802.11A mode of UNII-III band which is the worst case, so only the data of this mode is included in the test report

This report shall not be reproduced except in full, without the written approval of UL-CCIC COMPANY LIMITED.

TEST GRAPHS:

PART I: For 1GHz to 6.5GH:

Test Mode	Channel	Polarization	Verdict
11A	5180	Horizontal	PASS

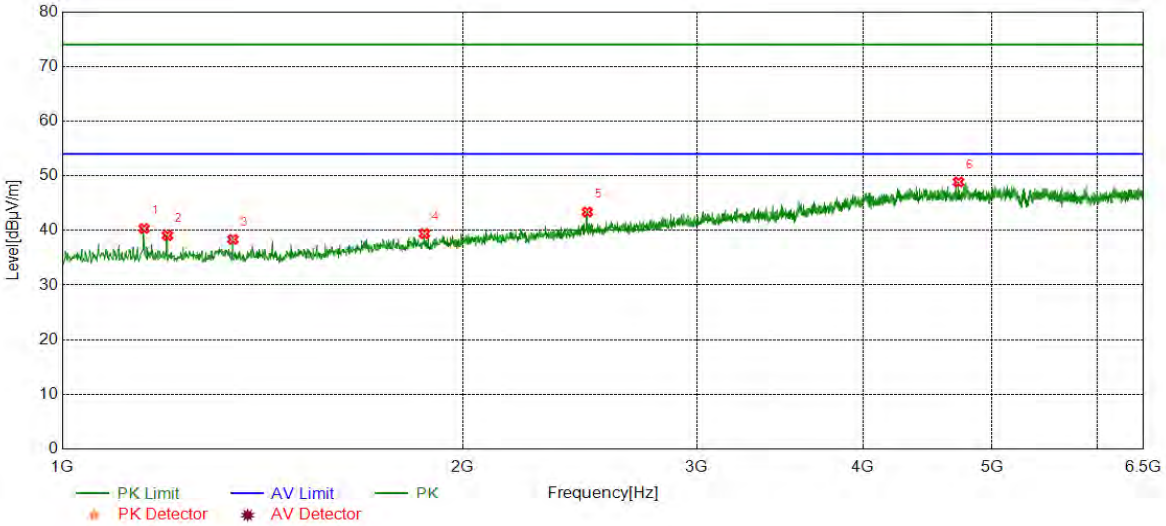

No.	Frequency (MHz)	Reading Level (dBuV/m)	Correct Factor (dB)	Result (dBuV/m)	Limit (dBuV/m)	Margin (dB)	Remark
1	1152.1920	45.33	-4.98	40.35	74.00	-33.65	peak
2	1199.8666	44.01	-4.94	39.07	74.00	-34.93	peak
3	1343.8073	43.36	-4.99	38.37	74.00	-35.63	peak
4	1871.8953	42.18	-2.77	39.41	74.00	-34.59	peak
5	2481.5803	43.87	-0.49	43.38	74.00	-30.62	peak
6	4717.7030	41.58	7.28	48.86	74.00	-25.14	peak

Remark: 1. Measurement = Reading Level + Correct Factor.
2. If Peak Result complies with AV limit, AV Result is deemed to comply with AV limit.
3. Test setup: RBW: 1 MHz, VBW: 3 MHz, Sweep time: auto.
4. Peak: Peak detector.
5. AVG: VBW refer to section 6.2.
6. For below 6.5GHz part, filter losses were only considered in the spurious frequency bands and the authorized band were not corrected for Band Reject Filter losses.
. The proper operation of the transmitter prior to adding the filter to the measurement chain.
7. Only the worst case emission was recorded, if it complies with the limit, the other emissions deemed to comply with the limit.

This report shall not be reproduced except in full, without the written approval of UL-CCIC COMPANY LIMITED.

Test Mode	Channel	Polarization	Verdict
11A	5180	Vertical	PASS

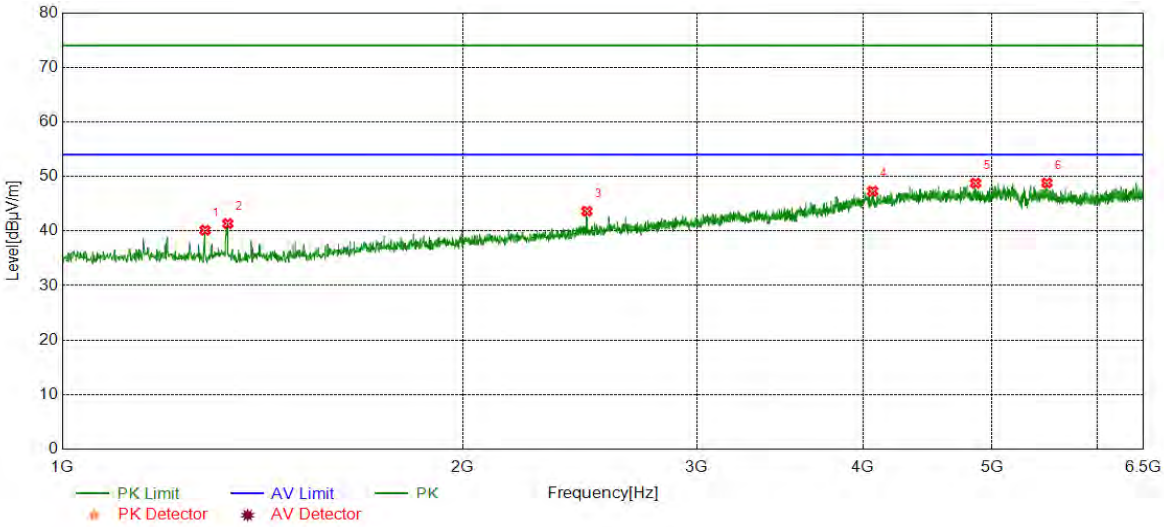

No.	Frequency	Reading Level	Correct Factor	Result	Limit	Margin	Remark
	(MHz)	(dBuV/m)	(dB)	(dBuV/m)	(dBuV/m)	(dB)	
1	1280.5468	45.15	-5.00	40.15	74.00	-33.85	peak
2	1331.8886	46.40	-5.03	41.37	74.00	-32.63	peak
3	2479.7466	44.12	-0.49	43.63	74.00	-30.37	peak
4	4065.8443	41.31	6.00	47.31	74.00	-26.69	peak
5	4858.8931	41.41	7.36	48.77	74.00	-25.23	peak
6	5497.9163	40.71	8.10	48.81	74.00	-25.19	peak

Remark: 1. Measurement = Reading Level + Correct Factor.
2. If Peak Result complies with AV limit, AV Result is deemed to comply with AV limit.
3. Test setup: RBW: 1 MHz, VBW: 3 MHz, Sweep time: auto.
4. Peak: Peak detector.
5. AVG: VBW refer to section 6.2.
6. For below 6.5GHz part, filter losses were only considered in the spurious frequency bands and the authorized band were not corrected for Band Reject Filter losses.
. The proper operation of the transmitter prior to adding the filter to the measurement chain.
7. Only the worst case emission was recorded, if it complies with the limit, the other emissions deemed to comply with the limit.

This report shall not be reproduced except in full, without the written approval of UL-CCIC COMPANY LIMITED.

Test Mode	Channel	Polarization	Verdict
11A	5200	Horizontal	PASS

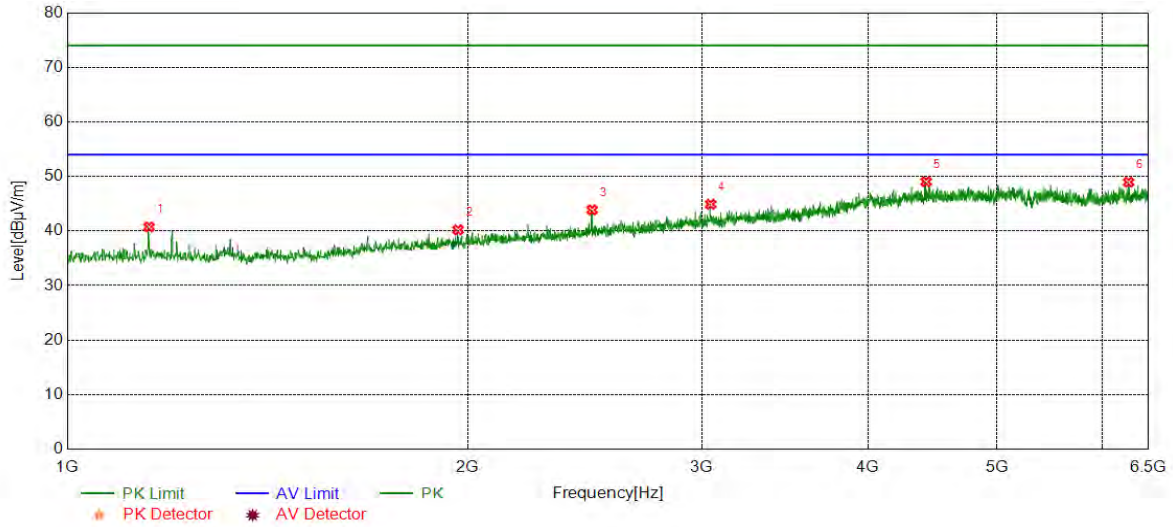

No.	Frequency	Reading Level	Correct Factor	Result	Limit	Margin	Remark
	(MHz)	(dBuV/m)	(dB)	(dBuV/m)	(dBuV/m)	(dB)	
1	1152.1920	45.74	-4.98	40.76	74.00	-33.24	peak
2	1967.2445	42.28	-2.08	40.20	74.00	-33.80	peak
3	2480.6634	44.36	-0.49	43.87	74.00	-30.13	peak
4	3045.4242	42.08	2.81	44.89	74.00	-29.11	peak
5	4422.4871	42.02	7.02	49.04	74.00	-24.96	peak
6	6279.0465	40.47	8.48	48.95	74.00	-25.05	peak

Remark: 1. Measurement = Reading Level + Correct Factor.
2. If Peak Result complies with AV limit, AV Result is deemed to comply with AV limit.
3. Test setup: RBW: 1 MHz, VBW: 3 MHz, Sweep time: auto.
4. Peak: Peak detector.
5. AVG: VBW refer to section 6.2.
6. For below 6.5GHz part, filter losses were only considered in the spurious frequency bands and the authorized band were not corrected for Band Reject Filter losses.
. The proper operation of the transmitter prior to adding the filter to the measurement chain.
7. Only the worst case emission was recorded, if it complies with the limit, the other emissions deemed to comply with the limit.

This report shall not be reproduced except in full, without the written approval of UL-CCIC COMPANY LIMITED.

Test Mode	Channel	Polarization	Verdict
11A	5200	Vertical	PASS

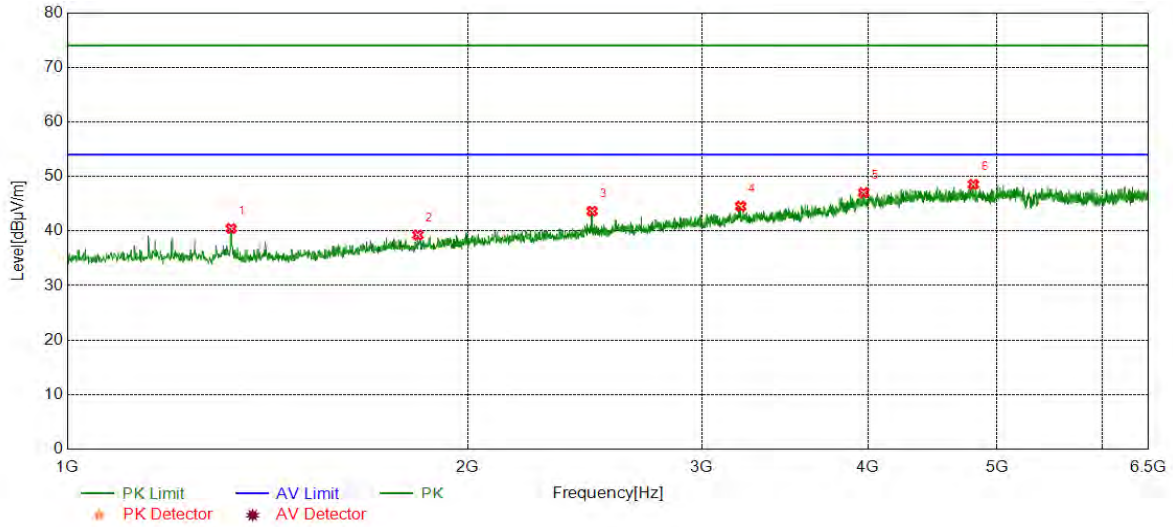

No.	Frequency	Reading Level	Correct Factor	Result	Limit	Margin	Remark
	(MHz)	(dBuV/m)	(dB)	(dBuV/m)	(dBuV/m)	(dB)	
1	1328.2214	45.40	-4.94	40.46	74.00	-33.54	peak
2	1835.2225	42.26	-3.00	39.26	74.00	-34.74	peak
3	2480.6634	44.13	-0.49	43.64	74.00	-30.36	peak
4	3208.6181	41.85	2.67	44.52	74.00	-29.48	peak
5	3968.6614	41.26	5.77	47.03	74.00	-26.97	peak
6	4799.2999	40.98	7.56	48.54	74.00	-25.46	peak

Remark: 1. Measurement = Reading Level + Correct Factor.
2. If Peak Result complies with AV limit, AV Result is deemed to comply with AV limit.
3. Test setup: RBW: 1 MHz, VBW: 3 MHz, Sweep time: auto.
4. Peak: Peak detector.
5. AVG: VBW refer to section 6.2.
6. For below 6.5GHz part, filter losses were only considered in the spurious frequency bands and the authorized band were not corrected for Band Reject Filter losses.
. The proper operation of the transmitter prior to adding the filter to the measurement chain.
7. Only the worst case emission was recorded, if it complies with the limit, the other emissions deemed to comply with the limit.

This report shall not be reproduced except in full, without the written approval of UL-CCIC COMPANY LIMITED.

Test Mode	Channel	Polarization	Verdict
11A	5240	Horizontal	PASS

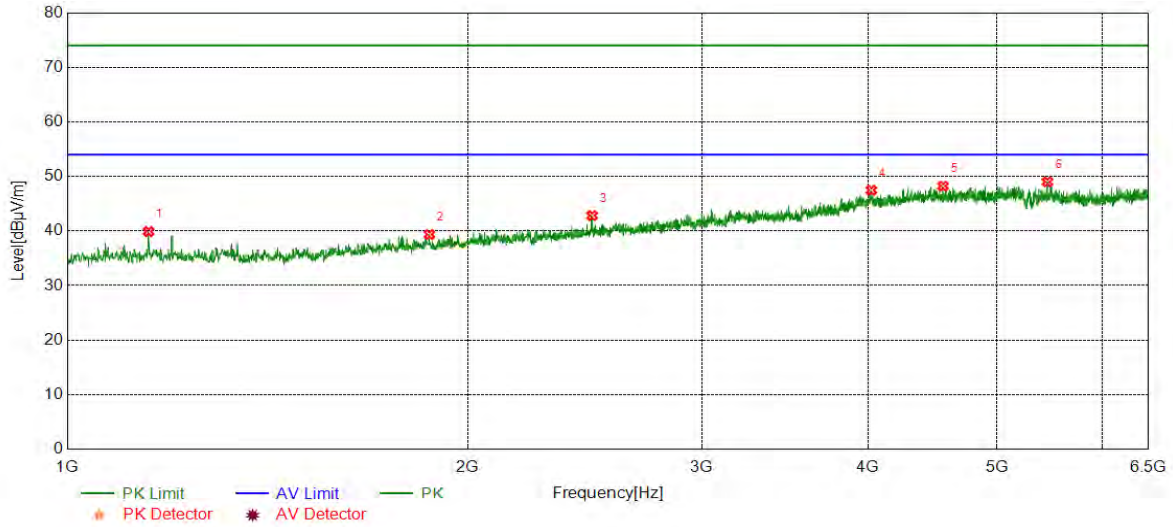

No.	Frequency	Reading Level	Correct Factor	Result	Limit	Margin	Remark
	(MHz)	(dBuV/m)	(dB)	(dBuV/m)	(dBuV/m)	(dB)	
1	1151.2752	44.88	-4.98	39.90	74.00	-34.10	peak
2	1871.8953	42.12	-2.77	39.35	74.00	-34.65	peak
3	2480.6634	43.32	-0.49	42.83	74.00	-31.17	peak
4	4022.7538	41.02	6.44	47.46	74.00	-26.54	peak
5	4553.5923	41.07	7.16	48.23	74.00	-25.77	peak
6	5455.7426	41.04	7.97	49.01	74.00	-24.99	peak

Remark: 1. Measurement = Reading Level + Correct Factor.
2. If Peak Result complies with AV limit, AV Result is deemed to comply with AV limit.
3. Test setup: RBW: 1 MHz, VBW: 3 MHz, Sweep time: auto.
4. Peak: Peak detector.
5. AVG: VBW refer to section 6.2.
6. For below 6.5GHz part, filter losses were only considered in the spurious frequency bands and the authorized band were not corrected for Band Reject Filter losses.
. The proper operation of the transmitter prior to adding the filter to the measurement chain.
7. Only the worst case emission was recorded, if it complies with the limit, the other emissions deemed to comply with the limit.

This report shall not be reproduced except in full, without the written approval of UL-CCIC COMPANY LIMITED.

Test Mode	Channel	Polarization	Verdict
11A	5240	Vertical	PASS

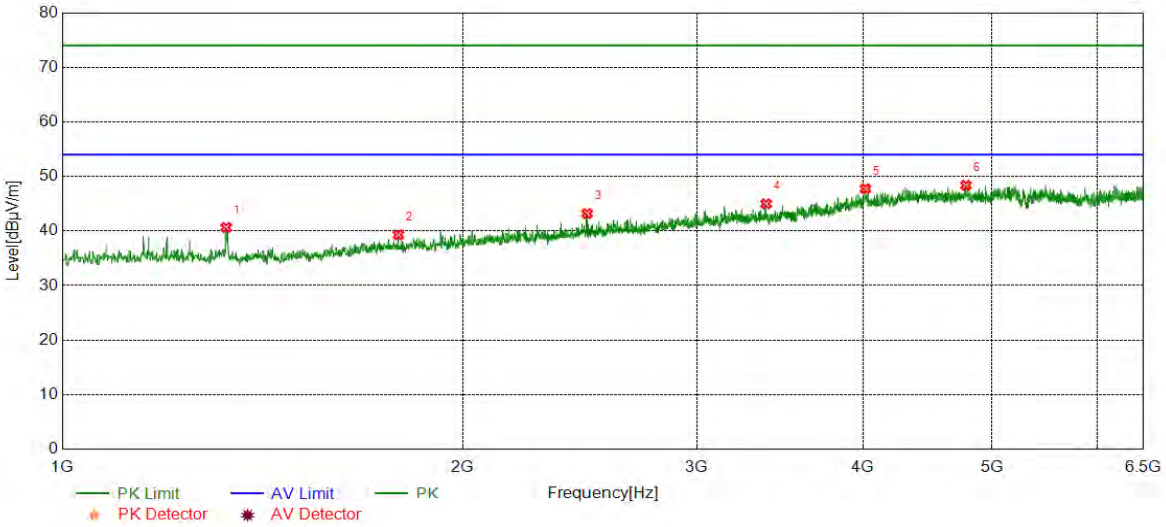

No.	Frequency	Reading Level	Correct Factor	Result	Limit	Margin	Remark
	(MHz)	(dBuV/m)	(dB)	(dBuV/m)	(dBuV/m)	(dB)	
1	1328.2214	45.59	-4.94	40.65	74.00	-33.35	peak
2	1789.3816	42.46	-3.18	39.28	74.00	-34.72	peak
3	2480.6634	43.69	-0.49	43.20	74.00	-30.80	peak
4	3381.8970	42.02	2.96	44.98	74.00	-29.02	peak
5	4016.3361	41.37	6.37	47.74	74.00	-26.26	peak
6	4779.1299	40.81	7.56	48.37	74.00	-25.63	peak

Remark: 1. Measurement = Reading Level + Correct Factor.
2. If Peak Result complies with AV limit, AV Result is deemed to comply with AV limit.
3. Test setup: RBW: 1 MHz, VBW: 3 MHz, Sweep time: auto.
4. Peak: Peak detector.
5. AVG: VBW refer to section 6.2.
6. For below 6.5GHz part, filter losses were only considered in the spurious frequency bands and the authorized band were not corrected for Band Reject Filter losses.
. The proper operation of the transmitter prior to adding the filter to the measurement chain.
7. Only the worst case emission was recorded, if it complies with the limit, the other emissions deemed to comply with the limit.

This report shall not be reproduced except in full, without the written approval of UL-CCIC COMPANY LIMITED.

Test Mode	Channel	Polarization	Verdict
11A	5260	Horizontal	PASS

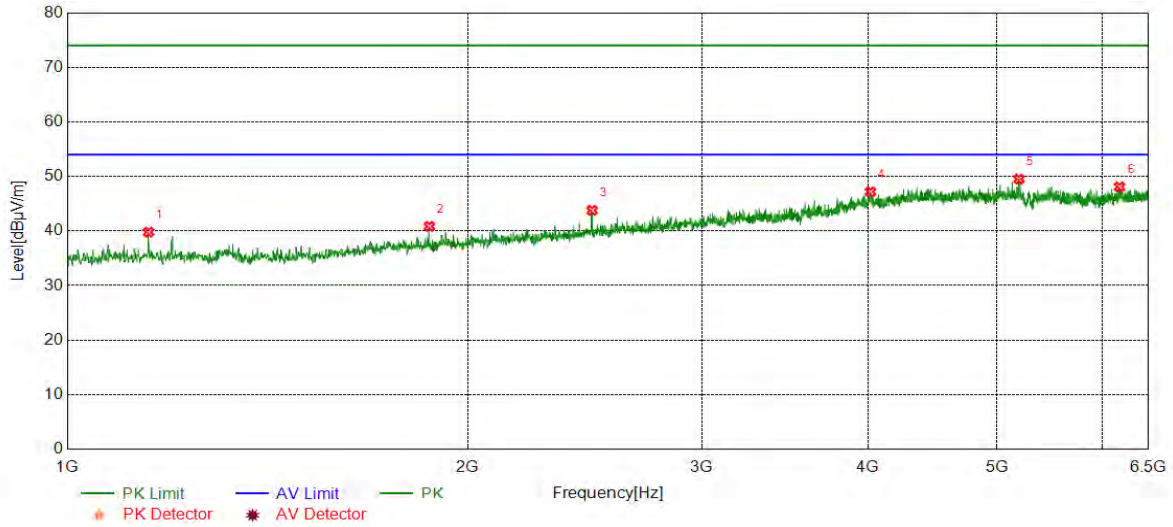

No.	Frequency	Reading Level	Correct Factor	Result	Limit	Margin	Remark
	(MHz)	(dBuV/m)	(dB)	(dBuV/m)	(dBuV/m)	(dB)	
1	1151.2752	44.78	-4.98	39.80	74.00	-34.20	peak
2	1871.8953	43.61	-2.77	40.84	74.00	-33.16	peak
3	2480.6634	44.28	-0.49	43.79	74.00	-30.21	peak
4	4016.3361	40.80	6.37	47.17	74.00	-26.83	peak
5	5193.5323	41.61	7.91	49.52	74.00	-24.48	peak
6	6180.9468	39.87	8.22	48.09	74.00	-25.91	peak

Remark: 1. Measurement = Reading Level + Correct Factor.
2. If Peak Result complies with AV limit, AV Result is deemed to comply with AV limit.
3. Test setup: RBW: 1 MHz, VBW: 3 MHz, Sweep time: auto.
4. Peak: Peak detector.
5. AVG: VBW refer to section 6.2.
6. For below 6.5GHz part, filter losses were only considered in the spurious frequency bands and the authorized band were not corrected for Band Reject Filter losses.
. The proper operation of the transmitter prior to adding the filter to the measurement chain.
7. Only the worst case emission was recorded, if it complies with the limit, the other emissions deemed to comply with the limit.

This report shall not be reproduced except in full, without the written approval of UL-CCIC COMPANY LIMITED.

Test Mode	Channel	Polarization	Verdict
11A	5260	Vertical	PASS

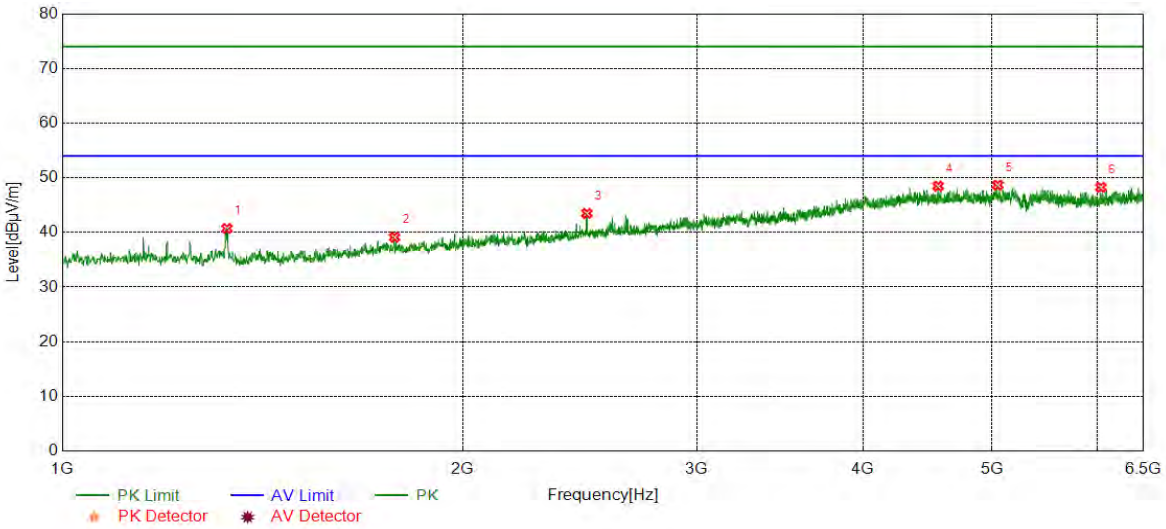

No.	Frequency	Reading Level	Correct Factor	Result	Limit	Margin	Remark
	(MHz)	(dBuV/m)	(dB)	(dBuV/m)	(dBuV/m)	(dB)	
1	1330.0550	45.75	-5.03	40.72	74.00	-33.28	peak
2	1777.4629	42.56	-3.45	39.11	74.00	-34.89	peak
3	2479.7466	43.97	-0.49	43.48	74.00	-30.52	peak
4	4554.5091	41.32	7.16	48.48	74.00	-25.52	peak
5	5049.5916	41.21	7.46	48.67	74.00	-25.33	peak
6	6036.0893	40.67	7.59	48.26	74.00	-25.74	peak

Remark: 1. Measurement = Reading Level + Correct Factor.
2. If Peak Result complies with AV limit, AV Result is deemed to comply with AV limit.
3. Test setup: RBW: 1 MHz, VBW: 3 MHz, Sweep time: auto.
4. Peak: Peak detector.
5. AVG: VBW refer to section 6.2.
6. For below 6.5GHz part, filter losses were only considered in the spurious frequency bands and the authorized band were not corrected for Band Reject Filter losses.
. The proper operation of the transmitter prior to adding the filter to the measurement chain.
7. Only the worst case emission was recorded, if it complies with the limit, the other emissions deemed to comply with the limit.

This report shall not be reproduced except in full, without the written approval of UL-CCIC COMPANY LIMITED.

Test Mode	Channel	Polarization	Verdict
11A	5280	Horizontal	PASS

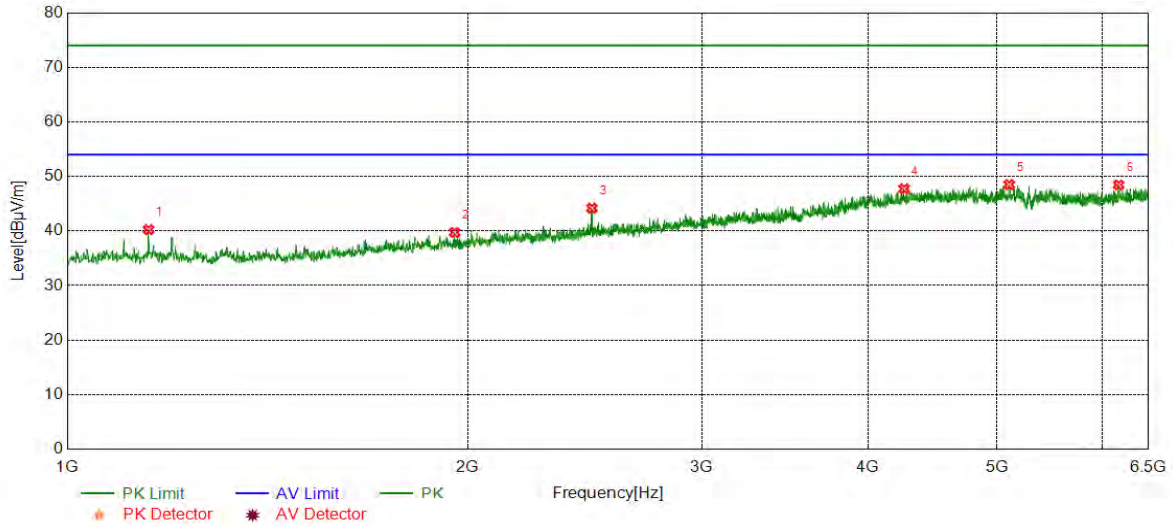

No.	Frequency	Reading Level	Correct Factor	Result	Limit	Margin	Remark
	(MHz)	(dBuV/m)	(dB)	(dBuV/m)	(dBuV/m)	(dB)	
1	1151.2752	45.23	-4.98	40.25	74.00	-33.75	peak
2	1955.3259	41.97	-2.24	39.73	74.00	-34.27	peak
3	2479.7466	44.67	-0.49	44.18	74.00	-29.82	peak
4	4257.4596	40.82	6.91	47.73	74.00	-26.27	peak
5	5106.4344	40.49	8.01	48.50	74.00	-25.50	peak
6	6171.7786	40.33	8.11	48.44	74.00	-25.56	peak

Remark: 1. Measurement = Reading Level + Correct Factor.
2. If Peak Result complies with AV limit, AV Result is deemed to comply with AV limit.
3. Test setup: RBW: 1 MHz, VBW: 3 MHz, Sweep time: auto.
4. Peak: Peak detector.
5. AVG: VBW refer to section 6.2.
6. For below 6.5GHz part, filter losses were only considered in the spurious frequency bands and the authorized band were not corrected for Band Reject Filter losses.
. The proper operation of the transmitter prior to adding the filter to the measurement chain.
7. Only the worst case emission was recorded, if it complies with the limit, the other emissions deemed to comply with the limit.

This report shall not be reproduced except in full, without the written approval of UL-CCIC COMPANY LIMITED.

Test Mode	Channel	Polarization	Verdict
11A	5280	Vertical	PASS

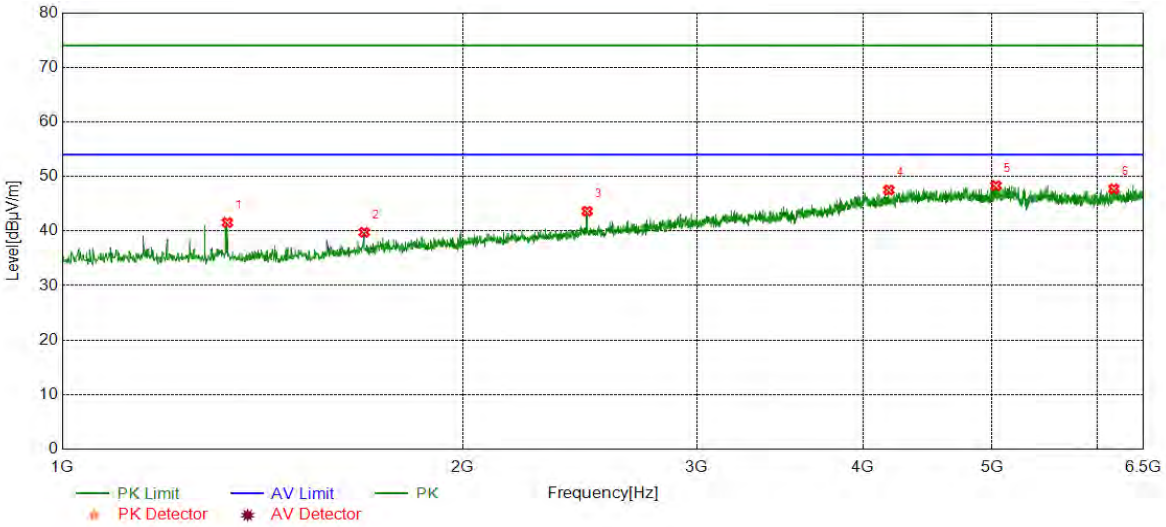

No.	Frequency	Reading Level	Correct Factor	Result	Limit	Margin	Remark
	(MHz)	(dBuV/m)	(dB)	(dBuV/m)	(dBuV/m)	(dB)	
1	1330.9718	46.58	-5.03	41.55	74.00	-32.45	peak
2	1686.6978	43.54	-3.77	39.77	74.00	-34.23	peak
3	2480.6634	44.13	-0.49	43.64	74.00	-30.36	peak
4	4182.2804	41.40	6.11	47.51	74.00	-26.49	peak
5	5034.0057	40.56	7.75	48.31	74.00	-25.69	peak
6	6173.6123	39.60	8.13	47.73	74.00	-26.27	peak

Remark: 1. Measurement = Reading Level + Correct Factor.
2. If Peak Result complies with AV limit, AV Result is deemed to comply with AV limit.
3. Test setup: RBW: 1 MHz, VBW: 3 MHz, Sweep time: auto.
4. Peak: Peak detector.
5. AVG: VBW refer to section 6.2.
6. For below 6.5GHz part, filter losses were only considered in the spurious frequency bands and the authorized band were not corrected for Band Reject Filter losses.
. The proper operation of the transmitter prior to adding the filter to the measurement chain.
7. Only the worst case emission was recorded, if it complies with the limit, the other emissions deemed to comply with the limit.

This report shall not be reproduced except in full, without the written approval of UL-CCIC COMPANY LIMITED.

Test Mode	Channel	Polarization	Verdict
11A	5320	Horizontal	PASS

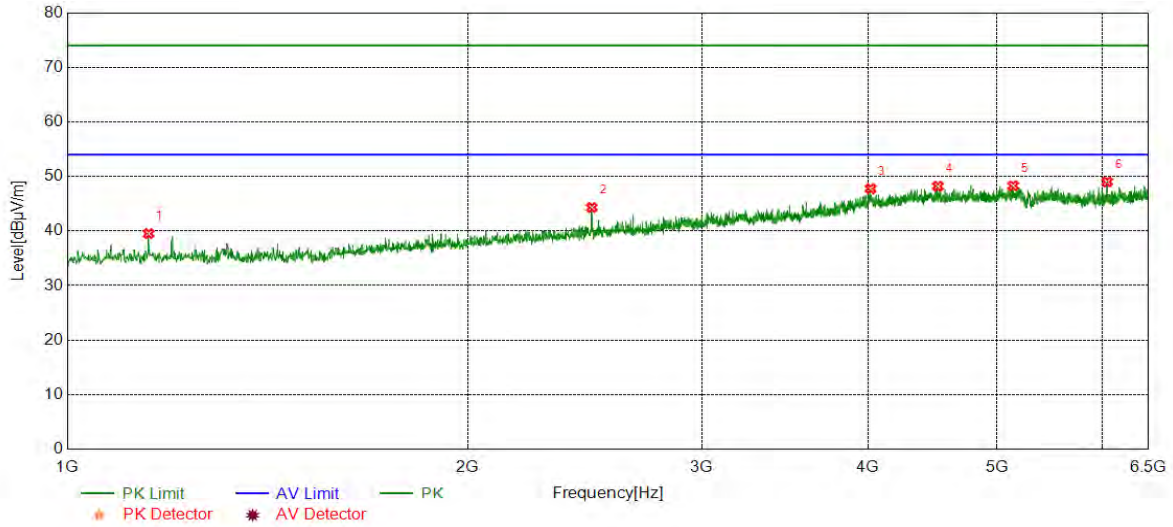

No.	Frequency	Reading Level	Correct Factor	Result	Limit	Margin	Remark
	(MHz)	(dBuV/m)	(dB)	(dBuV/m)	(dBuV/m)	(dB)	
1	1151.2752	44.50	-4.98	39.52	74.00	-34.48	peak
2	2479.7466	44.79	-0.49	44.30	74.00	-29.70	peak
3	4017.2529	41.36	6.40	47.76	74.00	-26.24	peak
4	4513.2522	40.86	7.34	48.20	74.00	-25.80	peak
5	5141.2735	40.28	8.02	48.30	74.00	-25.70	peak
6	6049.8416	41.38	7.63	49.01	74.00	-24.99	peak

Remark: 1. Measurement = Reading Level + Correct Factor.
2. If Peak Result complies with AV limit, AV Result is deemed to comply with AV limit.
3. Test setup: RBW: 1 MHz, VBW: 3 MHz, Sweep time: auto.
4. Peak: Peak detector.
5. AVG: VBW refer to section 6.2.
6. For below 6.5GHz part, filter losses were only considered in the spurious frequency bands and the authorized band were not corrected for Band Reject Filter losses.
. The proper operation of the transmitter prior to adding the filter to the measurement chain.
7. Only the worst case emission was recorded, if it complies with the limit, the other emissions deemed to comply with the limit.

This report shall not be reproduced except in full, without the written approval of UL-CCIC COMPANY LIMITED.

Test Mode	Channel	Polarization	Verdict
11A	5320	Vertical	PASS

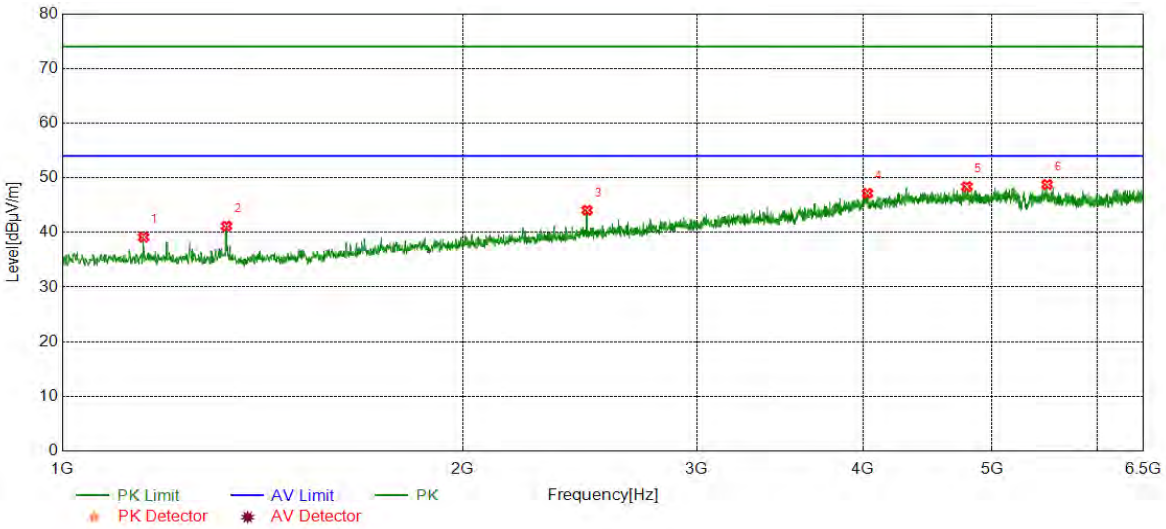

No.	Frequency	Reading Level	Correct Factor	Result	Limit	Margin	Remark
	(MHz)	(dBuV/m)	(dB)	(dBuV/m)	(dBuV/m)	(dB)	
1	1151.2752	44.11	-4.98	39.13	74.00	-34.87	peak
2	1329.1382	46.15	-4.99	41.16	74.00	-32.84	peak
3	2480.6634	44.56	-0.49	44.07	74.00	-29.93	peak
4	4030.0883	40.90	6.24	47.14	74.00	-26.86	peak
5	4786.4644	40.60	7.78	48.38	74.00	-25.62	peak
6	5500.6668	40.69	8.08	48.77	74.00	-25.23	peak

Remark: 1. Measurement = Reading Level + Correct Factor.
2. If Peak Result complies with AV limit, AV Result is deemed to comply with AV limit.
3. Test setup: RBW: 1 MHz, VBW: 3 MHz, Sweep time: auto.
4. Peak: Peak detector.
5. AVG: VBW refer to section 6.2.
6. For below 6.5GHz part, filter losses were only considered in the spurious frequency bands and the authorized band were not corrected for Band Reject Filter losses.
. The proper operation of the transmitter prior to adding the filter to the measurement chain.
7. Only the worst case emission was recorded, if it complies with the limit, the other emissions deemed to comply with the limit.

This report shall not be reproduced except in full, without the written approval of UL-CCIC COMPANY LIMITED.

Test Mode	Channel	Polarization	Verdict
11A	5500	Horizontal	PASS

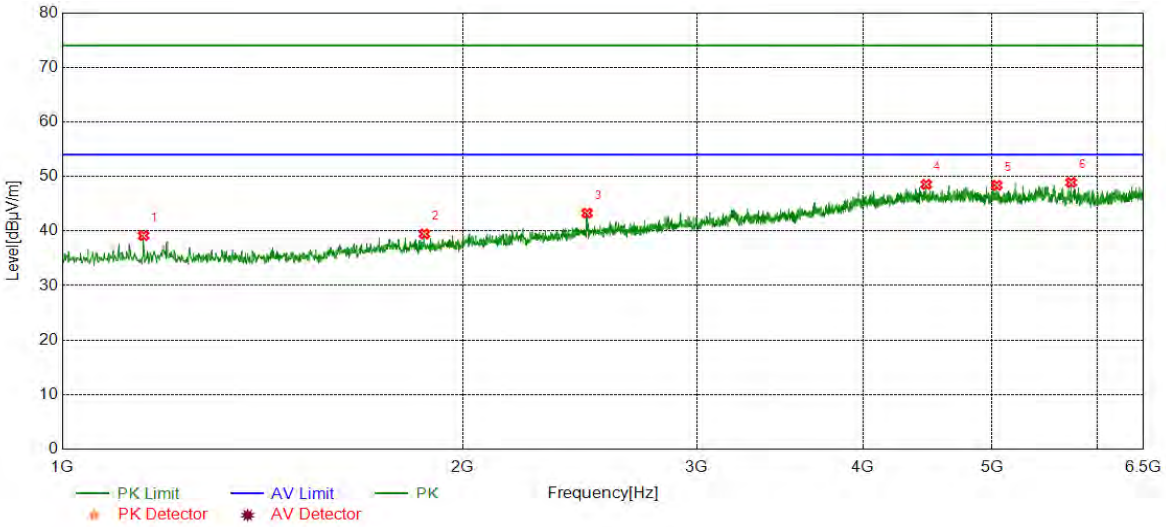

No.	Frequency	Reading Level	Correct Factor	Result	Limit	Margin	Remark
	(MHz)	(dBuV/m)	(dB)	(dBuV/m)	(dBuV/m)	(dB)	
1	1151.2752	44.17	-5.02	39.15	74.00	-34.85	peak
2	1871.8953	42.47	-3.00	39.47	74.00	-34.53	peak
3	2480.6634	43.82	-0.54	43.28	74.00	-30.72	peak
4	4461.9103	41.26	7.28	48.54	74.00	-25.46	peak
5	5041.3402	41.09	7.29	48.38	74.00	-25.62	peak
6	5733.5389	40.67	8.22	48.89	74.00	-25.11	peak

Remark: 1. Measurement = Reading Level + Correct Factor.
2. If Peak Result complies with AV limit, AV Result is deemed to comply with AV limit.
3. Test setup: RBW: 1 MHz, VBW: 3 MHz, Sweep time: auto.
4. Peak: Peak detector.
5. AVG: VBW refer to section 6.2.
6. For below 6.5GHz part, filter losses were only considered in the spurious frequency bands and the authorized band were not corrected for Band Reject Filter losses.
. The proper operation of the transmitter prior to adding the filter to the measurement chain.
7. Only the worst case emission was recorded, if it complies with the limit, the other emissions deemed to comply with the limit.

This report shall not be reproduced except in full, without the written approval of UL-CCIC COMPANY LIMITED.

Test Mode	Channel	Polarization	Verdict
11A	5500	Vertical	PASS

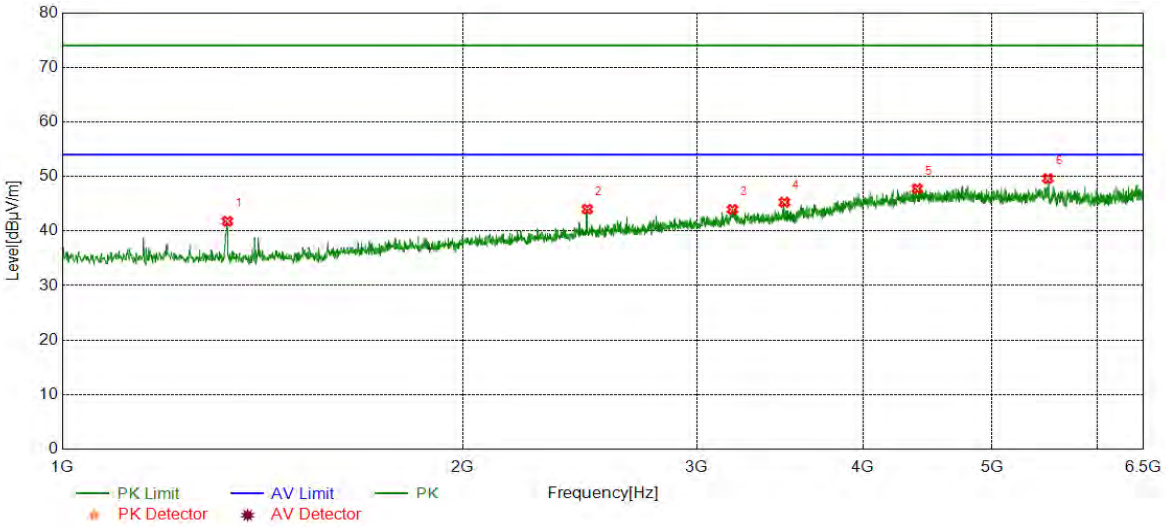

No.	Frequency (MHz)	Reading Level (dBuV/m)	Correct Factor (dB)	Result (dBuV/m)	Limit (dBuV/m)	Margin (dB)	Remark
1	1330.9718	46.97	-5.18	41.79	74.00	-32.21	peak
2	2481.5803	44.55	-0.54	44.01	74.00	-29.99	peak
3	3190.2817	40.66	3.29	43.95	74.00	-30.05	peak
4	3490.9985	41.88	3.38	45.26	74.00	-28.74	peak
5	4392.2320	40.84	6.91	47.75	74.00	-26.25	peak
6	5507.0845	41.13	8.48	49.61	74.00	-24.39	peak

Remark: 1. Measurement = Reading Level + Correct Factor.
2. If Peak Result complies with AV limit, AV Result is deemed to comply with AV limit.
3. Test setup: RBW: 1 MHz, VBW: 3 MHz, Sweep time: auto.
4. Peak: Peak detector.
5. AVG: VBW refer to section 6.2.
6. For below 6.5GHz part, filter losses were only considered in the spurious frequency bands and the authorized band were not corrected for Band Reject Filter losses.
. The proper operation of the transmitter prior to adding the filter to the measurement chain.
7. Only the worst case emission was recorded, if it complies with the limit, the other emissions deemed to comply with the limit.

This report shall not be reproduced except in full, without the written approval of UL-CCIC COMPANY LIMITED.

Test Mode	Channel	Polarization	Verdict
11A	5580	Horizontal	PASS

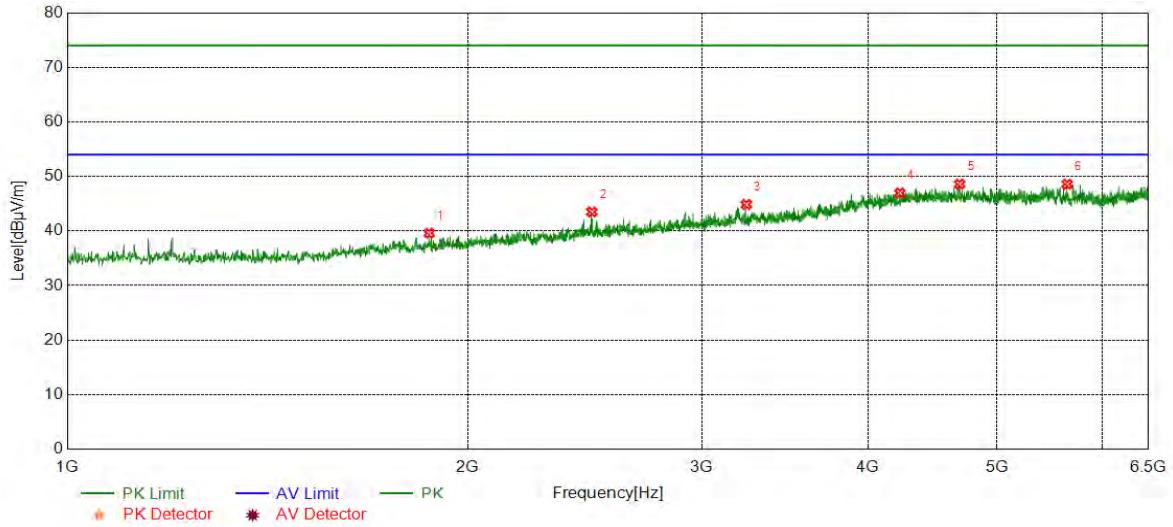

No.	Frequency	Reading Level	Correct Factor	Result	Limit	Margin	Remark
	(MHz)	(dBuV/m)	(dB)	(dBuV/m)	(dBuV/m)	(dB)	
1	1870.9785	42.61	-3.00	39.61	74.00	-34.39	peak
2	2479.7466	44.05	-0.55	43.50	74.00	-30.50	peak
3	3239.7900	42.56	2.29	44.85	74.00	-29.15	peak
4	4226.2877	40.63	6.34	46.97	74.00	-27.03	peak
5	4686.5311	41.08	7.52	48.60	74.00	-25.40	peak
6	5645.5243	40.32	8.26	48.58	74.00	-25.42	peak

Remark: 1. Measurement = Reading Level + Correct Factor.
2. If Peak Result complies with AV limit, AV Result is deemed to comply with AV limit.
3. Test setup: RBW: 1 MHz, VBW: 3 MHz, Sweep time: auto.
4. Peak: Peak detector.
5. AVG: VBW refer to section 6.2.
6. For below 6.5GHz part, filter losses were only considered in the spurious frequency bands and the authorized band were not corrected for Band Reject Filter losses.
. The proper operation of the transmitter prior to adding the filter to the measurement chain.
7. Only the worst case emission was recorded, if it complies with the limit, the other emissions deemed to comply with the limit.

This report shall not be reproduced except in full, without the written approval of UL-CCIC COMPANY LIMITED.

Test Mode	Channel	Polarization	Verdict
11A	5580	Vertical	PASS

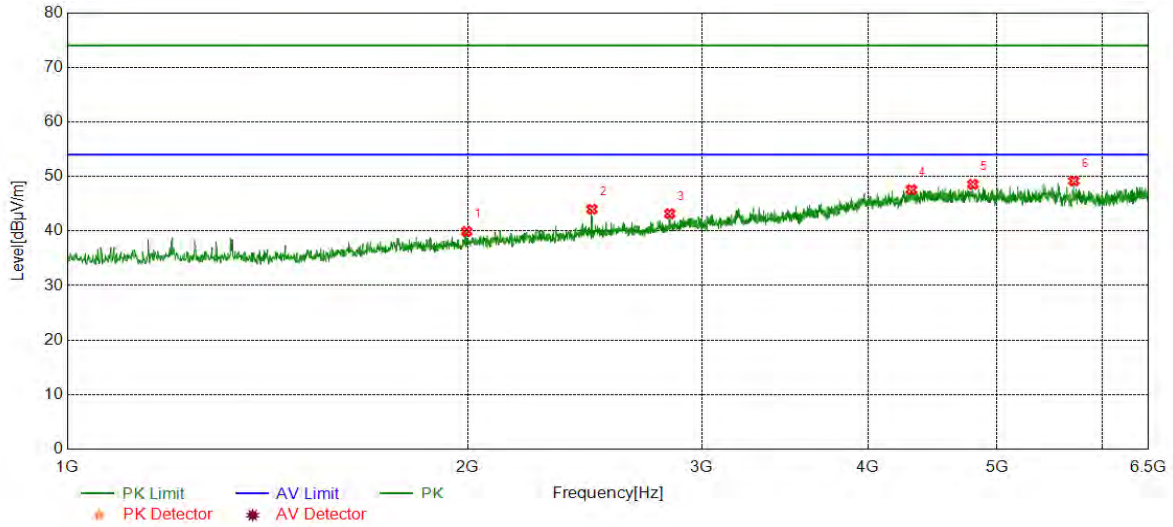

No.	Frequency	Reading Level	Correct Factor	Result	Limit	Margin	Remark
	(MHz)	(dBuV/m)	(dB)	(dBuV/m)	(dBuV/m)	(dB)	
1	1996.5828	42.06	-2.15	39.91	74.00	-34.09	peak
2	2479.7466	44.55	-0.55	44.00	74.00	-30.00	peak
3	2837.3062	41.96	1.21	43.17	74.00	-30.83	peak
4	4311.5519	40.81	6.77	47.58	74.00	-26.42	peak
5	4794.7158	40.65	7.90	48.55	74.00	-25.45	peak
6	5710.6184	40.94	8.23	49.17	74.00	-24.83	peak

Remark: 1. Measurement = Reading Level + Correct Factor.
2. If Peak Result complies with AV limit, AV Result is deemed to comply with AV limit.
3. Test setup: RBW: 1 MHz, VBW: 3 MHz, Sweep time: auto.
4. Peak: Peak detector.
5. AVG: VBW refer to section 6.2.
6. For below 6.5GHz part, filter losses were only considered in the spurious frequency bands and the authorized band were not corrected for Band Reject Filter losses.
. The proper operation of the transmitter prior to adding the filter to the measurement chain.
7. Only the worst case emission was recorded, if it complies with the limit, the other emissions deemed to comply with the limit.

This report shall not be reproduced except in full, without the written approval of UL-CCIC COMPANY LIMITED.

Test Mode	Channel	Polarization	Verdict
11A	5720	Horizontal	PASS

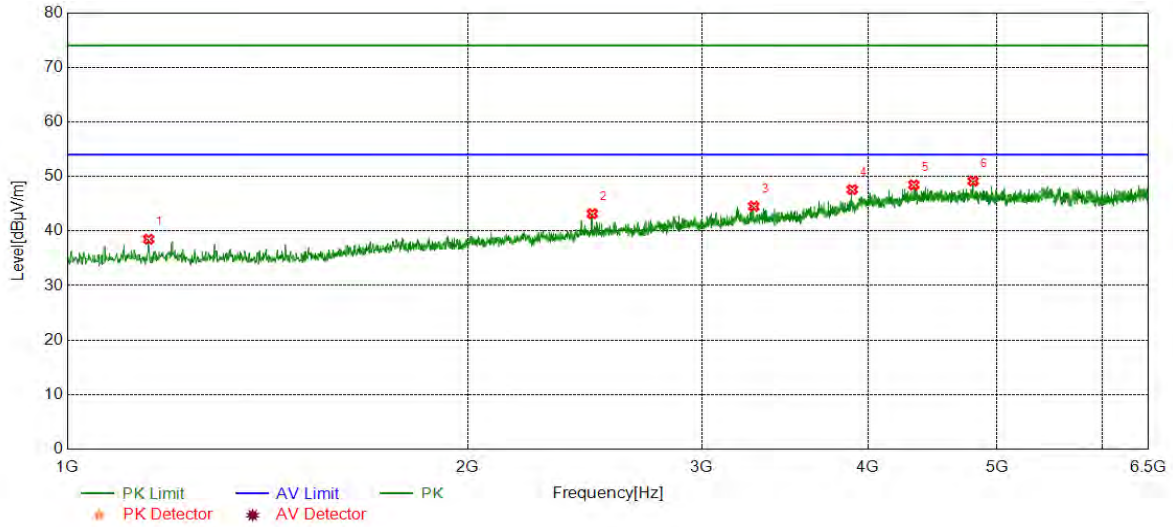

No.	Frequency	Reading Level	Correct Factor	Result	Limit	Margin	Remark
	(MHz)	(dBuV/m)	(dB)	(dBuV/m)	(dBuV/m)	(dB)	
1	1151.2752	43.51	-5.02	38.49	74.00	-35.51	peak
2	2481.5803	43.71	-0.54	43.17	74.00	-30.83	peak
3	3281.9637	41.45	3.08	44.53	74.00	-29.47	peak
4	3891.6486	42.16	5.44	47.60	74.00	-26.40	peak
5	4328.9715	41.68	6.77	48.45	74.00	-25.55	peak
6	4797.4662	41.36	7.80	49.16	74.00	-24.84	peak

Remark: 1. Measurement = Reading Level + Correct Factor.
2. If Peak Result complies with AV limit, AV Result is deemed to comply with AV limit.
3. Test setup: RBW: 1 MHz, VBW: 3 MHz, Sweep time: auto.
4. Peak: Peak detector.
5. AVG: VBW refer to section 6.2.
6. For below 6.5GHz part, filter losses were only considered in the spurious frequency bands and the authorized band were not corrected for Band Reject Filter losses.
. The proper operation of the transmitter prior to adding the filter to the measurement chain.
7. Only the worst case emission was recorded, if it complies with the limit, the other emissions deemed to comply with the limit.

This report shall not be reproduced except in full, without the written approval of UL-CCIC COMPANY LIMITED.

Test Mode	Channel	Polarization	Verdict
11A	5720	Vertical	PASS

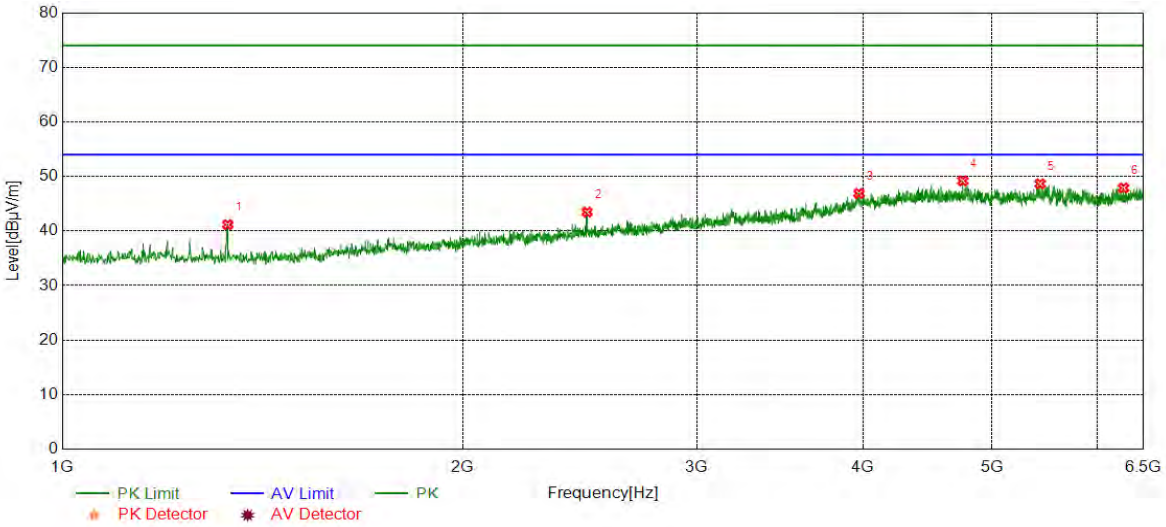

No.	Frequency	Reading Level	Correct Factor	Result	Limit	Margin	Remark
	(MHz)	(dBuV/m)	(dB)	(dBuV/m)	(dBuV/m)	(dB)	
1	1331.8886	46.34	-5.17	41.17	74.00	-32.83	peak
2	2480.6634	44.01	-0.54	43.47	74.00	-30.53	peak
3	3971.4119	40.91	5.99	46.90	74.00	-27.10	peak
4	4753.4589	41.62	7.57	49.19	74.00	-24.81	peak
5	5433.7390	40.18	8.48	48.66	74.00	-25.34	peak
6	6278.1297	39.43	8.46	47.89	74.00	-26.11	peak

Remark: 1. Measurement = Reading Level + Correct Factor.
2. If Peak Result complies with AV limit, AV Result is deemed to comply with AV limit.
3. Test setup: RBW: 1 MHz, VBW: 3 MHz, Sweep time: auto.
4. Peak: Peak detector.
5. AVG: VBW refer to section 6.2.
6. For below 6.5GHz part, filter losses were only considered in the spurious frequency bands and the authorized band were not corrected for Band Reject Filter losses.
. The proper operation of the transmitter prior to adding the filter to the measurement chain.
7. Only the worst case emission was recorded, if it complies with the limit, the other emissions deemed to comply with the limit.

This report shall not be reproduced except in full, without the written approval of UL-CCIC COMPANY LIMITED.

Test Mode	Channel	Polarization	Verdict
11A	5745	Horizontal	PASS

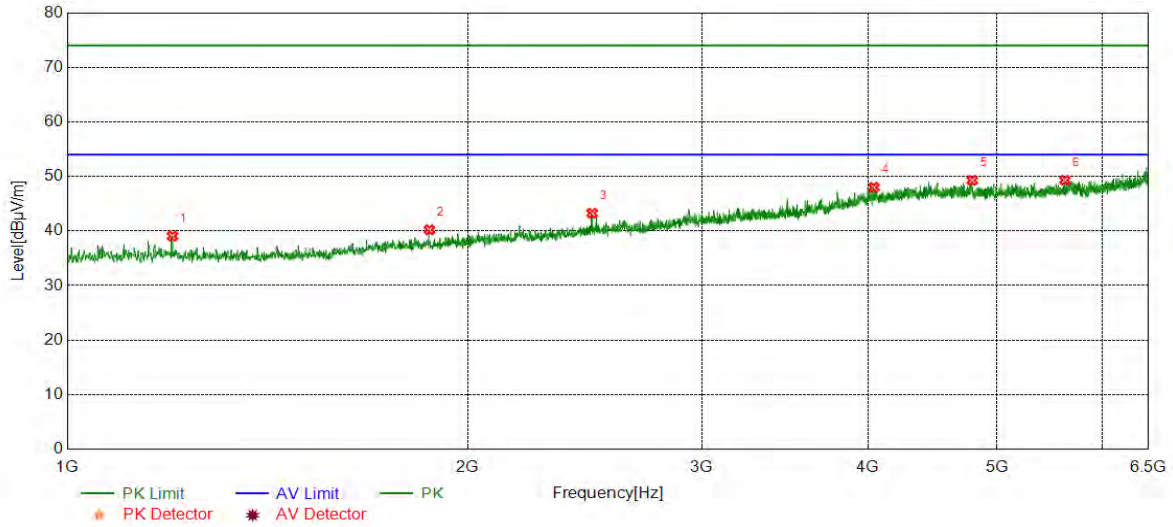

No.	Frequency	Reading Level	Correct Factor	Result	Limit	Margin	Remark
	(MHz)	(dBuV/m)	(dB)	(dBuV/m)	(dBuV/m)	(dB)	
1	1199.8666	44.14	-5.08	39.06	74.00	-34.94	peak
2	1871.8953	43.25	-3.03	40.22	74.00	-33.78	peak
3	2480.6634	43.96	-0.71	43.25	74.00	-30.75	peak
4	4040.1734	42.17	5.84	48.01	74.00	-25.99	peak
5	4790.1317	41.47	7.81	49.28	74.00	-24.72	peak
6	5623.5206	42.08	7.22	49.30	74.00	-24.70	peak

Remark: 1. Measurement = Reading Level + Correct Factor.
2. If Peak Result complies with AV limit, AV Result is deemed to comply with AV limit.
3. Test setup: RBW: 1 MHz, VBW: 3 MHz, Sweep time: auto.
4. Peak: Peak detector.
5. AVG: VBW refer to section 6.2.
6. For below 6.5GHz part, filter losses were only considered in the spurious frequency bands and the authorized band were not corrected for Band Reject Filter losses.
. The proper operation of the transmitter prior to adding the filter to the measurement chain.
7. Only the worst case emission was recorded, if it complies with the limit, the other emissions deemed to comply with the limit.

This report shall not be reproduced except in full, without the written approval of UL-CCIC COMPANY LIMITED.

Test Mode	Channel	Polarization	Verdict
11A	5745	Vertical	PASS

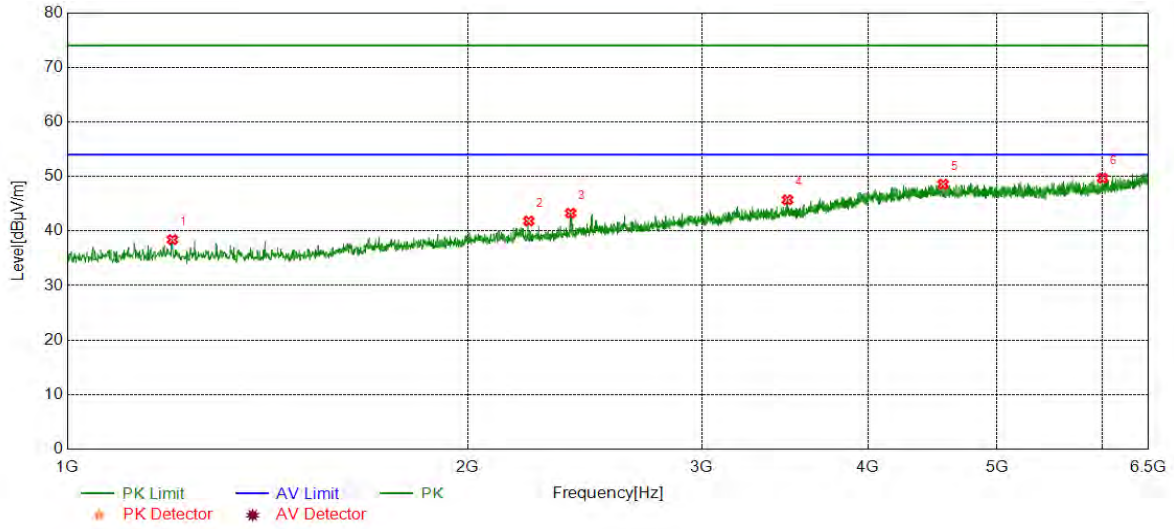

No.	Frequency	Reading Level	Correct Factor	Result	Limit	Margin	Remark
	(MHz)	(dBuV/m)	(dB)	(dBuV/m)	(dBuV/m)	(dB)	
1	1199.8666	43.49	-5.08	38.41	74.00	-35.59	peak
2	2223.0372	43.32	-1.49	41.83	74.00	-32.17	peak
3	2389.8983	44.20	-0.93	43.27	74.00	-30.73	peak
4	3479.0798	42.29	3.41	45.70	74.00	-28.30	peak
5	4553.5923	41.71	6.87	48.58	74.00	-25.42	peak
6	6002.1670	42.37	7.32	49.69	74.00	-24.31	peak

Remark: 1. Measurement = Reading Level + Correct Factor.
2. If Peak Result complies with AV limit, AV Result is deemed to comply with AV limit.
3. Test setup: RBW: 1 MHz, VBW: 3 MHz, Sweep time: auto.
4. Peak: Peak detector.
5. AVG: VBW refer to section 6.2.
6. For below 6.5GHz part, filter losses were only considered in the spurious frequency bands and the authorized band were not corrected for Band Reject Filter losses.
. The proper operation of the transmitter prior to adding the filter to the measurement chain.
7. Only the worst case emission was recorded, if it complies with the limit, the other emissions deemed to comply with the limit.

This report shall not be reproduced except in full, without the written approval of UL-CCIC COMPANY LIMITED.

Test Mode	Channel	Polarization	Verdict
11A	5785	Horizontal	PASS

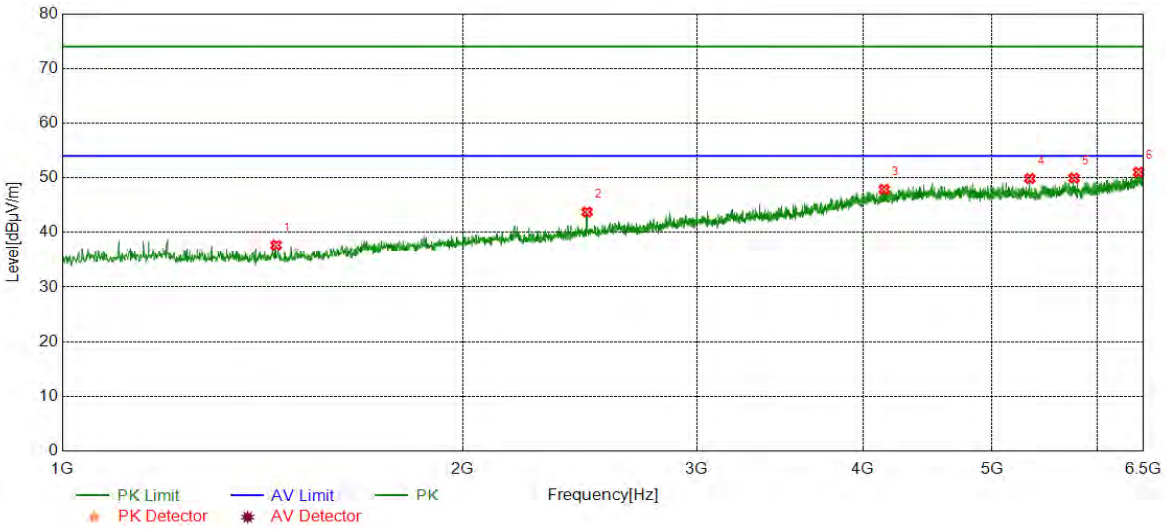

No.	Frequency	Reading Level	Correct Factor	Result	Limit	Margin	Remark
	(MHz)	(dBuV/m)	(dB)	(dBuV/m)	(dBuV/m)	(dB)	
1	1448.3247	42.73	-5.07	37.66	74.00	-36.34	peak
2	2480.6634	44.44	-0.71	43.73	74.00	-30.27	peak
3	4149.2749	41.56	6.30	47.86	74.00	-26.14	peak
4	5338.3897	42.74	7.13	49.87	74.00	-24.13	peak
5	5761.9603	42.26	7.68	49.94	74.00	-24.06	peak
6	6442.2404	41.64	9.38	51.02	74.00	-22.98	peak

Remark: 1. Measurement = Reading Level + Correct Factor.
2. If Peak Result complies with AV limit, AV Result is deemed to comply with AV limit.
3. Test setup: RBW: 1 MHz, VBW: 3 MHz, Sweep time: auto.
4. Peak: Peak detector.
5. AVG: VBW refer to section 6.2.
6. For below 6.5GHz part, filter losses were only considered in the spurious frequency bands and the authorized band were not corrected for Band Reject Filter losses.
. The proper operation of the transmitter prior to adding the filter to the measurement chain.
7. Only the worst case emission was recorded, if it complies with the limit, the other emissions deemed to comply with the limit.

This report shall not be reproduced except in full, without the written approval of UL-CCIC COMPANY LIMITED.

Test Mode	Channel	Polarization	Verdict
11A	5785	Vertical	PASS

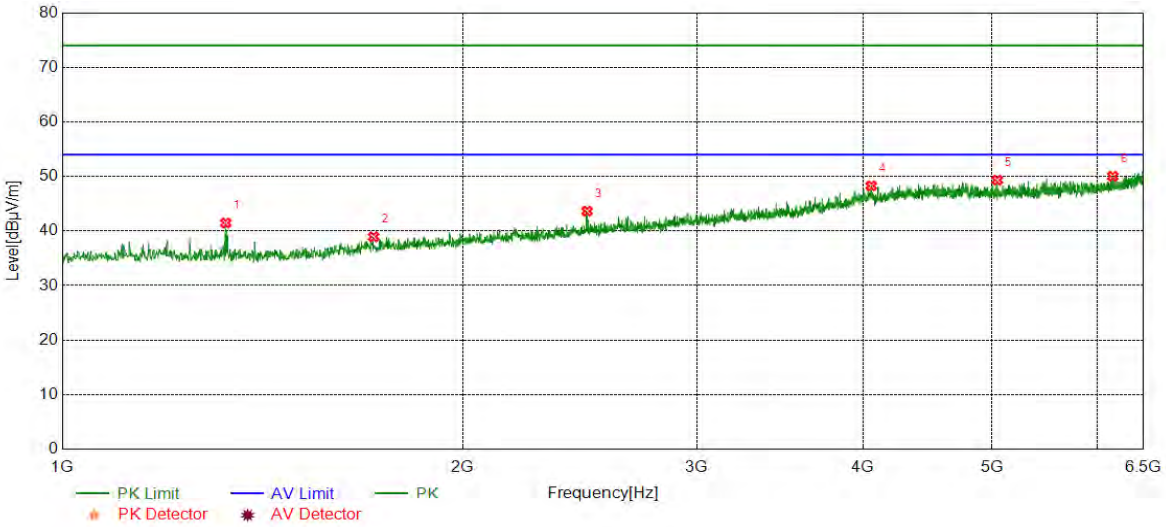

No.	Frequency	Reading Level	Correct Factor	Result	Limit	Margin	Remark
	(MHz)	(dBuV/m)	(dB)	(dBuV/m)	(dBuV/m)	(dB)	
1	1327.3046	46.72	-5.25	41.47	74.00	-32.53	peak
2	1714.2024	42.57	-3.64	38.93	74.00	-35.07	peak
3	2480.6634	44.36	-0.71	43.65	74.00	-30.35	peak
4	4056.6761	42.18	6.09	48.27	74.00	-25.73	peak
5	5045.9243	42.36	6.97	49.33	74.00	-24.67	peak
6	6161.6936	42.27	7.77	50.04	74.00	-23.96	peak

Remark: 1. Measurement = Reading Level + Correct Factor.
2. If Peak Result complies with AV limit, AV Result is deemed to comply with AV limit.
3. Test setup: RBW: 1 MHz, VBW: 3 MHz, Sweep time: auto.
4. Peak: Peak detector.
5. AVG: VBW refer to section 6.2.
6. For below 6.5GHz part, filter losses were only considered in the spurious frequency bands and the authorized band were not corrected for Band Reject Filter losses.
. The proper operation of the transmitter prior to adding the filter to the measurement chain.
7. Only the worst case emission was recorded, if it complies with the limit, the other emissions deemed to comply with the limit.

This report shall not be reproduced except in full, without the written approval of UL-CCIC COMPANY LIMITED.

Test Mode	Channel	Polarization	Verdict
11A	5825	Horizontal	PASS

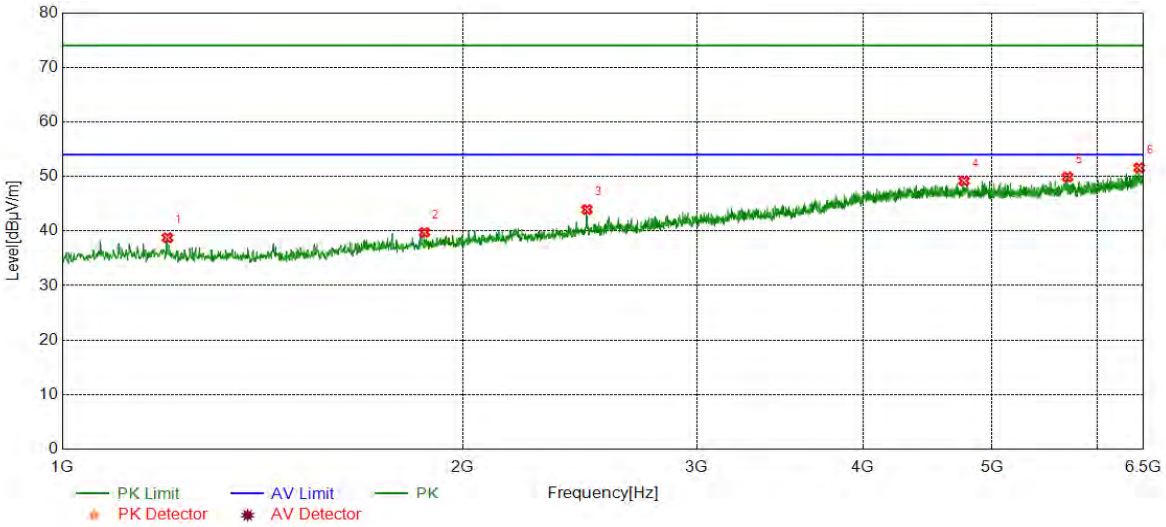

No.	Frequency (MHz)	Reading Level (dBuV/m)	Correct Factor (dB)	Result (dBuV/m)	Limit (dBuV/m)	Margin (dB)	Remark
1	1199.8666	43.84	-5.08	38.76	74.00	-35.24	peak
2	1871.8953	42.77	-3.03	39.74	74.00	-34.26	peak
3	2479.7466	44.65	-0.72	43.93	74.00	-30.07	peak
4	4763.5439	41.65	7.53	49.18	74.00	-24.82	peak
5	5697.7830	42.08	7.83	49.91	74.00	-24.09	peak
6	6450.4917	42.12	9.45	51.57	74.00	-22.43	peak

Remark: 1. Measurement = Reading Level + Correct Factor.
2. If Peak Result complies with AV limit, AV Result is deemed to comply with AV limit.
3. Test setup: RBW: 1 MHz, VBW: 3 MHz, Sweep time: auto.
4. Peak: Peak detector.
5. AVG: VBW refer to section 6.2.
6. For below 6.5GHz part, filter losses were only considered in the spurious frequency bands and the authorized band were not corrected for Band Reject Filter losses.
. The proper operation of the transmitter prior to adding the filter to the measurement chain.
7. Only the worst case emission was recorded, if it complies with the limit, the other emissions deemed to comply with the limit.

This report shall not be reproduced except in full, without the written approval of UL-CCIC COMPANY LIMITED.

Test Mode	Channel	Polarization	Verdict
11A	5825	Vertical	PASS

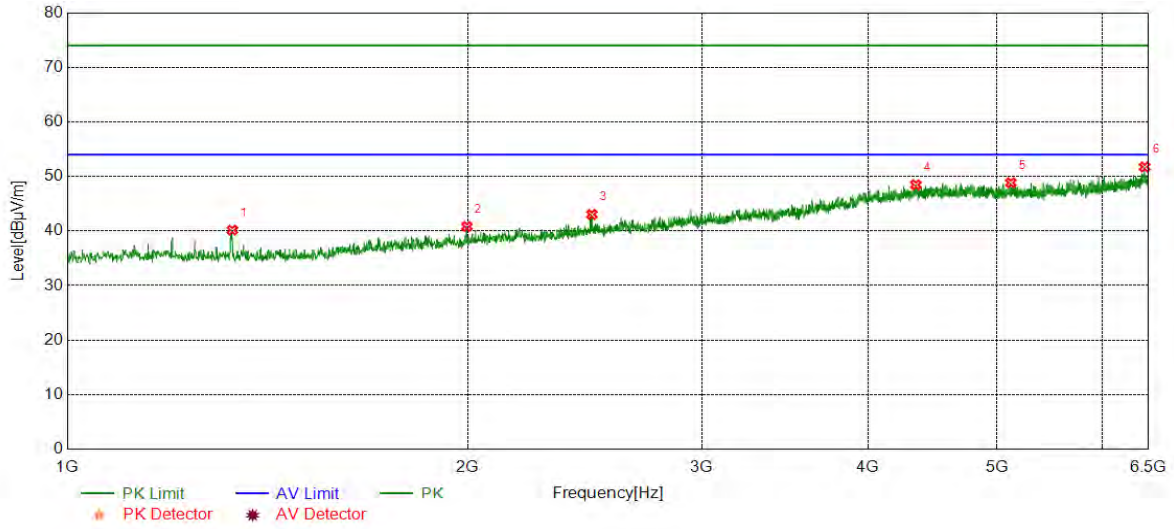

No.	Frequency	Reading Level	Correct Factor	Result	Limit	Margin	Remark
	(MHz)	(dBuV/m)	(dB)	(dBuV/m)	(dBuV/m)	(dB)	
1	1330.9718	45.48	-5.32	40.16	74.00	-33.84	peak
2	1997.4996	43.15	-2.31	40.84	74.00	-33.16	peak
3	2479.7466	43.74	-0.72	43.02	74.00	-30.98	peak
4	4344.5574	41.57	6.90	48.47	74.00	-25.53	peak
5	5121.1035	41.77	7.07	48.84	74.00	-25.16	peak
6	6455.9927	42.25	9.49	51.74	74.00	-22.26	peak

Remark: 1. Measurement = Reading Level + Correct Factor.
2. If Peak Result complies with AV limit, AV Result is deemed to comply with AV limit.
3. Test setup: RBW: 1 MHz, VBW: 3 MHz, Sweep time: auto.
4. Peak: Peak detector.
5. AVG: VBW refer to section 6.2.
6. For below 6.5GHz part, filter losses were only considered in the spurious frequency bands and the authorized band were not corrected for Band Reject Filter losses.
. The proper operation of the transmitter prior to adding the filter to the measurement chain.
7. Only the worst case emission was recorded, if it complies with the limit, the other emissions deemed to comply with the limit.

This report shall not be reproduced except in full, without the written approval of UL-CCIC COMPANY LIMITED.

Test Mode	Channel	Polarization	Verdict
11AC20	5180	Horizontal	PASS

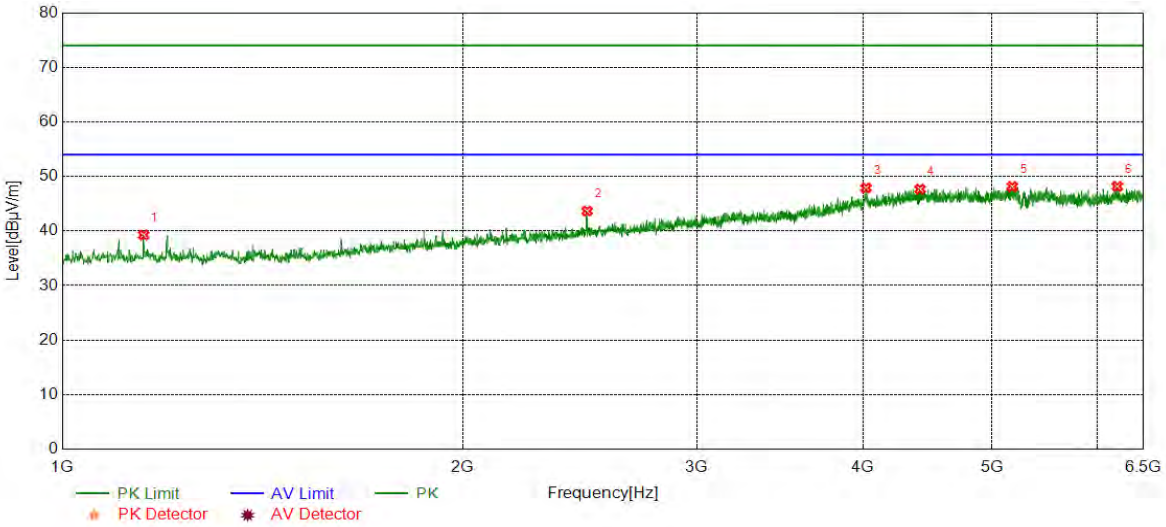

No.	Frequency	Reading Level	Correct Factor	Result	Limit	Margin	Remark
	(MHz)	(dBuV/m)	(dB)	(dBuV/m)	(dBuV/m)	(dB)	
1	1151.2752	44.24	-4.98	39.26	74.00	-34.74	peak
2	2480.6634	44.16	-0.49	43.67	74.00	-30.33	peak
3	4020.0033	41.37	6.51	47.88	74.00	-26.12	peak
4	4414.2357	40.74	6.93	47.67	74.00	-26.33	peak
5	5177.9463	40.20	7.93	48.13	74.00	-25.87	peak
6	6210.2850	39.89	8.28	48.17	74.00	-25.83	peak

Remark: 1. Measurement = Reading Level + Correct Factor.
2. If Peak Result complies with AV limit, AV Result is deemed to comply with AV limit.
3. Test setup: RBW: 1 MHz, VBW: 3 MHz, Sweep time: auto.
4. Peak: Peak detector.
5. AVG: VBW refer to section 6.2.
6. For below 6.5GHz part, filter losses were only considered in the spurious frequency bands and the authorized band were not corrected for Band Reject Filter losses.
. The proper operation of the transmitter prior to adding the filter to the measurement chain.
7. Only the worst case emission was recorded, if it complies with the limit, the other emissions deemed to comply with the limit.

This report shall not be reproduced except in full, without the written approval of UL-CCIC COMPANY LIMITED.

Test Mode	Channel	Polarization	Verdict
11AC20	5180	Vertical	PASS

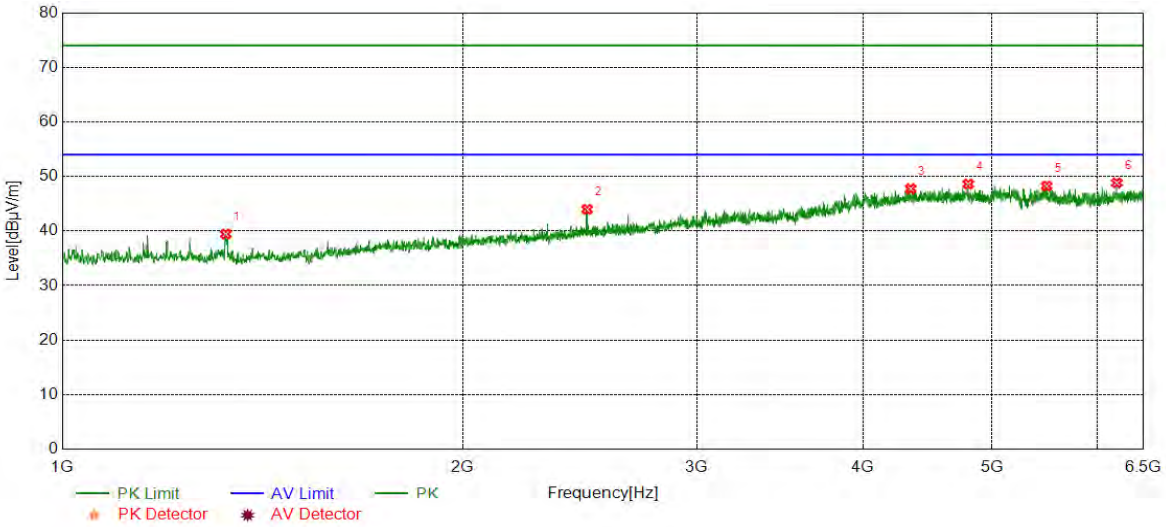

No.	Frequency	Reading Level	Correct Factor	Result	Limit	Margin	Remark
	(MHz)	(dBuV/m)	(dB)	(dBuV/m)	(dBuV/m)	(dB)	
1	1327.3046	44.34	-4.90	39.44	74.00	-34.56	peak
2	2480.6634	44.45	-0.49	43.96	74.00	-30.04	peak
3	4342.7238	40.61	7.14	47.75	74.00	-26.25	peak
4	4798.3831	41.02	7.59	48.61	74.00	-25.39	peak
5	5495.1659	40.11	8.13	48.24	74.00	-25.76	peak
6	6205.7010	40.46	8.36	48.82	74.00	-25.18	peak

Remark: 1. Measurement = Reading Level + Correct Factor.
2. If Peak Result complies with AV limit, AV Result is deemed to comply with AV limit.
3. Test setup: RBW: 1 MHz, VBW: 3 MHz, Sweep time: auto.
4. Peak: Peak detector.
5. AVG: VBW refer to section 6.2.
6. For below 6.5GHz part, filter losses were only considered in the spurious frequency bands and the authorized band were not corrected for Band Reject Filter losses.
. The proper operation of the transmitter prior to adding the filter to the measurement chain.
7. Only the worst case emission was recorded, if it complies with the limit, the other emissions deemed to comply with the limit.

This report shall not be reproduced except in full, without the written approval of UL-CCIC COMPANY LIMITED.

Test Mode	Channel	Polarization	Verdict
11AC20	5200	Horizontal	PASS

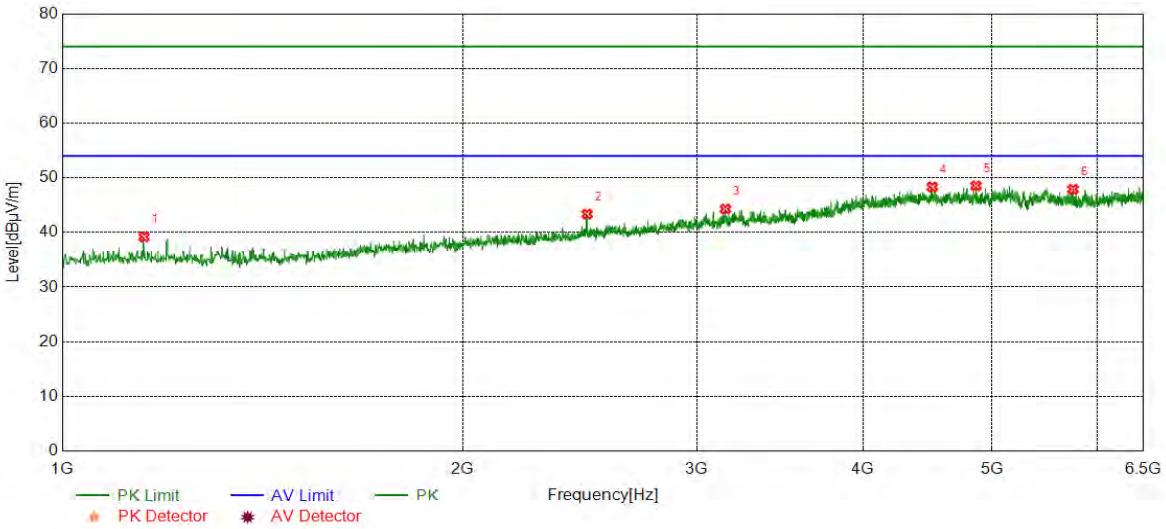

No.	Frequency	Reading Level	Correct Factor	Result	Limit	Margin	Remark
	(MHz)	(dBuV/m)	(dB)	(dBuV/m)	(dBuV/m)	(dB)	
1	1152.1920	44.16	-4.98	39.18	74.00	-34.82	peak
2	2480.6634	43.85	-0.49	43.36	74.00	-30.64	peak
3	3151.7753	41.78	2.49	44.27	74.00	-29.73	peak
4	4508.6681	40.94	7.38	48.32	74.00	-25.68	peak
5	4863.4772	41.22	7.31	48.53	74.00	-25.47	peak
6	5752.7921	40.40	7.49	47.89	74.00	-26.11	peak

Remark: 1. Measurement = Reading Level + Correct Factor.
2. If Peak Result complies with AV limit, AV Result is deemed to comply with AV limit.
3. Test setup: RBW: 1 MHz, VBW: 3 MHz, Sweep time: auto.
4. Peak: Peak detector.
5. AVG: VBW refer to section 6.2.
6. For below 6.5GHz part, filter losses were only considered in the spurious frequency bands and the authorized band were not corrected for Band Reject Filter losses.
. The proper operation of the transmitter prior to adding the filter to the measurement chain.
7. Only the worst case emission was recorded, if it complies with the limit, the other emissions deemed to comply with the limit.

This report shall not be reproduced except in full, without the written approval of UL-CCIC COMPANY LIMITED.

Test Mode	Channel	Polarization	Verdict
11AC20	5200	Vertical	PASS

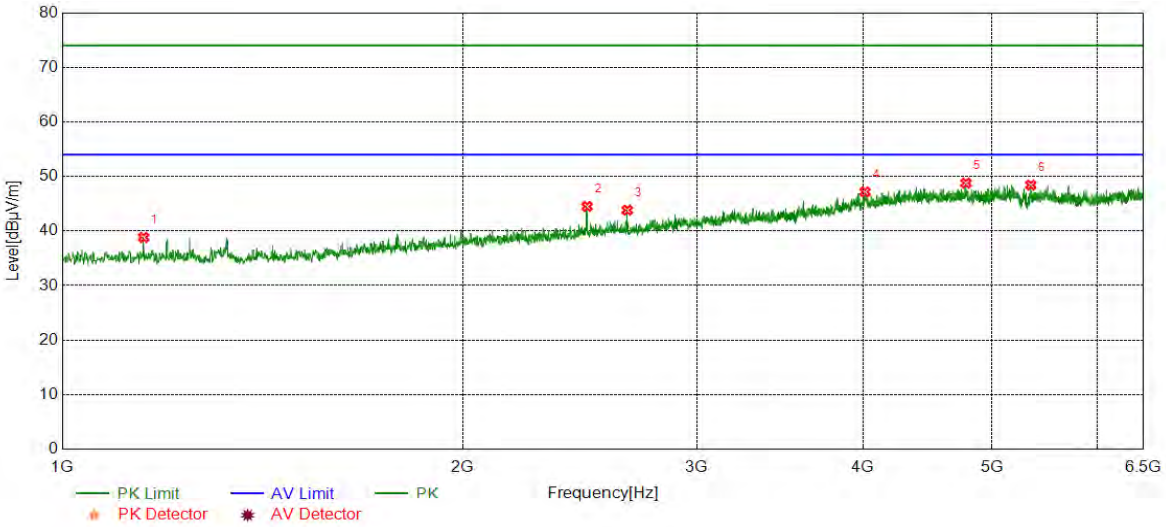

No.	Frequency (MHz)	Reading Level (dBuV/m)	Correct Factor (dB)	Result (dBuV/m)	Limit (dBuV/m)	Margin (dB)	Remark
1	1151.2752	43.81	-4.98	38.83	74.00	-35.17	peak
2	2480.6634	44.98	-0.49	44.49	74.00	-29.51	peak
3	2659.4432	43.47	0.35	43.82	74.00	-30.18	peak
4	4013.5856	40.91	6.26	47.17	74.00	-26.83	peak
5	4780.0467	41.20	7.58	48.78	74.00	-25.22	peak
6	5347.5579	40.66	7.76	48.42	74.00	-25.58	peak

Remark: 1. Measurement = Reading Level + Correct Factor.
2. If Peak Result complies with AV limit, AV Result is deemed to comply with AV limit.
3. Test setup: RBW: 1 MHz, VBW: 3 MHz, Sweep time: auto.
4. Peak: Peak detector.
5. AVG: VBW refer to section 6.2.
6. For below 6.5GHz part, filter losses were only considered in the spurious frequency bands and the authorized band were not corrected for Band Reject Filter losses.
. The proper operation of the transmitter prior to adding the filter to the measurement chain.
7. Only the worst case emission was recorded, if it complies with the limit, the other emissions deemed to comply with the limit.

This report shall not be reproduced except in full, without the written approval of UL-CCIC COMPANY LIMITED.

Test Mode	Channel	Polarization	Verdict
11AC20	5240	Horizontal	PASS

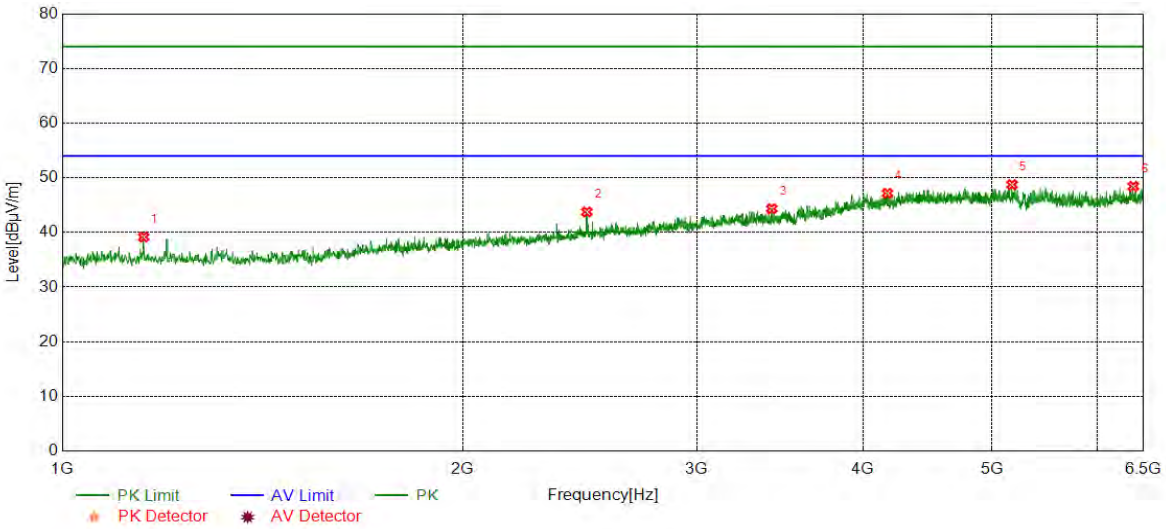

No.	Frequency	Reading Level	Correct Factor	Result	Limit	Margin	Remark
	(MHz)	(dBuV/m)	(dB)	(dBuV/m)	(dBuV/m)	(dB)	
1	1151.2752	44.14	-4.98	39.16	74.00	-34.84	peak
2	2479.7466	44.24	-0.49	43.75	74.00	-30.25	peak
3	3414.9025	41.51	2.83	44.34	74.00	-29.66	peak
4	4172.1954	40.99	6.17	47.16	74.00	-26.84	peak
5	5176.1127	40.80	7.94	48.74	74.00	-25.26	peak
6	6385.3976	39.42	9.01	48.43	74.00	-25.57	peak

Remark: 1. Measurement = Reading Level + Correct Factor.
2. If Peak Result complies with AV limit, AV Result is deemed to comply with AV limit.
3. Test setup: RBW: 1 MHz, VBW: 3 MHz, Sweep time: auto.
4. Peak: Peak detector.
5. AVG: VBW refer to section 6.2.
6. For below 6.5GHz part, filter losses were only considered in the spurious frequency bands and the authorized band were not corrected for Band Reject Filter losses.
. The proper operation of the transmitter prior to adding the filter to the measurement chain.
7. Only the worst case emission was recorded, if it complies with the limit, the other emissions deemed to comply with the limit.

This report shall not be reproduced except in full, without the written approval of UL-CCIC COMPANY LIMITED.

Test Mode	Channel	Polarization	Verdict
11AC20	5240	Vertical	PASS

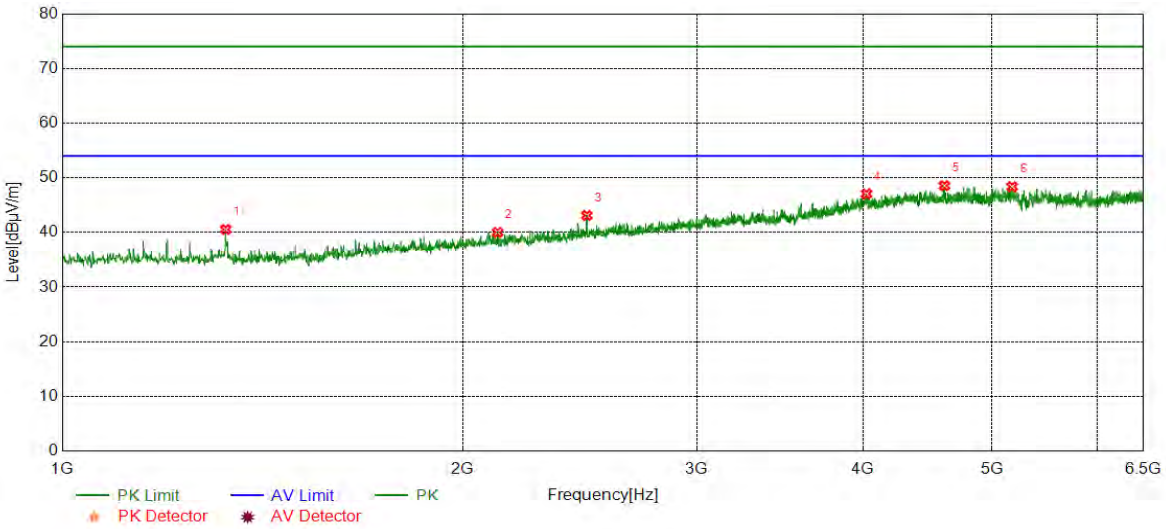

No.	Frequency (MHz)	Reading Level (dBuV/m)	Correct Factor (dB)	Result (dBuV/m)	Limit (dBuV/m)	Margin (dB)	Remark
1	1327.3046	45.44	-4.90	40.54	74.00	-33.46	peak
2	2124.9375	41.56	-1.55	40.01	74.00	-33.99	peak
3	2479.7466	43.59	-0.49	43.10	74.00	-30.90	peak
4	4023.6706	40.63	6.42	47.05	74.00	-26.95	peak
5	4604.0173	41.39	7.16	48.55	74.00	-25.45	peak
6	5177.0295	40.44	7.93	48.37	74.00	-25.63	peak

Remark: 1. Measurement = Reading Level + Correct Factor.
2. If Peak Result complies with AV limit, AV Result is deemed to comply with AV limit.
3. Test setup: RBW: 1 MHz, VBW: 3 MHz, Sweep time: auto.
4. Peak: Peak detector.
5. AVG: VBW refer to section 6.2.
6. For below 6.5GHz part, filter losses were only considered in the spurious frequency bands and the authorized band were not corrected for Band Reject Filter losses.
. The proper operation of the transmitter prior to adding the filter to the measurement chain.
7. Only the worst case emission was recorded, if it complies with the limit, the other emissions deemed to comply with the limit.

This report shall not be reproduced except in full, without the written approval of UL-CCIC COMPANY LIMITED.

Test Mode	Channel	Polarization	Verdict
11AC20	5260	Horizontal	PASS

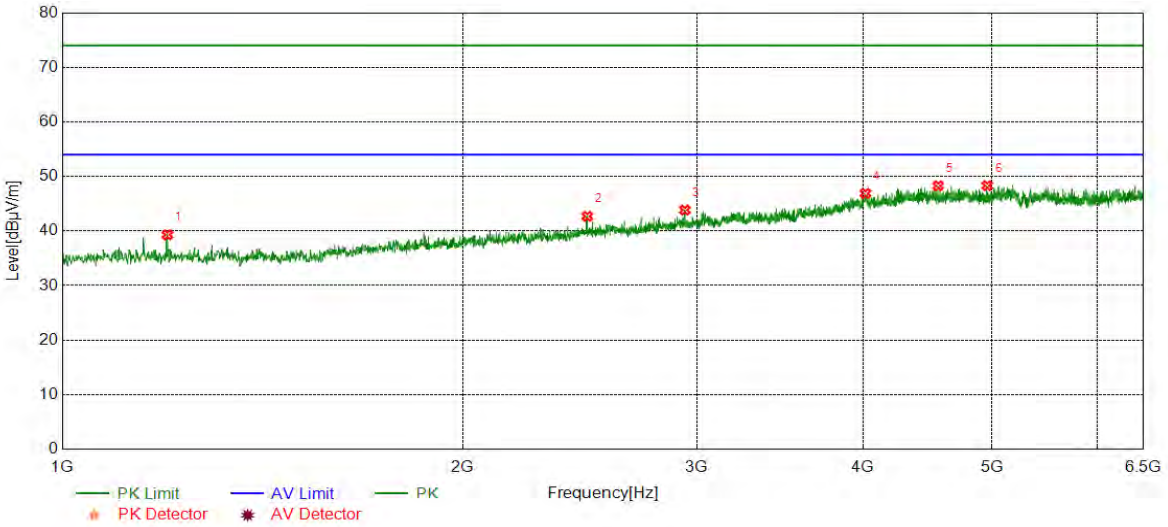

No.	Frequency (MHz)	Reading Level (dBuV/m)	Correct Factor (dB)	Result (dBuV/m)	Limit (dBuV/m)	Margin (dB)	Remark
1	1199.8666	44.24	-4.94	39.30	74.00	-34.70	peak
2	2481.5803	43.18	-0.49	42.69	74.00	-31.31	peak
3	2938.1564	42.11	1.73	43.84	74.00	-30.16	peak
4	4016.3361	40.53	6.37	46.90	74.00	-27.10	peak
5	4554.5091	41.13	7.16	48.29	74.00	-25.71	peak
6	4957.9097	40.92	7.39	48.31	74.00	-25.69	peak

Remark: 1. Measurement = Reading Level + Correct Factor.
2. If Peak Result complies with AV limit, AV Result is deemed to comply with AV limit.
3. Test setup: RBW: 1 MHz, VBW: 3 MHz, Sweep time: auto.
4. Peak: Peak detector.
5. AVG: VBW refer to section 6.2.
6. For below 6.5GHz part, filter losses were only considered in the spurious frequency bands and the authorized band were not corrected for Band Reject Filter losses.
. The proper operation of the transmitter prior to adding the filter to the measurement chain.
7. Only the worst case emission was recorded, if it complies with the limit, the other emissions deemed to comply with the limit.

This report shall not be reproduced except in full, without the written approval of UL-CCIC COMPANY LIMITED.

Test Mode	Channel	Polarization	Verdict
11AC20	5260	Vertical	PASS

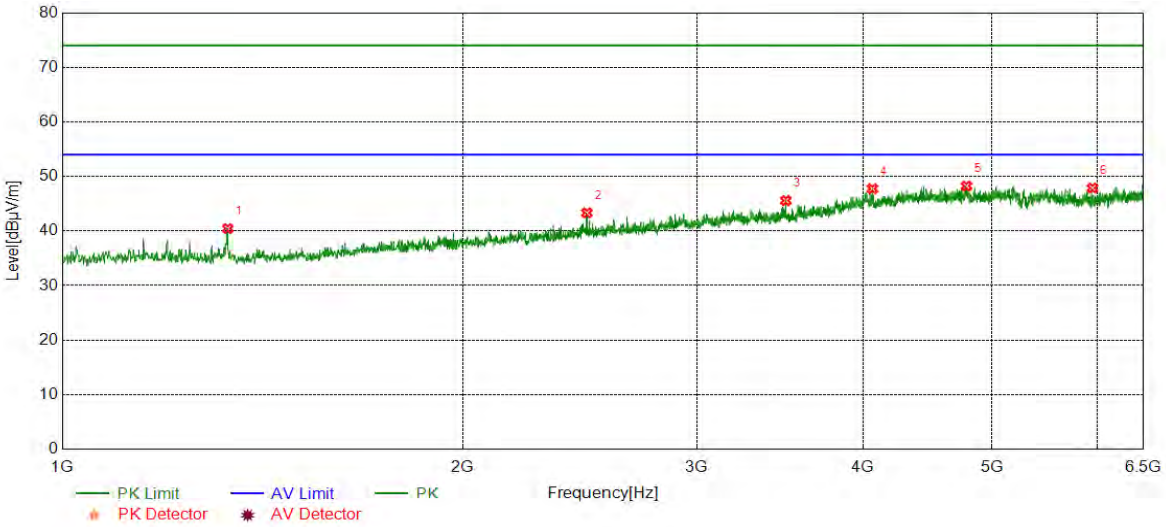

No.	Frequency (MHz)	Reading Level (dBuV/m)	Correct Factor (dB)	Result (dBuV/m)	Limit (dBuV/m)	Margin (dB)	Remark
1	1331.8886	45.49	-5.03	40.46	74.00	-33.54	peak
2	2479.7466	43.82	-0.49	43.33	74.00	-30.67	peak
3	3499.2499	42.35	3.22	45.57	74.00	-28.43	peak
4	4064.9275	41.76	5.98	47.74	74.00	-26.26	peak
5	4783.7140	40.55	7.70	48.25	74.00	-25.75	peak
6	5948.9915	40.48	7.39	47.87	74.00	-26.13	peak

Remark: 1. Measurement = Reading Level + Correct Factor.
2. If Peak Result complies with AV limit, AV Result is deemed to comply with AV limit.
3. Test setup: RBW: 1 MHz, VBW: 3 MHz, Sweep time: auto.
4. Peak: Peak detector.
5. AVG: VBW refer to section 6.2.
6. For below 6.5GHz part, filter losses were only considered in the spurious frequency bands and the authorized band were not corrected for Band Reject Filter losses.
. The proper operation of the transmitter prior to adding the filter to the measurement chain.
7. Only the worst case emission was recorded, if it complies with the limit, the other emissions deemed to comply with the limit.

This report shall not be reproduced except in full, without the written approval of UL-CCIC COMPANY LIMITED.

Test Mode	Channel	Polarization	Verdict
11AC20	5280	Horizontal	PASS

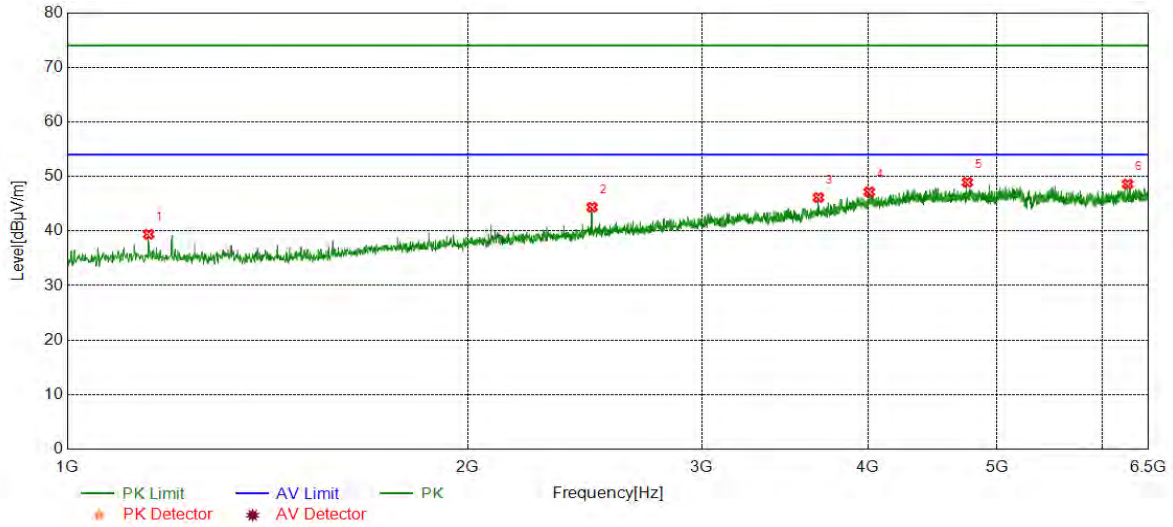

No.	Frequency	Reading Level	Correct Factor	Result	Limit	Margin	Remark
	(MHz)	(dBuV/m)	(dB)	(dBuV/m)	(dBuV/m)	(dB)	
1	1151.2752	44.37	-4.98	39.39	74.00	-34.61	peak
2	2480.6634	44.85	-0.49	44.36	74.00	-29.64	peak
3	3670.6951	41.89	4.24	46.13	74.00	-27.87	peak
4	4008.0847	41.09	6.07	47.16	74.00	-26.84	peak
5	4749.7916	41.67	7.25	48.92	74.00	-25.08	peak
6	6268.9615	40.18	8.42	48.60	74.00	-25.40	peak

Remark: 1. Measurement = Reading Level + Correct Factor.
2. If Peak Result complies with AV limit, AV Result is deemed to comply with AV limit.
3. Test setup: RBW: 1 MHz, VBW: 3 MHz, Sweep time: auto.
4. Peak: Peak detector.
5. AVG: VBW refer to section 6.2.
6. For below 6.5GHz part, filter losses were only considered in the spurious frequency bands and the authorized band were not corrected for Band Reject Filter losses.
. The proper operation of the transmitter prior to adding the filter to the measurement chain.
7. Only the worst case emission was recorded, if it complies with the limit, the other emissions deemed to comply with the limit.

This report shall not be reproduced except in full, without the written approval of UL-CCIC COMPANY LIMITED.

Test Mode	Channel	Polarization	Verdict
11AC20	5280	Vertical	PASS

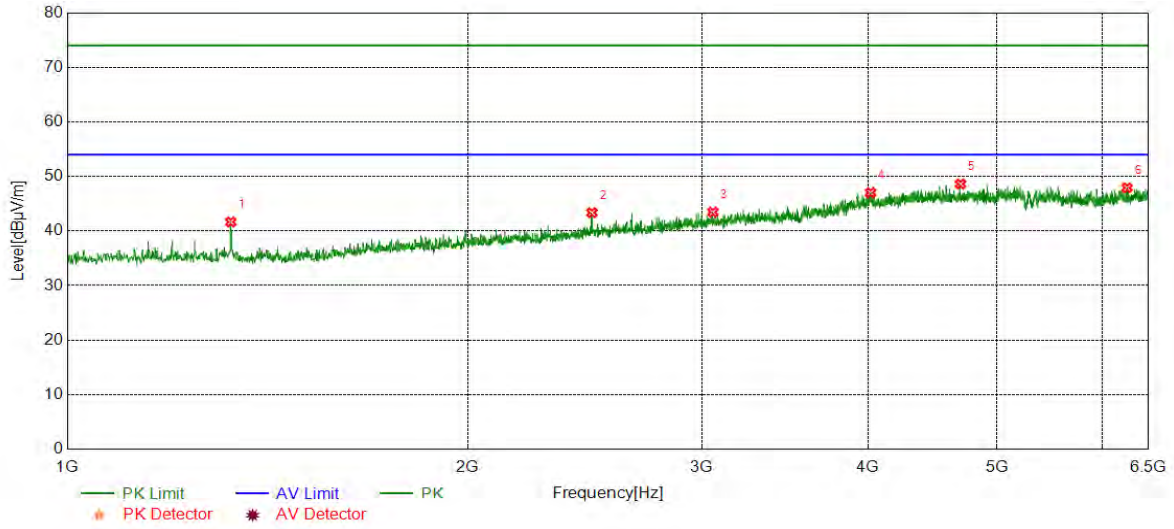

No.	Frequency	Reading Level	Correct Factor	Result	Limit	Margin	Remark
	(MHz)	(dBuV/m)	(dB)	(dBuV/m)	(dBuV/m)	(dB)	
1	1327.3046	46.55	-4.90	41.65	74.00	-32.35	peak
2	2479.7466	43.85	-0.49	43.36	74.00	-30.64	peak
3	3057.3429	41.03	2.43	43.46	74.00	-30.54	peak
4	4017.2529	40.62	6.40	47.02	74.00	-26.98	peak
5	4693.8656	41.37	7.25	48.62	74.00	-25.38	peak
6	6261.6269	39.54	8.37	47.91	74.00	-26.09	peak

Remark: 1. Measurement = Reading Level + Correct Factor.
2. If Peak Result complies with AV limit, AV Result is deemed to comply with AV limit.
3. Test setup: RBW: 1 MHz, VBW: 3 MHz, Sweep time: auto.
4. Peak: Peak detector.
5. AVG: VBW refer to section 6.2.
6. For below 6.5GHz part, filter losses were only considered in the spurious frequency bands and the authorized band were not corrected for Band Reject Filter losses.
. The proper operation of the transmitter prior to adding the filter to the measurement chain.
7. Only the worst case emission was recorded, if it complies with the limit, the other emissions deemed to comply with the limit.

This report shall not be reproduced except in full, without the written approval of UL-CCIC COMPANY LIMITED.

Test Mode	Channel	Polarization	Verdict
11AC20	5320	Horizontal	PASS

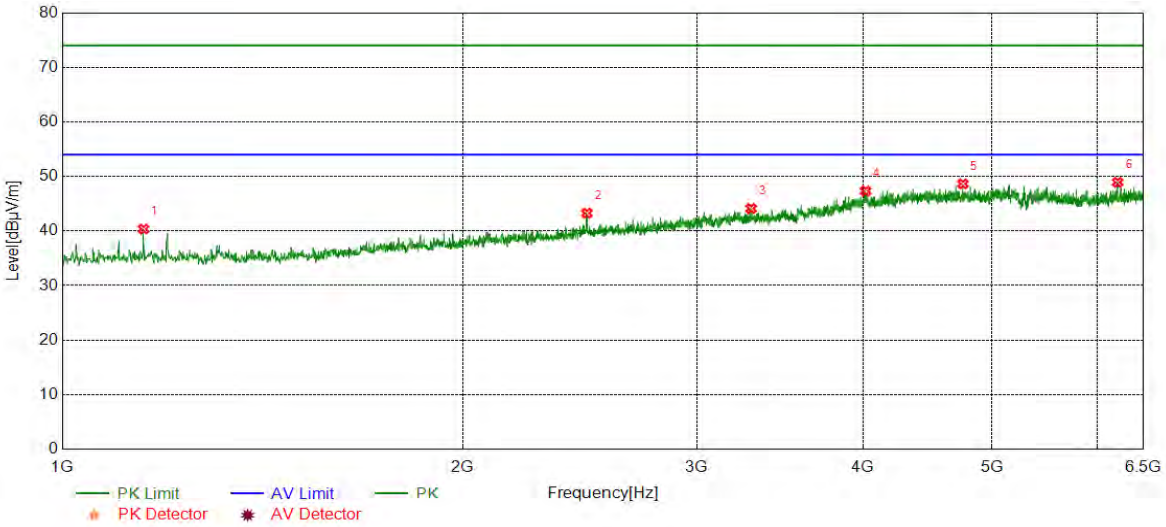

No.	Frequency	Reading Level	Correct Factor	Result	Limit	Margin	Remark
	(MHz)	(dBuV/m)	(dB)	(dBuV/m)	(dBuV/m)	(dB)	
1	1151.2752	45.33	-4.98	40.35	74.00	-33.65	peak
2	2479.7466	43.75	-0.49	43.26	74.00	-30.74	peak
3	3294.7991	41.30	2.82	44.12	74.00	-29.88	peak
4	4017.2529	40.93	6.40	47.33	74.00	-26.67	peak
5	4754.3757	41.23	7.41	48.64	74.00	-25.36	peak
6	6213.9523	40.64	8.28	48.92	74.00	-25.08	peak

Remark: 1. Measurement = Reading Level + Correct Factor.
2. If Peak Result complies with AV limit, AV Result is deemed to comply with AV limit.
3. Test setup: RBW: 1 MHz, VBW: 3 MHz, Sweep time: auto.
4. Peak: Peak detector.
5. AVG: VBW refer to section 6.2.
6. For below 6.5GHz part, filter losses were only considered in the spurious frequency bands and the authorized band were not corrected for Band Reject Filter losses.
. The proper operation of the transmitter prior to adding the filter to the measurement chain.
7. Only the worst case emission was recorded, if it complies with the limit, the other emissions deemed to comply with the limit.

This report shall not be reproduced except in full, without the written approval of UL-CCIC COMPANY LIMITED.

Test Mode	Channel	Polarization	Verdict
11AC20	5320	Vertical	PASS

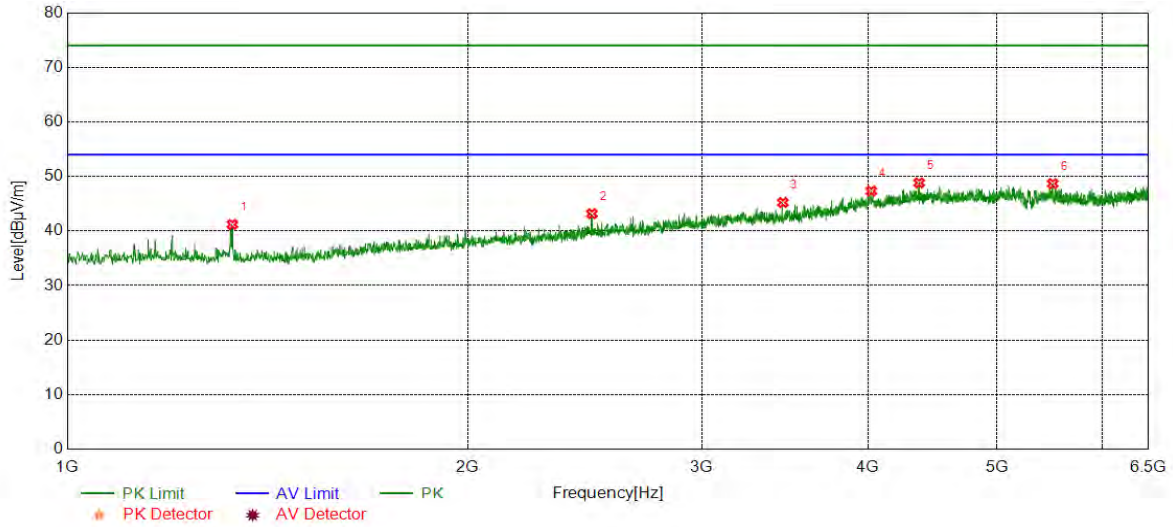

No.	Frequency	Reading Level	Correct Factor	Result	Limit	Margin	Remark
	(MHz)	(dBuV/m)	(dB)	(dBuV/m)	(dBuV/m)	(dB)	
1	1330.9718	46.23	-5.03	41.20	74.00	-32.80	peak
2	2479.7466	43.66	-0.49	43.17	74.00	-30.83	peak
3	3451.5753	41.97	3.24	45.21	74.00	-28.79	peak
4	4021.8370	40.87	6.46	47.33	74.00	-26.67	peak
5	4369.3116	42.24	6.58	48.82	74.00	-25.18	peak
6	5506.1677	40.58	8.11	48.69	74.00	-25.31	peak

Remark: 1. Measurement = Reading Level + Correct Factor.
2. If Peak Result complies with AV limit, AV Result is deemed to comply with AV limit.
3. Test setup: RBW: 1 MHz, VBW: 3 MHz, Sweep time: auto.
4. Peak: Peak detector.
5. AVG: VBW refer to section 6.2.
6. For below 6.5GHz part, filter losses were only considered in the spurious frequency bands and the authorized band were not corrected for Band Reject Filter losses.
. The proper operation of the transmitter prior to adding the filter to the measurement chain.
7. Only the worst case emission was recorded, if it complies with the limit, the other emissions deemed to comply with the limit.

This report shall not be reproduced except in full, without the written approval of UL-CCIC COMPANY LIMITED.

Test Mode	Channel	Polarization	Verdict
11AC20	5500	Horizontal	PASS

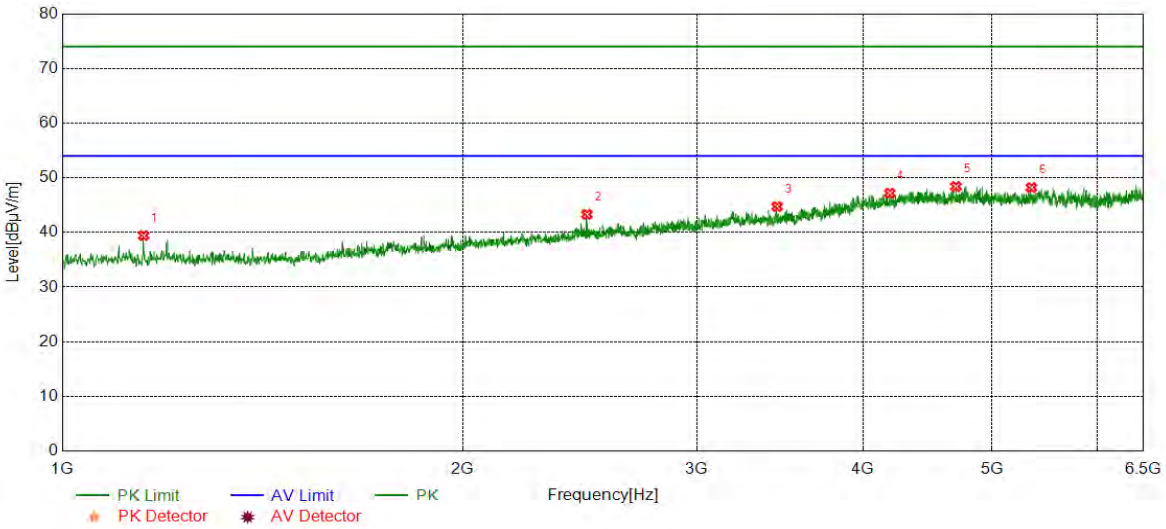

No.	Frequency (MHz)	Reading Level (dBuV/m)	Correct Factor (dB)	Result (dBuV/m)	Limit (dBuV/m)	Margin (dB)	Remark
1	1151.2752	44.45	-5.02	39.43	74.00	-34.57	peak
2	2479.7466	43.85	-0.55	43.30	74.00	-30.70	peak
3	3446.0743	41.63	3.09	44.72	74.00	-29.28	peak
4	4188.6981	41.27	5.91	47.18	74.00	-26.82	peak
5	4697.5329	40.93	7.47	48.40	74.00	-25.60	peak
6	5353.0588	40.64	7.56	48.20	74.00	-25.80	peak

Remark: 1. Measurement = Reading Level + Correct Factor.
2. If Peak Result complies with AV limit, AV Result is deemed to comply with AV limit.
3. Test setup: RBW: 1 MHz, VBW: 3 MHz, Sweep time: auto.
4. Peak: Peak detector.
5. AVG: VBW refer to section 6.2.
6. For below 6.5GHz part, filter losses were only considered in the spurious frequency bands and the authorized band were not corrected for Band Reject Filter losses.
. The proper operation of the transmitter prior to adding the filter to the measurement chain.
7. Only the worst case emission was recorded, if it complies with the limit, the other emissions deemed to comply with the limit.

This report shall not be reproduced except in full, without the written approval of UL-CCIC COMPANY LIMITED.

Test Mode	Channel	Polarization	Verdict
11AC20	5500	Vertical	PASS

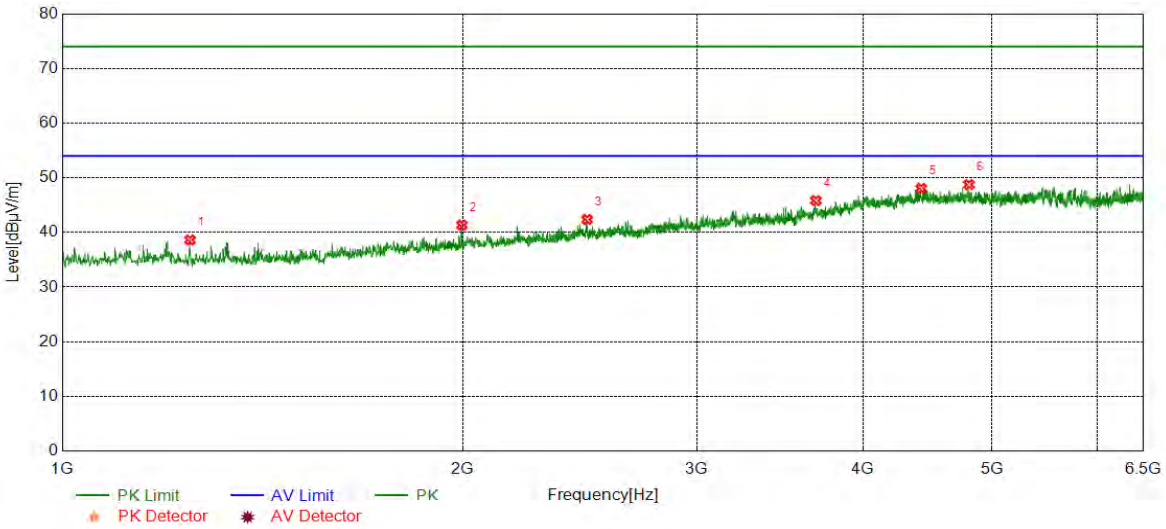

No.	Frequency	Reading Level	Correct Factor	Result	Limit	Margin	Remark
	(MHz)	(dBuV/m)	(dB)	(dBuV/m)	(dBuV/m)	(dB)	
1	1247.5413	43.72	-5.11	38.61	74.00	-35.39	peak
2	1997.4996	43.46	-2.12	41.34	74.00	-32.66	peak
3	2480.6634	42.92	-0.54	42.38	74.00	-31.62	peak
4	3686.2810	41.18	4.65	45.83	74.00	-28.17	peak
5	4423.4039	40.70	7.35	48.05	74.00	-25.95	peak
6	4803.8840	41.27	7.48	48.75	74.00	-25.25	peak

Remark: 1. Measurement = Reading Level + Correct Factor.
2. If Peak Result complies with AV limit, AV Result is deemed to comply with AV limit.
3. Test setup: RBW: 1 MHz, VBW: 3 MHz, Sweep time: auto.
4. Peak: Peak detector.
5. AVG: VBW refer to section 6.2.
6. For below 6.5GHz part, filter losses were only considered in the spurious frequency bands and the authorized band were not corrected for Band Reject Filter losses.
. The proper operation of the transmitter prior to adding the filter to the measurement chain.
7. Only the worst case emission was recorded, if it complies with the limit, the other emissions deemed to comply with the limit.

This report shall not be reproduced except in full, without the written approval of UL-CCIC COMPANY LIMITED.

Test Mode	Channel	Polarization	Verdict
11AC20	5600	Horizontal	PASS

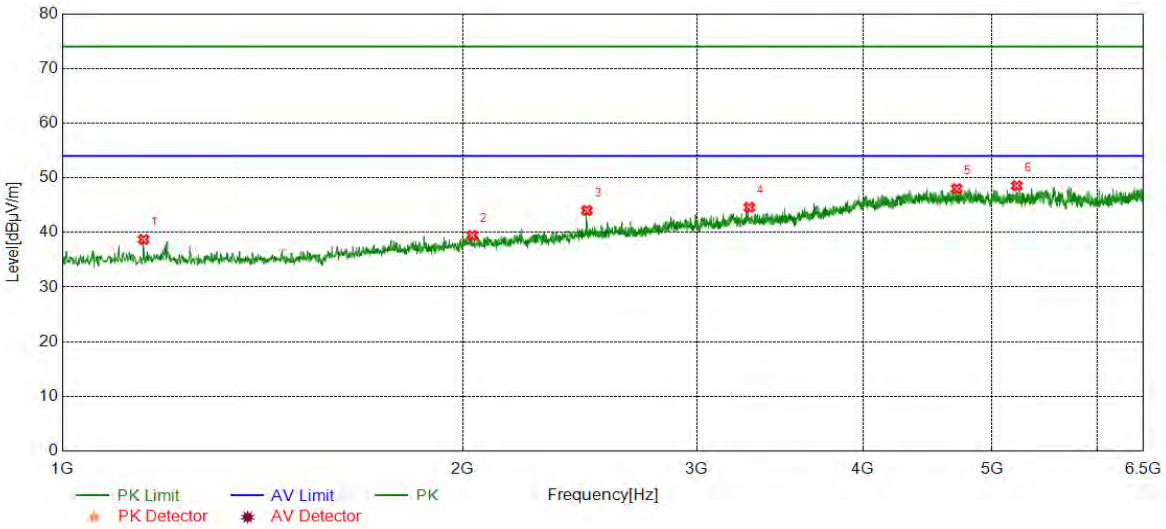

No.	Frequency	Reading Level	Correct Factor	Result	Limit	Margin	Remark
	(MHz)	(dBuV/m)	(dB)	(dBuV/m)	(dBuV/m)	(dB)	
1	1151.2752	43.73	-5.02	38.71	74.00	-35.29	peak
2	2033.2555	41.55	-2.11	39.44	74.00	-34.56	peak
3	2479.7466	44.58	-0.55	44.03	74.00	-29.97	peak
4	3284.7141	41.57	3.00	44.57	74.00	-29.43	peak
5	4703.0338	40.64	7.38	48.02	74.00	-25.98	peak
6	5218.2864	40.83	7.71	48.54	74.00	-25.46	peak

Remark: 1. Measurement = Reading Level + Correct Factor.
2. If Peak Result complies with AV limit, AV Result is deemed to comply with AV limit.
3. Test setup: RBW: 1 MHz, VBW: 3 MHz, Sweep time: auto.
4. Peak: Peak detector.
5. AVG: VBW refer to section 6.2.
6. For below 6.5GHz part, filter losses were only considered in the spurious frequency bands and the authorized band were not corrected for Band Reject Filter losses.
. The proper operation of the transmitter prior to adding the filter to the measurement chain.
7. Only the worst case emission was recorded, if it complies with the limit, the other emissions deemed to comply with the limit.

This report shall not be reproduced except in full, without the written approval of UL-CCIC COMPANY LIMITED.

Test Mode	Channel	Polarization	Verdict
11AC20	5600	Vertical	PASS

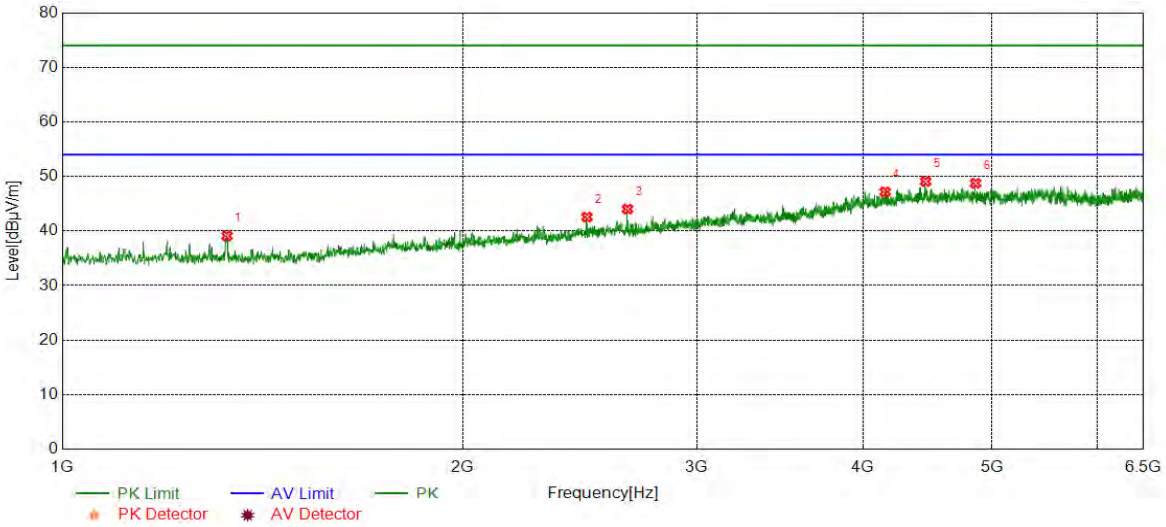

No.	Frequency (MHz)	Reading Level (dBuV/m)	Correct Factor (dB)	Result (dBuV/m)	Limit (dBuV/m)	Margin (dB)	Remark
1	1330.0550	44.30	-5.19	39.11	74.00	-34.89	peak
2	2479.7466	43.11	-0.55	42.56	74.00	-31.44	peak
3	2660.3601	43.74	0.28	44.02	74.00	-29.98	peak
4	4155.6926	40.46	6.72	47.18	74.00	-26.82	peak
5	4456.4094	41.79	7.30	49.09	74.00	-24.91	peak
6	4858.8931	41.27	7.48	48.75	74.00	-25.25	peak

Remark: 1. Measurement = Reading Level + Correct Factor.
2. If Peak Result complies with AV limit, AV Result is deemed to comply with AV limit.
3. Test setup: RBW: 1 MHz, VBW: 3 MHz, Sweep time: auto.
4. Peak: Peak detector.
5. AVG: VBW refer to section 6.2.
6. For below 6.5GHz part, filter losses were only considered in the spurious frequency bands and the authorized band were not corrected for Band Reject Filter losses.
. The proper operation of the transmitter prior to adding the filter to the measurement chain.
7. Only the worst case emission was recorded, if it complies with the limit, the other emissions deemed to comply with the limit.

This report shall not be reproduced except in full, without the written approval of UL-CCIC COMPANY LIMITED.

Test Mode	Channel	Polarization	Verdict
11AC20	5720	Horizontal	PASS

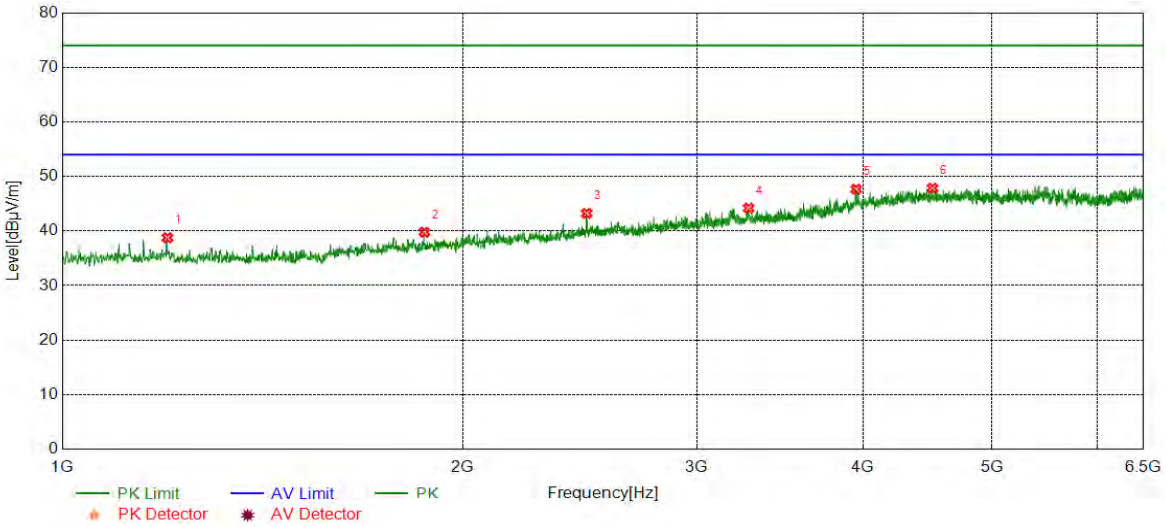

No.	Frequency	Reading Level	Correct Factor	Result	Limit	Margin	Remark
	(MHz)	(dBuV/m)	(dB)	(dBuV/m)	(dBuV/m)	(dB)	
1	1199.8666	43.59	-4.83	38.76	74.00	-35.24	peak
2	1871.8953	42.79	-3.00	39.79	74.00	-34.21	peak
3	2478.8298	43.77	-0.55	43.22	74.00	-30.78	peak
4	3281.0468	41.08	3.11	44.19	74.00	-29.81	peak
5	3952.1587	41.57	6.10	47.67	74.00	-26.33	peak
6	4510.5018	40.33	7.51	47.84	74.00	-26.16	peak

Remark: 1. Measurement = Reading Level + Correct Factor.
2. If Peak Result complies with AV limit, AV Result is deemed to comply with AV limit.
3. Test setup: RBW: 1 MHz, VBW: 3 MHz, Sweep time: auto.
4. Peak: Peak detector.
5. AVG: VBW refer to section 6.2.
6. For below 6.5GHz part, filter losses were only considered in the spurious frequency bands and the authorized band were not corrected for Band Reject Filter losses.
. The proper operation of the transmitter prior to adding the filter to the measurement chain.
7. Only the worst case emission was recorded, if it complies with the limit, the other emissions deemed to comply with the limit.

This report shall not be reproduced except in full, without the written approval of UL-CCIC COMPANY LIMITED.

Test Mode	Channel	Polarization	Verdict
11AC20	5720	Vertical	PASS

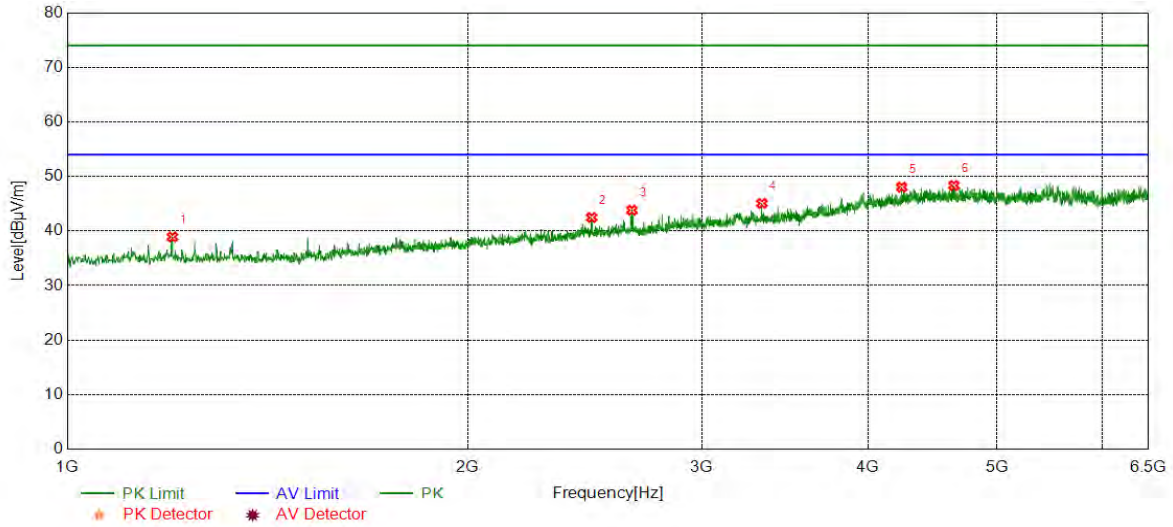

No.	Frequency (MHz)	Reading Level (dBuV/m)	Correct Factor (dB)	Result (dBuV/m)	Limit (dBuV/m)	Margin (dB)	Remark
1	1199.8666	43.74	-4.83	38.91	74.00	-35.09	peak
2	2478.8298	43.02	-0.55	42.47	74.00	-31.53	peak
3	2657.6096	43.54	0.27	43.81	74.00	-30.19	peak
4	3328.7215	42.42	2.65	45.07	74.00	-28.93	peak
5	4240.0400	41.45	6.58	48.03	74.00	-25.97	peak
6	4640.6901	41.18	7.17	48.35	74.00	-25.65	peak

Remark: 1. Measurement = Reading Level + Correct Factor.
2. If Peak Result complies with AV limit, AV Result is deemed to comply with AV limit.
3. Test setup: RBW: 1 MHz, VBW: 3 MHz, Sweep time: auto.
4. Peak: Peak detector.
5. AVG: VBW refer to section 6.2.
6. For below 6.5GHz part, filter losses were only considered in the spurious frequency bands and the authorized band were not corrected for Band Reject Filter losses.
. The proper operation of the transmitter prior to adding the filter to the measurement chain.
7. Only the worst case emission was recorded, if it complies with the limit, the other emissions deemed to comply with the limit.

This report shall not be reproduced except in full, without the written approval of UL-CCIC COMPANY LIMITED.

Test Mode	Channel	Polarization	Verdict
11AC20	5745	Horizontal	PASS

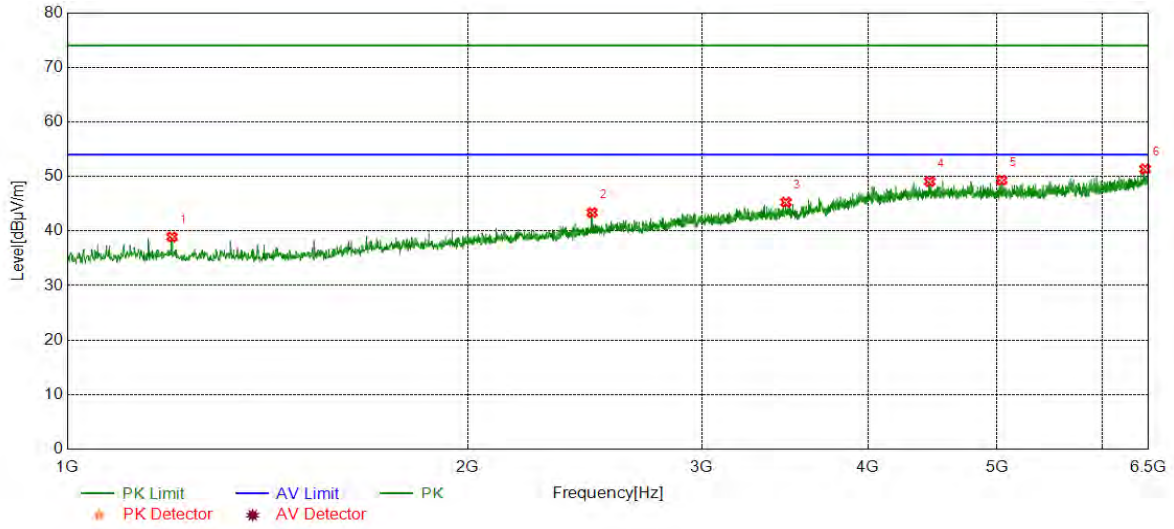

No.	Frequency	Reading Level	Correct Factor	Result	Limit	Margin	Remark
	(MHz)	(dBuV/m)	(dB)	(dBuV/m)	(dBuV/m)	(dB)	
1	1198.9498	43.98	-5.07	38.91	74.00	-35.09	peak
2	2480.6634	44.09	-0.71	43.38	74.00	-30.62	peak
3	3469.9117	41.80	3.47	45.27	74.00	-28.73	peak
4	4449.9917	41.93	7.14	49.07	74.00	-24.93	peak
5	5040.4234	42.31	6.99	49.30	74.00	-24.70	peak
6	6461.4936	41.87	9.50	51.37	74.00	-22.63	peak

Remark: 1. Measurement = Reading Level + Correct Factor.
2. If Peak Result complies with AV limit, AV Result is deemed to comply with AV limit.
3. Test setup: RBW: 1 MHz, VBW: 3 MHz, Sweep time: auto.
4. Peak: Peak detector.
5. AVG: VBW refer to section 6.2.
6. For below 6.5GHz part, filter losses were only considered in the spurious frequency bands and the authorized band were not corrected for Band Reject Filter losses.
. The proper operation of the transmitter prior to adding the filter to the measurement chain.
7. Only the worst case emission was recorded, if it complies with the limit, the other emissions deemed to comply with the limit.

This report shall not be reproduced except in full, without the written approval of UL-CCIC COMPANY LIMITED.

Test Mode	Channel	Polarization	Verdict
11AC20	5745	Vertical	PASS

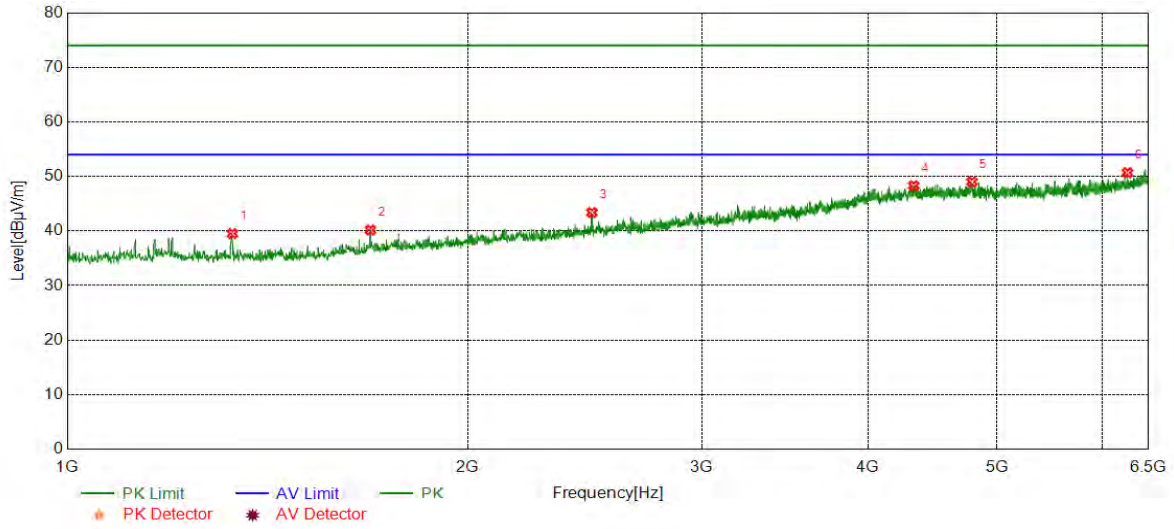

No.	Frequency	Reading Level	Correct Factor	Result	Limit	Margin	Remark
	(MHz)	(dBuV/m)	(dB)	(dBuV/m)	(dBuV/m)	(dB)	
1	1330.9718	44.84	-5.32	39.52	74.00	-34.48	peak
2	1690.3651	43.89	-3.71	40.18	74.00	-33.82	peak
3	2479.7466	44.10	-0.72	43.38	74.00	-30.62	peak
4	4328.0547	41.76	6.54	48.30	74.00	-25.70	peak
5	4787.3812	41.28	7.73	49.01	74.00	-24.99	peak
6	6266.2110	42.38	8.30	50.68	74.00	-23.32	peak

Remark: 1. Measurement = Reading Level + Correct Factor.
2. If Peak Result complies with AV limit, AV Result is deemed to comply with AV limit.
3. Test setup: RBW: 1 MHz, VBW: 3 MHz, Sweep time: auto.
4. Peak: Peak detector.
5. AVG: VBW refer to section 6.2.
6. For below 6.5GHz part, filter losses were only considered in the spurious frequency bands and the authorized band were not corrected for Band Reject Filter losses.
. The proper operation of the transmitter prior to adding the filter to the measurement chain.
7. Only the worst case emission was recorded, if it complies with the limit, the other emissions deemed to comply with the limit.

This report shall not be reproduced except in full, without the written approval of UL-CCIC COMPANY LIMITED.

Test Mode	Channel	Polarization	Verdict
11AC20	5785	Horizontal	PASS

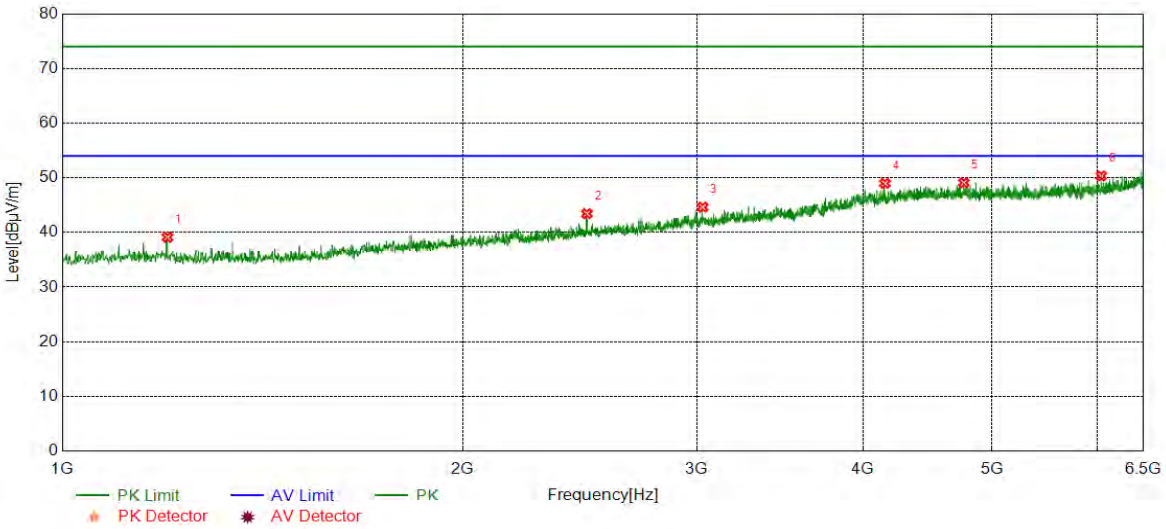

No.	Frequency	Reading Level	Correct Factor	Result	Limit	Margin	Remark
	(MHz)	(dBuV/m)	(dB)	(dBuV/m)	(dBuV/m)	(dB)	
1	1199.8666	44.19	-5.08	39.11	74.00	-34.89	peak
2	2479.7466	44.15	-0.72	43.43	74.00	-30.57	peak
3	3029.8383	42.33	2.29	44.62	74.00	-29.38	peak
4	4153.8590	42.67	6.30	48.97	74.00	-25.03	peak
5	4762.6271	41.53	7.56	49.09	74.00	-24.91	peak
6	6040.6734	42.95	7.38	50.33	74.00	-23.67	peak

Remark: 1. Measurement = Reading Level + Correct Factor.
2. If Peak Result complies with AV limit, AV Result is deemed to comply with AV limit.
3. Test setup: RBW: 1 MHz, VBW: 3 MHz, Sweep time: auto.
4. Peak: Peak detector.
5. AVG: VBW refer to section 6.2.
6. For below 6.5GHz part, filter losses were only considered in the spurious frequency bands and the authorized band were not corrected for Band Reject Filter losses.
. The proper operation of the transmitter prior to adding the filter to the measurement chain.
7. Only the worst case emission was recorded, if it complies with the limit, the other emissions deemed to comply with the limit.

This report shall not be reproduced except in full, without the written approval of UL-CCIC COMPANY LIMITED.

Test Mode	Channel	Polarization	Verdict
11AC20	5785	Vertical	PASS

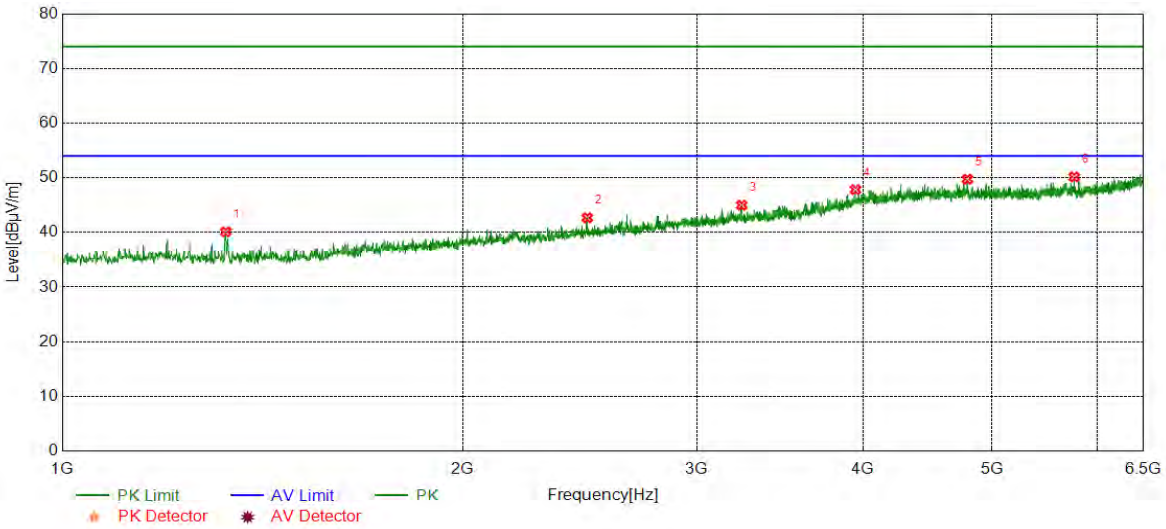

No.	Frequency (MHz)	Reading Level (dBuV/m)	Correct Factor (dB)	Result (dBuV/m)	Limit (dBuV/m)	Margin (dB)	Remark
1	1327.3046	45.36	-5.25	40.11	74.00	-33.89	peak
2	2481.5803	43.39	-0.71	42.68	74.00	-31.32	peak
3	3241.6236	42.60	2.38	44.98	74.00	-29.02	peak
4	3947.5746	41.86	5.96	47.82	74.00	-26.18	peak
5	4791.0485	41.99	7.75	49.74	74.00	-24.26	peak
6	5764.7108	42.48	7.68	50.16	74.00	-23.84	peak

Remark: 1. Measurement = Reading Level + Correct Factor.
2. If Peak Result complies with AV limit, AV Result is deemed to comply with AV limit.
3. Test setup: RBW: 1 MHz, VBW: 3 MHz, Sweep time: auto.
4. Peak: Peak detector.
5. AVG: VBW refer to section 6.2.
6. For below 6.5GHz part, filter losses were only considered in the spurious frequency bands and the authorized band were not corrected for Band Reject Filter losses.
. The proper operation of the transmitter prior to adding the filter to the measurement chain.
7. Only the worst case emission was recorded, if it complies with the limit, the other emissions deemed to comply with the limit.

This report shall not be reproduced except in full, without the written approval of UL-CCIC COMPANY LIMITED.

Test Mode	Channel	Polarization	Verdict
11AC20	5825	Horizontal	PASS

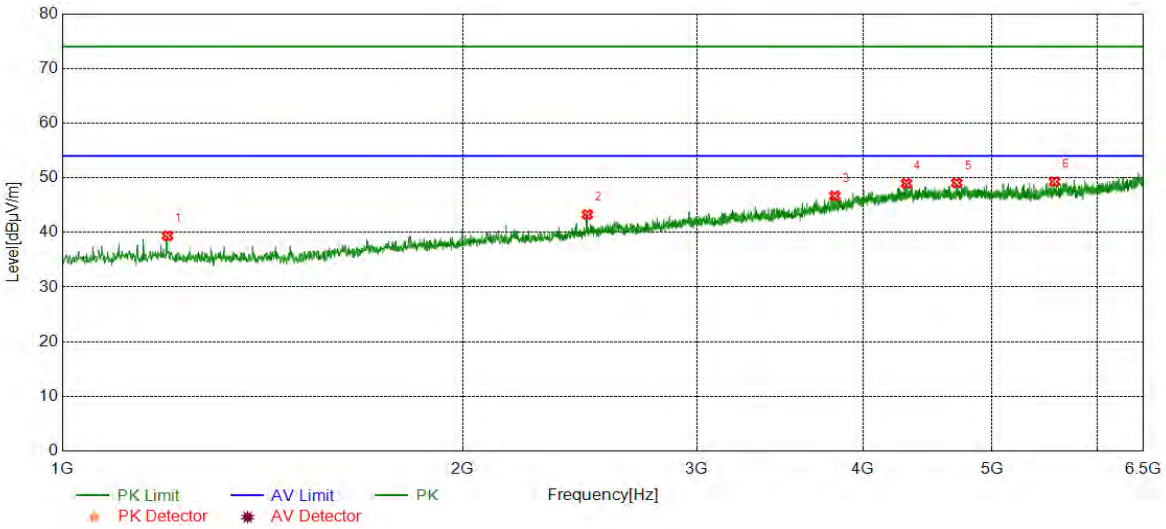

No.	Frequency (MHz)	Reading Level (dBuV/m)	Correct Factor (dB)	Result (dBuV/m)	Limit (dBuV/m)	Margin (dB)	Remark
1	1199.8666	44.47	-5.08	39.39	74.00	-34.61	peak
2	2481.5803	43.99	-0.71	43.28	74.00	-30.72	peak
3	3809.1349	41.92	4.75	46.67	74.00	-27.33	peak
4	4311.5519	42.47	6.51	48.98	74.00	-25.02	peak
5	4703.9507	41.94	7.12	49.06	74.00	-24.94	peak
6	5571.2619	41.93	7.35	49.28	74.00	-24.72	peak

Remark: 1. Measurement = Reading Level + Correct Factor.
2. If Peak Result complies with AV limit, AV Result is deemed to comply with AV limit.
3. Test setup: RBW: 1 MHz, VBW: 3 MHz, Sweep time: auto.
4. Peak: Peak detector.
5. AVG: VBW refer to section 6.2.
6. For below 6.5GHz part, filter losses were only considered in the spurious frequency bands and the authorized band were not corrected for Band Reject Filter losses.
. The proper operation of the transmitter prior to adding the filter to the measurement chain.
7. Only the worst case emission was recorded, if it complies with the limit, the other emissions deemed to comply with the limit.

This report shall not be reproduced except in full, without the written approval of UL-CCIC COMPANY LIMITED.

Test Mode	Channel	Polarization	Verdict
11AC20	5825	Vertical	PASS

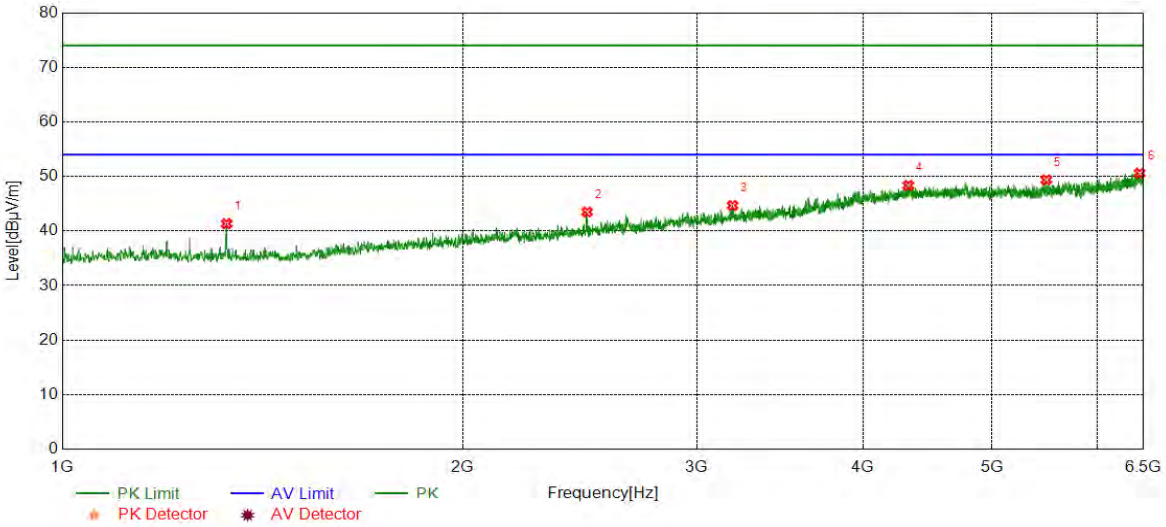

No.	Frequency	Reading Level	Correct Factor	Result	Limit	Margin	Remark
	(MHz)	(dBuV/m)	(dB)	(dBuV/m)	(dBuV/m)	(dB)	
1	1329.1382	46.63	-5.30	41.33	74.00	-32.67	peak
2	2480.6634	44.19	-0.71	43.48	74.00	-30.52	peak
3	3191.1985	42.11	2.56	44.67	74.00	-29.33	peak
4	4325.3042	41.81	6.55	48.36	74.00	-25.64	peak
5	5492.4154	41.90	7.49	49.39	74.00	-24.61	peak
6	6455.9927	41.09	9.49	50.58	74.00	-23.42	peak

Remark: 1. Measurement = Reading Level + Correct Factor.
2. If Peak Result complies with AV limit, AV Result is deemed to comply with AV limit.
3. Test setup: RBW: 1 MHz, VBW: 3 MHz, Sweep time: auto.
4. Peak: Peak detector.
5. AVG: VBW refer to section 6.2.
6. For below 6.5GHz part, filter losses were only considered in the spurious frequency bands and the authorized band were not corrected for Band Reject Filter losses.
. The proper operation of the transmitter prior to adding the filter to the measurement chain.
7. Only the worst case emission was recorded, if it complies with the limit, the other emissions deemed to comply with the limit.

This report shall not be reproduced except in full, without the written approval of UL-CCIC COMPANY LIMITED.

Test Mode	Channel	Polarization	Verdict
11AC40	5190	Horizontal	PASS

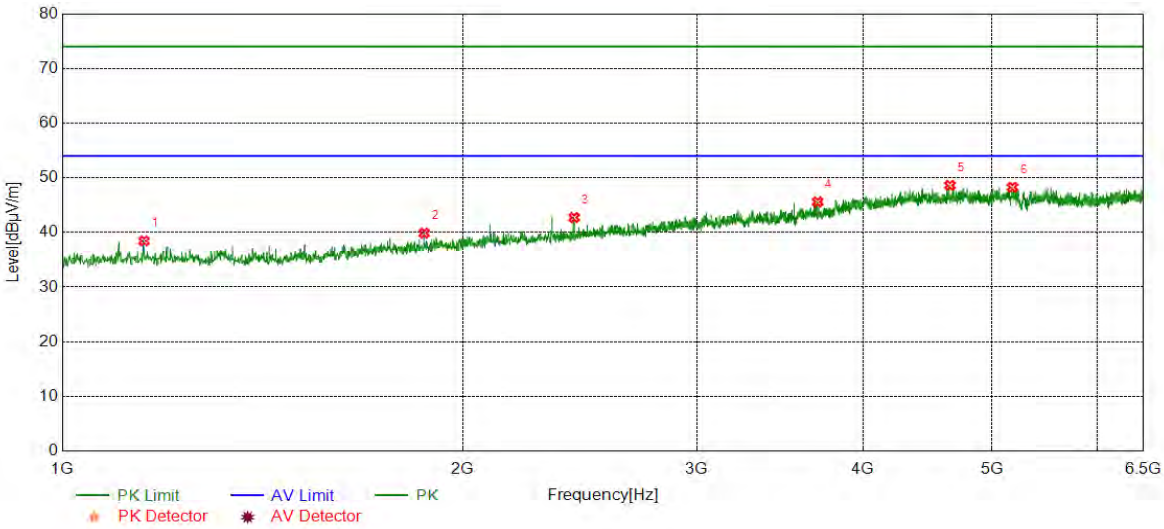

No.	Frequency	Reading Level	Correct Factor	Result	Limit	Margin	Remark
	(MHz)	(dBuV/m)	(dB)	(dBuV/m)	(dBuV/m)	(dB)	
1	1152.1920	43.42	-4.98	38.44	74.00	-35.56	peak
2	1870.9785	42.64	-2.77	39.87	74.00	-34.13	peak
3	2425.6543	43.41	-0.68	42.73	74.00	-31.27	peak
4	3697.2829	41.21	4.37	45.58	74.00	-28.42	peak
5	4648.9415	41.27	7.34	48.61	74.00	-25.39	peak
6	5179.7800	40.34	7.93	48.27	74.00	-25.73	peak

Remark: 1. Measurement = Reading Level + Correct Factor.
2. If Peak Result complies with AV limit, AV Result is deemed to comply with AV limit.
3. Test setup: RBW: 1 MHz, VBW: 3 MHz, Sweep time: auto.
4. Peak: Peak detector.
5. AVG: VBW refer to section 6.2.
6. For below 6.5GHz part, filter losses were only considered in the spurious frequency bands and the authorized band were not corrected for Band Reject Filter losses.
. The proper operation of the transmitter prior to adding the filter to the measurement chain.
7. Only the worst case emission was recorded, if it complies with the limit, the other emissions deemed to comply with the limit.

This report shall not be reproduced except in full, without the written approval of UL-CCIC COMPANY LIMITED.

Test Mode	Channel	Polarization	Verdict
11AC40	5190	Vertical	PASS

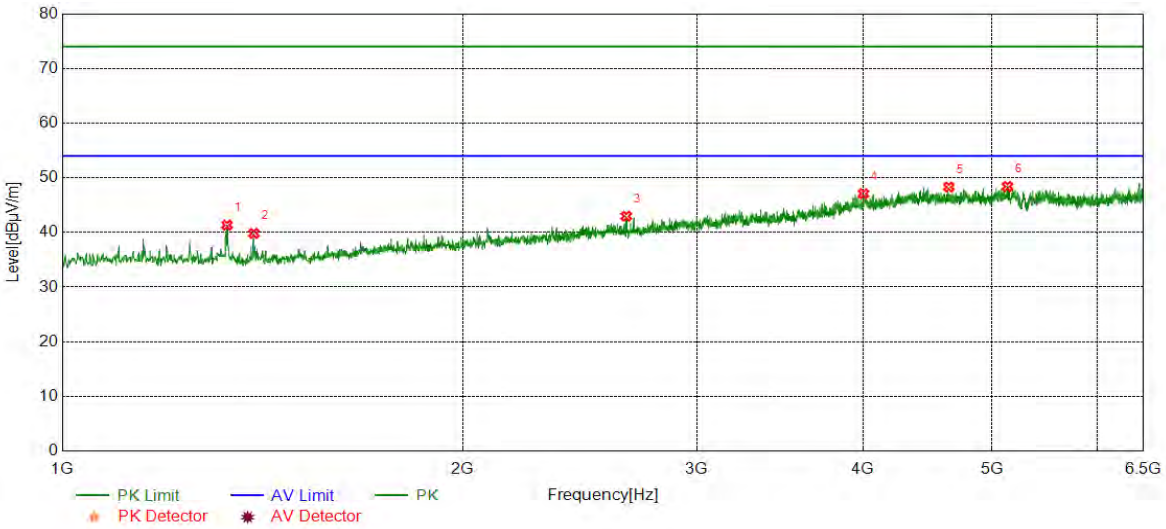

No.	Frequency	Reading Level	Correct Factor	Result	Limit	Margin	Remark
	(MHz)	(dBuV/m)	(dB)	(dBuV/m)	(dBuV/m)	(dB)	
1	1330.0550	46.37	-5.03	41.34	74.00	-32.66	peak
2	1393.3156	44.96	-5.13	39.83	74.00	-34.17	peak
3	2654.8591	42.70	0.27	42.97	74.00	-31.03	peak
4	4002.5838	41.15	5.93	47.08	74.00	-26.92	peak
5	4639.7733	41.15	7.17	48.32	74.00	-25.68	peak
6	5135.7726	40.39	8.02	48.41	74.00	-25.59	peak

Remark: 1. Measurement = Reading Level + Correct Factor.
2. If Peak Result complies with AV limit, AV Result is deemed to comply with AV limit.
3. Test setup: RBW: 1 MHz, VBW: 3 MHz, Sweep time: auto.
4. Peak: Peak detector.
5. AVG: VBW refer to section 6.2.
6. For below 6.5GHz part, filter losses were only considered in the spurious frequency bands and the authorized band were not corrected for Band Reject Filter losses.
. The proper operation of the transmitter prior to adding the filter to the measurement chain.
7. Only the worst case emission was recorded, if it complies with the limit, the other emissions deemed to comply with the limit.

This report shall not be reproduced except in full, without the written approval of UL-CCIC COMPANY LIMITED.

Test Mode	Channel	Polarization	Verdict
11AC40	5230	Horizontal	PASS

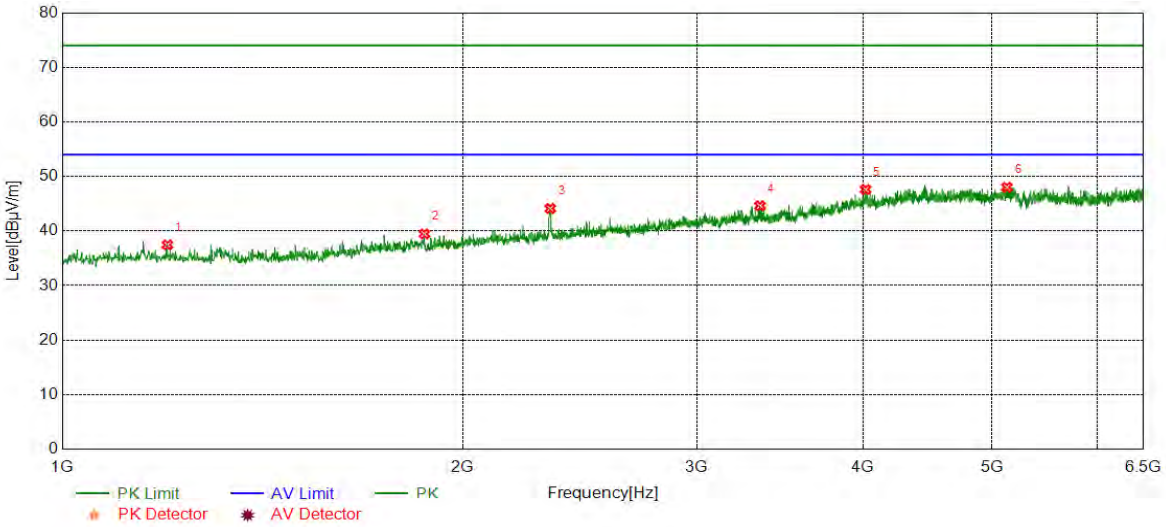

No.	Frequency	Reading Level	Correct Factor	Result	Limit	Margin	Remark
	(MHz)	(dBuV/m)	(dB)	(dBuV/m)	(dBuV/m)	(dB)	
1	1199.8666	42.40	-4.94	37.46	74.00	-36.54	peak
2	1871.8953	42.24	-2.77	39.47	74.00	-34.53	peak
3	2327.5546	45.05	-0.92	44.13	74.00	-29.87	peak
4	3346.1410	41.91	2.70	44.61	74.00	-29.39	peak
5	4017.2529	41.21	6.40	47.61	74.00	-26.39	peak
6	5130.2717	40.00	8.02	48.02	74.00	-25.98	peak

Remark: 1. Measurement = Reading Level + Correct Factor.
2. If Peak Result complies with AV limit, AV Result is deemed to comply with AV limit.
3. Test setup: RBW: 1 MHz, VBW: 3 MHz, Sweep time: auto.
4. Peak: Peak detector.
5. AVG: VBW refer to section 6.2.
6. For below 6.5GHz part, filter losses were only considered in the spurious frequency bands and the authorized band were not corrected for Band Reject Filter losses.
. The proper operation of the transmitter prior to adding the filter to the measurement chain.
7. Only the worst case emission was recorded, if it complies with the limit, the other emissions deemed to comply with the limit.

This report shall not be reproduced except in full, without the written approval of UL-CCIC COMPANY LIMITED.

Test Mode	Channel	Polarization	Verdict
11AC40	5230	Vertical	PASS

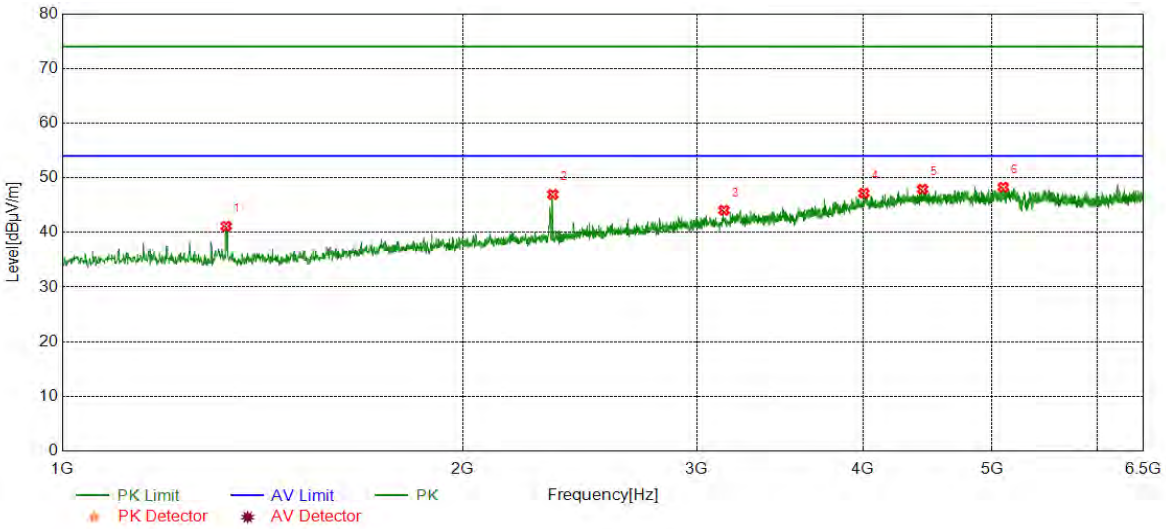

No.	Frequency (MHz)	Reading Level (dBuV/m)	Correct Factor (dB)	Result (dBuV/m)	Limit (dBuV/m)	Margin (dB)	Remark
1	1328.2214	46.08	-4.94	41.14	74.00	-32.86	peak
2	2337.6396	47.89	-0.93	46.96	74.00	-27.04	peak
3	3143.5239	41.36	2.70	44.06	74.00	-29.94	peak
4	4005.3342	41.17	6.00	47.17	74.00	-26.83	peak
5	4433.4889	41.00	6.91	47.91	74.00	-26.09	peak
6	5098.1830	40.31	7.98	48.29	74.00	-25.71	peak

Remark: 1. Measurement = Reading Level + Correct Factor.
2. If Peak Result complies with AV limit, AV Result is deemed to comply with AV limit.
3. Test setup: RBW: 1 MHz, VBW: 3 MHz, Sweep time: auto.
4. Peak: Peak detector.
5. AVG: VBW refer to section 6.2.
6. For below 6.5GHz part, filter losses were only considered in the spurious frequency bands and the authorized band were not corrected for Band Reject Filter losses.
. The proper operation of the transmitter prior to adding the filter to the measurement chain.
7. Only the worst case emission was recorded, if it complies with the limit, the other emissions deemed to comply with the limit.

This report shall not be reproduced except in full, without the written approval of UL-CCIC COMPANY LIMITED.

Test Mode	Channel	Polarization	Verdict
11AC40	5270	Horizontal	PASS

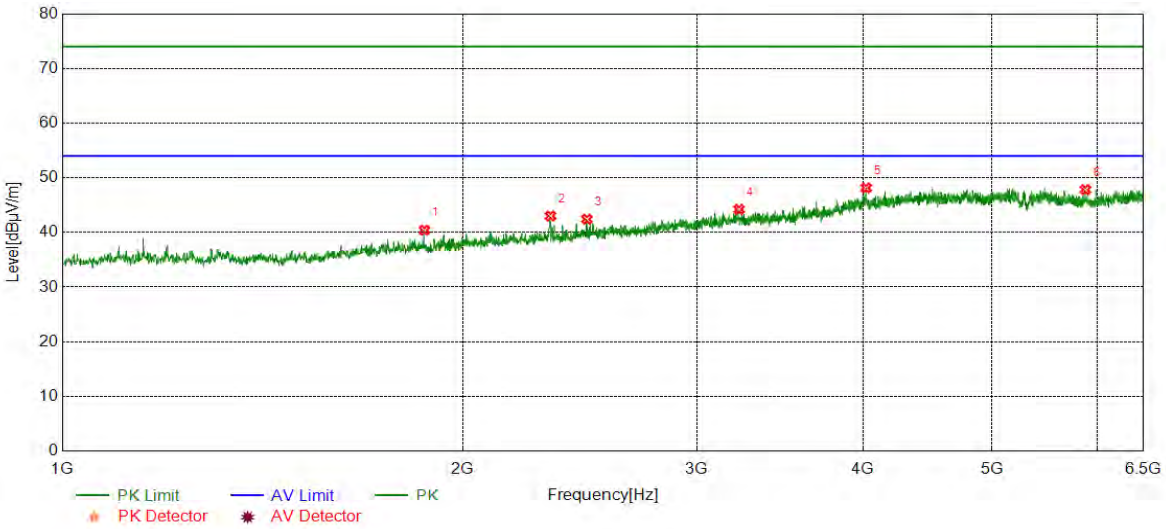

No.	Frequency (MHz)	Reading Level (dBuV/m)	Correct Factor (dB)	Result (dBuV/m)	Limit (dBuV/m)	Margin (dB)	Remark
1	1871.8953	43.19	-2.77	40.42	74.00	-33.58	peak
2	2328.4714	43.94	-0.93	43.01	74.00	-30.99	peak
3	2479.7466	42.92	-0.49	42.43	74.00	-31.57	peak
4	3226.9545	41.58	2.64	44.22	74.00	-29.78	peak
5	4020.9202	41.65	6.49	48.14	74.00	-25.86	peak
6	5876.5628	40.25	7.57	47.82	74.00	-26.18	peak

Remark: 1. Measurement = Reading Level + Correct Factor.
2. If Peak Result complies with AV limit, AV Result is deemed to comply with AV limit.
3. Test setup: RBW: 1 MHz, VBW: 3 MHz, Sweep time: auto.
4. Peak: Peak detector.
5. AVG: VBW refer to section 6.2.
6. For below 6.5GHz part, filter losses were only considered in the spurious frequency bands and the authorized band were not corrected for Band Reject Filter losses.
. The proper operation of the transmitter prior to adding the filter to the measurement chain.
7. Only the worst case emission was recorded, if it complies with the limit, the other emissions deemed to comply with the limit.

This report shall not be reproduced except in full, without the written approval of UL-CCIC COMPANY LIMITED.

Test Mode	Channel	Polarization	Verdict
11AC40	5270	Vertical	PASS

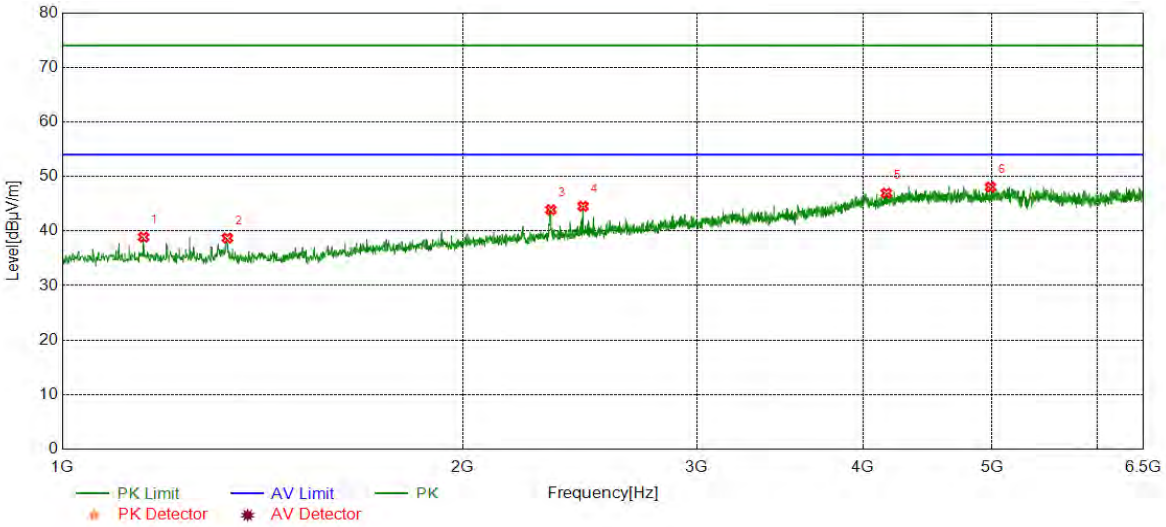

No.	Frequency	Reading Level	Correct Factor	Result	Limit	Margin	Remark
	(MHz)	(dBuV/m)	(dB)	(dBuV/m)	(dBuV/m)	(dB)	
1	1151.2752	43.86	-4.98	38.88	74.00	-35.12	peak
2	1330.9718	43.73	-5.03	38.70	74.00	-35.30	peak
3	2330.3051	44.83	-0.95	43.88	74.00	-30.12	peak
4	2463.2439	45.10	-0.57	44.53	74.00	-29.47	peak
5	4163.9440	40.60	6.35	46.95	74.00	-27.05	peak
6	4986.3311	40.71	7.36	48.07	74.00	-25.93	peak

Remark: 1. Measurement = Reading Level + Correct Factor.
2. If Peak Result complies with AV limit, AV Result is deemed to comply with AV limit.
3. Test setup: RBW: 1 MHz, VBW: 3 MHz, Sweep time: auto.
4. Peak: Peak detector.
5. AVG: VBW refer to section 6.2.
6. For below 6.5GHz part, filter losses were only considered in the spurious frequency bands and the authorized band were not corrected for Band Reject Filter losses.
. The proper operation of the transmitter prior to adding the filter to the measurement chain.
7. Only the worst case emission was recorded, if it complies with the limit, the other emissions deemed to comply with the limit.

This report shall not be reproduced except in full, without the written approval of UL-CCIC COMPANY LIMITED.

Test Mode	Channel	Polarization	Verdict
11AC40	5310	Horizontal	PASS

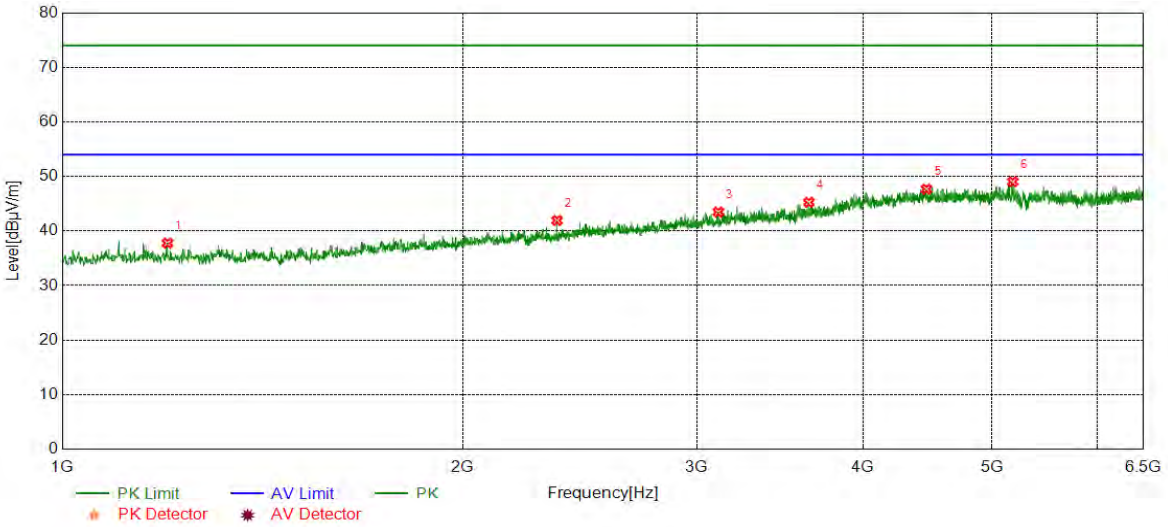

No.	Frequency (MHz)	Reading Level (dBuV/m)	Correct Factor (dB)	Result (dBuV/m)	Limit (dBuV/m)	Margin (dB)	Remark
1	1199.8666	42.73	-4.94	37.79	74.00	-36.21	peak
2	2355.0592	42.95	-1.01	41.94	74.00	-32.06	peak
3	3113.2689	41.22	2.26	43.48	74.00	-30.52	peak
4	3641.3569	41.18	4.08	45.26	74.00	-28.74	peak
5	4463.7440	40.42	7.26	47.68	74.00	-26.32	peak
6	5182.5304	41.10	7.92	49.02	74.00	-24.98	peak

Remark: 1. Measurement = Reading Level + Correct Factor.
2. If Peak Result complies with AV limit, AV Result is deemed to comply with AV limit.
3. Test setup: RBW: 1 MHz, VBW: 3 MHz, Sweep time: auto.
4. Peak: Peak detector.
5. AVG: VBW refer to section 6.2.
6. For below 6.5GHz part, filter losses were only considered in the spurious frequency bands and the authorized band were not corrected for Band Reject Filter losses.
. The proper operation of the transmitter prior to adding the filter to the measurement chain.
7. Only the worst case emission was recorded, if it complies with the limit, the other emissions deemed to comply with the limit.

This report shall not be reproduced except in full, without the written approval of UL-CCIC COMPANY LIMITED.

Test Mode	Channel	Polarization	Verdict
11AC40	5310	Vertical	PASS

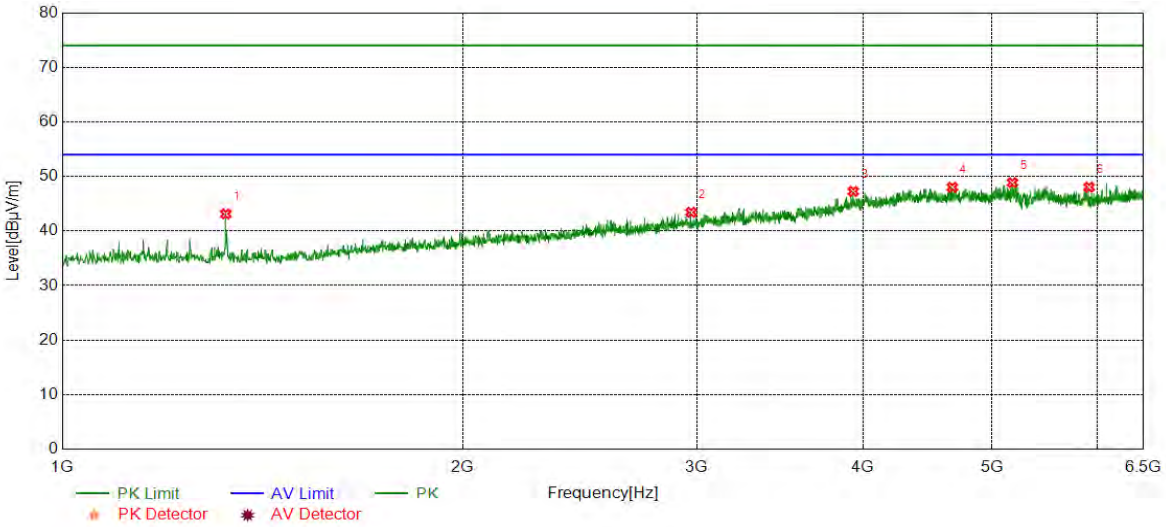

No.	Frequency	Reading Level	Correct Factor	Result	Limit	Margin	Remark
	(MHz)	(dBuV/m)	(dB)	(dBuV/m)	(dBuV/m)	(dB)	
1	1327.3046	48.02	-4.90	43.12	74.00	-30.88	peak
2	2970.2450	41.89	1.54	43.43	74.00	-30.57	peak
3	3932.9055	41.27	5.99	47.26	74.00	-26.74	peak
4	4668.1947	40.75	7.27	48.02	74.00	-25.98	peak
5	5179.7800	40.93	7.93	48.86	74.00	-25.14	peak
6	5915.0692	40.52	7.51	48.03	74.00	-25.97	peak

Remark: 1. Measurement = Reading Level + Correct Factor.
2. If Peak Result complies with AV limit, AV Result is deemed to comply with AV limit.
3. Test setup: RBW: 1 MHz, VBW: 3 MHz, Sweep time: auto.
4. Peak: Peak detector.
5. AVG: VBW refer to section 6.2.
6. For below 6.5GHz part, filter losses were only considered in the spurious frequency bands and the authorized band were not corrected for Band Reject Filter losses.
. The proper operation of the transmitter prior to adding the filter to the measurement chain.
7. Only the worst case emission was recorded, if it complies with the limit, the other emissions deemed to comply with the limit.

This report shall not be reproduced except in full, without the written approval of UL-CCIC COMPANY LIMITED.

Test Mode	Channel	Polarization	Verdict
11AC40	5510	Horizontal	PASS

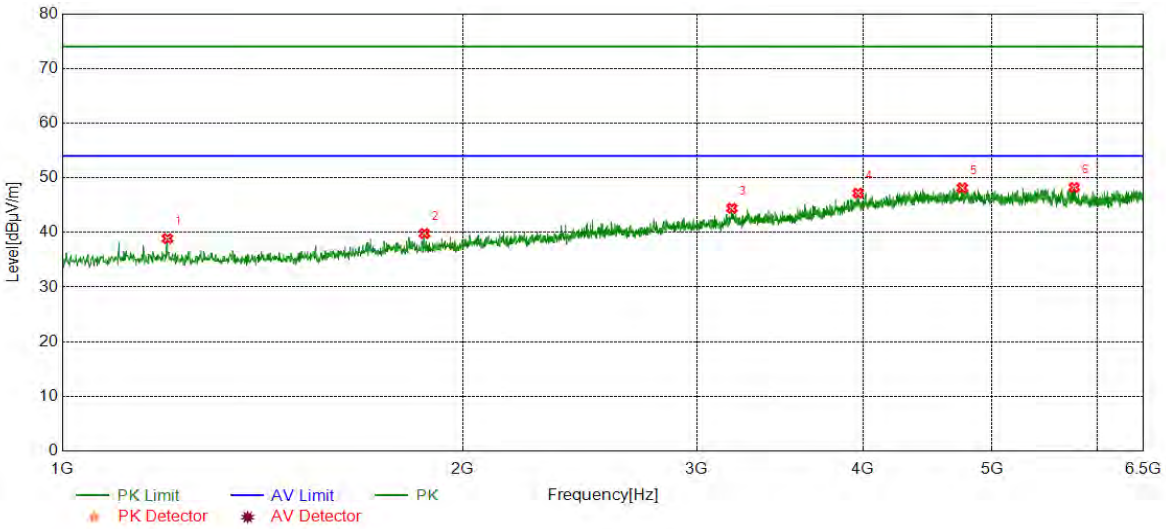

No.	Frequency (MHz)	Reading Level (dBuV/m)	Correct Factor (dB)	Result (dBuV/m)	Limit (dBuV/m)	Margin (dB)	Remark
1	1199.8666	43.71	-4.83	38.88	74.00	-35.12	peak
2	1871.8953	42.80	-3.00	39.80	74.00	-34.20	peak
3	3187.5313	41.25	3.17	44.42	74.00	-29.58	peak
4	3964.9942	41.14	6.05	47.19	74.00	-26.81	peak
5	4748.8748	40.68	7.46	48.14	74.00	-25.86	peak
6	5764.7108	40.05	8.20	48.25	74.00	-25.75	peak

Remark: 1. Measurement = Reading Level + Correct Factor.
2. If Peak Result complies with AV limit, AV Result is deemed to comply with AV limit.
3. Test setup: RBW: 1 MHz, VBW: 3 MHz, Sweep time: auto.
4. Peak: Peak detector.
5. AVG: VBW refer to section 6.2.
6. For below 6.5GHz part, filter losses were only considered in the spurious frequency bands and the authorized band were not corrected for Band Reject Filter losses.
. The proper operation of the transmitter prior to adding the filter to the measurement chain.
7. Only the worst case emission was recorded, if it complies with the limit, the other emissions deemed to comply with the limit.

This report shall not be reproduced except in full, without the written approval of UL-CCIC COMPANY LIMITED.

Test Mode	Channel	Polarization	Verdict
11AC40	5510	Vertical	PASS

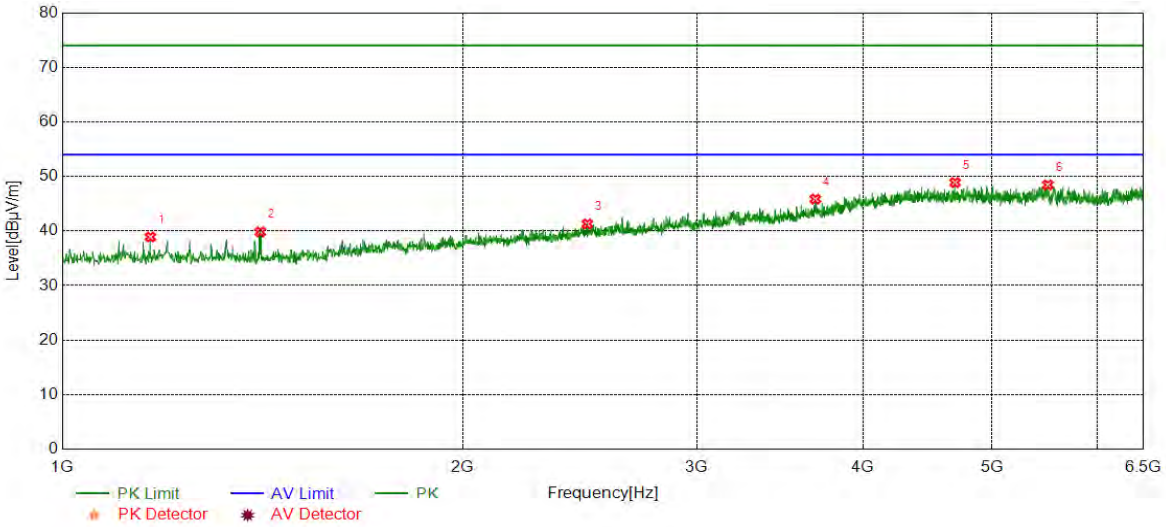

No.	Frequency	Reading Level	Correct Factor	Result	Limit	Margin	Remark
	(MHz)	(dBuV/m)	(dB)	(dBuV/m)	(dBuV/m)	(dB)	
1	1165.0275	43.81	-4.91	38.90	74.00	-35.10	peak
2	1408.9015	44.90	-5.06	39.84	74.00	-34.16	peak
3	2481.5803	41.84	-0.54	41.30	74.00	-32.70	peak
4	3682.6138	41.30	4.55	45.85	74.00	-28.15	peak
5	4690.1984	41.41	7.47	48.88	74.00	-25.12	peak
6	5507.0845	39.97	8.48	48.45	74.00	-25.55	peak

Remark: 1. Measurement = Reading Level + Correct Factor.
2. If Peak Result complies with AV limit, AV Result is deemed to comply with AV limit.
3. Test setup: RBW: 1 MHz, VBW: 3 MHz, Sweep time: auto.
4. Peak: Peak detector.
5. AVG: VBW refer to section 6.2.
6. For below 6.5GHz part, filter losses were only considered in the spurious frequency bands and the authorized band were not corrected for Band Reject Filter losses
. The proper operation of the transmitter prior to adding the filter to the measurement chain.
7. Only the worst case emission was recorded, if it complies with the limit, the other emissions deemed to comply with the limit.

This report shall not be reproduced except in full, without the written approval of UL-CCIC COMPANY LIMITED.

Test Mode	Channel	Polarization	Verdict
11AC40	5550	Horizontal	PASS

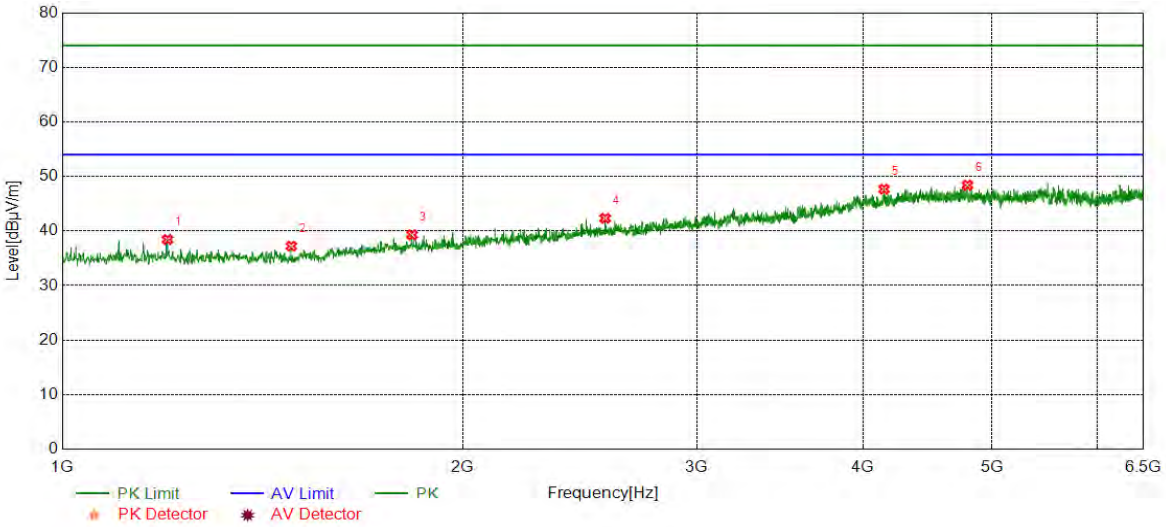

No.	Frequency (MHz)	Reading Level (dBuV/m)	Correct Factor (dB)	Result (dBuV/m)	Limit (dBuV/m)	Margin (dB)	Remark
1	1199.8666	43.26	-4.83	38.43	74.00	-35.57	peak
2	1486.8311	42.40	-5.17	37.23	74.00	-36.77	peak
3	1832.4721	42.16	-2.87	39.29	74.00	-34.71	peak
4	2559.5099	42.60	-0.27	42.33	74.00	-31.67	peak
5	4147.4412	40.80	6.87	47.67	74.00	-26.33	peak
6	4791.9653	40.41	8.00	48.41	74.00	-25.59	peak

Remark: 1. Measurement = Reading Level + Correct Factor.
2. If Peak Result complies with AV limit, AV Result is deemed to comply with AV limit.
3. Test setup: RBW: 1 MHz, VBW: 3 MHz, Sweep time: auto.
4. Peak: Peak detector.
5. AVG: VBW refer to section 6.2.
6. For below 6.5GHz part, filter losses were only considered in the spurious frequency bands and the authorized band were not corrected for Band Reject Filter losses.
. The proper operation of the transmitter prior to adding the filter to the measurement chain.
7. Only the worst case emission was recorded, if it complies with the limit, the other emissions deemed to comply with the limit.

This report shall not be reproduced except in full, without the written approval of UL-CCIC COMPANY LIMITED.

Test Mode	Channel	Polarization	Verdict
11AC40	5550	Vertical	PASS

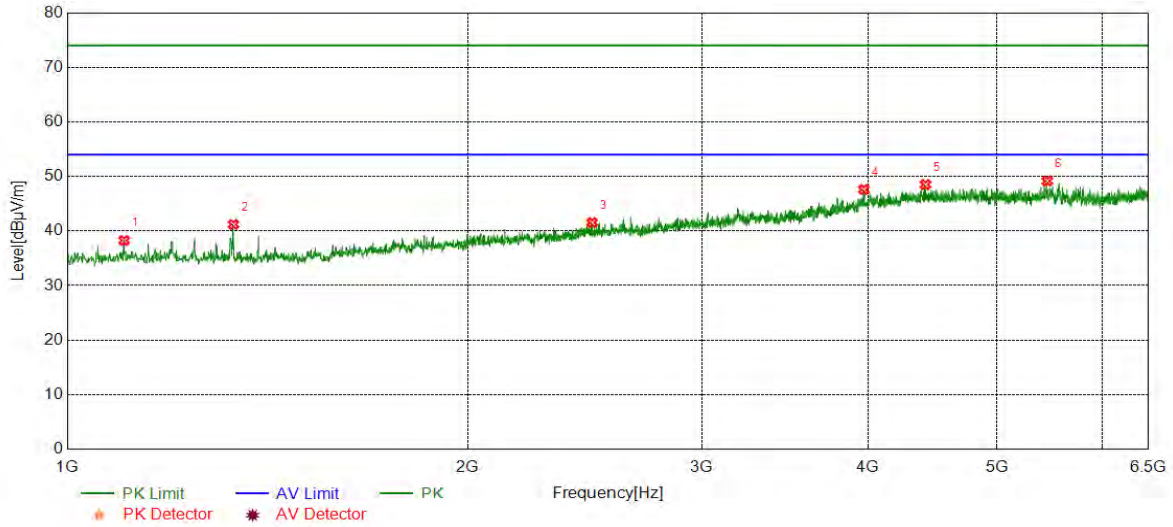

No.	Frequency	Reading Level	Correct Factor	Result	Limit	Margin	Remark
	(MHz)	(dBuV/m)	(dB)	(dBuV/m)	(dBuV/m)	(dB)	
1	1103.6006	43.27	-5.02	38.25	74.00	-35.75	peak
2	1333.7223	46.36	-5.16	41.20	74.00	-32.80	peak
3	2480.6634	42.09	-0.54	41.55	74.00	-32.45	peak
4	3970.4951	41.60	6.02	47.62	74.00	-26.38	peak
5	4417.9030	41.17	7.34	48.51	74.00	-25.49	peak
6	5453.9090	40.67	8.49	49.16	74.00	-24.84	peak

Remark: 1. Measurement = Reading Level + Correct Factor.
2. If Peak Result complies with AV limit, AV Result is deemed to comply with AV limit.
3. Test setup: RBW: 1 MHz, VBW: 3 MHz, Sweep time: auto.
4. Peak: Peak detector.
5. AVG: VBW refer to section 6.2.
6. For below 6.5GHz part, filter losses were only considered in the spurious frequency bands and the authorized band were not corrected for Band Reject Filter losses.
. The proper operation of the transmitter prior to adding the filter to the measurement chain.
7. Only the worst case emission was recorded, if it complies with the limit, the other emissions deemed to comply with the limit.

This report shall not be reproduced except in full, without the written approval of UL-CCIC COMPANY LIMITED.

Test Mode	Channel	Polarization	Verdict
11AC40	5670	Horizontal	PASS

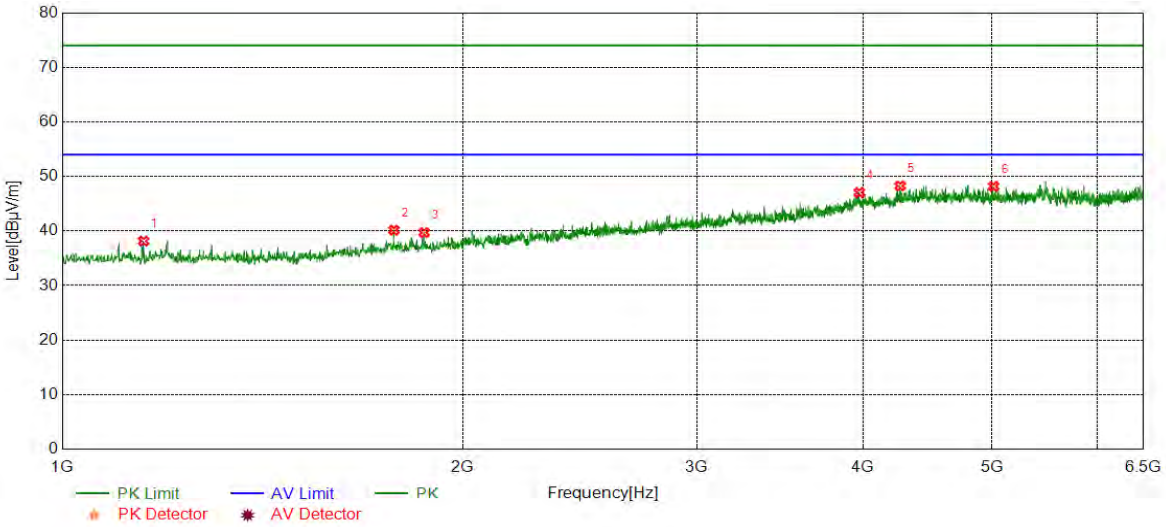

No.	Frequency	Reading Level	Correct Factor	Result	Limit	Margin	Remark
	(MHz)	(dBuV/m)	(dB)	(dBuV/m)	(dBuV/m)	(dB)	
1	1151.2752	43.17	-5.02	38.15	74.00	-35.85	peak
2	1775.6293	43.46	-3.31	40.15	74.00	-33.85	peak
3	1870.9785	42.70	-3.00	39.70	74.00	-34.30	peak
4	3974.1624	41.15	5.90	47.05	74.00	-26.95	peak
5	4264.7941	41.14	7.13	48.27	74.00	-25.73	peak
6	5013.8356	40.53	7.64	48.17	74.00	-25.83	peak

Remark: 1. Measurement = Reading Level + Correct Factor.
2. If Peak Result complies with AV limit, AV Result is deemed to comply with AV limit.
3. Test setup: RBW: 1 MHz, VBW: 3 MHz, Sweep time: auto.
4. Peak: Peak detector.
5. AVG: VBW refer to section 6.2.
6. For below 6.5GHz part, filter losses were only considered in the spurious frequency bands and the authorized band were not corrected for Band Reject Filter losses.
. The proper operation of the transmitter prior to adding the filter to the measurement chain.
7. Only the worst case emission was recorded, if it complies with the limit, the other emissions deemed to comply with the limit.

This report shall not be reproduced except in full, without the written approval of UL-CCIC COMPANY LIMITED.

Test Mode	Channel	Polarization	Verdict
11AC40	5670	Vertical	PASS

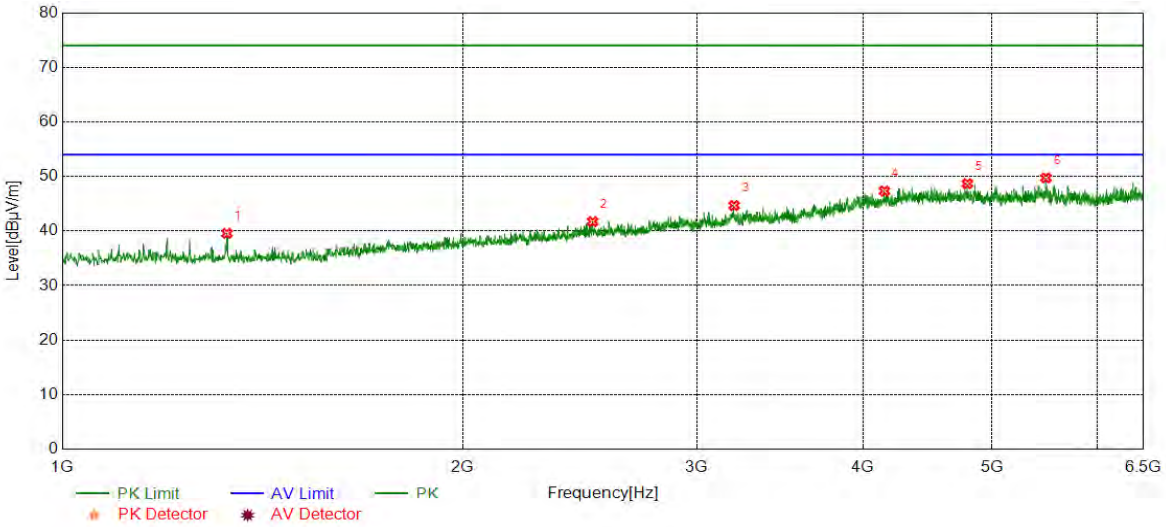

No.	Frequency	Reading Level	Correct Factor	Result	Limit	Margin	Remark
	(MHz)	(dBuV/m)	(dB)	(dBuV/m)	(dBuV/m)	(dB)	
1	1330.0550	44.75	-5.19	39.56	74.00	-34.44	peak
2	2504.5008	41.93	-0.22	41.71	74.00	-32.29	peak
3	3199.4499	41.73	2.93	44.66	74.00	-29.34	peak
4	4150.1917	40.43	6.89	47.32	74.00	-26.68	peak
5	4791.0485	40.64	8.04	48.68	74.00	-25.32	peak
6	5488.7481	41.26	8.47	49.73	74.00	-24.27	peak

Remark: 1. Measurement = Reading Level + Correct Factor.
2. If Peak Result complies with AV limit, AV Result is deemed to comply with AV limit.
3. Test setup: RBW: 1 MHz, VBW: 3 MHz, Sweep time: auto.
4. Peak: Peak detector.
5. AVG: VBW refer to section 6.2.
6. For below 6.5GHz part, filter losses were only considered in the spurious frequency bands and the authorized band were not corrected for Band Reject Filter losses.
. The proper operation of the transmitter prior to adding the filter to the measurement chain.
7. Only the worst case emission was recorded, if it complies with the limit, the other emissions deemed to comply with the limit.

This report shall not be reproduced except in full, without the written approval of UL-CCIC COMPANY LIMITED.

Test Mode	Channel	Polarization	Verdict
11AC40	5710	Horizontal	PASS

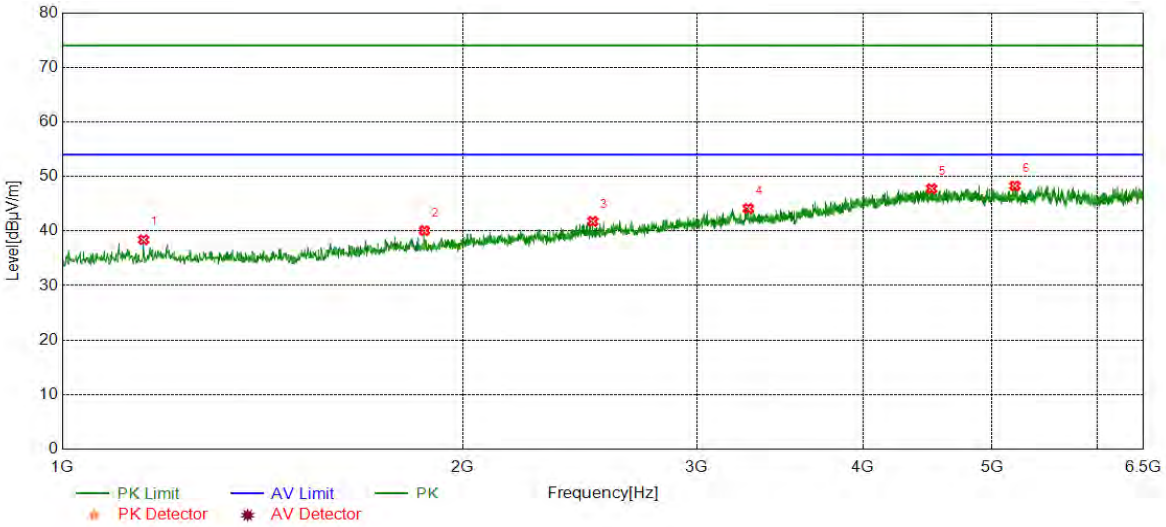

No.	Frequency	Reading Level	Correct Factor	Result	Limit	Margin	Remark
	(MHz)	(dBuV/m)	(dB)	(dBuV/m)	(dBuV/m)	(dB)	
1	1151.2752	43.42	-5.02	38.40	74.00	-35.60	peak
2	1871.8953	43.07	-3.00	40.07	74.00	-33.93	peak
3	2505.4176	41.95	-0.20	41.75	74.00	-32.25	peak
4	3279.2132	41.01	3.11	44.12	74.00	-29.88	peak
5	4503.1672	40.45	7.31	47.76	74.00	-26.24	peak
6	5201.7836	40.88	7.39	48.27	74.00	-25.73	peak

Remark: 1. Measurement = Reading Level + Correct Factor.
2. If Peak Result complies with AV limit, AV Result is deemed to comply with AV limit.
3. Test setup: RBW: 1 MHz, VBW: 3 MHz, Sweep time: auto.
4. Peak: Peak detector.
5. AVG: VBW refer to section 6.2.
6. For below 6.5GHz part, filter losses were only considered in the spurious frequency bands and the authorized band were not corrected for Band Reject Filter losses.
. The proper operation of the transmitter prior to adding the filter to the measurement chain.
7. Only the worst case emission was recorded, if it complies with the limit, the other emissions deemed to comply with the limit.

This report shall not be reproduced except in full, without the written approval of UL-CCIC COMPANY LIMITED.

Test Mode	Channel	Polarization	Verdict
11AC40	5710	Vertical	PASS

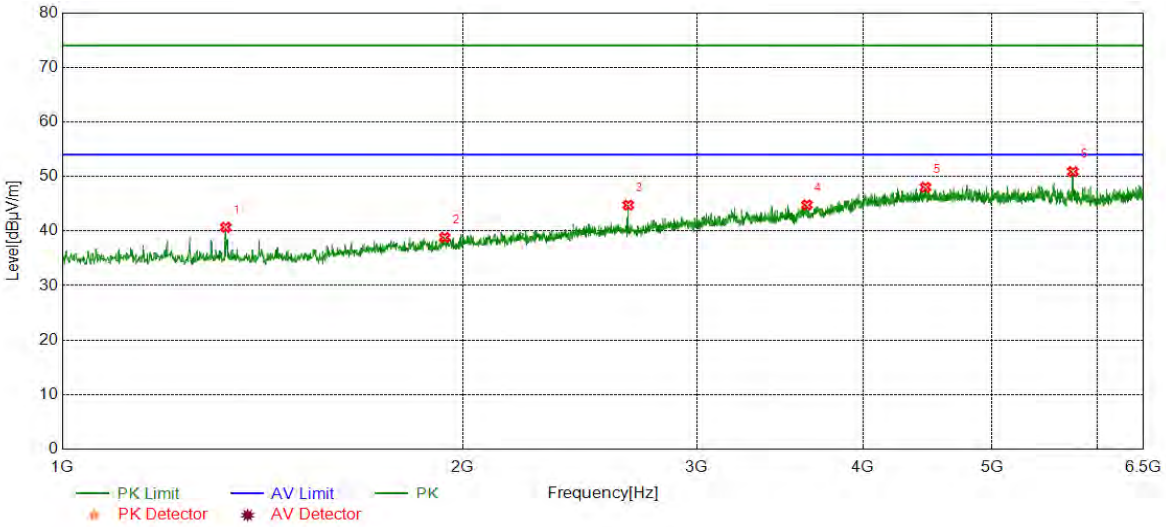

No.	Frequency (MHz)	Reading Level (dBuV/m)	Correct Factor (dB)	Result (dBuV/m)	Limit (dBuV/m)	Margin (dB)	Remark
1	1327.3046	45.78	-5.09	40.69	74.00	-33.31	peak
2	1938.8231	41.44	-2.61	38.83	74.00	-35.17	peak
3	2664.0273	44.47	0.27	44.74	74.00	-29.26	peak
4	3629.4382	40.83	3.95	44.78	74.00	-29.22	peak
5	4455.4926	40.73	7.29	48.02	74.00	-25.98	peak
6	5750.9585	42.68	8.20	50.88	74.00	-23.12	peak

Remark: 1. Measurement = Reading Level + Correct Factor.
2. If Peak Result complies with AV limit, AV Result is deemed to comply with AV limit.
3. Test setup: RBW: 1 MHz, VBW: 3 MHz, Sweep time: auto.
4. Peak: Peak detector.
5. AVG: VBW refer to section 6.2.
6. For below 6.5GHz part, filter losses were only considered in the spurious frequency bands and the authorized band were not corrected for Band Reject Filter losses.
. The proper operation of the transmitter prior to adding the filter to the measurement chain.
7. Only the worst case emission was recorded, if it complies with the limit, the other emissions deemed to comply with the limit.

This report shall not be reproduced except in full, without the written approval of UL-CCIC COMPANY LIMITED.

Test Mode	Channel	Polarization	Verdict
11AC40	5755	Horizontal	PASS

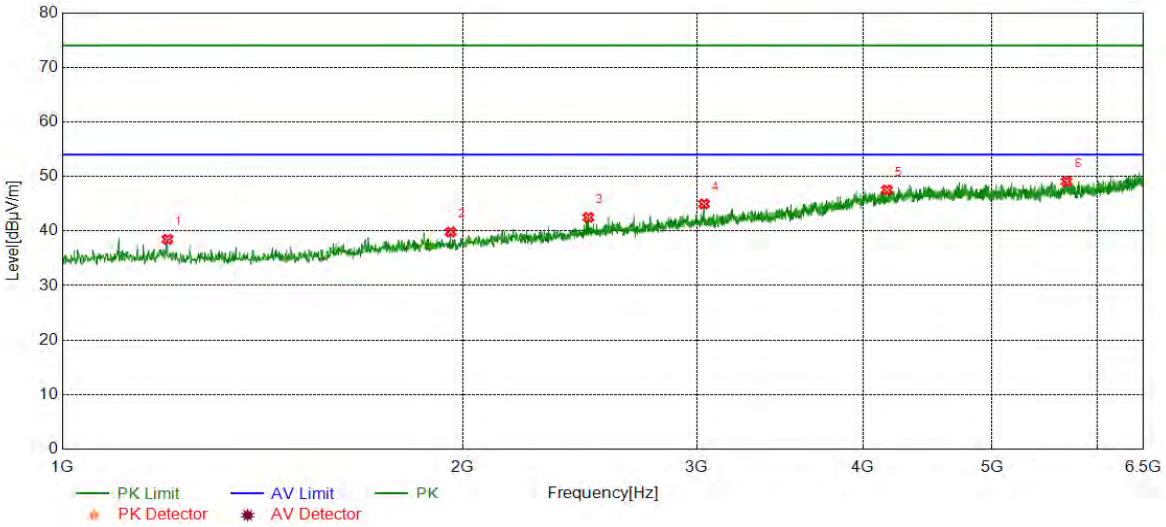

No.	Frequency	Reading Level	Correct Factor	Result	Limit	Margin	Remark
	(MHz)	(dBuV/m)	(dB)	(dBuV/m)	(dBuV/m)	(dB)	
1	1199.8666	43.56	-5.08	38.48	74.00	-35.52	peak
2	1958.9932	42.32	-2.50	39.82	74.00	-34.18	peak
3	2486.1644	43.17	-0.68	42.49	74.00	-31.51	peak
4	3037.1729	43.02	1.94	44.96	74.00	-29.04	peak
5	4168.5281	41.44	6.08	47.52	74.00	-26.48	peak
6	5687.6980	41.09	7.98	49.07	74.00	-24.93	peak

Remark: 1. Measurement = Reading Level + Correct Factor.
2. If Peak Result complies with AV limit, AV Result is deemed to comply with AV limit.
3. Test setup: RBW: 1 MHz, VBW: 3 MHz, Sweep time: auto.
4. Peak: Peak detector.
5. AVG: VBW refer to section 6.2.
6. For below 6.5GHz part, filter losses were only considered in the spurious frequency bands and the authorized band were not corrected for Band Reject Filter losses.
. The proper operation of the transmitter prior to adding the filter to the measurement chain.
7. Only the worst case emission was recorded, if it complies with the limit, the other emissions deemed to comply with the limit.

This report shall not be reproduced except in full, without the written approval of UL-CCIC COMPANY LIMITED.