Test Mode	Channel	Polarization	Verdict
11AC40	5755	Vertical	PASS

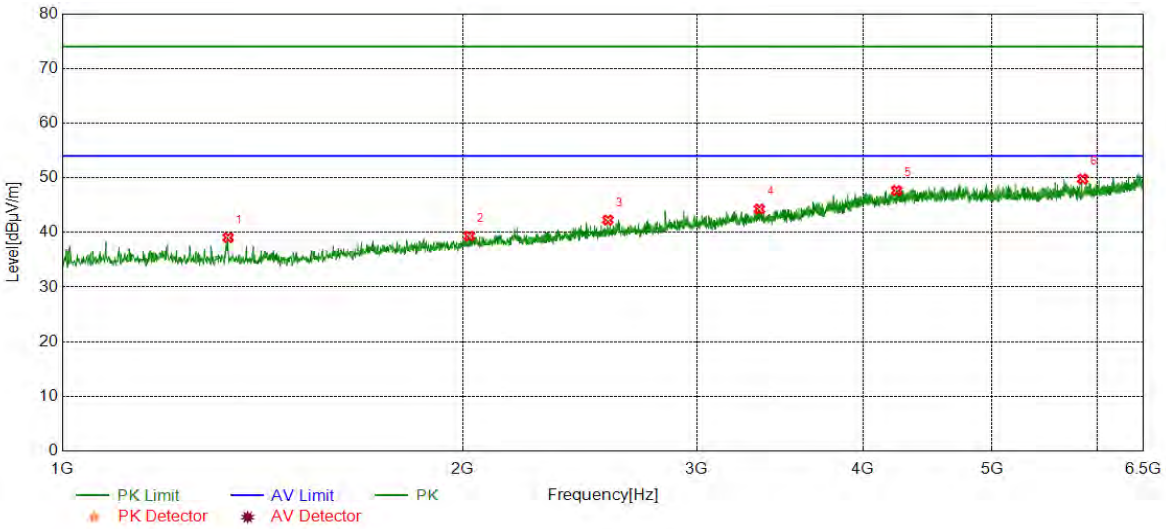

No.	Frequency (MHz)	Reading Level (dBuV/m)	Correct Factor (dB)	Result (dBuV/m)	Limit (dBuV/m)	Margin (dB)	Remark
1	1332.8055	44.36	-5.30	39.06	74.00	-34.94	peak
2	2023.1705	41.55	-2.22	39.33	74.00	-34.67	peak
3	2571.4286	42.38	-0.10	42.28	74.00	-31.72	peak
4	3342.4737	41.54	2.73	44.27	74.00	-29.73	peak
5	4239.1232	41.46	6.21	47.67	74.00	-26.33	peak
6	5849.0582	42.24	7.54	49.78	74.00	-24.22	peak

Remark: 1. Measurement = Reading Level + Correct Factor.
2. If Peak Result complies with AV limit, AV Result is deemed to comply with AV limit.
3. Test setup: RBW: 1 MHz, VBW: 3 MHz, Sweep time: auto.
4. Peak: Peak detector.
5. AVG: VBW refer to section 6.2.
6. For below 6.5GHz part, filter losses were only considered in the spurious frequency bands and the authorized band were not corrected for Band Reject Filter losses.
. The proper operation of the transmitter prior to adding the filter to the measurement chain.
7. Only the worst case emission was recorded, if it complies with the limit, the other emissions deemed to comply with the limit.

This report shall not be reproduced except in full, without the written approval of UL-CCIC COMPANY LIMITED.

Test Mode	Channel	Polarization	Verdict
11AC40	5795	Horizontal	PASS

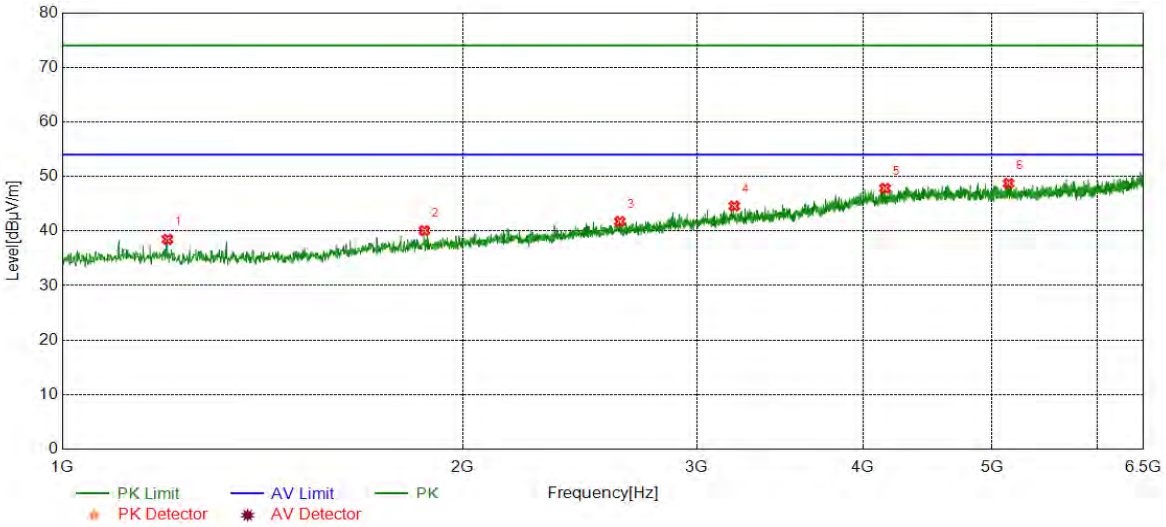

No.	Frequency (MHz)	Reading Level (dBuV/m)	Correct Factor (dB)	Result (dBuV/m)	Limit (dBuV/m)	Margin (dB)	Remark
1	1199.8666	43.55	-5.08	38.47	74.00	-35.53	peak
2	1871.8953	43.11	-3.03	40.08	74.00	-33.92	peak
3	2625.5209	41.34	0.41	41.75	74.00	-32.25	peak
4	3200.3667	42.21	2.35	44.56	74.00	-29.44	peak
5	4154.7758	41.53	6.29	47.82	74.00	-26.18	peak
6	5144.9408	41.45	7.28	48.73	74.00	-25.27	peak

Remark: 1. Measurement = Reading Level + Correct Factor.
2. If Peak Result complies with AV limit, AV Result is deemed to comply with AV limit.
3. Test setup: RBW: 1 MHz, VBW: 3 MHz, Sweep time: auto.
4. Peak: Peak detector.
5. AVG: VBW refer to section 6.2.
6. For below 6.5GHz part, filter losses were only considered in the spurious frequency bands and the authorized band were not corrected for Band Reject Filter losses.
. The proper operation of the transmitter prior to adding the filter to the measurement chain.
7. Only the worst case emission was recorded, if it complies with the limit, the other emissions deemed to comply with the limit.

This report shall not be reproduced except in full, without the written approval of UL-CCIC COMPANY LIMITED.

Test Mode	Channel	Polarization	Verdict
11AC40	5795	Vertical	PASS

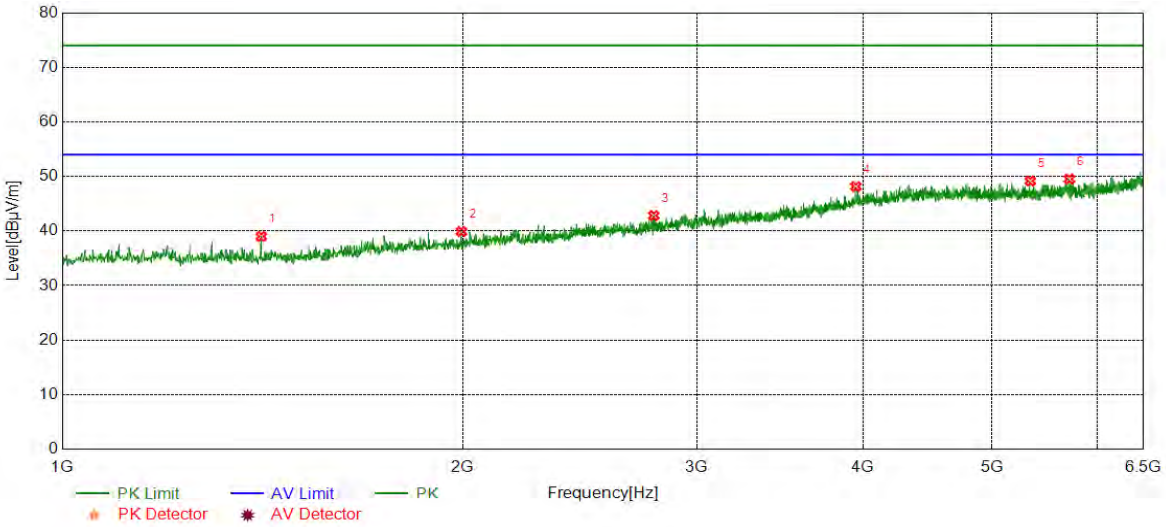

No.	Frequency (MHz)	Reading Level (dBuV/m)	Correct Factor (dB)	Result (dBuV/m)	Limit (dBuV/m)	Margin (dB)	Remark
1	1411.6519	44.15	-5.16	38.99	74.00	-35.01	peak
2	1995.6659	42.25	-2.35	39.90	74.00	-34.10	peak
3	2784.1307	42.24	0.59	42.83	74.00	-31.17	peak
4	3950.3251	42.19	5.95	48.14	74.00	-25.86	peak
5	5342.0570	42.08	7.09	49.17	74.00	-24.83	peak
6	5716.1194	41.70	7.83	49.53	74.00	-24.47	peak

Remark: 1. Measurement = Reading Level + Correct Factor.
2. If Peak Result complies with AV limit, AV Result is deemed to comply with AV limit.
3. Test setup: RBW: 1 MHz, VBW: 3 MHz, Sweep time: auto.
4. Peak: Peak detector.
5. AVG: VBW refer to section 6.2.
6. For below 6.5GHz part, filter losses were only considered in the spurious frequency bands and the authorized band were not corrected for Band Reject Filter losses.
. The proper operation of the transmitter prior to adding the filter to the measurement chain.
7. Only the worst case emission was recorded, if it complies with the limit, the other emissions deemed to comply with the limit.

This report shall not be reproduced except in full, without the written approval of UL-CCIC COMPANY LIMITED.

Test Mode	Channel	Polarization	Verdict
11AC80	5210	Horizontal	PASS

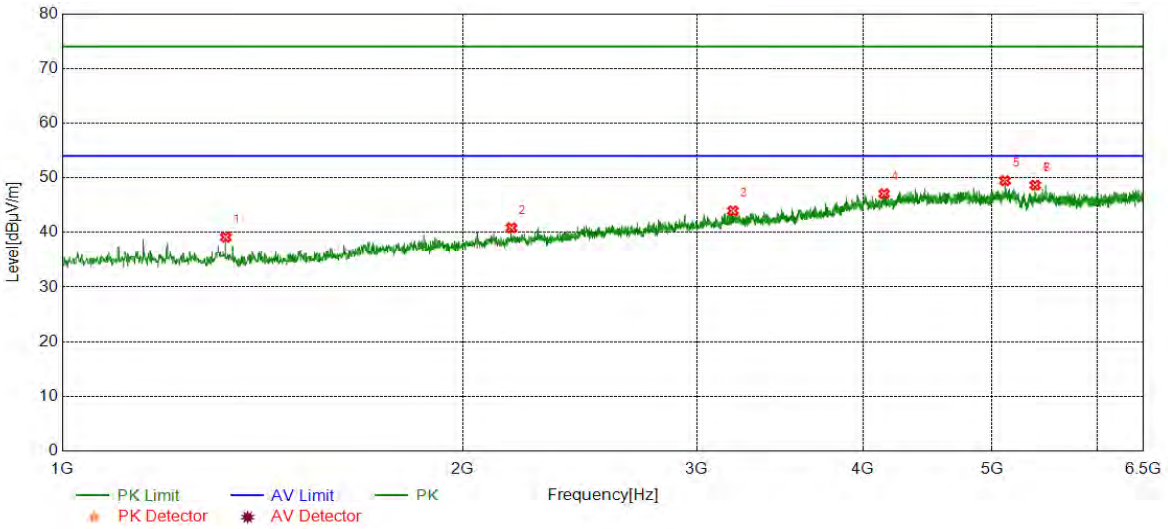

No.	Frequency	Reading Level	Correct Factor	Result	Limit	Margin	Remark
	(MHz)	(dBuV/m)	(dB)	(dBuV/m)	(dBuV/m)	(dB)	
1	1327.3046	44.01	-4.90	39.11	74.00	-34.89	peak
2	2176.2794	42.22	-1.38	40.84	74.00	-33.16	peak
3	3193.0322	41.17	2.77	43.94	74.00	-30.06	peak
4	4148.3581	40.47	6.61	47.08	74.00	-26.92	peak
5	5113.7690	41.45	8.01	49.46	74.00	-24.54	peak
6	5387.8980	40.93	7.72	48.65	74.00	-25.35	peak
7	5387.8980	40.93	7.72	48.65	74.00	-25.35	peak

Remark: 1. Measurement = Reading Level + Correct Factor.
2. If Peak Result complies with AV limit, AV Result is deemed to comply with AV limit.
3. Test setup: RBW: 1 MHz, VBW: 3 MHz, Sweep time: auto.
4. Peak: Peak detector.
5. AVG: VBW refer to section 6.2.
6. For below 6.5GHz part, filter losses were only considered in the spurious frequency bands and the authorized band were not corrected for Band Reject Filter losses.
. The proper operation of the transmitter prior to adding the filter to the measurement chain.
7. Only the worst case emission was recorded, if it complies with the limit, the other emissions deemed to comply with the limit.

This report shall not be reproduced except in full, without the written approval of UL-CCIC COMPANY LIMITED.

Test Mode	Channel	Polarization	Verdict
11AC80	5210	Vertical	PASS

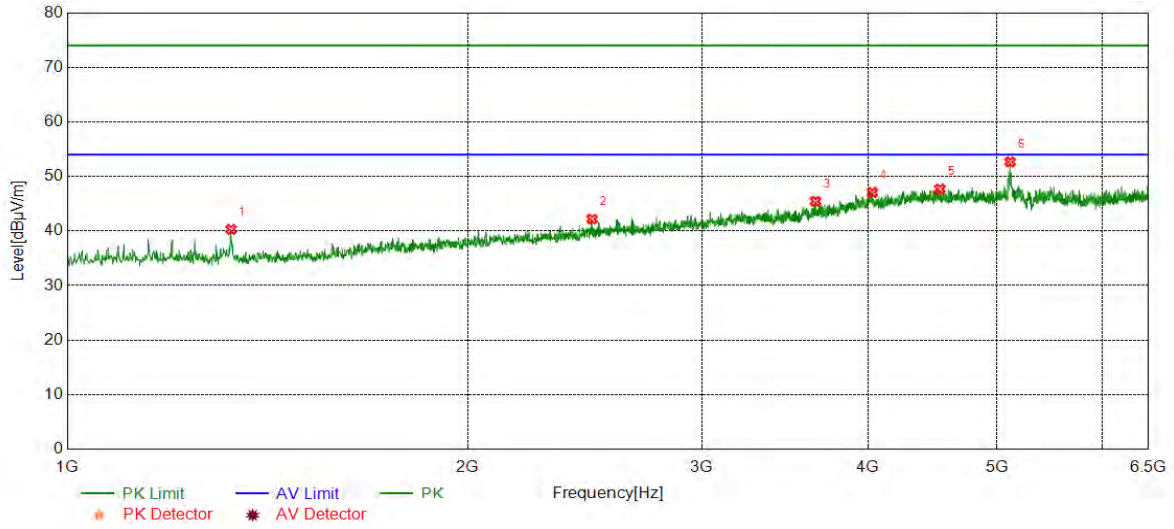

No.	Frequency (MHz)	Reading Level (dBuV/m)	Correct Factor (dB)	Result (dBuV/m)	Limit (dBuV/m)	Margin (dB)	Remark
1	1328.2214	45.23	-4.94	40.29	74.00	-33.71	peak
2	2480.6634	42.68	-0.49	42.19	74.00	-31.81	peak
3	3652.3587	41.28	4.18	45.46	74.00	-28.54	peak
4	4030.0883	40.82	6.24	47.06	74.00	-26.94	peak
5	4529.7550	40.39	7.31	47.70	74.00	-26.30	peak
6	5114.6858	44.66	8.01	52.67	74.00	-21.33	peak

Remark: 1. Measurement = Reading Level + Correct Factor.
2. If Peak Result complies with AV limit, AV Result is deemed to comply with AV limit.
3. Test setup: RBW: 1 MHz, VBW: 3 MHz, Sweep time: auto.
4. Peak: Peak detector.
5. AVG: VBW refer to section 6.2.
6. For below 6.5GHz part, filter losses were only considered in the spurious frequency bands and the authorized band were not corrected for Band Reject Filter losses.
. The proper operation of the transmitter prior to adding the filter to the measurement chain.
7. Only the worst case emission was recorded, if it complies with the limit, the other emissions deemed to comply with the limit.

This report shall not be reproduced except in full, without the written approval of UL-CCIC COMPANY LIMITED.

Test Mode	Channel	Polarization	Verdict
11AC80	5290	Horizontal	PASS

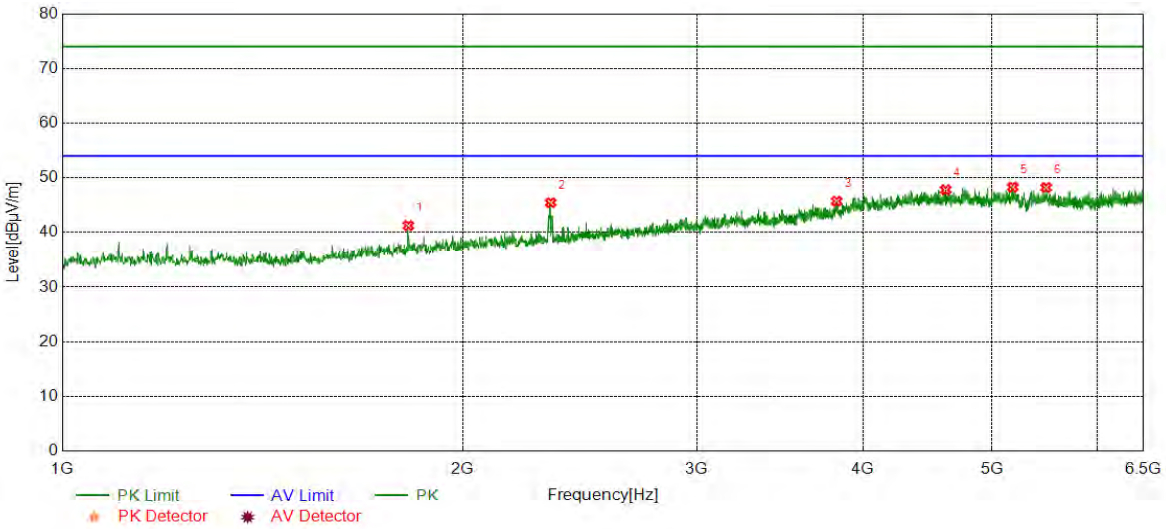

No.	Frequency	Reading Level	Correct Factor	Result	Limit	Margin	Remark
	(MHz)	(dBuV/m)	(dB)	(dBuV/m)	(dBuV/m)	(dB)	
1	1820.5534	44.53	-3.28	41.25	74.00	-32.75	peak
2	2329.3882	46.39	-0.95	45.44	74.00	-28.56	peak
3	3821.0535	40.28	5.43	45.71	74.00	-28.29	peak
4	4614.1024	40.74	7.05	47.79	74.00	-26.21	peak
5	5182.5304	40.37	7.92	48.29	74.00	-25.71	peak
6	5490.5818	40.03	8.18	48.21	74.00	-25.79	peak

Remark: 1. Measurement = Reading Level + Correct Factor.
2. If Peak Result complies with AV limit, AV Result is deemed to comply with AV limit.
3. Test setup: RBW: 1 MHz, VBW: 3 MHz, Sweep time: auto.
4. Peak: Peak detector.
5. AVG: VBW refer to section 6.2.
6. For below 6.5GHz part, filter losses were only considered in the spurious frequency bands and the authorized band were not corrected for Band Reject Filter losses.
. The proper operation of the transmitter prior to adding the filter to the measurement chain.
7. Only the worst case emission was recorded, if it complies with the limit, the other emissions deemed to comply with the limit.

This report shall not be reproduced except in full, without the written approval of UL-CCIC COMPANY LIMITED.

Test Mode	Channel	Polarization	Verdict
11AC80	5290	Vertical	PASS

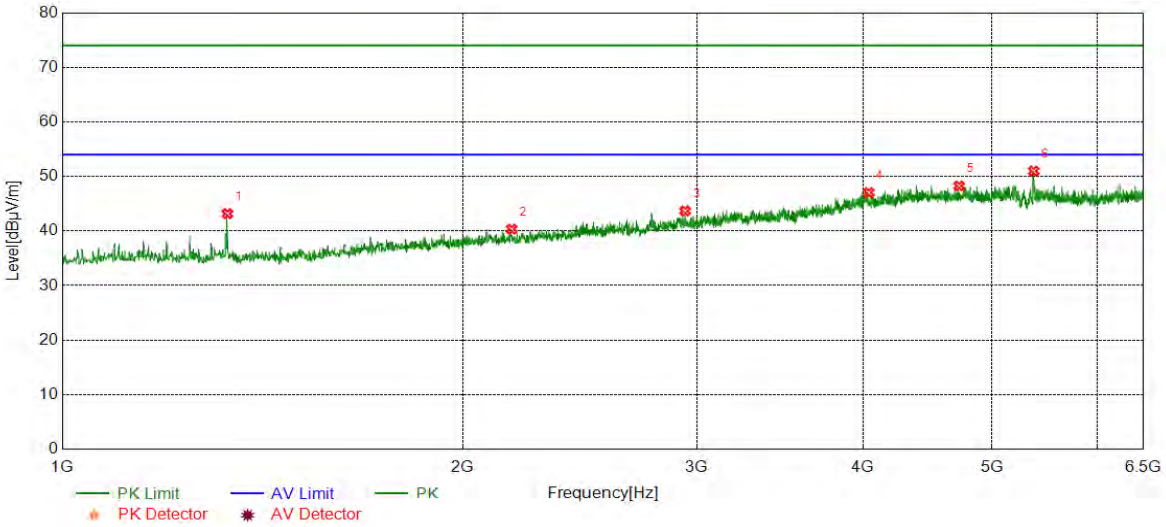

No.	Frequency (MHz)	Reading Level (dBuV/m)	Correct Factor (dB)	Result (dBuV/m)	Limit (dBuV/m)	Margin (dB)	Remark
1	1330.9718	48.20	-5.03	43.17	74.00	-30.83	peak
2	2177.1962	41.70	-1.38	40.32	74.00	-33.68	peak
3	2939.0732	41.92	1.75	43.67	74.00	-30.33	peak
4	4039.2565	41.21	5.81	47.02	74.00	-26.98	peak
5	4722.2870	41.03	7.23	48.26	74.00	-25.74	peak
6	5374.1457	43.24	7.74	50.98	74.00	-23.02	peak

Remark: 1. Measurement = Reading Level + Correct Factor.
2. If Peak Result complies with AV limit, AV Result is deemed to comply with AV limit.
3. Test setup: RBW: 1 MHz, VBW: 3 MHz, Sweep time: auto.
4. Peak: Peak detector.
5. AVG: VBW refer to section 6.2.
6. For below 6.5GHz part, filter losses were only considered in the spurious frequency bands and the authorized band were not corrected for Band Reject Filter losses.
. The proper operation of the transmitter prior to adding the filter to the measurement chain.
7. Only the worst case emission was recorded, if it complies with the limit, the other emissions deemed to comply with the limit.

This report shall not be reproduced except in full, without the written approval of UL-CCIC COMPANY LIMITED.

Test Mode	Channel	Polarization	Verdict
11AC80	5530	Horizontal	PASS

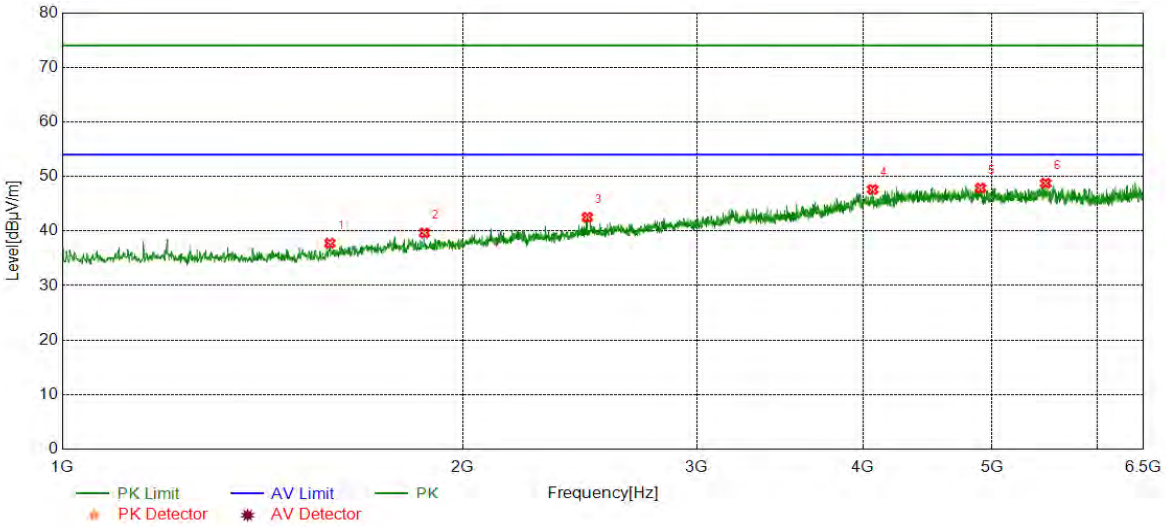

No.	Frequency	Reading Level	Correct Factor	Result	Limit	Margin	Remark
	(MHz)	(dBuV/m)	(dB)	(dBuV/m)	(dBuV/m)	(dB)	
1	1589.5149	42.10	-4.34	37.76	74.00	-36.24	peak
2	1871.8953	42.64	-3.00	39.64	74.00	-34.36	peak
3	2481.5803	43.04	-0.54	42.50	74.00	-31.50	peak
4	4066.7611	41.46	6.15	47.61	74.00	-26.39	peak
5	4901.0668	40.51	7.36	47.87	74.00	-26.13	peak
6	5486.9145	40.29	8.47	48.76	74.00	-25.24	peak

Remark: 1. Measurement = Reading Level + Correct Factor.
2. If Peak Result complies with AV limit, AV Result is deemed to comply with AV limit.
3. Test setup: RBW: 1 MHz, VBW: 3 MHz, Sweep time: auto.
4. Peak: Peak detector.
5. AVG: VBW refer to section 6.2.
6. For below 6.5GHz part, filter losses were only considered in the spurious frequency bands and the authorized band were not corrected for Band Reject Filter losses.
. The proper operation of the transmitter prior to adding the filter to the measurement chain.
7. Only the worst case emission was recorded, if it complies with the limit, the other emissions deemed to comply with the limit.

This report shall not be reproduced except in full, without the written approval of UL-CCIC COMPANY LIMITED.

Test Mode	Channel	Polarization	Verdict
11AC80	5530	Vertical	PASS

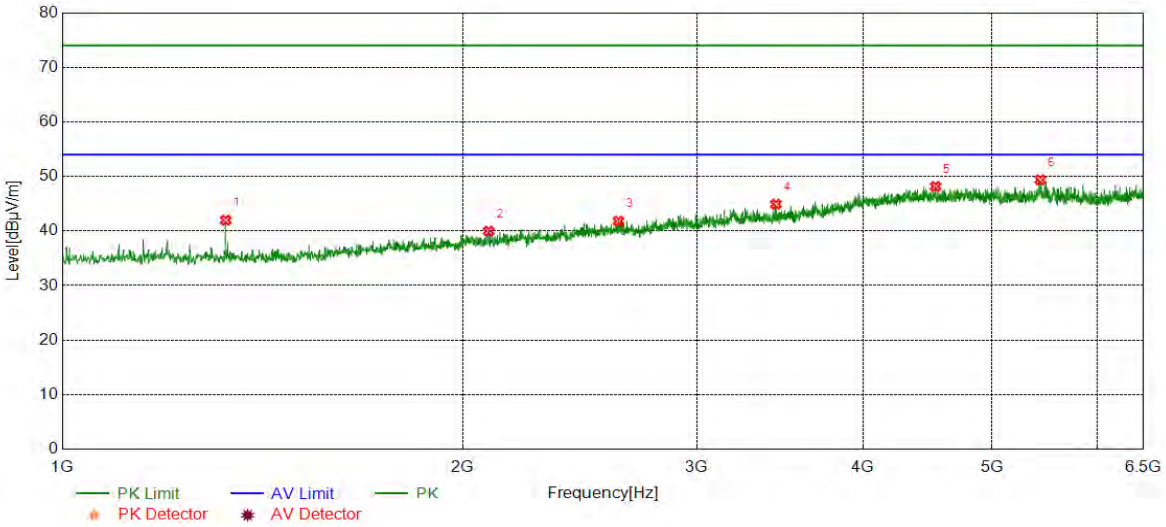

No.	Frequency (MHz)	Reading Level (dBuV/m)	Correct Factor (dB)	Result (dBuV/m)	Limit (dBuV/m)	Margin (dB)	Remark
1	1327.3046	47.06	-5.09	41.97	74.00	-32.03	peak
2	2091.9320	41.58	-1.61	39.97	74.00	-34.03	peak
3	2619.1032	41.33	0.48	41.81	74.00	-32.19	peak
4	3439.6566	41.84	3.07	44.91	74.00	-29.09	peak
5	4534.3391	40.71	7.45	48.16	74.00	-25.84	peak
6	5434.6558	40.89	8.49	49.38	74.00	-24.62	peak

Remark: 1. Measurement = Reading Level + Correct Factor.
2. If Peak Result complies with AV limit, AV Result is deemed to comply with AV limit.
3. Test setup: RBW: 1 MHz, VBW: 3 MHz, Sweep time: auto.
4. Peak: Peak detector.
5. AVG: VBW refer to section 6.2.
6. For below 6.5GHz part, filter losses were only considered in the spurious frequency bands and the authorized band were not corrected for Band Reject Filter losses.
. The proper operation of the transmitter prior to adding the filter to the measurement chain.
7. Only the worst case emission was recorded, if it complies with the limit, the other emissions deemed to comply with the limit.

This report shall not be reproduced except in full, without the written approval of UL-CCIC COMPANY LIMITED.

Test Mode	Channel	Polarization	Verdict
11AC80	5610	Horizontal	PASS

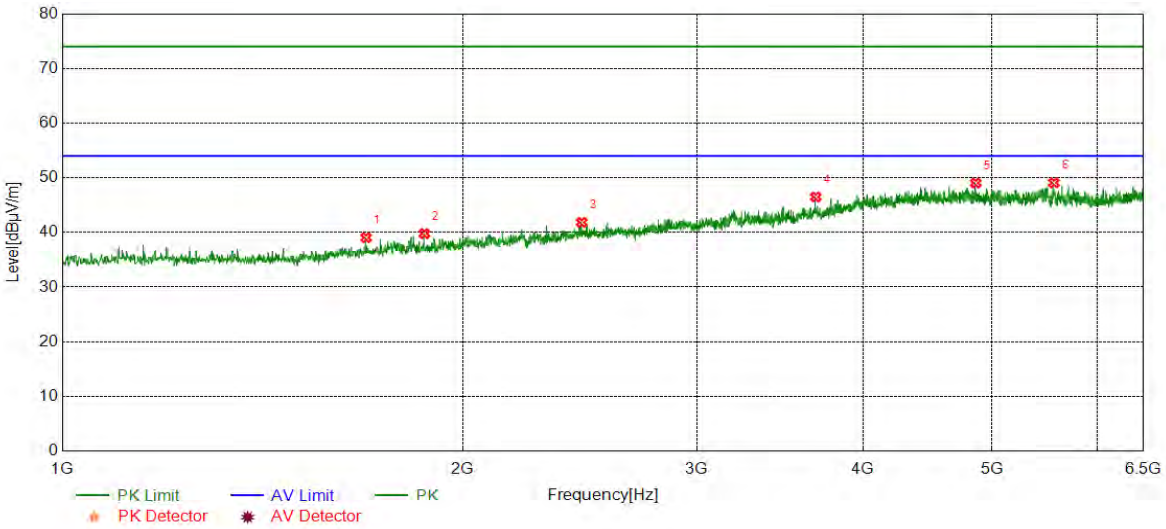

No.	Frequency	Reading Level	Correct Factor	Result	Limit	Margin	Remark
	(MHz)	(dBuV/m)	(dB)	(dBuV/m)	(dBuV/m)	(dB)	
1	1692.1987	43.04	-3.99	39.05	74.00	-34.95	peak
2	1871.8953	42.78	-3.00	39.78	74.00	-34.22	peak
3	2457.7430	42.43	-0.59	41.84	74.00	-32.16	peak
4	3685.3642	41.87	4.63	46.50	74.00	-27.50	peak
5	4860.7268	41.58	7.47	49.05	74.00	-24.95	peak
6	5564.8441	40.72	8.36	49.08	74.00	-24.92	peak

Remark: 1. Measurement = Reading Level + Correct Factor.
2. If Peak Result complies with AV limit, AV Result is deemed to comply with AV limit.
3. Test setup: RBW: 1 MHz, VBW: 3 MHz, Sweep time: auto.
4. Peak: Peak detector.
5. AVG: VBW refer to section 6.2.
6. For below 6.5GHz part, filter losses were only considered in the spurious frequency bands and the authorized band were not corrected for Band Reject Filter losses.
. The proper operation of the transmitter prior to adding the filter to the measurement chain.
7. Only the worst case emission was recorded, if it complies with the limit, the other emissions deemed to comply with the limit.

This report shall not be reproduced except in full, without the written approval of UL-CCIC COMPANY LIMITED.

Test Mode	Channel	Polarization	Verdict
11AC80	5610	Vertical	PASS

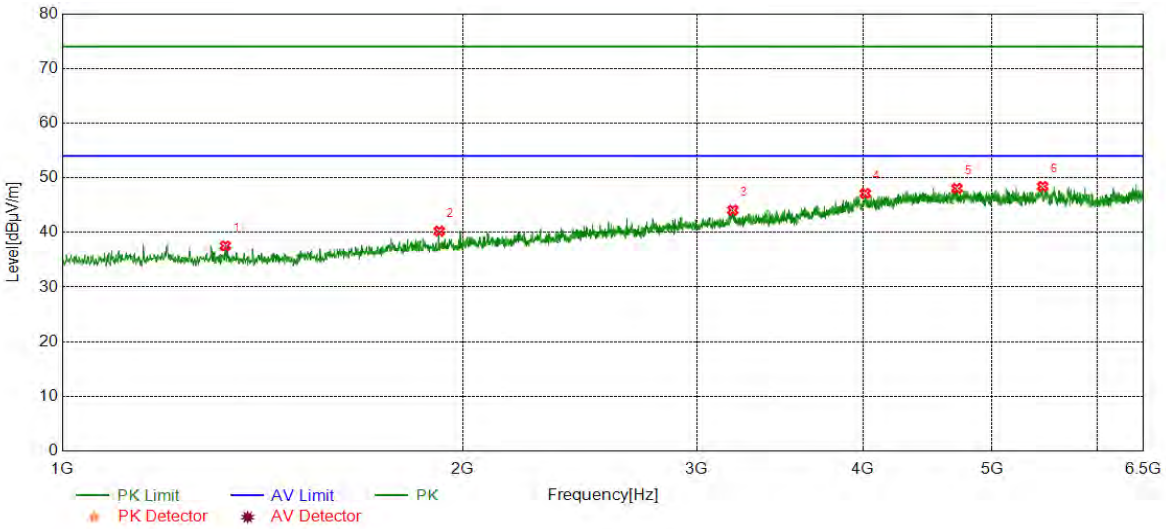

No.	Frequency (MHz)	Reading Level (dBuV/m)	Correct Factor (dB)	Result (dBuV/m)	Limit (dBuV/m)	Margin (dB)	Remark
1	1326.3877	42.61	-5.06	37.55	74.00	-36.45	peak
2	1920.4867	42.94	-2.71	40.23	74.00	-33.77	peak
3	3192.1154	40.88	3.21	44.09	74.00	-29.91	peak
4	4015.4192	41.00	6.13	47.13	74.00	-26.87	peak
5	4704.8675	40.73	7.33	48.06	74.00	-25.94	peak
6	5458.4931	39.96	8.46	48.42	74.00	-25.58	peak

Remark: 1. Measurement = Reading Level + Correct Factor.
2. If Peak Result complies with AV limit, AV Result is deemed to comply with AV limit.
3. Test setup: RBW: 1 MHz, VBW: 3 MHz, Sweep time: auto.
4. Peak: Peak detector.
5. AVG: VBW refer to section 6.2.
6. For below 6.5GHz part, filter losses were only considered in the spurious frequency bands and the authorized band were not corrected for Band Reject Filter losses.
. The proper operation of the transmitter prior to adding the filter to the measurement chain.
7. Only the worst case emission was recorded, if it complies with the limit, the other emissions deemed to comply with the limit.

This report shall not be reproduced except in full, without the written approval of UL-CCIC COMPANY LIMITED.

Test Mode	Channel	Polarization	Verdict
11AC80	5690	Horizontal	PASS

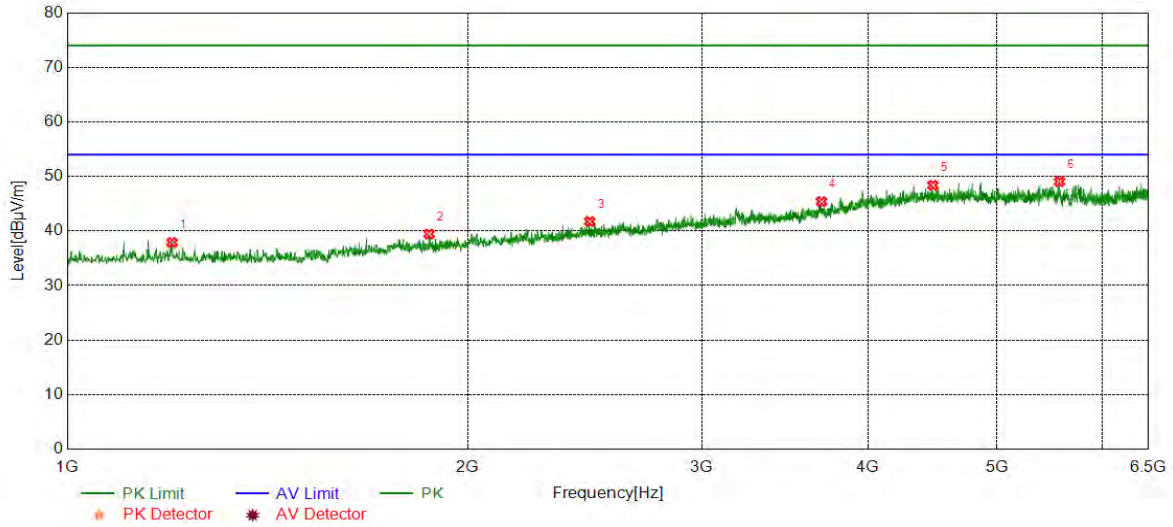

No.	Frequency (MHz)	Reading Level (dBuV/m)	Correct Factor (dB)	Result (dBuV/m)	Limit (dBuV/m)	Margin (dB)	Remark
1	1198.9498	42.74	-4.85	37.89	74.00	-36.11	peak
2	1870.9785	42.44	-3.00	39.44	74.00	-34.56	peak
3	2470.5784	42.28	-0.55	41.73	74.00	-32.27	peak
4	3689.9483	40.61	4.76	45.37	74.00	-28.63	peak
5	4474.7458	41.26	7.12	48.38	74.00	-25.62	peak
6	5570.3451	40.71	8.35	49.06	74.00	-24.94	peak

Remark: 1. Measurement = Reading Level + Correct Factor.
2. If Peak Result complies with AV limit, AV Result is deemed to comply with AV limit.
3. Test setup: RBW: 1 MHz, VBW: 3 MHz, Sweep time: auto.
4. Peak: Peak detector.
5. AVG: VBW refer to section 6.2.
6. For below 6.5GHz part, filter losses were only considered in the spurious frequency bands and the authorized band were not corrected for Band Reject Filter losses.
. The proper operation of the transmitter prior to adding the filter to the measurement chain.
7. Only the worst case emission was recorded, if it complies with the limit, the other emissions deemed to comply with the limit.

This report shall not be reproduced except in full, without the written approval of UL-CCIC COMPANY LIMITED.

Test Mode	Channel	Polarization	Verdict
11AC80	5690	Vertical	PASS

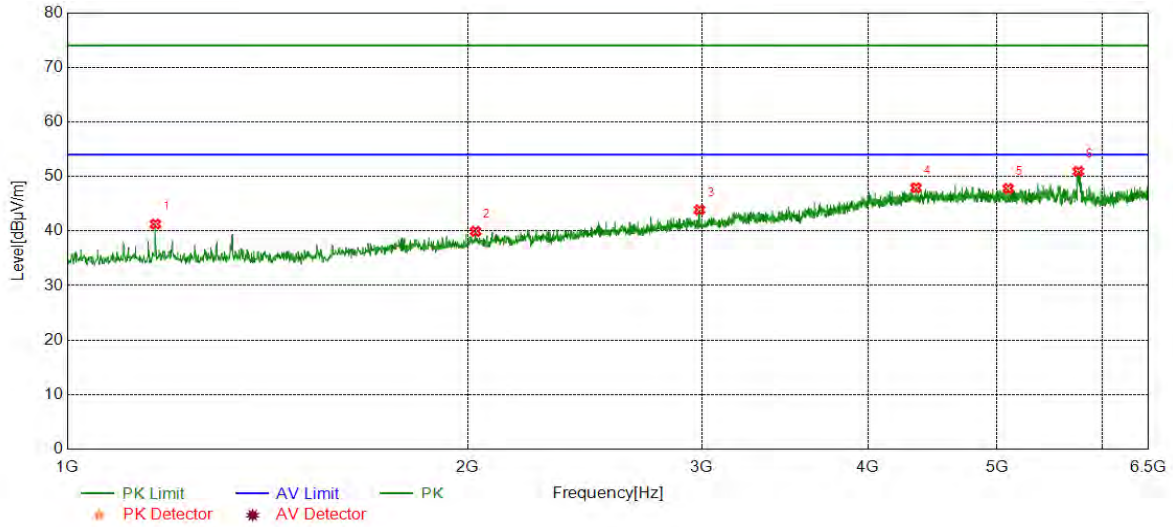

No.	Frequency (MHz)	Reading Level (dBuV/m)	Correct Factor (dB)	Result (dBuV/m)	Limit (dBuV/m)	Margin (dB)	Remark
1	1165.0275	46.18	-4.91	41.27	74.00	-32.73	peak
2	2027.7546	42.07	-2.13	39.94	74.00	-34.06	peak
3	2987.6646	42.09	1.78	43.87	74.00	-30.13	peak
4	4345.4742	40.92	7.01	47.93	74.00	-26.07	peak
5	5098.1830	40.61	7.17	47.78	74.00	-26.22	peak
6	5754.6258	42.73	8.20	50.93	74.00	-23.07	peak

Remark: 1. Measurement = Reading Level + Correct Factor.
2. If Peak Result complies with AV limit, AV Result is deemed to comply with AV limit.
3. Test setup: RBW: 1 MHz, VBW: 3 MHz, Sweep time: auto.
4. Peak: Peak detector.
5. AVG: VBW refer to section 6.2.
6. For below 6.5GHz part, filter losses were only considered in the spurious frequency bands and the authorized band were not corrected for Band Reject Filter losses.
. The proper operation of the transmitter prior to adding the filter to the measurement chain.
7. Only the worst case emission was recorded, if it complies with the limit, the other emissions deemed to comply with the limit.

This report shall not be reproduced except in full, without the written approval of UL-CCIC COMPANY LIMITED.

Test Mode	Channel	Polarization	Verdict
11AC80	5775	Horizontal	PASS

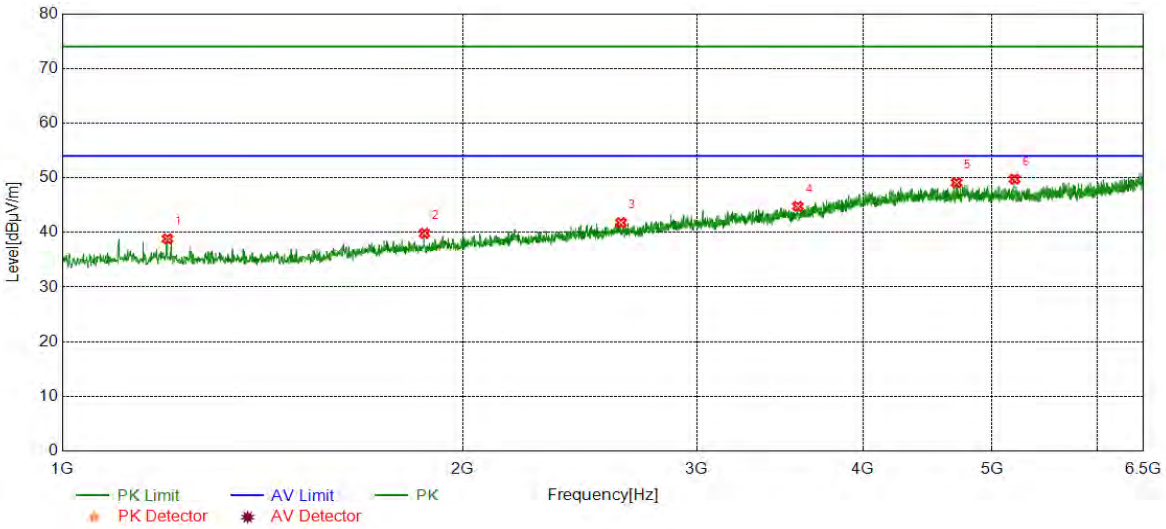

No.	Frequency (MHz)	Reading Level (dBuV/m)	Correct Factor (dB)	Result (dBuV/m)	Limit (dBuV/m)	Margin (dB)	Remark
1	1199.8666	43.91	-5.08	38.83	74.00	-35.17	peak
2	1871.8953	42.87	-3.03	39.84	74.00	-34.16	peak
3	2631.0218	41.38	0.40	41.78	74.00	-32.22	peak
4	3572.5954	41.29	3.48	44.77	74.00	-29.23	peak
5	4702.1170	42.01	7.09	49.10	74.00	-24.90	peak
6	5199.0332	42.76	7.00	49.76	74.00	-24.24	peak

Remark: 1. Measurement = Reading Level + Correct Factor.
2. If Peak Result complies with AV limit, AV Result is deemed to comply with AV limit.
3. Test setup: RBW: 1 MHz, VBW: 3 MHz, Sweep time: auto.
4. Peak: Peak detector.
5. AVG: VBW refer to section 6.2.
6. For below 6.5GHz part, filter losses were only considered in the spurious frequency bands and the authorized band were not corrected for Band Reject Filter losses.
. The proper operation of the transmitter prior to adding the filter to the measurement chain.
7. Only the worst case emission was recorded, if it complies with the limit, the other emissions deemed to comply with the limit.

This report shall not be reproduced except in full, without the written approval of UL-CCIC COMPANY LIMITED.

Test Mode	Channel	Polarization	Verdict
11AC80	5775	Vertical	PASS

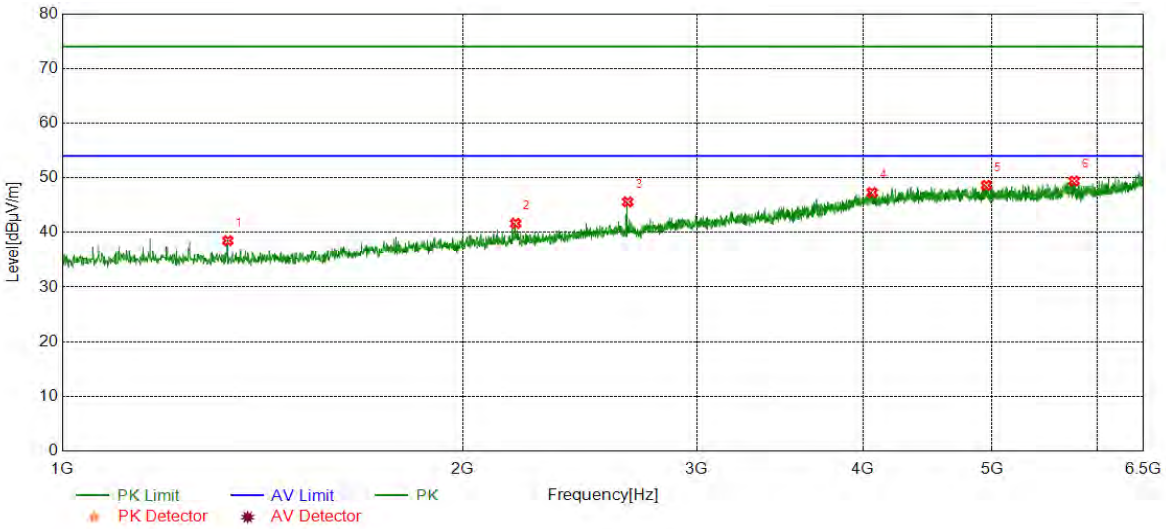

No.	Frequency (MHz)	Reading Level (dBuV/m)	Correct Factor (dB)	Result (dBuV/m)	Limit (dBuV/m)	Margin (dB)	Remark
1	1331.8886	43.79	-5.31	38.48	74.00	-35.52	peak
2	2191.8653	42.79	-1.14	41.65	74.00	-32.35	peak
3	2661.2769	45.35	0.24	45.59	74.00	-28.41	peak
4	4063.0938	41.19	6.11	47.30	74.00	-26.70	peak
5	4951.4919	41.24	7.39	48.63	74.00	-25.37	peak
6	5762.8771	41.73	7.68	49.41	74.00	-24.59	peak

Remark: 1. Measurement = Reading Level + Correct Factor.
2. If Peak Result complies with AV limit, AV Result is deemed to comply with AV limit.
3. Test setup: RBW: 1 MHz, VBW: 3 MHz, Sweep time: auto.
4. Peak: Peak detector.
5. AVG: VBW refer to section 6.2.
6. For below 6.5GHz part, filter losses were only considered in the spurious frequency bands and the authorized band were not corrected for Band Reject Filter losses.
. The proper operation of the transmitter prior to adding the filter to the measurement chain.
7. Only the worst case emission was recorded, if it complies with the limit, the other emissions deemed to comply with the limit.

This report shall not be reproduced except in full, without the written approval of UL-CCIC COMPANY LIMITED.

PART II: For 6.5GHz to 18GHz:

Test Mode	Channel	Polarization	Verdict
11A	5180	Horizontal	PASS

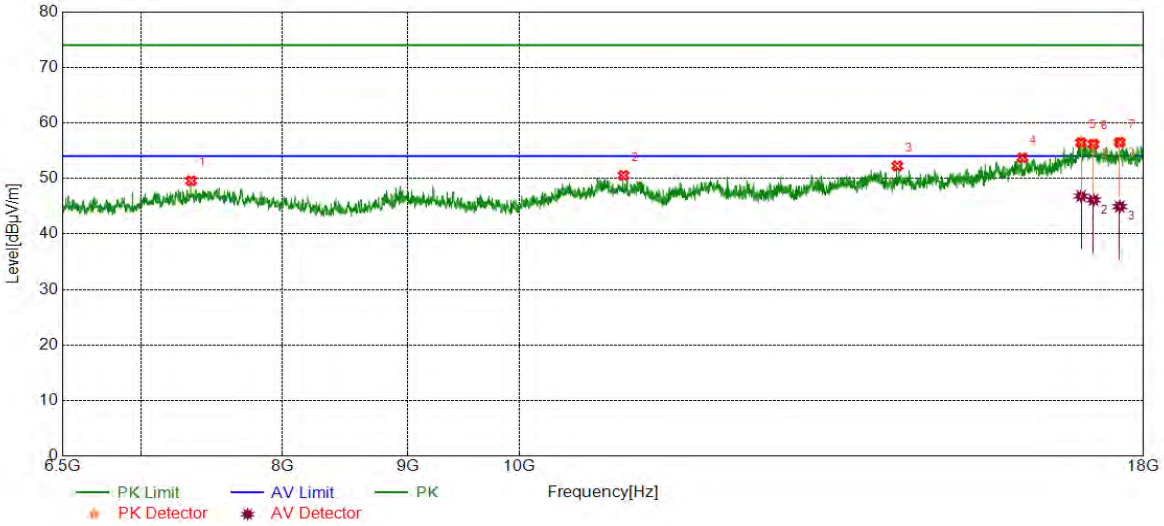

No.	Frequency (MHz)	Reading Level (dBuV/m)	Correct Factor (dB)	Result (dBuV/m)	Limit (dBuV/m)	Margin (dB)	Remark
1	7339.6399	40.00	9.56	49.56	74.00	-24.44	peak
2	11027.9213	37.82	12.73	50.55	74.00	-23.45	peak
3	14273.3789	37.79	14.45	52.24	74.00	-21.76	peak
4	16058.0930	37.54	16.18	53.72	74.00	-20.28	peak
5	16970.5784	35.87	20.57	56.44	74.00	-17.56	peak
		26.25	20.57	46.82	54.00	-7.18	average
6	17169.9450	36.74	19.44	56.18	74.00	-17.82	peak
		26.68	19.44	46.12	54.00	-7.88	average
7	17599.3499	37.97	18.53	56.50	74.00	-17.50	peak
		26.40	18.53	44.93	54.00	-9.07	average

Remark: 1. Measurement = Reading Level + Correct Factor.
2. If Peak Result complies with AV limit, AV Result is deemed to comply with AV limit.
3. Test setup: RBW: 1 MHz, VBW: 3 MHz, Sweep time: auto.
4. Peak: Peak detector.
5. AVG: VBW refer to section 6.2.
6. For above 6.5GHz part, filter losses were only considered in the spurious frequency bands and the authorized band were not corrected for HPF losses. The proper operation of the transmitter prior to adding the filter to the measurement chain.
7. Only the worst case emission was recorded, if it complies with the limit, the other emissions deemed to comply with the limit.

This report shall not be reproduced except in full, without the written approval of UL-CCIC COMPANY LIMITED.

Test Mode	Channel	Polarization	Verdict
11A	5180	Vertical	PASS

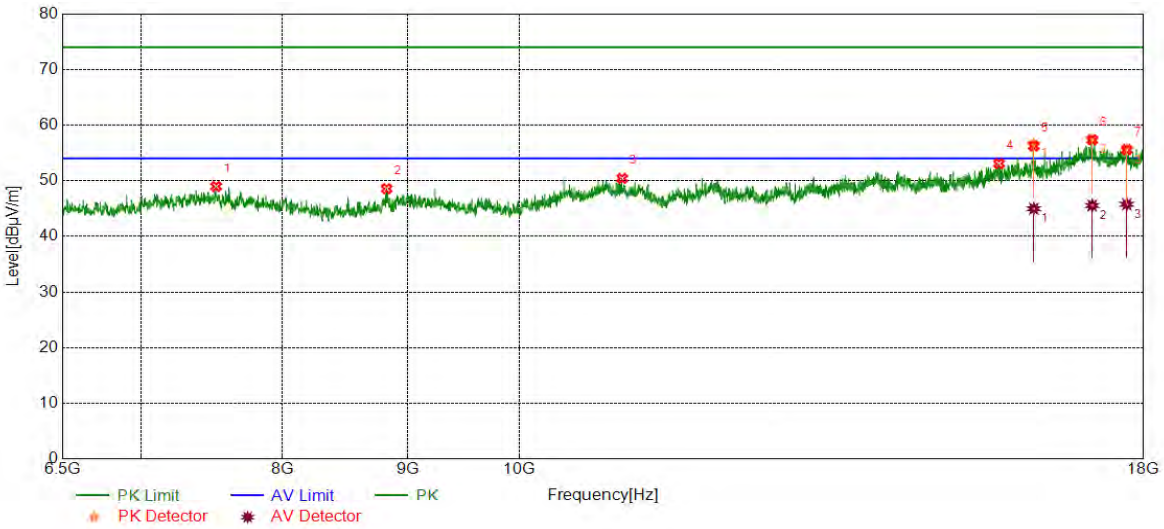

No.	Frequency (MHz)	Reading Level (dBuV/m)	Correct Factor (dB)	Result (dBuV/m)	Limit (dBuV/m)	Margin (dB)	Remark
1	7514.0857	39.54	9.43	48.97	74.00	-25.03	peak
2	8823.3872	39.59	8.98	48.57	74.00	-25.43	peak
3	11014.5024	37.51	12.91	50.42	74.00	-23.58	peak
4	15707.2845	37.29	15.79	53.08	74.00	-20.92	peak
5	16230.6218	38.13	18.10	56.23	74.00	-17.77	peak
		26.87	18.10	44.97	54.00	-9.03	average
6	17148.8581	38.04	19.33	57.37	74.00	-16.63	peak
		26.22	19.33	45.55	54.00	-8.45	average
7	17716.2860	36.58	19.01	55.59	74.00	-18.41	peak
		26.76	19.01	45.77	54.00	-8.23	average

Remark: 1. Measurement = Reading Level + Correct Factor.
2. If Peak Result complies with AV limit, AV Result is deemed to comply with AV limit.
3. Test setup: RBW: 1 MHz, VBW: 3 MHz, Sweep time: auto.
4. Peak: Peak detector.
5. AVG: VBW refer to section 6.2.
6. For above 6.5GHz part, filter losses were only considered in the spurious frequency bands and the authorized band were not corrected for HPF losses. The proper operation of the transmitter prior to adding the filter to the measurement chain.
7. Only the worst case emission was recorded, if it complies with the limit, the other emissions deemed to comply with the limit.

This report shall not be reproduced except in full, without the written approval of UL-CCIC COMPANY LIMITED.

Test Mode	Channel	Polarization	Verdict
11A	5200	Horizontal	PASS

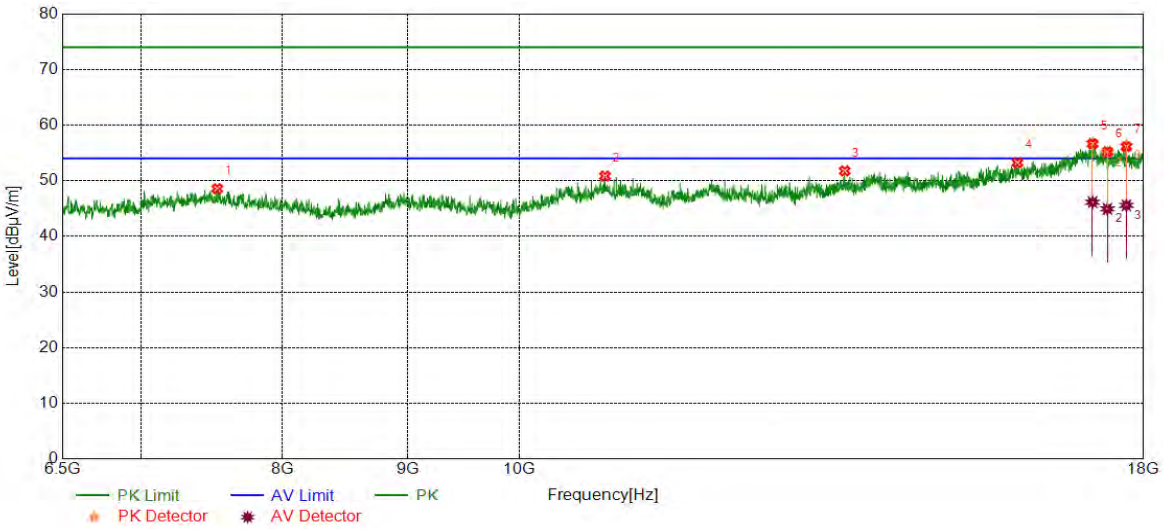

No.	Frequency (MHz)	Reading Level (dBuV/m)	Correct Factor (dB)	Result (dBuV/m)	Limit (dBuV/m)	Margin (dB)	Remark
1	7521.7536	39.18	9.40	48.58	74.00	-25.42	peak
2	10838.1397	38.15	12.68	50.83	74.00	-23.17	peak
3	13583.2639	38.26	13.50	51.76	74.00	-22.24	peak
4	15981.4136	37.11	16.13	53.24	74.00	-20.76	peak
5	17154.6091	37.02	19.63	56.65	74.00	-17.35	peak
		26.51	19.63	46.14	54.00	-7.86	average
6	17396.1494	36.03	19.18	55.21	74.00	-18.79	peak
		25.77	19.18	44.95	54.00	-9.05	average
7	17710.5351	37.26	18.85	56.11	74.00	-17.89	peak
		26.73	18.85	45.58	54.00	-8.42	average

Remark: 1. Measurement = Reading Level + Correct Factor.
2. If Peak Result complies with AV limit, AV Result is deemed to comply with AV limit.
3. Test setup: RBW: 1 MHz, VBW: 3 MHz, Sweep time: auto.
4. Peak: Peak detector.
5. AVG: VBW refer to section 6.2.
6. For above 6.5GHz part, filter losses were only considered in the spurious frequency bands and the authorized band were not corrected for HPF losses. The proper operation of the transmitter prior to adding the filter to the measurement chain.
7. Only the worst case emission was recorded, if it complies with the limit, the other emissions deemed to comply with the limit.

This report shall not be reproduced except in full, without the written approval of UL-CCIC COMPANY LIMITED.

Test Mode	Channel	Polarization	Verdict
11A	5200	Vertical	PASS

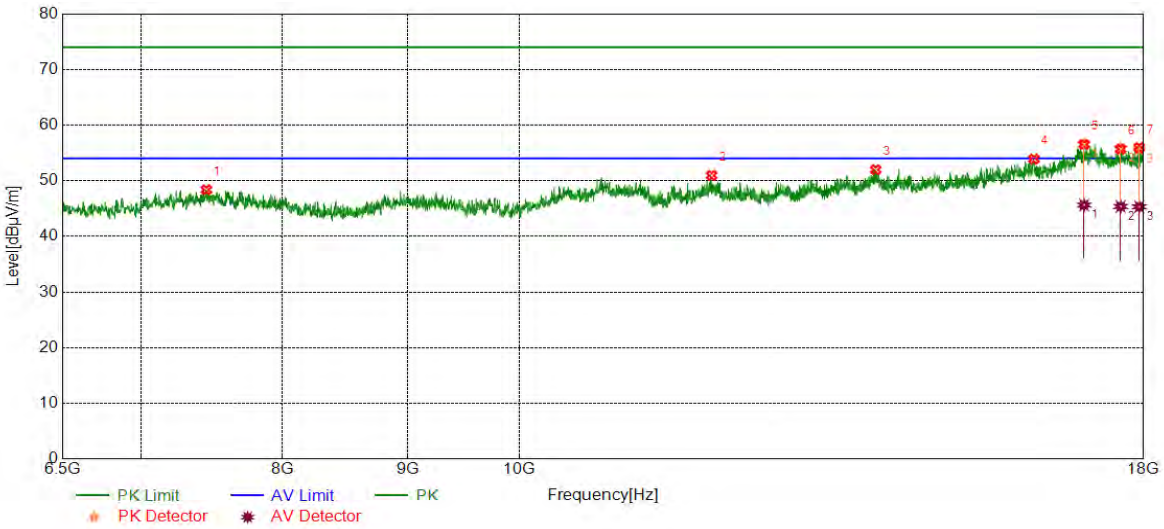

No.	Frequency (MHz)	Reading Level (dBuV/m)	Correct Factor (dB)	Result (dBuV/m)	Limit (dBuV/m)	Margin (dB)	Remark
1	7445.0742	38.98	9.40	48.38	74.00	-25.62	peak
2	11982.5804	37.45	13.51	50.96	74.00	-23.04	peak
3	13985.8310	37.19	14.80	51.99	74.00	-22.01	peak
4	16232.5388	35.79	18.11	53.90	74.00	-20.10	peak
5	17018.5031	37.10	19.43	56.53	74.00	-17.47	peak
		26.20	19.43	45.63	54.00	-8.37	average
6	17614.6858	37.19	18.50	55.69	74.00	-18.31	peak
		26.87	18.50	45.37	54.00	-8.63	average
7	17925.2375	37.32	18.63	55.95	74.00	-18.05	peak
		26.69	18.63	45.32	54.00	-8.68	average

Remark: 1. Measurement = Reading Level + Correct Factor.
2. If Peak Result complies with AV limit, AV Result is deemed to comply with AV limit.
3. Test setup: RBW: 1 MHz, VBW: 3 MHz, Sweep time: auto.
4. Peak: Peak detector.
5. AVG: VBW refer to section 6.2.
6. For above 6.5GHz part, filter losses were only considered in the spurious frequency bands and the authorized band were not corrected for HPF losses. The proper operation of the transmitter prior to adding the filter to the measurement chain.
7. Only the worst case emission was recorded, if it complies with the limit, the other emissions deemed to comply with the limit.

This report shall not be reproduced except in full, without the written approval of UL-CCIC COMPANY LIMITED.

Test Mode	Channel	Polarization	Verdict
11A	5240	Horizontal	PASS

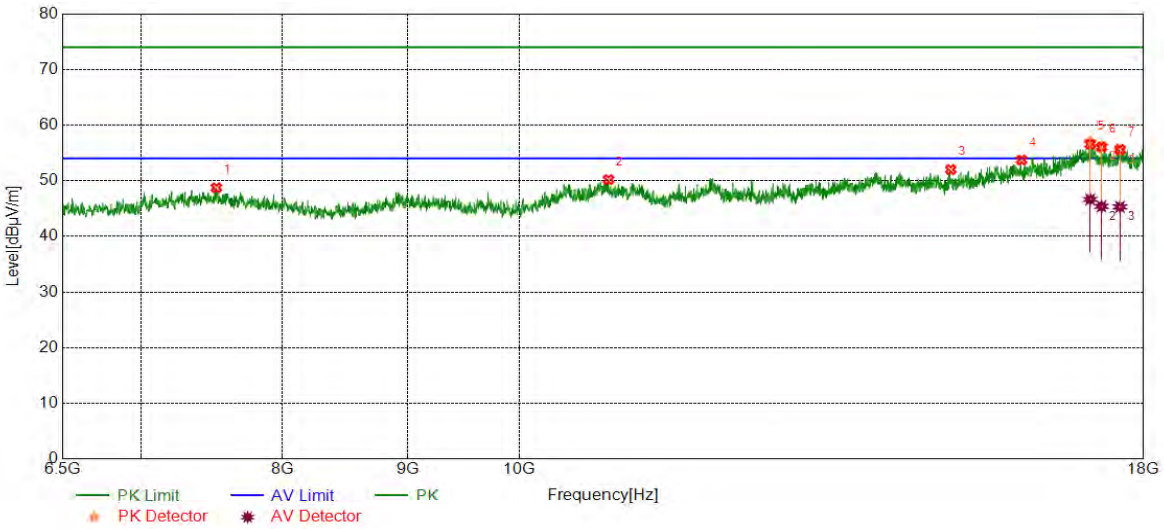

No.	Frequency (MHz)	Reading Level (dBuV/m)	Correct Factor (dB)	Result (dBuV/m)	Limit (dBuV/m)	Margin (dB)	Remark
1	7516.0027	39.33	9.40	48.73	74.00	-25.27	peak
2	10874.5624	37.49	12.71	50.20	74.00	-23.80	peak
3	15009.5016	37.53	14.48	52.01	74.00	-21.99	peak
4	16044.6741	37.60	16.12	53.72	74.00	-20.28	peak
5	17116.2694	37.30	19.27	56.57	74.00	-17.43	peak
		27.37	19.27	46.64	54.00	-7.36	average
6	17300.3001	37.81	18.27	56.08	74.00	-17.92	peak
		27.13	18.27	45.40	54.00	-8.60	average
7	17603.1839	37.06	18.56	55.62	74.00	-18.38	peak
		26.74	18.56	45.30	54.00	-8.70	average

Remark: 1. Measurement = Reading Level + Correct Factor.
2. If Peak Result complies with AV limit, AV Result is deemed to comply with AV limit.
3. Test setup: RBW: 1 MHz, VBW: 3 MHz, Sweep time: auto.
4. Peak: Peak detector.
5. AVG: VBW refer to section 6.2.
6. For above 6.5GHz part, filter losses were only considered in the spurious frequency bands and the authorized band were not corrected for HPF losses. The proper operation of the transmitter prior to adding the filter to the measurement chain.
7. Only the worst case emission was recorded, if it complies with the limit, the other emissions deemed to comply with the limit.

This report shall not be reproduced except in full, without the written approval of UL-CCIC COMPANY LIMITED.

Test Mode	Channel	Polarization	Verdict
11A	5240	Vertical	PASS

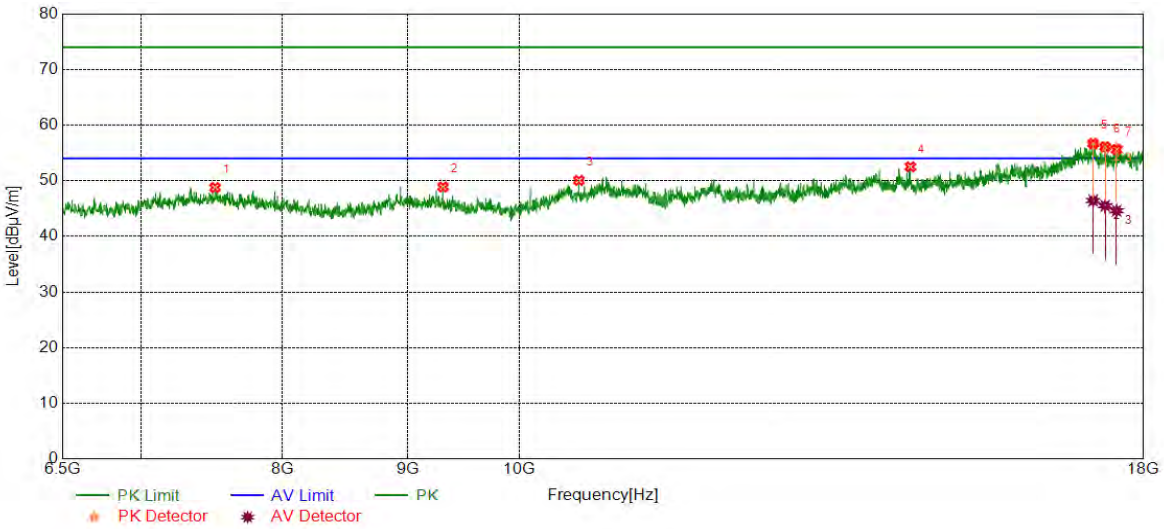

No.	Frequency (MHz)	Reading Level (dBuV/m)	Correct Factor (dB)	Result (dBuV/m)	Limit (dBuV/m)	Margin (dB)	Remark
1	7506.4177	39.33	9.45	48.78	74.00	-25.22	peak
2	9304.5508	39.74	9.14	48.88	74.00	-25.12	peak
3	10575.5126	37.58	12.48	50.06	74.00	-23.94	peak
4	14449.7416	38.07	14.43	52.50	74.00	-21.50	peak
5	17164.1940	36.96	19.74	56.70	74.00	-17.30	peak
		26.71	19.74	46.45	54.00	-7.55	average
6	17359.7266	37.14	18.96	56.10	74.00	-17.90	peak
		26.55	18.96	45.51	54.00	-8.49	average
7	17547.5913	37.72	17.89	55.61	74.00	-18.39	peak
		26.72	17.89	44.61	54.00	-9.39	average

Remark: 1. Measurement = Reading Level + Correct Factor.
2. If Peak Result complies with AV limit, AV Result is deemed to comply with AV limit.
3. Test setup: RBW: 1 MHz, VBW: 3 MHz, Sweep time: auto.
4. Peak: Peak detector.
5. AVG: VBW refer to section 6.2.
6. For above 6.5GHz part, filter losses were only considered in the spurious frequency bands and the authorized band were not corrected for HPF losses. The proper operation of the transmitter prior to adding the filter to the measurement chain.
7. Only the worst case emission was recorded, if it complies with the limit, the other emissions deemed to comply with the limit.

This report shall not be reproduced except in full, without the written approval of UL-CCIC COMPANY LIMITED.

Test Mode	Channel	Polarization	Verdict
11A	5260	Horizontal	PASS

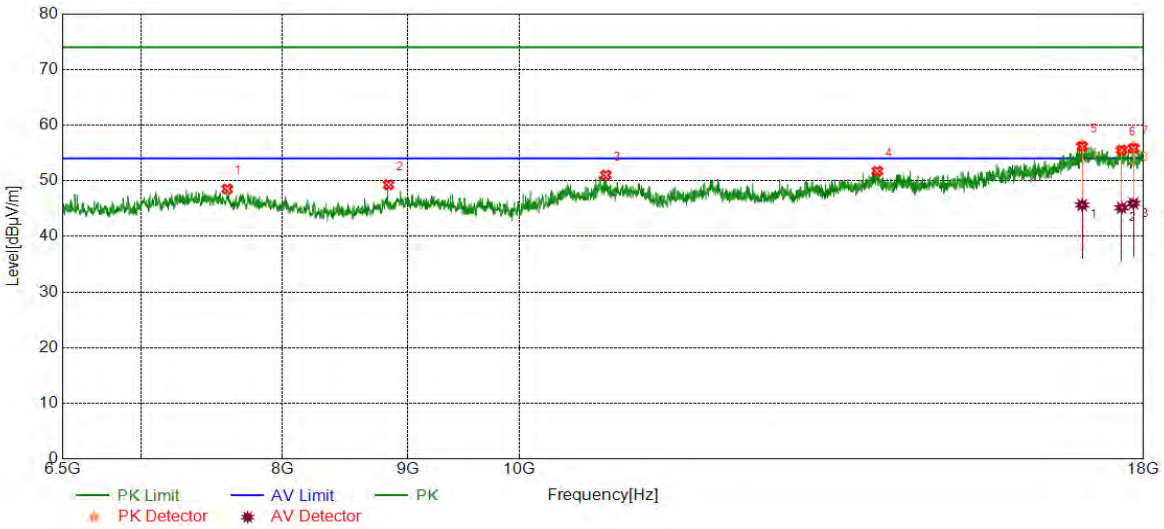

No.	Frequency (MHz)	Reading Level (dBuV/m)	Correct Factor (dB)	Result (dBuV/m)	Limit (dBuV/m)	Margin (dB)	Remark
1	7592.6821	38.80	9.72	48.52	74.00	-25.48	peak
2	8838.7231	40.31	8.97	49.28	74.00	-24.72	peak
3	10845.8076	38.38	12.63	51.01	74.00	-22.99	peak
4	14006.9178	36.57	15.15	51.72	74.00	-22.28	peak
5	16987.8313	36.71	19.43	56.14	74.00	-17.86	peak
		26.21	19.43	45.64	54.00	-8.36	average
6	17631.9387	36.57	18.94	55.51	74.00	-18.49	peak
		26.20	18.94	45.14	54.00	-8.86	average
7	17829.3882	36.46	19.36	55.82	74.00	-18.18	peak
		26.58	19.36	45.94	54.00	-8.06	average

Remark: 1. Measurement = Reading Level + Correct Factor.
2. If Peak Result complies with AV limit, AV Result is deemed to comply with AV limit.
3. Test setup: RBW: 1 MHz, VBW: 3 MHz, Sweep time: auto.
4. Peak: Peak detector.
5. AVG: VBW refer to section 6.2.
6. For above 6.5GHz part, filter losses were only considered in the spurious frequency bands and the authorized band were not corrected for HPF losses. The proper operation of the transmitter prior to adding the filter to the measurement chain.
7. Only the worst case emission was recorded, if it complies with the limit, the other emissions deemed to comply with the limit.

This report shall not be reproduced except in full, without the written approval of UL-CCIC COMPANY LIMITED.

Test Mode	Channel	Polarization	Verdict
11A	5260	Vertical	PASS

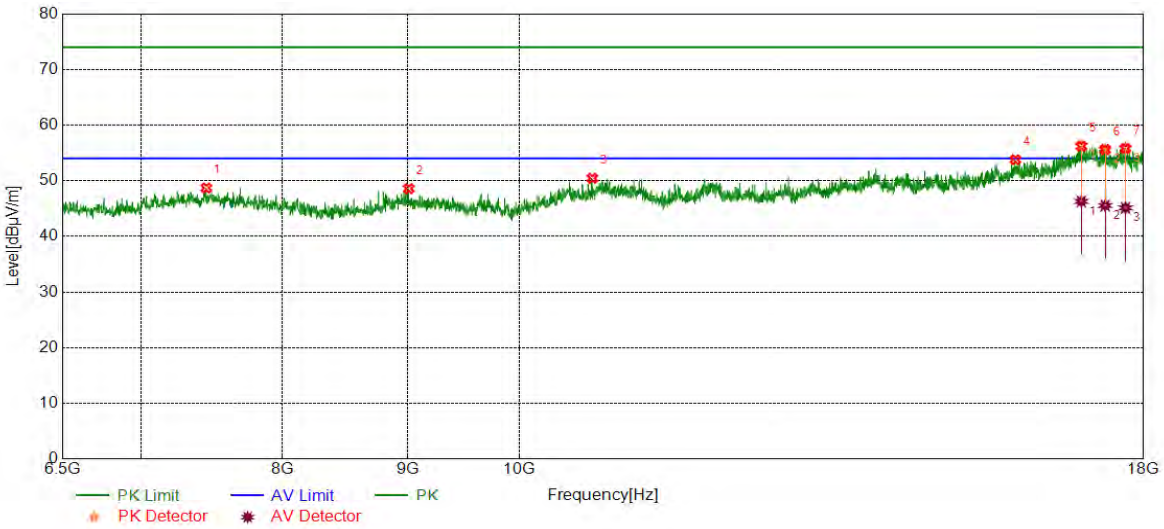

No.	Frequency (MHz)	Reading Level (dBuV/m)	Correct Factor (dB)	Result (dBuV/m)	Limit (dBuV/m)	Margin (dB)	Remark
1	7445.0742	39.30	9.40	48.70	74.00	-25.30	peak
2	9009.3349	38.83	9.75	48.58	74.00	-25.42	peak
3	10709.7016	37.93	12.51	50.44	74.00	-23.56	peak
4	15952.6588	37.48	16.30	53.78	74.00	-20.22	peak
5	16974.4124	36.14	20.06	56.20	74.00	-17.80	peak
		26.23	20.06	46.29	54.00	-7.71	average
6	17359.7266	36.66	18.96	55.62	74.00	-18.38	peak
		26.59	18.96	45.55	54.00	-8.45	average
7	17695.1992	37.19	18.59	55.78	74.00	-18.22	peak
		26.53	18.59	45.12	54.00	-8.88	average

Remark: 1. Measurement = Reading Level + Correct Factor.
2. If Peak Result complies with AV limit, AV Result is deemed to comply with AV limit.
3. Test setup: RBW: 1 MHz, VBW: 3 MHz, Sweep time: auto.
4. Peak: Peak detector.
5. AVG: VBW refer to section 6.2.
6. For above 6.5GHz part, filter losses were only considered in the spurious frequency bands and the authorized band were not corrected for HPF losses. The proper operation of the transmitter prior to adding the filter to the measurement chain.
7. Only the worst case emission was recorded, if it complies with the limit, the other emissions deemed to comply with the limit.

This report shall not be reproduced except in full, without the written approval of UL-CCIC COMPANY LIMITED.

Test Mode	Channel	Polarization	Verdict
11A	5280	Horizontal	PASS

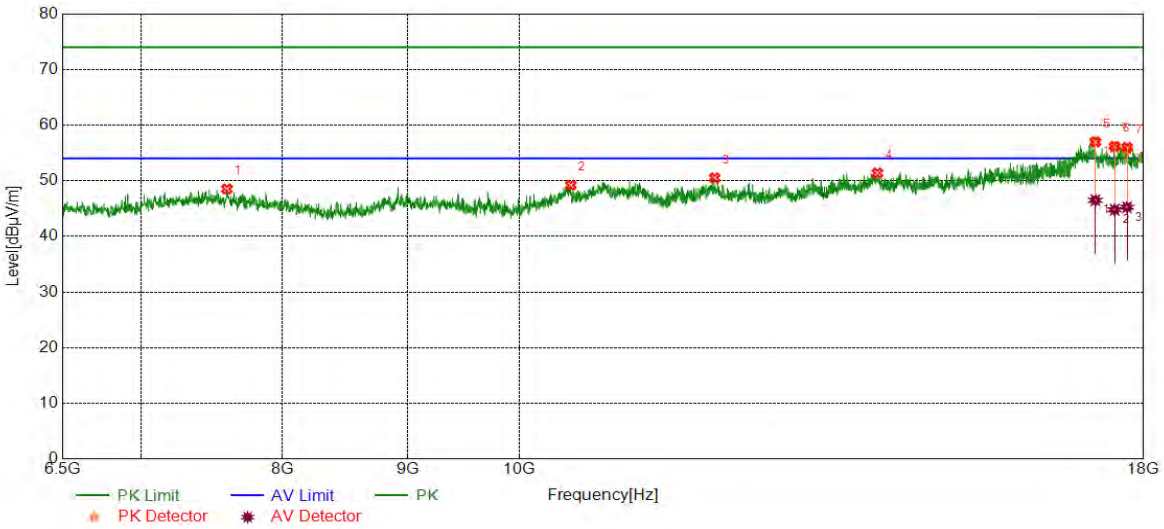

No.	Frequency (MHz)	Reading Level (dBuV/m)	Correct Factor (dB)	Result (dBuV/m)	Limit (dBuV/m)	Margin (dB)	Remark
1	7590.7651	38.78	9.74	48.52	74.00	-25.48	peak
2	10494.9992	37.07	12.13	49.20	74.00	-24.80	peak
3	12017.0862	37.18	13.32	50.50	74.00	-23.50	peak
4	14006.9178	36.24	15.15	51.39	74.00	-22.61	peak
5	17200.6168	37.19	19.80	56.99	74.00	-17.01	peak
		26.69	19.80	46.49	54.00	-7.51	average
6	17515.0025	38.29	17.90	56.19	74.00	-17.81	peak
		26.88	17.90	44.78	54.00	-9.22	average
7	17722.0370	36.97	19.01	55.98	74.00	-18.02	peak
		26.23	19.01	45.24	54.00	-8.76	average

Remark: 1. Measurement = Reading Level + Correct Factor.
2. If Peak Result complies with AV limit, AV Result is deemed to comply with AV limit.
3. Test setup: RBW: 1 MHz, VBW: 3 MHz, Sweep time: auto.
4. Peak: Peak detector.
5. AVG: VBW refer to section 6.2.
6. For above 6.5GHz part, filter losses were only considered in the spurious frequency bands and the authorized band were not corrected for HPF losses. The proper operation of the transmitter prior to adding the filter to the measurement chain.
7. Only the worst case emission was recorded, if it complies with the limit, the other emissions deemed to comply with the limit.

This report shall not be reproduced except in full, without the written approval of UL-CCIC COMPANY LIMITED.

Test Mode	Channel	Polarization	Verdict
11A	5280	Vertical	PASS

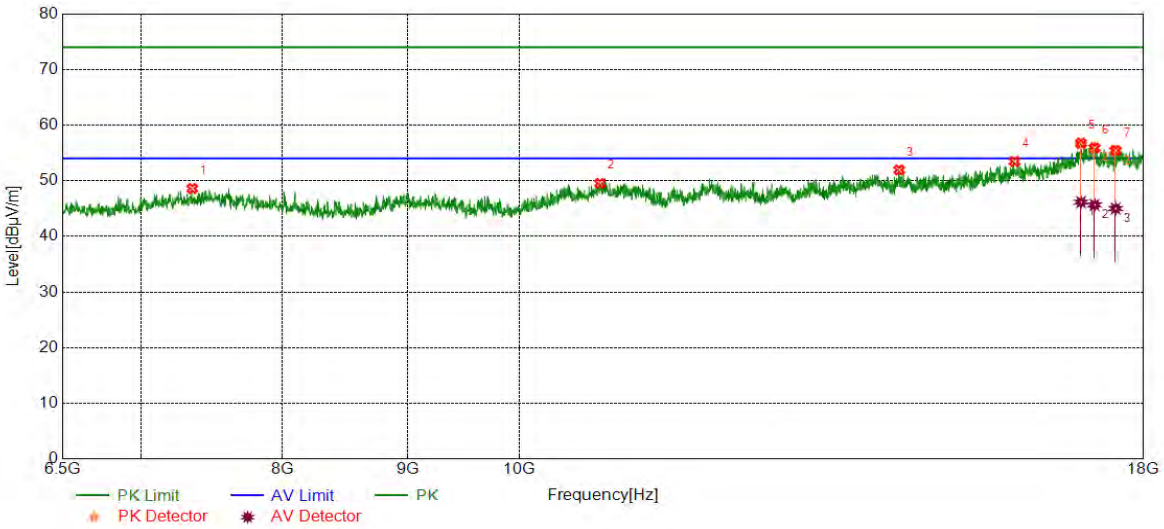

No.	Frequency (MHz)	Reading Level (dBuV/m)	Correct Factor (dB)	Result (dBuV/m)	Limit (dBuV/m)	Margin (dB)	Remark
1	7347.3079	39.04	9.57	48.61	74.00	-25.39	peak
2	10786.3811	36.98	12.55	49.53	74.00	-24.47	peak
3	14298.2997	37.40	14.54	51.94	74.00	-22.06	peak
4	15939.2399	36.98	16.49	53.47	74.00	-20.53	peak
5	16968.6614	36.25	20.51	56.76	74.00	-17.24	peak
		25.64	20.51	46.15	54.00	-7.85	average
6	17187.1979	36.70	19.20	55.90	74.00	-18.10	peak
		26.46	19.20	45.66	54.00	-8.34	average
7	17530.3384	37.09	18.34	55.43	74.00	-18.57	peak
		26.67	18.34	45.01	54.00	-8.99	average

Remark: 1. Measurement = Reading Level + Correct Factor.
2. If Peak Result complies with AV limit, AV Result is deemed to comply with AV limit.
3. Test setup: RBW: 1 MHz, VBW: 3 MHz, Sweep time: auto.
4. Peak: Peak detector.
5. AVG: VBW refer to section 6.2.
6. For above 6.5GHz part, filter losses were only considered in the spurious frequency bands and the authorized band were not corrected for HPF losses. The proper operation of the transmitter prior to adding the filter to the measurement chain.
7. Only the worst case emission was recorded, if it complies with the limit, the other emissions deemed to comply with the limit.

This report shall not be reproduced except in full, without the written approval of UL-CCIC COMPANY LIMITED.

Test Mode	Channel	Polarization	Verdict
11A	5320	Horizontal	PASS

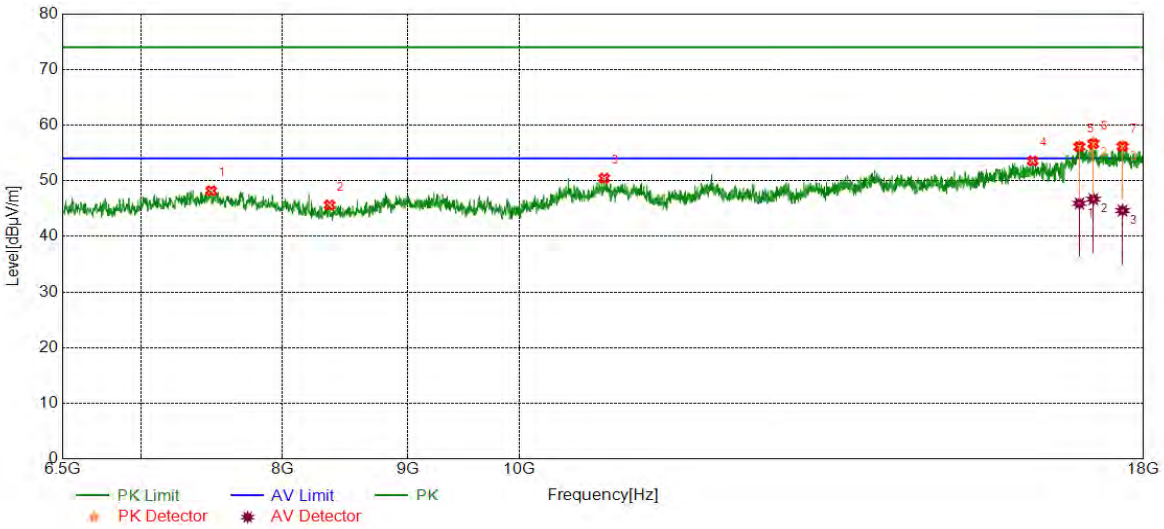

No.	Frequency (MHz)	Reading Level (dBuV/m)	Correct Factor (dB)	Result (dBuV/m)	Limit (dBuV/m)	Margin (dB)	Remark
1	7479.5799	38.29	9.91	48.20	74.00	-25.80	peak
2	8361.3936	38.09	7.53	45.62	74.00	-28.38	peak
3	10830.4717	37.88	12.57	50.45	74.00	-23.55	peak
4	16213.3689	36.70	16.87	53.57	74.00	-20.43	peak
5	16943.7406	36.58	19.52	56.10	74.00	-17.90	peak
		26.42	19.52	45.94	54.00	-8.06	average
6	17168.0280	37.09	19.54	56.63	74.00	-17.37	peak
		27.15	19.54	46.69	54.00	-7.31	average
7	17647.2745	37.72	18.44	56.16	74.00	-17.84	peak
		26.20	18.44	44.64	54.00	-9.36	average

Remark: 1. Measurement = Reading Level + Correct Factor.
2. If Peak Result complies with AV limit, AV Result is deemed to comply with AV limit.
3. Test setup: RBW: 1 MHz, VBW: 3 MHz, Sweep time: auto.
4. Peak: Peak detector.
5. AVG: VBW refer to section 6.2.
6. For above 6.5GHz part, filter losses were only considered in the spurious frequency bands and the authorized band were not corrected for HPF losses. The proper operation of the transmitter prior to adding the filter to the measurement chain.
7. Only the worst case emission was recorded, if it complies with the limit, the other emissions deemed to comply with the limit.

This report shall not be reproduced except in full, without the written approval of UL-CCIC COMPANY LIMITED.

Test Mode	Channel	Polarization	Verdict
11A	5320	Vertical	PASS

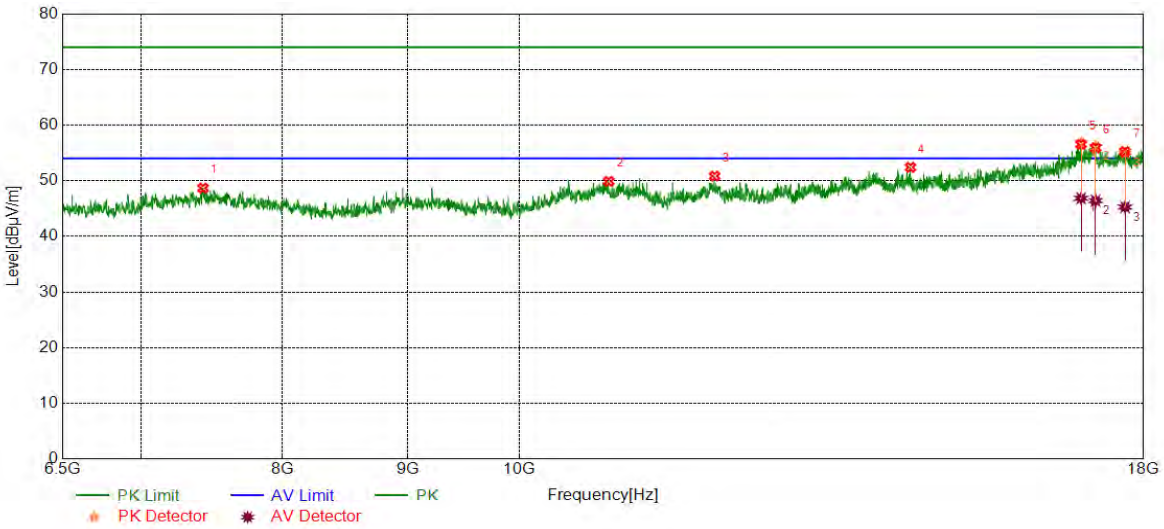

No.	Frequency (MHz)	Reading Level (dBuV/m)	Correct Factor (dB)	Result (dBuV/m)	Limit (dBuV/m)	Margin (dB)	Remark
1	7422.0703	39.27	9.41	48.68	74.00	-25.32	peak
2	10876.4794	37.20	12.69	49.89	74.00	-24.11	peak
3	12017.0862	37.52	13.32	50.84	74.00	-23.16	peak
4	14451.6586	38.02	14.40	52.42	74.00	-21.58	peak
5	16970.5784	35.98	20.57	56.55	74.00	-17.45	peak
		26.28	20.57	46.85	54.00	-7.15	average
6	17204.4507	36.45	19.48	55.93	74.00	-18.07	peak
		26.94	19.48	46.42	54.00	-7.58	average
7	17687.5313	36.67	18.56	55.23	74.00	-18.77	peak
		26.70	18.56	45.26	54.00	-8.74	average

Remark: 1. Measurement = Reading Level + Correct Factor.
2. If Peak Result complies with AV limit, AV Result is deemed to comply with AV limit.
3. Test setup: RBW: 1 MHz, VBW: 3 MHz, Sweep time: auto.
4. Peak: Peak detector.
5. AVG: VBW refer to section 6.2.
6. For above 6.5GHz part, filter losses were only considered in the spurious frequency bands and the authorized band were not corrected for HPF losses. The proper operation of the transmitter prior to adding the filter to the measurement chain.
7. Only the worst case emission was recorded, if it complies with the limit, the other emissions deemed to comply with the limit.

This report shall not be reproduced except in full, without the written approval of UL-CCIC COMPANY LIMITED.

Test Mode	Channel	Polarization	Verdict
11A	5500	Horizontal	PASS

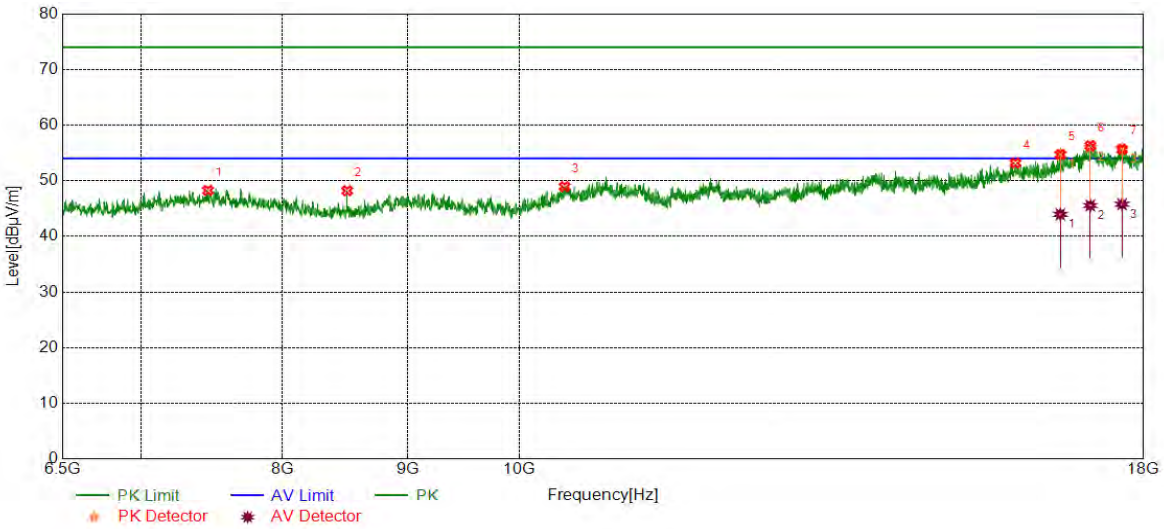

No.	Frequency (MHz)	Reading Level (dBuV/m)	Correct Factor (dB)	Result (dBuV/m)	Limit (dBuV/m)	Margin (dB)	Remark
1	7456.5761	38.82	9.45	48.27	74.00	-25.73	peak
2	8501.3336	40.97	7.23	48.20	74.00	-25.80	peak
3	10433.6556	37.03	11.92	48.95	74.00	-25.05	peak
4	15952.6588	36.89	16.30	53.19	74.00	-20.81	peak
5	16642.7738	36.76	17.96	54.72	74.00	-19.28	peak
		26.00	17.96	43.96	54.00	-10.04	average
6	17118.1864	36.94	19.35	56.29	74.00	-17.71	peak
		26.20	19.35	45.55	54.00	-8.45	average
7	17637.6896	36.98	18.67	55.65	74.00	-18.35	peak
		27.11	18.67	45.78	54.00	-8.22	average

Remark: 1. Measurement = Reading Level + Correct Factor.
2. If Peak Result complies with AV limit, AV Result is deemed to comply with AV limit.
3. Test setup: RBW: 1 MHz, VBW: 3 MHz, Sweep time: auto.
4. Peak: Peak detector.
5. AVG: VBW refer to section 6.2.
6. For above 6.5GHz part, filter losses were only considered in the spurious frequency bands and the authorized band were not corrected for HPF losses. The proper operation of the transmitter prior to adding the filter to the measurement chain.
7. Only the worst case emission was recorded, if it complies with the limit, the other emissions deemed to comply with the limit.

This report shall not be reproduced except in full, without the written approval of UL-CCIC COMPANY LIMITED.

Test Mode	Channel	Polarization	Verdict
11A	5500	Vertical	PASS

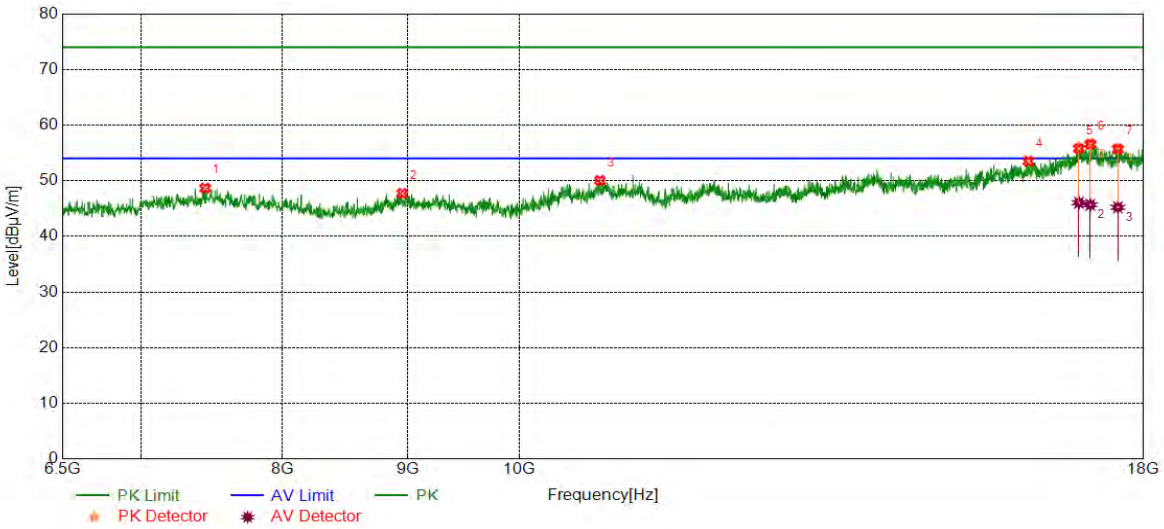

No.	Frequency (MHz)	Reading Level (dBuV/m)	Correct Factor (dB)	Result (dBuV/m)	Limit (dBuV/m)	Margin (dB)	Remark
1	7437.4062	39.27	9.39	48.66	74.00	-25.34	peak
2	8953.7423	38.18	9.54	47.72	74.00	-26.28	peak
3	10786.3811	37.48	12.55	50.03	74.00	-23.97	peak
4	16148.1914	36.93	16.56	53.49	74.00	-20.51	peak
5	16936.0727	36.43	19.34	55.77	74.00	-18.23	peak
		26.72	19.34	46.06	54.00	-7.94	average
6	17118.1864	37.23	19.35	56.58	74.00	-17.42	peak
		26.33	19.35	45.68	54.00	-8.32	average
7	17568.6781	37.04	18.65	55.69	74.00	-18.31	peak
		26.56	18.65	45.21	54.00	-8.79	average

Remark: 1. Measurement = Reading Level + Correct Factor.
2. If Peak Result complies with AV limit, AV Result is deemed to comply with AV limit.
3. Test setup: RBW: 1 MHz, VBW: 3 MHz, Sweep time: auto.
4. Peak: Peak detector.
5. AVG: VBW refer to section 6.2.
6. For above 6.5GHz part, filter losses were only considered in the spurious frequency bands and the authorized band were not corrected for HPF losses. The proper operation of the transmitter prior to adding the filter to the measurement chain.
7. Only the worst case emission was recorded, if it complies with the limit, the other emissions deemed to comply with the limit.

This report shall not be reproduced except in full, without the written approval of UL-CCIC COMPANY LIMITED.

Test Mode	Channel	Polarization	Verdict
11A	5580	Horizontal	PASS

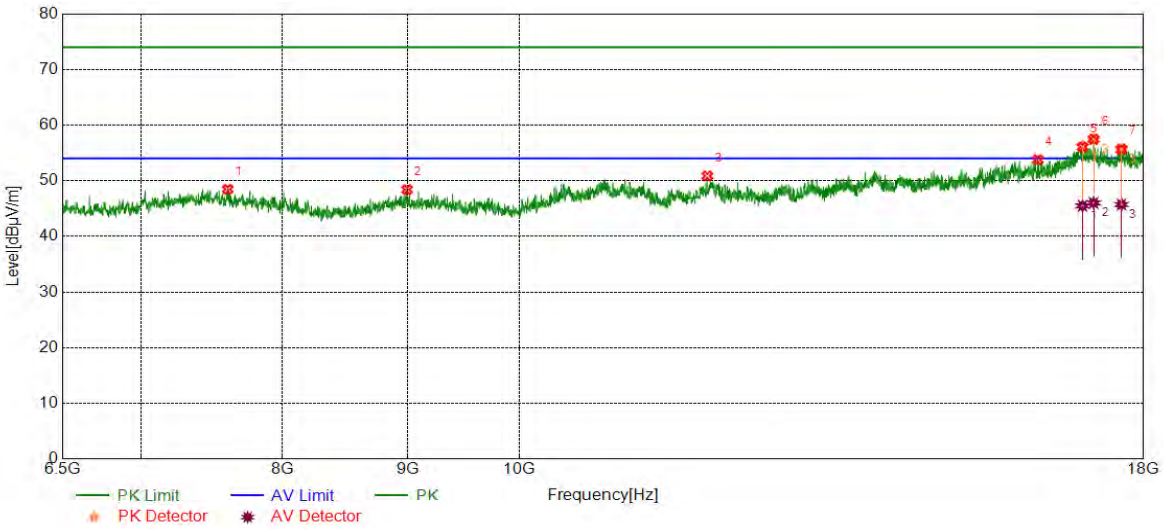

No.	Frequency (MHz)	Reading Level (dBuV/m)	Correct Factor (dB)	Result (dBuV/m)	Limit (dBuV/m)	Margin (dB)	Remark
1	7596.5161	38.76	9.69	48.45	74.00	-25.55	peak
2	8993.9990	38.79	9.61	48.40	74.00	-25.60	peak
3	11934.6558	37.66	13.19	50.85	74.00	-23.15	peak
4	16291.9653	37.65	16.14	53.79	74.00	-20.21	peak
5	16993.5823	36.72	19.36	56.08	74.00	-17.92	peak
		26.13	19.36	45.49	54.00	-8.51	average
6	17171.8620	38.10	19.38	57.48	74.00	-16.52	peak
		26.63	19.38	46.01	54.00	-7.99	average
7	17628.1047	36.78	18.89	55.67	74.00	-18.33	peak
		26.84	18.89	45.73	54.00	-8.27	average

Remark: 1. Measurement = Reading Level + Correct Factor.
2. If Peak Result complies with AV limit, AV Result is deemed to comply with AV limit.
3. Test setup: RBW: 1 MHz, VBW: 3 MHz, Sweep time: auto.
4. Peak: Peak detector.
5. AVG: VBW refer to section 6.2.
6. For above 6.5GHz part, filter losses were only considered in the spurious frequency bands and the authorized band were not corrected for HPF losses. The proper operation of the transmitter prior to adding the filter to the measurement chain.
7. Only the worst case emission was recorded, if it complies with the limit, the other emissions deemed to comply with the limit.

This report shall not be reproduced except in full, without the written approval of UL-CCIC COMPANY LIMITED.

Test Mode	Channel	Polarization	Verdict
11A	5580	Vertical	PASS

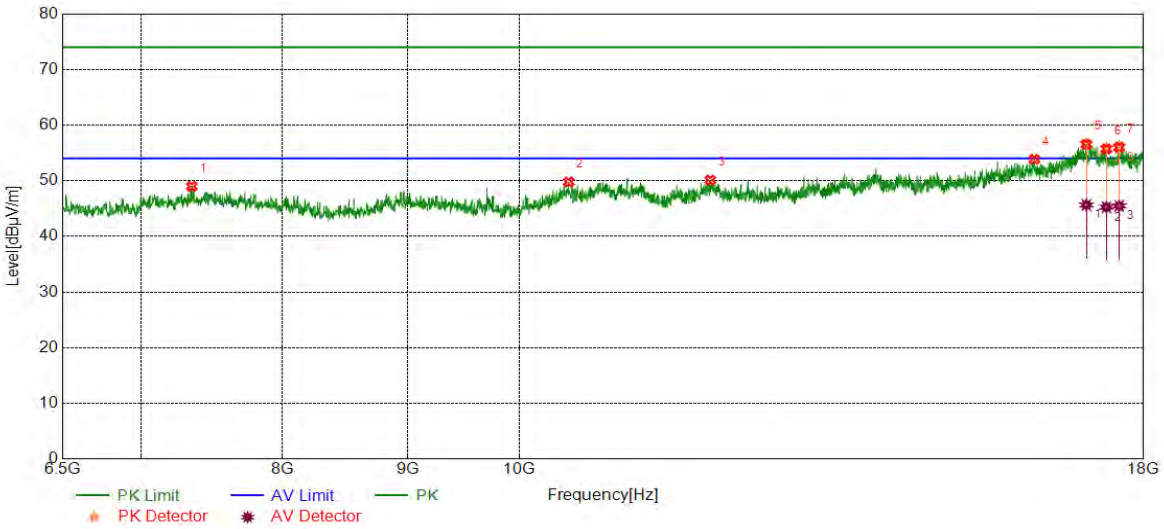

No.	Frequency (MHz)	Reading Level (dBuV/m)	Correct Factor (dB)	Result (dBuV/m)	Limit (dBuV/m)	Margin (dB)	Remark
1	7343.4739	39.43	9.56	48.99	74.00	-25.01	peak
2	10473.9123	37.74	12.03	49.77	74.00	-24.23	peak
3	11967.2445	36.89	13.22	50.11	74.00	-23.89	peak
4	16240.2067	35.73	18.12	53.85	74.00	-20.15	peak
5	17054.9258	36.50	20.04	56.54	74.00	-17.46	peak
		25.60	20.04	45.64	54.00	-8.36	average
6	17380.8135	36.54	19.16	55.70	74.00	-18.30	peak
		26.09	19.16	45.25	54.00	-8.75	average
7	17589.7650	37.33	18.69	56.02	74.00	-17.98	peak
		26.78	18.69	45.47	54.00	-8.53	average

Remark: 1. Measurement = Reading Level + Correct Factor.
2. If Peak Result complies with AV limit, AV Result is deemed to comply with AV limit.
3. Test setup: RBW: 1 MHz, VBW: 3 MHz, Sweep time: auto.
4. Peak: Peak detector.
5. AVG: VBW refer to section 6.2.
6. For above 6.5GHz part, filter losses were only considered in the spurious frequency bands and the authorized band were not corrected for HPF losses. The proper operation of the transmitter prior to adding the filter to the measurement chain.
7. Only the worst case emission was recorded, if it complies with the limit, the other emissions deemed to comply with the limit.

This report shall not be reproduced except in full, without the written approval of UL-CCIC COMPANY LIMITED.

Test Mode	Channel	Polarization	Verdict
11A	5720	Horizontal	PASS

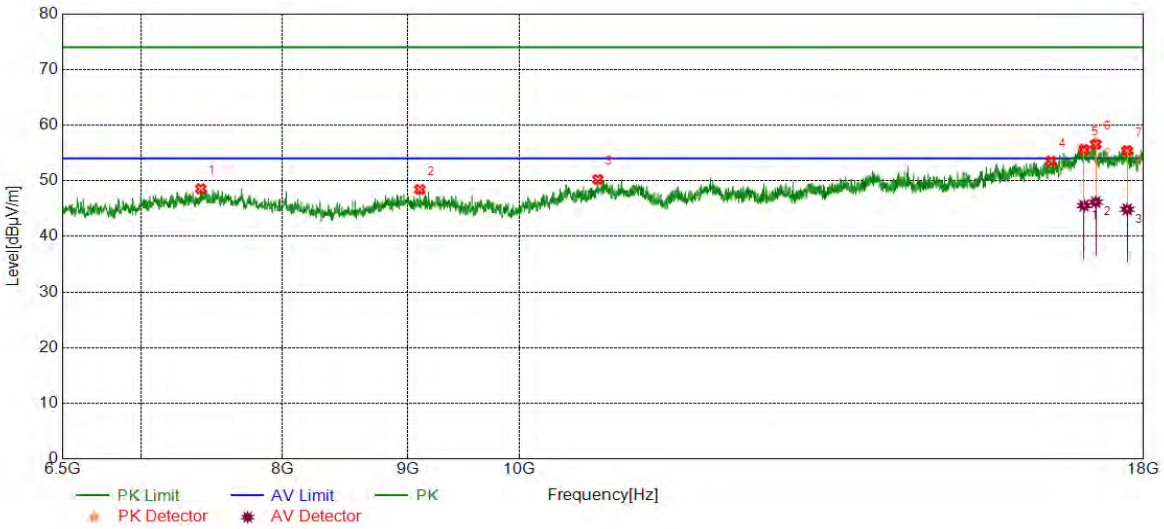

No.	Frequency (MHz)	Reading Level (dBuV/m)	Correct Factor (dB)	Result (dBuV/m)	Limit (dBuV/m)	Margin (dB)	Remark
1	7406.7345	39.19	9.38	48.57	74.00	-25.43	peak
2	9103.2672	38.99	9.43	48.42	74.00	-25.58	peak
3	10765.2942	37.63	12.61	50.24	74.00	-23.76	peak
4	16495.1659	36.77	16.75	53.52	74.00	-20.48	peak
5	17018.5031	36.18	19.43	55.61	74.00	-18.39	peak
		26.10	19.43	45.53	54.00	-8.47	average
6	17206.3677	37.21	19.33	56.54	74.00	-17.46	peak
		26.82	19.33	46.15	54.00	-7.85	average
7	17723.9540	36.52	18.91	55.43	74.00	-18.57	peak
		25.95	18.91	44.86	54.00	-9.14	average

Remark: 1. Measurement = Reading Level + Correct Factor.
2. If Peak Result complies with AV limit, AV Result is deemed to comply with AV limit.
3. Test setup: RBW: 1 MHz, VBW: 3 MHz, Sweep time: auto.
4. Peak: Peak detector.
5. AVG: VBW refer to section 6.2.
6. For above 6.5GHz part, filter losses were only considered in the spurious frequency bands and the authorized band were not corrected for HPF losses. The proper operation of the transmitter prior to adding the filter to the measurement chain.
7. Only the worst case emission was recorded, if it complies with the limit, the other emissions deemed to comply with the limit.

This report shall not be reproduced except in full, without the written approval of UL-CCIC COMPANY LIMITED.

Test Mode	Channel	Polarization	Verdict
11A	5720	Vertical	PASS

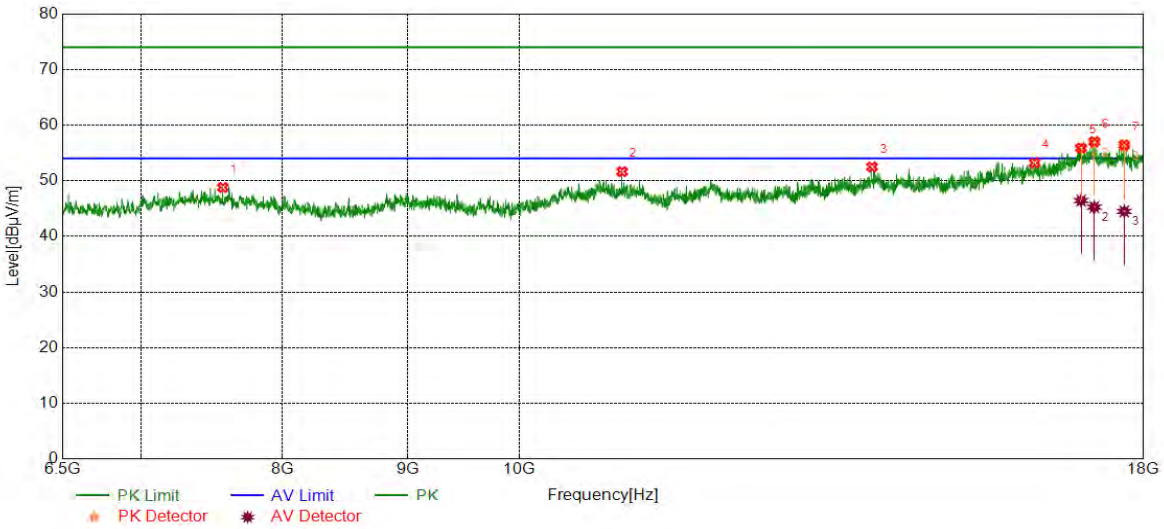

No.	Frequency (MHz)	Reading Level (dBuV/m)	Correct Factor (dB)	Result (dBuV/m)	Limit (dBuV/m)	Margin (dB)	Remark
1	7562.0103	39.26	9.53	48.79	74.00	-25.21	peak
2	11014.5024	38.73	12.91	51.64	74.00	-22.36	peak
3	13937.9063	37.49	14.99	52.48	74.00	-21.52	peak
4	16244.0407	35.51	17.70	53.21	74.00	-20.79	peak
5	16970.5784	35.32	20.57	55.89	74.00	-18.11	peak
		25.87	20.57	46.44	54.00	-7.56	average
6	17183.3639	37.88	19.16	57.04	74.00	-16.96	peak
		26.10	19.16	45.26	54.00	-8.74	average
7	17674.1124	37.43	19.00	56.43	74.00	-17.57	peak
		25.48	19.00	44.48	54.00	-9.52	average

Remark: 1. Measurement = Reading Level + Correct Factor.
2. If Peak Result complies with AV limit, AV Result is deemed to comply with AV limit.
3. Test setup: RBW: 1 MHz, VBW: 3 MHz, Sweep time: auto.
4. Peak: Peak detector.
5. AVG: VBW refer to section 6.2.
6. For above 6.5GHz part, filter losses were only considered in the spurious frequency bands and the authorized band were not corrected for HPF losses. The proper operation of the transmitter prior to adding the filter to the measurement chain.
7. Only the worst case emission was recorded, if it complies with the limit, the other emissions deemed to comply with the limit.

This report shall not be reproduced except in full, without the written approval of UL-CCIC COMPANY LIMITED.

Test Mode	Channel	Polarization	Verdict
11A	5745	Horizontal	PASS

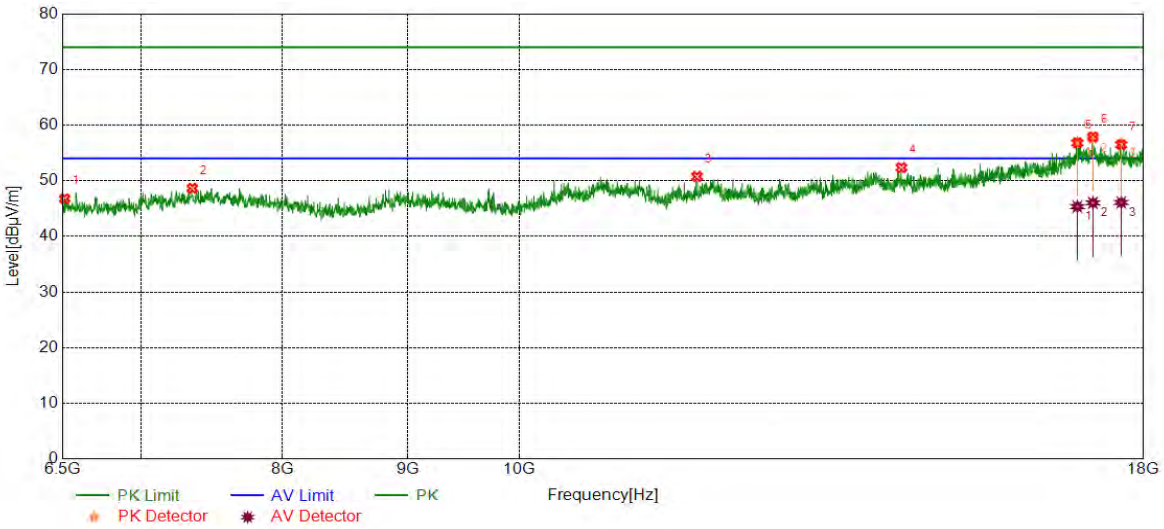

No.	Frequency (MHz)	Reading Level (dBuV/m)	Correct Factor (dB)	Result (dBuV/m)	Limit (dBuV/m)	Margin (dB)	Remark
1	6515.3359	38.06	8.71	46.77	74.00	-27.23	peak
2	7347.3079	39.08	9.57	48.65	74.00	-25.35	peak
3	11819.6366	38.02	12.73	50.75	74.00	-23.25	peak
4	14328.9715	37.66	14.70	52.36	74.00	-21.64	peak
5	16911.1519	37.68	19.16	56.84	74.00	-17.16	peak
		26.19	19.16	45.35	54.00	-8.65	average
6	17160.3601	37.72	19.94	57.66	74.00	-16.34	peak
		26.08	19.94	46.02	54.00	-7.98	average
7	17624.2707	38.09	18.62	56.71	74.00	-17.29	peak
		27.47	18.62	46.09	54.00	-7.91	average

Remark: 1. Measurement = Reading Level + Correct Factor.
2. If Peak Result complies with AV limit, AV Result is deemed to comply with AV limit.
3. Test setup: RBW: 1 MHz, VBW: 3 MHz, Sweep time: auto.
4. Peak: Peak detector.
5. AVG: VBW refer to section 6.2.
6. For above 6.5GHz part, filter losses were only considered in the spurious frequency bands and the authorized band were not corrected for HPF losses. The proper operation of the transmitter prior to adding the filter to the measurement chain.
7. Only the worst case emission was recorded, if it complies with the limit, the other emissions deemed to comply with the limit.

This report shall not be reproduced except in full, without the written approval of UL-CCIC COMPANY LIMITED.

Test Mode	Channel	Polarization	Verdict
11A	5745	Vertical	PASS

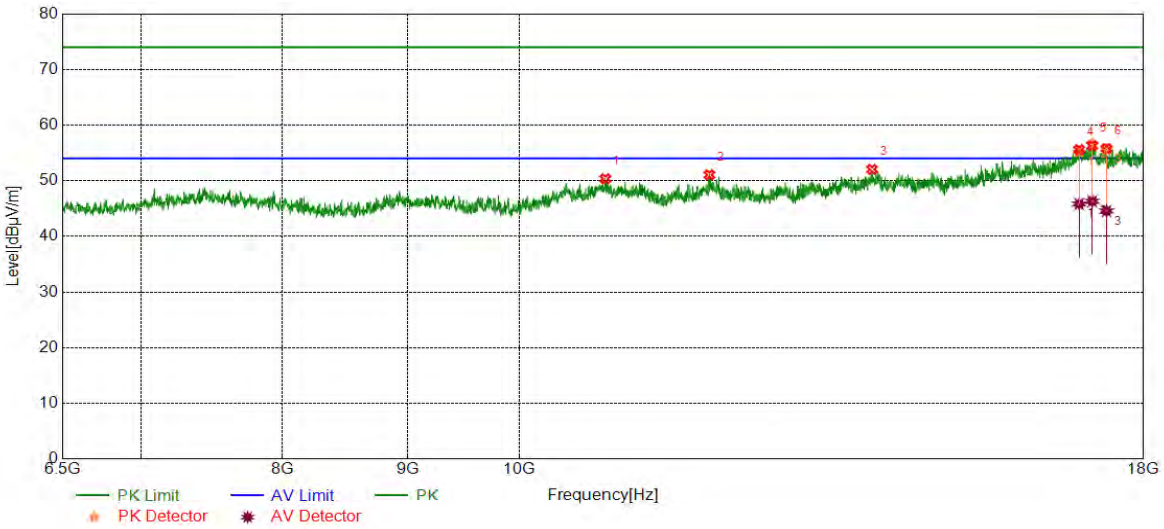

No.	Frequency (MHz)	Reading Level (dBuV/m)	Correct Factor (dB)	Result (dBuV/m)	Limit (dBuV/m)	Margin (dB)	Remark
1	10841.9737	37.67	12.68	50.35	74.00	-23.65	peak
2	11957.6596	37.93	13.13	51.06	74.00	-22.94	peak
3	13937.9063	37.06	14.99	52.05	74.00	-21.95	peak
4	16939.9067	36.04	19.55	55.59	74.00	-18.41	peak
5	16939.9067	35.61	19.55	55.16	74.00	-18.84	peak
		26.27	19.55	45.82	54.00	-8.18	average
6	17148.8581	37.29	19.33	56.62	74.00	-17.38	peak
		26.99	19.33	46.32	54.00	-7.68	average
7	17382.7305	36.46	19.13	55.59	74.00	-18.41	peak
		25.43	19.13	44.56	54.00	-9.44	average

Remark: 1. Measurement = Reading Level + Correct Factor.
2. If Peak Result complies with AV limit, AV Result is deemed to comply with AV limit.
3. Test setup: RBW: 1 MHz, VBW: 3 MHz, Sweep time: auto.
4. Peak: Peak detector.
5. AVG: VBW refer to section 6.2.
6. For above 6.5GHz part, filter losses were only considered in the spurious frequency bands and the authorized band were not corrected for HPF losses. The proper operation of the transmitter prior to adding the filter to the measurement chain.
7. Only the worst case emission was recorded, if it complies with the limit, the other emissions deemed to comply with the limit.

This report shall not be reproduced except in full, without the written approval of UL-CCIC COMPANY LIMITED.

Test Mode	Channel	Polarization	Verdict
11A	5785	Horizontal	PASS

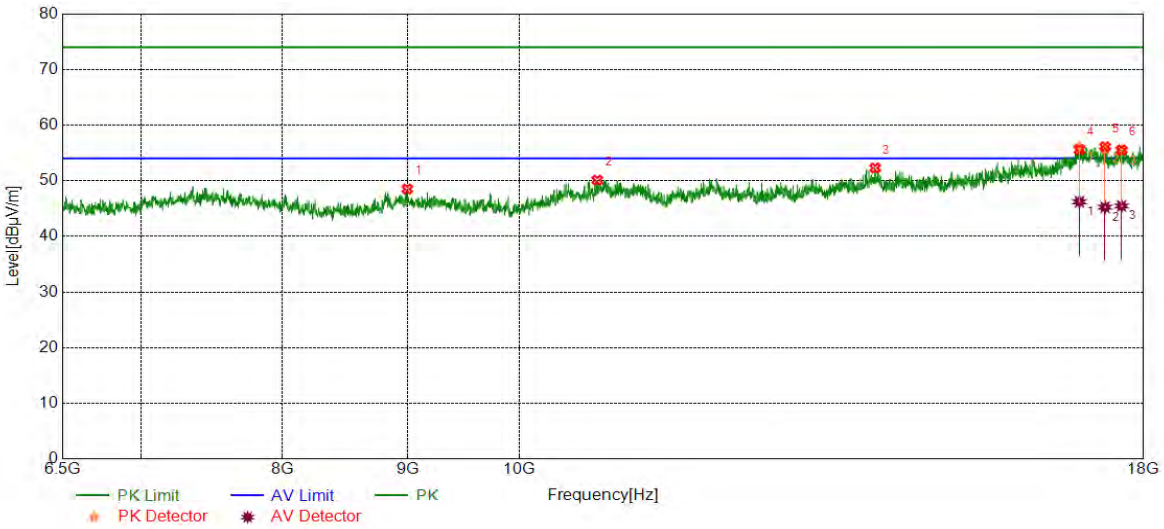

No.	Frequency (MHz)	Reading Level (dBuV/m)	Correct Factor (dB)	Result (dBuV/m)	Limit (dBuV/m)	Margin (dB)	Remark
1	8995.9160	38.87	9.65	48.52	74.00	-25.48	peak
2	10759.5433	37.55	12.56	50.11	74.00	-23.89	peak
3	13978.1630	37.67	14.62	52.29	74.00	-21.71	peak
4	16943.7406	36.07	19.52	55.59	74.00	-18.41	peak
5	16943.7406	36.52	19.52	56.04	74.00	-17.96	peak
		26.71	19.52	46.23	54.00	-7.77	average
6	17357.8096	36.71	18.96	55.67	74.00	-18.33	peak
		26.29	18.96	45.25	54.00	-8.75	average
7	17630.0217	36.38	19.02	55.40	74.00	-18.60	peak
		26.44	19.02	45.46	54.00	-8.54	average

Remark: 1. Measurement = Reading Level + Correct Factor.
2. If Peak Result complies with AV limit, AV Result is deemed to comply with AV limit.
3. Test setup: RBW: 1 MHz, VBW: 3 MHz, Sweep time: auto.
4. Peak: Peak detector.
5. AVG: VBW refer to section 6.2.
6. For above 6.5GHz part, filter losses were only considered in the spurious frequency bands and the authorized band were not corrected for HPF losses. The proper operation of the transmitter prior to adding the filter to the measurement chain.
7. Only the worst case emission was recorded, if it complies with the limit, the other emissions deemed to comply with the limit.

This report shall not be reproduced except in full, without the written approval of UL-CCIC COMPANY LIMITED.

Test Mode	Channel	Polarization	Verdict
11A	5785	Vertical	PASS

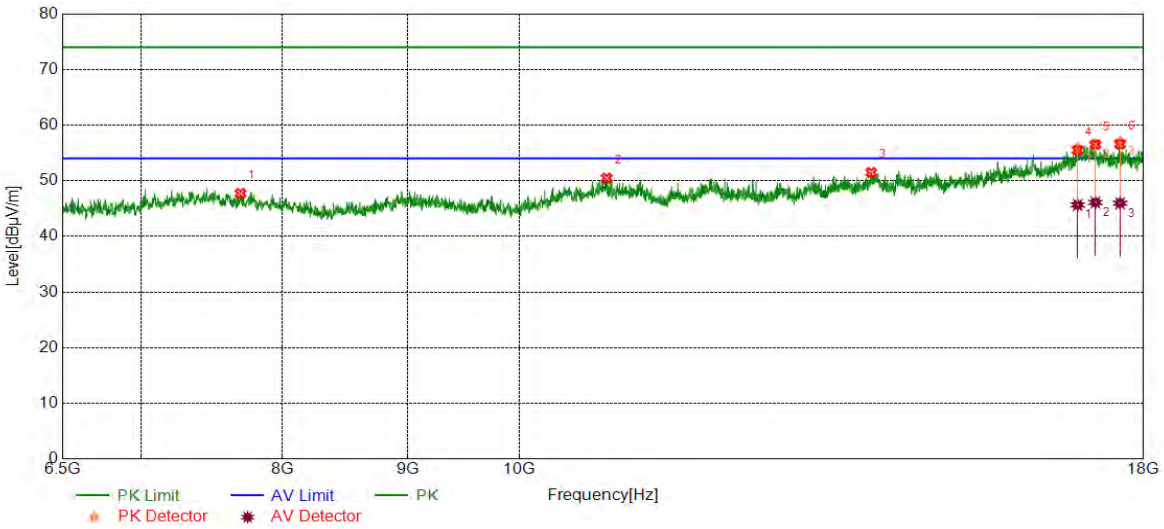

No.	Frequency (MHz)	Reading Level (dBuV/m)	Correct Factor (dB)	Result (dBuV/m)	Limit (dBuV/m)	Margin (dB)	Remark
1	7688.5314	37.98	9.74	47.72	74.00	-26.28	peak
2	10855.3926	37.72	12.74	50.46	74.00	-23.54	peak
3	13926.4044	36.73	14.74	51.47	74.00	-22.53	peak
4	16914.9858	36.28	19.20	55.48	74.00	-18.52	peak
5	16914.9858	36.66	19.20	55.86	74.00	-18.14	peak
		26.46	19.20	45.66	54.00	-8.34	average
6	17200.6168	36.69	19.80	56.49	74.00	-17.51	peak
		26.30	19.80	46.10	54.00	-7.90	average
7	17605.1009	38.42	18.59	57.01	74.00	-16.99	peak
		27.37	18.59	45.96	54.00	-8.04	average

Remark: 1. Measurement = Reading Level + Correct Factor.
2. If Peak Result complies with AV limit, AV Result is deemed to comply with AV limit.
3. Test setup: RBW: 1 MHz, VBW: 3 MHz, Sweep time: auto.
4. Peak: Peak detector.
5. AVG: VBW refer to section 6.2.
6. For above 6.5GHz part, filter losses were only considered in the spurious frequency bands and the authorized band were not corrected for HPF losses. The proper operation of the transmitter prior to adding the filter to the measurement chain.
7. Only the worst case emission was recorded, if it complies with the limit, the other emissions deemed to comply with the limit.

This report shall not be reproduced except in full, without the written approval of UL-CCIC COMPANY LIMITED.

Test Mode	Channel	Polarization	Verdict
11A	5825	Horizontal	PASS

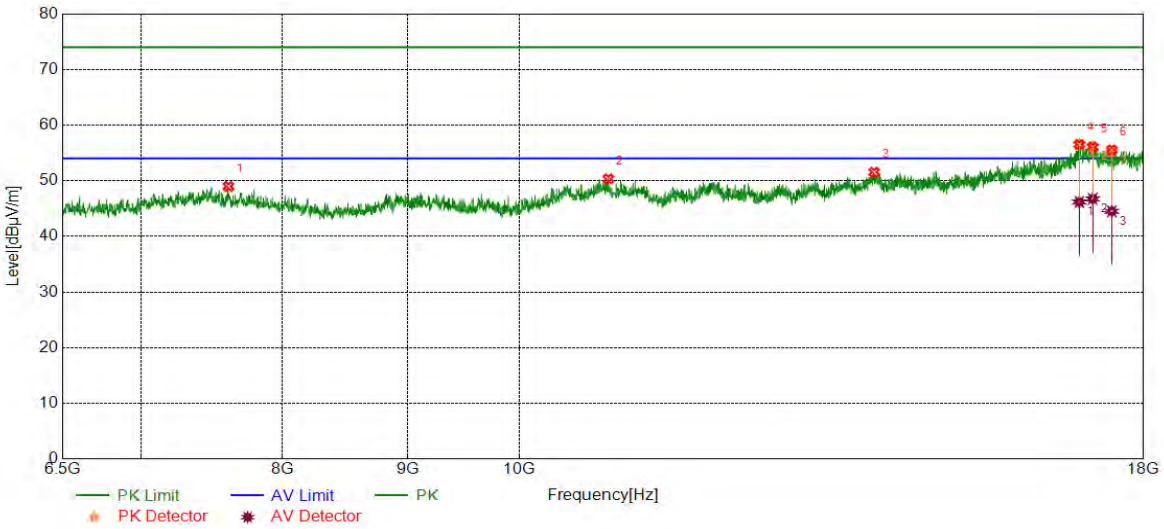

No.	Frequency (MHz)	Reading Level (dBuV/m)	Correct Factor (dB)	Result (dBuV/m)	Limit (dBuV/m)	Margin (dB)	Remark
1	7602.2670	39.38	9.60	48.98	74.00	-25.02	peak
2	10872.6454	37.59	12.74	50.33	74.00	-23.67	peak
3	13964.7441	36.96	14.57	51.53	74.00	-22.47	peak
4	16941.8236	36.98	19.54	56.52	74.00	-17.48	peak
5	16941.8236	36.96	19.54	56.50	74.00	-17.50	peak
		26.64	19.54	46.18	54.00	-7.82	average
6	17156.5261	36.40	19.75	56.15	74.00	-17.85	peak
		27.00	19.75	46.75	54.00	-7.25	average
7	17468.9948	36.57	18.66	55.23	74.00	-18.77	peak
		25.85	18.66	44.51	54.00	-9.49	average

Remark: 1. Measurement = Reading Level + Correct Factor.
2. If Peak Result complies with AV limit, AV Result is deemed to comply with AV limit.
3. Test setup: RBW: 1 MHz, VBW: 3 MHz, Sweep time: auto.
4. Peak: Peak detector.
5. AVG: VBW refer to section 6.2.
6. For above 6.5GHz part, filter losses were only considered in the spurious frequency bands and the authorized band were not corrected for HPF losses. The proper operation of the transmitter prior to adding the filter to the measurement chain.
7. Only the worst case emission was recorded, if it complies with the limit, the other emissions deemed to comply with the limit.

This report shall not be reproduced except in full, without the written approval of UL-CCIC COMPANY LIMITED.

Test Mode	Channel	Polarization	Verdict
11A	5825	Vertical	PASS

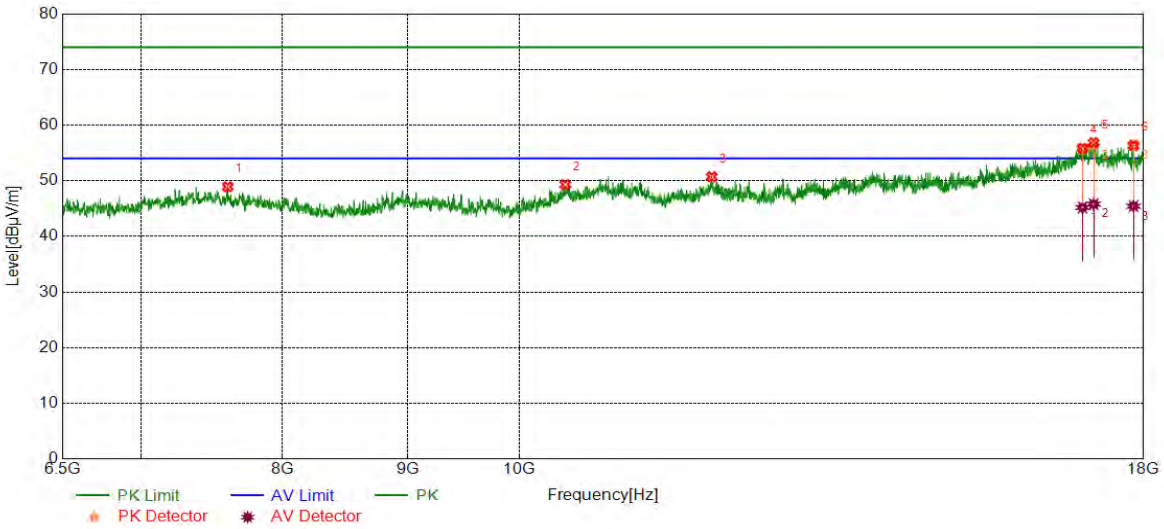

No.	Frequency (MHz)	Reading Level (dBuV/m)	Correct Factor (dB)	Result (dBuV/m)	Limit (dBuV/m)	Margin (dB)	Remark
1	7596.5161	39.23	9.69	48.92	74.00	-25.08	peak
2	10439.4066	37.60	11.72	49.32	74.00	-24.68	peak
3	11984.4974	37.17	13.53	50.70	74.00	-23.30	peak
4	16993.5823	36.49	19.36	55.85	74.00	-18.15	peak
5	16993.5823	36.27	19.36	55.63	74.00	-18.37	peak
		25.83	19.36	45.19	54.00	-8.81	average
6	17171.8620	36.99	19.38	56.37	74.00	-17.63	peak
		26.42	19.38	45.80	54.00	-8.20	average
7	17829.3882	36.98	19.36	56.34	74.00	-17.66	peak
		26.07	19.36	45.43	54.00	-8.57	average

Remark: 1. Measurement = Reading Level + Correct Factor.
2. If Peak Result complies with AV limit, AV Result is deemed to comply with AV limit.
3. Test setup: RBW: 1 MHz, VBW: 3 MHz, Sweep time: auto.
4. Peak: Peak detector.
5. AVG: VBW refer to section 6.2.
6. For above 6.5GHz part, filter losses were only considered in the spurious frequency bands and the authorized band were not corrected for HPF losses. The proper operation of the transmitter prior to adding the filter to the measurement chain.
7. Only the worst case emission was recorded, if it complies with the limit, the other emissions deemed to comply with the limit.

This report shall not be reproduced except in full, without the written approval of UL-CCIC COMPANY LIMITED.

Test Mode	Channel	Polarization	Verdict
11AC20	5180	Horizontal	PASS

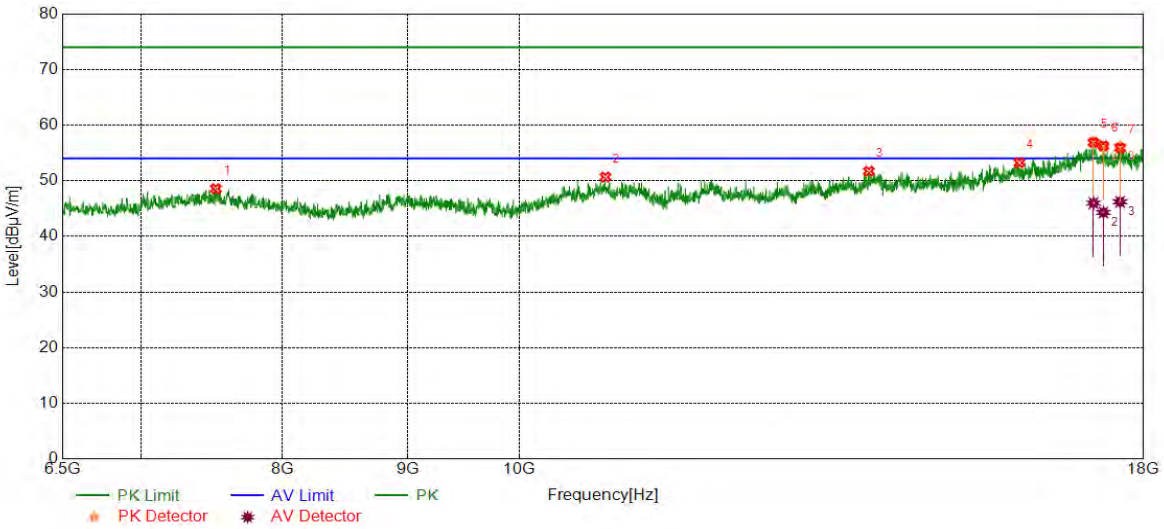

No.	Frequency (MHz)	Reading Level (dBuV/m)	Correct Factor (dB)	Result (dBuV/m)	Limit (dBuV/m)	Margin (dB)	Remark
1	7512.1687	39.12	9.45	48.57	74.00	-25.43	peak
2	10841.9737	37.98	12.68	50.66	74.00	-23.34	peak
3	13895.7326	37.16	14.55	51.71	74.00	-22.29	peak
4	16012.0853	36.98	16.26	53.24	74.00	-20.76	peak
5	17169.9450	37.45	19.44	56.89	74.00	-17.11	peak
		26.54	19.44	45.98	54.00	-8.02	average
6	17330.9718	38.29	17.97	56.26	74.00	-17.74	peak
		26.33	17.97	44.30	54.00	-9.70	average
7	17605.1009	37.31	18.59	55.90	74.00	-18.10	peak
		27.63	18.59	46.22	54.00	-7.78	average

Remark: 1. Measurement = Reading Level + Correct Factor.
2. If Peak Result complies with AV limit, AV Result is deemed to comply with AV limit.
3. Test setup: RBW: 1 MHz, VBW: 3 MHz, Sweep time: auto.
4. Peak: Peak detector.
5. AVG: VBW refer to section 6.2.
6. For above 6.5GHz part, filter losses were only considered in the spurious frequency bands and the authorized band were not corrected for HPF losses. The proper operation of the transmitter prior to adding the filter to the measurement chain.
7. Only the worst case emission was recorded, if it complies with the limit, the other emissions deemed to comply with the limit.

This report shall not be reproduced except in full, without the written approval of UL-CCIC COMPANY LIMITED.

Test Mode	Channel	Polarization	Verdict
11AC20	5180	Vertical	PASS

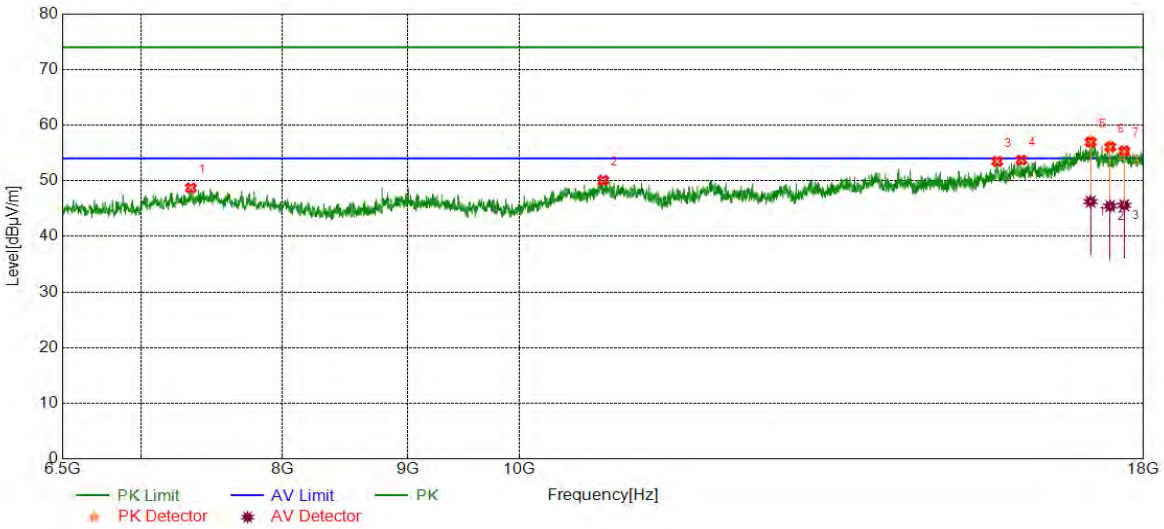

No.	Frequency (MHz)	Reading Level (dBuV/m)	Correct Factor (dB)	Result (dBuV/m)	Limit (dBuV/m)	Margin (dB)	Remark
1	7337.7230	39.12	9.57	48.69	74.00	-25.31	peak
2	10820.8868	37.49	12.58	50.07	74.00	-23.93	peak
3	15682.3637	37.23	16.24	53.47	74.00	-20.53	peak
4	16040.8401	37.40	16.32	53.72	74.00	-20.28	peak
5	17123.9373	37.70	19.25	56.95	74.00	-17.05	peak
		27.00	19.25	46.25	54.00	-7.75	average
6	17442.1570	37.60	18.45	56.05	74.00	-17.95	peak
		26.98	18.45	45.43	54.00	-8.57	average
7	17674.1124	36.35	19.00	55.35	74.00	-18.65	peak
		26.59	19.00	45.59	54.00	-8.41	average

Remark: 1. Measurement = Reading Level + Correct Factor.
2. If Peak Result complies with AV limit, AV Result is deemed to comply with AV limit.
3. Test setup: RBW: 1 MHz, VBW: 3 MHz, Sweep time: auto.
4. Peak: Peak detector.
5. AVG: VBW refer to section 6.2.
6. For above 6.5GHz part, filter losses were only considered in the spurious frequency bands and the authorized band were not corrected for HPF losses. The proper operation of the transmitter prior to adding the filter to the measurement chain.
7. Only the worst case emission was recorded, if it complies with the limit, the other emissions deemed to comply with the limit.

This report shall not be reproduced except in full, without the written approval of UL-CCIC COMPANY LIMITED.

Test Mode	Channel	Polarization	Verdict
11AC20	5200	Horizontal	PASS

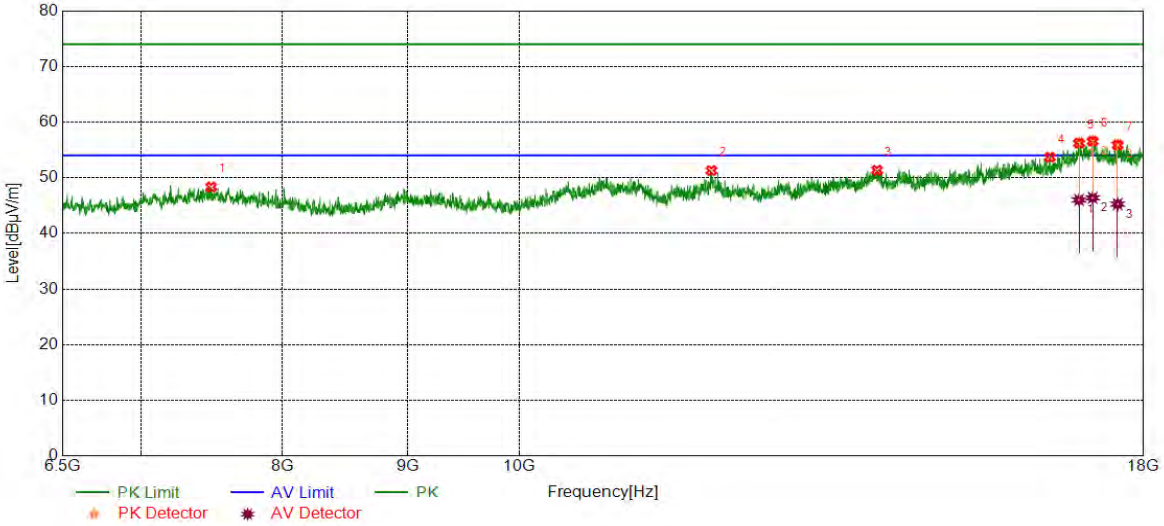

No.	Frequency	Reading Level	Correct Factor	Result	Limit	Margin	Remark
	(MHz)	(dBuV/m)	(dB)	(dBuV/m)	(dBuV/m)	(dB)	
1	7479.5799	38.43	9.91	48.34	74.00	-25.66	peak
2	11980.6634	37.82	13.48	51.30	74.00	-22.70	peak
3	14003.0838	36.17	15.19	51.36	74.00	-22.64	peak
4	16479.8300	37.15	16.54	53.69	74.00	-20.31	peak
5	16937.9897	36.77	19.45	56.22	74.00	-17.78	peak
		26.56	19.45	46.01	54.00	-7.99	average
6	17156.5261	36.83	19.75	56.58	74.00	-17.42	peak
		26.64	19.75	46.39	54.00	-7.61	average
7	17564.8441	37.36	18.53	55.89	74.00	-18.11	peak
		26.73	18.53	45.26	54.00	-8.74	average

Remark: 1. Measurement = Reading Level + Correct Factor.
2. If Peak Result complies with AV limit, AV Result is deemed to comply with AV limit.
3. Test setup: RBW: 1 MHz, VBW: 3 MHz, Sweep time: auto.
4. Peak: Peak detector.
5. AVG: VBW refer to section 6.2.
6. For above 6.5GHz part, filter losses were only considered in the spurious frequency bands and the authorized band were not corrected for HPF losses. The proper operation of the transmitter prior to adding the filter to the measurement chain.
7. Only the worst case emission was recorded, if it complies with the limit, the other emissions deemed to comply with the limit.

This report shall not be reproduced except in full, without the written approval of UL-CCIC COMPANY LIMITED.

Test Mode	Channel	Polarization	Verdict
11AC20	5200	Vertical	PASS

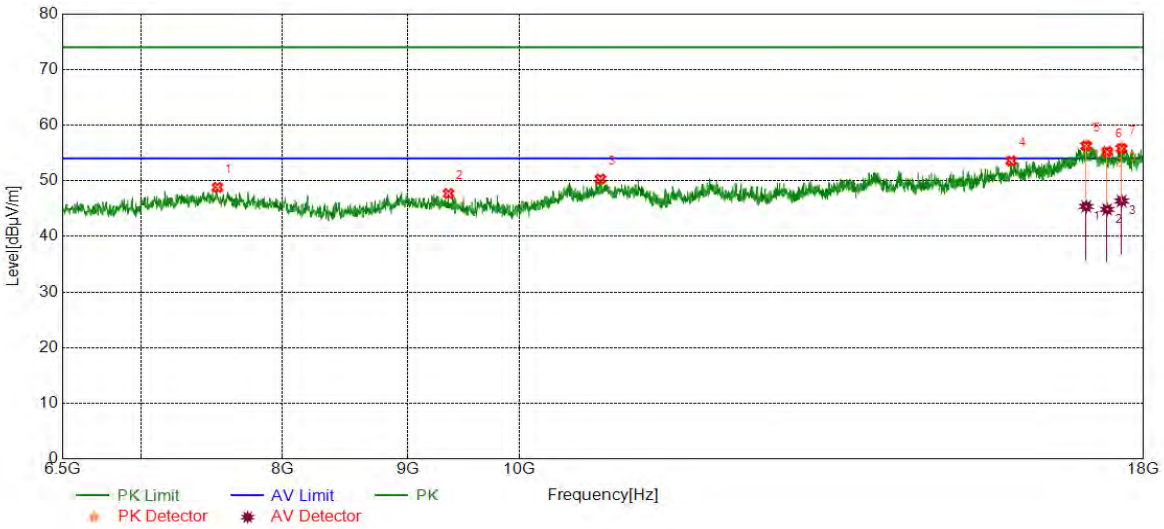

No.	Frequency (MHz)	Reading Level (dBuV/m)	Correct Factor (dB)	Result (dBuV/m)	Limit (dBuV/m)	Margin (dB)	Remark
1	7523.6706	39.38	9.44	48.82	74.00	-25.18	peak
2	9352.4754	38.61	9.08	47.69	74.00	-26.31	peak
3	10792.1320	37.77	12.54	50.31	74.00	-23.69	peak
4	15889.3982	37.47	16.08	53.55	74.00	-20.45	peak
5	17053.0088	36.32	19.93	56.25	74.00	-17.75	peak
		25.44	19.93	45.37	54.00	-8.63	average
6	17392.3154	36.16	19.08	55.24	74.00	-18.76	peak
		25.77	19.08	44.85	54.00	-9.15	average
7	17630.0217	36.77	19.02	55.79	74.00	-18.21	peak
		27.34	19.02	46.36	54.00	-7.64	average

Remark: 1. Measurement = Reading Level + Correct Factor.
2. If Peak Result complies with AV limit, AV Result is deemed to comply with AV limit.
3. Test setup: RBW: 1 MHz, VBW: 3 MHz, Sweep time: auto.
4. Peak: Peak detector.
5. AVG: VBW refer to section 6.2.
6. For above 6.5GHz part, filter losses were only considered in the spurious frequency bands and the authorized band were not corrected for HPF losses. The proper operation of the transmitter prior to adding the filter to the measurement chain.
7. Only the worst case emission was recorded, if it complies with the limit, the other emissions deemed to comply with the limit.

This report shall not be reproduced except in full, without the written approval of UL-CCIC COMPANY LIMITED.

Test Mode	Channel	Polarization	Verdict
11AC20	5240	Horizontal	PASS

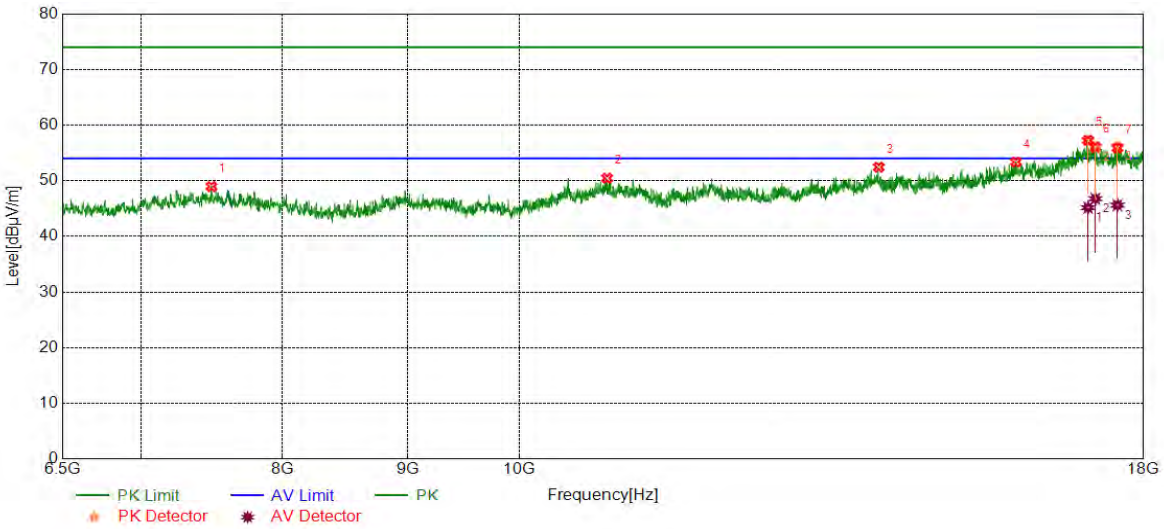

No.	Frequency (MHz)	Reading Level (dBuV/m)	Correct Factor (dB)	Result (dBuV/m)	Limit (dBuV/m)	Margin (dB)	Remark
1	7481.4969	39.10	9.86	48.96	74.00	-25.04	peak
2	10859.2265	37.59	12.86	50.45	74.00	-23.55	peak
3	14026.0877	37.43	15.01	52.44	74.00	-21.56	peak
4	15962.2437	37.53	15.83	53.36	74.00	-20.64	peak
5	17081.7636	38.10	19.17	57.27	74.00	-16.73	peak
		25.99	19.17	45.16	54.00	-8.84	average
6	17200.6168	36.25	19.80	56.05	74.00	-17.95	peak
		26.97	19.80	46.77	54.00	-7.23	average
7	17561.0102	37.48	18.42	55.90	74.00	-18.10	peak
		27.19	18.42	45.61	54.00	-8.39	average

Remark: 1. Measurement = Reading Level + Correct Factor.
2. If Peak Result complies with AV limit, AV Result is deemed to comply with AV limit.
3. Test setup: RBW: 1 MHz, VBW: 3 MHz, Sweep time: auto.
4. Peak: Peak detector.
5. AVG: VBW refer to section 6.2.
6. For above 6.5GHz part, filter losses were only considered in the spurious frequency bands and the authorized band were not corrected for HPF losses. The proper operation of the transmitter prior to adding the filter to the measurement chain.
7. Only the worst case emission was recorded, if it complies with the limit, the other emissions deemed to comply with the limit.

This report shall not be reproduced except in full, without the written approval of UL-CCIC COMPANY LIMITED.

Test Mode	Channel	Polarization	Verdict
11AC20	5240	Vertical	PASS

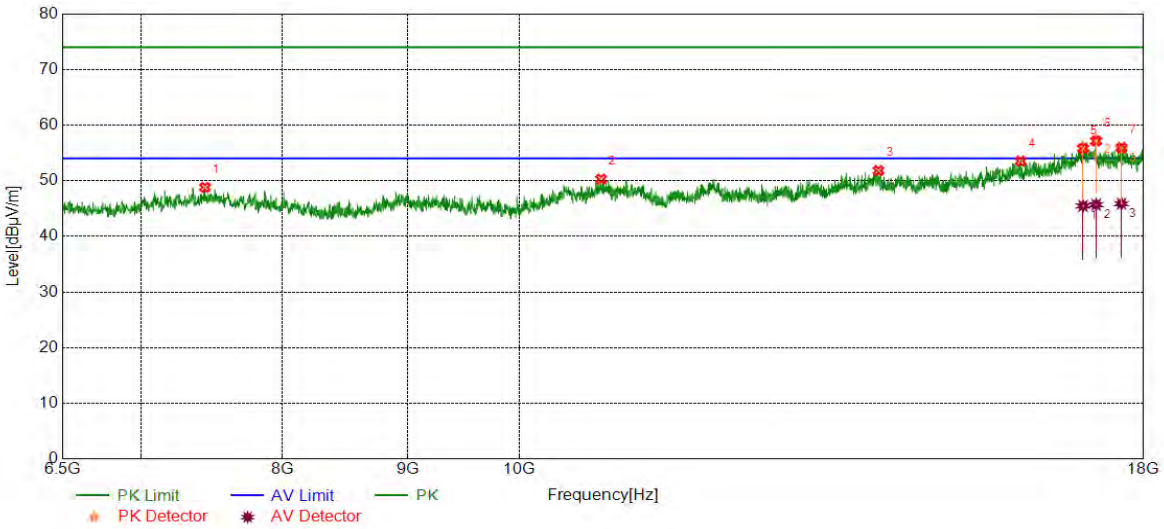

No.	Frequency (MHz)	Reading Level (dBuV/m)	Correct Factor (dB)	Result (dBuV/m)	Limit (dBuV/m)	Margin (dB)	Remark
1	7435.4892	39.40	9.41	48.81	74.00	-25.19	peak
2	10797.8830	37.84	12.47	50.31	74.00	-23.69	peak
3	14022.2537	36.80	15.02	51.82	74.00	-22.18	peak
4	16031.2552	37.72	15.79	53.51	74.00	-20.49	peak
5	17001.2502	36.67	19.12	55.79	74.00	-18.21	peak
		26.36	19.12	45.48	54.00	-8.52	average
6	17212.1187	38.16	18.97	57.13	74.00	-16.87	peak
		26.73	18.97	45.70	54.00	-8.30	average
7	17628.1047	37.07	18.89	55.96	74.00	-18.04	peak
		26.99	18.89	45.88	54.00	-8.12	average

Remark: 1. Measurement = Reading Level + Correct Factor.
2. If Peak Result complies with AV limit, AV Result is deemed to comply with AV limit.
3. Test setup: RBW: 1 MHz, VBW: 3 MHz, Sweep time: auto.
4. Peak: Peak detector.
5. AVG: VBW refer to section 6.2.
6. For above 6.5GHz part, filter losses were only considered in the spurious frequency bands and the authorized band were not corrected for HPF losses. The proper operation of the transmitter prior to adding the filter to the measurement chain.
7. Only the worst case emission was recorded, if it complies with the limit, the other emissions deemed to comply with the limit.

This report shall not be reproduced except in full, without the written approval of UL-CCIC COMPANY LIMITED.

Test Mode	Channel	Polarization	Verdict
11AC20	5260	Horizontal	PASS

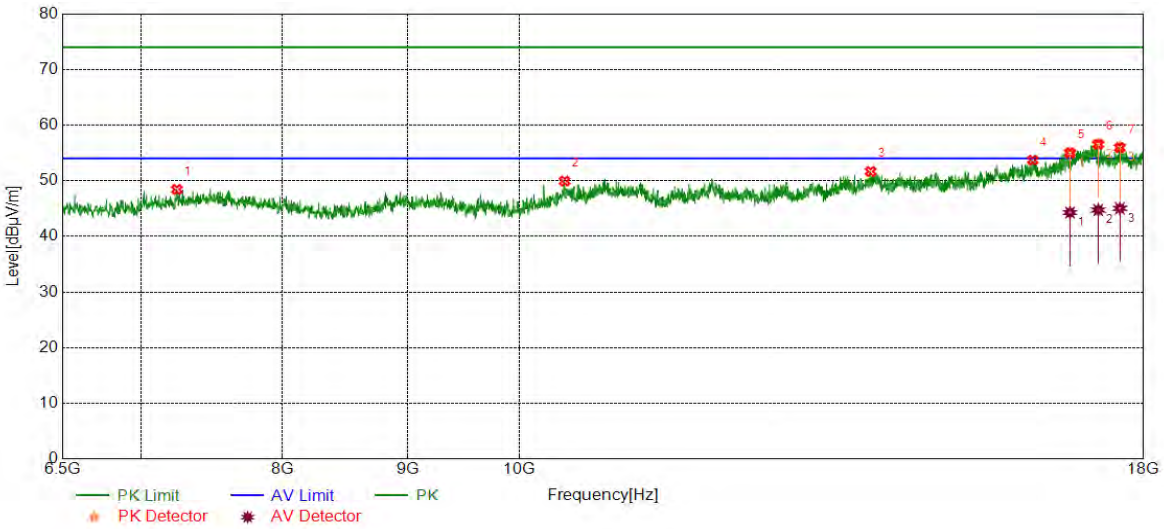

No.	Frequency (MHz)	Reading Level (dBuV/m)	Correct Factor (dB)	Result (dBuV/m)	Limit (dBuV/m)	Margin (dB)	Remark
1	7241.8736	38.58	9.85	48.43	74.00	-25.57	peak
2	10433.6556	38.02	11.92	49.94	74.00	-24.06	peak
3	13918.7365	36.68	14.98	51.66	74.00	-22.34	peak
4	16215.2859	36.67	17.03	53.70	74.00	-20.30	peak
5	16794.2157	37.08	17.93	55.01	74.00	-18.99	peak
		26.35	17.93	44.28	54.00	-9.72	average
6	17246.6244	38.40	18.16	56.56	74.00	-17.44	peak
		26.58	18.16	44.74	54.00	-9.26	average
7	17601.2669	37.42	18.53	55.95	74.00	-18.05	peak
		26.51	18.53	45.04	54.00	-8.96	average

Remark: 1. Measurement = Reading Level + Correct Factor.
2. If Peak Result complies with AV limit, AV Result is deemed to comply with AV limit.
3. Test setup: RBW: 1 MHz, VBW: 3 MHz, Sweep time: auto.
4. Peak: Peak detector.
5. AVG: VBW refer to section 6.2.
6. For above 6.5GHz part, filter losses were only considered in the spurious frequency bands and the authorized band were not corrected for HPF losses. The proper operation of the transmitter prior to adding the filter to the measurement chain.
7. Only the worst case emission was recorded, if it complies with the limit, the other emissions deemed to comply with the limit.

This report shall not be reproduced except in full, without the written approval of UL-CCIC COMPANY LIMITED.

Test Mode	Channel	Polarization	Verdict
11AC20	5260	Vertical	PASS

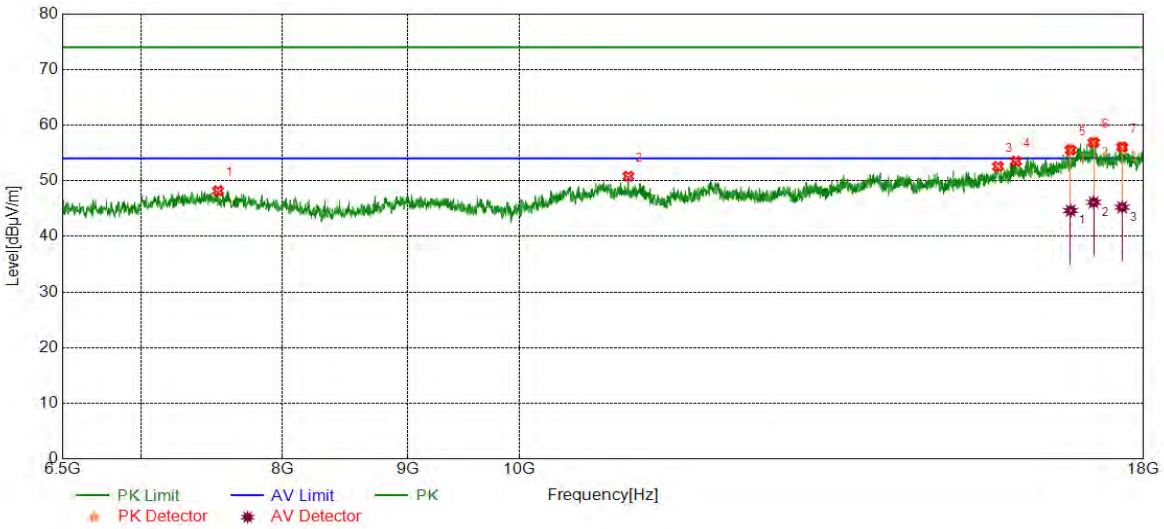

No.	Frequency (MHz)	Reading Level (dBuV/m)	Correct Factor (dB)	Result (dBuV/m)	Limit (dBuV/m)	Margin (dB)	Remark
1	7527.5046	38.67	9.53	48.20	74.00	-25.80	peak
2	11079.6799	38.25	12.55	50.80	74.00	-23.20	peak
3	15693.8656	36.13	16.43	52.56	74.00	-21.44	peak
4	15962.2437	37.68	15.83	53.51	74.00	-20.49	peak
5	16803.8006	37.67	17.85	55.52	74.00	-18.48	peak
		26.79	17.85	44.64	54.00	-9.36	average
6	17171.8620	37.51	19.38	56.89	74.00	-17.11	peak
		26.74	19.38	46.12	54.00	-7.88	average
7	17639.6066	37.46	18.59	56.05	74.00	-17.95	peak
		26.66	18.59	45.25	54.00	-8.75	average

Remark: 1. Measurement = Reading Level + Correct Factor.
2. If Peak Result complies with AV limit, AV Result is deemed to comply with AV limit.
3. Test setup: RBW: 1 MHz, VBW: 3 MHz, Sweep time: auto.
4. Peak: Peak detector.
5. AVG: VBW refer to section 6.2.
6. For above 6.5GHz part, filter losses were only considered in the spurious frequency bands and the authorized band were not corrected for HPF losses. The proper operation of the transmitter prior to adding the filter to the measurement chain.
7. Only the worst case emission was recorded, if it complies with the limit, the other emissions deemed to comply with the limit.

This report shall not be reproduced except in full, without the written approval of UL-CCIC COMPANY LIMITED.

Test Mode	Channel	Polarization	Verdict
11AC20	5280	Horizontal	PASS

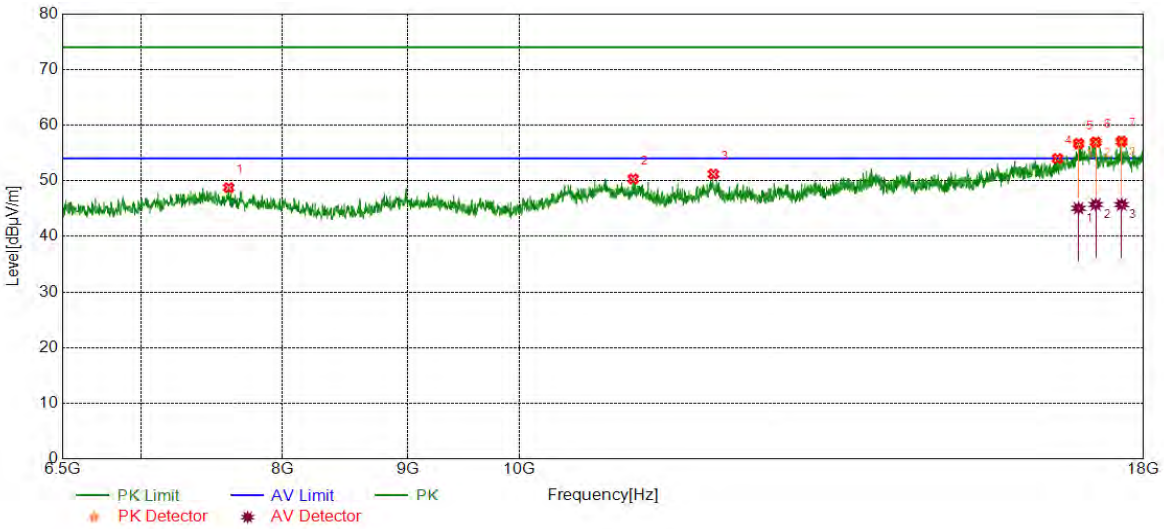

No.	Frequency (MHz)	Reading Level (dBuV/m)	Correct Factor (dB)	Result (dBuV/m)	Limit (dBuV/m)	Margin (dB)	Remark
1	7604.1840	39.20	9.55	48.75	74.00	-25.25	peak
2	11129.5216	37.79	12.54	50.33	74.00	-23.67	peak
3	12003.6673	37.79	13.40	51.19	74.00	-22.81	peak
4	16598.6831	36.94	17.05	53.99	74.00	-20.01	peak
5	16930.3217	37.66	19.03	56.69	74.00	-17.31	peak
		26.02	19.03	45.05	54.00	-8.95	average
6	17206.3677	37.62	19.33	56.95	74.00	-17.05	peak
		26.40	19.33	45.73	54.00	-8.27	average
7	17630.0217	38.05	19.02	57.07	74.00	-16.93	peak
		26.69	19.02	45.71	54.00	-8.29	average

Remark: 1. Measurement = Reading Level + Correct Factor.
2. If Peak Result complies with AV limit, AV Result is deemed to comply with AV limit.
3. Test setup: RBW: 1 MHz, VBW: 3 MHz, Sweep time: auto.
4. Peak: Peak detector.
5. AVG: VBW refer to section 6.2.
6. For above 6.5GHz part, filter losses were only considered in the spurious frequency bands and the authorized band were not corrected for HPF losses. The proper operation of the transmitter prior to adding the filter to the measurement chain.
7. Only the worst case emission was recorded, if it complies with the limit, the other emissions deemed to comply with the limit.

This report shall not be reproduced except in full, without the written approval of UL-CCIC COMPANY LIMITED.

Test Mode	Channel	Polarization	Verdict
11AC20	5280	Vertical	PASS

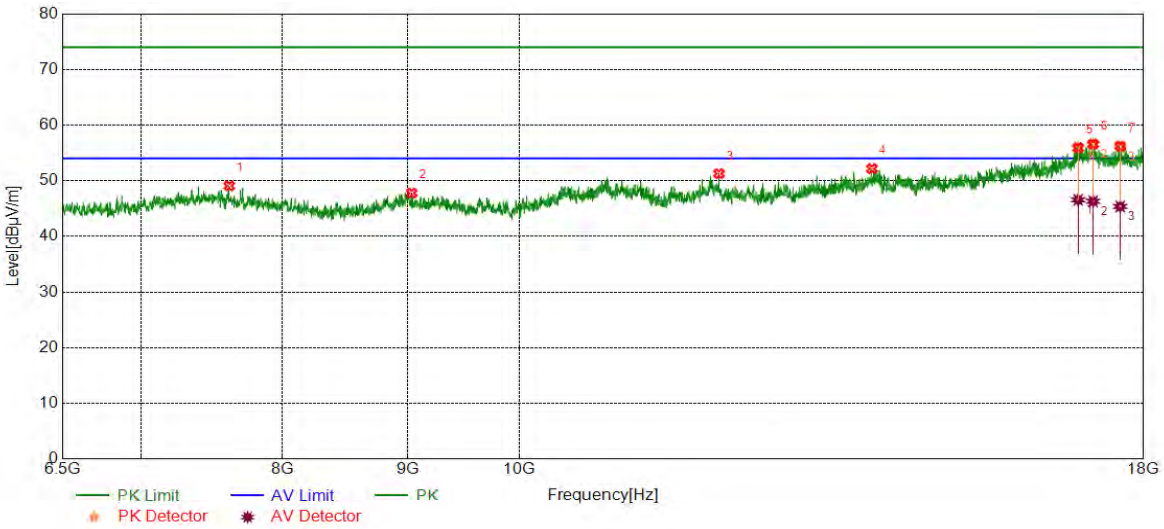

No.	Frequency (MHz)	Reading Level (dBuV/m)	Correct Factor (dB)	Result (dBuV/m)	Limit (dBuV/m)	Margin (dB)	Remark
1	7608.0180	39.62	9.46	49.08	74.00	-24.92	peak
2	9034.2557	38.29	9.51	47.80	74.00	-26.20	peak
3	12066.9278	38.04	13.23	51.27	74.00	-22.73	peak
4	13935.9893	37.28	14.89	52.17	74.00	-21.83	peak
5	16922.6538	36.77	19.18	55.95	74.00	-18.05	peak
		27.39	19.18	46.57	54.00	-7.43	average
6	17164.1940	36.85	19.74	56.59	74.00	-17.41	peak
		26.57	19.74	46.31	54.00	-7.69	average
7	17607.0178	37.60	18.62	56.22	74.00	-17.78	peak
		26.76	18.62	45.38	54.00	-8.62	average

Remark: 1. Measurement = Reading Level + Correct Factor.
2. If Peak Result complies with AV limit, AV Result is deemed to comply with AV limit.
3. Test setup: RBW: 1 MHz, VBW: 3 MHz, Sweep time: auto.
4. Peak: Peak detector.
5. AVG: VBW refer to section 6.2.
6. For above 6.5GHz part, filter losses were only considered in the spurious frequency bands and the authorized band were not corrected for HPF losses. The proper operation of the transmitter prior to adding the filter to the measurement chain.
7. Only the worst case emission was recorded, if it complies with the limit, the other emissions deemed to comply with the limit.

This report shall not be reproduced except in full, without the written approval of UL-CCIC COMPANY LIMITED.

Test Mode	Channel	Polarization	Verdict
11AC20	5320	Horizontal	PASS

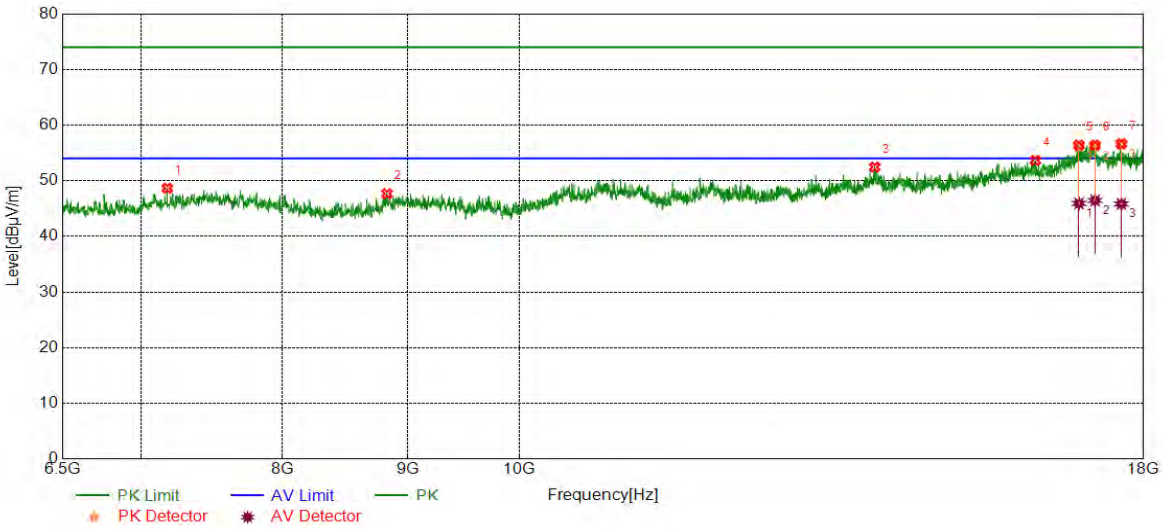

No.	Frequency (MHz)	Reading Level (dBuV/m)	Correct Factor (dB)	Result (dBuV/m)	Limit (dBuV/m)	Margin (dB)	Remark
1	7176.6961	39.26	9.39	48.65	74.00	-25.35	peak
2	8827.2212	38.64	9.03	47.67	74.00	-26.33	peak
3	13972.4121	37.83	14.63	52.46	74.00	-21.54	peak
4	16255.5426	36.78	16.86	53.64	74.00	-20.36	peak
5	16936.0727	37.06	19.34	56.40	74.00	-17.60	peak
		26.58	19.34	45.92	54.00	-8.08	average
6	17194.8658	36.86	19.53	56.39	74.00	-17.61	peak
		26.93	19.53	46.46	54.00	-7.54	average
7	17626.1877	37.90	18.76	56.66	74.00	-17.34	peak
		27.08	18.76	45.84	54.00	-8.16	average

Remark: 1. Measurement = Reading Level + Correct Factor.
2. If Peak Result complies with AV limit, AV Result is deemed to comply with AV limit.
3. Test setup: RBW: 1 MHz, VBW: 3 MHz, Sweep time: auto.
4. Peak: Peak detector.
5. AVG: VBW refer to section 6.2.
6. For above 6.5GHz part, filter losses were only considered in the spurious frequency bands and the authorized band were not corrected for HPF losses. The proper operation of the transmitter prior to adding the filter to the measurement chain.
7. Only the worst case emission was recorded, if it complies with the limit, the other emissions deemed to comply with the limit.

This report shall not be reproduced except in full, without the written approval of UL-CCIC COMPANY LIMITED.

Test Mode	Channel	Polarization	Verdict
11AC20	5320	Vertical	PASS

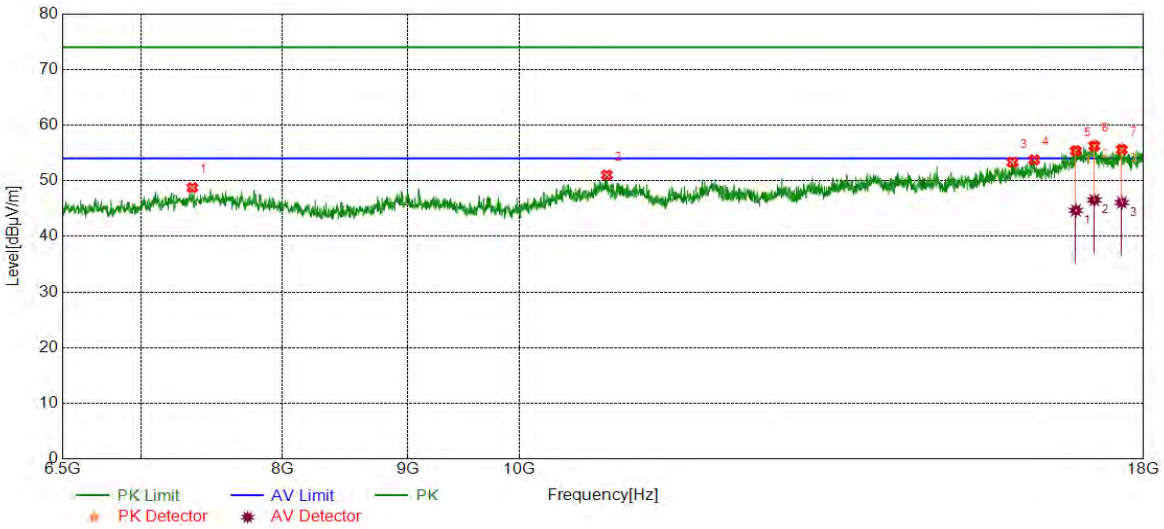

No.	Frequency (MHz)	Reading Level (dBuV/m)	Correct Factor (dB)	Result (dBuV/m)	Limit (dBuV/m)	Margin (dB)	Remark
1	7347.3079	39.19	9.57	48.76	74.00	-25.24	peak
2	10857.3096	38.23	12.80	51.03	74.00	-22.97	peak
3	15908.5681	36.77	16.55	53.32	74.00	-20.68	peak
4	16236.3727	35.65	18.12	53.77	74.00	-20.23	peak
5	16886.2310	37.29	18.10	55.39	74.00	-18.61	peak
		26.58	18.10	44.68	54.00	-9.32	average
6	17183.3639	37.08	19.16	56.24	74.00	-17.76	peak
		27.37	19.16	46.53	54.00	-7.47	average
7	17633.8556	36.74	18.85	55.59	74.00	-18.41	peak
		27.24	18.85	46.09	54.00	-7.91	average

Remark: 1. Measurement = Reading Level + Correct Factor.
2. If Peak Result complies with AV limit, AV Result is deemed to comply with AV limit.
3. Test setup: RBW: 1 MHz, VBW: 3 MHz, Sweep time: auto.
4. Peak: Peak detector.
5. AVG: VBW refer to section 6.2.
6. For above 6.5GHz part, filter losses were only considered in the spurious frequency bands and the authorized band were not corrected for HPF losses. The proper operation of the transmitter prior to adding the filter to the measurement chain.
7. Only the worst case emission was recorded, if it complies with the limit, the other emissions deemed to comply with the limit.

This report shall not be reproduced except in full, without the written approval of UL-CCIC COMPANY LIMITED.

Test Mode	Channel	Polarization	Verdict
11AC20	5500	Horizontal	PASS

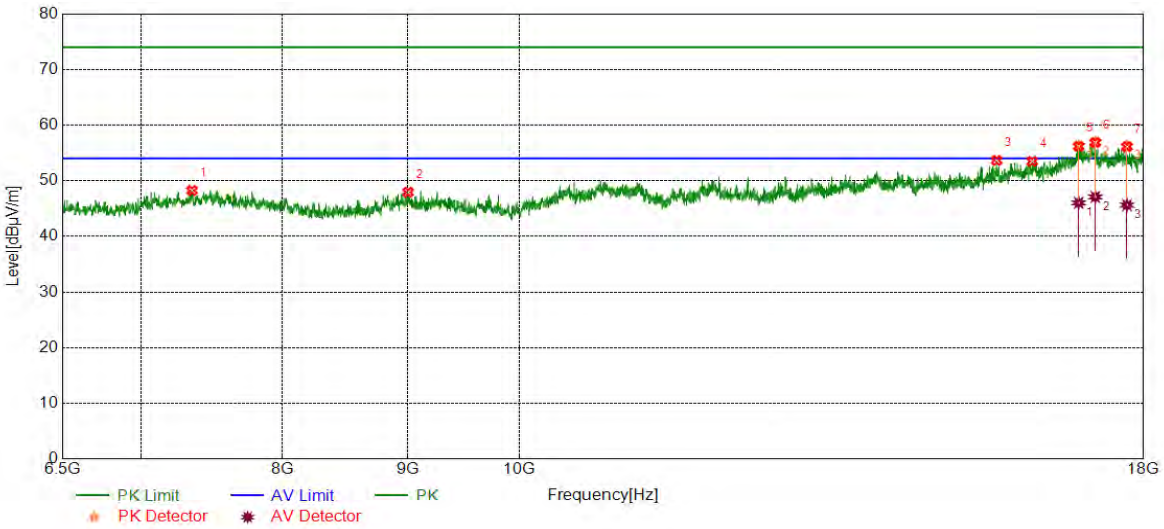

No.	Frequency (MHz)	Reading Level (dBuV/m)	Correct Factor (dB)	Result (dBuV/m)	Limit (dBuV/m)	Margin (dB)	Remark
1	7345.3909	38.68	9.56	48.24	74.00	-25.76	peak
2	9003.5839	38.21	9.73	47.94	74.00	-26.06	peak
3	15672.7788	37.10	16.54	53.64	74.00	-20.36	peak
4	16205.7010	36.96	16.52	53.48	74.00	-20.52	peak
5	16932.2387	37.04	19.14	56.18	74.00	-17.82	peak
		26.89	19.14	46.03	54.00	-7.97	average
6	17198.6998	37.08	19.77	56.85	74.00	-17.15	peak
		27.32	19.77	47.09	54.00	-6.91	average
7	17720.1200	37.01	19.11	56.12	74.00	-17.88	peak
		26.51	19.11	45.62	54.00	-8.38	average

Remark: 1. Measurement = Reading Level + Correct Factor.
2. If Peak Result complies with AV limit, AV Result is deemed to comply with AV limit.
3. Test setup: RBW: 1 MHz, VBW: 3 MHz, Sweep time: auto.
4. Peak: Peak detector.
5. AVG: VBW refer to section 6.2.
6. For above 6.5GHz part, filter losses were only considered in the spurious frequency bands and the authorized band were not corrected for HPF losses. The proper operation of the transmitter prior to adding the filter to the measurement chain.
7. Only the worst case emission was recorded, if it complies with the limit, the other emissions deemed to comply with the limit.

This report shall not be reproduced except in full, without the written approval of UL-CCIC COMPANY LIMITED.

Test Mode	Channel	Polarization	Verdict
11AC20	5500	Vertical	PASS

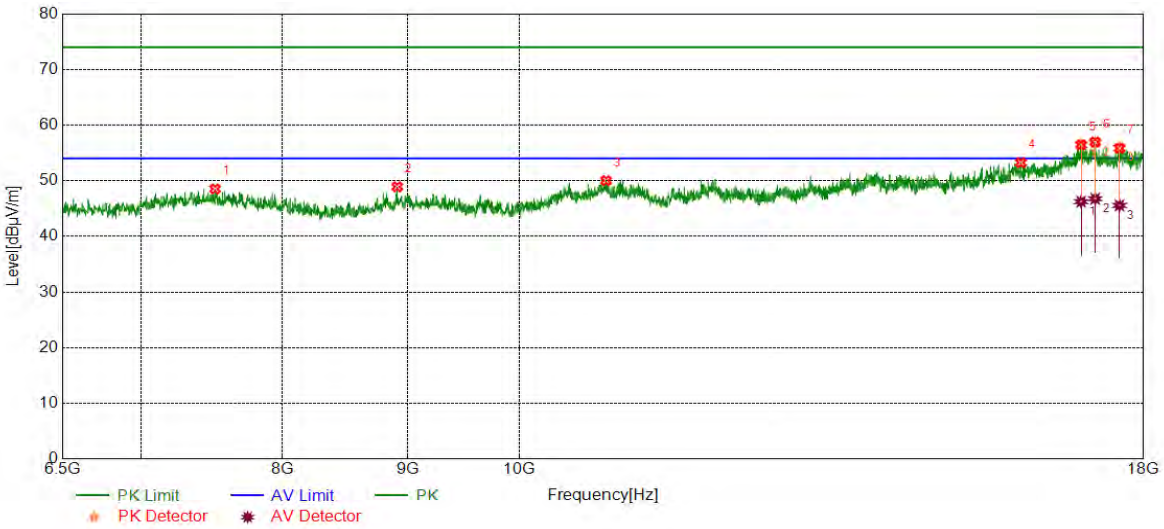

No.	Frequency (MHz)	Reading Level (dBuV/m)	Correct Factor (dB)	Result (dBuV/m)	Limit (dBuV/m)	Margin (dB)	Remark
1	7506.4177	39.09	9.45	48.54	74.00	-25.46	peak
2	8911.5686	39.60	9.32	48.92	74.00	-25.08	peak
3	10849.6416	37.44	12.58	50.02	74.00	-23.98	peak
4	16035.0892	37.20	16.05	53.25	74.00	-20.75	peak
5	16970.5784	35.89	20.57	56.46	74.00	-17.54	peak
		25.67	20.57	46.24	54.00	-7.76	average
6	17196.7828	37.31	19.65	56.96	74.00	-17.04	peak
		27.12	19.65	46.77	54.00	-7.23	average
7	17595.5159	37.25	18.59	55.84	74.00	-18.16	peak
		26.98	18.59	45.57	54.00	-8.43	average

Remark: 1. Measurement = Reading Level + Correct Factor.
2. If Peak Result complies with AV limit, AV Result is deemed to comply with AV limit.
3. Test setup: RBW: 1 MHz, VBW: 3 MHz, Sweep time: auto.
4. Peak: Peak detector.
5. AVG: VBW refer to section 6.2.
6. For above 6.5GHz part, filter losses were only considered in the spurious frequency bands and the authorized band were not corrected for HPF losses. The proper operation of the transmitter prior to adding the filter to the measurement chain.
7. Only the worst case emission was recorded, if it complies with the limit, the other emissions deemed to comply with the limit.

This report shall not be reproduced except in full, without the written approval of UL-CCIC COMPANY LIMITED.

Test Mode	Channel	Polarization	Verdict
11AC20	5580	Horizontal	PASS

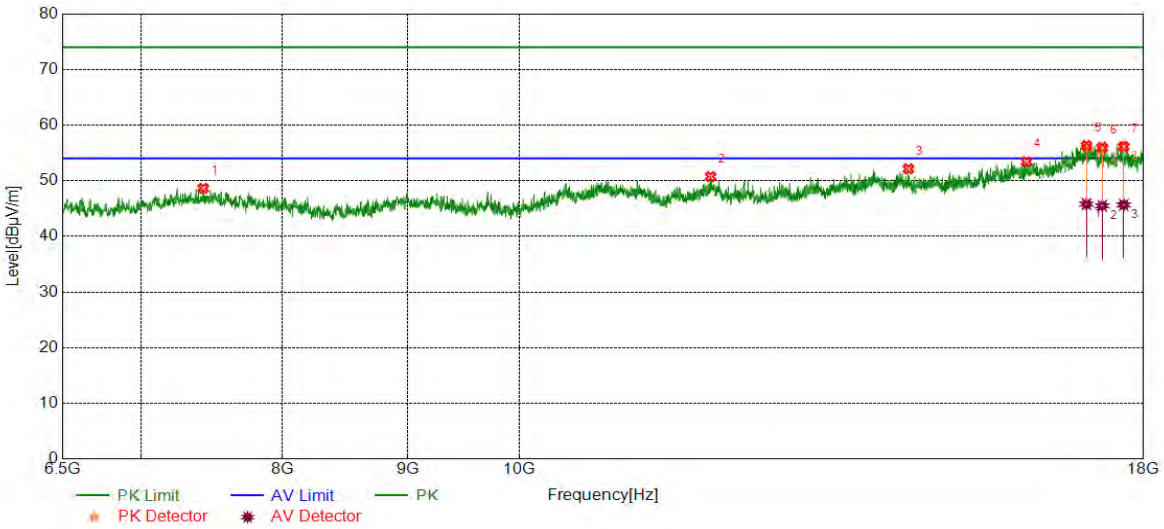

No.	Frequency (MHz)	Reading Level (dBuV/m)	Correct Factor (dB)	Result (dBuV/m)	Limit (dBuV/m)	Margin (dB)	Remark
1	7423.9873	39.20	9.43	48.63	74.00	-25.37	peak
2	11971.0785	37.47	13.27	50.74	74.00	-23.26	peak
3	14422.9038	37.78	14.35	52.13	74.00	-21.87	peak
4	16119.4366	37.03	16.38	53.41	74.00	-20.59	peak
5	17056.8428	36.14	20.15	56.29	74.00	-17.71	peak
		25.65	20.15	45.80	54.00	-8.20	average
6	17311.8020	37.40	18.59	55.99	74.00	-18.01	peak
		26.91	18.59	45.50	54.00	-8.50	average
7	17664.5274	37.19	18.92	56.11	74.00	-17.89	peak
		26.74	18.92	45.66	54.00	-8.34	average

Remark: 1. Measurement = Reading Level + Correct Factor.
2. If Peak Result complies with AV limit, AV Result is deemed to comply with AV limit.
3. Test setup: RBW: 1 MHz, VBW: 3 MHz, Sweep time: auto.
4. Peak: Peak detector.
5. AVG: VBW refer to section 6.2.
6. For above 6.5GHz part, filter losses were only considered in the spurious frequency bands and the authorized band were not corrected for HPF losses. The proper operation of the transmitter prior to adding the filter to the measurement chain.
7. Only the worst case emission was recorded, if it complies with the limit, the other emissions deemed to comply with the limit.

This report shall not be reproduced except in full, without the written approval of UL-CCIC COMPANY LIMITED.

Test Mode	Channel	Polarization	Verdict
11AC20	5580	Vertical	PASS

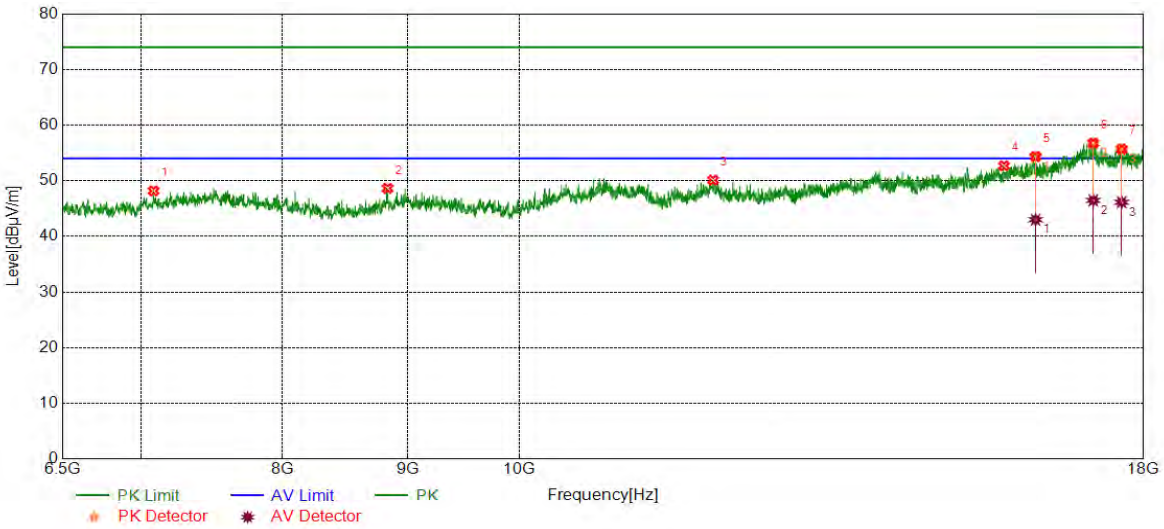

No.	Frequency (MHz)	Reading Level (dBuV/m)	Correct Factor (dB)	Result (dBuV/m)	Limit (dBuV/m)	Margin (dB)	Remark
1	7084.6808	38.57	9.61	48.18	74.00	-25.82	peak
2	8831.0552	39.59	9.05	48.64	74.00	-25.36	peak
3	11999.8333	36.69	13.43	50.12	74.00	-23.88	peak
4	15782.0470	36.82	15.87	52.69	74.00	-21.31	peak
5	16257.4596	37.56	16.79	54.35	74.00	-19.65	peak
		26.21	16.79	43.00	54.00	-11.00	average
6	17166.1110	37.12	19.64	56.76	74.00	-17.24	peak
		26.83	19.64	46.47	54.00	-7.53	average
7	17631.9387	36.75	18.94	55.69	74.00	-18.31	peak
		27.19	18.94	46.13	54.00	-7.87	average

Remark: 1. Measurement = Reading Level + Correct Factor.
2. If Peak Result complies with AV limit, AV Result is deemed to comply with AV limit.
3. Test setup: RBW: 1 MHz, VBW: 3 MHz, Sweep time: auto.
4. Peak: Peak detector.
5. AVG: VBW refer to section 6.2.
6. For above 6.5GHz part, filter losses were only considered in the spurious frequency bands and the authorized band were not corrected for HPF losses. The proper operation of the transmitter prior to adding the filter to the measurement chain.
7. Only the worst case emission was recorded, if it complies with the limit, the other emissions deemed to comply with the limit.

This report shall not be reproduced except in full, without the written approval of UL-CCIC COMPANY LIMITED.

Test Mode	Channel	Polarization	Verdict
11AC20	5720	Horizontal	PASS

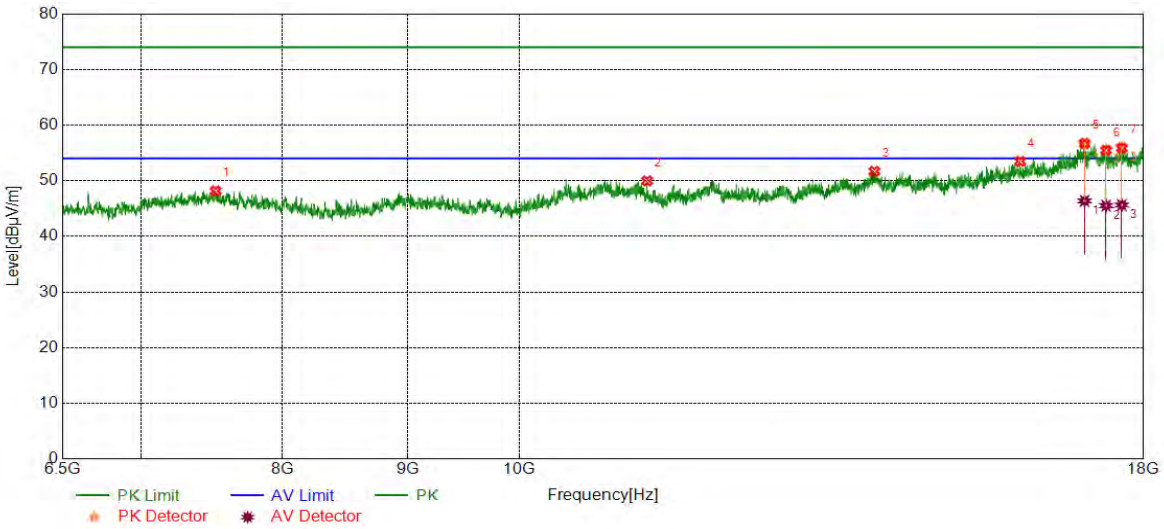

No.	Frequency (MHz)	Reading Level (dBuV/m)	Correct Factor (dB)	Result (dBuV/m)	Limit (dBuV/m)	Margin (dB)	Remark
1	7510.2517	38.71	9.47	48.18	74.00	-25.82	peak
2	11277.1295	37.98	12.00	49.98	74.00	-24.02	peak
3	13968.5781	37.08	14.62	51.70	74.00	-22.30	peak
4	16023.5873	37.59	15.89	53.48	74.00	-20.52	peak
5	17026.1710	37.24	19.48	56.72	74.00	-17.28	peak
		26.90	19.48	46.38	54.00	-7.62	average
6	17375.0625	36.42	19.04	55.46	74.00	-18.54	peak
		26.48	19.04	45.52	54.00	-8.48	average
7	17633.8556	37.02	18.85	55.87	74.00	-18.13	peak
		26.78	18.85	45.63	54.00	-8.37	average

Remark: 1. Measurement = Reading Level + Correct Factor.
2. If Peak Result complies with AV limit, AV Result is deemed to comply with AV limit.
3. Test setup: RBW: 1 MHz, VBW: 3 MHz, Sweep time: auto.
4. Peak: Peak detector.
5. AVG: VBW refer to section 6.2.
6. For above 6.5GHz part, filter losses were only considered in the spurious frequency bands and the authorized band were not corrected for HPF losses. The proper operation of the transmitter prior to adding the filter to the measurement chain.
7. Only the worst case emission was recorded, if it complies with the limit, the other emissions deemed to comply with the limit.

This report shall not be reproduced except in full, without the written approval of UL-CCIC COMPANY LIMITED.

Test Mode	Channel	Polarization	Verdict
11AC20	5720	Vertical	PASS

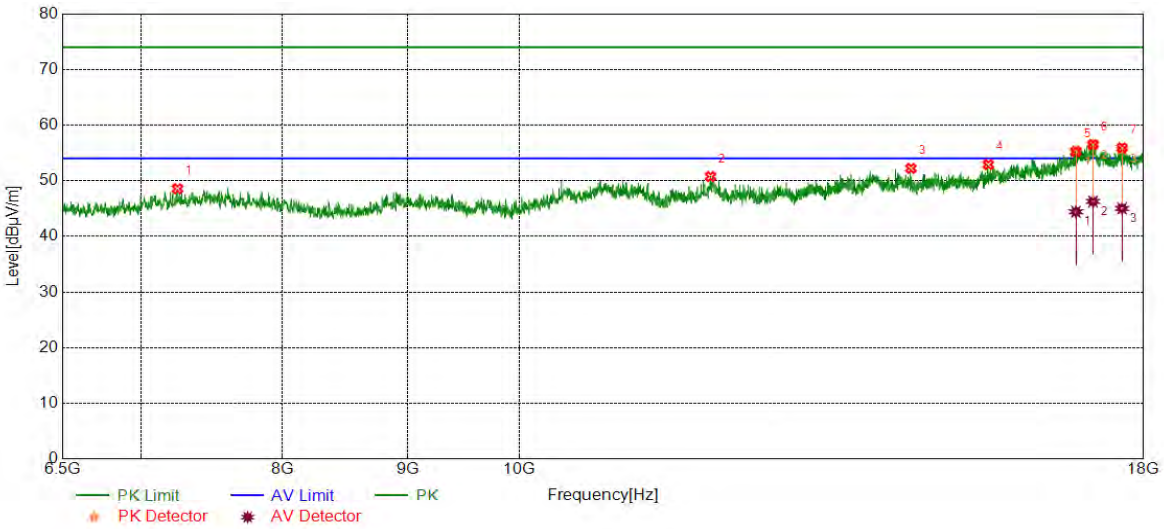

No.	Frequency	Reading Level	Correct Factor	Result	Limit	Margin	Remark
	(MHz)	(dBuV/m)	(dB)	(dBuV/m)	(dBuV/m)	(dB)	
1	7245.7076	38.84	9.73	48.57	74.00	-25.43	peak
2	11971.0785	37.48	13.27	50.75	74.00	-23.25	peak
3	14457.4096	37.94	14.28	52.22	74.00	-21.78	peak
4	15550.0917	38.27	14.63	52.90	74.00	-21.10	peak
5	16888.1480	37.16	18.13	55.29	74.00	-18.71	peak
		26.29	18.13	44.42	54.00	-9.58	average
6	17162.2770	36.68	19.84	56.52	74.00	-17.48	peak
		26.45	19.84	46.29	54.00	-7.71	average
7	17637.6896	37.24	18.67	55.91	74.00	-18.09	peak
		26.36	18.67	45.03	54.00	-8.97	average

Remark: 1. Measurement = Reading Level + Correct Factor.
2. If Peak Result complies with AV limit, AV Result is deemed to comply with AV limit.
3. Test setup: RBW: 1 MHz, VBW: 3 MHz, Sweep time: auto.
4. Peak: Peak detector.
5. AVG: VBW refer to section 6.2.
6. For above 6.5GHz part, filter losses were only considered in the spurious frequency bands and the authorized band were not corrected for HPF losses. The proper operation of the transmitter prior to adding the filter to the measurement chain.
7. Only the worst case emission was recorded, if it complies with the limit, the other emissions deemed to comply with the limit.

This report shall not be reproduced except in full, without the written approval of UL-CCIC COMPANY LIMITED.

Test Mode	Channel	Polarization	Verdict
11AC20	5745	Horizontal	PASS

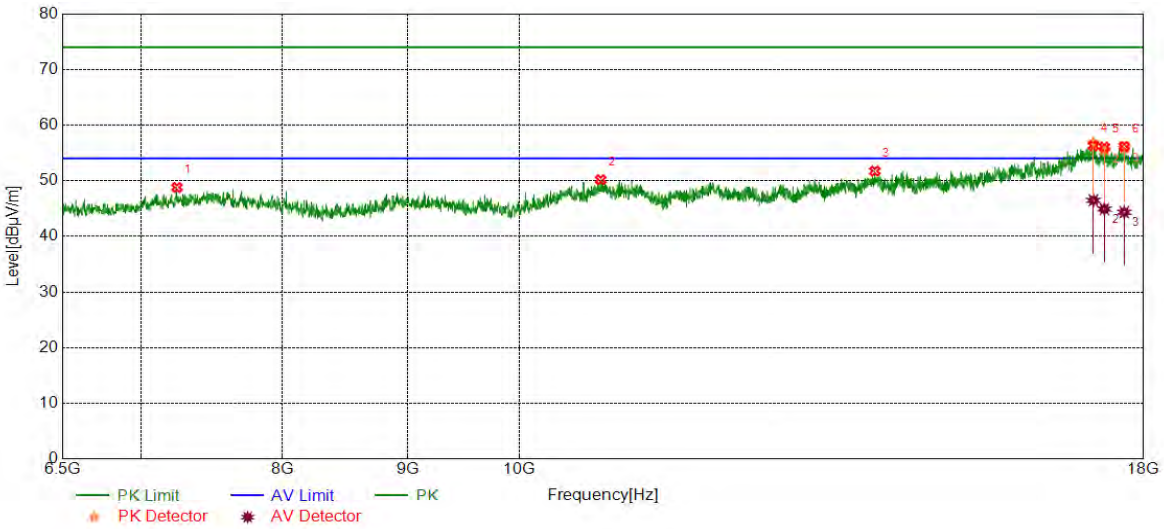

No.	Frequency (MHz)	Reading Level (dBuV/m)	Correct Factor (dB)	Result (dBuV/m)	Limit (dBuV/m)	Margin (dB)	Remark
1	7241.8736	38.94	9.85	48.79	74.00	-25.21	peak
2	10794.0490	37.67	12.51	50.18	74.00	-23.82	peak
3	13974.3291	37.12	14.62	51.74	74.00	-22.26	peak
4	17168.0280	36.76	19.54	56.30	74.00	-17.70	peak
5	17168.0280	37.22	19.54	56.76	74.00	-17.24	peak
		26.94	19.54	46.48	54.00	-7.52	average
6	17346.3077	36.95	18.65	55.60	74.00	-18.40	peak
		26.26	18.65	44.91	54.00	-9.09	average
7	17674.1124	36.85	19.00	55.85	74.00	-18.15	peak
		25.34	19.00	44.34	54.00	-9.66	average

Remark: 1. Measurement = Reading Level + Correct Factor.
2. If Peak Result complies with AV limit, AV Result is deemed to comply with AV limit.
3. Test setup: RBW: 1 MHz, VBW: 3 MHz, Sweep time: auto.
4. Peak: Peak detector.
5. AVG: VBW refer to section 6.2.
6. For above 6.5GHz part, filter losses were only considered in the spurious frequency bands and the authorized band were not corrected for HPF losses. The proper operation of the transmitter prior to adding the filter to the measurement chain.
7. Only the worst case emission was recorded, if it complies with the limit, the other emissions deemed to comply with the limit.

This report shall not be reproduced except in full, without the written approval of UL-CCIC COMPANY LIMITED.

Test Mode	Channel	Polarization	Verdict
11AC20	5745	Vertical	PASS

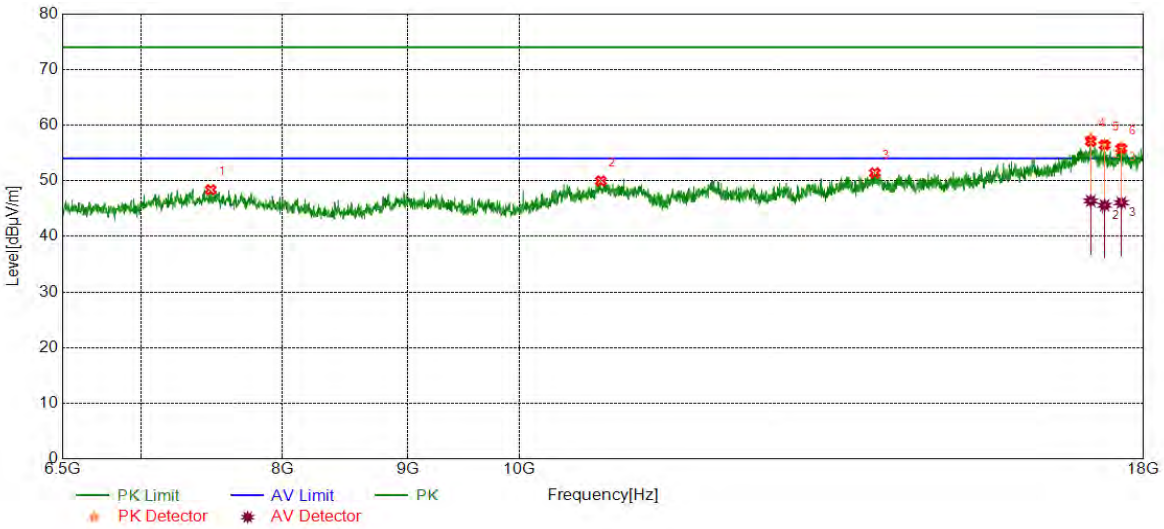

No.	Frequency (MHz)	Reading Level (dBuV/m)	Correct Factor (dB)	Result (dBuV/m)	Limit (dBuV/m)	Margin (dB)	Remark
1	7475.7460	38.56	9.82	48.38	74.00	-25.62	peak
2	10795.9660	37.49	12.49	49.98	74.00	-24.02	peak
3	13974.3291	36.79	14.62	51.41	74.00	-22.59	peak
4	17125.8543	37.89	19.17	57.06	74.00	-16.94	peak
5	17125.8543	38.39	19.17	57.56	74.00	-16.44	peak
		27.20	19.17	46.37	54.00	-7.63	average
6	17350.1417	37.52	18.98	56.50	74.00	-17.50	peak
		26.61	18.98	45.59	54.00	-8.41	average
7	17626.1877	37.22	18.76	55.98	74.00	-18.02	peak
		27.30	18.76	46.06	54.00	-7.94	average

Remark: 1. Measurement = Reading Level + Correct Factor.
2. If Peak Result complies with AV limit, AV Result is deemed to comply with AV limit.
3. Test setup: RBW: 1 MHz, VBW: 3 MHz, Sweep time: auto.
4. Peak: Peak detector.
5. AVG: VBW refer to section 6.2.
6. For above 6.5GHz part, filter losses were only considered in the spurious frequency bands and the authorized band were not corrected for HPF losses. The proper operation of the transmitter prior to adding the filter to the measurement chain.
7. Only the worst case emission was recorded, if it complies with the limit, the other emissions deemed to comply with the limit.

This report shall not be reproduced except in full, without the written approval of UL-CCIC COMPANY LIMITED.

Test Mode	Channel	Polarization	Verdict
11AC20	5785	Horizontal	PASS

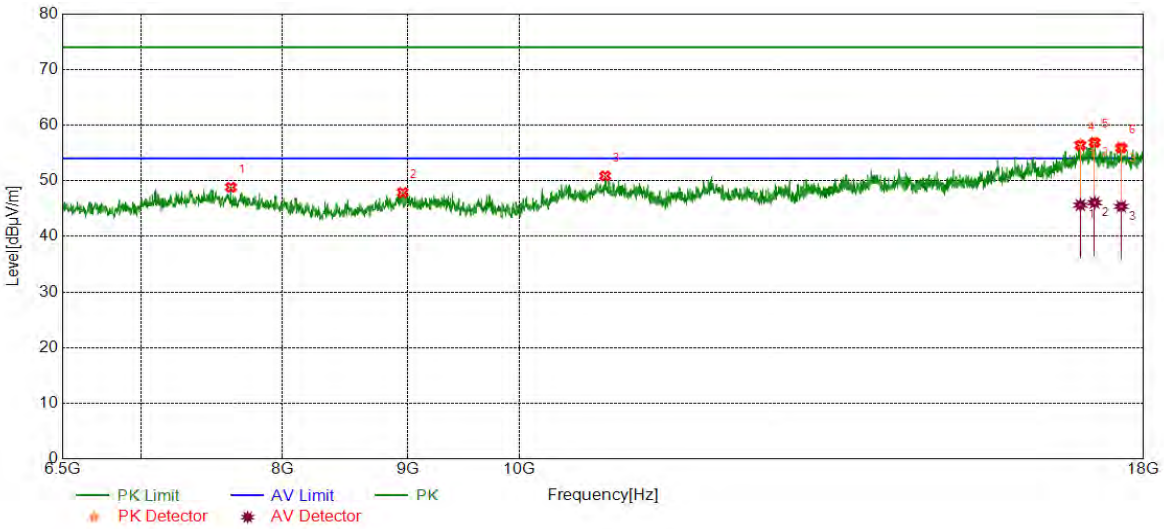

No.	Frequency (MHz)	Reading Level (dBuV/m)	Correct Factor (dB)	Result (dBuV/m)	Limit (dBuV/m)	Margin (dB)	Remark
1	7619.5199	39.63	9.19	48.82	74.00	-25.18	peak
2	8957.5763	38.36	9.52	47.88	74.00	-26.12	peak
3	10840.0567	38.15	12.71	50.86	74.00	-23.14	peak
4	16959.0765	36.77	19.59	56.36	74.00	-17.64	peak
5	16959.0765	36.99	19.59	56.58	74.00	-17.42	peak
		26.03	19.59	45.62	54.00	-8.38	average
6	17187.1979	37.66	19.20	56.86	74.00	-17.14	peak
		26.86	19.20	46.06	54.00	-7.94	average
7	17624.2707	37.23	18.62	55.85	74.00	-18.15	peak
		26.76	18.62	45.38	54.00	-8.62	average

Remark: 1. Measurement = Reading Level + Correct Factor.
2. If Peak Result complies with AV limit, AV Result is deemed to comply with AV limit.
3. Test setup: RBW: 1 MHz, VBW: 3 MHz, Sweep time: auto.
4. Peak: Peak detector.
5. AVG: VBW refer to section 6.2.
6. For above 6.5GHz part, filter losses were only considered in the spurious frequency bands and the authorized band were not corrected for HPF losses. The proper operation of the transmitter prior to adding the filter to the measurement chain.
7. Only the worst case emission was recorded, if it complies with the limit, the other emissions deemed to comply with the limit.

This report shall not be reproduced except in full, without the written approval of UL-CCIC COMPANY LIMITED.

Test Mode	Channel	Polarization	Verdict
11AC20	5785	Vertical	PASS

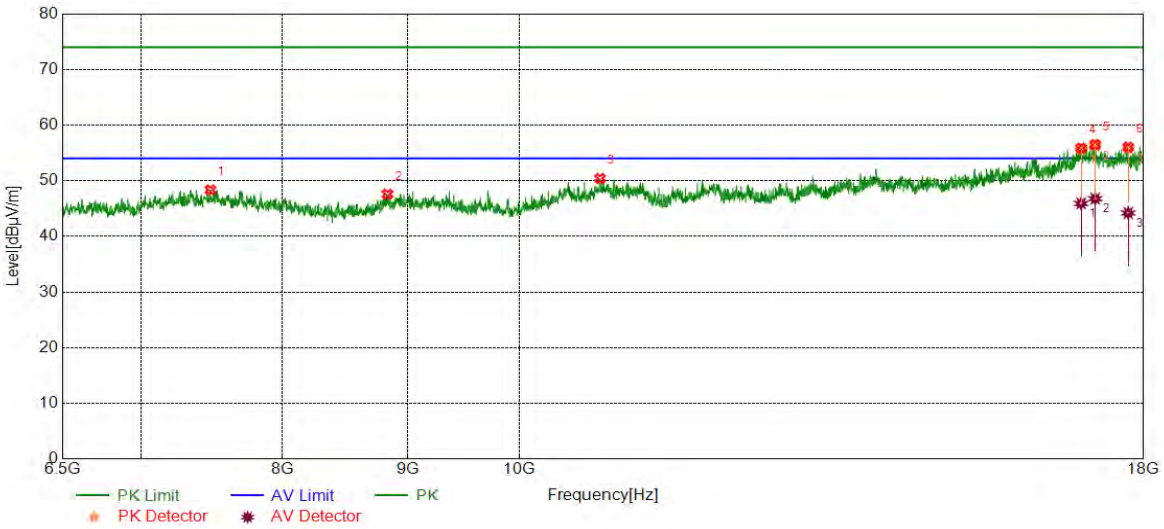

No.	Frequency (MHz)	Reading Level (dBuV/m)	Correct Factor (dB)	Result (dBuV/m)	Limit (dBuV/m)	Margin (dB)	Remark
1	7473.8290	38.56	9.78	48.34	74.00	-25.66	peak
2	8831.0552	38.54	9.05	47.59	74.00	-26.41	peak
3	10788.2981	37.86	12.56	50.42	74.00	-23.58	peak
4	16970.5784	35.32	20.57	55.89	74.00	-18.11	peak
5	16970.5784	34.99	20.57	55.56	74.00	-18.44	peak
		25.34	20.57	45.91	54.00	-8.09	average
6	17196.7828	36.62	19.65	56.27	74.00	-17.73	peak
		27.13	19.65	46.78	54.00	-7.22	average
7	17741.2069	36.72	19.03	55.75	74.00	-18.25	peak
		25.17	19.03	44.20	54.00	-9.80	average

Remark: 1. Measurement = Reading Level + Correct Factor.
2. If Peak Result complies with AV limit, AV Result is deemed to comply with AV limit.
3. Test setup: RBW: 1 MHz, VBW: 3 MHz, Sweep time: auto.
4. Peak: Peak detector.
5. AVG: VBW refer to section 6.2.
6. For above 6.5GHz part, filter losses were only considered in the spurious frequency bands and the authorized band were not corrected for HPF losses. The proper operation of the transmitter prior to adding the filter to the measurement chain.
7. Only the worst case emission was recorded, if it complies with the limit, the other emissions deemed to comply with the limit.

This report shall not be reproduced except in full, without the written approval of UL-CCIC COMPANY LIMITED.

Test Mode	Channel	Polarization	Verdict
11AC20	5825	Horizontal	PASS

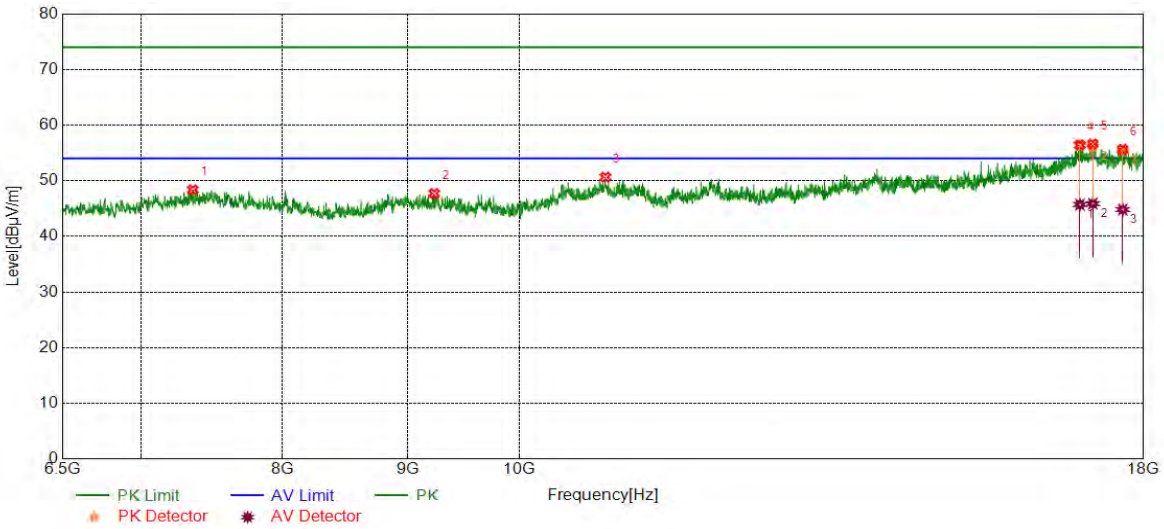

No.	Frequency (MHz)	Reading Level (dBuV/m)	Correct Factor (dB)	Result (dBuV/m)	Limit (dBuV/m)	Margin (dB)	Remark
1	7351.1419	38.82	9.54	48.36	74.00	-25.64	peak
2	9227.8713	38.45	9.25	47.70	74.00	-26.30	peak
3	10841.9737	37.96	12.68	50.64	74.00	-23.36	peak
4	16951.4086	36.92	19.48	56.40	74.00	-17.60	peak
5	16951.4086	36.93	19.48	56.41	74.00	-17.59	peak
		26.24	19.48	45.72	54.00	-8.28	average
6	17158.4431	36.33	19.87	56.20	74.00	-17.80	peak
		26.02	19.87	45.89	54.00	-8.11	average
7	17649.1915	36.92	18.41	55.33	74.00	-18.67	peak
		26.41	18.41	44.82	54.00	-9.18	average

Remark: 1. Measurement = Reading Level + Correct Factor.
2. If Peak Result complies with AV limit, AV Result is deemed to comply with AV limit.
3. Test setup: RBW: 1 MHz, VBW: 3 MHz, Sweep time: auto.
4. Peak: Peak detector.
5. AVG: VBW refer to section 6.2.
6. For above 6.5GHz part, filter losses were only considered in the spurious frequency bands and the authorized band were not corrected for HPF losses. The proper operation of the transmitter prior to adding the filter to the measurement chain.
7. Only the worst case emission was recorded, if it complies with the limit, the other emissions deemed to comply with the limit.

This report shall not be reproduced except in full, without the written approval of UL-CCIC COMPANY LIMITED.

Test Mode	Channel	Polarization	Verdict
11AC20	5825	Vertical	PASS

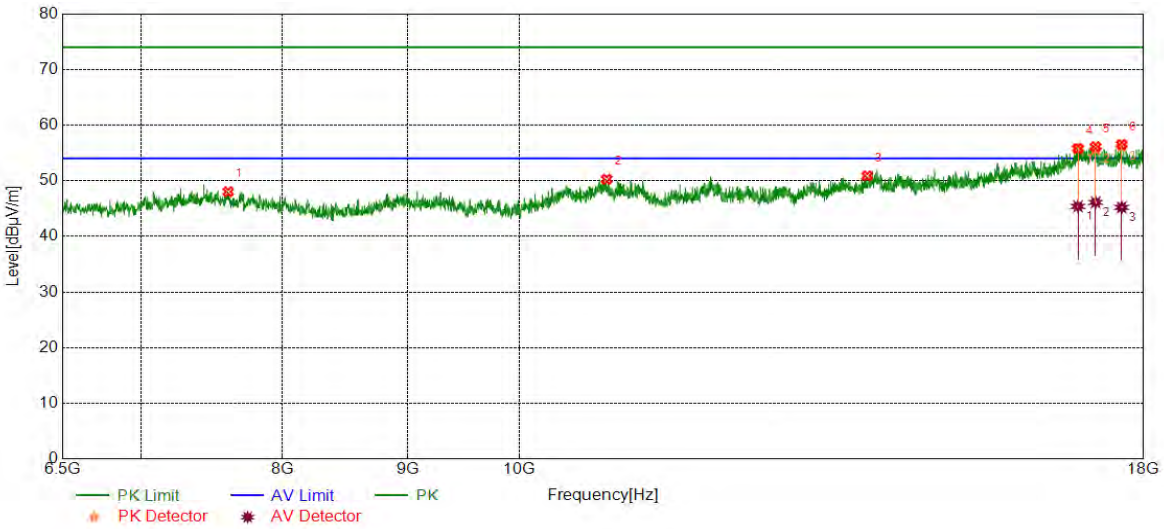

No.	Frequency	Reading Level	Correct Factor	Result	Limit	Margin	Remark
	(MHz)	(dBuV/m)	(dB)	(dBuV/m)	(dBuV/m)	(dB)	
1	7600.3501	38.38	9.65	48.03	74.00	-25.97	peak
2	10855.3926	37.53	12.74	50.27	74.00	-23.73	peak
3	13874.6458	36.58	14.28	50.86	74.00	-23.14	peak
4	16920.7368	36.57	19.23	55.80	74.00	-18.20	peak
5	16920.7368	36.50	19.23	55.73	74.00	-18.27	peak
		26.17	19.23	45.40	54.00	-8.60	average
6	17204.4507	36.14	19.48	55.62	74.00	-18.38	peak
		26.63	19.48	46.11	54.00	-7.89	average
7	17631.9387	37.20	18.94	56.14	74.00	-17.86	peak
		26.28	18.94	45.22	54.00	-8.78	average

Remark: 1. Measurement = Reading Level + Correct Factor.
2. If Peak Result complies with AV limit, AV Result is deemed to comply with AV limit.
3. Test setup: RBW: 1 MHz, VBW: 3 MHz, Sweep time: auto.
4. Peak: Peak detector.
5. AVG: VBW refer to section 6.2.
6. For above 6.5GHz part, filter losses were only considered in the spurious frequency bands and the authorized band were not corrected for HPF losses. The proper operation of the transmitter prior to adding the filter to the measurement chain.
7. Only the worst case emission was recorded, if it complies with the limit, the other emissions deemed to comply with the limit.

This report shall not be reproduced except in full, without the written approval of UL-CCIC COMPANY LIMITED.