Test Laboratory: HCT

Company : Smart Networks Limited
Mode : GSM1900 / Channel : 512
Liquid Temperature : 22.4 ℃ / Ambient Temperature : 22.8 ℃
Date Tested : June 09, 2006

DUT: SP-115C; Type: Bar; Serial: #1

Communication System: GSM 1900; Frequency: 1850.2 MHz;Duty Cycle: 1:8.3
Medium parameters used (interpolated): f = 1850.2 MHz; σ = 1.41 mho/m; ε_r = 38.5; ρ = 1000 kg/m^3
Phantom section: Left Section ;Measurement SW: DASY4, V4.6 Build 23

DASY4 Configuration:
- Probe: ET3DV6 - SN1609; ConvF(5.16, 5.16, 5.16); Calibrated: 2006-03-23
- Sensor-Surface: 4mm (Mechanical Surface Detection)
- Electronics: DAE4 Sn447; Calibrated: 2005-11-30
- Phantom: SAM 1800/1900 MHz; Type: SAM

Left touch 512/Area Scan (51x81x1): Measurement grid: dx=15mm, dy=15mm

Info: Interpolated medium parameters used for SAR evaluation.
Maximum value of SAR (interpolated) = 0.467 mW/g

Left touch 512/Zoom Scan (5x5x7)/Cube 0: Measurement grid: dx=8mm, dy=8mm, dz=5mm
Reference Value = 16.5 V/m; Power Drift = 0.001 dB
Peak SAR (extrapolated) = 0.610 W/kg
SAR(1 g) = 0.396 mW/g; SAR(10 g) = 0.229 mW/g

Info: Interpolated medium parameters used for SAR evaluation.
Maximum value of SAR (measured) = 0.433 mW/g

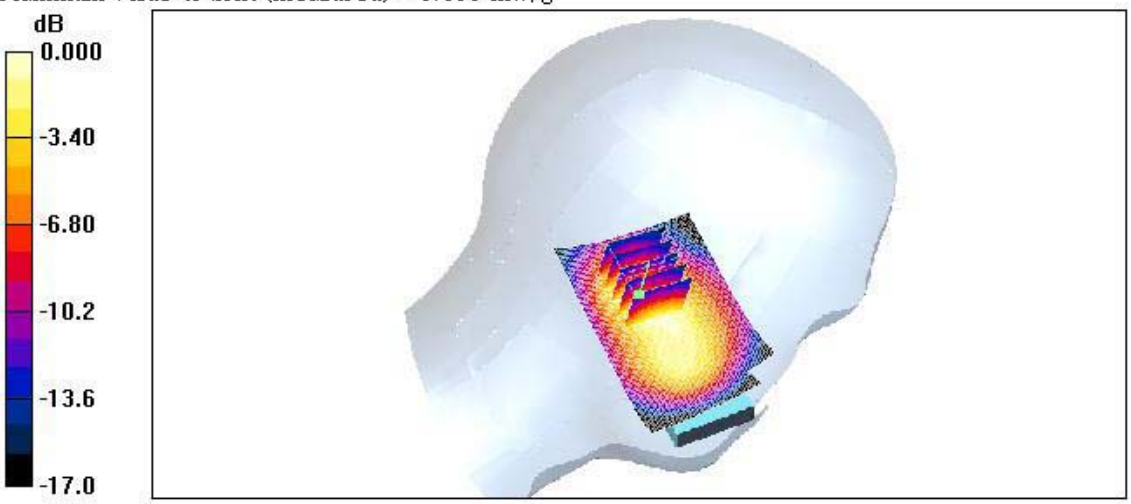

0 dB = 0.433mW/g

Test Laboratory: HCT

Company : Smart Networks Limited
Mode : GSM1900 / Channel : 661
Liquid Temperature : 22.4 ℃ / Ambient Temperature : 22.8 ℃
Date Tested : June 09, 2006

DUT: SP-115C; Type: Bar; Serial: #1

Communication System: GSM 1900; Frequency: 1850.2 MHzFrequency: 1880 MHz;Duty Cycle: 1:8.3
Medium parameters used (interpolated): f = 1850.2 MHz; σ = 1.41 mho/m; ε_r = 38.5; ρ = 1000 kg/m^3 Medium parameters used: f = 1880 MHz; σ = 1.44 mho/m; ε_r = 38.3; ρ = 1000 kg/m^3
Phantom section: Left Section ;Measurement SW: DASY4, V4.6 Build 23

DASY4 Configuration:
- Probe: ET3DV6 - SN1609; ConvF(5.16, 5.16, 5.16); Calibrated: 2006-03-23
- Sensor-Surface: 4mm (Mechanical Surface Detection)
- Electronics: DAE4 Sn447; Calibrated: 2005-11-30
- Phantom: SAM 1800/1900 MHz; Type: SAM

Left touch 512/Area Scan (51x81x1): Measurement grid: dx=15mm, dy=15mm

Info: Interpolated medium parameters used for SAR evaluation.
Maximum value of SAR (interpolated) = 0.467 mW/g

Left touch 661/Area Scan (51x81x1): Measurement grid: dx=15mm, dy=15mm
Maximum value of SAR (interpolated) = 0.416 mW/g

Left touch 661/Zoom Scan (5x5x7)/Cube 0: Measurement grid: dx=8mm, dy=8mm, dz=5mm
Reference Value = 15.6 V/m; Power Drift = 0.071 dB
Peak SAR (extrapolated) = 0.566 W/kg
SAR(1 g) = 0.361 mW/g; SAR(10 g) = 0.207 mW/g
Maximum value of SAR (measured) = 0.393 mW/g

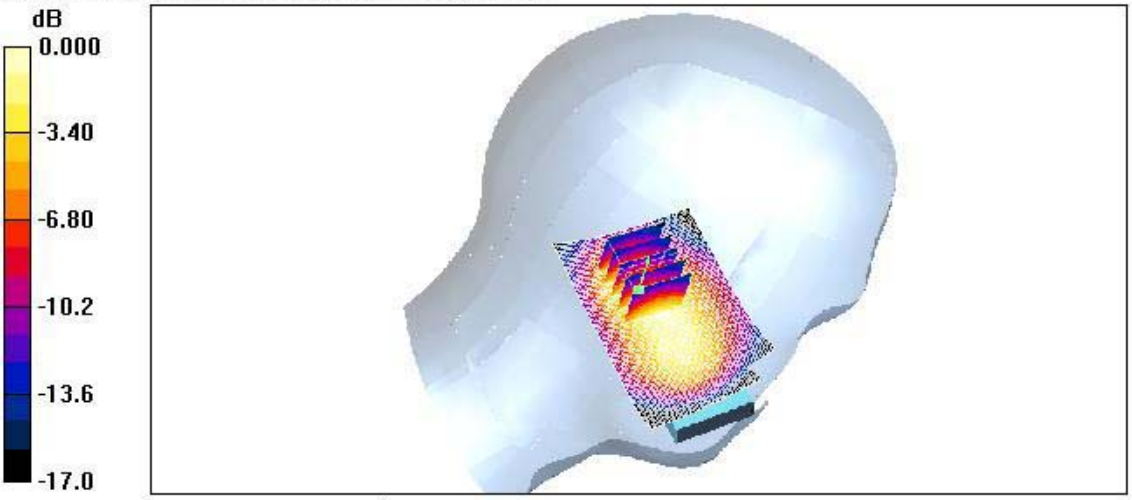

0 dB = 0.393mW/g

Test Laboratory: HCT

Company : Smart Networks Limited
Mode : GSM1900 / Channel : 810
Liquid Temperature : 22.4 ℃ / Ambient Temperature : 22.8 ℃
Date Tested : June 09, 2006

DUT: SP-115C; Type: Bar; Serial: #1

Communication System: GSM 1900; Frequency: 1909.8 MHz;Duty Cycle: 1:8.3
Medium parameters used: f = 1910 MHz; σ = 1.47 mho/m; ε_r = 38.2; ρ = 1000 kg/m^3
Phantom section: Left Section ;Measurement SW: DASY4, V4.6 Build 23

DASY4 Configuration:
- Probe: ET3DV6 - SN1609; ConvF(5.16, 5.16, 5.16); Calibrated: 2006-03-23
- Sensor-Surface: 4mm (Mechanical Surface Detection)
- Electronics: DAE4 Sn447; Calibrated: 2005-11-30
- Phantom: SAM 1800/1900 MHz; Type: SAM

Left touch 810/Area Scan (51x81x1): Measurement grid: dx=15mm, dy=15mm
Maximum value of SAR (interpolated) = 0.399 mW/g

Left touch 810/Zoom Scan (5x5x7)/Cube 0: Measurement grid: dx=8mm, dy=8mm, dz=5mm
Reference Value = 15.3 V/m; Power Drift = -0.003 dB
Peak SAR (extrapolated) = 0.530 W/kg
SAR(1 g) = 0.338 mW/g; SAR(10 g) = 0.194 mW/g
Maximum value of SAR (measured) = 0.372 mW/g

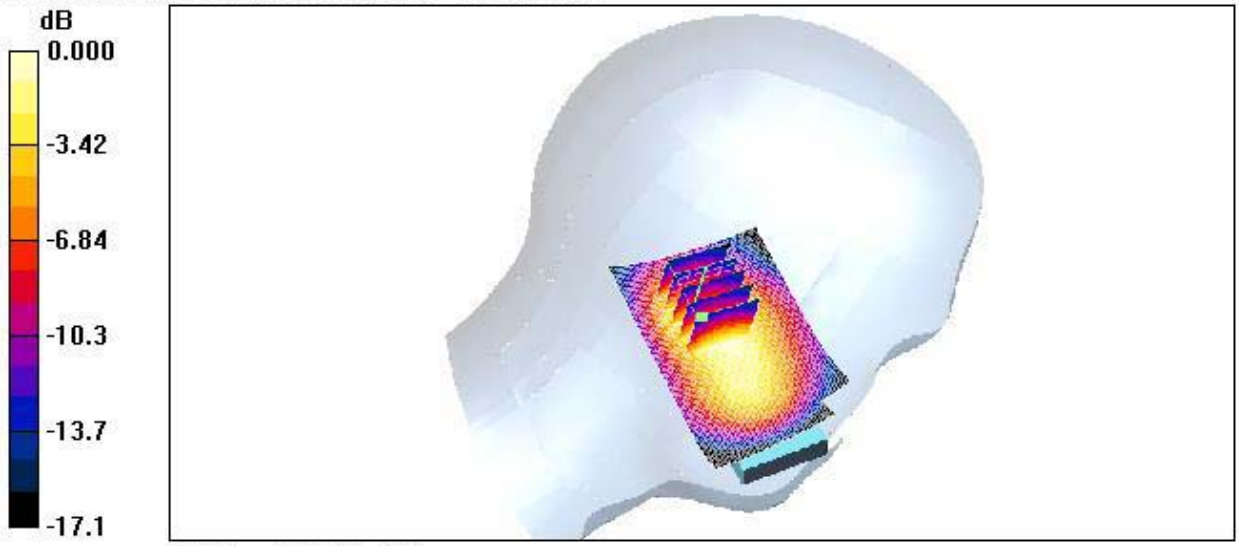

0 dB = 0.372mW/g

Test Laboratory: HCT

Company : Smart Networks Limited
Mode : GSM1900 / Channel : 512
Liquid Temperature : 22.4 ℃ / Ambient Temperature : 22.8 ℃
Date Tested : June 09, 2006

DUT: SP-115C; Type: Bar; Serial: #1

Communication System: GSM 1900; Frequency: 1850.2 MHz;Duty Cycle: 1:8.3
Medium parameters used (interpolated): f = 1850.2 MHz; σ = 1.41 mho/m; ε_r = 38.5; ρ = 1000 kg/m^3
Phantom section: Right Section ;Measurement SW: DASY4, V4.6 Build 23

DASY4 Configuration:
- Probe: ET3DV6 - SN1609; ConvF(5.16, 5.16, 5.16); Calibrated: 2006-03-23
- Sensor-Surface: 4mm (Mechanical Surface Detection)
- Electronics: DAE4 Sn447; Calibrated: 2005-11-30
- Phantom: SAM 1800/1900 MHz; Type: SAM

Right touch 512/Area Scan (51x81x1): Measurement grid: dx=15mm, dy=15mm

Info: Interpolated medium parameters used for SAR evaluation.
Maximum value of SAR (interpolated) = 0.488 mW/g

Right touch 512/Zoom Scan (5x5x7)/Cube 0: Measurement grid: dx=8mm, dy=8mm, dz=5mm
Reference Value = 17.2 V/m; Power Drift = 0.035 dB
Peak SAR (extrapolated) = 0.684 W/kg
SAR(1 g) = 0.428 mW/g; SAR(10 g) = 0.232 mW/g

Info: Interpolated medium parameters used for SAR evaluation.
Maximum value of SAR (measured) = 0.478 mW/g



0 dB = 0.478mW/g

Test Laboratory: HCT

Company : Smart Networks Limited
Mode : GSM1900 / Channel : 661
Liquid Temperature : 22.4 ℃ / Ambient Temperature : 22.8 ℃
Date Tested : June 09, 2006

DUT: SP-115C; Type: Bar; Serial: #1

Communication System: GSM 1900; Frequency: 1880 MHz;Duty Cycle: 1:8.3
Medium parameters used: f = 1880 MHz; σ = 1.44 mho/m; ε_r = 38.3; ρ = 1000 kg/m^3
Phantom section: Right Section ;Measurement SW: DASY4, V4.6 Build 23

DASY4 Configuration:
- Probe: ET3DV6 - SN1609; ConvF(5.16, 5.16, 5.16); Calibrated: 2006-03-23
- Sensor-Surface: 4mm (Mechanical Surface Detection)
- Electronics: DAE4 Sn447; Calibrated: 2005-11-30
- Phantom: SAM 1800/1900 MHz; Type: SAM

Right touch 661/Area Scan (51x81x1): Measurement grid: dx=15mm, dy=15mm
Maximum value of SAR (interpolated) = 0.444 mW/g

Right touch 661/Zoom Scan (5x5x7)/Cube 0: Measurement grid: dx=8mm, dy=8mm, dz=5mm
Reference Value = 16.3 V/m; Power Drift = 0.018 dB
Peak SAR (extrapolated) = 0.622 W/kg
SAR(1 g) = 0.385 mW/g; SAR(10 g) = 0.209 mW/g
Maximum value of SAR (measured) = 0.425 mW/g



0 dB = 0.425mW/g

Test Laboratory: HCT

Company : Smart Networks Limited
Mode : GSM1900 / Channel : 810
Liquid Temperature : 22.4 ℃ / Ambient Temperature : 22.8 ℃
Date Tested : June 09, 2006

DUT: SP-115C; Type: Bar; Serial: #1

Communication System: GSM 1900; Frequency: 1909.8 MHz;Duty Cycle: 1:8.3
Medium parameters used: f = 1910 MHz; σ = 1.47 mho/m; ε_r = 38.2; ρ = 1000 kg/m^3
Phantom section: Right Section ;Measurement SW: DASY4, V4.6 Build 23

DASY4 Configuration:
- Probe: ET3DV6 - SN1609; ConvF(5.16, 5.16, 5.16); Calibrated: 2006-03-23
- Sensor-Surface: 4mm (Mechanical Surface Detection)
- Electronics: DAE4 Sn447; Calibrated: 2005-11-30
- Phantom: SAM 1800/1900 MHz; Type: SAM

Right touch 810/Area Scan (51x81x1): Measurement grid: dx=15mm, dy=15mm
Maximum value of SAR (interpolated) = 0.416 mW/g

Right touch 810/Zoom Scan (5x5x7)/Cube 0: Measurement grid: dx=8mm, dy=8mm, dz=5mm
Reference Value = 15.7 V/m; Power Drift = 0.007 dB
Peak SAR (extrapolated) = 0.582 W/kg
SAR(1 g) = 0.356 mW/g; SAR(10 g) = 0.193 mW/g
Maximum value of SAR (measured) = 0.387 mW/g



0 dB = 0.387mW/g

Test Laboratory: HCT

Company : Smart Networks Limited
Mode : GSM1900 / Channel : 661
Liquid Temperature : 22.4 ℃ / Ambient Temperature : 22.8 ℃
Date Tested : June 09, 2006

DUT: SP-115C; Type: Bar; Serial: #1

Communication System: GSM 1900; Frequency: 1880 MHz;Duty Cycle: 1:8.3
Medium parameters used: f = 1880 MHz; σ = 1.44 mho/m; ε_r = 38.3; ρ = 1000 kg/m^3
Phantom section: Left Section ;Measurement SW: DASY4, V4.6 Build 23

DASY4 Configuration:
- Probe: ET3DV6 - SN1609; ConvF(5.16, 5.16, 5.16); Calibrated: 2006-03-23
- Sensor-Surface: 4mm (Mechanical Surface Detection)
- Electronics: DAE4 Sn447; Calibrated: 2005-11-30
- Phantom: SAM 1800/1900 MHz; Type: SAM

Left tilt 661/Area Scan (51x81x1): Measurement grid: dx=15mm, dy=15mm
Maximum value of SAR (interpolated) = 0.439 mW/g

Left tilt 661/Zoom Scan (5x5x7)/Cube 0: Measurement grid: dx=8mm, dy=8mm, dz=5mm
Reference Value = 16.6 V/m; Power Drift = -0.019 dB
Peak SAR (extrapolated) = 0.593 W/kg
SAR(1 g) = 0.360 mW/g; SAR(10 g) = 0.197 mW/g
Maximum value of SAR (measured) = 0.396 mW/g

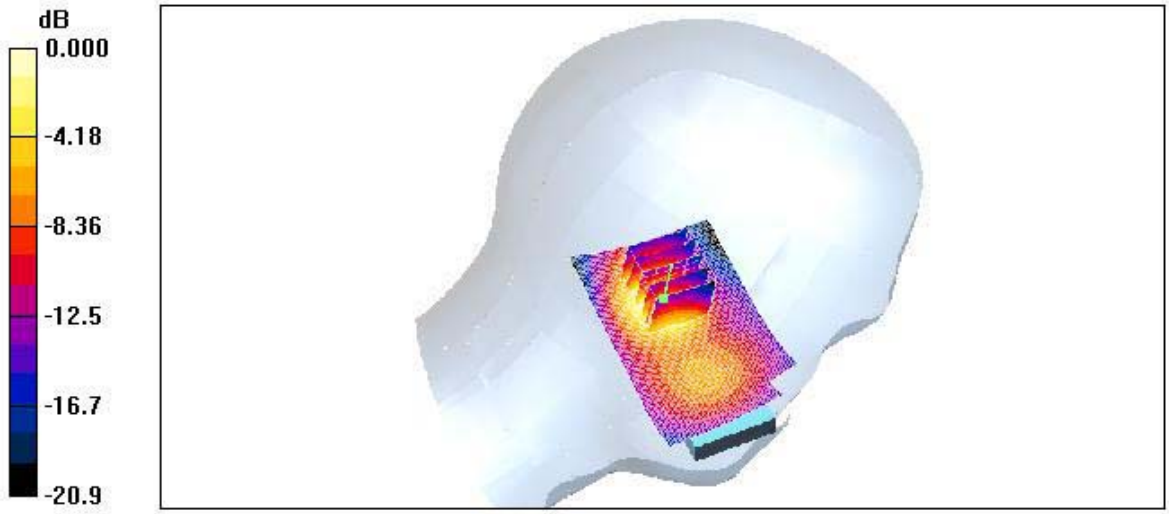

0 dB = 0.396mW/g

Test Laboratory: HCT

Company : Smart Networks Limited
Mode : GSM1900 / Channel : 661
Liquid Temperature : 22 4 ℃ / Ambient Temperature : 22.8 ℃
Date Tested : June 09, 2006

DUT: SP-115C; Type: Bar; Serial: #1

Communication System: GSM 1900; Frequency: 1880 MHz;Duty Cycle: 1:8.3
Medium parameters used: f = 1880 MHz; σ = 1.44 mho/m; ε_r = 38.3; ρ = 1000 kg/m^3
Phantom section: Right Section ;Measurement SW: DASY4, V4.6 Build 23

DASY4 Configuration:
- Probe: ET3DV6 - SN1609; ConvF(5.16, 5.16, 5.16); Calibrated: 2006-03-23
- Sensor-Surface: 4mm (Mechanical Surface Detection)
- Electronics: DAE4 Sn447; Calibrated: 2005-11-30
- Phantom: SAM 1800/1900 MHz; Type: SAM

Right tilt 661/Area Scan (51x81x1): Measurement grid: dx=15mm, dy=15mm
Maximum value of SAR (interpolated) = 0.461 mW/g

Right tilt 661/Zoom Scan (5x5x7)/Cube 0: Measurement grid: dx=8mm, dy=8mm, dz=5mm
Reference Value = 16.8 V/m; Power Drift = -0.033 dB
Peak SAR (extrapolated) = 0.600 W/kg
SAR(1 g) = 0.372 mW/g; SAR(10 g) = 0.204 mW/g
Maximum value of SAR (measured) = 0.401 mW/g



0 dB = 0.401mW/g