ATTACHMENT O – SAR TEST PLOTS -1/2-

Test Laboratory: HCT

Company : Smart Networks Limited
Mode : GSM850 / Channel : 128
Liquid Temperature : 22.1 ℃ / Ambient Temperature : 22.4 ℃
Date Tested : June 08, 2006

DUT: SP-120; Type: Bar; Serial: #1

Communication System: GSM 850; Frequency: 824.2 MHz;Duty Cycle: 1:8.3
Medium parameters used: f = 825 MHz; σ = 0.866 mho/m; ε_r = 41; ρ = 1000 kg/m^3
Phantom section: Left Section ;Measurement SW: DASY4, V4.6 Build 23

DASY4 Configuration:
- Probe: ET3DV6 - SN1609; ConvF(6.85, 6.85, 6.85); Calibrated: 2006-03-23
- Sensor-Surface: 4mm (Mechanical Surface Detection)
- Electronics: DAE4 Sn447; Calibrated: 2005-11-30
- Phantom: SAM 835/900 MHz; Type: SAM

Left touch 128/Area Scan (51x81x1): Measurement grid: dx=15mm, dy=15mm
Maximum value of SAR (interpolated) = 0.329 mW/g

Left touch 128/Zoom Scan (5x5x7)/Cube 0: Measurement grid: dx=8mm, dy=8mm, dz=5mm
Reference Value = 6.98 V/m; Power Drift = 0.088 dB
Peak SAR (extrapolated) = 0.403 W/kg
SAR(1 g) = 0.301 mW/g; SAR(10 g) = 0.209 mW/g
Maximum value of SAR (measured) = 0.322 mW/g

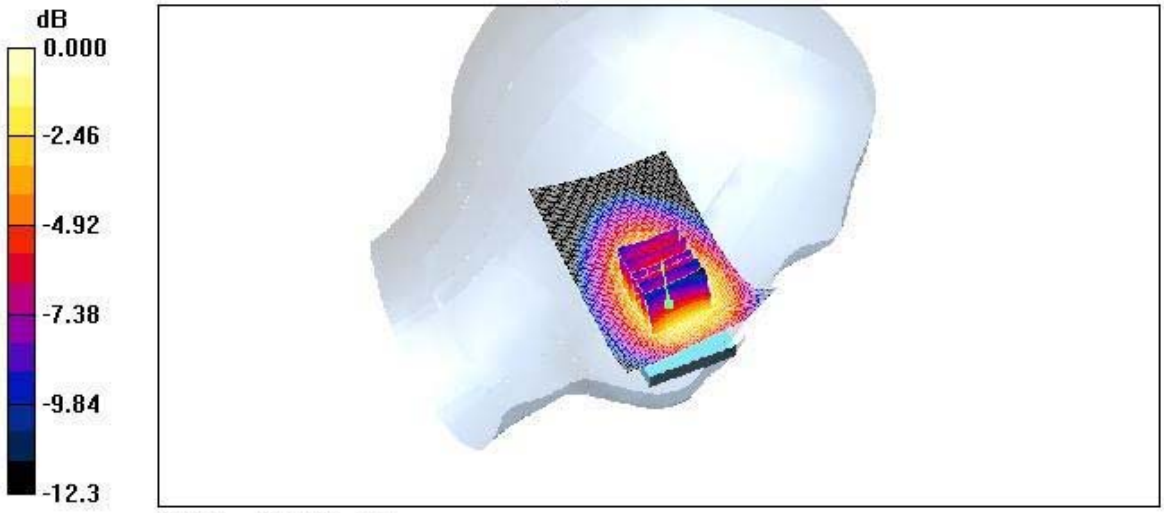

0 dB = 0.322mW/g

Test Laboratory: HCT

Company : Smart Networks Limited
Mode : GSM850 / Channel : 190
Liquid Temperature : 22.1 ℃ / Ambient Temperature : 22.4 ℃
Date Tested : June 08, 2006

DUT: SP-120; Type: Bar; Serial: #1

Communication System: GSM 850; Frequency: 836.6 MHz;Duty Cycle: 1:8.3
Medium parameters used (interpolated): f = 836.6 MHz; σ = 0.877 mho/m; ε_r = 40.9; ρ = 1000 kg/m^3
Phantom section: Left Section ;Measurement SW: DASY4, V4.6 Build 23

DASY4 Configuration:
- Probe: ET3DV6 - SN1609; ConvF(6.85, 6.85, 6.85); Calibrated: 2006-03-23
- Sensor-Surface: 4mm (Mechanical Surface Detection)
- Electronics: DAE4 Sn447; Calibrated: 2005-11-30
- Phantom: SAM 835/900 MHz; Type: SAM

Left touch 190/Area Scan (51x81x1): Measurement grid: dx=15mm, dy=15mm

Info: Interpolated medium parameters used for SAR evaluation.
Maximum value of SAR (interpolated) = 0.505 mW/g

Left touch 190/Zoom Scan (5x5x7)/Cube 0: Measurement grid: dx=8mm, dy=8mm, dz=5mm
Reference Value = 8.66 V/m; Power Drift = -0.101 dB
Peak SAR (extrapolated) = 0.622 W/kg
SAR(1 g) = 0.467 mW/g; SAR(10 g) = 0.326 mW/g

Info: Interpolated medium parameters used for SAR evaluation.
Maximum value of SAR (measured) = 0.502 mW/g

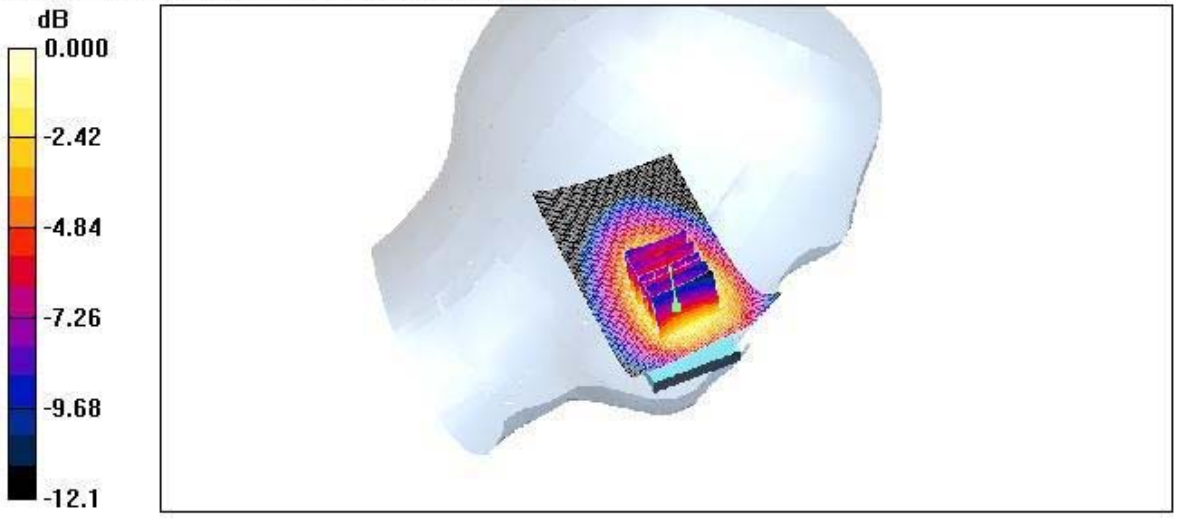

0 dB = 0.502mW/g

Test Laboratory: HCT

Company : Smart Networks Limited
Mode : GSM850 / Channel : 251
Liquid Temperature : 22.1 ℃ / Ambient Temperature : 22.4 ℃
Date Tested : June 08, 2006

DUT: SP-120; Type: Bar; Serial: #1

Communication System: GSM 850; Frequency: 849.8 MHz;Duty Cycle: 1:8.3
Medium parameters used: f = 850 MHz; σ = 0.891 mho/m; ε_r = 40.8; ρ = 1000 kg/m^3
Phantom section: Left Section ;Measurement SW: DASY4, V4.6 Build 23

DASY4 Configuration:
- Probe: ET3DV6 - SN1609; ConvF(6.85, 6.85, 6.85); Calibrated: 2006-03-23
- Sensor-Surface: 4mm (Mechanical Surface Detection)
- Electronics: DAE4 Sn447; Calibrated: 2005-11-30
- Phantom: SAM 835/900 MHz; Type: SAM

Left touch 251/Area Scan (51x81x1): Measurement grid: dx=15mm, dy=15mm
Maximum value of SAR (interpolated) = 0.689 mW/g

Left touch 251/Zoom Scan (5x5x7)/Cube 0: Measurement grid: dx=8mm, dy=8mm, dz=5mm
Reference Value = 9.81 V/m; Power Drift = 0.001 dB
Peak SAR (extrapolated) = 0.868 W/kg
SAR(1 g) = 0.640 mW/g; SAR(10 g) = 0.442 mW/g
Maximum value of SAR (measured) = 0.686 mW/g

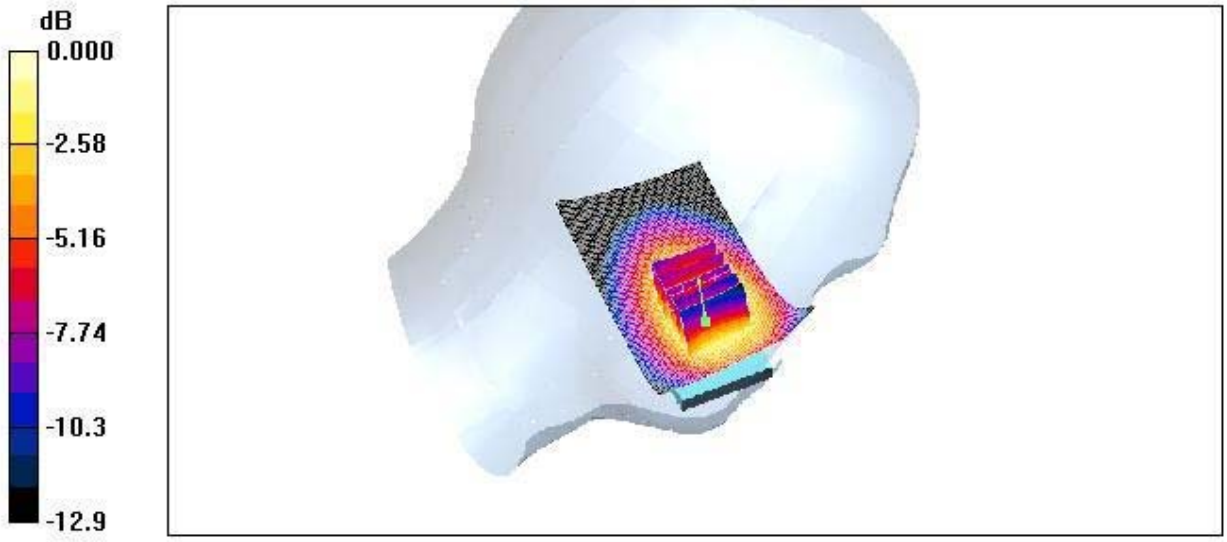

0 dB = 0.686mW/g

Test Laboratory: HCT

Company : Smart Networks Limited
Mode : GSM850 / Channel : 128
Liquid Temperature : 22.1 ℃ / Ambient Temperature : 22.4 ℃
Date Tested : June 08, 2006

DUT: SP-120; Type: Bar; Serial: #1

Communication System: GSM 850; Frequency: 824.2 MHz;Duty Cycle: 1:8.3
Medium parameters used: f = 825 MHz; σ = 0.866 mho/m; ε_r = 41; ρ = 1000 kg/m^3
Phantom section: Right Section ;Measurement SW: DASY4, V4.6 Build 23

DASY4 Configuration:
- Probe: ET3DV6 - SN1609; ConvF(6.85, 6.85, 6.85); Calibrated: 2006-03-23
- Sensor-Surface: 4mm (Mechanical Surface Detection)
- Electronics: DAE4 Sn447; Calibrated: 2005-11-30
- Phantom: SAM 835/900 MHz; Type: SAM

Right touch 128/Area Scan (51x81x1): Measurement grid: dx=15mm, dy=15mm
Maximum value of SAR (interpolated) = 0.316 mW/g

Right touch 128/Zoom Scan (5x5x7)/Cube 0: Measurement grid: dx=8mm, dy=8mm, dz=5mm
Reference Value = 6.51 V/m; Power Drift = -0.006 dB
Peak SAR (extrapolated) = 0.422 W/kg
SAR(1 g) = 0.289 mW/g; SAR(10 g) = 0.199 mW/g
Maximum value of SAR (measured) = 0.308 mW/g

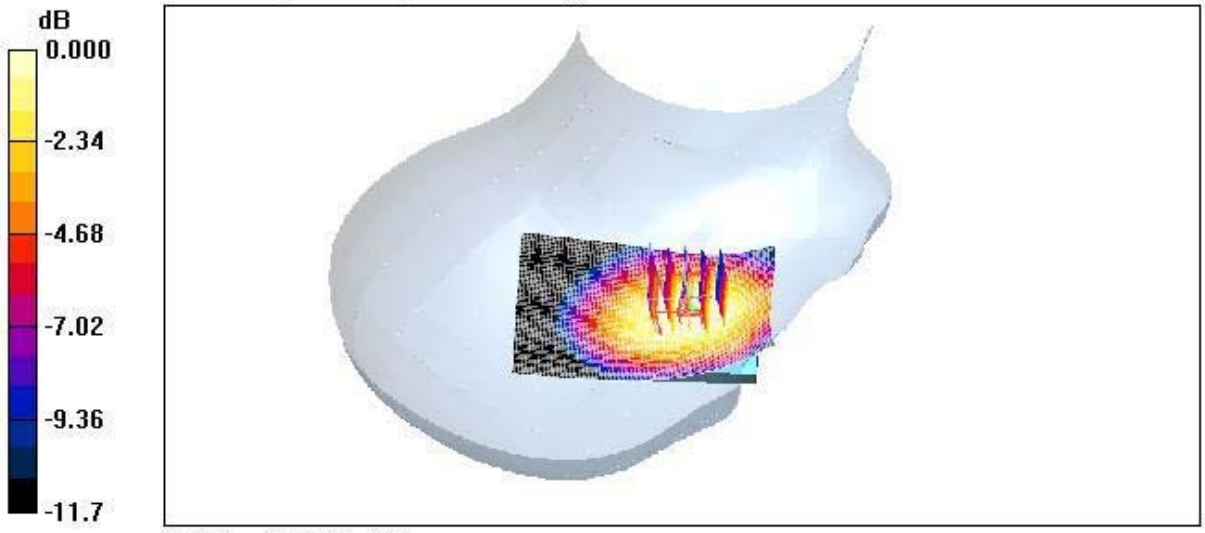

0 dB = 0.308mW/g

Test Laboratory: HCT

Company : Smart Networks Limited
Mode : GSM850 / Channel : 190
Liquid Temperature : 22.1 ℃ / Ambient Temperature : 22.4 ℃
Date Tested : June 08, 2006

DUT: SP-120; Type: Bar; Serial: #1

Communication System: GSM 850; Frequency: 836.6 MHz;Duty Cycle: 1:8.3
Medium parameters used (interpolated): f = 836.6 MHz; σ = 0.877 mho/m; ε_r = 40.9; ρ = 1000 kg/m^3
Phantom section: Right Section ;Measurement SW: DASY4, V4.6 Build 23

DASY4 Configuration:
- Probe: ET3DV6 - SN1609; ConvF(6.85, 6.85, 6.85); Calibrated: 2006-03-23
- Sensor-Surface: 4mm (Mechanical Surface Detection)
- Electronics: DAE4 Sn447; Calibrated: 2005-11-30
- Phantom: SAM 835/900 MHz; Type: SAM

Right touch 190/Area Scan (51x81x1): Measurement grid: dx=15mm, dy=15mm

Info: Interpolated medium parameters used for SAR evaluation.
Maximum value of SAR (interpolated) = 0.320 mW/g

Right touch 190/Zoom Scan (5x5x7)/Cube 0: Measurement grid: dx=8mm, dy=8mm, dz=5mm
Reference Value = 6.36 V/m; Power Drift = 0.025 dB
Peak SAR (extrapolated) = 0.438 W/kg
SAR(1 g) = 0.293 mW/g; SAR(10 g) = 0.201 mW/g

Info: Interpolated medium parameters used for SAR evaluation.
Maximum value of SAR (measured) = 0.317 mW/g

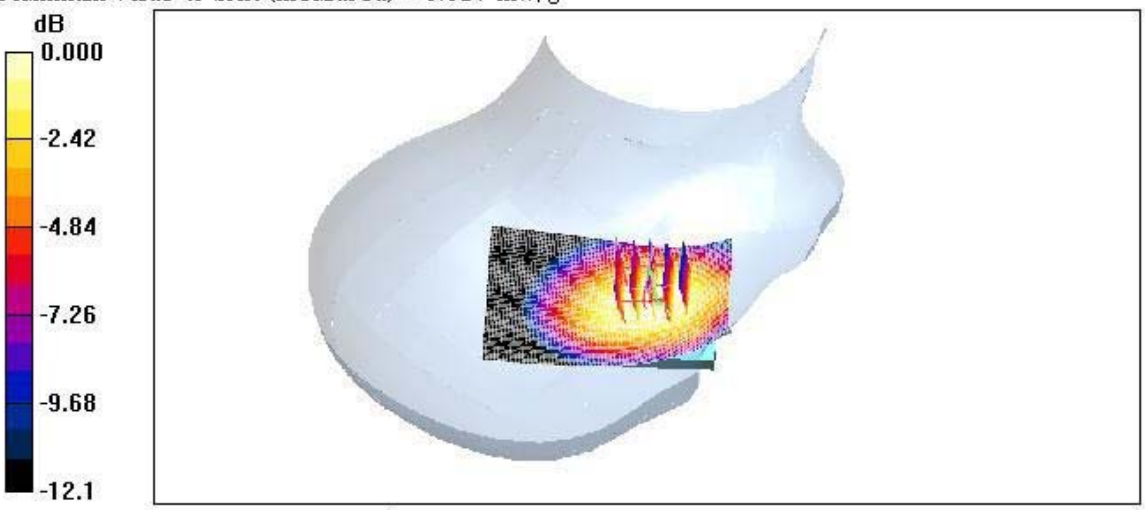

0 dB = 0.317mW/g

Test Laboratory: HCT

Company : Smart Networks Limited
Mode : GSM850 / Channel : 251
Liquid Temperature : 22.1 ℃ / Ambient Temperature : 22.4 ℃
Date Tested : June 08, 2006

DUT: SP-120; Type: Bar; Serial: #1

Communication System: GSM 850; Frequency: 849.8 MHz;Duty Cycle: 1:8.3
Medium parameters used: f = 850 MHz; σ = 0.891 mho/m; ε_r = 40.8; ρ = 1000 kg/m^3
Phantom section: Right Section ;Measurement SW: DASY4, V4.6 Build 23

DASY4 Configuration:
- Probe: ET3DV6 - SN1609; ConvF(6.85, 6.85, 6.85); Calibrated: 2006-03-23
- Sensor-Surface: 4mm (Mechanical Surface Detection)
- Electronics: DAE4 Sn447; Calibrated: 2005-11-30
- Phantom: SAM 835/900 MHz; Type: SAM

Right touch 251/Area Scan (51x81x1): Measurement grid: dx=15mm, dy=15mm
Maximum value of SAR (interpolated) = 0.633 mW/g

Right touch 251/Zoom Scan (5x5x7)/Cube 0: Measurement grid: dx=8mm, dy=8mm, dz=5mm
Reference Value = 8.88 V/m; Power Drift = -0.086 dB
Peak SAR (extrapolated) = 0.865 W/kg
SAR(1 g) = 0.572 mW/g; SAR(10 g) = 0.390 mW/g
Maximum value of SAR (measured) = 0.619 mW/g

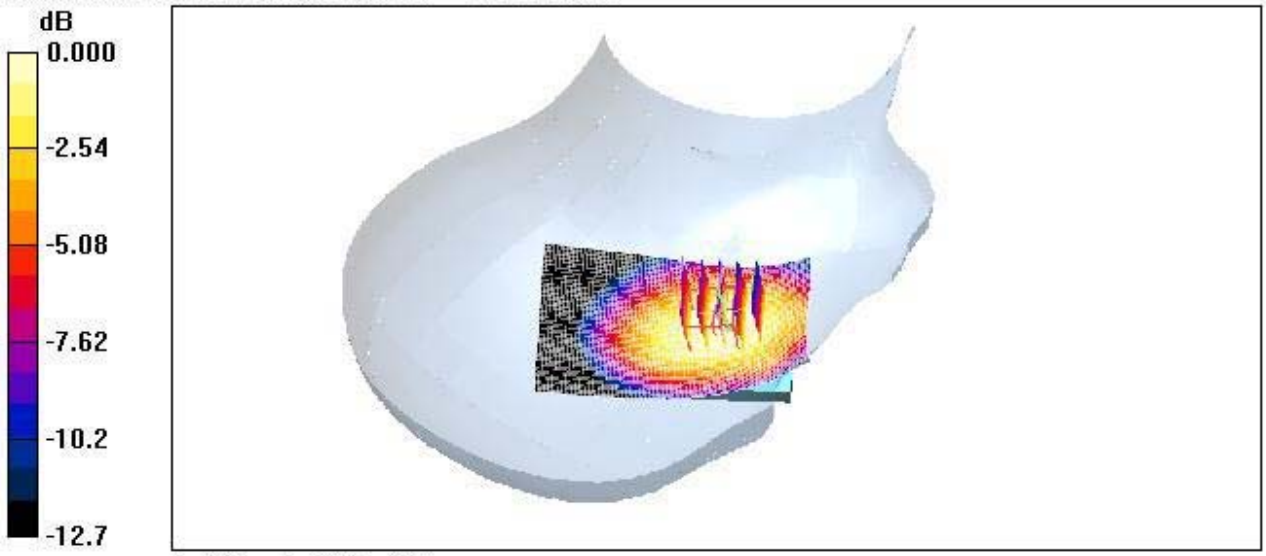

0 dB = 0.619mW/g

Test Laboratory: HCT

Company : Smart Networks Limited
Mode : GSM850 / Channel : 190
Liquid Temperature : 22.1 ℃ / Ambient Temperature : 22.4 ℃
Date Tested : June 08, 2006

DUT: SP-120; Type: Bar; Serial: #1

Communication System: GSM 850; Frequency: 836.6 MHz;Duty Cycle: 1:8.3
Medium parameters used (interpolated): f = 836.6 MHz; σ = 0.877 mho/m; ε_r = 40.9; ρ = 1000 kg/m^3
Phantom section: Left Section ;Measurement SW: DASY4, V4.6 Build 23

DASY4 Configuration:
- Probe: ET3DV6 - SN1609; ConvF(6.85, 6.85, 6.85); Calibrated: 2006-03-23
- Sensor-Surface: 4mm (Mechanical Surface Detection)
- Electronics: DAE4 Sn447; Calibrated: 2005-11-30
- Phantom: SAM 835/900 MHz; Type: SAM

Left tilt 190/Area Scan (51x81x1): Measurement grid: dx=15mm, dy=15mm

Info: Interpolated medium parameters used for SAR evaluation.
Maximum value of SAR (interpolated) = 0.210 mW/g

Left tilt 190/Zoom Scan (5x5x7)/Cube 0: Measurement grid: dx=8mm, dy=8mm, dz=5mm
Reference Value = 10.9 V/m; Power Drift = -0.084 dB
Peak SAR (extrapolated) = 0.263 W/kg
SAR(1 g) = 0.199 mW/g; SAR(10 g) = 0.146 mW/g

Info: Interpolated medium parameters used for SAR evaluation.
Maximum value of SAR (measured) = 0.209 mW/g

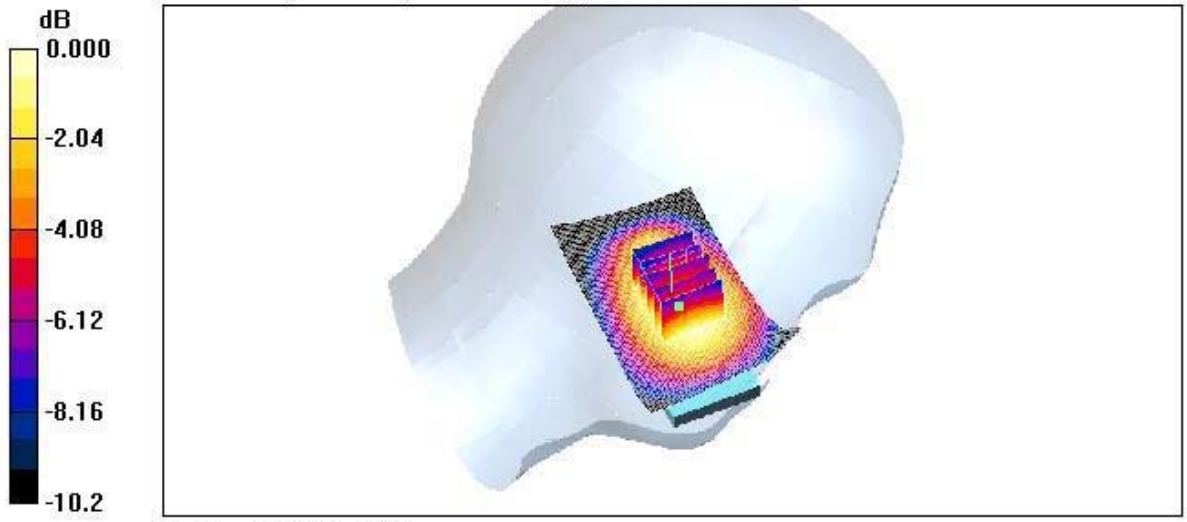

0 dB = 0.209mW/g

Test Laboratory: HCT

Company : Smart Networks Limited
Mode : GSM850 / Channel : 190
Liquid Temperature : 22.1 ℃ / Ambient Temperature : 22.4 ℃
Date Tested : June 08, 2006

DUT: SP-120; Type: Bar; Serial: #1

Communication System: GSM 850; Frequency: 836.6 MHz;Duty Cycle: 1:8.3
Medium parameters used (interpolated): f = 836.6 MHz; σ = 0.877 mho/m; ε_r = 40.9; ρ = 1000 kg/m^3
Phantom section: Right Section ;Measurement SW: DASY4, V4.6 Build 23

DASY4 Configuration:
- Probe: ET3DV6 - SN1609; ConvF(6.85, 6.85, 6.85); Calibrated: 2006-03-23
- Sensor-Surface: 4mm (Mechanical Surface Detection)
- Electronics: DAE4 Sn447; Calibrated: 2005-11-30
- Phantom: SAM 835/900 MHz; Type: SAM

Right tilt 190/Area Scan (51x81x1): Measurement grid: dx=15mm, dy=15mm

Info: Interpolated medium parameters used for SAR evaluation.
Maximum value of SAR (interpolated) = 0.292 mW/g

Right tilt 190/Zoom Scan (5x5x7)/Cube 0: Measurement grid: dx=8mm, dy=8mm, dz=5mm
Reference Value = 11.8 V/m; Power Drift = -0.036 dB
Peak SAR (extrapolated) = 0.366 W/kg
SAR(1 g) = 0.276 mW/g; SAR(10 g) = 0.196 mW/g

Info: Interpolated medium parameters used for SAR evaluation.
Maximum value of SAR (measured) = 0.293 mW/g

0 dB = 0.293mW/g

Test Laboratory: HCT

Company : Smart Networks Limited
Mode : GSM1900 / Channel : 512
Liquid Temperature : 22.1 ℃ / Ambient Temperature : 22.4 ℃
Date Tested : June 08, 2006

DUT: SP-120; Type: Bar; Serial: #1

Communication System: GSM 1900; Frequency: 1850.2 MHz;Duty Cycle: 1:8.3
Medium parameters used (interpolated): f = 1850.2 MHz; σ = 1.41 mho/m; ε_r = 38.5; ρ = 1000 kg/m^3
Phantom section: Left Section ;Measurement SW: DASY4, V4.6 Build 23

DASY4 Configuration:
- Probe: ET3DV6 - SN1609; ConvF(5.16, 5.16, 5.16); Calibrated: 2006-03-23
- Sensor-Surface: 4mm (Mechanical Surface Detection)
- Electronics: DAE4 Sn447; Calibrated: 2005-11-30
- Phantom: SAM 1800/1900 MHz; Type: SAM

Left touch 512/Area Scan (51x81x1): Measurement grid: dx=15mm, dy=15mm

Info: Interpolated medium parameters used for SAR evaluation.
Maximum value of SAR (interpolated) = 0.891 mW/g

Left touch 512/Zoom Scan (5x5x7)/Cube 0: Measurement grid: dx=8mm, dy=8mm, dz=5mm
Reference Value = 6.25 V/m; Power Drift = -0.094 dB
Peak SAR (extrapolated) = 1.04 W/kg
SAR(1 g) = 0.769 mW/g; SAR(10 g) = 0.493 mW/g

Info: Interpolated medium parameters used for SAR evaluation.
Maximum value of SAR (measured) = 0.813 mW/g

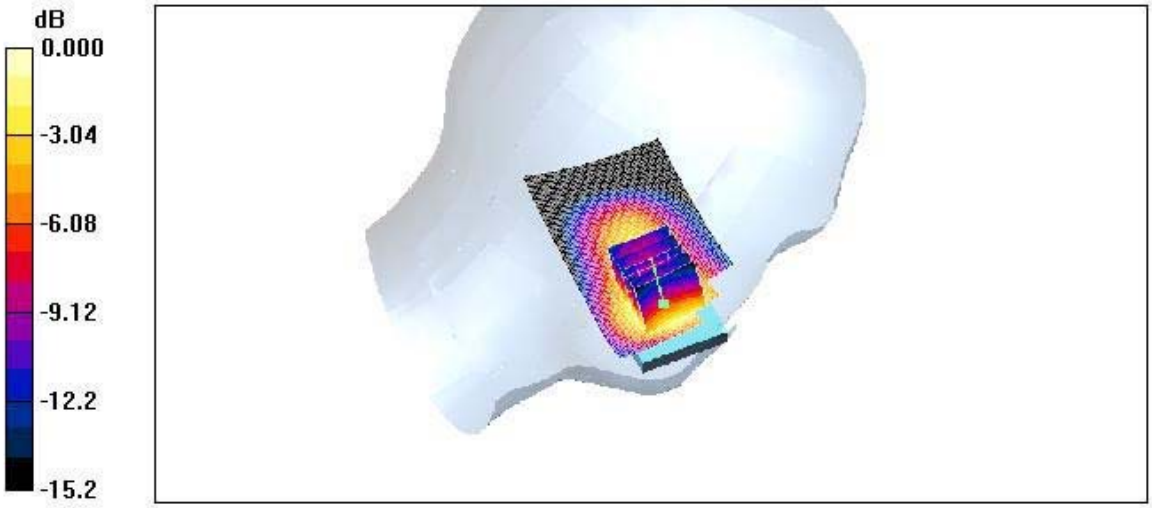

0 dB = 0.813mW/g

Test Laboratory: HCT

Company : Smart Networks Limited
Mode : GSM1900 / Channel : 661
Liquid Temperature : 22.1 ℃ / Ambient Temperature : 22.4 ℃
Date Tested : June 08, 2006

DUT: SP-120; Type: Bar; Serial: #1

Communication System: GSM 1900; Frequency: 1880 MHz;Duty Cycle: 1:8.3
Medium parameters used: f = 1880 MHz; σ = 1.44 mho/m; ε_r = 38.3; ρ = 1000 kg/m^3
Phantom section: Left Section ;Measurement SW: DASY4, V4.6 Build 23

DASY4 Configuration:
- Probe: ET3DV6 - SN1609; ConvF(5.16, 5.16, 5.16); Calibrated: 2006-03-23
- Sensor-Surface: 4mm (Mechanical Surface Detection)
- Electronics: DAE4 Sn447; Calibrated: 2005-11-30
- Phantom: SAM 1800/1900 MHz; Type: SAM

Left touch 661/Area Scan (51x81x1): Measurement grid: dx=15mm, dy=15mm
Maximum value of SAR (interpolated) = 0.737 mW/g

Left touch 661/Zoom Scan (5x5x7)/Cube 0: Measurement grid: dx=8mm, dy=8mm, dz=5mm
Reference Value = 5.77 V/m; Power Drift = 0.147 dB
Peak SAR (extrapolated) = 0.865 W/kg
SAR(1 g) = 0.619 mW/g; SAR(10 g) = 0.395 mW/g
Maximum value of SAR (measured) = 0.663 mW/g

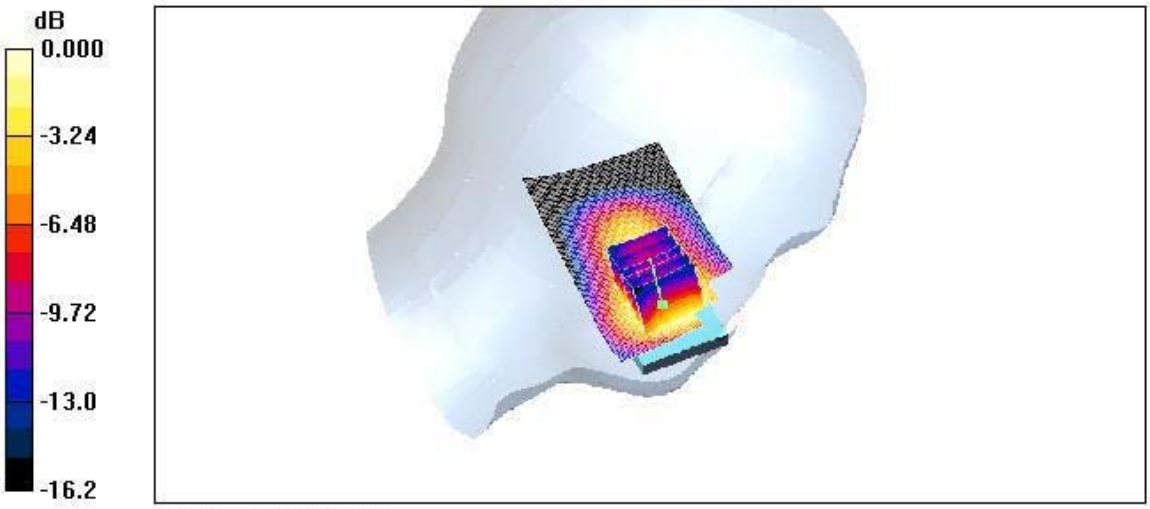

0 dB = 0.663mW/g

Test Laboratory: HCT

Company : Smart Networks Limited
Mode : GSM1900 / Channel : 810
Liquid Temperature : 22.1 ℃ / Ambient Temperature : 22.4 ℃
Date Tested : June 08, 2006

DUT: SP-120; Type: Bar; Serial: #1

Communication System: GSM 1900; Frequency: 1909.8 MHz;Duty Cycle: 1:8.3
Medium parameters used: f = 1910 MHz; σ = 1.47 mho/m; ε_r = 38.2; ρ = 1000 kg/m^3
Phantom section: Left Section ;Measurement SW: DASY4, V4.6 Build 23

DASY4 Configuration:
- Probe: ET3DV6 - SN1609; ConvF(5.16, 5.16, 5.16); Calibrated: 2006-03-23
- Sensor-Surface: 4mm (Mechanical Surface Detection)
- Electronics: DAE4 Sn447; Calibrated: 2005-11-30
- Phantom: SAM 1800/1900 MHz; Type: SAM

Left touch 810/Area Scan (51x81x1): Measurement grid: dx=15mm, dy=15mm
Maximum value of SAR (interpolated) = 0.590 mW/g

Left touch 810/Zoom Scan (5x5x7)/Cube 0: Measurement grid: dx=8mm, dy=8mm, dz=5mm
Reference Value = 5.44 V/m; Power Drift = -0.051 dB
Peak SAR (extrapolated) = 0.707 W/kg
SAR(1 g) = 0.497 mW/g; SAR(10 g) = 0.314 mW/g
Maximum value of SAR (measured) = 0.532 mW/g

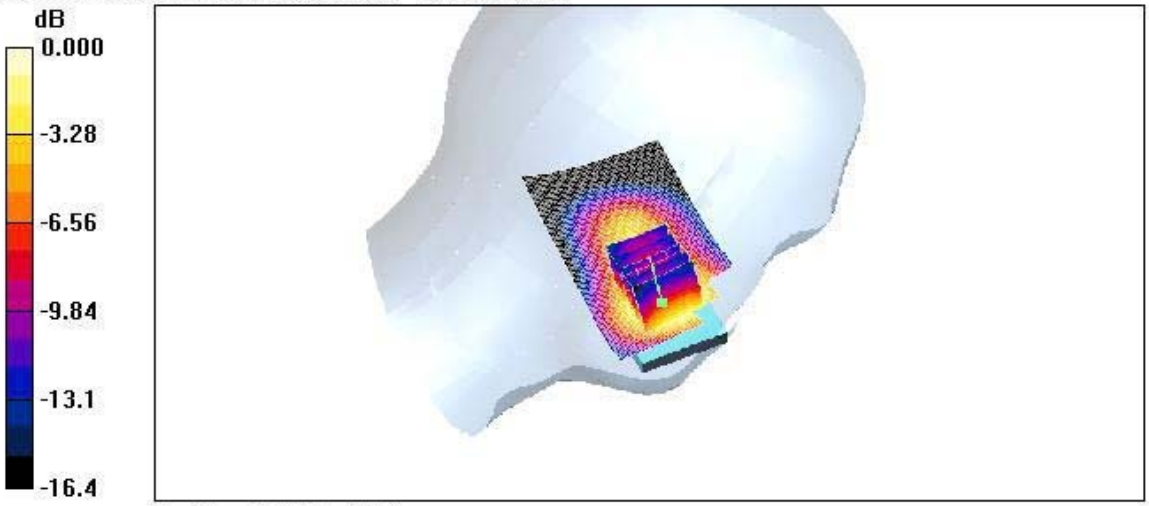

0 dB = 0.532mW/g

Test Laboratory: HCT

Company : Smart Networks Limited
Mode : GSM1900 / Channel : 512
Liquid Temperature : 22.1 ℃ / Ambient Temperature : 22.4 ℃
Date Tested : June 08, 2006

DUT: SP-120; Type: Bar; Serial: #1

Communication System: GSM 1900; Frequency: 1850.2 MHz;Duty Cycle: 1:8.3
Medium parameters used (interpolated): f = 1850.2 MHz; σ = 1.41 mho/m; ε_r = 38.5; ρ = 1000 kg/m^3
Phantom section: Right Section ;Measurement SW: DASY4, V4.6 Build 23

DASY4 Configuration:
- Probe: ET3DV6 - SN1609; ConvF(5.16, 5.16, 5.16); Calibrated: 2006-03-23
- Sensor-Surface: 4mm (Mechanical Surface Detection)
- Electronics: DAE4 Sn447; Calibrated: 2005-11-30
- Phantom: SAM 1800/1900 MHz; Type: SAM

Right touch 512/Area Scan (51x81x1): Measurement grid: dx=15mm, dy=15mm

Info: Interpolated medium parameters used for SAR evaluation.
Maximum value of SAR (interpolated) = 1.03 mW/g

Right touch 512/Zoom Scan (5x5x7)/Cube 0: Measurement grid: dx=8mm, dy=8mm, dz=5mm
Reference Value = 6.89 V/m; Power Drift = -0.179 dB
Peak SAR (extrapolated) = 1.48 W/kg
SAR(1 g) = 0.935 mW/g; SAR(10 g) = 0.550 mW/g

Info: Interpolated medium parameters used for SAR evaluation.
Maximum value of SAR (measured) = 1.03 mW/g

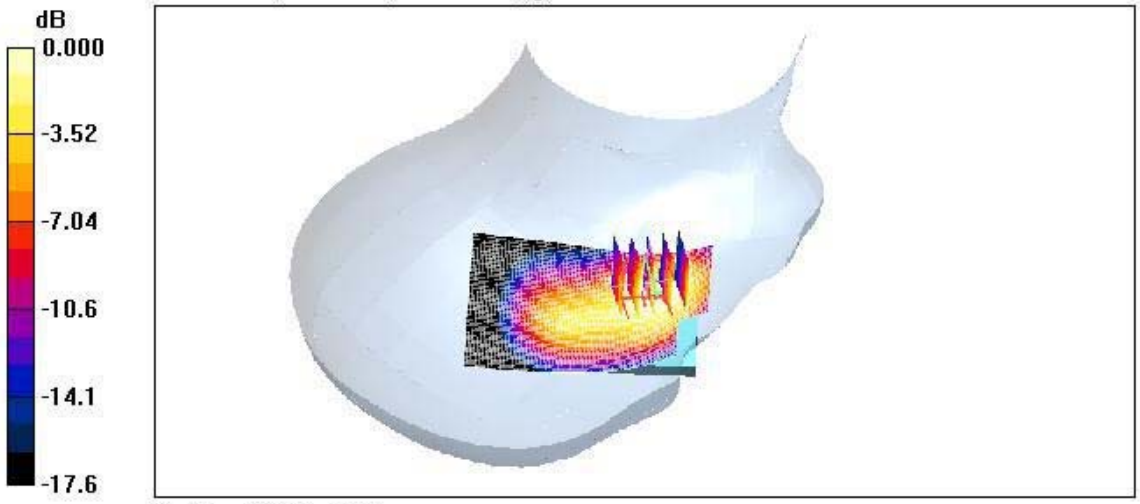

0 dB = 1.03mW/g

Test Laboratory: HCT

Company : Smart Networks Limited
Mode : GSM1900 / Channel : 661
Liquid Temperature : 22.1 ℃ / Ambient Temperature : 22.4 ℃
Date Tested : June 08, 2006

DUT: SP-120; Type: Bar; Serial: #1

Communication System: GSM 1900; Frequency: 1880 MHz;Duty Cycle: 1:8.3
Medium parameters used: f = 1880 MHz; σ = 1.44 mho/m; ε_r = 38.3; ρ = 1000 kg/m^3
Phantom section: Right Section ;Measurement SW: DASY4, V4.6 Build 23

DASY4 Configuration:
- Probe: ET3DV6 - SN1609; ConvF(5.16, 5.16, 5.16); Calibrated: 2006-03-23
- Sensor-Surface: 4mm (Mechanical Surface Detection)
- Electronics: DAE4 Sn447; Calibrated: 2005-11-30
- Phantom: SAM 1800/1900 MHz; Type: SAM

Right touch 661/Area Scan (51x81x1): Measurement grid: dx=15mm, dy=15mm
Maximum value of SAR (interpolated) = 0.919 mW/g

Right touch 661/Zoom Scan (5x5x7)/Cube 0: Measurement grid: dx=8mm, dy=8mm, dz=5mm
Reference Value = 6.30 V/m; Power Drift = 0.003 dB
Peak SAR (extrapolated) = 1.34 W/kg
SAR(1 g) = 0.823 mW/g; SAR(10 g) = 0.479 mW/g
Maximum value of SAR (measured) = 0.921 mW/g

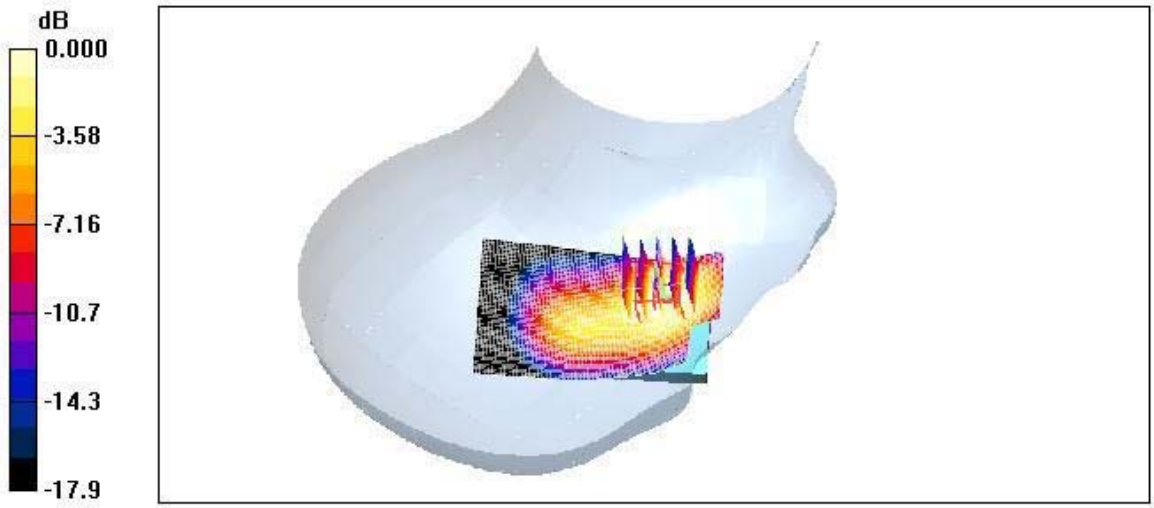

0 dB = 0.921mW/g

Test Laboratory: HCT

Company : Smart Networks Limited
Mode : GSM1900 / Channel : 810
Liquid Temperature : 22.1 ℃ / Ambient Temperature : 22.4 ℃
Date Tested : June 08, 2006

DUT: SP-120; Type: Bar; Serial: #1

Communication System: GSM 1900; Frequency: 1909.8 MHz;Duty Cycle: 1:8.3
Medium parameters used: f = 1910 MHz; σ = 1.47 mho/m; ε_r = 38.2; ρ = 1000 kg/m^3
Phantom section: Right Section ;Measurement SW: DASY4, V4.6 Build 23

DASY4 Configuration:
- Probe: ET3DV6 - SN1609; ConvF(5.16, 5.16, 5.16); Calibrated: 2006-03-23
- Sensor-Surface: 4mm (Mechanical Surface Detection)
- Electronics: DAE4 Sn447; Calibrated: 2005-11-30
- Phantom: SAM 1800/1900 MHz; Type: SAM

Right touch 810/Area Scan (51x81x1): Measurement grid: dx=15mm, dy=15mm
Maximum value of SAR (interpolated) = 0.709 mW/g

Right touch 810/Zoom Scan (5x5x7)/Cube 0: Measurement grid: dx=8mm, dy=8mm, dz=5mm
Reference Value = 5.50 V/m; Power Drift = -0.177 dB
Peak SAR (extrapolated) = 1.06 W/kg
SAR(1 g) = 0.641 mW/g; SAR(10 g) = 0.370 mW/g
Maximum value of SAR (measured) = 0.710 mW/g

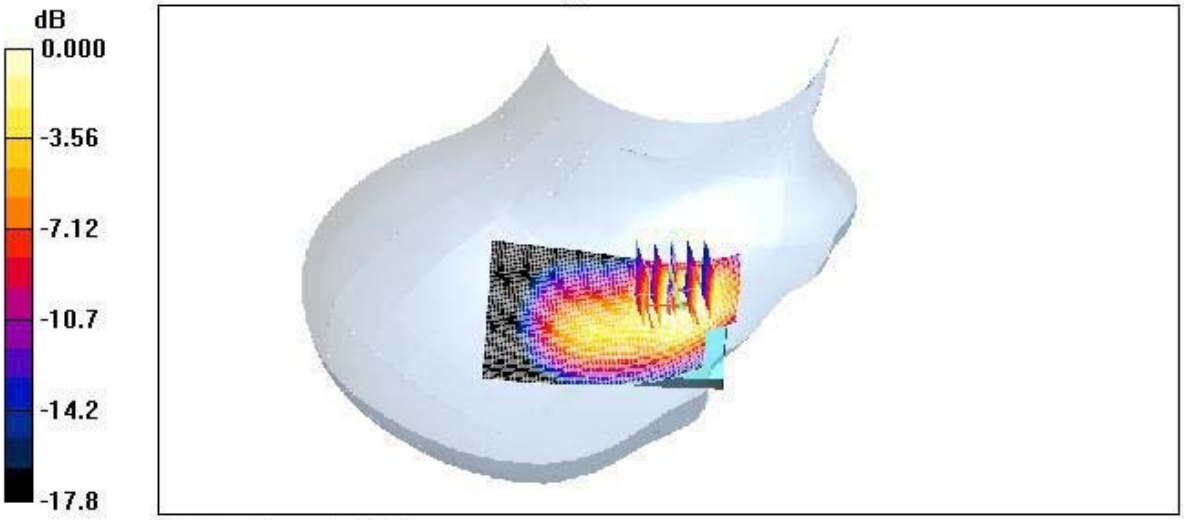

0 dB = 0.710mW/g

Test Laboratory: HCT

Company : Smart Networks Limited
Mode : GSM1900 / Channel : 661
Liquid Temperature : 22.1 ℃ / Ambient Temperature : 22.4 ℃
Date Tested : June 08, 2006

DUT: SP-120; Type: Bar; Serial: #1

Communication System: GSM 1900; Frequency: 1880 MHz;Duty Cycle: 1:8.3
Medium parameters used: f = 1880 MHz; σ = 1.44 mho/m; ε_r = 38.3; ρ = 1000 kg/m^3
Phantom section: Left Section ;Measurement SW: DASY4, V4.6 Build 23

DASY4 Configuration:
- Probe: ET3DV6 - SN1609; ConvF(5.16, 5.16, 5.16); Calibrated: 2006-03-23
- Sensor-Surface: 4mm (Mechanical Surface Detection)
- Electronics: DAE4 Sn447; Calibrated: 2005-11-30
- Phantom: SAM 1800/1900 MHz; Type: SAM

Left tilt 661/Area Scan (51x81x1): Measurement grid: dx=15mm, dy=15mm
Maximum value of SAR (interpolated) = 0.270 mW/g

Left tilt 661/Zoom Scan (5x5x7)/Cube 0: Measurement grid: dx=8mm, dy=8mm, dz=5mm
Reference Value = 8.60 V/m; Power Drift = -0.047 dB
Peak SAR (extrapolated) = 0.345 W/kg
SAR(1 g) = 0.231 mW/g; SAR(10 g) = 0.144 mW/g
Maximum value of SAR (measured) = 0.249 mW/g

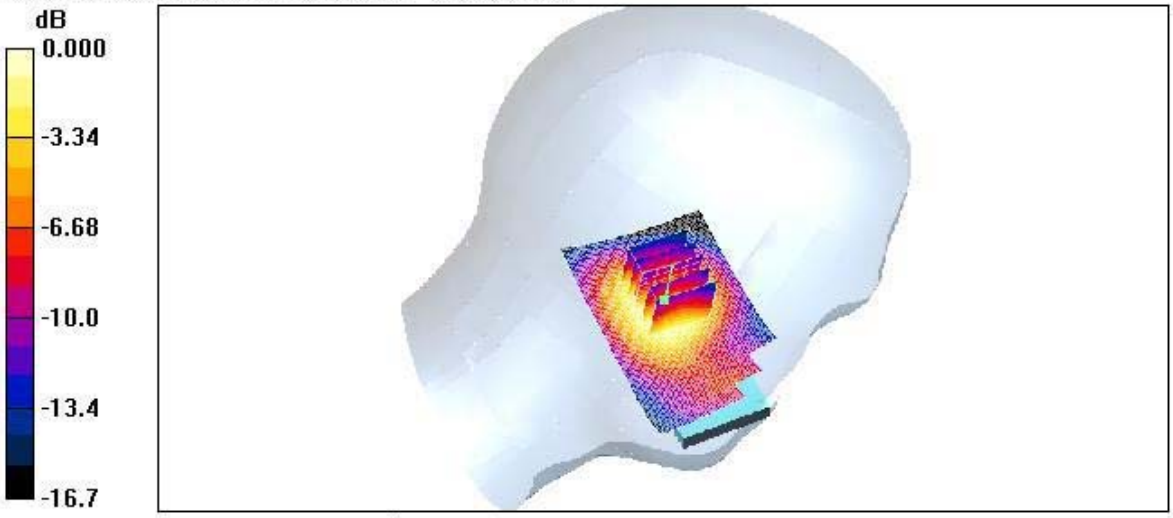

0 dB = 0.249mW/g

Test Laboratory: HCT

Company : Smart Networks Limited
Mode : GSM1900 / Channel : 661
Liquid Temperature : 22.1 ℃ / Ambient Temperature : 22.4 ℃
Date Tested : June 08, 2006

DUT: SP-120; Type: Bar; Serial: #1

Communication System: GSM 1900; Frequency: 1880 MHz;Duty Cycle: 1:8.3
Medium parameters used: f = 1880 MHz; σ = 1.44 mho/m; ε_r = 38.3; ρ = 1000 kg/m^3
Phantom section: Right Section ;Measurement SW: DASY4, V4.6 Build 23

DASY4 Configuration:
- Probe: ET3DV6 - SN1609; ConvF(5.16, 5.16, 5.16); Calibrated: 2006-03-23
- Sensor-Surface: 4mm (Mechanical Surface Detection)
- Electronics: DAE4 Sn447; Calibrated: 2005-11-30
- Phantom: SAM 1800/1900 MHz; Type: SAM

Right tilt 661/Area Scan (51x81x1): Measurement grid: dx=15mm, dy=15mm
Maximum value of SAR (interpolated) = 0.400 mW/g

Right tilt 661/Zoom Scan (5x5x7)/Cube 0: Measurement grid: dx=8mm, dy=8mm, dz=5mm
Reference Value = 10.6 V/m; Power Drift = -0.013 dB
Peak SAR (extrapolated) = 0.529 W/kg
SAR(1 g) = 0.353 mW/g; SAR(10 g) = 0.216 mW/g
Maximum value of SAR (measured) = 0.381 mW/g



0 dB = 0.381mW/g