6.525-6.875GHz_802.11be EHT40-BF_Nss1,(MCS0)_2TX

6845MHz_TX

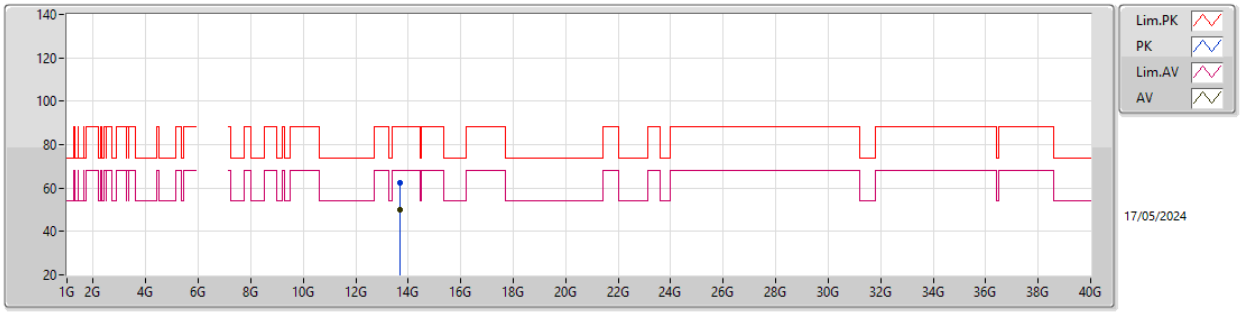

EUT Y_2TX
Setting 25
03-H-M-1

Type	Freq	Level	Limit	Margin	Raw	Dist	Condition	Azimuth	Height	Comment	AF	CL	PA
	(Hz)	(dBuV/m)	(dBuV/m)	(dB)	(dBuV)	(m)		(°)	(m)		(dB)	(dB)	(dB)
PK	13.68912G	62.18	88.20	-26.02	42.35	3	Horizontal	34	2.45	-	40.40	12.09	32.66
RMS	13.69128G	49.91	68.20	-18.29	30.07	3	Horizontal	34	2.45	-	40.40	12.10	32.66

6.525-6.875GHz_802.11be EHT40-BF_Nss1,(MCS0)_2TX

6845MHz_TX

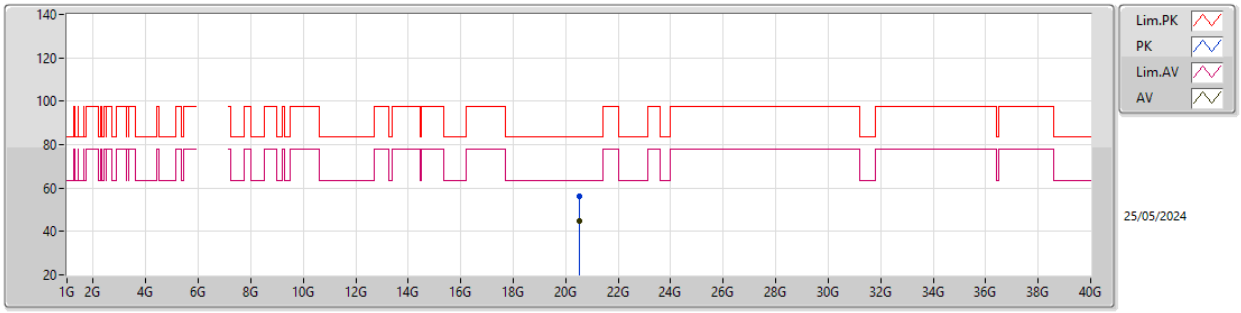

EUT Y_2TX
Setting 25
03-H-Y-1

Type	Freq	Level	Limit	Margin	Raw	Dist	Condition	Azimuth	Height	Comment	AF	CL	PA
	(Hz)	(dBuV/m)	(dBuV/m)	(dB)	(dBuV)	(m)		(°)	(m)		(dB)	(dB)	(dB)
PK	20.53468G	56.14	83.54	-27.40	51.82	1	Vertical	137	1.81	-	37.81	15.63	49.12
AV	20.53818G	44.66	63.54	-18.88	40.32	1	Vertical	137	1.81	-	37.83	15.63	49.12

6.525-6.875GHz_802.11be EHT40-BF_Nss1,(MCS0)_2TX

6845MHz_TX

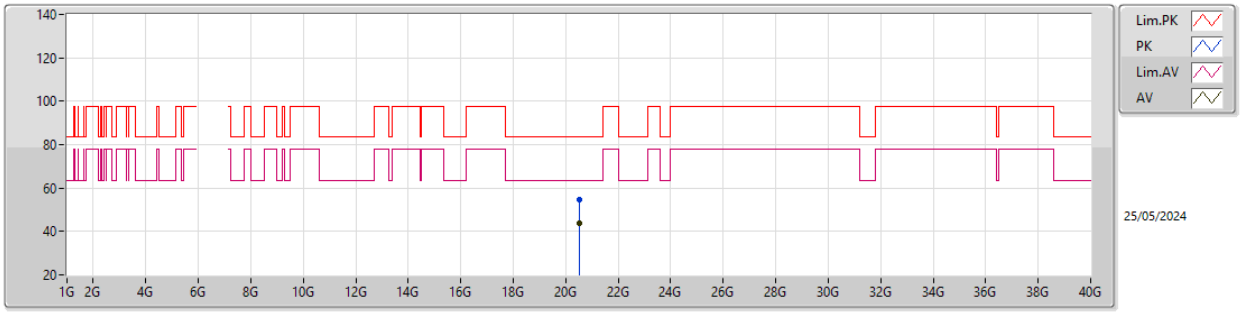

EUT Y_2TX
Setting 25
03-H-Y-1

Type	Freq	Level	Limit	Margin	Raw	Dist	Condition	Azimuth	Height	Comment	AF	CL	PA
	(Hz)	(dBuV/m)	(dBuV/m)	(dB)	(dBuV)	(m)		(°)	(m)		(dB)	(dB)	(dB)
PK	20.53048G	54.53	83.54	-29.01	50.25	1	Horizontal	108	1.31	-	37.78	15.62	49.12
AV	20.53486G	43.65	63.54	-19.89	39.33	1	Horizontal	108	1.31	-	37.81	15.63	49.12

5.925-6.425GHz_802.11be EHT80-BF_Nss1,(MCS0)_2TX

5985MHz_TX

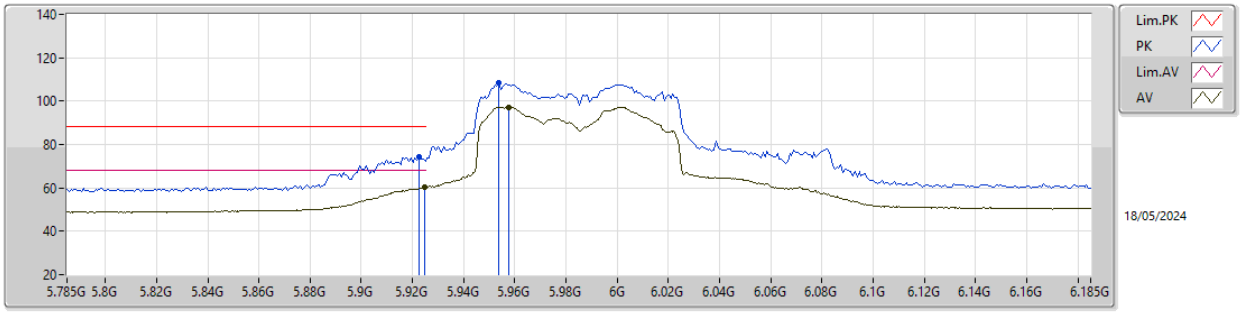

EUT Y_2TX
Setting 22
03-H-V-1-10

Type	Freq	Level	Limit	Margin	Raw	Dist	Condition	Azimuth	Height	Comment	AF	CL	PA
	(Hz)	(dBuV/m)	(dBuV/m)	(dB)	(dBuV)	(m)		(°)	(m)		(dB)	(dB)	(dB)
PK	5.9226G	74.28	88.20	-13.92	67.20	3	Vertical	64	1.91	-	34.55	7.63	35.10
RMS	5.9246G	60.11	68.20	-8.09	53.03	3	Vertical	64	1.91	-	34.55	7.63	35.10
PK	5.9538G	108.30	Inf	-Inf	101.17	3	Vertical	64	1.91	-	34.60	7.65	35.12
RMS	5.9574G	97.26	Inf	-Inf	90.12	3	Vertical	64	1.91	-	34.60	7.66	35.12

5.925-6.425GHz_802.11be EHT80-BF_Nss1,(MCS0)_2TX

5985MHz_TX

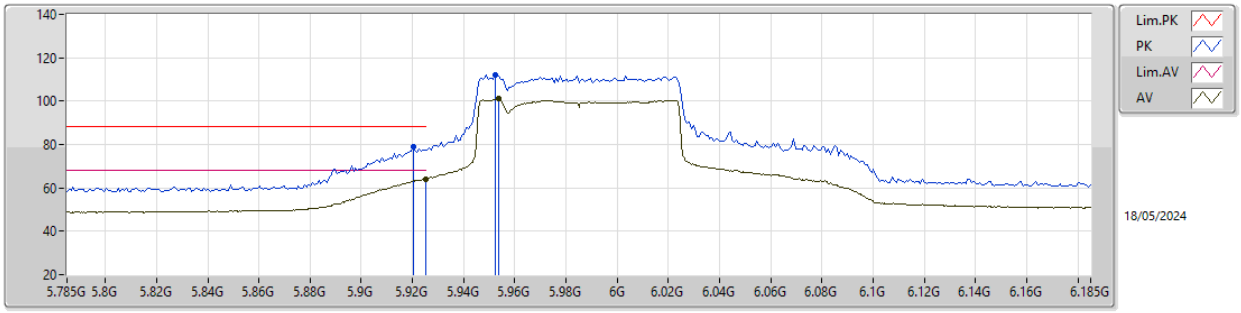

EUT Y_2TX
Setting 22
03-H-V-1-10

Type	Freq	Level	Limit	Margin	Raw	Dist	Condition	Azimuth	Height	Comment	AF	CL	PA
	(Hz)	(dBuV/m)	(dBuV/m)	(dB)	(dBuV)	(m)		(°)	(m)		(dB)	(dB)	(dB)
PK	5.9202G	78.88	88.20	-9.32	71.81	3	Horizontal	346	1.96	-	34.54	7.63	35.10
RMS	5.925G	64.03	68.20	-4.17	56.95	3	Horizontal	346	1.96	-	34.55	7.63	35.10
PK	5.9522G	111.99	Inf	-Inf	104.86	3	Horizontal	346	1.96	-	34.60	7.65	35.12
RMS	5.9538G	101.10	Inf	-Inf	93.97	3	Horizontal	346	1.96	-	34.60	7.65	35.12

5.925-6.425GHz_802.11be EHT80-BF_Nss1,(MCS0)_2TX

5985MHz_TX

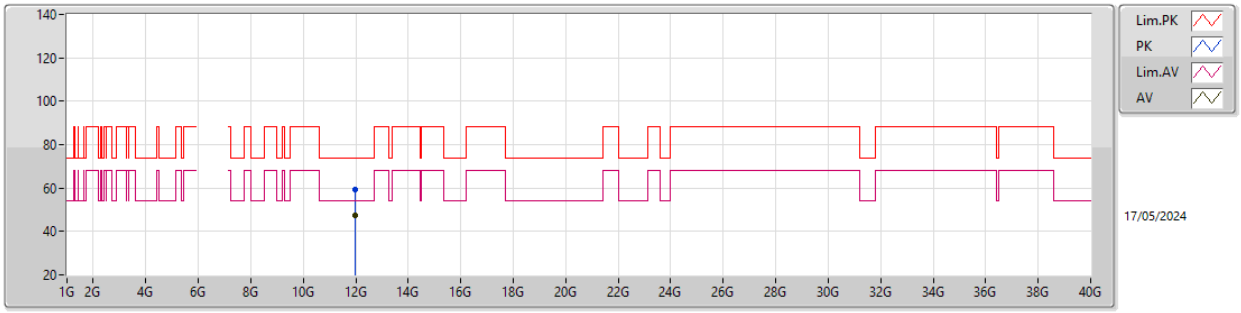

EUT Y_2TX
Setting 22
03-H-M-1

Type	Freq	Level	Limit	Margin	Raw	Dist	Condition	Azimuth	Height	Comment	AF	CL	PA
	(Hz)	(dBuV/m)	(dBuV/m)	(dB)	(dBuV)	(m)		(°)	(m)		(dB)	(dB)	(dB)
PK	11.97088G	59.35	74.00	-14.65	43.06	3	Vertical	92	1.59	-	39.16	11.50	34.37
AV	11.97035G	47.16	54.00	-6.84	30.87	3	Vertical	92	1.59	-	39.16	11.50	34.37

5.925-6.425GHz_802.11be EHT80-BF_Nss1,(MCS0)_2TX

5985MHz_TX

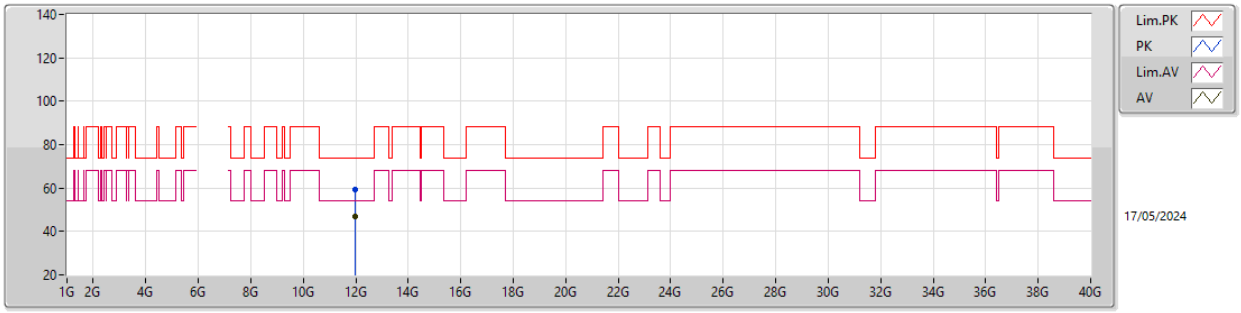

EUT Y_2TX
Setting 22
03-H-M-1

Type	Freq	Level	Limit	Margin	Raw	Dist	Condition	Azimuth	Height	Comment	AF	CL	PA
	(Hz)	(dBuV/m)	(dBuV/m)	(dB)	(dBuV)	(m)		(°)	(m)		(dB)	(dB)	(dB)
PK	11.97094G	59.40	74.00	-14.60	43.11	3	Horizontal	215	1.05	-	39.16	11.50	34.37
AV	11.97012G	47.10	54.00	-6.90	30.81	3	Horizontal	215	1.05	-	39.16	11.50	34.37

5.925-6.425GHz_802.11be EHT80-BF_Nss1,(MCS0)_2TX

5985MHz_TX

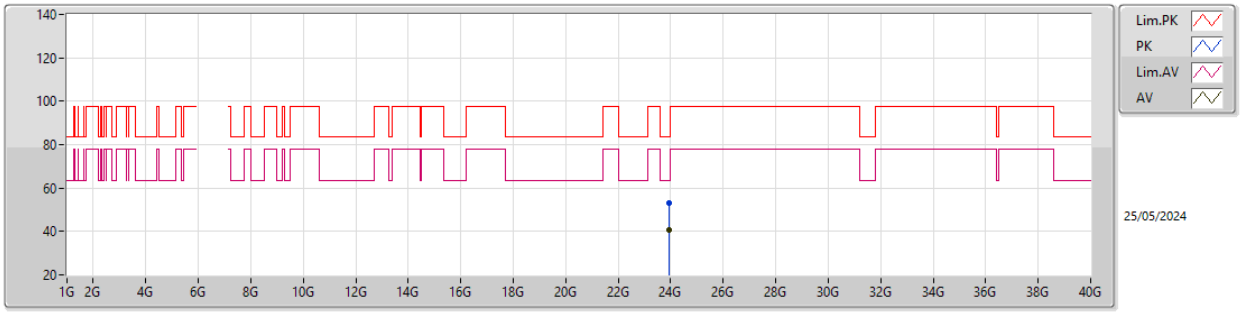

EUT Y_2TX
Setting 22
03-H-Y-1

Type	Freq	Level	Limit	Margin	Raw	Dist	Condition	Azimuth	Height	Comment	AF	CL	PA
	(Hz)	(dBuV/m)	(dBuV/m)	(dB)	(dBuV)	(m)		(°)	(m)		(dB)	(dB)	(dB)
PK	23.93772G	52.85	83.54	-30.69	43.71	1	Vertical	143	2.66	-	38.88	17.38	47.12
AV	23.93874G	40.71	63.54	-22.83	31.57	1	Vertical	143	2.66	-	38.88	17.38	47.12

5.925-6.425GHz_802.11be EHT80-BF_Nss1,(MCS0)_2TX

5985MHz_TX

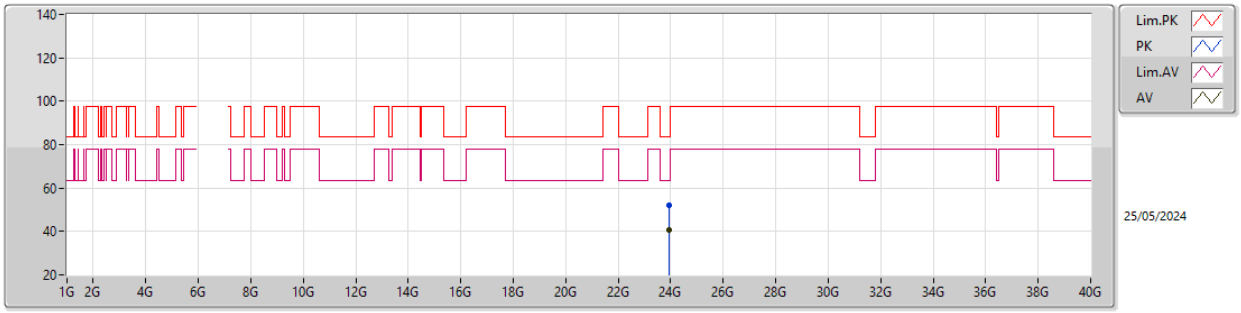

EUT Y_2TX
Setting 22
03-H-Y-1

Type	Freq	Level	Limit	Margin	Raw	Dist	Condition	Azimuth	Height	Comment	AF	CL	PA
	(Hz)	(dBuV/m)	(dBuV/m)	(dB)	(dBuV)	(m)		(°)	(m)		(dB)	(dB)	(dB)
PK	23.93572G	52.29	83.54	-31.25	43.16	1	Horizontal	160	2.52	-	38.87	17.38	47.12
AV	23.93634G	40.65	63.54	-22.89	31.52	1	Horizontal	160	2.52	-	38.87	17.38	47.12

5.925-6.425GHz_802.11be EHT80-BF_Nss1,(MCS0)_2TX

6225MHz_TX

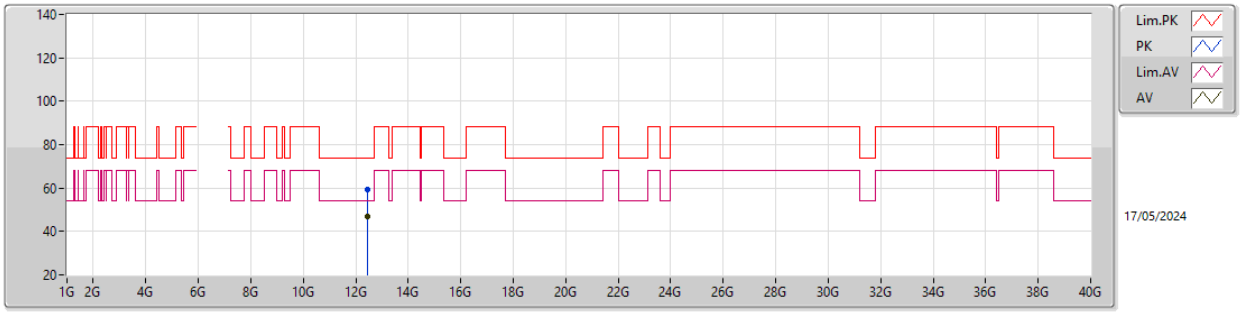

EUT Y_2TX
Setting 25
03-H-M-1

Type	Freq	Level	Limit	Margin	Raw	Dist	Condition	Azimuth	Height	Comment	AF	CL	PA
	(Hz)	(dBuV/m)	(dBuV/m)	(dB)	(dBuV)	(m)		(°)	(m)		(dB)	(dB)	(dB)
PK	12.4525G	59.13	74.00	-14.87	42.87	3	Vertical	196	1.04	-	38.61	11.67	34.02
AV	12.44961G	46.71	54.00	-7.29	30.46	3	Vertical	196	1.04	-	38.60	11.67	34.02

5.925-6.425GHz_802.11be EHT80-BF_Nss1,(MCS0)_2TX

6225MHz_TX

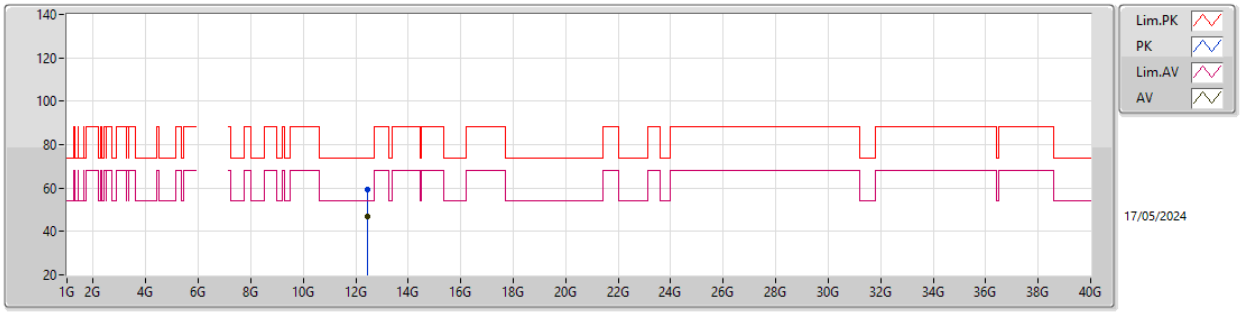

EUT Y_2TX
Setting 25
03-H-M-1

Type	Freq	Level	Limit	Margin	Raw	Dist	Condition	Azimuth	Height	Comment	AF	CL	PA
	(Hz)	(dBuV/m)	(dBuV/m)	(dB)	(dBuV)	(m)		(°)	(m)		(dB)	(dB)	(dB)
PK	12.44882G	59.53	74.00	-14.47	43.28	3	Horizontal	286	2.98	-	38.60	11.67	34.02
AV	12.44783G	46.71	54.00	-7.29	30.46	3	Horizontal	286	2.98	-	38.60	11.67	34.02

5.925-6.425GHz_802.11be EHT80-BF_Nss1,(MCS0)_2TX

6225MHz_TX

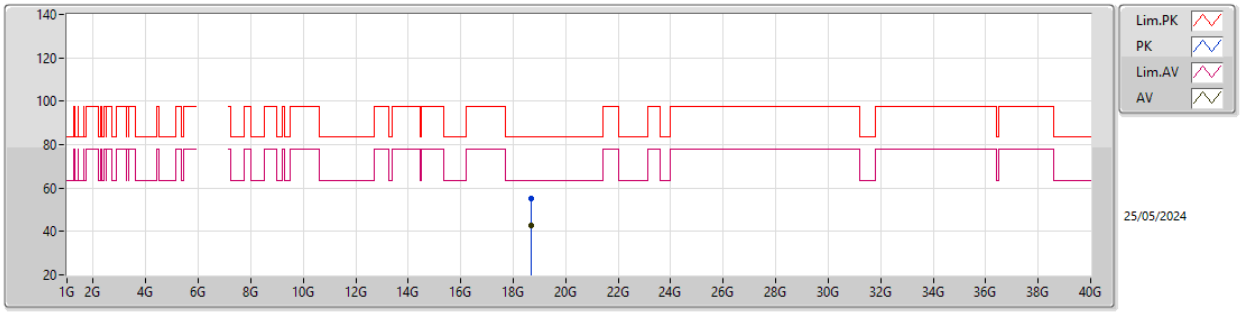

EUT Y_2TX
Setting 25
03-H-Y-1

Type	Freq	Level	Limit	Margin	Raw	Dist	Condition	Azimuth	Height	Comment	AF	CL	PA
	(Hz)	(dBuV/m)	(dBuV/m)	(dB)	(dBuV)	(m)		(°)	(m)		(dB)	(dB)	(dB)
PK	18.67838G	55.23	83.54	-28.31	51.83	1	Vertical	91	2.93	-	37.69	15.27	49.56
AV	18.67202G	42.85	63.54	-20.69	39.43	1	Vertical	91	2.93	-	37.71	15.27	49.56

5.925-6.425GHz_802.11be EHT80-BF_Nss1,(MCS0)_2TX

6225MHz_TX

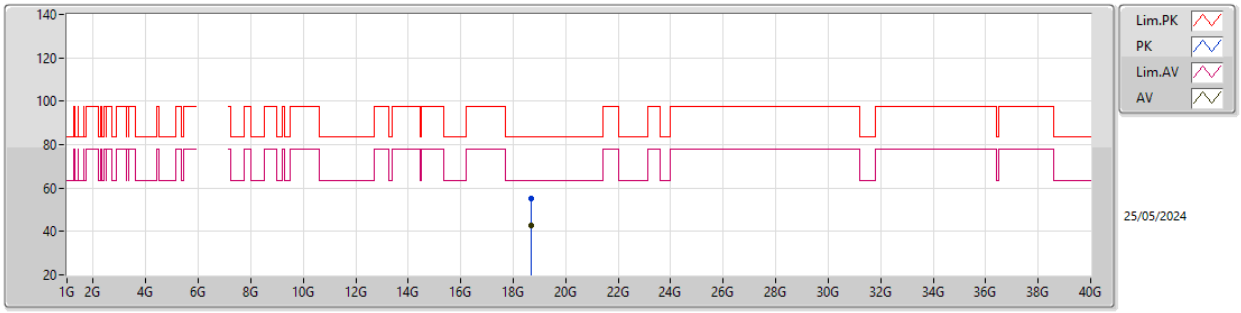

EUT Y_2TX
Setting 25
03-H-Y-1

Type	Freq	Level	Limit	Margin	Raw	Dist	Condition	Azimuth	Height	Comment	AF	CL	PA
	(Hz)	(dBuV/m)	(dBuV/m)	(dB)	(dBuV)	(m)		(°)	(m)		(dB)	(dB)	(dB)
PK	18.67998G	55.28	83.54	-28.26	51.89	1	Horizontal	290	2.17	-	37.68	15.27	49.56
AV	18.67G	42.71	63.54	-20.83	39.28	1	Horizontal	290	2.17	-	37.72	15.27	49.56

5.925-6.425GHz_802.11be EHT80-BF_Nss1,(MCS0)_2TX

6385MHz_TX

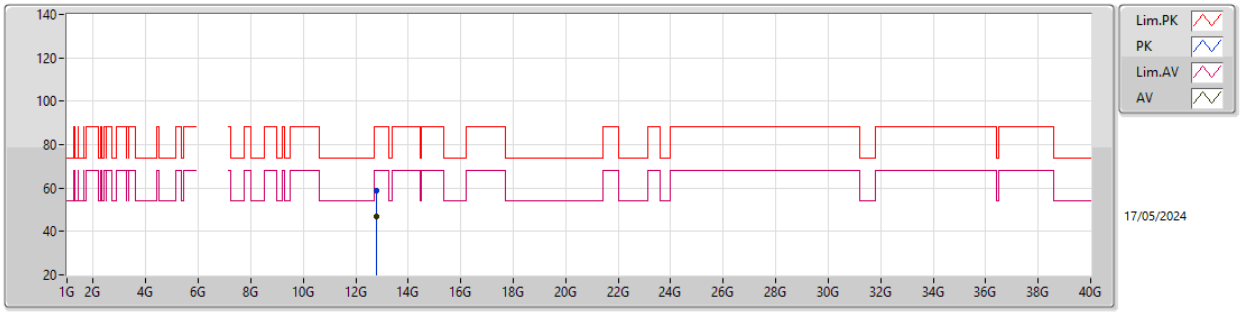

EUT Y_2TX
Setting 25
03-H-M-1

Type	Freq	Level	Limit	Margin	Raw	Dist	Condition	Azimuth	Height	Comment	AF	CL	PA
	(Hz)	(dBuV/m)	(dBuV/m)	(dB)	(dBuV)	(m)		(°)	(m)		(dB)	(dB)	(dB)
PK	12.77045G	58.75	88.20	-29.45	41.70	3	Vertical	139	2.14	-	38.88	11.78	33.61
RMS	12.7697G	47.07	68.20	-21.13	30.02	3	Vertical	139	2.14	-	38.88	11.78	33.61

5.925-6.425GHz_802.11be EHT80-BF_Nss1,(MCS0)_2TX

6385MHz_TX

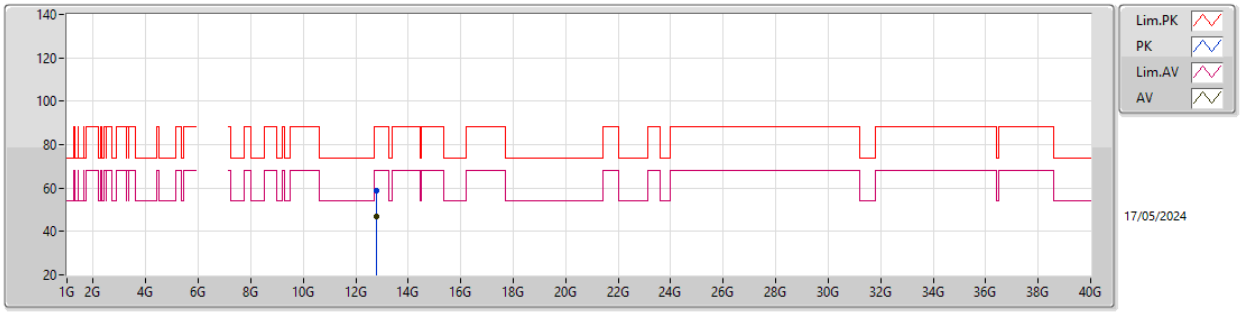

EUT Y_2TX
Setting 25
03-H-M-1

Type	Freq	Level	Limit	Margin	Raw	Dist	Condition	Azimuth	Height	Comment	AF	CL	PA
	(Hz)	(dBuV/m)	(dBuV/m)	(dB)	(dBuV)	(m)		(°)	(m)		(dB)	(dB)	(dB)
PK	12.7713G	58.90	88.20	-29.30	41.84	3	Horizontal	66	2.48	-	38.89	11.78	33.61
RMS	12.76913G	47.00	68.20	-21.20	29.95	3	Horizontal	66	2.48	-	38.88	11.78	33.61

5.925-6.425GHz_802.11be EHT80-BF_Nss1,(MCS0)_2TX

6385MHz_TX

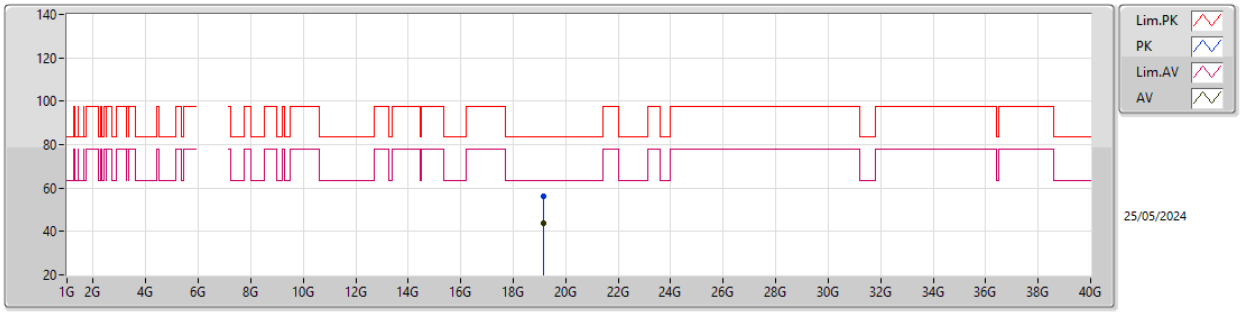

EUT Y_2TX
Setting 25
03-H-Y-1

Type	Freq	Level	Limit	Margin	Raw	Dist	Condition	Azimuth	Height	Comment	AF	CL	PA
	(Hz)	(dBuV/m)	(dBuV/m)	(dB)	(dBuV)	(m)		(°)	(m)		(dB)	(dB)	(dB)
PK	19.15636G	55.99	83.54	-27.55	52.46	1	Vertical	73	2.55	-	37.74	15.24	49.45
AV	19.15592G	43.72	63.54	-19.82	40.19	1	Vertical	73	2.55	-	37.74	15.24	49.45

5.925-6.425GHz_802.11be EHT80-BF_Nss1,(MCS0)_2TX

6385MHz_TX

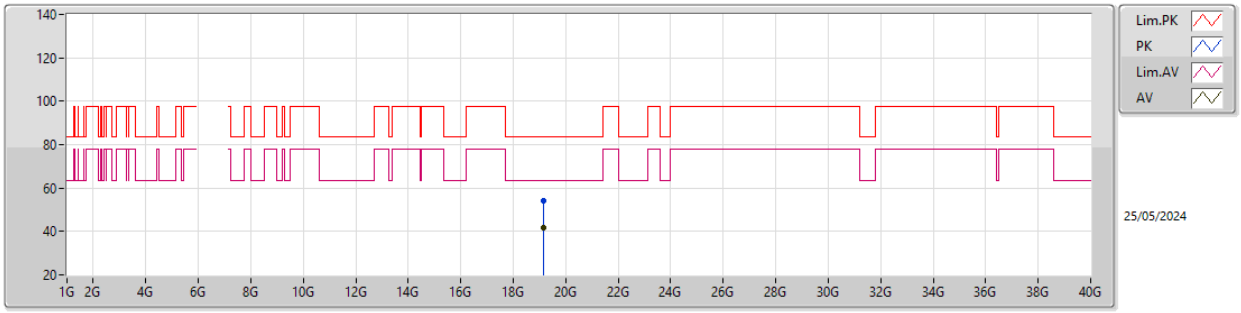

EUT Y_2TX
Setting 25
03-H-Y-1

Type	Freq	Level	Limit	Margin	Raw	Dist	Condition	Azimuth	Height	Comment	AF	CL	PA
	(Hz)	(dBuV/m)	(dBuV/m)	(dB)	(dBuV)	(m)		(°)	(m)		(dB)	(dB)	(dB)
PK	19.15734G	54.04	83.54	-29.50	50.51	1	Horizontal	41	1.02	-	37.74	15.24	49.45
AV	19.15782G	41.78	63.54	-21.76	38.24	1	Horizontal	41	1.02	-	37.75	15.24	49.45

6.525-6.875GHz_802.11be EHT80-BF_Nss1,(MCS0)_2TX

6625MHz_TX

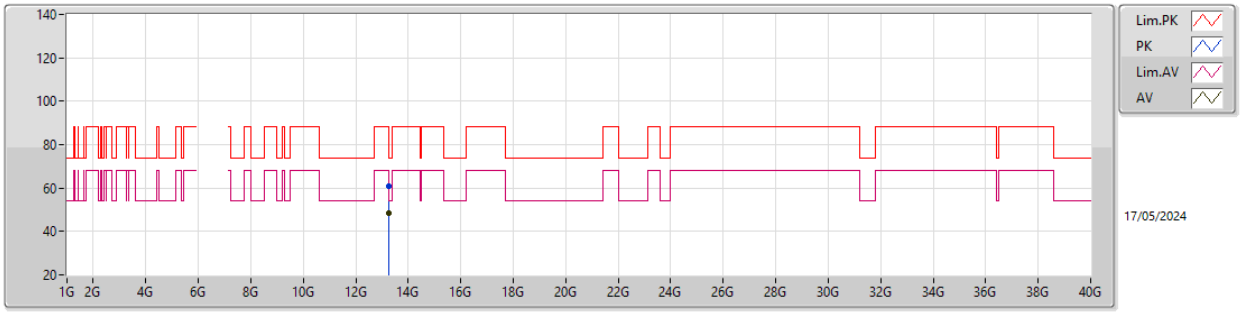

EUT Y_2TX
Setting 25
03-H-M-1

Type	Freq	Level	Limit	Margin	Raw	Dist	Condition	Azimuth	Height	Comment	AF	CL	PA
	(Hz)	(dBuV/m)	(dBuV/m)	(dB)	(dBuV)	(m)		(°)	(m)		(dB)	(dB)	(dB)
PK	13.24756G	60.73	88.20	-27.47	41.90	3	Vertical	77	2.10	-	39.89	11.94	33.00
RMS	13.24172G	48.47	68.20	-19.73	29.67	3	Vertical	77	2.10	-	39.87	11.94	33.01

6.525-6.875GHz_802.11be EHT80-BF_Nss1,(MCS0)_2TX

6625MHz_TX

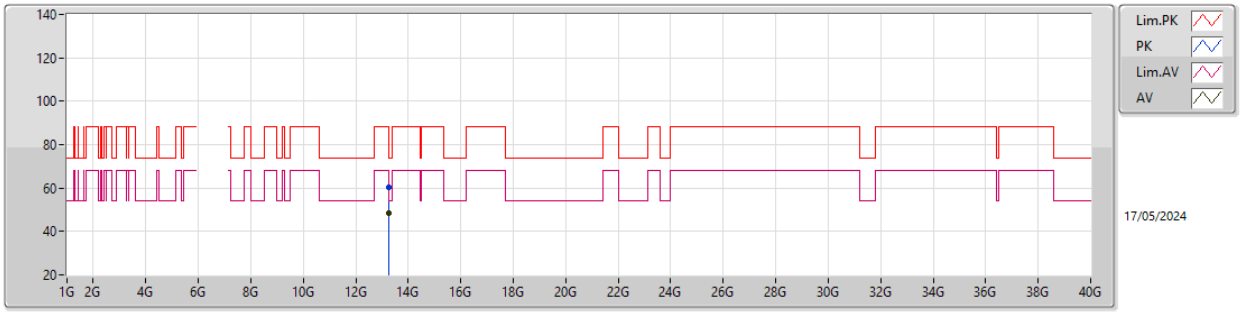

EUT Y_2TX
Setting 25
03-H-M-1

Type	Freq	Level	Limit	Margin	Raw	Dist	Condition	Azimuth	Height	Comment	AF	CL	PA
	(Hz)	(dBuV/m)	(dBuV/m)	(dB)	(dBuV)	(m)		(°)	(m)		(dB)	(dB)	(dB)
PK	13.24758G	60.35	88.20	-27.85	41.52	3	Horizontal	314	2.96	-	39.89	11.94	33.00
RMS	13.24808G	48.48	68.20	-19.72	29.65	3	Horizontal	314	2.96	-	39.89	11.94	33.00

6.525-6.875GHz_802.11be EHT80-BF_Nss1,(MCS0)_2TX

6625MHz_TX

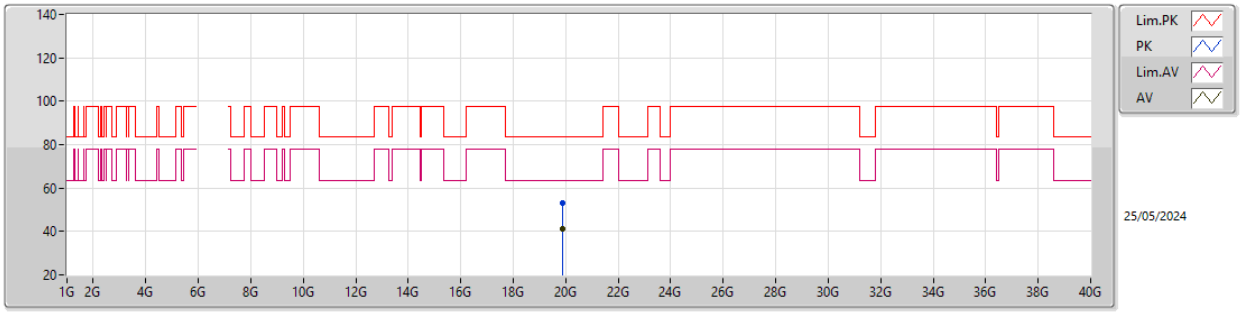

EUT Y_2TX
Setting 25
03-H-Y-1

Type	Freq	Level	Limit	Margin	Raw	Dist	Condition	Azimuth	Height	Comment	AF	CL	PA
	(Hz)	(dBuV/m)	(dBuV/m)	(dB)	(dBuV)	(m)		(°)	(m)		(dB)	(dB)	(dB)
PK	19.8777G	53.21	83.54	-30.33	49.60	1	Vertical	134	1.25	-	37.77	15.21	49.37
AV	19.87428G	41.19	63.54	-22.35	37.60	1	Vertical	134	1.25	-	37.75	15.21	49.37

6.525-6.875GHz_802.11be EHT80-BF_Nss1,(MCS0)_2TX

6625MHz_TX

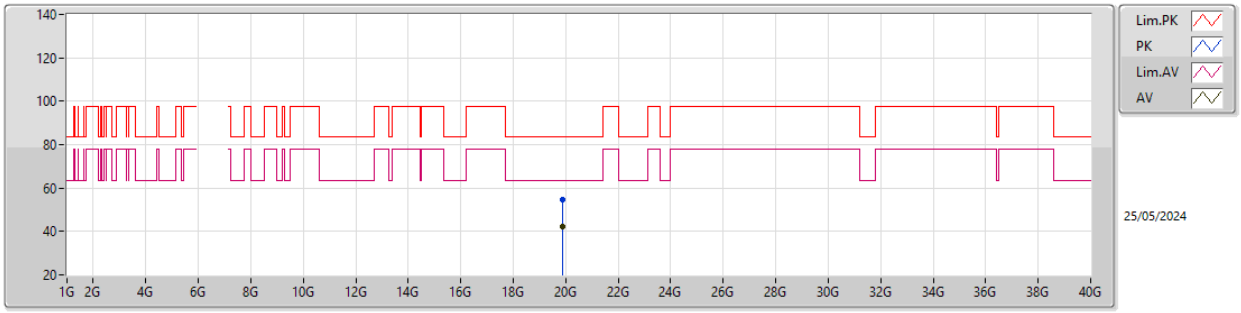

EUT Y_2TX
Setting 25
03-H-Y-1

Type	Freq	Level	Limit	Margin	Raw	Dist	Condition	Azimuth	Height	Comment	AF	CL	PA
	(Hz)	(dBuV/m)	(dBuV/m)	(dB)	(dBuV)	(m)		(°)	(m)		(dB)	(dB)	(dB)
PK	19.8789G	54.61	83.54	-28.93	51.00	1	Horizontal	190	2.95	-	37.77	15.21	49.37
AV	19.87268G	42.25	63.54	-21.29	38.67	1	Horizontal	190	2.95	-	37.74	15.21	49.37

6.525-6.875GHz_802.11be EHT80-BF_Nss1,(MCS0)_2TX

6705MHz_TX

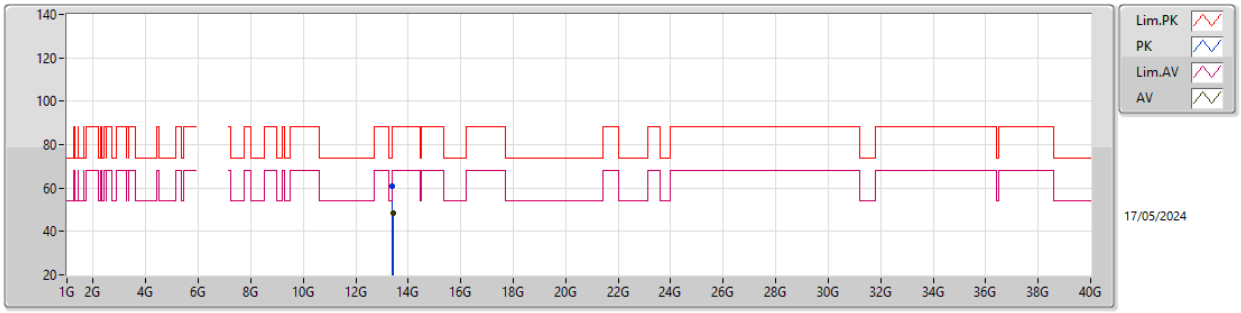

EUT Y_2TX
Setting 25
03-H-M-1

Type	Freq	Level	Limit	Margin	Raw	Dist	Condition	Azimuth	Height	Comment	AF	CL	PA
	(Hz)	(dBuV/m)	(dBuV/m)	(dB)	(dBuV)	(m)		(°)	(m)		(dB)	(dB)	(dB)
PK	13.40862G	60.63	88.20	-27.57	41.32	3	Vertical	100	2.43	-	40.12	12.00	32.81
RMS	13.41067G	48.47	68.20	-19.73	29.16	3	Vertical	100	2.43	-	40.12	12.00	32.81

6.525-6.875GHz_802.11be EHT80-BF_Nss1,(MCS0)_2TX

6705MHz_TX

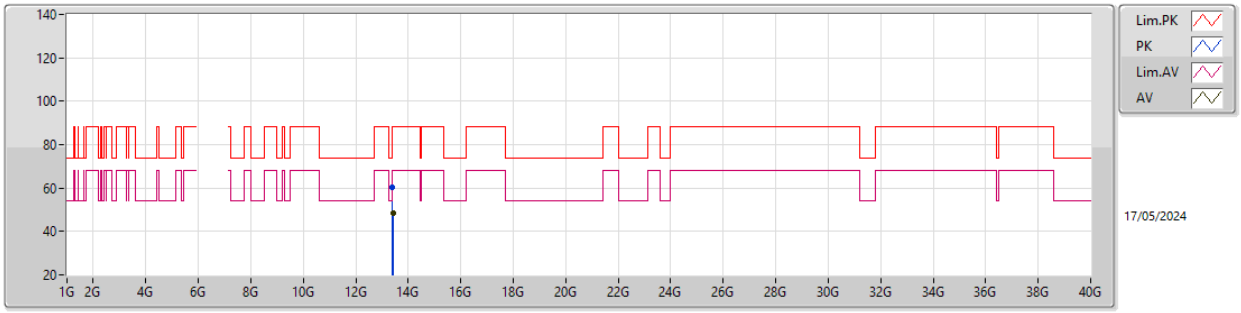

EUT Y_2TX
Setting 25
03-H-M-1

Type	Freq	Level	Limit	Margin	Raw	Dist	Condition	Azimuth	Height	Comment	AF	CL	PA
	(Hz)	(dBuV/m)	(dBuV/m)	(dB)	(dBuV)	(m)		(°)	(m)		(dB)	(dB)	(dB)
PK	13.40798G	60.39	88.20	-27.81	41.08	3	Horizontal	353	2.20	-	40.12	12.00	32.81
RMS	13.41064G	48.41	68.20	-19.79	29.10	3	Horizontal	353	2.20	-	40.12	12.00	32.81

6.525-6.875GHz_802.11be EHT80-BF_Nss1,(MCS0)_2TX

6705MHz_TX

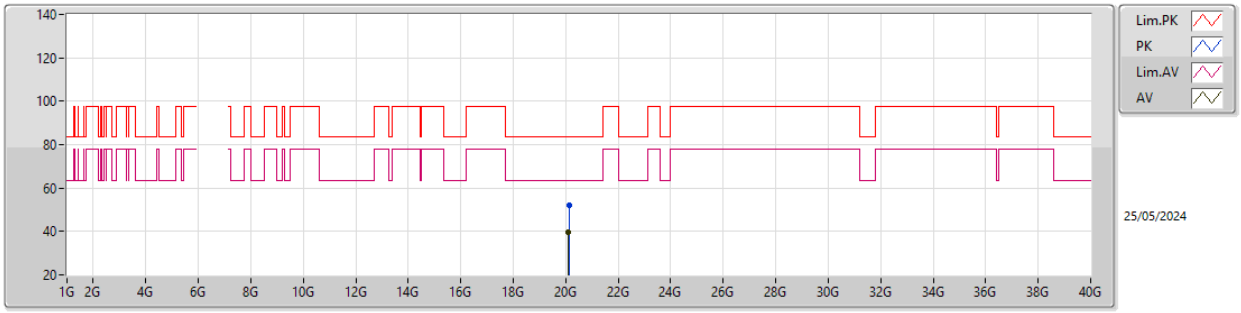

EUT Y_2TX
Setting 25
03-H-Y-1

Type	Freq	Level	Limit	Margin	Raw	Dist	Condition	Azimuth	Height	Comment	AF	CL	PA
	(Hz)	(dBuV/m)	(dBuV/m)	(dB)	(dBuV)	(m)		(°)	(m)		(dB)	(dB)	(dB)
PK	20.11664G	52.01	83.54	-31.53	48.16	1	Vertical	197	1.66	-	37.80	15.29	49.24
AV	20.11416G	39.91	63.54	-23.63	36.04	1	Vertical	197	1.66	-	37.82	15.29	49.24

6.525-6.875GHz_802.11be EHT80-BF_Nss1,(MCS0)_2TX

6705MHz_TX

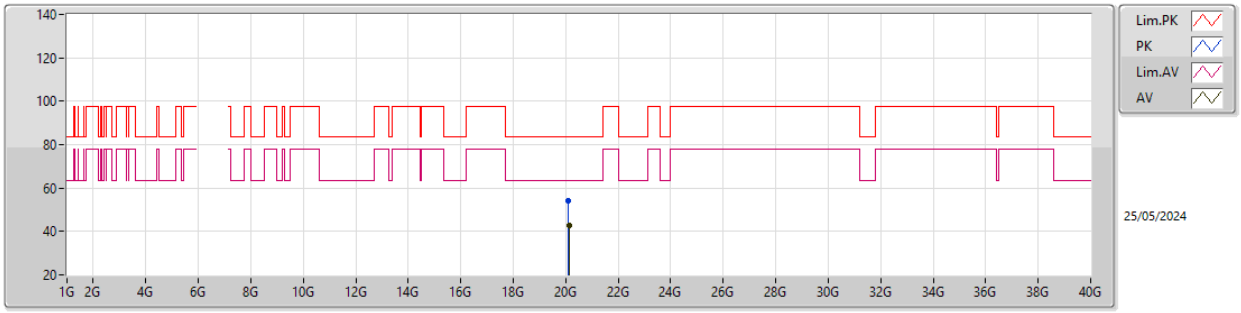

EUT Y_2TX
Setting 25
03-H-Y-1

Type	Freq	Level	Limit	Margin	Raw	Dist	Condition	Azimuth	Height	Comment	AF	CL	PA
	(Hz)	(dBuV/m)	(dBuV/m)	(dB)	(dBuV)	(m)		(°)	(m)		(dB)	(dB)	(dB)
PK	20.11234G	54.21	83.54	-29.33	50.33	1	Horizontal	147	1.34	-	37.83	15.29	49.24
AV	20.11906G	42.84	63.54	-20.70	38.99	1	Horizontal	147	1.34	-	37.79	15.30	49.24

6.525-6.875GHz_802.11be EHT80-BF_Nss1,(MCS0)_2TX

6785MHz_TX

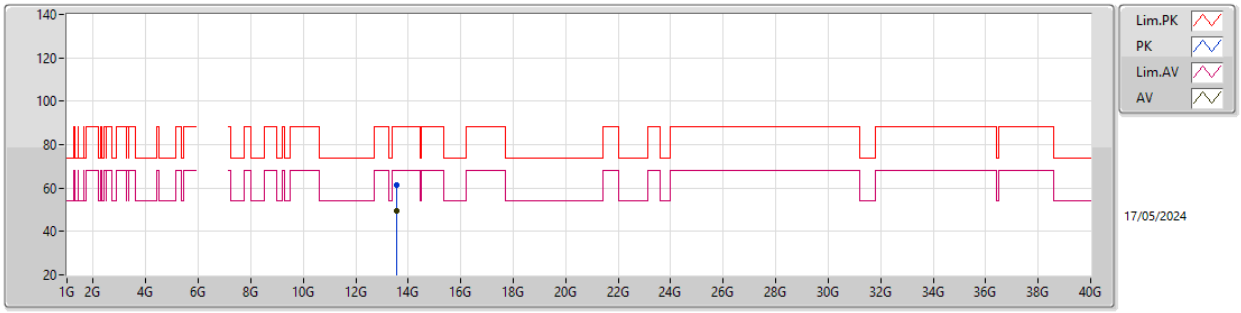

EUT Y_2TX
Setting 25
03-H-M-1

Type	Freq	Level	Limit	Margin	Raw	Dist	Condition	Azimuth	Height	Comment	AF	CL	PA
	(Hz)	(dBuV/m)	(dBuV/m)	(dB)	(dBuV)	(m)		(°)	(m)		(dB)	(dB)	(dB)
PK	13.56945G	61.46	88.20	-26.74	41.70	3	Vertical	127	2.42	-	40.40	12.05	32.69
RMS	13.56929G	49.42	68.20	-18.78	29.66	3	Vertical	127	2.42	-	40.40	12.05	32.69

6.525-6.875GHz_802.11be EHT80-BF_Nss1,(MCS0)_2TX

6785MHz_TX

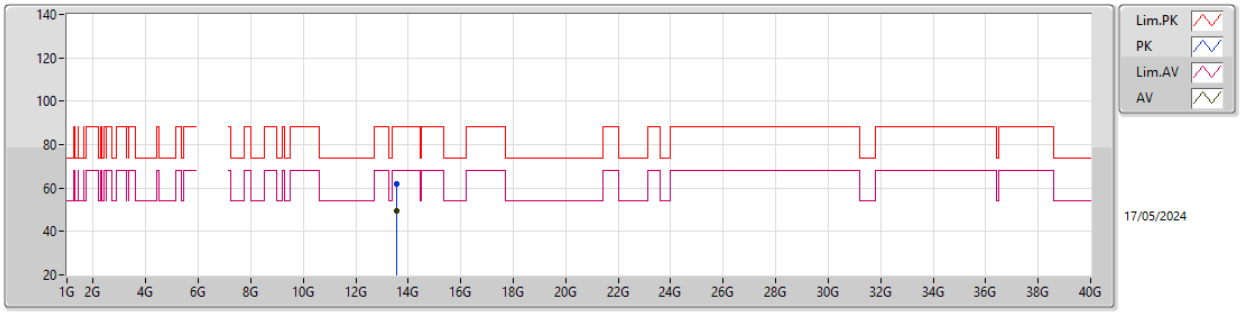

EUT Y_2TX
Setting 25
03-H-M-1

Type	Freq	Level	Limit	Margin	Raw	Dist	Condition	Azimuth	Height	Comment	AF	CL	PA
	(Hz)	(dBuV/m)	(dBuV/m)	(dB)	(dBuV)	(m)		(°)	(m)		(dB)	(dB)	(dB)
PK	13.56832G	62.04	88.20	-26.16	42.28	3	Horizontal	272	1.83	-	40.40	12.05	32.69
RMS	13.56816G	49.36	68.20	-18.84	29.60	3	Horizontal	272	1.83	-	40.40	12.05	32.69

6.525-6.875GHz_802.11be EHT80-BF_Nss1,(MCS0)_2TX

6785MHz_TX

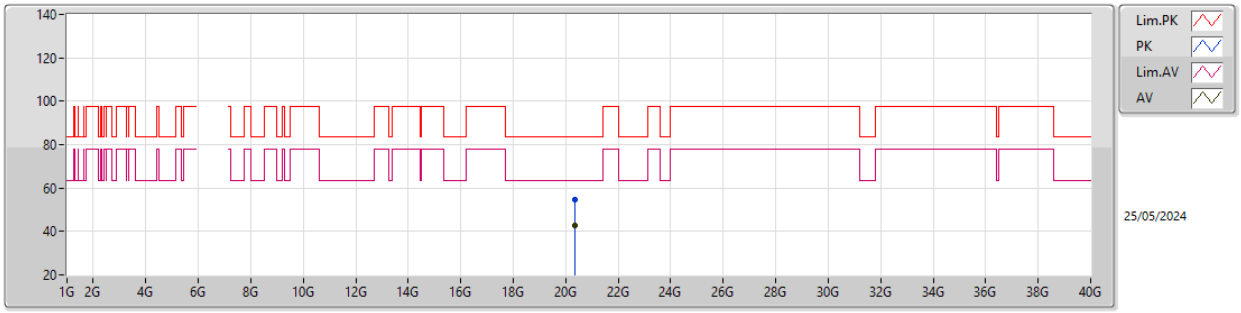

EUT Y_2TX
Setting 25
03-H-Y-1

Type	Freq	Level	Limit	Margin	Raw	Dist	Condition	Azimuth	Height	Comment	AF	CL	PA
	(Hz)	(dBuV/m)	(dBuV/m)	(dB)	(dBuV)	(m)		(°)	(m)		(dB)	(dB)	(dB)
PK	20.35572G	54.48	83.54	-29.06	50.09	1	Vertical	267	1.19	-	38.09	15.48	49.18
AV	20.3538G	42.86	63.54	-20.68	38.47	1	Vertical	267	1.19	-	38.09	15.48	49.18

6.525-6.875GHz_802.11be EHT80-BF_Nss1,(MCS0)_2TX

6785MHz_TX

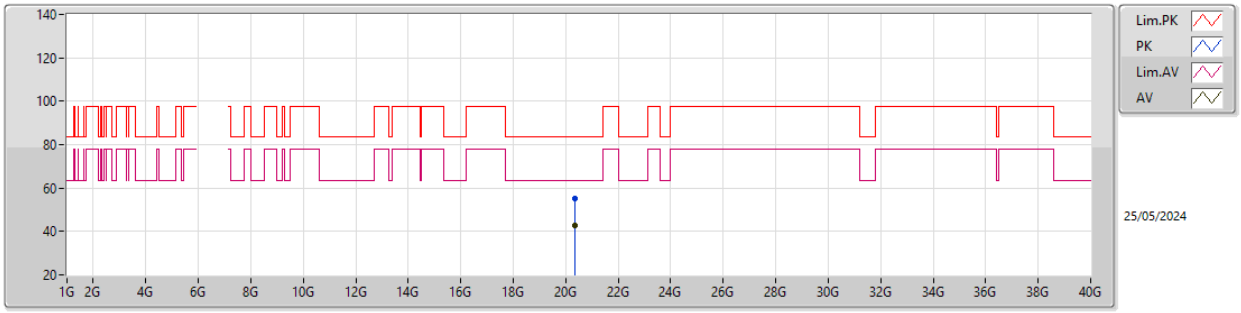

EUT Y_2TX
Setting 25
03-H-Y-1

Type	Freq	Level	Limit	Margin	Raw	Dist	Condition	Azimuth	Height	Comment	AF	CL	PA
	(Hz)	(dBuV/m)	(dBuV/m)	(dB)	(dBuV)	(m)		(°)	(m)		(dB)	(dB)	(dB)
PK	20.35874G	55.19	83.54	-28.35	50.80	1	Horizontal	289	1.22	-	38.08	15.49	49.18
AV	20.35726G	42.81	63.54	-20.73	38.41	1	Horizontal	289	1.22	-	38.09	15.49	49.18

5.925-6.425GHz_802.11be EHT160-BF_Nss1,(MCS0)_2TX

6025MHz_TX

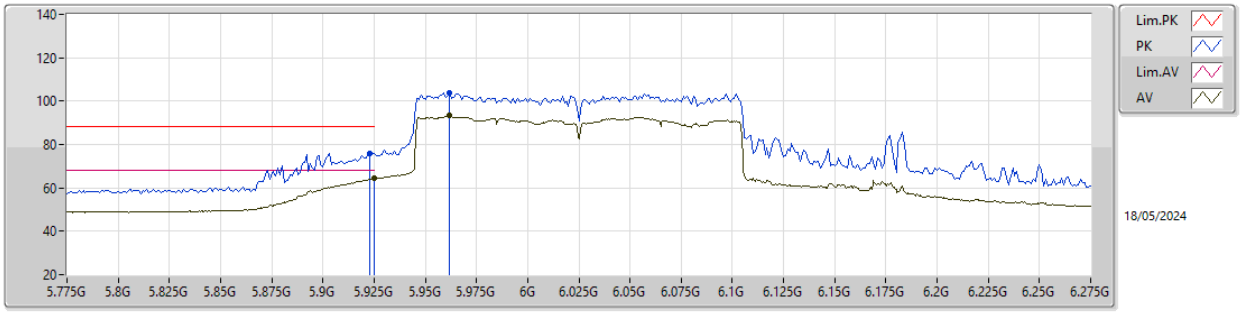

EUT Y_2TX
Setting 23
03-H-A-4-10

Type	Freq	Level	Limit	Margin	Raw	Dist	Condition	Azimuth	Height	Comment	AF	CL	PA
	(Hz)	(dBuV/m)	(dBuV/m)	(dB)	(dBuV)	(m)		(°)	(m)		(dB)	(dB)	(dB)
PK	5.923G	76.09	88.20	-12.11	69.01	3	Vertical	6	1.98	-	34.55	7.63	35.10
RMS	5.925G	64.26	68.20	-3.94	57.18	3	Vertical	6	1.98	-	34.55	7.63	35.10
PK	5.962G	103.94	Inf	-Inf	96.80	3	Vertical	6	1.98	-	34.60	7.66	35.12
RMS	5.962G	93.23	Inf	-Inf	86.09	3	Vertical	6	1.98	-	34.60	7.66	35.12

5.925-6.425GHz_802.11be EHT160-BF_Nss1,(MCS0)_2TX

6025MHz_TX

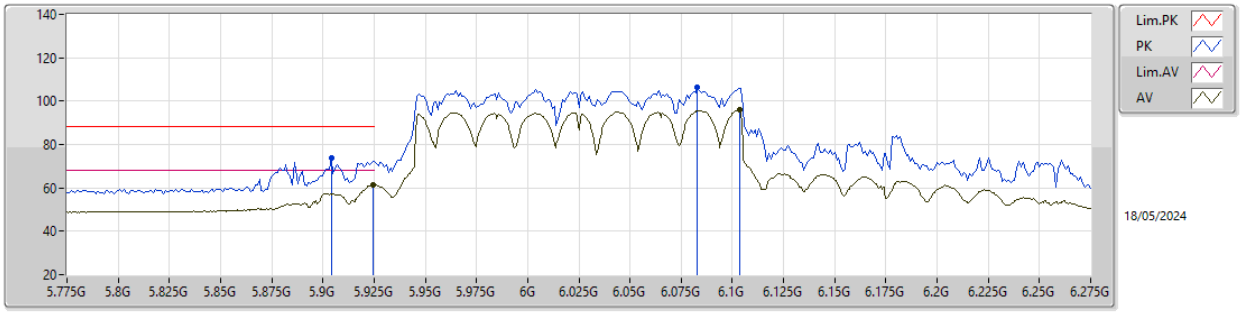

EUT Y_2TX
Setting 23
03-H-A-4-10

Type	Freq	Level	Limit	Margin	Raw	Dist	Condition	Azimuth	Height	Comment	AF	CL	PA
	(Hz)	(dBuV/m)	(dBuV/m)	(dB)	(dBuV)	(m)		(°)	(m)		(dB)	(dB)	(dB)
PK	5.904G	73.58	88.20	-14.62	66.55	3	Horizontal	336	1.53	-	34.51	7.61	35.09
RMS	5.9245G	61.40	68.20	-6.80	54.32	3	Horizontal	336	1.53	-	34.55	7.63	35.10
PK	6.083G	106.15	Inf	-Inf	98.67	3	Horizontal	336	1.53	-	34.80	7.79	35.11
RMS	6.1035G	96.19	Inf	-Inf	88.58	3	Horizontal	336	1.53	-	34.90	7.81	35.10

5.925-6.425GHz_802.11be EHT160-BF_Nss1,(MCS0)_2TX

6025MHz_TX

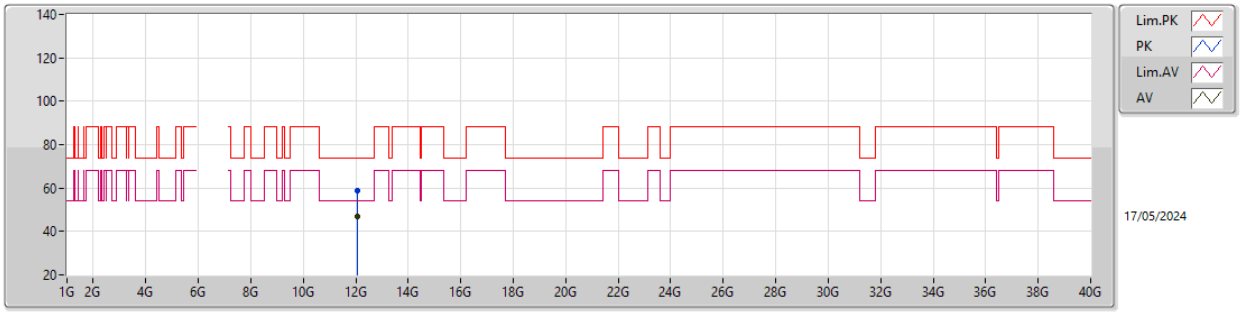

EUT Y_2TX
Setting 23
03-H-M-1

Type	Freq	Level	Limit	Margin	Raw	Dist	Condition	Azimuth	Height	Comment	AF	CL	PA
	(Hz)	(dBuV/m)	(dBuV/m)	(dB)	(dBuV)	(m)		(°)	(m)		(dB)	(dB)	(dB)
PK	12.05082G	58.79	74.00	-15.21	42.56	3	Vertical	359	1.61	-	39.00	11.54	34.31
AV	12.04798G	46.90	54.00	-7.10	30.67	3	Vertical	359	1.61	-	39.00	11.54	34.31

5.925-6.425GHz_802.11be EHT160-BF_Nss1,(MCS0)_2TX

6025MHz_TX

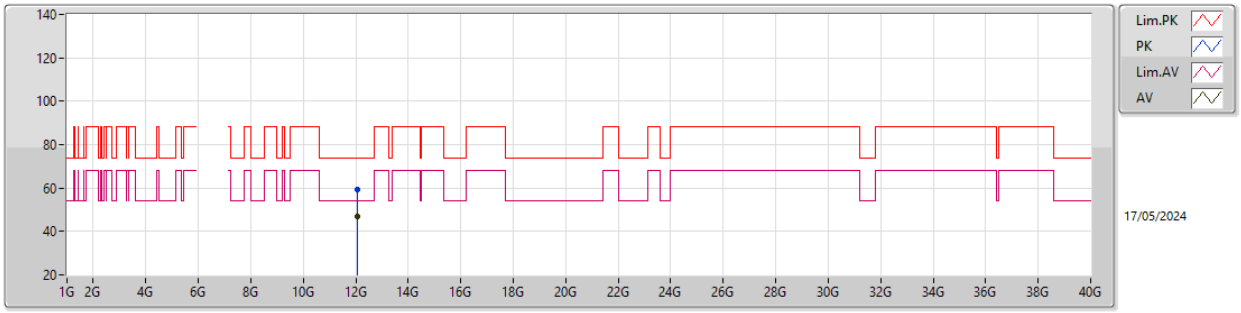

EUT Y_2TX
Setting 23
03-H-M-1

Type	Freq	Level	Limit	Margin	Raw	Dist	Condition	Azimuth	Height	Comment	AF	CL	PA
	(Hz)	(dBuV/m)	(dBuV/m)	(dB)	(dBuV)	(m)		(°)	(m)		(dB)	(dB)	(dB)
PK	12.04756G	59.52	74.00	-14.48	43.29	3	Horizontal	229	1.93	-	39.00	11.54	34.31
AV	12.04759G	46.96	54.00	-7.04	30.73	3	Horizontal	229	1.93	-	39.00	11.54	34.31

5.925-6.425GHz_802.11be EHT160-BF_Nss1,(MCS0)_2TX

6025MHz_TX

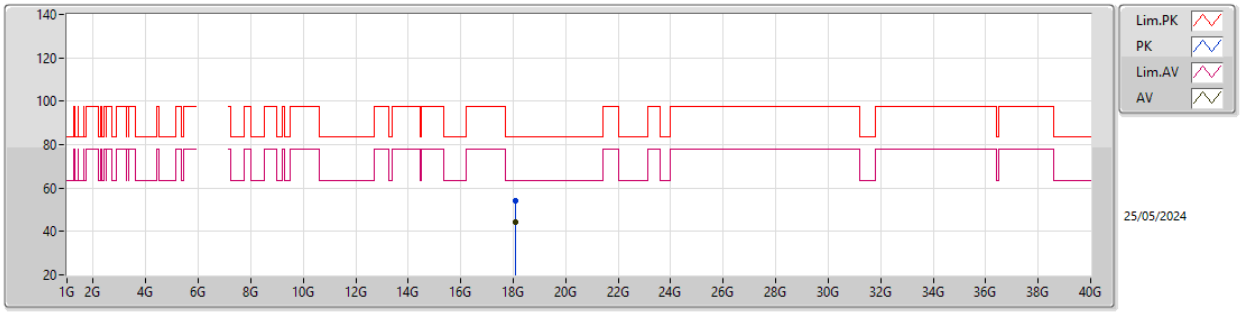

EUT Y_2TX
Setting 23
03-H-Y-1

Type	Freq	Level	Limit	Margin	Raw	Dist	Condition	Azimuth	Height	Comment	AF	CL	PA
	(Hz)	(dBuV/m)	(dBuV/m)	(dB)	(dBuV)	(m)		(°)	(m)		(dB)	(dB)	(dB)
PK	18.07292G	54.10	83.54	-29.44	50.79	1	Vertical	40	2.05	-	37.49	15.30	49.48
AV	18.07374G	44.12	63.54	-19.42	40.81	1	Vertical	40	2.05	-	37.49	15.30	49.48

5.925-6.425GHz_802.11be EHT160-BF_Nss1,(MCS0)_2TX

6025MHz_TX

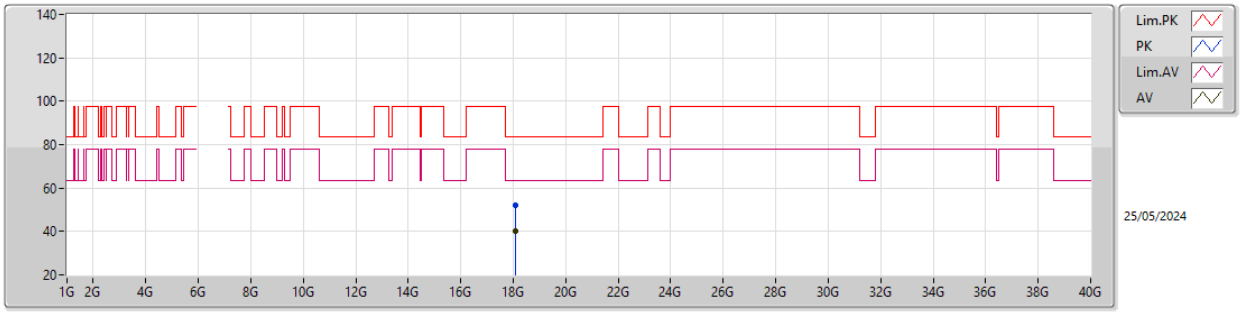

EUT Y_2TX
Setting 23
03-H-Y-1

Type	Freq	Level	Limit	Margin	Raw	Dist	Condition	Azimuth	Height	Comment	AF	CL	PA
	(Hz)	(dBuV/m)	(dBuV/m)	(dB)	(dBuV)	(m)		(°)	(m)		(dB)	(dB)	(dB)
PK	18.07392G	52.10	83.54	-31.44	48.78	1	Horizontal	83	2.52	-	37.50	15.30	49.48
AV	18.07872G	40.11	63.54	-23.43	36.78	1	Horizontal	83	2.52	-	37.51	15.30	49.48

5.925-6.425GHz_802.11be EHT160-BF_Nss1,(MCS0)_2TX

6185MHz_TX

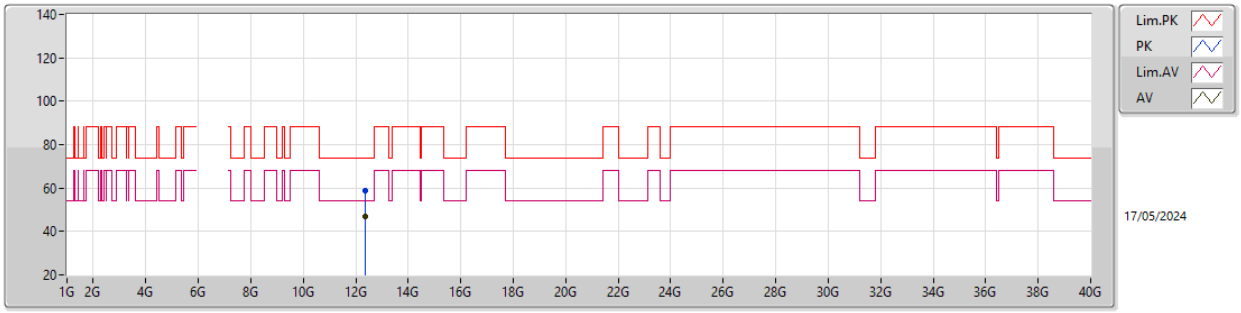

EUT Y_2TX
Setting 25
03-H-M-1

Type	Freq	Level	Limit	Margin	Raw	Dist	Condition	Azimuth	Height	Comment	AF	CL	PA
	(Hz)	(dBuV/m)	(dBuV/m)	(dB)	(dBuV)	(m)		(°)	(m)		(dB)	(dB)	(dB)
PK	12.37014G	58.67	74.00	-15.33	42.44	3	Vertical	305	2.74	-	38.66	11.65	34.08
AV	12.36868G	46.68	54.00	-7.32	30.45	3	Vertical	305	2.74	-	38.66	11.65	34.08

5.925-6.425GHz_802.11be EHT160-BF_Nss1,(MCS0)_2TX

6185MHz_TX

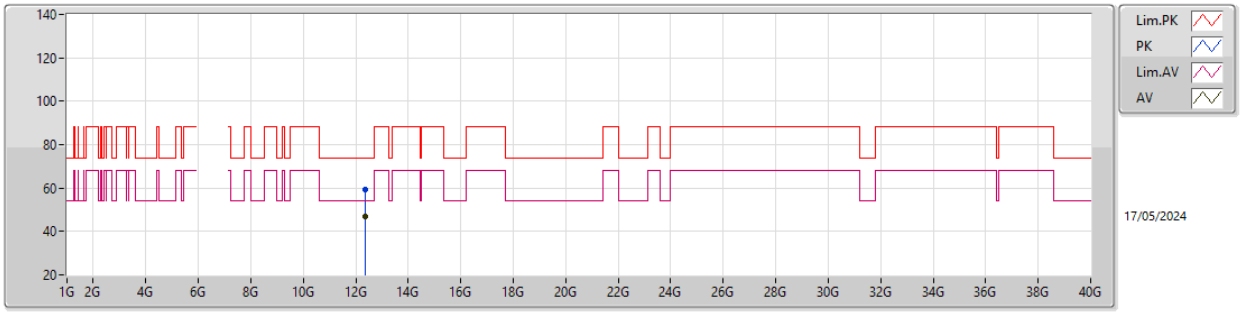

EUT Y_2TX
Setting 25
03-H-M-1

Type	Freq	Level	Limit	Margin	Raw	Dist	Condition	Azimuth	Height	Comment	AF	CL	PA
	(Hz)	(dBuV/m)	(dBuV/m)	(dB)	(dBuV)	(m)		(°)	(m)		(dB)	(dB)	(dB)
PK	12.36934G	59.19	74.00	-14.81	42.96	3	Horizontal	306	1.49	-	38.66	11.65	34.08
AV	12.36858G	46.68	54.00	-7.32	30.45	3	Horizontal	306	1.49	-	38.66	11.65	34.08

5.925-6.425GHz_802.11be EHT160-BF_Nss1,(MCS0)_2TX

6185MHz_TX

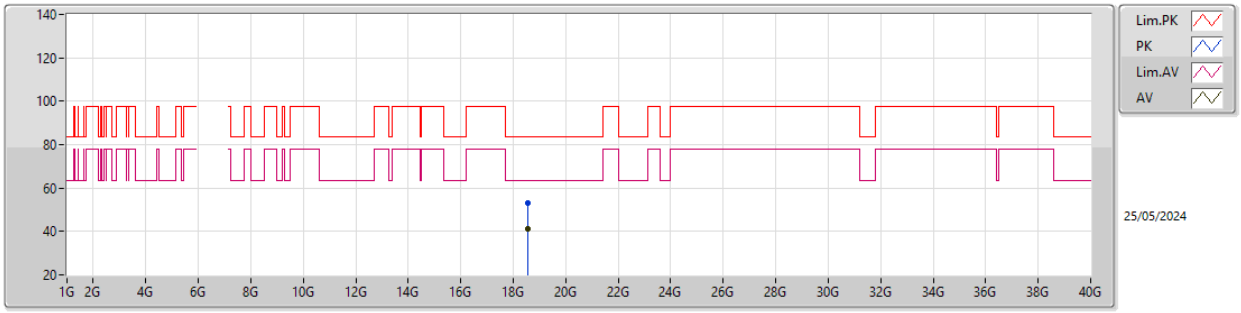

EUT Y_2TX
Setting 25
03-H-Y-1

Type	Freq	Level	Limit	Margin	Raw	Dist	Condition	Azimuth	Height	Comment	AF	CL	PA
	(Hz)	(dBuV/m)	(dBuV/m)	(dB)	(dBuV)	(m)		(°)	(m)		(dB)	(dB)	(dB)
PK	18.55888G	53.13	83.54	-30.41	49.80	1	Vertical	318	1.89	-	37.70	15.27	49.64
AV	18.55584G	41.17	63.54	-22.37	37.84	1	Vertical	318	1.89	-	37.70	15.27	49.64

5.925-6.425GHz_802.11be EHT160-BF_Nss1,(MCS0)_2TX

6185MHz_TX

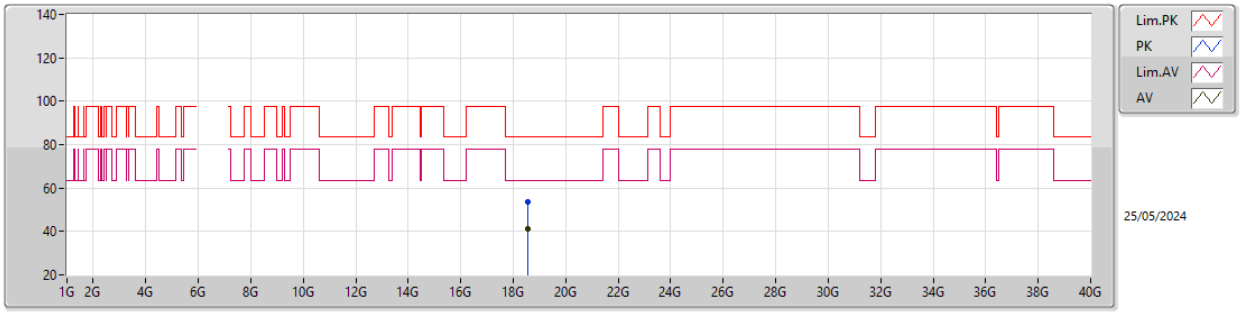

EUT Y_2TX
Setting 25
03-H-Y-1

Type	Freq	Level	Limit	Margin	Raw	Dist	Condition	Azimuth	Height	Comment	AF	CL	PA
	(Hz)	(dBuV/m)	(dBuV/m)	(dB)	(dBuV)	(m)		(°)	(m)		(dB)	(dB)	(dB)
PK	18.5513G	53.45	83.54	-30.09	50.13	1	Horizontal	99	1.97	-	37.70	15.27	49.65
AV	18.5572G	41.17	63.54	-22.37	37.84	1	Horizontal	99	1.97	-	37.70	15.27	49.64

5.925-6.425GHz_802.11be EHT160-BF_Nss1,(MCS0)_2TX

6345MHz_TX

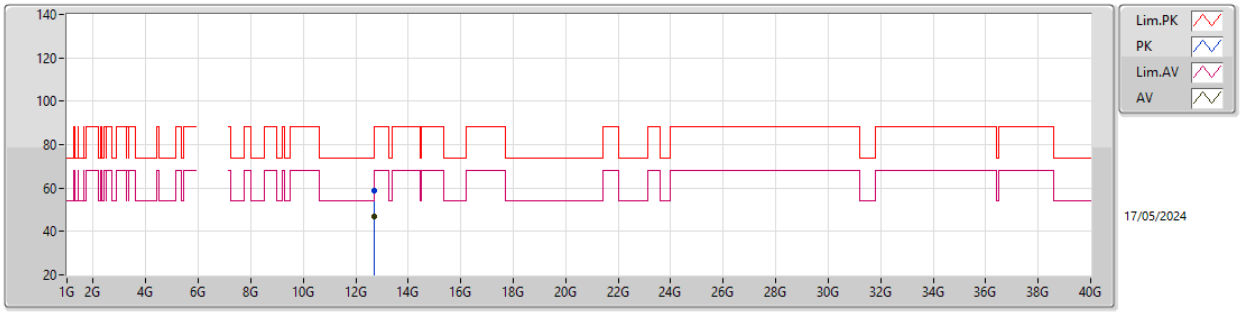

EUT Y_2TX
Setting 25
03-H-M-1

Type	Freq	Level	Limit	Margin	Raw	Dist	Condition	Azimuth	Height	Comment	AF	CL	PA
	(Hz)	(dBuV/m)	(dBuV/m)	(dB)	(dBuV)	(m)		(°)	(m)		(dB)	(dB)	(dB)
PK	12.68956G	58.77	74.00	-15.23	41.86	3	Vertical	239	1.77	-	38.88	11.75	33.72
AV	12.6922G	46.95	54.00	-7.05	30.03	3	Vertical	239	1.77	-	38.88	11.76	33.72

5.925-6.425GHz_802.11be EHT160-BF_Nss1,(MCS0)_2TX

6345MHz_TX

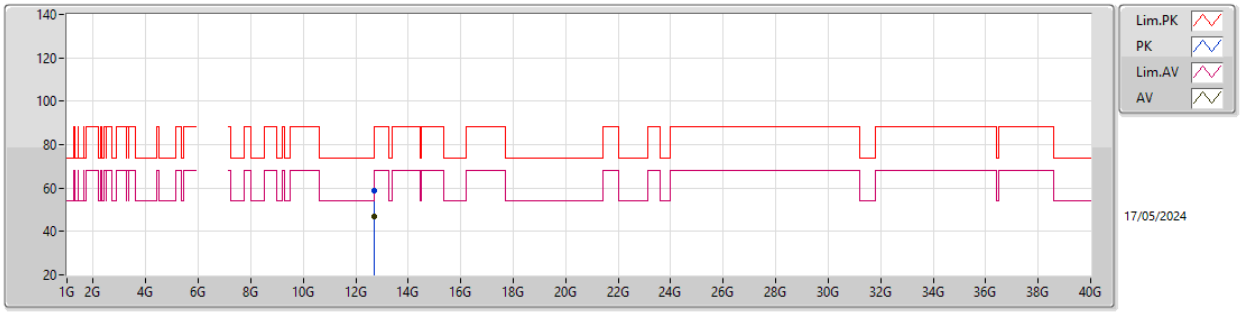

EUT Y_2TX
Setting 25
03-H-M-1

Type	Freq	Level	Limit	Margin	Raw	Dist	Condition	Azimuth	Height	Comment	AF	CL	PA
	(Hz)	(dBuV/m)	(dBuV/m)	(dB)	(dBuV)	(m)		(°)	(m)		(dB)	(dB)	(dB)
PK	12.68925G	58.94	74.00	-15.06	42.03	3	Horizontal	93	2.39	-	38.88	11.75	33.72
AV	12.68904G	46.99	54.00	-7.01	30.08	3	Horizontal	93	2.39	-	38.88	11.75	33.72

5.925-6.425GHz_802.11be EHT160-BF_Nss1,(MCS0)_2TX

6345MHz_TX

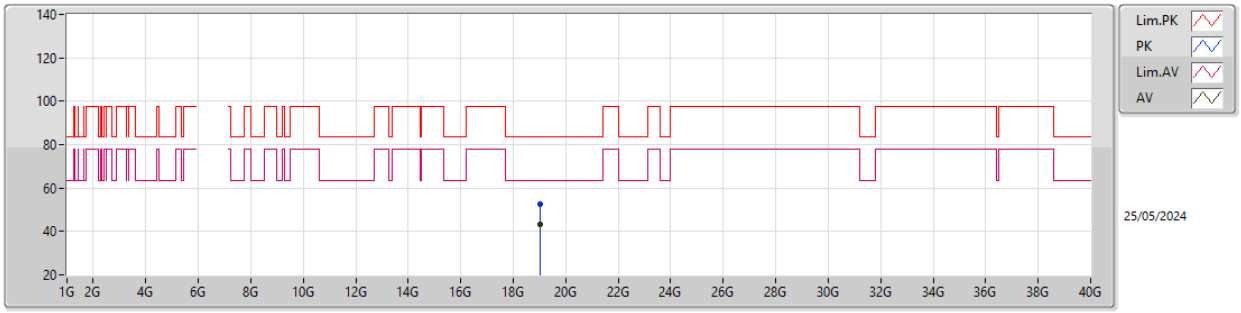

EUT Y_2TX
Setting 25
03-H-Y-1

Type	Freq	Level	Limit	Margin	Raw	Dist	Condition	Azimuth	Height	Comment	AF	CL	PA
	(Hz)	(dBuV/m)	(dBuV/m)	(dB)	(dBuV)	(m)		(°)	(m)		(dB)	(dB)	(dB)
PK	19.03342G	52.66	83.54	-30.88	48.87	1	Vertical	127	2.05	-	37.90	15.25	49.36
AV	19.03562G	43.45	63.54	-20.09	39.66	1	Vertical	127	2.05	-	37.90	15.25	49.36

5.925-6.425GHz_802.11be EHT160-BF_Nss1,(MCS0)_2TX

6345MHz_TX

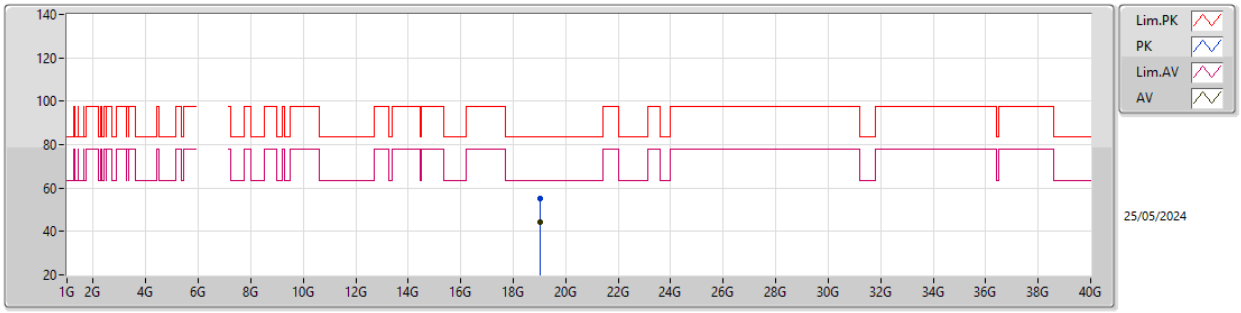

EUT Y_2TX
Setting 25
03-H-Y-1

Type	Freq	Level	Limit	Margin	Raw	Dist	Condition	Azimuth	Height	Comment	AF	CL	PA
	(Hz)	(dBuV/m)	(dBuV/m)	(dB)	(dBuV)	(m)		(°)	(m)		(dB)	(dB)	(dB)
PK	19.036G	55.26	83.54	-28.28	51.47	1	Horizontal	227	1.78	-	37.90	15.25	49.36
AV	19.03986G	44.46	63.54	-19.08	40.68	1	Horizontal	227	1.78	-	37.90	15.25	49.37

6.525-6.875GHz_802.11be EHT160-BF_Nss1,(MCS0)_2TX

6665MHz_TX

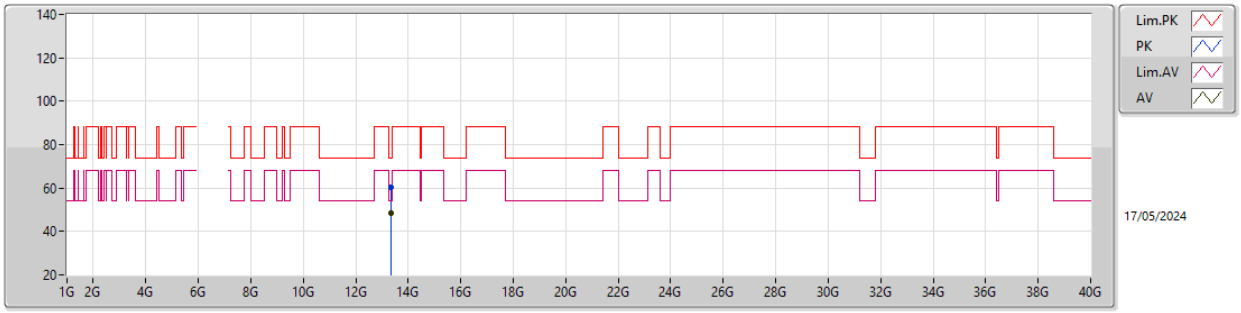

EUT Y_2TX
Setting 25
03-H-M-1

Type	Freq	Level	Limit	Margin	Raw	Dist	Condition	Azimuth	Height	Comment	AF	CL	PA
	(Hz)	(dBuV/m)	(dBuV/m)	(dB)	(dBuV)	(m)		(°)	(m)		(dB)	(dB)	(dB)
PK	13.3301G	60.21	74.00	-13.79	41.14	3	Vertical	117	1.60	-	40.00	11.97	32.90
AV	13.32765G	48.45	54.00	-5.55	29.39	3	Vertical	117	1.60	-	40.00	11.97	32.91

6.525-6.875GHz_802.11be EHT160-BF_Nss1,(MCS0)_2TX

6665MHz_TX

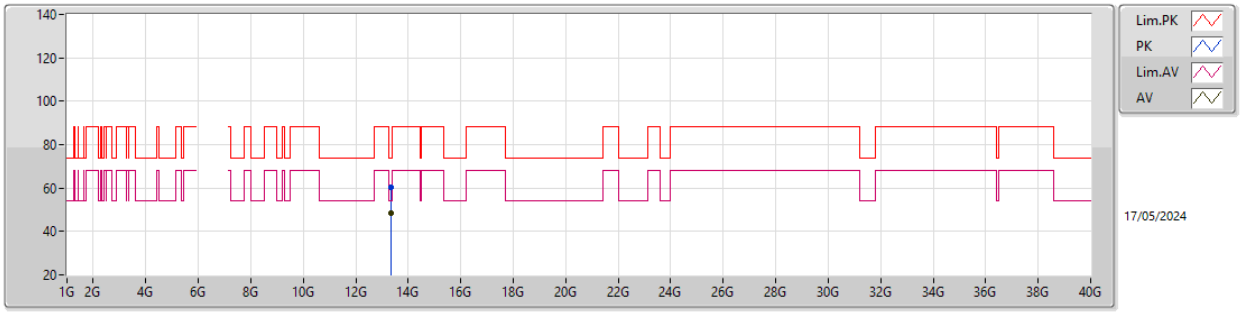

EUT Y_2TX
Setting 25
03-H--

Type	Freq	Level	Limit	Margin	Raw	Dist	Condition	Azimuth	Height	Comment	AF	CL	PA
	(Hz)	(dBuV/m)	(dBuV/m)	(dB)	(dBuV)	(m)		(°)	(m)		(dB)	(dB)	(dB)
PK	13.32773G	60.29	74.00	-13.71	41.23	3	Horizontal	224	1.16	-	40.00	11.97	32.91
AV	13.33079G	48.38	54.00	-5.62	29.31	3	Horizontal	224	1.16	-	40.00	11.97	32.90

6.525-6.875GHz_802.11be EHT160-BF_Nss1,(MCS0)_2TX

6665MHz_TX

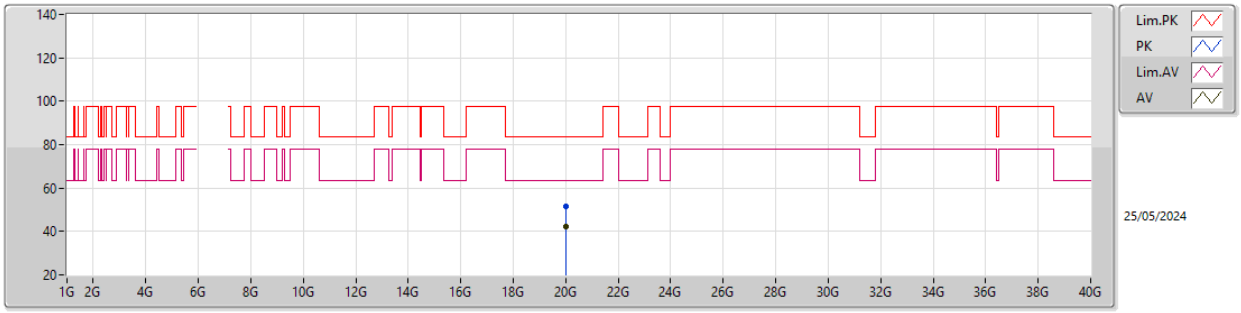

EUT Y_2TX
Setting 25
03-H-Y-1

Type	Freq	Level	Limit	Margin	Raw	Dist	Condition	Azimuth	Height	Comment	AF	CL	PA
	(Hz)	(dBuV/m)	(dBuV/m)	(dB)	(dBuV)	(m)		(°)	(m)		(dB)	(dB)	(dB)
PK	19.9943G	51.76	83.54	-31.78	48.03	1	Vertical	305	1.38	-	37.80	15.20	49.27
AV	19.99064G	42.43	63.54	-21.11	38.71	1	Vertical	305	1.38	-	37.80	15.20	49.28

6.525-6.875GHz_802.11be EHT160-BF_Nss1,(MCS0)_2TX

6665MHz_TX

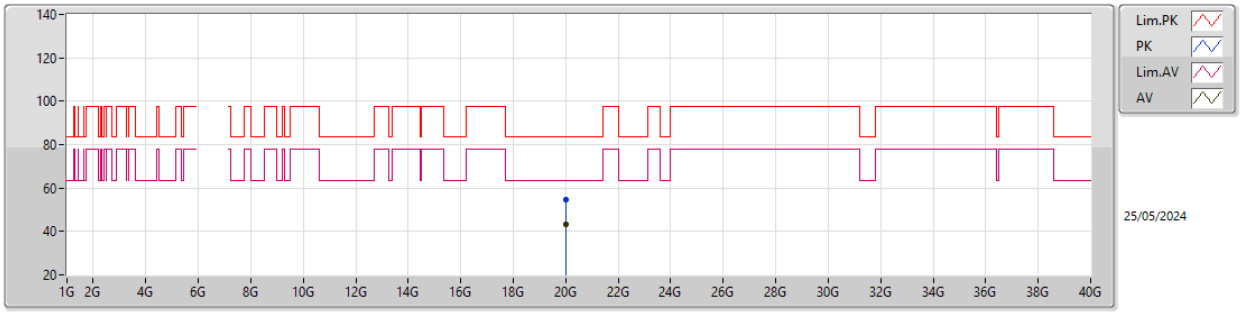

EUT Y_2TX
Setting 25
03-H-Y-1

Type	Freq	Level	Limit	Margin	Raw	Dist	Condition	Azimuth	Height	Comment	AF	CL	PA
	(Hz)	(dBuV/m)	(dBuV/m)	(dB)	(dBuV)	(m)		(°)	(m)		(dB)	(dB)	(dB)
PK	19.9906G	54.42	83.54	-29.12	50.70	1	Horizontal	156	1.19	-	37.80	15.20	49.28
AV	19.99712G	43.40	63.54	-20.14	39.67	1	Horizontal	156	1.19	-	37.80	15.20	49.27

5.925-6.425GHz_802.11be EHT20-BF_Nss1,(MCS0)_4TX

5955MHz_TX

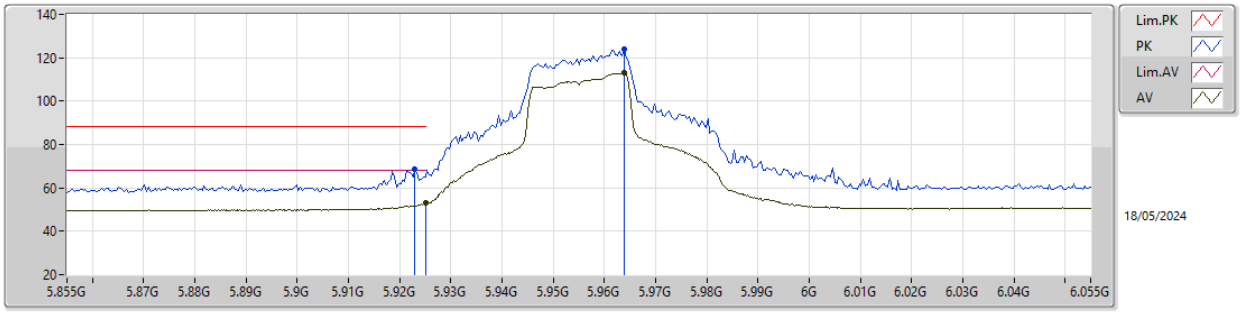

EUT X_4TX
Setting 28
03-H-A-4-10

Type	Freq	Level	Limit	Margin	Raw	Dist	Condition	Azimuth	Height	Comment	AF	CL	PA
	(Hz)	(dBuV/m)	(dBuV/m)	(dB)	(dBuV)	(m)		(°)	(m)		(dB)	(dB)	(dB)
PK	5.923G	68.39	88.20	-19.81	61.31	3	Vertical	4	1.80	-	34.55	7.63	35.10
RMS	5.925G	53.04	68.20	-15.16	45.96	3	Vertical	4	1.80	-	34.55	7.63	35.10
PK	5.9638G	123.91	Inf	-Inf	116.77	3	Vertical	4	1.80	-	34.60	7.66	35.12
RMS	5.9638G	112.92	Inf	-Inf	105.78	3	Vertical	4	1.80	-	34.60	7.66	35.12

5.925-6.425GHz_802.11be EHT20-BF_Nss1,(MCS0)_4TX

5955MHz_TX

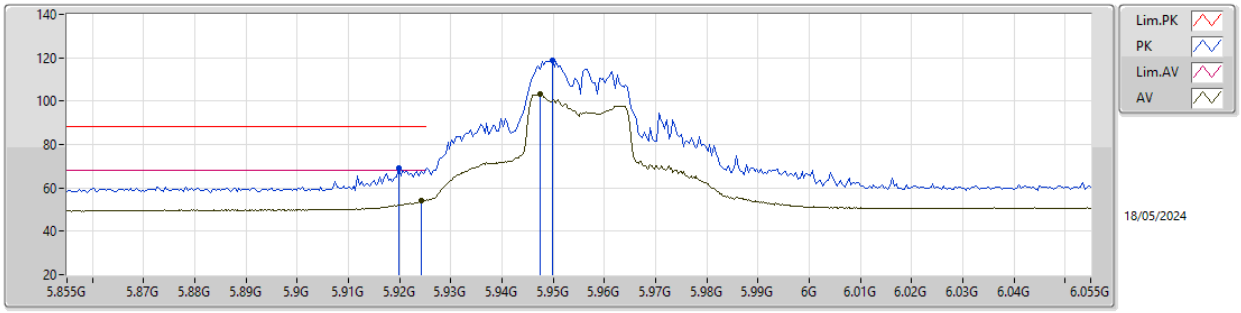

EUT X_4TX
Setting 28
03-H-A-4-10

Type	Freq	Level	Limit	Margin	Raw	Dist	Condition	Azimuth	Height	Comment	AF	CL	PA
	(Hz)	(dBuV/m)	(dBuV/m)	(dB)	(dBuV)	(m)		(°)	(m)		(dB)	(dB)	(dB)
PK	5.9198G	68.94	88.20	-19.26	61.87	3	Horizontal	20	1.94	-	34.54	7.63	35.10
RMS	5.9242G	54.05	68.20	-14.15	46.97	3	Horizontal	20	1.94	-	34.55	7.63	35.10
PK	5.9498G	118.70	Inf	-Inf	111.57	3	Horizontal	20	1.94	-	34.60	7.65	35.12
RMS	5.9474G	103.07	Inf	-Inf	95.94	3	Horizontal	20	1.94	-	34.59	7.65	35.11

5.925-6.425GHz_802.11be EHT20-BF_Nss1,(MCS0)_4TX

5955MHz_TX

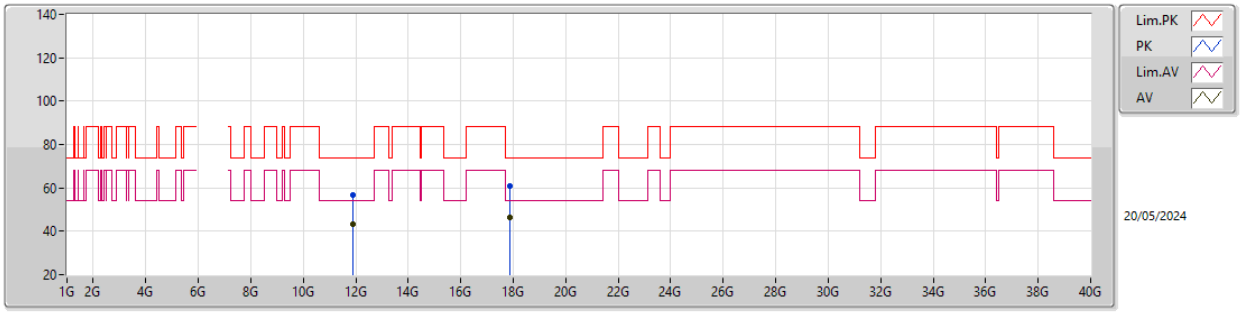

EUT X_4TX
Setting 28
02-C-A-4

Type	Freq	Level	Limit	Margin	Raw	Dist	Condition	Azimuth	Height	Comment	AF	CL	PA
	(Hz)	(dBuV/m)	(dBuV/m)	(dB)	(dBuV)	(m)		(°)	(m)		(dB)	(dB)	(dB)
PK	11.90548G	56.91	74.00	-17.09	72.04	3	Vertical	70	1.80	-	39.20	11.47	65.80
AV	11.91292G	43.42	54.00	-10.58	58.55	3	Vertical	70	1.80	-	39.20	11.47	65.80
PK	17.8638G	60.63	74.00	-13.37	64.46	3	Vertical	354	1.78	-	44.87	13.85	62.55
AV	17.86924G	46.21	54.00	-7.79	50.04	3	Vertical	354	1.78	-	44.86	13.85	62.54

5.925-6.425GHz_802.11be EHT20-BF_Nss1,(MCS0)_4TX

5955MHz_TX

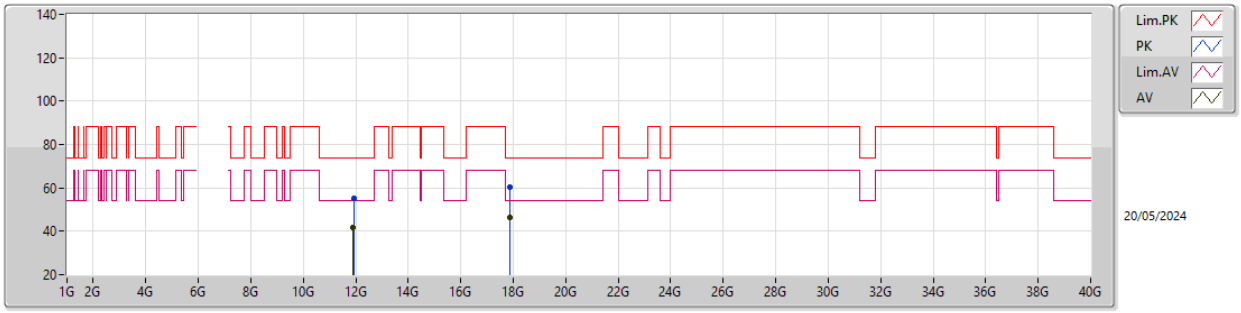

EUT X_4TX
Setting 28
02-C-A-4

Type	Freq	Level	Limit	Margin	Raw	Dist	Condition	Azimuth	Height	Comment	AF	CL	PA
	(Hz)	(dBuV/m)	(dBuV/m)	(dB)	(dBuV)	(m)		(°)	(m)		(dB)	(dB)	(dB)
PK	11.91964G	55.08	74.00	-18.92	70.19	3	Horizontal	274	1.50	-	39.20	11.48	65.79
AV	11.90292G	41.77	54.00	-12.23	56.90	3	Horizontal	274	1.50	-	39.20	11.47	65.80
PK	17.87084G	60.25	74.00	-13.75	64.07	3	Horizontal	49	1.79	-	44.86	13.85	62.53
AV	17.86792G	46.46	54.00	-7.54	50.29	3	Horizontal	49	1.79	-	44.86	13.85	62.54

5.925-6.425GHz_802.11be EHT20-BF_Nss1,(MCS0)_4TX

5955MHz_TX

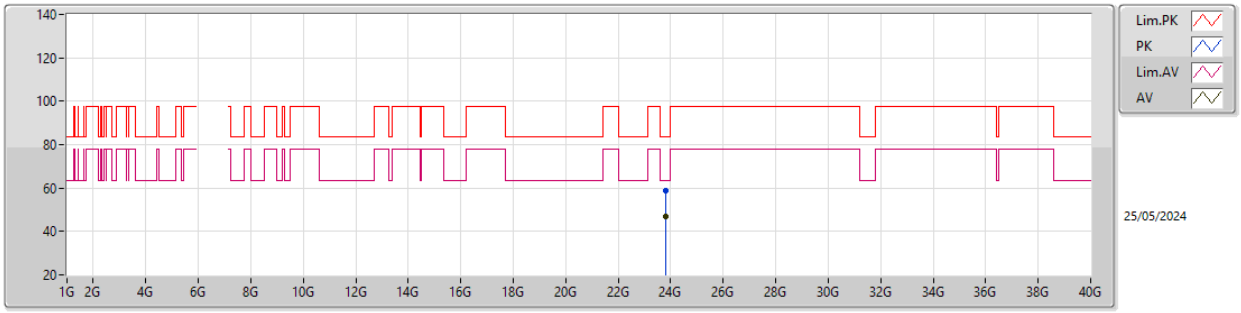

EUT X_4TX
Setting 28
03-H-M-1

Type	Freq	Level	Limit	Margin	Raw	Dist	Condition	Azimuth	Height	Comment	AF	CL	PA
	(Hz)	(dBuV/m)	(dBuV/m)	(dB)	(dBuV)	(m)		(°)	(m)		(dB)	(dB)	(dB)
PK	23.82174G	58.69	83.54	-24.85	49.55	1	Vertical	182	1.42	-	38.97	17.35	47.18
AV	23.81722G	47.02	63.54	-16.52	37.85	1	Vertical	182	1.42	-	39.00	17.35	47.18

5.925-6.425GHz_802.11be EHT20-BF_Nss1,(MCS0)_4TX

5955MHz_TX

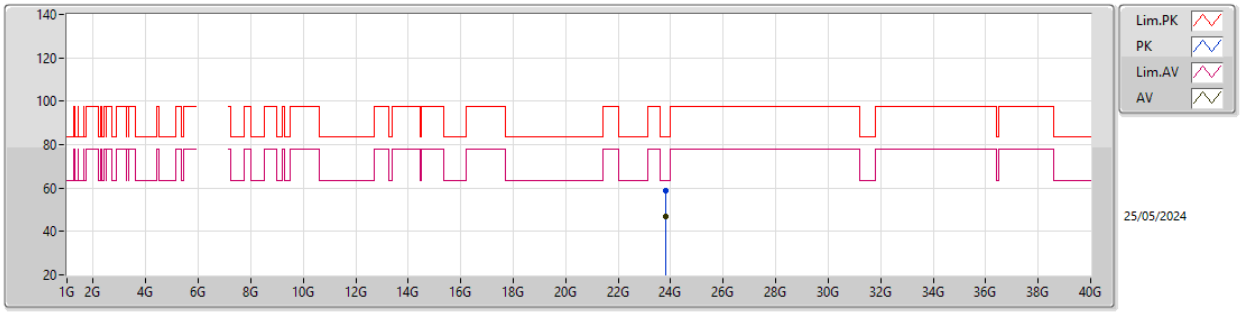

EUT X_4TX
Setting 28
03-H-M-1

Type	Freq	Level	Limit	Margin	Raw	Dist	Condition	Azimuth	Height	Comment	AF	CL	PA
	(Hz)	(dBuV/m)	(dBuV/m)	(dB)	(dBuV)	(m)		(°)	(m)		(dB)	(dB)	(dB)
PK	23.82422G	58.92	83.54	-24.62	49.80	1	Horizontal	13	1.41	-	38.95	17.35	47.18
AV	23.81694G	47.09	63.54	-16.45	37.92	1	Horizontal	13	1.41	-	39.00	17.35	47.18

5.925-6.425GHz_802.11be EHT20-BF_Nss1,(MCS0)_4TX

6195MHz_TX

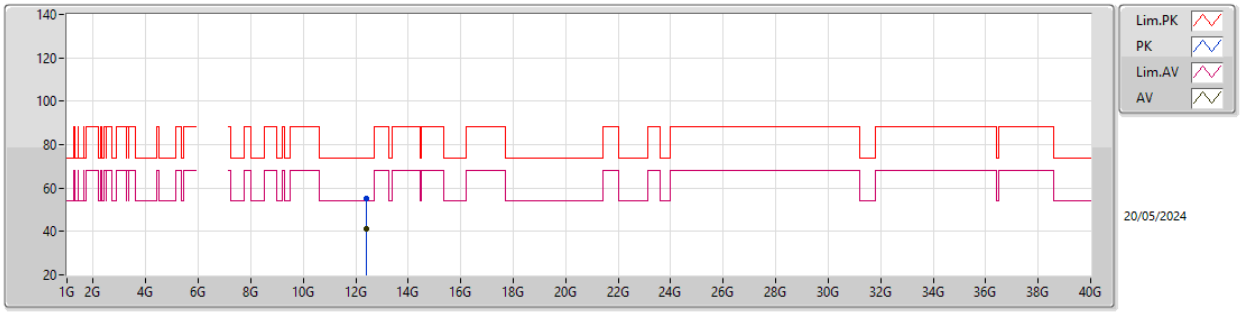

EUT X_4TX
Setting 28
02-C-A-4

Type	Freq	Level	Limit	Margin	Raw	Dist	Condition	Azimuth	Height	Comment	AF	CL	PA
	(Hz)	(dBuV/m)	(dBuV/m)	(dB)	(dBuV)	(m)		(°)	(m)		(dB)	(dB)	(dB)
PK	12.39588G	54.93	74.00	-19.07	72.59	3	Vertical	27	1.02	-	38.80	8.92	65.38
AV	12.39296G	41.46	54.00	-12.54	59.13	3	Vertical	27	1.02	-	38.80	8.92	65.39

5.925-6.425GHz_802.11be EHT20-BF_Nss1,(MCS0)_4TX

6195MHz_TX

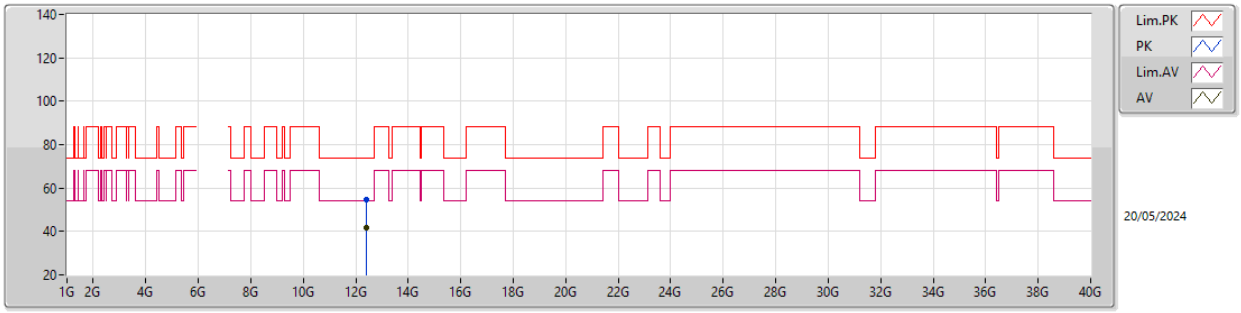

EUT X_4TX
Setting 28
02-C-A-4

Type	Freq	Level	Limit	Margin	Raw	Dist	Condition	Azimuth	Height	Comment	AF	CL	PA
	(Hz)	(dBuV/m)	(dBuV/m)	(dB)	(dBuV)	(m)		(°)	(m)		(dB)	(dB)	(dB)
PK	12.39056G	54.60	74.00	-19.40	72.27	3	Horizontal	209	1.80	-	38.80	8.92	65.39
AV	12.39636G	41.69	54.00	-12.31	59.35	3	Horizontal	209	1.80	-	38.80	8.92	65.38

5.925-6.425GHz_802.11be EHT20-BF_Nss1,(MCS0)_4TX

6195MHz_TX

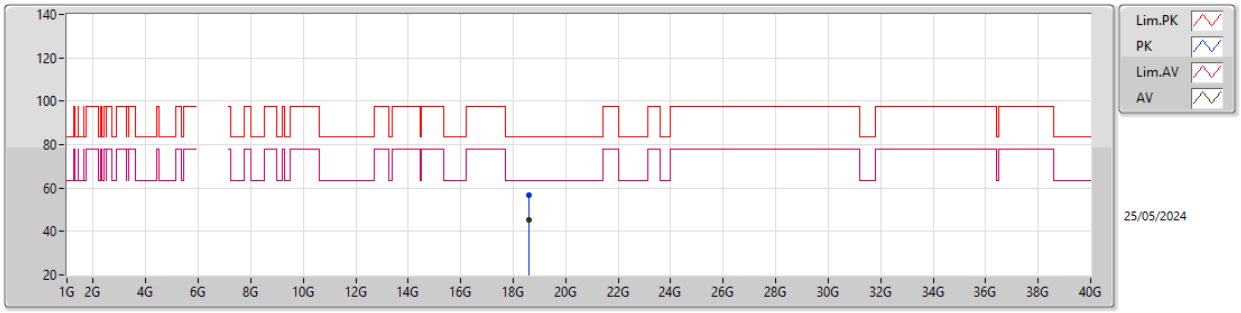

EUT X_4TX
Setting 28
03-H-M-1

Type	Freq	Level	Limit	Margin	Raw	Dist	Condition	Azimuth	Height	Comment	AF	CL	PA
	(Hz)	(dBuV/m)	(dBuV/m)	(dB)	(dBuV)	(m)		(°)	(m)		(dB)	(dB)	(dB)
PK	18.58604G	56.51	83.54	-27.03	53.16	1	Vertical	130	1.68	-	37.70	15.27	49.62
AV	18.58482G	45.15	63.54	-18.39	41.80	1	Vertical	130	1.68	-	37.70	15.27	49.62

5.925-6.425GHz_802.11be EHT20-BF_Nss1,(MCS0)_4TX

6195MHz_TX

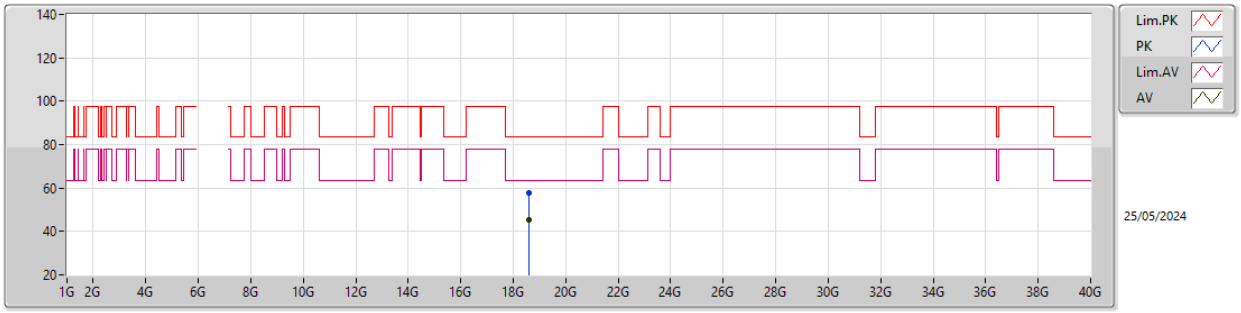

EUT X_4TX
Setting 28
03-H-M-1

Type	Freq	Level	Limit	Margin	Raw	Dist	Condition	Azimuth	Height	Comment	AF	CL	PA
	(Hz)	(dBuV/m)	(dBuV/m)	(dB)	(dBuV)	(m)		(°)	(m)		(dB)	(dB)	(dB)
PK	18.5863G	57.61	83.54	-25.93	54.26	1	Horizontal	75	2.22	-	37.70	15.27	49.62
AV	18.5817G	45.23	63.54	-18.31	41.88	1	Horizontal	75	2.22	-	37.70	15.27	49.62

5.925-6.425GHz_802.11be EHT20-BF_Nss1,(MCS0)_4TX

6415MHz_TX

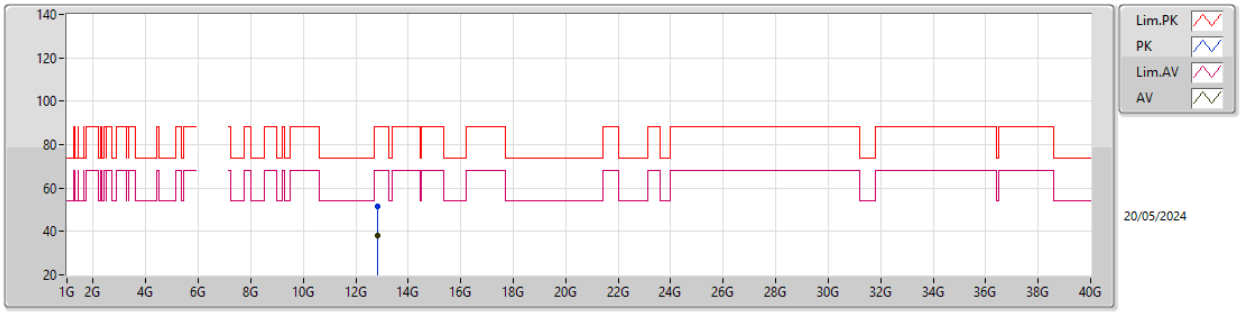

EUT X_4TX
Setting 28
02-C-A-4

Type	Freq	Level	Limit	Margin	Raw	Dist	Condition	Azimuth	Height	Comment	AF	CL	PA
	(Hz)	(dBuV/m)	(dBuV/m)	(dB)	(dBuV)	(m)		(°)	(m)		(dB)	(dB)	(dB)
PK	12.83433G	51.31	88.20	-36.89	68.46	3	Vertical	149	1.15	-	38.97	9.13	65.25
RMS	12.83444G	38.30	68.20	-29.90	55.45	3	Vertical	149	1.15	-	38.97	9.13	65.25

5.925-6.425GHz_802.11be EHT20-BF_Nss1,(MCS0)_4TX

6415MHz_TX

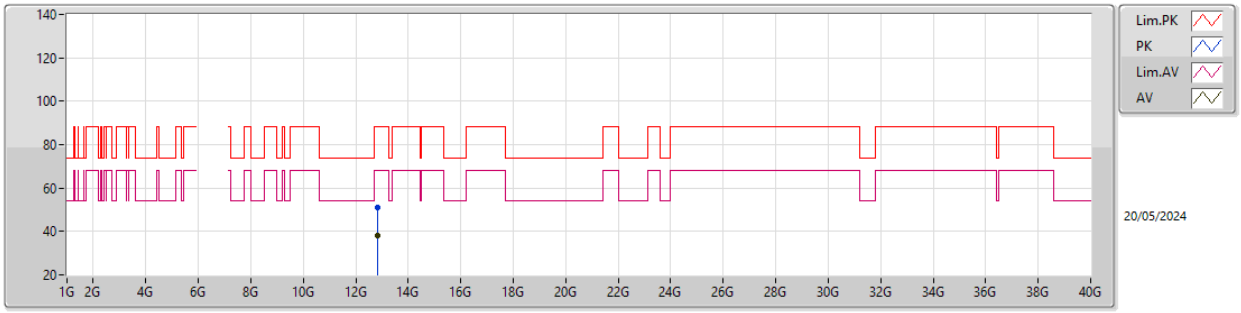

EUT X_4TX
Setting 28
02-C-A-4

Type	Freq	Level	Limit	Margin	Raw	Dist	Condition	Azimuth	Height	Comment	AF	CL	PA
	(Hz)	(dBuV/m)	(dBuV/m)	(dB)	(dBuV)	(m)		(°)	(m)		(dB)	(dB)	(dB)
PK	12.83433G	50.85	88.20	-37.35	68.00	3	Horizontal	138	1.87	-	38.97	9.13	65.25
RMS	12.8289G	38.12	68.20	-30.08	55.28	3	Horizontal	138	1.87	-	38.96	9.13	65.25

5.925-6.425GHz_802.11be EHT20-BF_Nss1,(MCS0)_4TX

6415MHz_TX

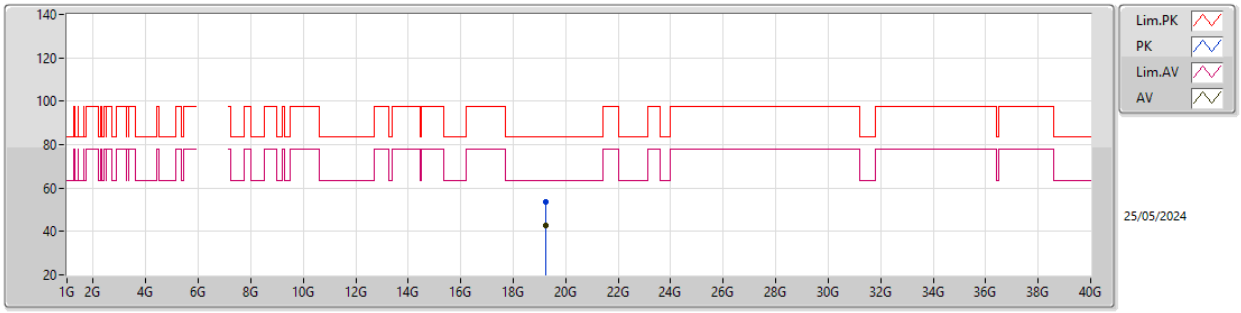

EUT X_4TX
Setting 28
03-H-M-1

Type	Freq	Level	Limit	Margin	Raw	Dist	Condition	Azimuth	Height	Comment	AF	CL	PA
	(Hz)	(dBuV/m)	(dBuV/m)	(dB)	(dBuV)	(m)		(°)	(m)		(dB)	(dB)	(dB)
PK	19.24536G	53.64	83.54	-29.90	50.00	1	Vertical	280	1.03	-	37.91	15.24	49.51
AV	19.24342G	42.52	63.54	-21.02	38.88	1	Vertical	280	1.03	-	37.91	15.24	49.51

5.925-6.425GHz_802.11be EHT20-BF_Nss1,(MCS0)_4TX

6415MHz_TX

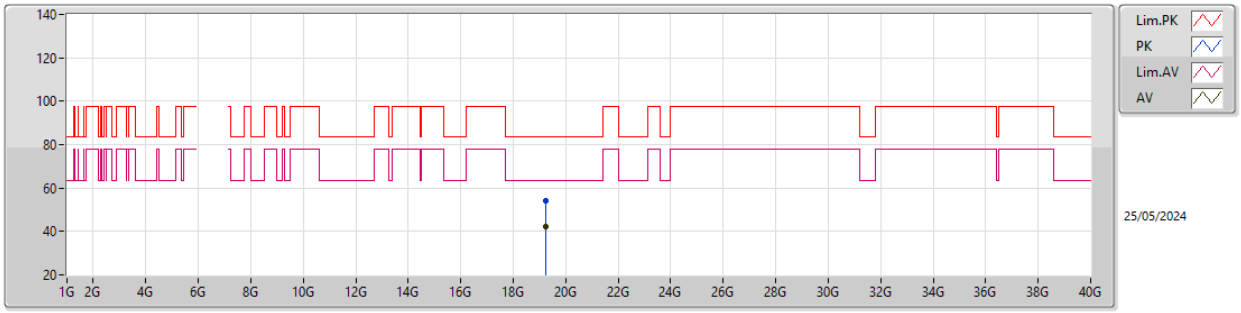

EUT X_4TX
Setting 28
03-H-M-1

Type	Freq	Level	Limit	Margin	Raw	Dist	Condition	Azimuth	Height	Comment	AF	CL	PA
	(Hz)	(dBuV/m)	(dBuV/m)	(dB)	(dBuV)	(m)		(°)	(m)		(dB)	(dB)	(dB)
PK	19.2436G	54.12	83.54	-29.42	50.48	1	Horizontal	264	1.41	-	37.91	15.24	49.51
AV	19.24156G	42.44	63.54	-21.10	38.78	1	Horizontal	264	1.41	-	37.92	15.24	49.50

6.525-6.875GHz_802.11be EHT20-BF_Nss1,(MCS0)_4TX

6535MHz_TX

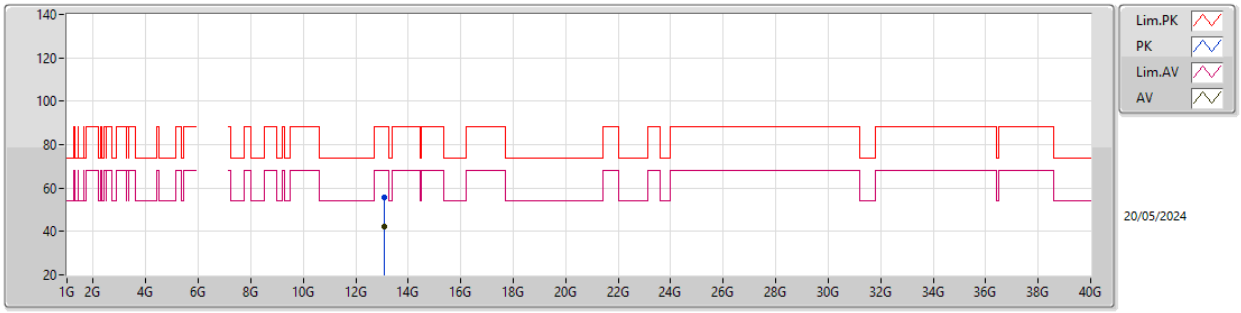

EUT X_4TX
Setting 28
02-C-A-4

Type	Freq	Level	Limit	Margin	Raw	Dist	Condition	Azimuth	Height	Comment	AF	CL	PA
	(Hz)	(dBuV/m)	(dBuV/m)	(dB)	(dBuV)	(m)		(°)	(m)		(dB)	(dB)	(dB)
PK	13.0727G	55.87	88.20	-32.33	72.23	3	Vertical	136	1.98	-	39.49	9.24	65.09
RMS	13.07278G	42.35	68.20	-25.85	58.71	3	Vertical	136	1.98	-	39.49	9.24	65.09

6.525-6.875GHz_802.11be EHT20-BF_Nss1,(MCS0)_4TX

6535MHz_TX

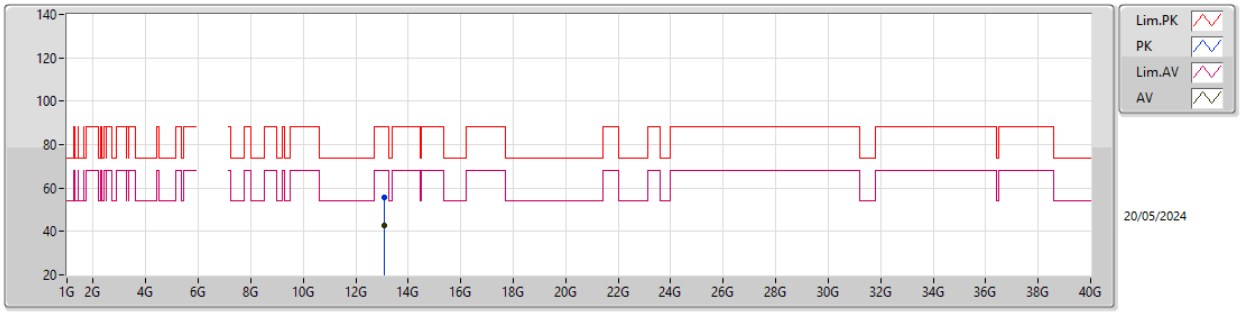

EUT X_4TX
Setting 28
02-C-A-4

Type	Freq	Level	Limit	Margin	Raw	Dist	Condition	Azimuth	Height	Comment	AF	CL	PA
	(Hz)	(dBuV/m)	(dBuV/m)	(dB)	(dBuV)	(m)		(°)	(m)		(dB)	(dB)	(dB)
PK	13.07036G	55.62	88.20	-32.58	71.99	3	Horizontal	100	2.95	-	39.48	9.24	65.09
RMS	13.07246G	42.57	68.20	-25.63	58.93	3	Horizontal	100	2.95	-	39.49	9.24	65.09

6.525-6.875GHz_802.11be EHT20-BF_Nss1,(MCS0)_4TX

6535MHz_TX

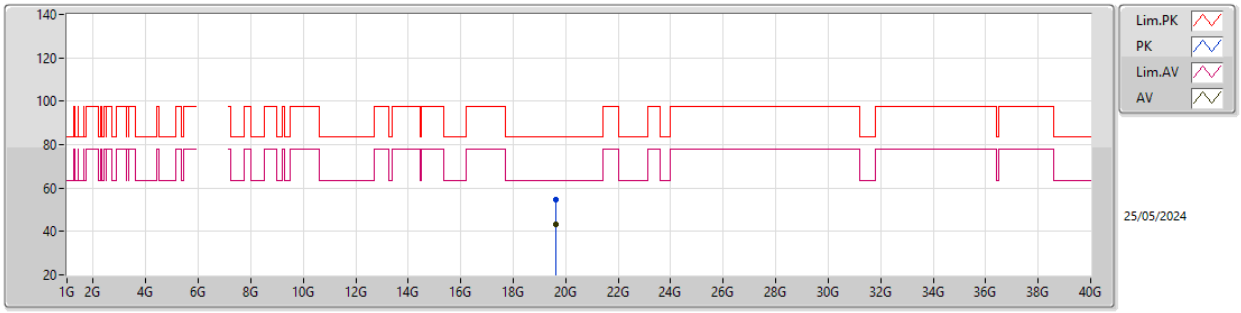

EUT X_4TX
Setting 28
03-H-M-1

Type	Freq	Level	Limit	Margin	Raw	Dist	Condition	Azimuth	Height	Comment	AF	CL	PA
	(Hz)	(dBuV/m)	(dBuV/m)	(dB)	(dBuV)	(m)		(°)	(m)		(dB)	(dB)	(dB)
PK	19.60709G	54.70	83.54	-28.84	51.23	1	Vertical	350	2.34	-	37.84	15.22	49.59
AV	19.60638G	43.04	63.54	-20.50	39.57	1	Vertical	350	2.34	-	37.84	15.22	49.59

6.525-6.875GHz_802.11be EHT20-BF_Nss1,(MCS0)_4TX

6535MHz_TX

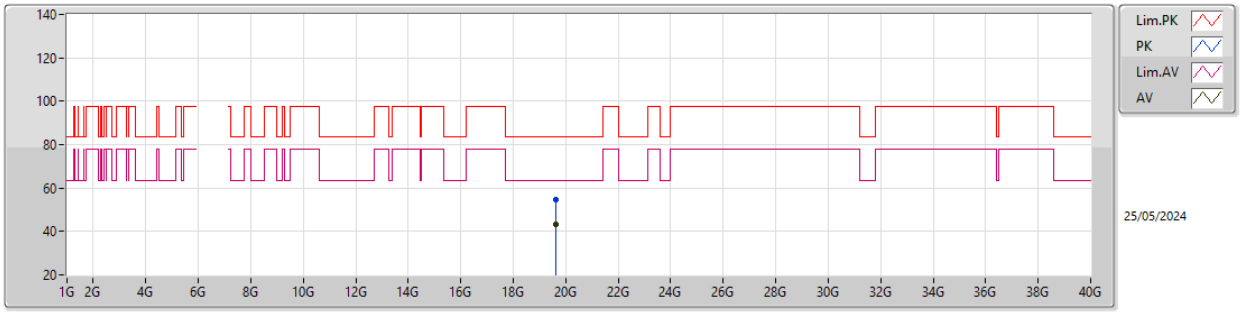

EUT X_4TX
Setting 28
03-H-M-1

Type	Freq	Level	Limit	Margin	Raw	Dist	Condition	Azimuth	Height	Comment	AF	CL	PA
	(Hz)	(dBuV/m)	(dBuV/m)	(dB)	(dBuV)	(m)		(°)	(m)		(dB)	(dB)	(dB)
PK	19.60571G	54.46	83.54	-29.08	51.00	1	Horizontal	8	1.20	-	37.83	15.22	49.59
AV	19.6064G	43.10	63.54	-20.44	39.63	1	Horizontal	8	1.20	-	37.84	15.22	49.59

6.525-6.875GHz_802.11be EHT20-BF_Nss1,(MCS0)_4TX

6695MHz_TX

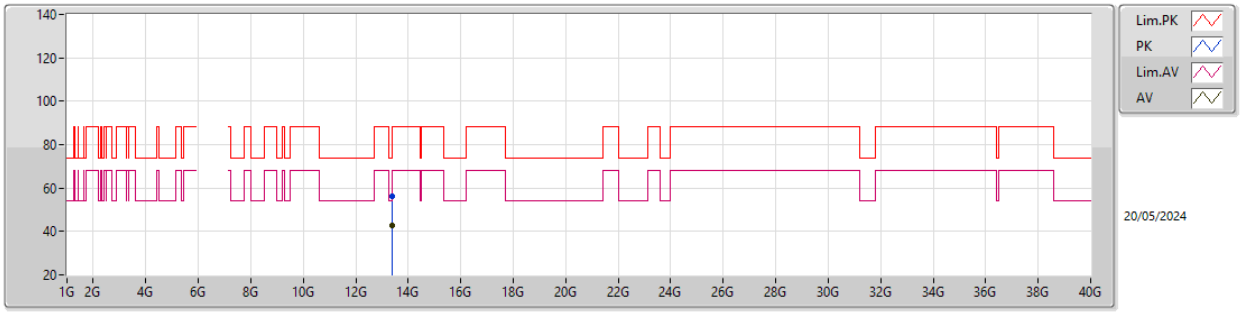

EUT X_4TX
Setting 28
02-C-A-4

Type	Freq	Level	Limit	Margin	Raw	Dist	Condition	Azimuth	Height	Comment	AF	CL	PA
	(Hz)	(dBuV/m)	(dBuV/m)	(dB)	(dBuV)	(m)		(°)	(m)		(dB)	(dB)	(dB)
PK	13.39172G	56.38	74.00	-17.62	71.18	3	Vertical	130	1.93	-	40.28	9.39	64.47
AV	13.39232G	42.83	54.00	-11.17	57.63	3	Vertical	130	1.93	-	40.28	9.39	64.47

6.525-6.875GHz_802.11be EHT20-BF_Nss1,(MCS0)_4TX

6695MHz_TX

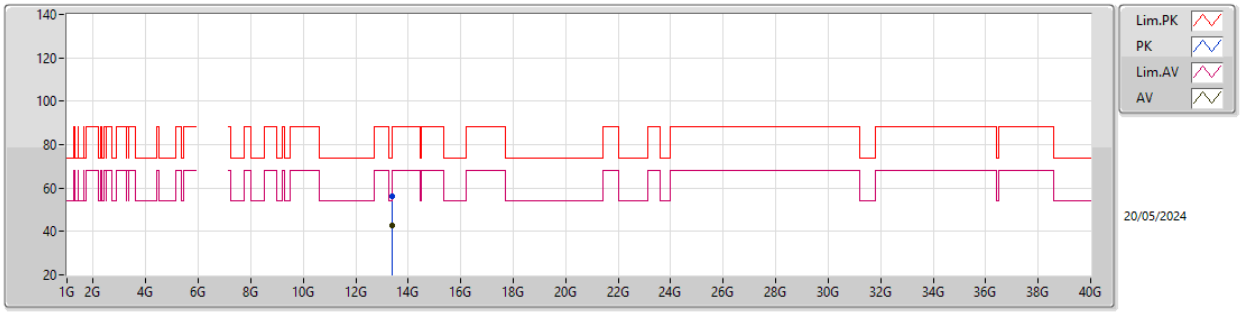

EUT X_4TX
Setting 28
02-C-A-4

Type	Freq	Level	Limit	Margin	Raw	Dist	Condition	Azimuth	Height	Comment	AF	CL	PA
	(Hz)	(dBuV/m)	(dBuV/m)	(dB)	(dBuV)	(m)		(°)	(m)		(dB)	(dB)	(dB)
PK	13.39366G	56.00	74.00	-18.00	70.79	3	Horizontal	259	2.17	-	40.29	9.39	64.47
AV	13.39402G	42.87	54.00	-11.13	57.66	3	Horizontal	259	2.17	-	40.29	9.39	64.47

6.525-6.875GHz_802.11be EHT20-BF_Nss1,(MCS0)_4TX

6695MHz_TX

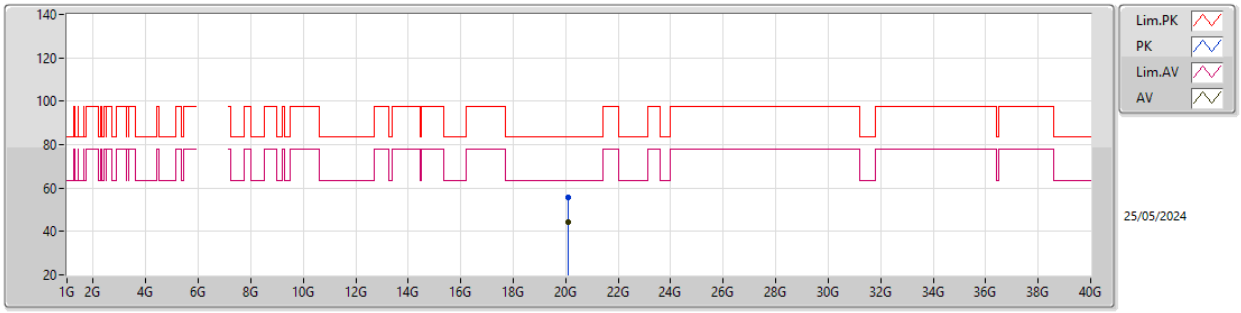

EUT X_4TX
Setting 28
03-H-M-1

Type	Freq	Level	Limit	Margin	Raw	Dist	Condition	Azimuth	Height	Comment	AF	CL	PA
	(Hz)	(dBuV/m)	(dBuV/m)	(dB)	(dBuV)	(m)		(°)	(m)		(dB)	(dB)	(dB)
PK	20.08678G	55.78	83.54	-27.76	51.91	1	Vertical	164	2.49	-	37.85	15.27	49.25
AV	20.08279G	44.15	63.54	-19.39	40.30	1	Vertical	164	2.49	-	37.83	15.27	49.25

6.525-6.875GHz_802.11be EHT20-BF_Nss1,(MCS0)_4TX

6695MHz_TX

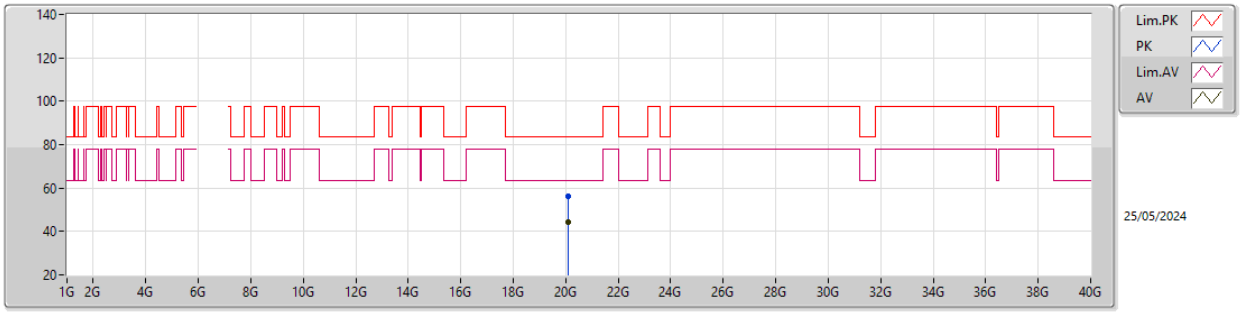

EUT X_4TX
Setting 28
03-H-M-1

Type	Freq	Level	Limit	Margin	Raw	Dist	Condition	Azimuth	Height	Comment	AF	CL	PA
	(Hz)	(dBuV/m)	(dBuV/m)	(dB)	(dBuV)	(m)		(°)	(m)		(dB)	(dB)	(dB)
PK	20.0865G	56.43	83.54	-27.11	52.56	1	Horizontal	91	1.74	-	37.85	15.27	49.25
AV	20.08519G	44.21	63.54	-19.33	40.35	1	Horizontal	91	1.74	-	37.84	15.27	49.25

6.525-6.875GHz_802.11be EHT20-BF_Nss1,(MCS0)_4TX

6855MHz_TX

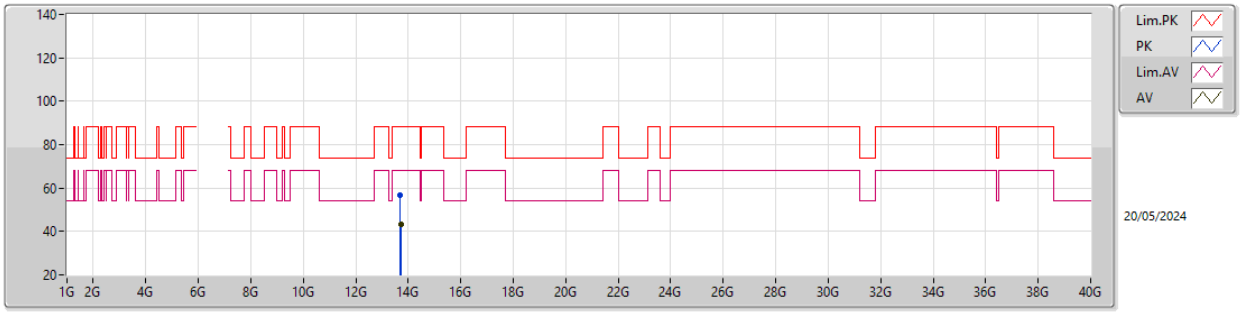

EUT X_4TX
Setting 28
02-C-A-4

Type	Freq	Level	Limit	Margin	Raw	Dist	Condition	Azimuth	Height	Comment	AF	CL	PA
	(Hz)	(dBuV/m)	(dBuV/m)	(dB)	(dBuV)	(m)		(°)	(m)		(dB)	(dB)	(dB)
PK	13.70686G	56.56	88.20	-31.64	70.44	3	Vertical	230	1.10	-	40.93	9.53	64.34
RMS	13.71278G	43.38	68.20	-24.82	57.24	3	Vertical	230	1.10	-	40.95	9.54	64.35

6.525-6.875GHz_802.11be EHT20-BF_Nss1,(MCS0)_4TX

6855MHz_TX

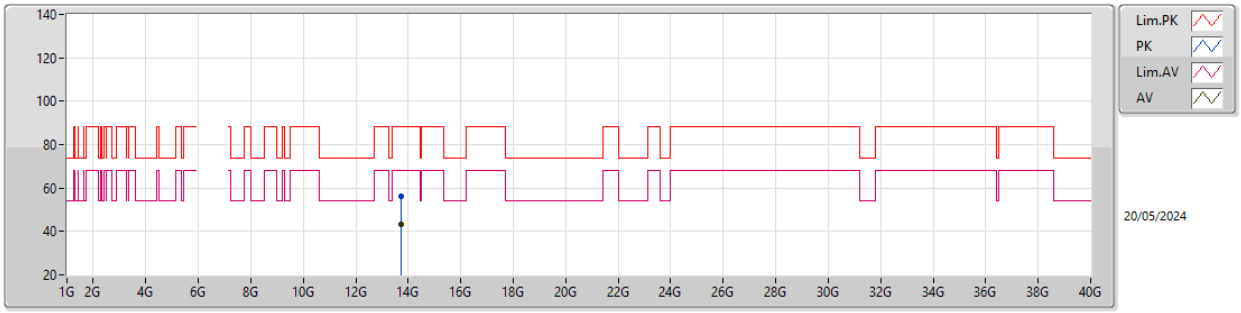

EUT X_4TX
Setting 28
02-C-A-4

Type	Freq	Level	Limit	Margin	Raw	Dist	Condition	Azimuth	Height	Comment	AF	CL	PA
	(Hz)	(dBuV/m)	(dBuV/m)	(dB)	(dBuV)	(m)		(°)	(m)		(dB)	(dB)	(dB)
PK	13.71136G	56.25	88.20	-31.95	70.10	3	Horizontal	319	2.65	-	40.95	9.54	64.34
RMS	13.71302G	43.23	68.20	-24.97	57.09	3	Horizontal	319	2.65	-	40.95	9.54	64.35

6.525-6.875GHz_802.11be EHT20-BF_Nss1,(MCS0)_4TX

6855MHz_TX

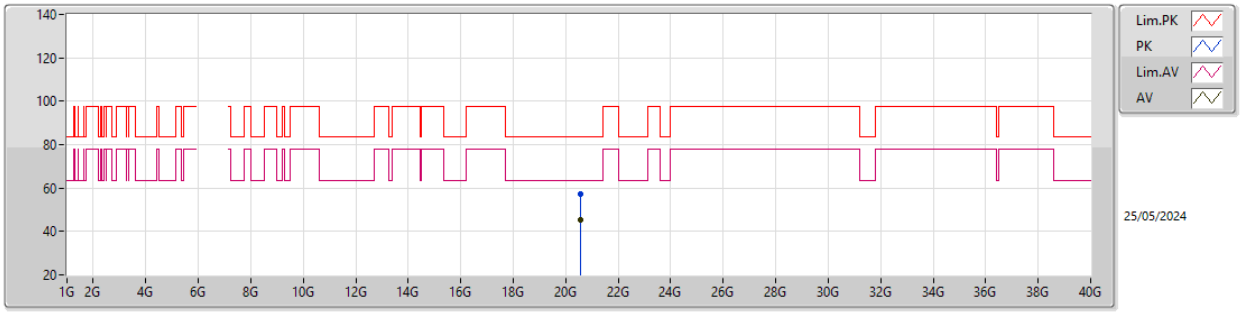

EUT X_4TX
Setting 28
03-H-M-1

Type	Freq	Level	Limit	Margin	Raw	Dist	Condition	Azimuth	Height	Comment	AF	CL	PA
	(Hz)	(dBuV/m)	(dBuV/m)	(dB)	(dBuV)	(m)		(°)	(m)		(dB)	(dB)	(dB)
PK	20.56537G	57.47	83.54	-26.07	53.00	1	Vertical	230	2.87	-	37.93	15.65	49.11
AV	20.56453G	45.43	63.54	-18.11	40.96	1	Vertical	230	2.87	-	37.93	15.65	49.11

6.525-6.875GHz_802.11be EHT20-BF_Nss1,(MCS0)_4TX

6855MHz_TX

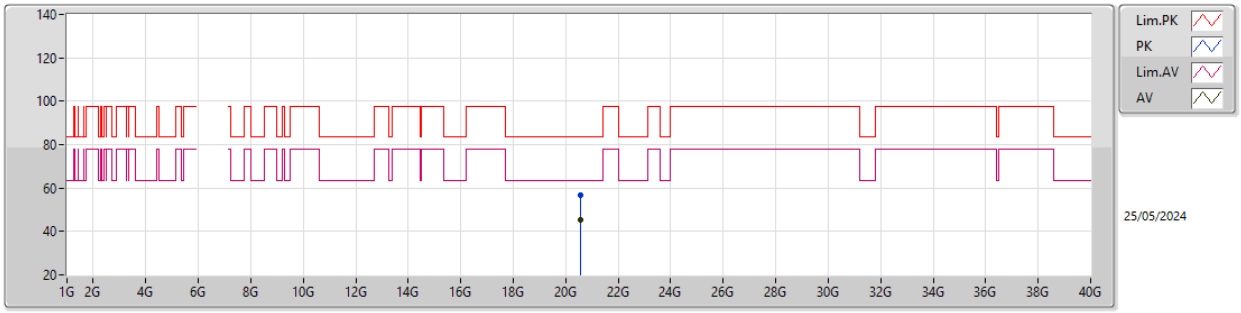

EUT X_4TX
Setting 28
03-H-M-1

Type	Freq	Level	Limit	Margin	Raw	Dist	Condition	Azimuth	Height	Comment	AF	CL	PA
	(Hz)	(dBuV/m)	(dBuV/m)	(dB)	(dBuV)	(m)		(°)	(m)		(dB)	(dB)	(dB)
PK	20.56373G	56.59	83.54	-26.95	52.12	1	Horizontal	217	1.13	-	37.93	15.65	49.11
AV	20.56462G	45.31	63.54	-18.23	40.84	1	Horizontal	217	1.13	-	37.93	15.65	49.11

5.925-6.425GHz_802.11be EHT40-BF_Nss1,(MCS0)_4TX

5965MHz_TX

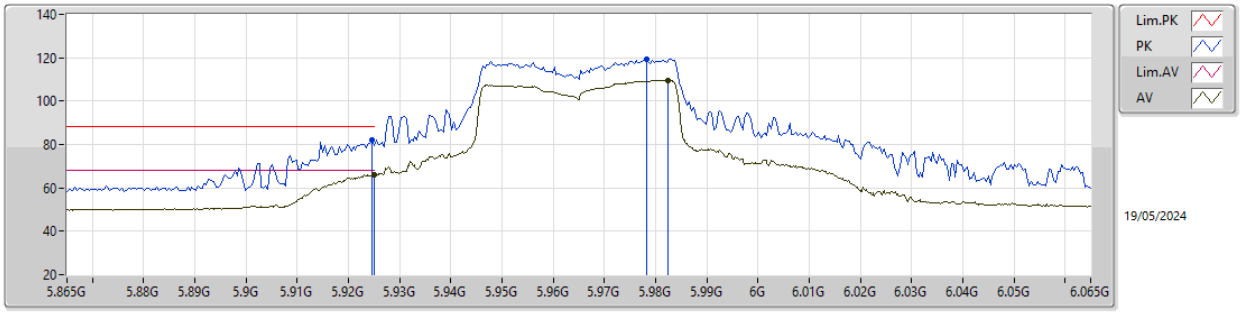

EUT X_4TX
Setting 24
03-H-A-4-10

Type	Freq	Level	Limit	Margin	Raw	Dist	Condition	Azimuth	Height	Comment	AF	CL	PA
	(Hz)	(dBuV/m)	(dBuV/m)	(dB)	(dBuV)	(m)		(°)	(m)		(dB)	(dB)	(dB)
PK	5.9246G	82.05	88.20	-6.15	74.97	3	Vertical	348	1.76	-	34.55	7.63	35.10
RMS	5.925G	66.18	68.20	-2.02	59.10	3	Vertical	348	1.76	-	34.55	7.63	35.10
PK	5.9782G	119.36	Inf	-Inf	112.22	3	Vertical	348	1.76	-	34.60	7.67	35.13
RMS	5.9824G	109.63	Inf	-Inf	102.48	3	Vertical	348	1.76	-	34.60	7.68	35.13

5.925-6.425GHz_802.11be EHT40-BF_Nss1,(MCS0)_4TX

5965MHz_TX

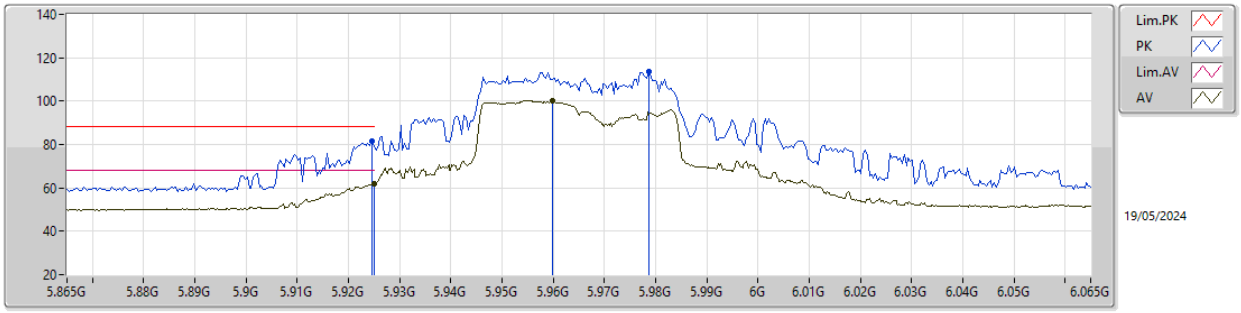

EUT X_4TX
Setting 24
03-H-A-4-10

Type	Freq	Level	Limit	Margin	Raw	Dist	Condition	Azimuth	Height	Comment	AF	CL	PA
	(Hz)	(dBuV/m)	(dBuV/m)	(dB)	(dBuV)	(m)		(°)	(m)		(dB)	(dB)	(dB)
PK	5.9246G	81.36	88.20	-6.84	74.28	3	Horizontal	0	1.80	-	34.55	7.63	35.10
RMS	5.925G	61.89	68.20	-6.31	54.81	3	Horizontal	0	1.80	-	34.55	7.63	35.10
PK	5.9786G	113.42	Inf	-Inf	106.28	3	Horizontal	0	1.80	-	34.60	7.67	35.13
RMS	5.9598G	100.40	Inf	-Inf	93.26	3	Horizontal	0	1.80	-	34.60	7.66	35.12

5.925-6.425GHz_802.11be EHT40-BF_Nss1,(MCS0)_4TX

5965MHz_TX

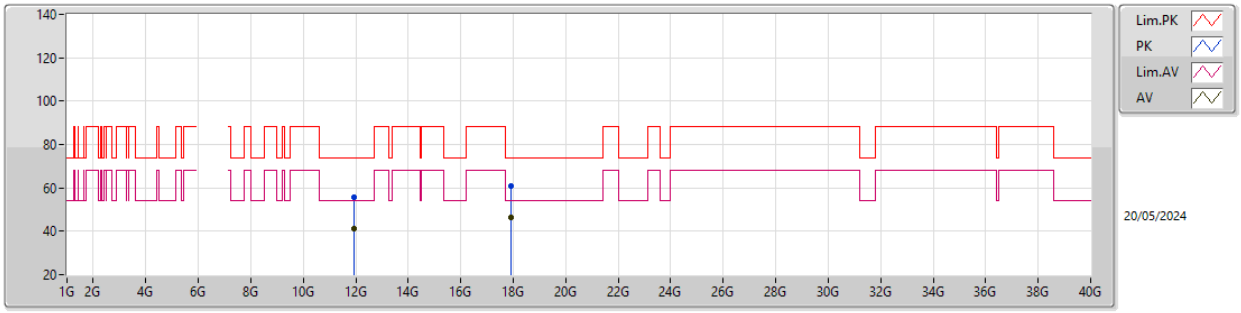

EUT X_4TX
Setting 24
02-C-A-4

Type	Freq	Level	Limit	Margin	Raw	Dist	Condition	Azimuth	Height	Comment	AF	CL	PA
	(Hz)	(dBuV/m)	(dBuV/m)	(dB)	(dBuV)	(m)		(°)	(m)		(dB)	(dB)	(dB)
PK	11.92516G	55.69	74.00	-18.31	73.42	3	Vertical	107	1.58	-	39.35	8.71	65.79
AV	11.9248G	41.22	54.00	-12.78	58.95	3	Vertical	107	1.58	-	39.35	8.71	65.79
PK	17.90424G	60.86	74.00	-13.14	64.84	3	Vertical	89	1.80	-	46.89	11.60	62.47
AV	17.90176G	46.47	54.00	-7.53	50.44	3	Vertical	89	1.80	-	46.90	11.60	62.47

5.925-6.425GHz_802.11be EHT40-BF_Nss1,(MCS0)_4TX

5965MHz_TX

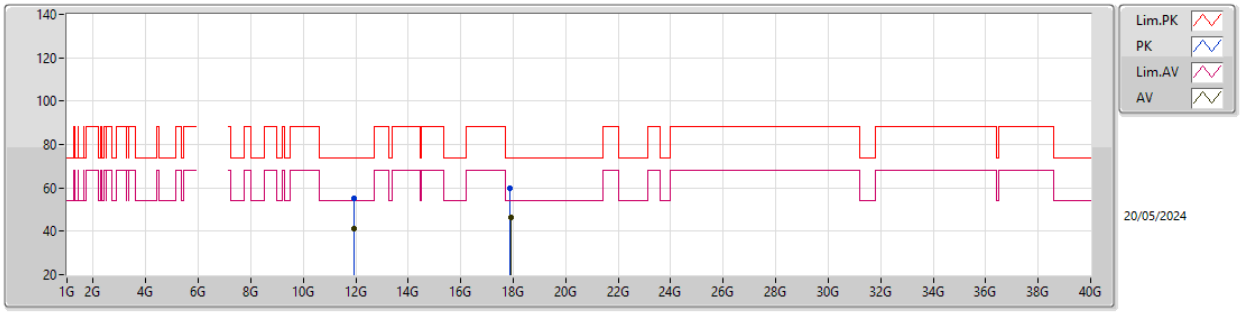

EUT X_4TX
Setting 24
02-C-A-4

Type	Freq	Level	Limit	Margin	Raw	Dist	Condition	Azimuth	Height	Comment	AF	CL	PA
	(Hz)	(dBuV/m)	(dBuV/m)	(dB)	(dBuV)	(m)		(°)	(m)		(dB)	(dB)	(dB)
PK	11.937G	55.02	74.00	-18.98	72.75	3	Horizontal	309	1.80	-	39.33	8.72	65.78
AV	11.92188G	41.08	54.00	-12.92	58.80	3	Horizontal	309	1.80	-	39.36	8.71	65.79
PK	17.88908G	60.01	74.00	-13.99	64.04	3	Horizontal	115	1.83	-	46.88	11.59	62.50
AV	17.9042G	46.51	54.00	-7.49	50.49	3	Horizontal	115	1.83	-	46.89	11.60	62.47

5.925-6.425GHz_802.11be EHT40-BF_Nss1,(MCS0)_4TX

5965MHz_TX

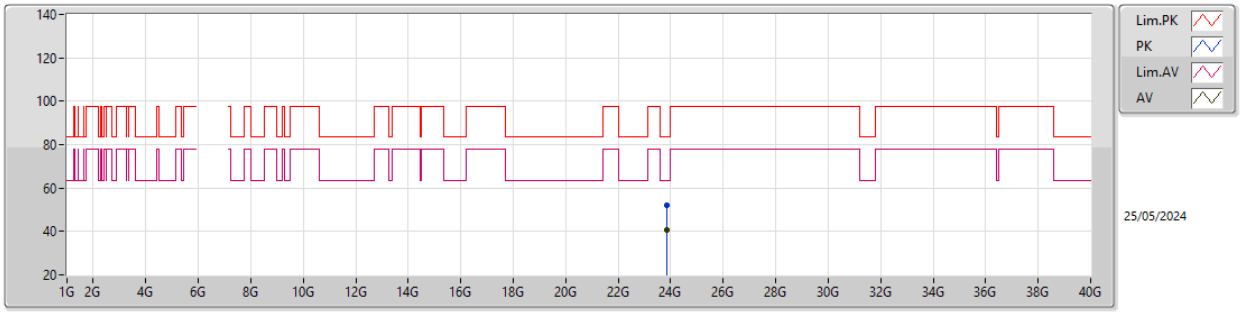

EUT X_4TX
Setting 24
03-H-M-1

Type	Freq	Level	Limit	Margin	Raw	Dist	Condition	Azimuth	Height	Comment	AF	CL	PA
	(Hz)	(dBuV/m)	(dBuV/m)	(dB)	(dBuV)	(m)		(°)	(m)		(dB)	(dB)	(dB)
PK	23.85756G	52.16	83.54	-31.38	43.16	1	Vertical	96	2.33	-	38.80	17.36	47.16
AV	23.85504G	40.56	63.54	-22.98	31.56	1	Vertical	96	2.33	-	38.80	17.36	47.16

5.925-6.425GHz_802.11be EHT40-BF_Nss1,(MCS0)_4TX

5965MHz_TX

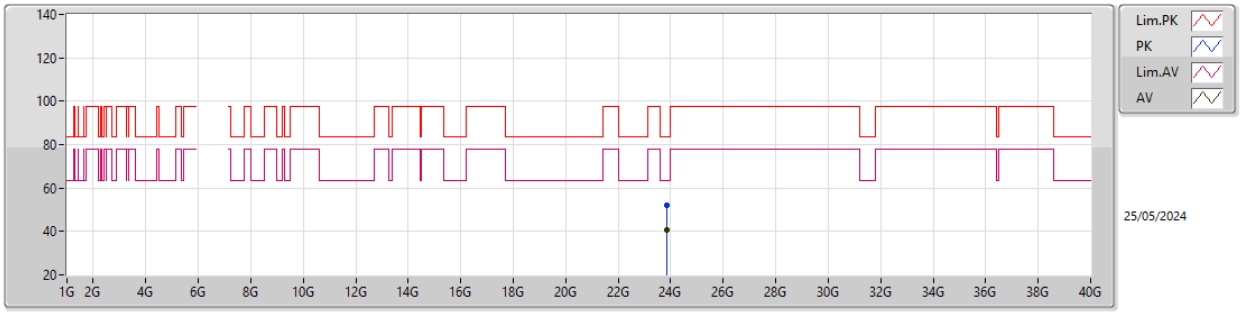

EUT X_4TX
Setting 24
03-H-M-1

Type	Freq	Level	Limit	Margin	Raw	Dist	Condition	Azimuth	Height	Comment	AF	CL	PA
	(Hz)	(dBuV/m)	(dBuV/m)	(dB)	(dBuV)	(m)		(°)	(m)		(dB)	(dB)	(dB)
PK	23.85726G	52.10	83.54	-31.44	43.10	1	Horizontal	228	2.34	-	38.80	17.36	47.16
AV	23.85812G	40.60	63.54	-22.94	31.60	1	Horizontal	228	2.34	-	38.80	17.36	47.16

5.925-6.425GHz_802.11be EHT40-BF_Nss1,(MCS0)_4TX

6205MHz_TX

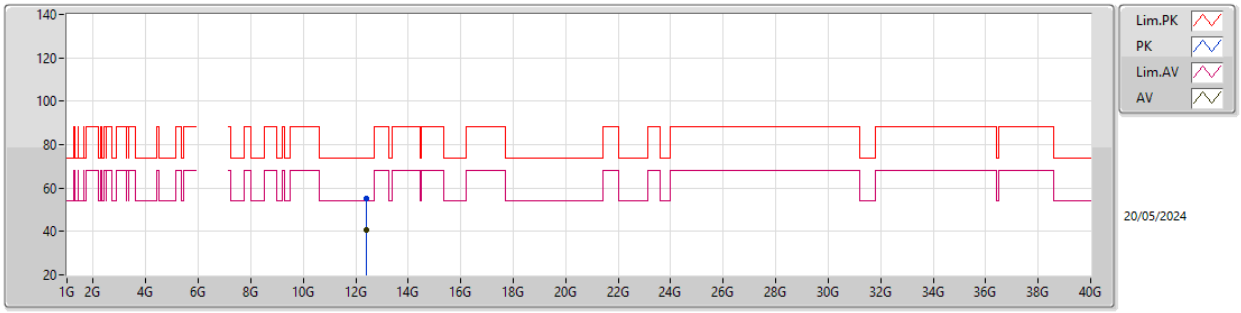

EUT X_4TX
Setting 28
02-C-A-4

Type	Freq	Level	Limit	Margin	Raw	Dist	Condition	Azimuth	Height	Comment	AF	CL	PA
	(Hz)	(dBuV/m)	(dBuV/m)	(dB)	(dBuV)	(m)		(°)	(m)		(dB)	(dB)	(dB)
PK	12.41452G	55.17	74.00	-18.83	72.81	3	Vertical	40	1.99	-	38.80	8.93	65.37
AV	12.41172G	40.80	54.00	-13.20	58.44	3	Vertical	40	1.99	-	38.80	8.93	65.37

5.925-6.425GHz_802.11be EHT40-BF_Nss1,(MCS0)_4TX

6205MHz_TX

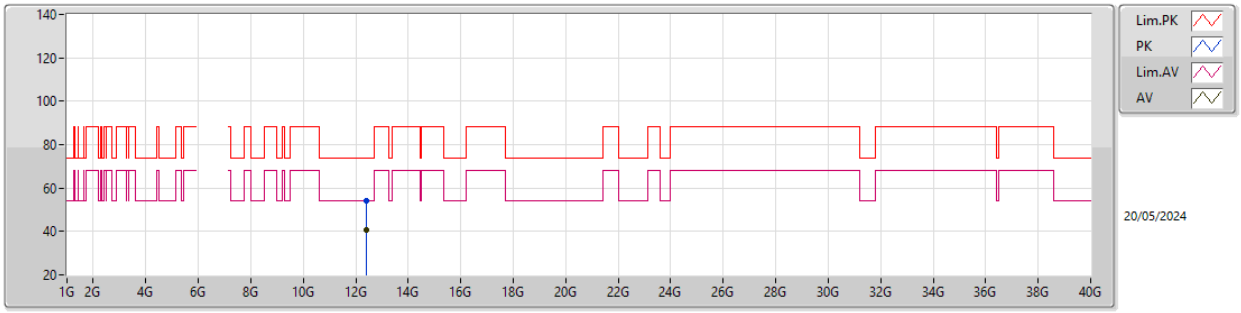

EUT X_4TX
Setting 28
02-C-A-4

Type	Freq	Level	Limit	Margin	Raw	Dist	Condition	Azimuth	Height	Comment	AF	CL	PA
	(Hz)	(dBuV/m)	(dBuV/m)	(dB)	(dBuV)	(m)		(°)	(m)		(dB)	(dB)	(dB)
PK	12.40838G	54.36	74.00	-19.64	72.00	3	Horizontal	158	1.96	-	38.80	8.93	65.37
AV	12.40536G	40.83	54.00	-13.17	58.48	3	Horizontal	158	1.96	-	38.80	8.93	65.38

5.925-6.425GHz_802.11be EHT40-BF_Nss1,(MCS0)_4TX

6205MHz_TX

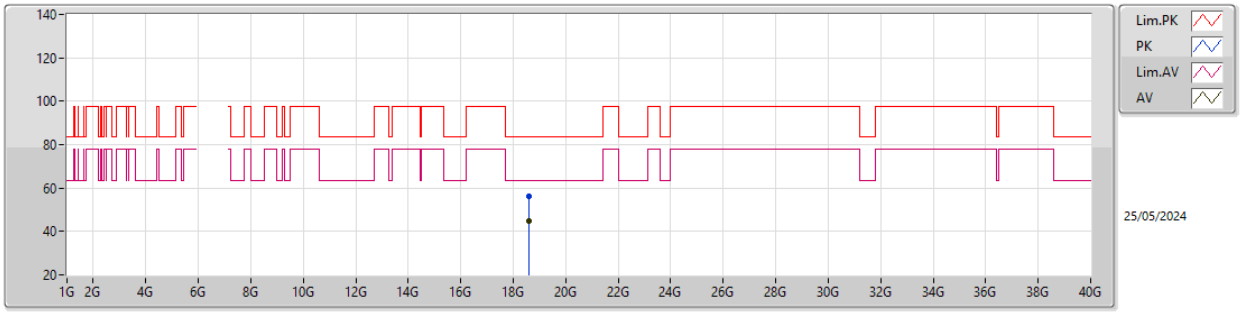

EUT X_4TX
Setting 28
03-H-M-1

Type	Freq	Level	Limit	Margin	Raw	Dist	Condition	Azimuth	Height	Comment	AF	CL	PA
	(Hz)	(dBuV/m)	(dBuV/m)	(dB)	(dBuV)	(m)		(°)	(m)		(dB)	(dB)	(dB)
PK	18.61375G	56.25	83.54	-27.29	52.85	1	Vertical	92	1.60	-	37.73	15.27	49.60
AV	18.6152G	44.81	63.54	-18.73	41.41	1	Vertical	92	1.60	-	37.73	15.27	49.60

5.925-6.425GHz_802.11be EHT40-BF_Nss1,(MCS0)_4TX

6205MHz_TX

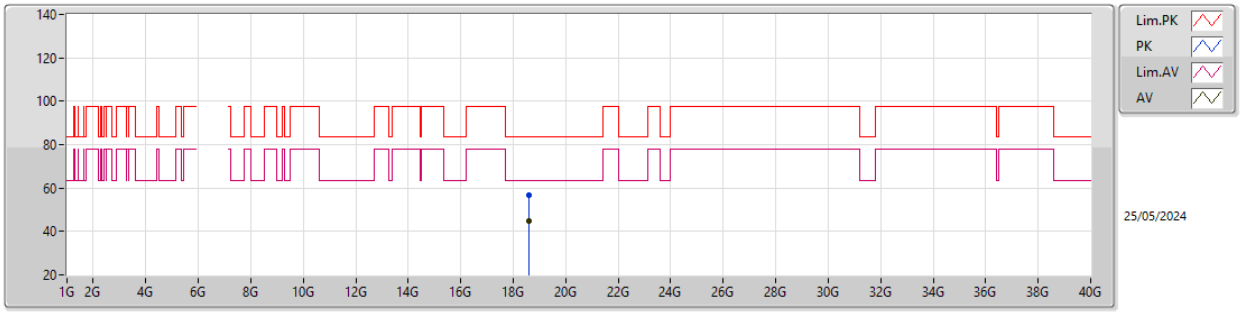

EUT X_4TX
Setting 28
03-H-M-1

Type	Freq	Level	Limit	Margin	Raw	Dist	Condition	Azimuth	Height	Comment	AF	CL	PA
	(Hz)	(dBuV/m)	(dBuV/m)	(dB)	(dBuV)	(m)		(°)	(m)		(dB)	(dB)	(dB)
PK	18.6175G	56.57	83.54	-26.97	53.17	1	Horizontal	108	1.19	-	37.73	15.27	49.60
AV	18.61468G	44.70	63.54	-18.84	41.30	1	Horizontal	108	1.19	-	37.73	15.27	49.60

5.925-6.425GHz_802.11be EHT40-BF_Nss1,(MCS0)_4TX

6405MHz_TX

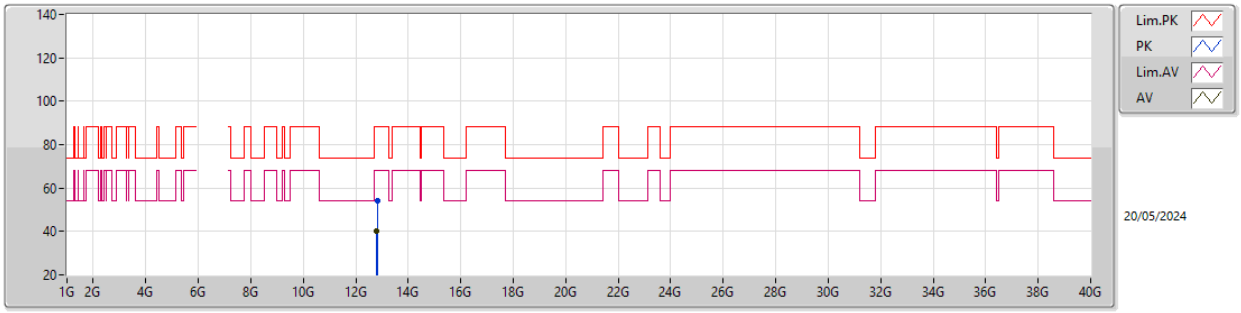

EUT X_4TX
Setting 28
02-C-A-4

Type	Freq	Level	Limit	Margin	Raw	Dist	Condition	Azimuth	Height	Comment	AF	CL	PA
	(Hz)	(dBuV/m)	(dBuV/m)	(dB)	(dBuV)	(m)		(°)	(m)		(dB)	(dB)	(dB)
PK	12.81306G	53.95	88.20	-34.25	71.15	3	Vertical	162	2.00	-	38.93	9.12	65.25
RMS	12.80792G	40.22	68.20	-27.98	57.43	3	Vertical	162	2.00	-	38.92	9.12	65.25

5.925-6.425GHz_802.11be EHT40-BF_Nss1,(MCS0)_4TX

6405MHz_TX

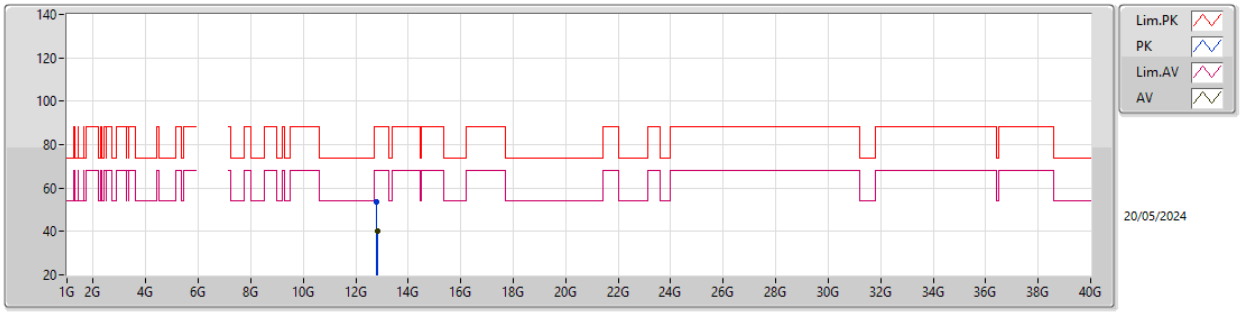

EUT X_4TX
Setting 28
02-C-A-4

Type	Freq	Level	Limit	Margin	Raw	Dist	Condition	Azimuth	Height	Comment	AF	CL	PA
	(Hz)	(dBuV/m)	(dBuV/m)	(dB)	(dBuV)	(m)		(°)	(m)		(dB)	(dB)	(dB)
PK	12.80722G	53.49	88.20	-34.71	70.71	3	Horizontal	120	2.27	-	38.91	9.12	65.25
RMS	12.81378G	40.19	68.20	-28.01	57.39	3	Horizontal	120	2.27	-	38.93	9.12	65.25

5.925-6.425GHz_802.11be EHT40-BF_Nss1,(MCS0)_4TX

6405MHz_TX

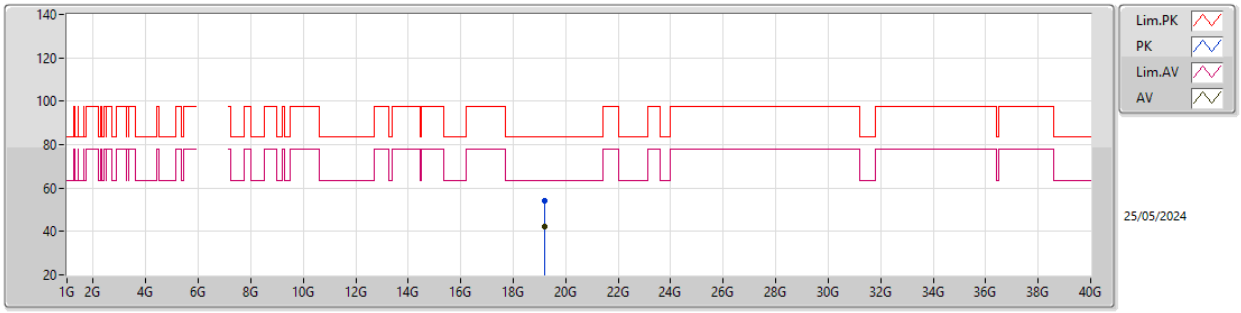

EUT X_4TX
Setting 28
03-H-M-1

Type	Freq	Level	Limit	Margin	Raw	Dist	Condition	Azimuth	Height	Comment	AF	CL	PA
	(Hz)	(dBuV/m)	(dBuV/m)	(dB)	(dBuV)	(m)		(°)	(m)		(dB)	(dB)	(dB)
PK	19.21474G	54.23	83.54	-29.31	50.51	1	Vertical	230	1.10	-	37.97	15.24	49.49
AV	19.21253G	42.23	63.54	-21.31	38.50	1	Vertical	230	1.10	-	37.97	15.24	49.48

5.925-6.425GHz_802.11be EHT40-BF_Nss1,(MCS0)_4TX

6405MHz_TX

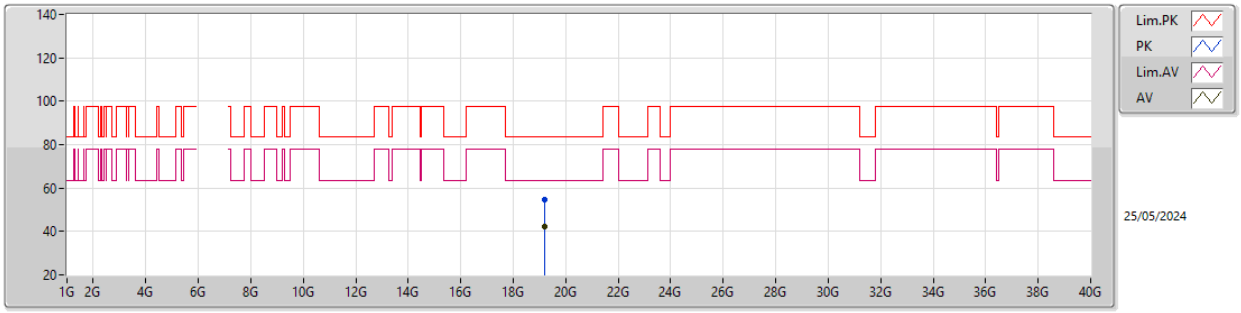

EUT X_4TX
Setting 28
03-H-M-1

Type	Freq	Level	Limit	Margin	Raw	Dist	Condition	Azimuth	Height	Comment	AF	CL	PA
	(Hz)	(dBuV/m)	(dBuV/m)	(dB)	(dBuV)	(m)		(°)	(m)		(dB)	(dB)	(dB)
PK	19.21522G	54.54	83.54	-29.00	50.82	1	Horizontal	298	2.74	-	37.97	15.24	49.49
AV	19.21263G	42.34	63.54	-21.20	38.61	1	Horizontal	298	2.74	-	37.97	15.24	49.48

6.525-6.875GHz_802.11be EHT40-BF_Nss1,(MCS0)_4TX

6565MHz_TX

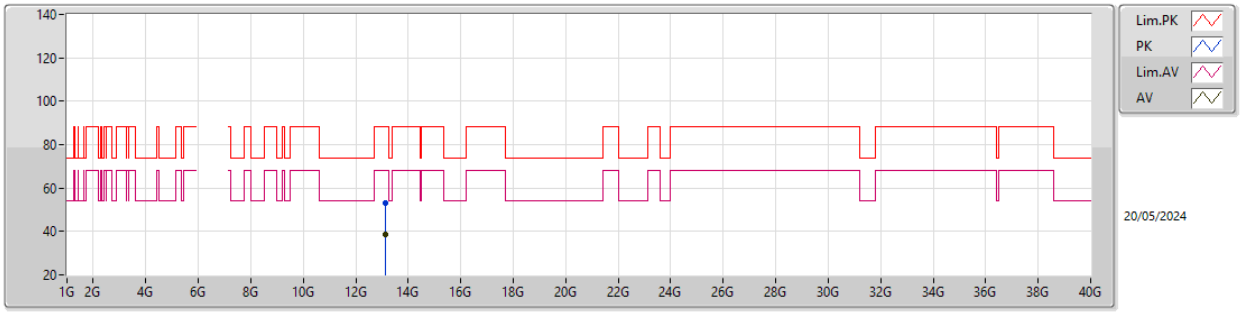

EUT X_4TX
Setting 28
02-C-A-4

Type	Freq	Level	Limit	Margin	Raw	Dist	Condition	Azimuth	Height	Comment	AF	CL	PA
	(Hz)	(dBuV/m)	(dBuV/m)	(dB)	(dBuV)	(m)		(°)	(m)		(dB)	(dB)	(dB)
PK	13.13367G	52.96	88.20	-35.24	68.99	3	Vertical	9	1.42	-	39.67	9.27	64.97
RMS	13.13351G	38.62	68.20	-29.58	54.65	3	Vertical	9	1.42	-	39.67	9.27	64.97

6.525-6.875GHz_802.11be EHT40-BF_Nss1,(MCS0)_4TX

6565MHz_TX

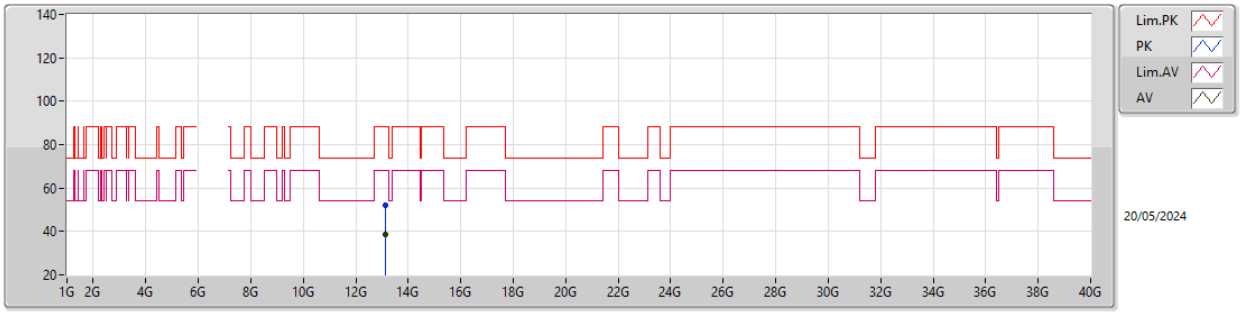

EUT X_4TX
Setting 28
02-C-A-4

Type	Freq	Level	Limit	Margin	Raw	Dist	Condition	Azimuth	Height	Comment	AF	CL	PA
	(Hz)	(dBuV/m)	(dBuV/m)	(dB)	(dBuV)	(m)		(°)	(m)		(dB)	(dB)	(dB)
PK	13.13242G	52.30	88.20	-35.90	68.34	3	Horizontal	279	1.97	-	39.66	9.27	64.97
RMS	13.135G	38.65	68.20	-29.55	54.68	3	Horizontal	279	1.97	-	39.67	9.27	64.97

6.525-6.875GHz_802.11be EHT40-BF_Nss1,(MCS0)_4TX

6565MHz_TX

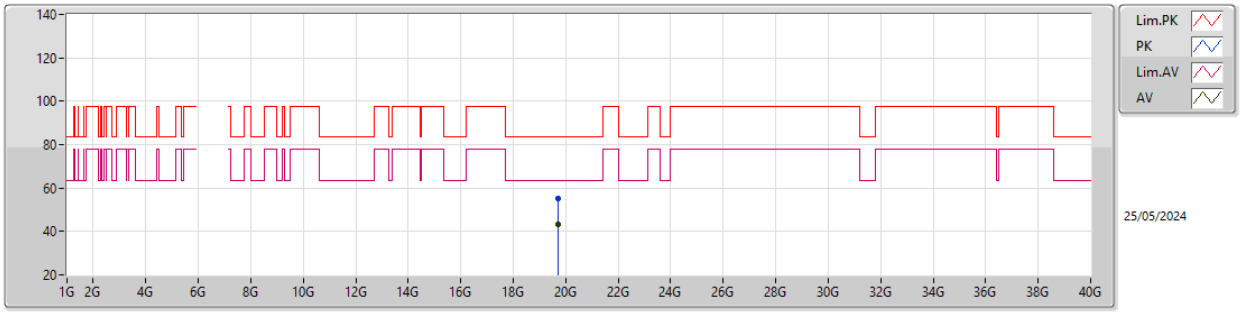

EUT X_4TX
Setting 28
03-H-M-1

Type	Freq	Level	Limit	Margin	Raw	Dist	Condition	Azimuth	Height	Comment	AF	CL	PA
	(Hz)	(dBuV/m)	(dBuV/m)	(dB)	(dBuV)	(m)		(°)	(m)		(dB)	(dB)	(dB)
PK	19.69572G	55.05	83.54	-28.49	51.52	1	Vertical	141	2.32	-	37.83	15.22	49.52
AV	19.6928G	43.41	63.54	-20.13	39.87	1	Vertical	141	2.32	-	37.84	15.22	49.52

6.525-6.875GHz_802.11be EHT40-BF_Nss1,(MCS0)_4TX

6565MHz_TX

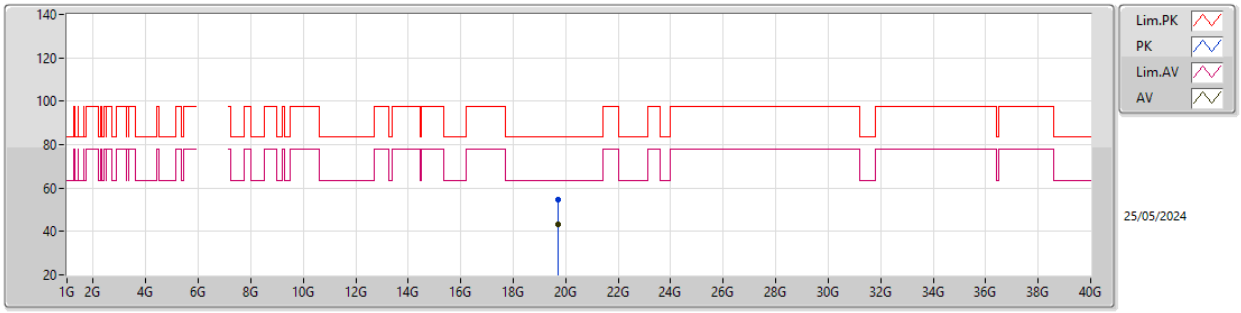

EUT X_4TX
Setting 28
03-H-M-1

Type	Freq	Level	Limit	Margin	Raw	Dist	Condition	Azimuth	Height	Comment	AF	CL	PA
	(Hz)	(dBuV/m)	(dBuV/m)	(dB)	(dBuV)	(m)		(°)	(m)		(dB)	(dB)	(dB)
PK	19.69307G	54.75	83.54	-28.79	51.21	1	Horizontal	125	1.06	-	37.84	15.22	49.52
AV	19.69583G	43.35	63.54	-20.19	39.82	1	Horizontal	125	1.06	-	37.83	15.22	49.52

6.525-6.875GHz_802.11be EHT40-BF_Nss1,(MCS0)_4TX

6685MHz_TX

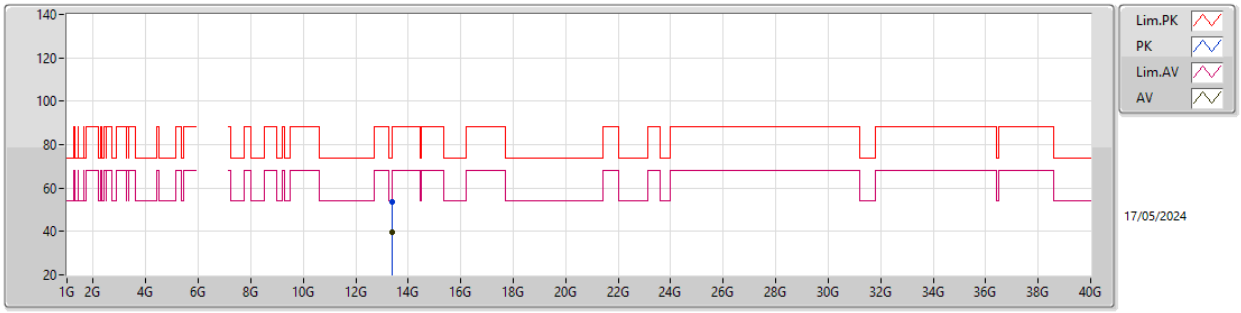

EUT X_4TX
Setting 28
02-C-A-4

Type	Freq	Level	Limit	Margin	Raw	Dist	Condition	Azimuth	Height	Comment	AF	CL	PA
	(Hz)	(dBuV/m)	(dBuV/m)	(dB)	(dBuV)	(m)		(°)	(m)		(dB)	(dB)	(dB)
PK	13.37047G	53.38	74.00	-20.62	68.27	3	Vertical	173	2.61	-	40.24	9.38	64.51
AV	13.37461G	39.58	54.00	-14.42	54.45	3	Vertical	173	2.61	-	40.25	9.38	64.50

6.525-6.875GHz_802.11be EHT40-BF_Nss1,(MCS0)_4TX

6685MHz_TX

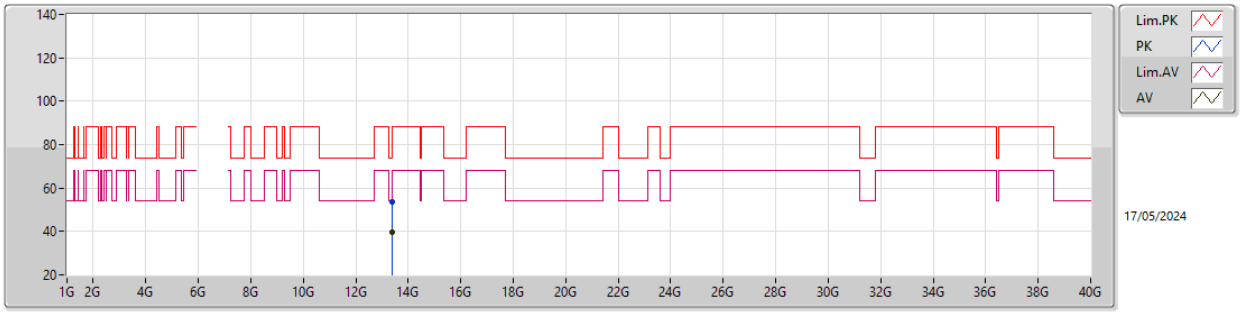

EUT X_4TX
Setting 28
02-C-A-4

Type	Freq	Level	Limit	Margin	Raw	Dist	Condition	Azimuth	Height	Comment	AF	CL	PA
	(Hz)	(dBuV/m)	(dBuV/m)	(dB)	(dBuV)	(m)		(°)	(m)		(dB)	(dB)	(dB)
PK	13.37255G	53.55	74.00	-20.45	68.43	3	Horizontal	149	2.59	-	40.25	9.38	64.51
AV	13.37369G	39.59	54.00	-14.41	54.47	3	Horizontal	149	2.59	-	40.25	9.38	64.51

6.525-6.875GHz_802.11be EHT40-BF_Nss1,(MCS0)_4TX

6685MHz_TX

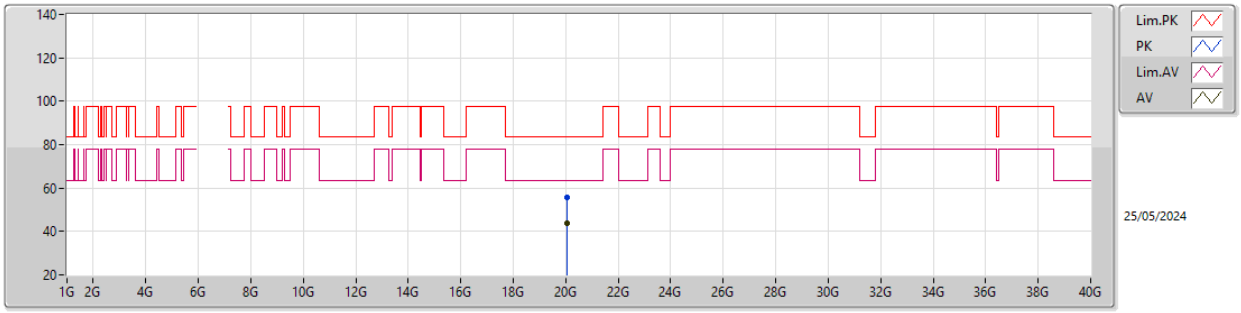

EUT X_4TX
Setting 28
03-H-M-1

Type	Freq	Level	Limit	Margin	Raw	Dist	Condition	Azimuth	Height	Comment	AF	CL	PA
	(Hz)	(dBuV/m)	(dBuV/m)	(dB)	(dBuV)	(m)		(°)	(m)		(dB)	(dB)	(dB)
PK	20.05736G	55.76	83.54	-27.78	52.04	1	Vertical	336	1.81	-	37.73	15.25	49.26
AV	20.05281G	43.73	63.54	-19.81	40.04	1	Vertical	336	1.81	-	37.71	15.24	49.26

6.525-6.875GHz_802.11be EHT40-BF_Nss1,(MCS0)_4TX

6685MHz_TX

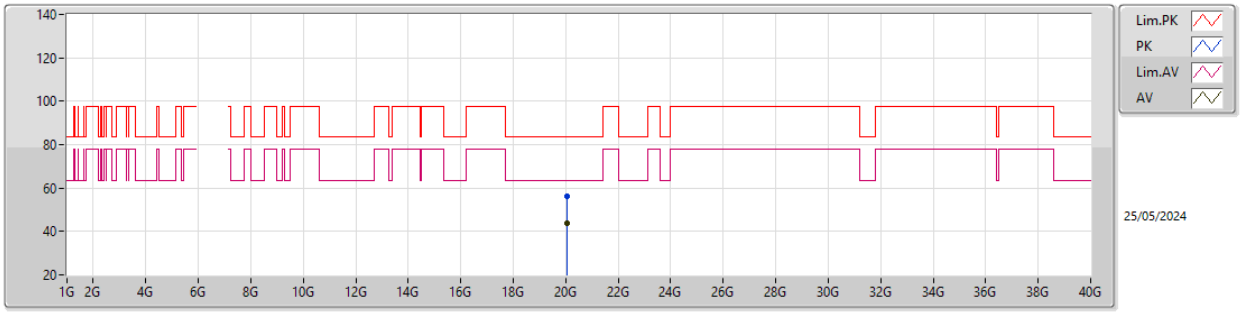

EUT X_4TX
Setting 28
03-H-M-1

Type	Freq	Level	Limit	Margin	Raw	Dist	Condition	Azimuth	Height	Comment	AF	CL	PA
	(Hz)	(dBuV/m)	(dBuV/m)	(dB)	(dBuV)	(m)		(°)	(m)		(dB)	(dB)	(dB)
PK	20.05565G	56.01	83.54	-27.53	52.31	1	Horizontal	78	1.02	-	37.72	15.24	49.26
AV	20.05274G	43.78	63.54	-19.76	40.09	1	Horizontal	78	1.02	-	37.71	15.24	49.26

6.525-6.875GHz_802.11be EHT40-BF_Nss1,(MCS0)_4TX

6845MHz_TX

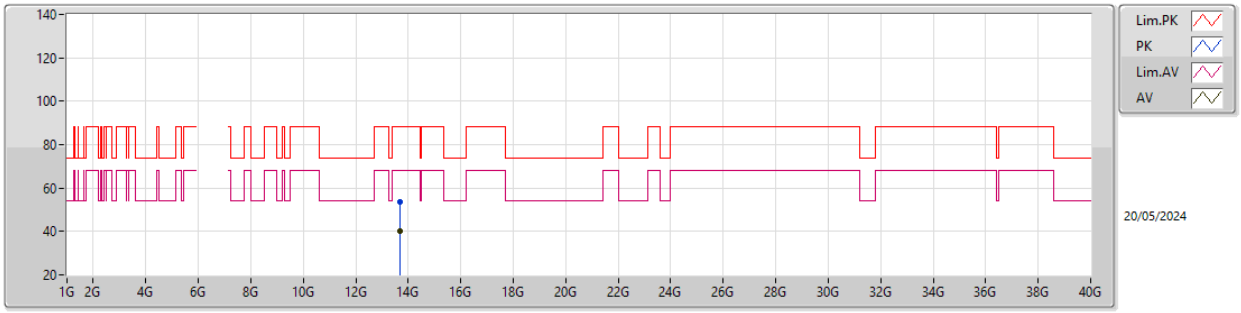

EUT X_4TX
Setting 28
02-C-A-4

Type	Freq	Level	Limit	Margin	Raw	Dist	Condition	Azimuth	Height	Comment	AF	CL	PA
	(Hz)	(dBuV/m)	(dBuV/m)	(dB)	(dBuV)	(m)		(°)	(m)		(dB)	(dB)	(dB)
PK	13.69462G	53.64	88.20	-34.56	67.57	3	Vertical	210	2.10	-	40.88	9.53	64.34
RMS	13.69378G	40.23	68.20	-27.97	54.16	3	Vertical	210	2.10	-	40.88	9.53	64.34

6.525-6.875GHz_802.11be EHT40-BF_Nss1,(MCS0)_4TX

6845MHz_TX

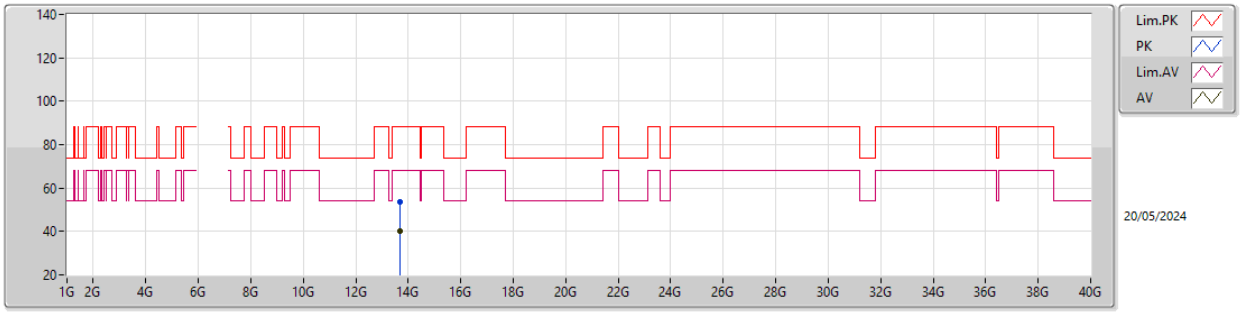

EUT X_4TX
Setting 28
02-C-A-4

Type	Freq	Level	Limit	Margin	Raw	Dist	Condition	Azimuth	Height	Comment	AF	CL	PA
	(Hz)	(dBuV/m)	(dBuV/m)	(dB)	(dBuV)	(m)		(°)	(m)		(dB)	(dB)	(dB)
PK	13.68888G	53.70	88.20	-34.50	67.65	3	Horizontal	300	2.01	-	40.86	9.53	64.34
RMS	13.6938G	40.28	68.20	-27.92	54.21	3	Horizontal	300	2.01	-	40.88	9.53	64.34

6.525-6.875GHz_802.11be EHT40-BF_Nss1,(MCS0)_4TX

6845MHz_TX

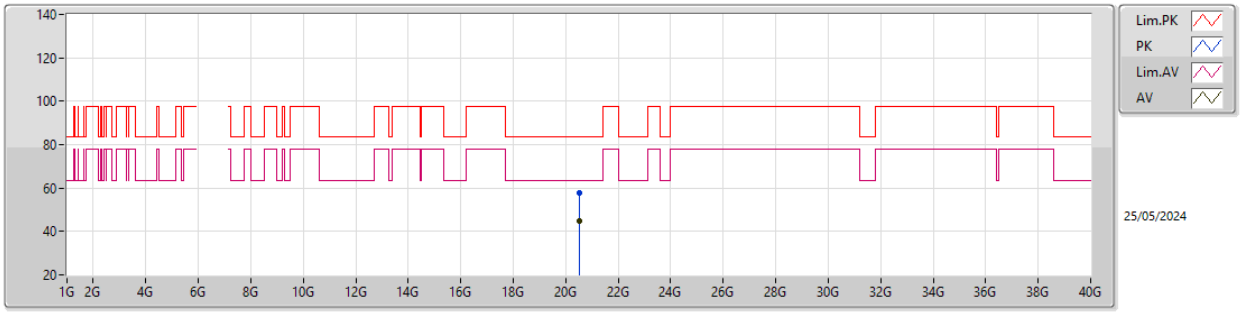

EUT X_4TX
Setting 28
03-H-M-1

Type	Freq	Level	Limit	Margin	Raw	Dist	Condition	Azimuth	Height	Comment	AF	CL	PA
	(Hz)	(dBuV/m)	(dBuV/m)	(dB)	(dBuV)	(m)		(°)	(m)		(dB)	(dB)	(dB)
PK	20.5355G	57.95	83.54	-25.59	53.63	1	Vertical	344	1.83	-	37.81	15.63	49.12
AV	20.53412G	44.67	63.54	-18.87	40.36	1	Vertical	344	1.83	-	37.80	15.63	49.12

6.525-6.875GHz_802.11be EHT40-BF_Nss1,(MCS0)_4TX

6845MHz_TX

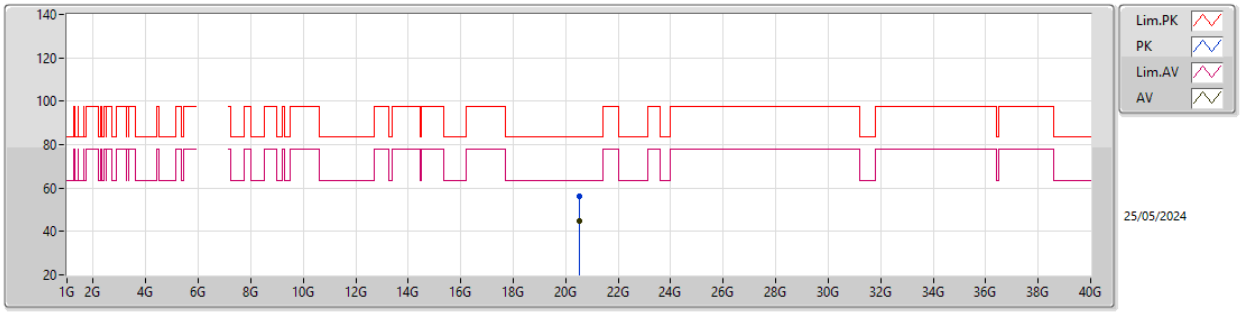

EUT X_4TX
Setting 28
03-H-M-1

Type	Freq	Level	Limit	Margin	Raw	Dist	Condition	Azimuth	Height	Comment	AF	CL	PA
	(Hz)	(dBuV/m)	(dBuV/m)	(dB)	(dBuV)	(m)		(°)	(m)		(dB)	(dB)	(dB)
PK	20.53449G	56.41	83.54	-27.13	52.09	1	Horizontal	71	1.10	-	37.81	15.63	49.12
AV	20.53417G	44.73	63.54	-18.81	40.41	1	Horizontal	71	1.10	-	37.81	15.63	49.12

5.925-6.425GHz_802.11be EHT80-BF_Nss1,(MCS0)_4TX

5985MHz_TX

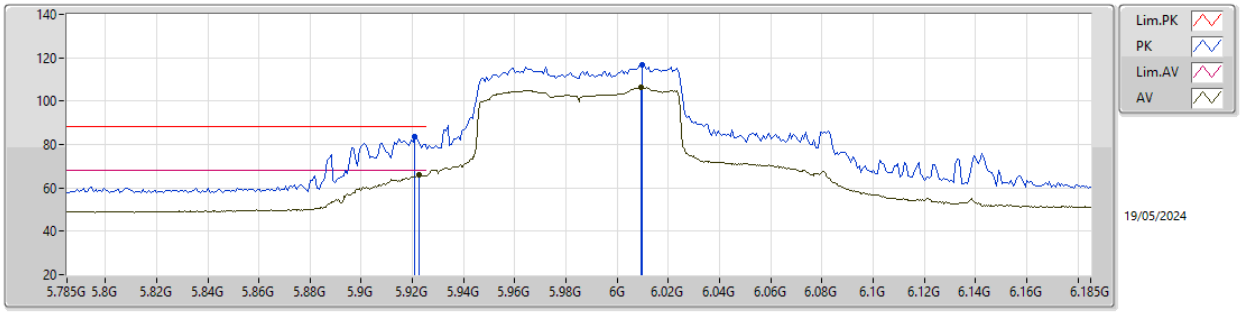

EUT X_4TX
Setting 24
03-H-A-4-10

Type	Freq	Level	Limit	Margin	Raw	Dist	Condition	Azimuth	Height	Comment	AF	CL	PA
	(Hz)	(dBuV/m)	(dBuV/m)	(dB)	(dBuV)	(m)		(°)	(m)		(dB)	(dB)	(dB)
PK	5.921G	83.80	88.20	-4.40	76.73	3	Vertical	14	1.78	-	34.54	7.63	35.10
RMS	5.9226G	65.78	68.20	-2.42	58.70	3	Vertical	14	1.78	-	34.55	7.63	35.10
PK	6.0098G	116.79	Inf	-Inf	109.63	3	Vertical	14	1.78	-	34.60	7.70	35.14
RMS	6.0094G	106.17	Inf	-Inf	99.01	3	Vertical	14	1.78	-	34.60	7.70	35.14

5.925-6.425GHz_802.11be EHT80-BF_Nss1,(MCS0)_4TX

5985MHz_TX

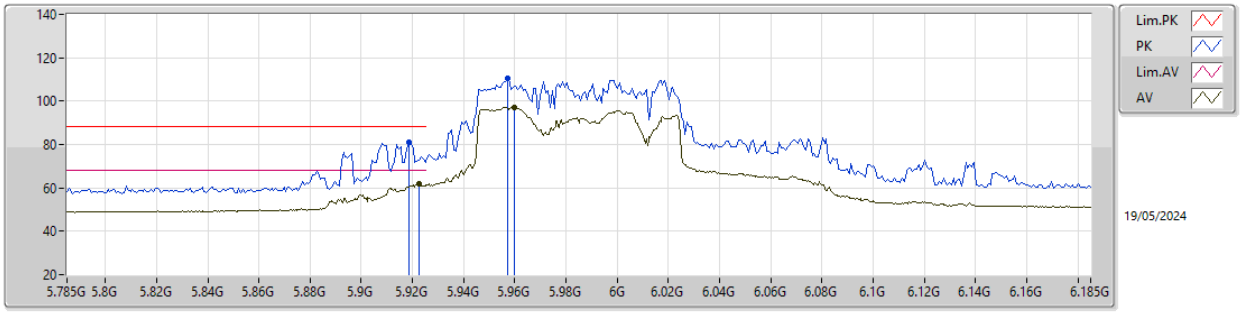

EUT X_4TX
Setting 24
03-H-A-4-10

Type	Freq	Level	Limit	Margin	Raw	Dist	Condition	Azimuth	Height	Comment	AF	CL	PA
	(Hz)	(dBuV/m)	(dBuV/m)	(dB)	(dBuV)	(m)		(°)	(m)		(dB)	(dB)	(dB)
PK	5.9186G	80.80	88.20	-7.40	73.74	3	Horizontal	-0	1.80	-	34.54	7.62	35.10
RMS	5.9226G	61.83	68.20	-6.37	54.75	3	Horizontal	-0	1.80	-	34.55	7.63	35.10
PK	5.957G	110.33	Inf	-Inf	103.19	3	Horizontal	-0	1.80	-	34.60	7.66	35.12
RMS	5.9598G	97.03	Inf	-Inf	89.89	3	Horizontal	-0	1.80	-	34.60	7.66	35.12

5.925-6.425GHz_802.11be EHT80-BF_Nss1,(MCS0)_4TX

5985MHz_TX

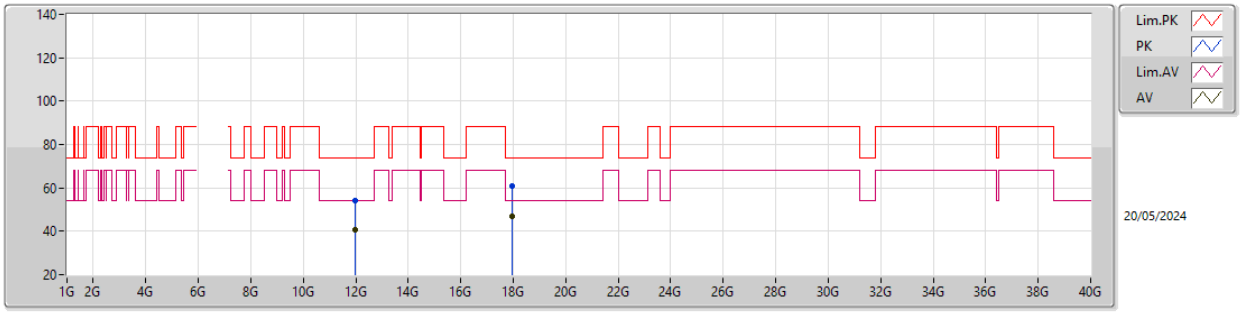

EUT X_4TX
Setting 24
02-C-A-4

Type	Freq	Level	Limit	Margin	Raw	Dist	Condition	Azimuth	Height	Comment	AF	CL	PA
	(Hz)	(dBuV/m)	(dBuV/m)	(dB)	(dBuV)	(m)		(°)	(m)		(dB)	(dB)	(dB)
PK	11.96308G	54.36	74.00	-19.64	72.09	3	Vertical	186	2.96	-	39.30	8.73	65.76
AV	11.97008G	40.72	54.00	-13.28	58.45	3	Vertical	186	2.96	-	39.30	8.73	65.76
PK	17.95004G	60.63	74.00	-13.37	64.57	3	Vertical	208	1.80	-	46.80	11.64	62.38
AV	17.95252G	46.73	54.00	-7.27	50.67	3	Vertical	208	1.80	-	46.79	11.64	62.37

5.925-6.425GHz_802.11be EHT80-BF_Nss1,(MCS0)_4TX

5985MHz_TX

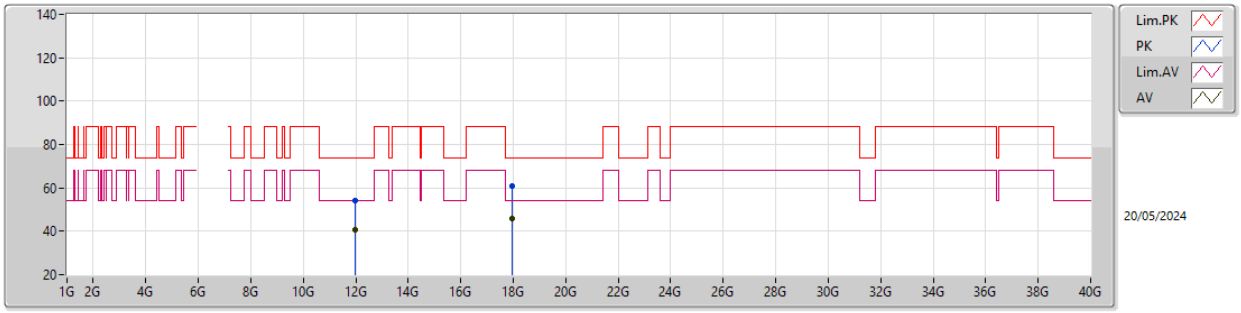

EUT X_4TX
Setting 24
02-C-A-4

Type	Freq	Level	Limit	Margin	Raw	Dist	Condition	Azimuth	Height	Comment	AF	CL	PA
	(Hz)	(dBuV/m)	(dBuV/m)	(dB)	(dBuV)	(m)		(°)	(m)		(dB)	(dB)	(dB)
PK	11.96124G	54.29	74.00	-19.71	72.03	3	Horizontal	208	3.00	-	39.30	8.73	65.77
AV	11.96336G	40.62	54.00	-13.38	58.35	3	Horizontal	208	3.00	-	39.30	8.73	65.76
PK	17.95868G	60.65	74.00	-13.35	64.59	3	Horizontal	247	1.80	-	46.78	11.64	62.36
AV	17.95236G	46.02	54.00	-7.98	49.95	3	Horizontal	247	1.80	-	46.80	11.64	62.37

5.925-6.425GHz_802.11be EHT80-BF_Nss1,(MCS0)_4TX

5985MHz_TX

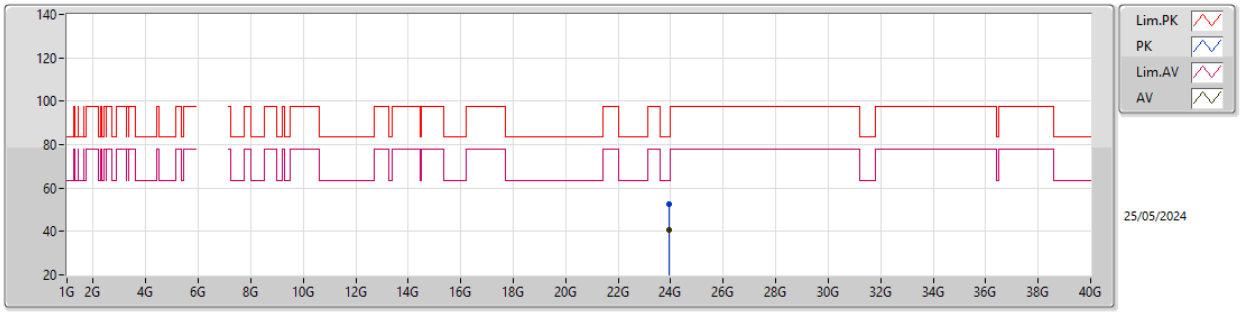

EUT X_4TX
Setting 24
03-H-Y-1

Type	Freq	Level	Limit	Margin	Raw	Dist	Condition	Azimuth	Height	Comment	AF	CL	PA
	(Hz)	(dBuV/m)	(dBuV/m)	(dB)	(dBuV)	(m)		(°)	(m)		(dB)	(dB)	(dB)
PK	23.94048G	52.46	83.54	-31.08	43.32	1	Vertical	185	2.51	-	38.88	17.38	47.12
AV	23.94046G	40.58	63.54	-22.96	31.44	1	Vertical	185	2.51	-	38.88	17.38	47.12

5.925-6.425GHz_802.11be EHT80-BF_Nss1,(MCS0)_4TX

5985MHz_TX

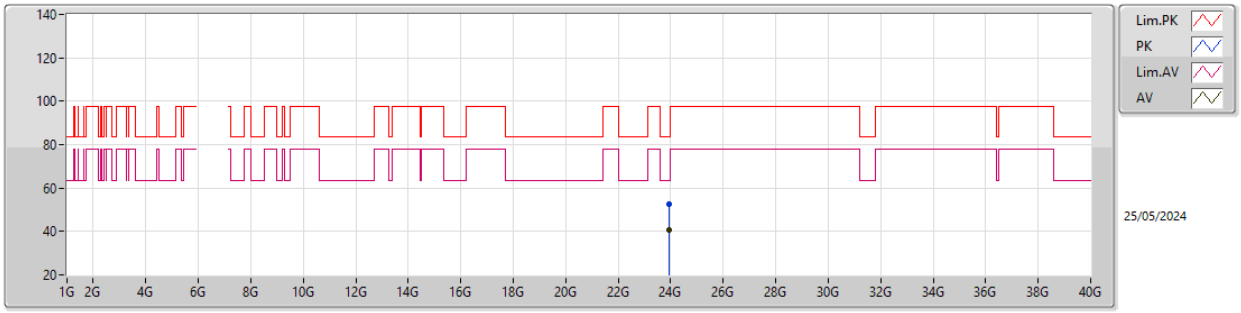

EUT X_4TX
Setting 24
03-H-Y-1

Type	Freq	Level	Limit	Margin	Raw	Dist	Condition	Azimuth	Height	Comment	AF	CL	PA
	(Hz)	(dBuV/m)	(dBuV/m)	(dB)	(dBuV)	(m)		(°)	(m)		(dB)	(dB)	(dB)
PK	23.93886G	52.45	83.54	-31.09	43.31	1	Horizontal	250	1.57	-	38.88	17.38	47.12
AV	23.93518G	40.59	63.54	-22.95	31.46	1	Horizontal	250	1.57	-	38.87	17.38	47.12

5.925-6.425GHz_802.11be EHT80-BF_Nss1,(MCS0)_4TX

6225MHz_TX

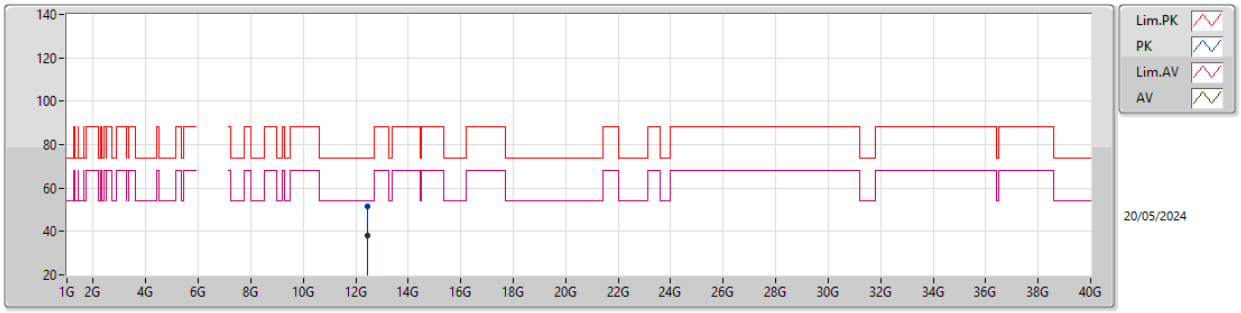

EUT X_4TX
Setting 28
02-C-A-4

Type	Freq	Level	Limit	Margin	Raw	Dist	Condition	Azimuth	Height	Comment	AF	CL	PA
	(Hz)	(dBuV/m)	(dBuV/m)	(dB)	(dBuV)	(m)		(°)	(m)		(dB)	(dB)	(dB)
PK	12.45447G	51.76	74.00	-22.24	69.35	3	Vertical	167	2.43	-	38.79	8.95	65.33
AV	12.44521G	38.04	54.00	-15.96	55.63	3	Vertical	167	2.43	-	38.80	8.95	65.34

5.925-6.425GHz_802.11be EHT80-BF_Nss1,(MCS0)_4TX

6225MHz_TX

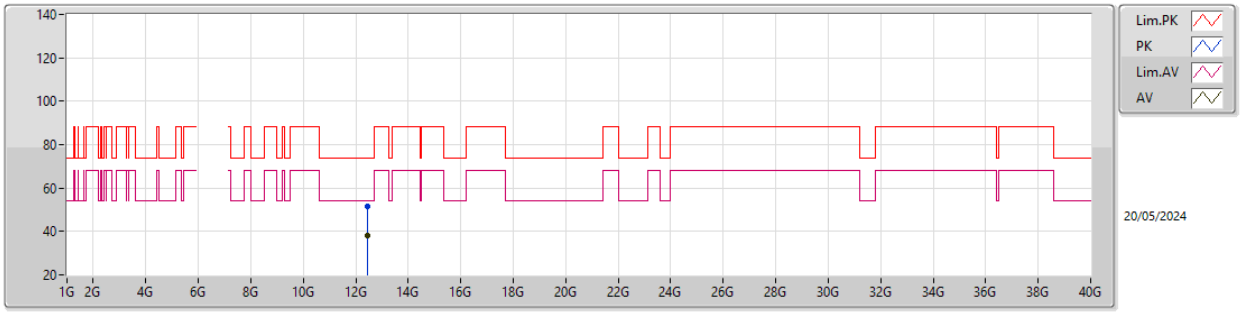

EUT X_4TX
Setting 28
02-C-A-4

Type	Freq	Level	Limit	Margin	Raw	Dist	Condition	Azimuth	Height	Comment	AF	CL	PA
	(Hz)	(dBuV/m)	(dBuV/m)	(dB)	(dBuV)	(m)		(°)	(m)		(dB)	(dB)	(dB)
PK	12.45165G	51.64	74.00	-22.36	69.22	3	Horizontal	289	2.53	-	38.80	8.95	65.33
AV	12.45019G	38.00	54.00	-16.00	55.58	3	Horizontal	289	2.53	-	38.80	8.95	65.33

5.925-6.425GHz_802.11be EHT80-BF_Nss1,(MCS0)_4TX

6225MHz_TX

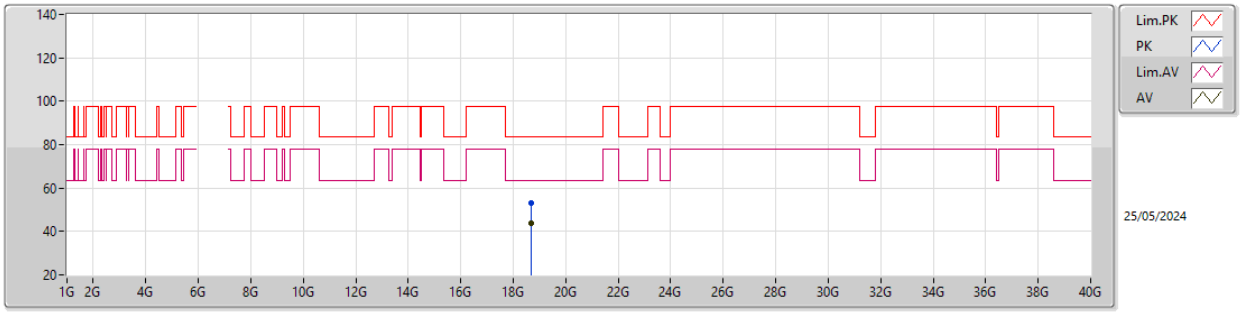

EUT X_4TX
Setting 28
03-H-Y-1

Type	Freq	Level	Limit	Margin	Raw	Dist	Condition	Azimuth	Height	Comment	AF	CL	PA
	(Hz)	(dBuV/m)	(dBuV/m)	(dB)	(dBuV)	(m)		(°)	(m)		(dB)	(dB)	(dB)
PK	18.67807G	53.23	83.54	-30.31	49.83	1	Vertical	294	1.11	-	37.69	15.27	49.56
AV	18.67206G	43.71	63.54	-19.83	40.29	1	Vertical	294	1.11	-	37.71	15.27	49.56

5.925-6.425GHz_802.11be EHT80-BF_Nss1,(MCS0)_4TX

6225MHz_TX

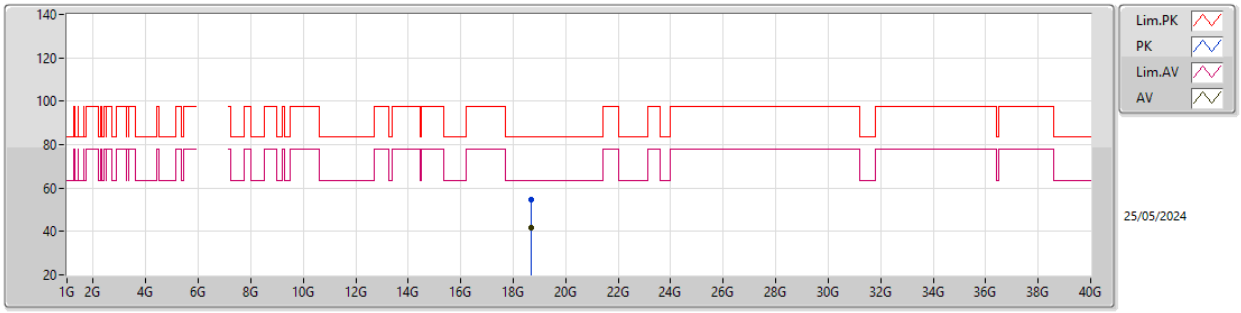

EUT X_4TX
Setting 28
03-H-Y-1

Type	Freq	Level	Limit	Margin	Raw	Dist	Condition	Azimuth	Height	Comment	AF	CL	PA
	(Hz)	(dBuV/m)	(dBuV/m)	(dB)	(dBuV)	(m)		(°)	(m)		(dB)	(dB)	(dB)
PK	18.67052G	54.84	83.54	-28.70	51.41	1	Horizontal	45	2.38	-	37.72	15.27	49.56
AV	18.6701G	41.78	63.54	-21.76	38.35	1	Horizontal	45	2.38	-	37.72	15.27	49.56

5.925-6.425GHz_802.11be EHT80-BF_Nss1,(MCS0)_4TX

6385MHz_TX

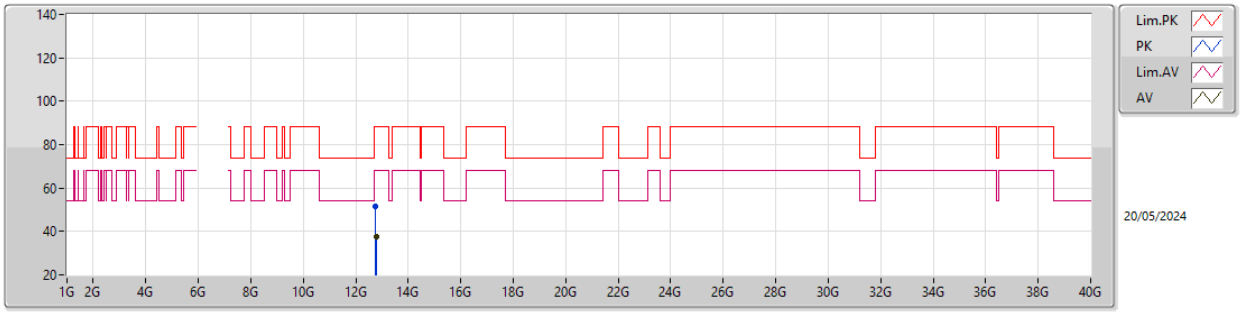

EUT X_4TX
Setting 28
02-C-A-4

Type	Freq	Level	Limit	Margin	Raw	Dist	Condition	Azimuth	Height	Comment	AF	CL	PA
	(Hz)	(dBuV/m)	(dBuV/m)	(dB)	(dBuV)	(m)		(°)	(m)		(dB)	(dB)	(dB)
PK	12.76613G	51.48	88.20	-36.72	68.81	3	Vertical	350	1.68	-	38.83	9.10	65.26
RMS	12.77254G	37.54	68.20	-30.66	54.85	3	Vertical	350	1.68	-	38.85	9.10	65.26

5.925-6.425GHz_802.11be EHT80-BF_Nss1,(MCS0)_4TX

6385MHz_TX

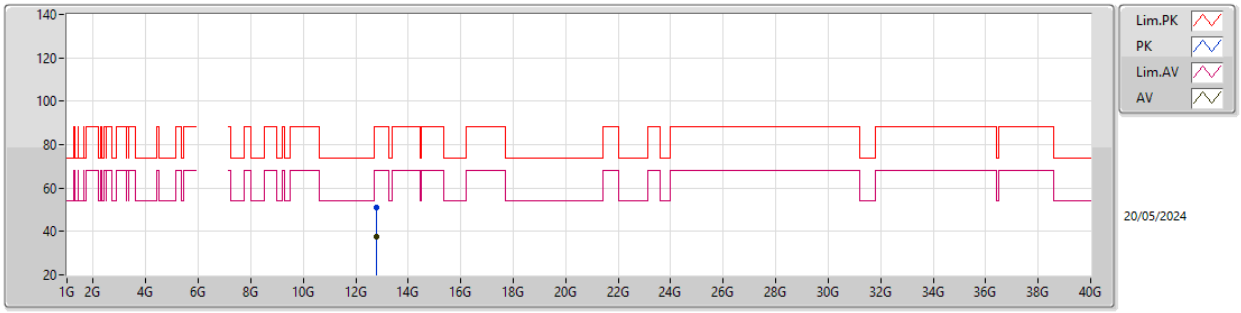

EUT X_4TX
Setting 28
02-C-A-4

Type	Freq	Level	Limit	Margin	Raw	Dist	Condition	Azimuth	Height	Comment	AF	CL	PA
	(Hz)	(dBuV/m)	(dBuV/m)	(dB)	(dBuV)	(m)		(°)	(m)		(dB)	(dB)	(dB)
PK	12.77218G	50.93	88.20	-37.27	68.25	3	Horizontal	106	1.46	-	38.84	9.10	65.26
RMS	12.77489G	37.48	68.20	-30.72	54.79	3	Horizontal	106	1.46	-	38.85	9.10	65.26

5.925-6.425GHz_802.11be EHT80-BF_Nss1,(MCS0)_4TX

6385MHz_TX

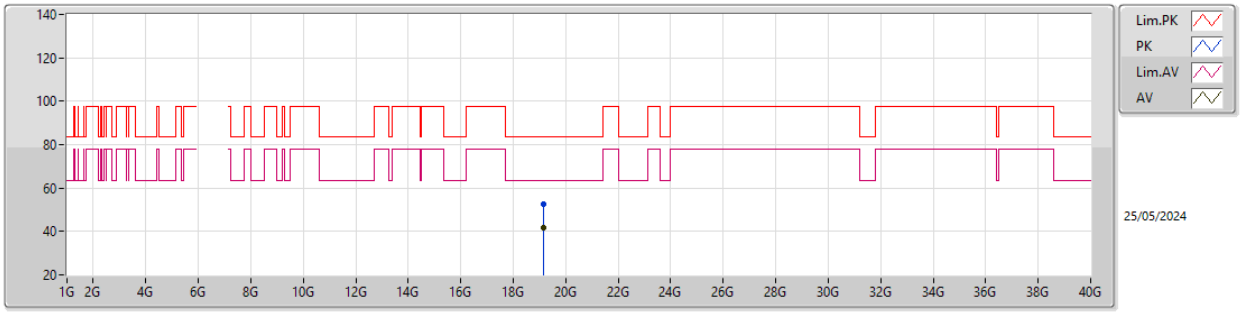

EUT X_4TX
Setting 28
03-H-Y-1

Type	Freq	Level	Limit	Margin	Raw	Dist	Condition	Azimuth	Height	Comment	AF	CL	PA
	(Hz)	(dBuV/m)	(dBuV/m)	(dB)	(dBuV)	(m)		(°)	(m)		(dB)	(dB)	(dB)
PK	19.15426G	52.82	83.54	-30.72	49.29	1	Vertical	128	2.79	-	37.73	15.24	49.44
AV	19.15831G	41.71	63.54	-21.83	38.17	1	Vertical	128	2.79	-	37.75	15.24	49.45

5.925-6.425GHz_802.11be EHT80-BF_Nss1,(MCS0)_4TX

6385MHz_TX

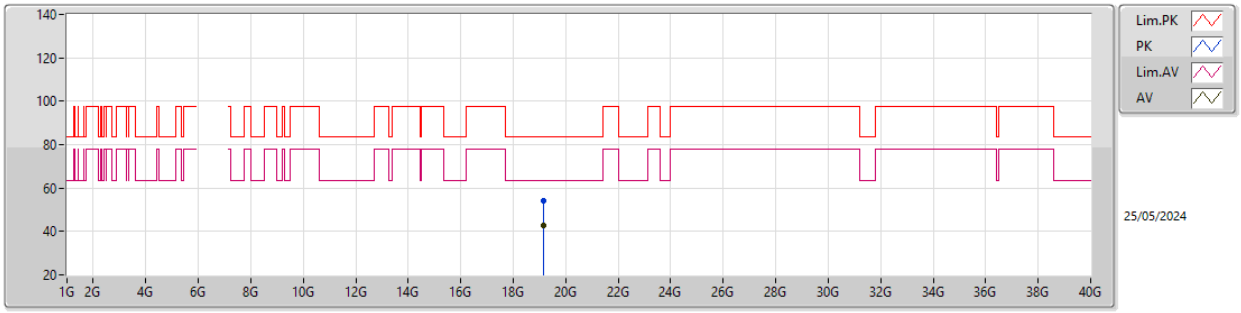

EUT X_4TX
Setting 28
03-H-Y-1

Type	Freq	Level	Limit	Margin	Raw	Dist	Condition	Azimuth	Height	Comment	AF	CL	PA
	(Hz)	(dBuV/m)	(dBuV/m)	(dB)	(dBuV)	(m)		(°)	(m)		(dB)	(dB)	(dB)
PK	19.15511G	53.98	83.54	-29.56	50.46	1	Horizontal	135	2.11	-	37.73	15.24	49.45
AV	19.15149G	42.60	63.54	-20.94	39.09	1	Horizontal	135	2.11	-	37.71	15.24	49.44

6.525-6.875GHz_802.11be EHT80-BF_Nss1,(MCS0)_4TX

6625MHz_TX

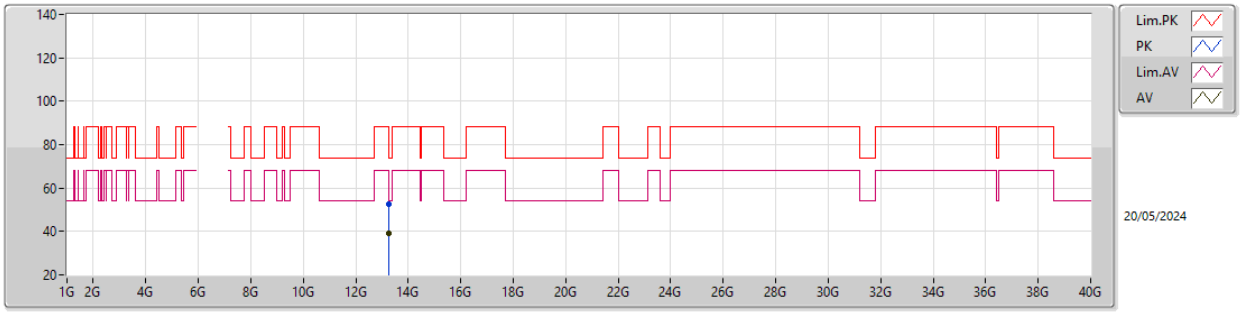

EUT X_4TX
Setting 28
02-C-A-4

Type	Freq	Level	Limit	Margin	Raw	Dist	Condition	Azimuth	Height	Comment	AF	CL	PA
	(Hz)	(dBuV/m)	(dBuV/m)	(dB)	(dBuV)	(m)		(°)	(m)		(dB)	(dB)	(dB)
PK	13.25315G	52.55	74.00	-21.45	67.96	3	Vertical	87	2.05	-	40.01	9.32	64.74
AV	13.252215G	39.17	54.00	-14.83	54.59	3	Vertical	87	2.05	-	40.00	9.32	64.74

6.525-6.875GHz_802.11be EHT80-BF_Nss1,(MCS0)_4TX

6625MHz_TX

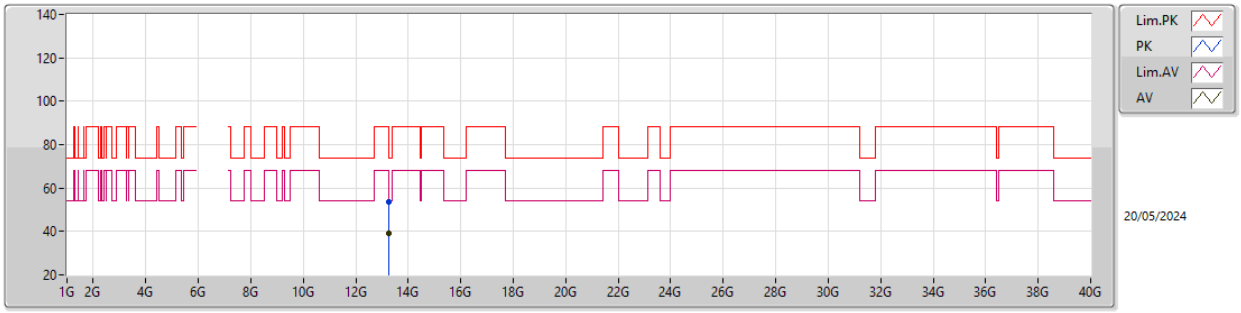

EUT X_4TX
Setting 28
02-C-A-4

Type	Freq	Level	Limit	Margin	Raw	Dist	Condition	Azimuth	Height	Comment	AF	CL	PA
	(Hz)	(dBuV/m)	(dBuV/m)	(dB)	(dBuV)	(m)		(°)	(m)		(dB)	(dB)	(dB)
PK	13.25043G	53.41	74.00	-20.59	68.83	3	Horizontal	4	2.30	-	40.00	9.32	64.74
AV	13.2651G	39.25	54.00	-14.75	54.61	3	Horizontal	4	2.30	-	40.03	9.33	64.72

6.525-6.875GHz_802.11be EHT80-BF_Nss1,(MCS0)_4TX

6625MHz_TX

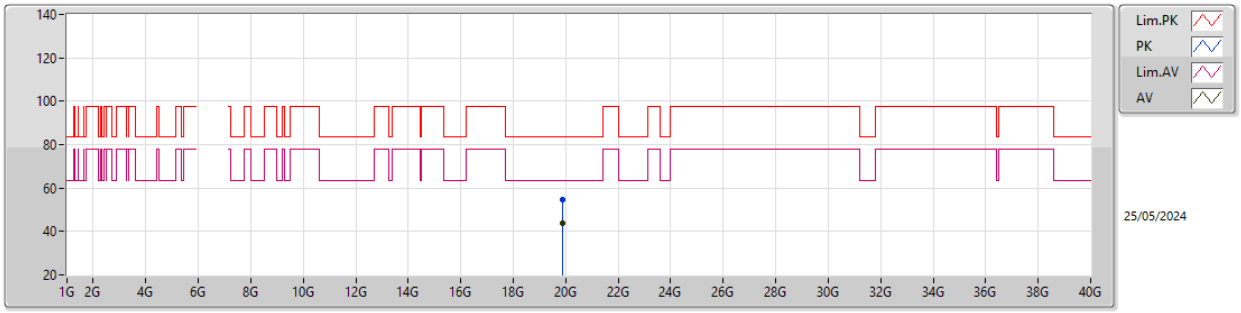

EUT X_4TX
Setting 28
03-H-Y-1

Type	Freq	Level	Limit	Margin	Raw	Dist	Condition	Azimuth	Height	Comment	AF	CL	PA
	(Hz)	(dBuV/m)	(dBuV/m)	(dB)	(dBuV)	(m)		(°)	(m)		(dB)	(dB)	(dB)
PK	19.87838G	54.41	83.54	-29.13	50.80	1	Vertical	279	1.04	-	37.77	15.21	49.37
AV	19.87022G	43.72	63.54	-19.82	40.17	1	Vertical	279	1.04	-	37.72	15.21	49.38

6.525-6.875GHz_802.11be EHT80-BF_Nss1,(MCS0)_4TX

6625MHz_TX

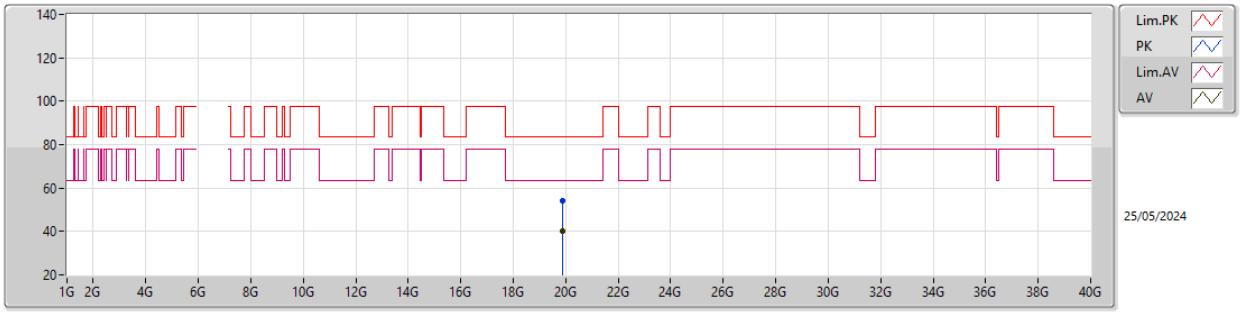

EUT X_4TX
Setting 28
03-H-Y-1

Type	Freq	Level	Limit	Margin	Raw	Dist	Condition	Azimuth	Height	Comment	AF	CL	PA
	(Hz)	(dBuV/m)	(dBuV/m)	(dB)	(dBuV)	(m)		(°)	(m)		(dB)	(dB)	(dB)
PK	19.87489G	54.04	83.54	-29.50	50.45	1	Horizontal	70	1.79	-	37.75	15.21	49.37
AV	19.8768G	40.20	63.54	-23.34	36.60	1	Horizontal	70	1.79	-	37.76	15.21	49.37

6.525-6.875GHz_802.11be EHT80-BF_Nss1,(MCS0)_4TX

6705MHz_TX

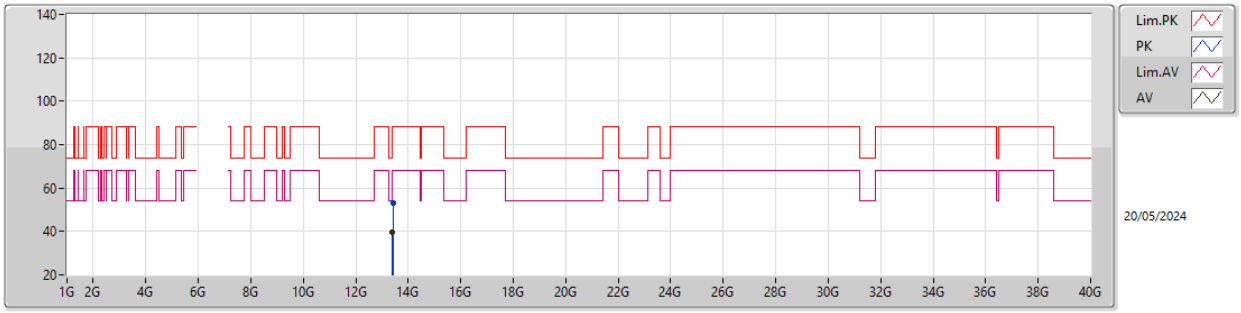

EUT X_4TX
Setting 28
02-C-A-4

Type	Freq	Level	Limit	Margin	Raw	Dist	Condition	Azimuth	Height	Comment	AF	CL	PA
	(Hz)	(dBuV/m)	(dBuV/m)	(dB)	(dBuV)	(m)		(°)	(m)		(dB)	(dB)	(dB)
PK	13.4139G	53.02	88.20	-35.18	67.69	3	Vertical	169	2.77	-	40.36	9.40	64.43
RMS	13.40596G	39.82	68.20	-28.38	54.55	3	Vertical	169	2.77	-	40.32	9.39	64.44

6.525-6.875GHz_802.11be EHT80-BF_Nss1,(MCS0)_4TX

6705MHz_TX

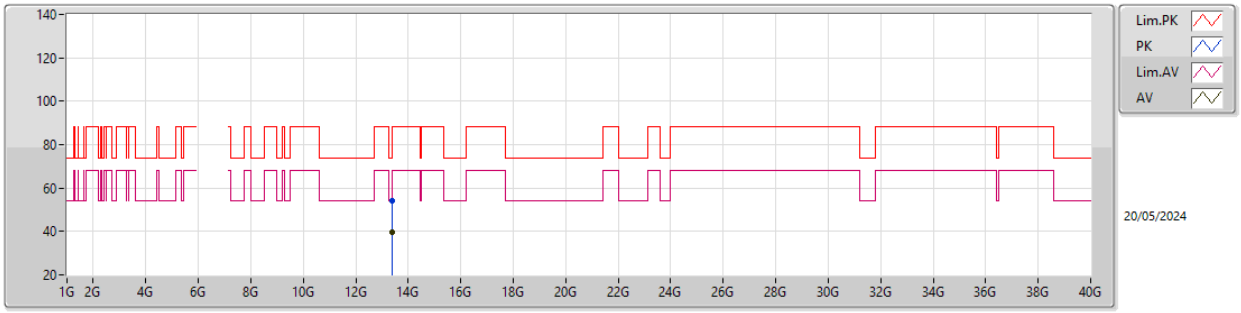

EUT X_4TX
Setting 28
02-C-A-4

Type	Freq	Level	Limit	Margin	Raw	Dist	Condition	Azimuth	Height	Comment	AF	CL	PA
	(Hz)	(dBuV/m)	(dBuV/m)	(dB)	(dBuV)	(m)		(°)	(m)		(dB)	(dB)	(dB)
PK	13.40588G	54.19	88.20	-34.01	68.92	3	Horizontal	213	1.10	-	40.32	9.39	64.44
RMS	13.4055G	39.65	68.20	-28.55	54.38	3	Horizontal	213	1.10	-	40.32	9.39	64.44

6.525-6.875GHz_802.11be EHT80-BF_Nss1,(MCS0)_4TX

6705MHz_TX

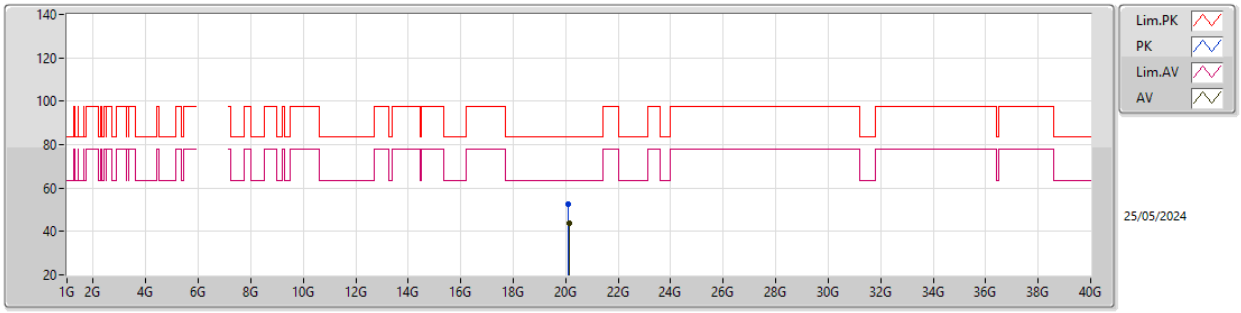

EUT X_4TX
Setting 28
03-H-Y-1

Type	Freq	Level	Limit	Margin	Raw	Dist	Condition	Azimuth	Height	Comment	AF	CL	PA
	(Hz)	(dBuV/m)	(dBuV/m)	(dB)	(dBuV)	(m)		(°)	(m)		(dB)	(dB)	(dB)
PK	20.11164G	52.59	83.54	-30.95	48.71	1	Vertical	281	1.59	-	37.83	15.29	49.24
AV	20.1174G	43.90	63.54	-19.64	40.05	1	Vertical	281	1.59	-	37.80	15.29	49.24

6.525-6.875GHz_802.11be EHT80-BF_Nss1,(MCS0)_4TX

6705MHz_TX

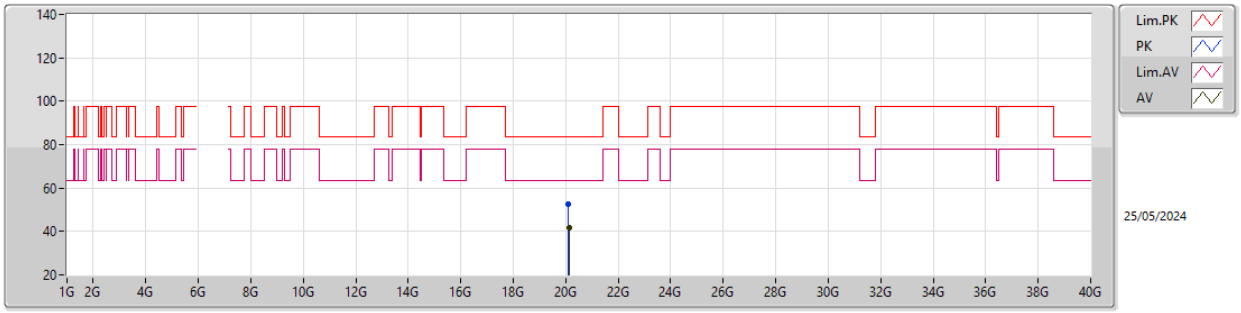

EUT X_4TX
Setting 28
03-H-Y-1

Type	Freq	Level	Limit	Margin	Raw	Dist	Condition	Azimuth	Height	Comment	AF	CL	PA
	(Hz)	(dBuV/m)	(dBuV/m)	(dB)	(dBuV)	(m)		(°)	(m)		(dB)	(dB)	(dB)
PK	20.11385G	52.72	83.54	-30.82	48.85	1	Horizontal	37	1.42	-	37.82	15.29	49.24
AV	20.11778G	41.89	63.54	-21.65	38.05	1	Horizontal	37	1.42	-	37.79	15.29	49.24

6.525-6.875GHz_802.11be EHT80-BF_Nss1,(MCS0)_4TX

6785MHz_TX

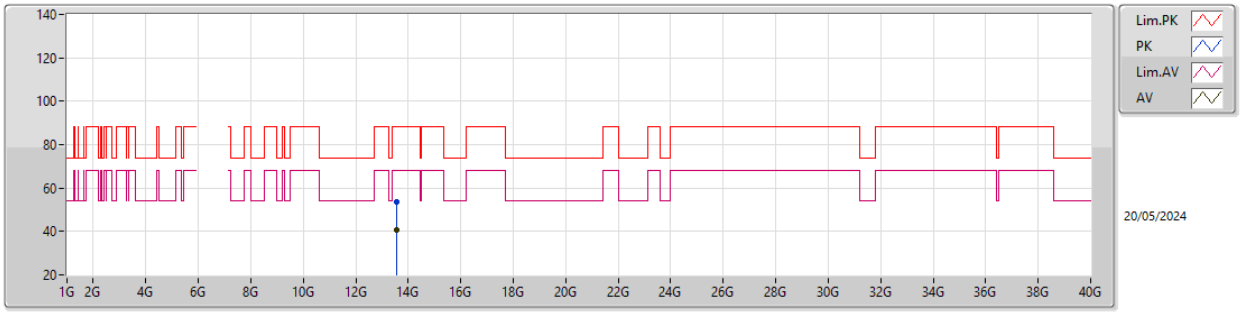

EUT X_4TX
Setting 28
02-C-A-4

Type	Freq	Level	Limit	Margin	Raw	Dist	Condition	Azimuth	Height	Comment	AF	CL	PA
	(Hz)	(dBuV/m)	(dBuV/m)	(dB)	(dBuV)	(m)		(°)	(m)		(dB)	(dB)	(dB)
PK	13.56628G	53.67	88.20	-34.53	67.89	3	Vertical	43	1.39	-	40.60	9.47	64.29
RMS	13.57188G	40.50	68.20	-27.70	54.72	3	Vertical	43	1.39	-	40.60	9.47	64.29

6.525-6.875GHz_802.11be EHT80-BF_Nss1,(MCS0)_4TX

6785MHz_TX

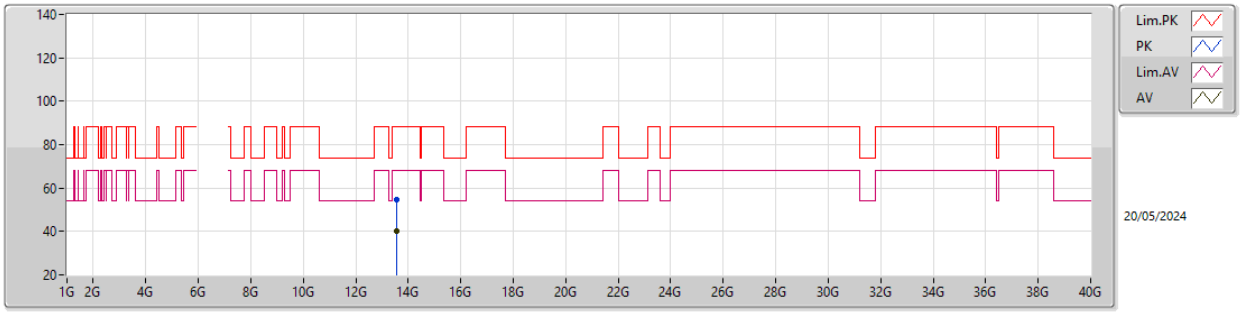

EUT X_4TX
Setting 28
02-C-A-4

Type	Freq	Level	Limit	Margin	Raw	Dist	Condition	Azimuth	Height	Comment	AF	CL	PA
	(Hz)	(dBuV/m)	(dBuV/m)	(dB)	(dBuV)	(m)		(°)	(m)		(dB)	(dB)	(dB)
PK	13.57341G	54.63	88.20	-33.57	68.85	3	Horizontal	219	2.45	-	40.60	9.47	64.29
RMS	13.57175G	40.37	68.20	-27.83	54.59	3	Horizontal	219	2.45	-	40.60	9.47	64.29

6.525-6.875GHz_802.11be EHT80-BF_Nss1,(MCS0)_4TX

6785MHz_TX

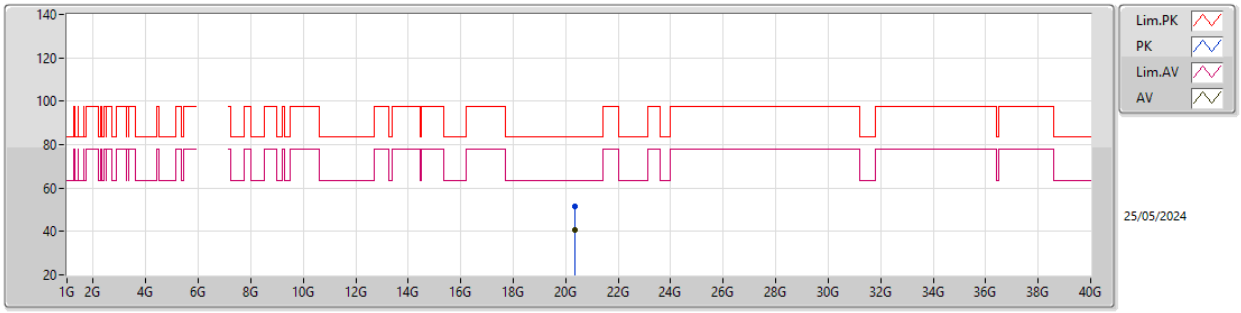

EUT X_4TX
Setting 28
03-H-Y-1

Type	Freq	Level	Limit	Margin	Raw	Dist	Condition	Azimuth	Height	Comment	AF	CL	PA
	(Hz)	(dBuV/m)	(dBuV/m)	(dB)	(dBuV)	(m)		(°)	(m)		(dB)	(dB)	(dB)
PK	20.35041G	51.68	83.54	-31.86	47.28	1	Vertical	56	1.45	-	38.10	15.48	49.18
AV	20.35404G	40.79	63.54	-22.75	36.40	1	Vertical	56	1.45	-	38.09	15.48	49.18

6.525-6.875GHz_802.11be EHT80-BF_Nss1,(MCS0)_4TX

6785MHz_TX

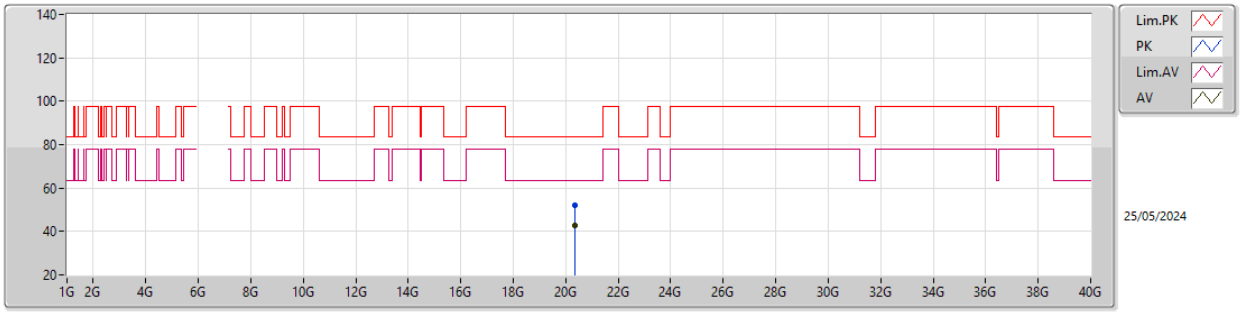

EUT X_4TX
Setting 28
03-H-Y-1

Type	Freq	Level	Limit	Margin	Raw	Dist	Condition	Azimuth	Height	Comment	AF	CL	PA
	(Hz)	(dBuV/m)	(dBuV/m)	(dB)	(dBuV)	(m)		(°)	(m)		(dB)	(dB)	(dB)
PK	20.3513G	51.83	83.54	-31.71	47.43	1	Horizontal	219	2.63	-	38.10	15.48	49.18
AV	20.35385G	42.66	63.54	-20.88	38.27	1	Horizontal	219	2.63	-	38.09	15.48	49.18

5.925-6.425GHz_802.11be EHT160-BF_Nss1,(MCS0)_4TX

6025MHz_TX

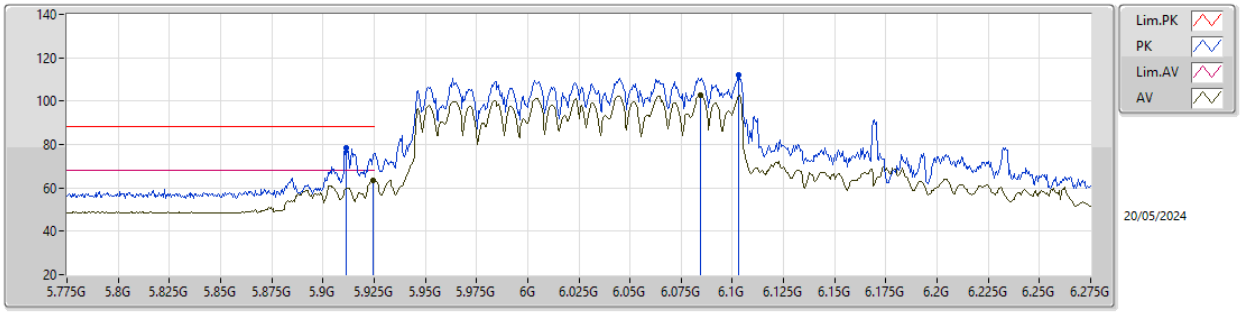

EUT X_4TX
Setting 25
02-C-A-4-10

Type	Freq	Level	Limit	Margin	Raw	Dist	Condition	Azimuth	Height	Comment	AF	CL	PA
	(Hz)	(dBuV/m)	(dBuV/m)	(dB)	(dBuV)	(m)		(°)	(m)		(dB)	(dB)	(dB)
PK	5.9115G	78.24	88.20	-9.96	69.44	3	Vertical	357	1.68	-	34.20	5.75	31.15
RMS	5.9245G	63.64	68.20	-4.56	54.83	3	Vertical	357	1.68	-	34.20	5.77	31.16
PK	6.103G	111.99	Inf	-Inf	102.83	3	Vertical	357	1.68	-	34.51	5.88	31.23
RMS	6.0845G	102.69	Inf	-Inf	93.60	3	Vertical	357	1.68	-	34.44	5.87	31.22

5.925-6.425GHz_802.11be EHT160-BF_Nss1,(MCS0)_4TX

6025MHz_TX

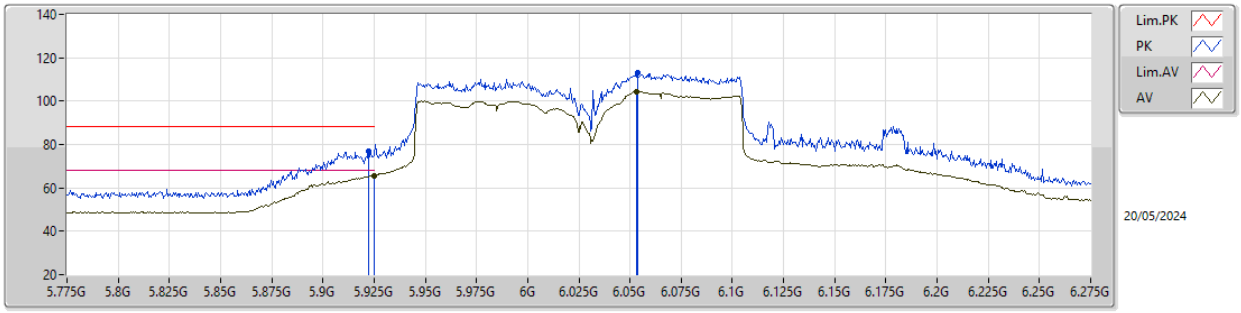

EUT X_4TX
Setting 25
02-C-A-4-10

Type	Freq	Level	Limit	Margin	Raw	Dist	Condition	Azimuth	Height	Comment	AF	CL	PA
	(Hz)	(dBuV/m)	(dBuV/m)	(dB)	(dBuV)	(m)		(°)	(m)		(dB)	(dB)	(dB)
PK	5.9225G	77.14	88.20	-11.06	68.33	3	Horizontal	355	1.80	-	34.20	5.76	31.15
RMS	5.925G	65.62	68.20	-2.58	56.81	3	Horizontal	355	1.80	-	34.20	5.77	31.16
PK	6.0535G	113.01	Inf	-Inf	104.05	3	Horizontal	355	1.80	-	34.31	5.86	31.21
RMS	6.053G	104.54	Inf	-Inf	95.58	3	Horizontal	355	1.80	-	34.31	5.86	31.21

5.925-6.425GHz_802.11be EHT160-BF_Nss1,(MCS0)_4TX

6025MHz_TX

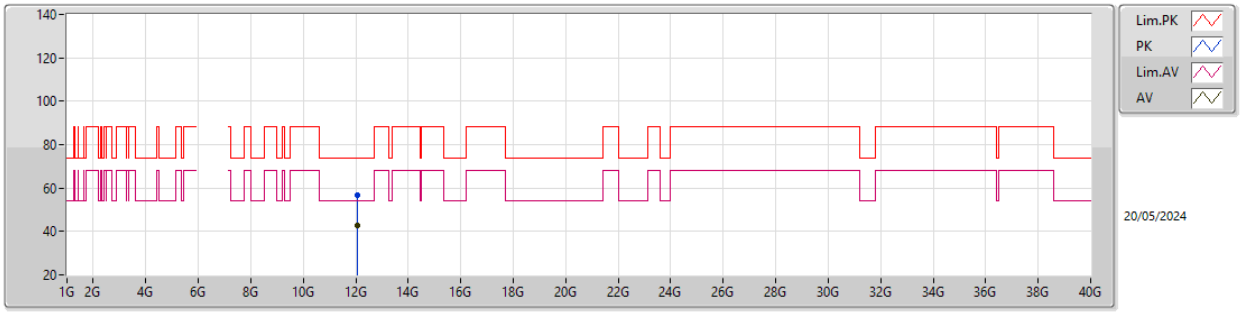

EUT X_4TX
Setting 25
02-C-A-4

Type	Freq	Level	Limit	Margin	Raw	Dist	Condition	Azimuth	Height	Comment	AF	CL	PA
	(Hz)	(dBuV/m)	(dBuV/m)	(dB)	(dBuV)	(m)		(°)	(m)		(dB)	(dB)	(dB)
PK	12.04934G	56.74	74.00	-17.26	40.16	3	Vertical	356	1.80	-	39.10	8.76	31.28
AV	12.05498G	42.74	54.00	-11.26	26.16	3	Vertical	356	1.80	-	39.09	8.77	31.28

5.925-6.425GHz_802.11be EHT160-BF_Nss1,(MCS0)_4TX

6025MHz_TX

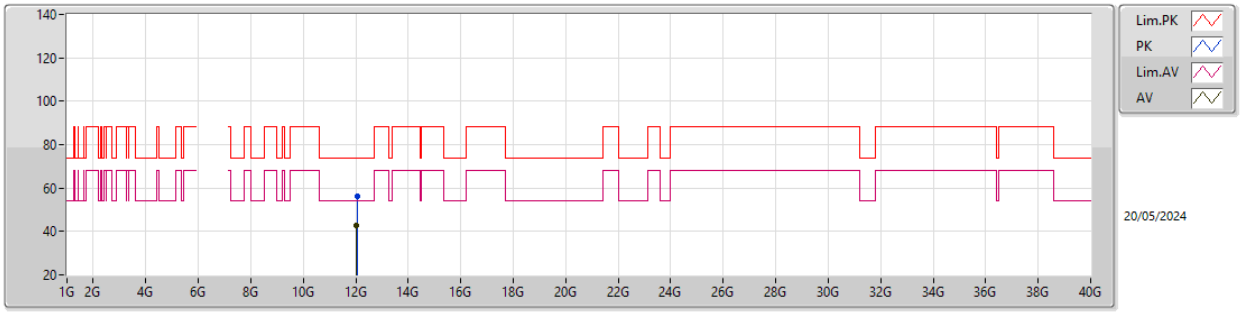

EUT X_4TX
Setting 25
02-C-A-4

Type	Freq	Level	Limit	Margin	Raw	Dist	Condition	Azimuth	Height	Comment	AF	CL	PA
	(Hz)	(dBuV/m)	(dBuV/m)	(dB)	(dBuV)	(m)		(°)	(m)		(dB)	(dB)	(dB)
PK	12.05574G	56.11	74.00	-17.89	39.53	3	Horizontal	221	1.80	-	39.09	8.77	31.28
AV	12.042G	42.67	54.00	-11.33	26.06	3	Horizontal	221	1.80	-	39.13	8.76	31.28

5.925-6.425GHz_802.11be EHT160-BF_Nss1,(MCS0)_4TX

6025MHz_TX

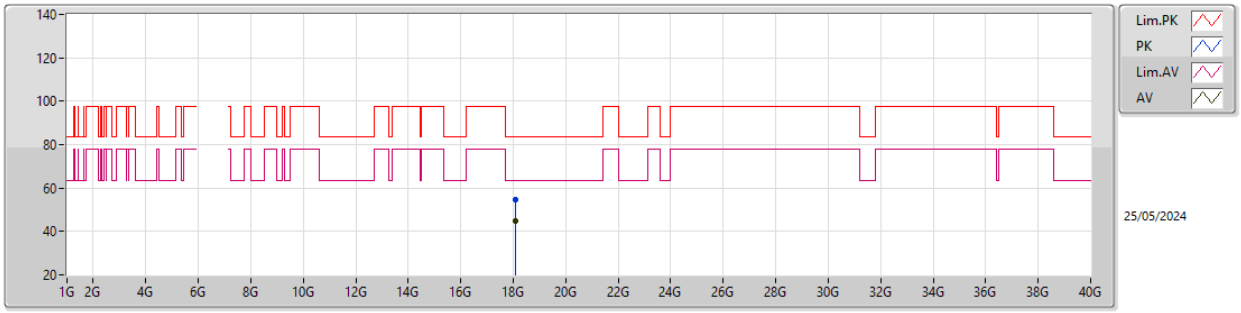

EUT X_4TX
Setting 25
03-H-Y-1

Type	Freq	Level	Limit	Margin	Raw	Dist	Condition	Azimuth	Height	Comment	AF	CL	PA
	(Hz)	(dBuV/m)	(dBuV/m)	(dB)	(dBuV)	(m)		(°)	(m)		(dB)	(dB)	(dB)
PK	18.07388G	54.55	83.54	-28.99	51.23	1	Vertical	299	1.49	-	37.50	15.30	49.48
AV	18.07226G	44.69	63.54	-18.85	41.37	1	Vertical	299	1.49	-	37.49	15.30	49.47

5.925-6.425GHz_802.11be EHT160-BF_Nss1,(MCS0)_4TX

6025MHz_TX

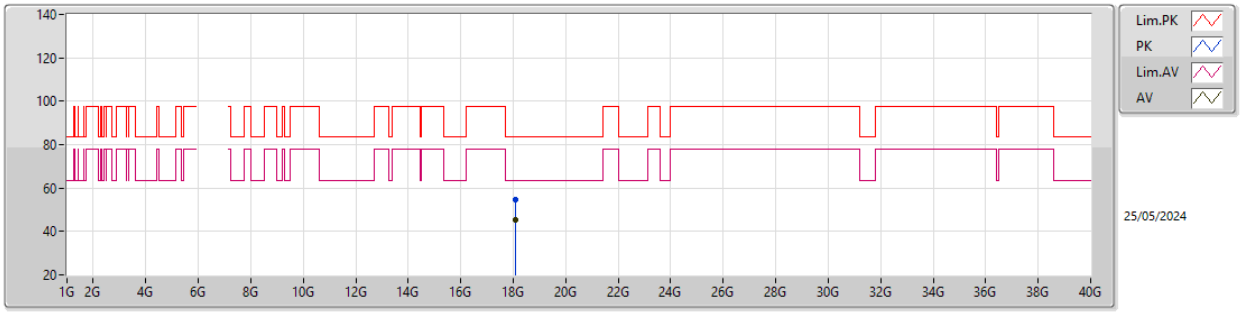

EUT X_4TX
Setting 25
03-H-Y-1

Type	Freq	Level	Limit	Margin	Raw	Dist	Condition	Azimuth	Height	Comment	AF	CL	PA
	(Hz)	(dBuV/m)	(dBuV/m)	(dB)	(dBuV)	(m)		(°)	(m)		(dB)	(dB)	(dB)
PK	18.0746G	54.75	83.54	-28.79	51.43	1	Horizontal	264	1.47	-	37.50	15.30	49.48
AV	18.07936G	45.12	63.54	-18.42	41.78	1	Horizontal	264	1.47	-	37.52	15.30	49.48

5.925-6.425GHz_802.11be EHT160-BF_Nss1,(MCS0)_4TX

6185MHz_TX

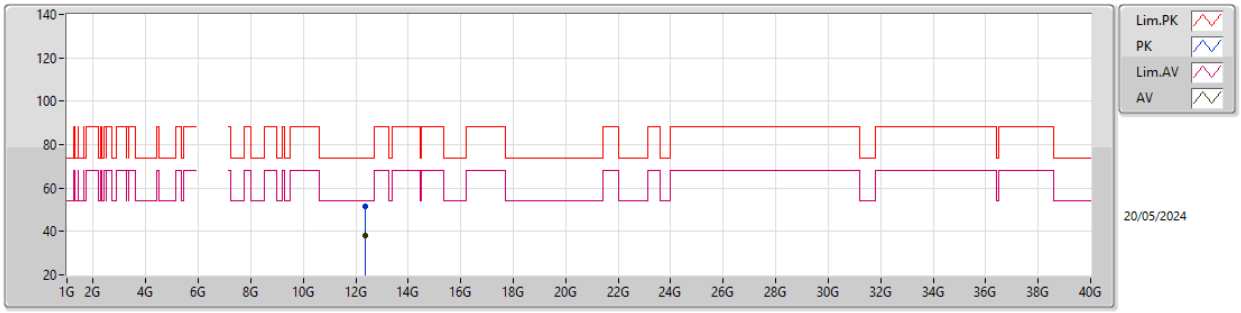

EUT X_4TX
Setting 28
02-C-A-4

Type	Freq	Level	Limit	Margin	Raw	Dist	Condition	Azimuth	Height	Comment	AF	CL	PA
	(Hz)	(dBuV/m)	(dBuV/m)	(dB)	(dBuV)	(m)		(°)	(m)		(dB)	(dB)	(dB)
PK	12.37382G	51.45	74.00	-22.55	69.14	3	Vertical	184	2.11	-	38.80	8.91	65.40
AV	12.37262G	38.05	54.00	-15.95	55.74	3	Vertical	184	2.11	-	38.80	8.91	65.40

5.925-6.425GHz_802.11be EHT160-BF_Nss1,(MCS0)_4TX

6185MHz_TX

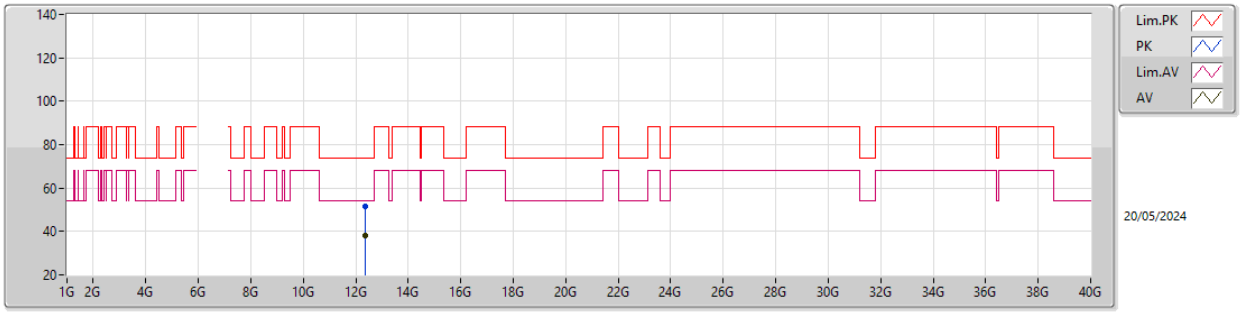

EUT X_4TX
Setting 28
02-C-A-4

Type	Freq	Level	Limit	Margin	Raw	Dist	Condition	Azimuth	Height	Comment	AF	CL	PA
	(Hz)	(dBuV/m)	(dBuV/m)	(dB)	(dBuV)	(m)		(°)	(m)		(dB)	(dB)	(dB)
PK	12.37257G	51.53	74.00	-22.47	69.22	3	Horizontal	220	1.77	-	38.80	8.91	65.40
AV	12.3744G	38.07	54.00	-15.93	55.76	3	Horizontal	220	1.77	-	38.80	8.91	65.40

5.925-6.425GHz_802.11be EHT160-BF_Nss1,(MCS0)_4TX

6185MHz_TX

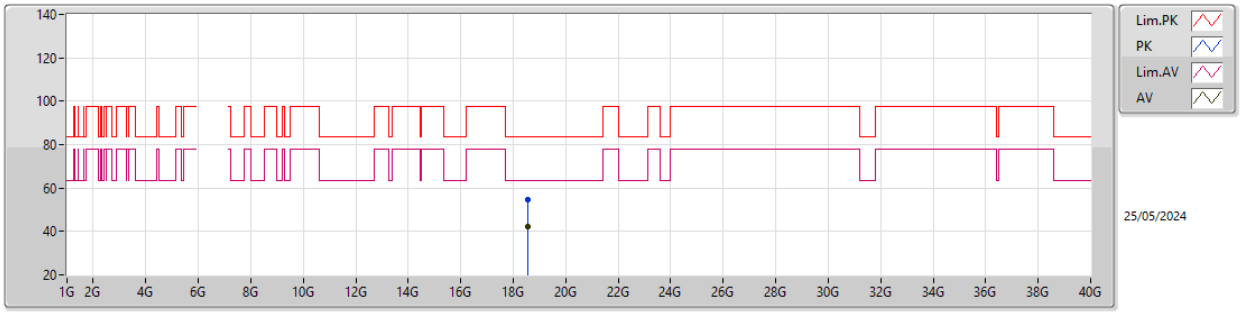

EUT X_4TX
Setting 28
03-H-Y-1

Type	Freq	Level	Limit	Margin	Raw	Dist	Condition	Azimuth	Height	Comment	AF	CL	PA
	(Hz)	(dBuV/m)	(dBuV/m)	(dB)	(dBuV)	(m)		(°)	(m)		(dB)	(dB)	(dB)
PK	18.55163G	54.88	83.54	-28.66	51.55	1	Vertical	30	1.97	-	37.70	15.27	49.64
AV	18.55986G	42.22	63.54	-21.32	38.89	1	Vertical	30	1.97	-	37.70	15.27	49.64

5.925-6.425GHz_802.11be EHT160-BF_Nss1,(MCS0)_4TX

6185MHz_TX

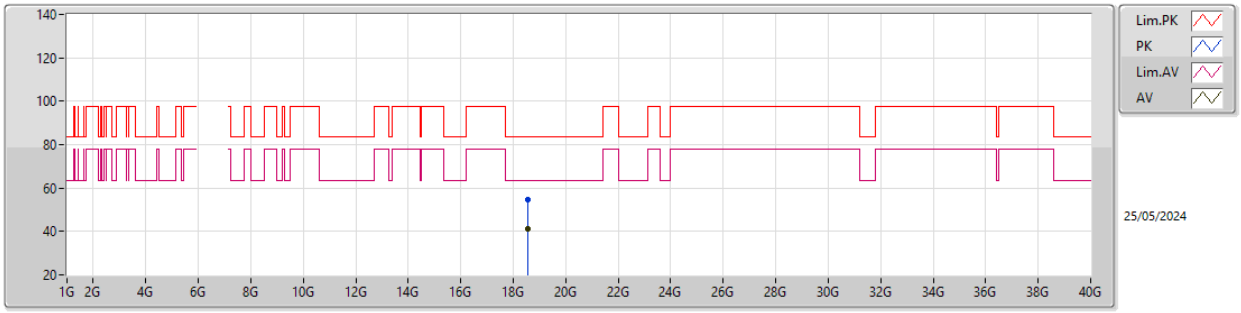

EUT X_4TX
Setting 28
03-H-Y-1

Type	Freq	Level	Limit	Margin	Raw	Dist	Condition	Azimuth	Height	Comment	AF	CL	PA
	(Hz)	(dBuV/m)	(dBuV/m)	(dB)	(dBuV)	(m)		(°)	(m)		(dB)	(dB)	(dB)
PK	18.55329G	54.51	83.54	-29.03	51.18	1	Horizontal	232	2.09	-	37.70	15.27	49.64
AV	18.55428G	41.18	63.54	-22.36	37.85	1	Horizontal	232	2.09	-	37.70	15.27	49.64

5.925-6.425GHz_802.11be EHT160-BF_Nss1,(MCS0)_4TX

6345MHz_TX

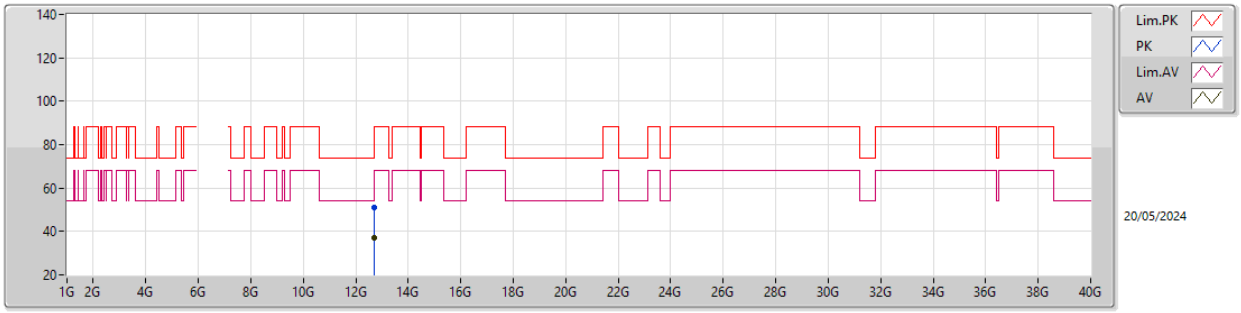

EUT X_4TX
Setting 28
02-C-A-4

Type	Freq	Level	Limit	Margin	Raw	Dist	Condition	Azimuth	Height	Comment	AF	CL	PA
	(Hz)	(dBuV/m)	(dBuV/m)	(dB)	(dBuV)	(m)		(°)	(m)		(dB)	(dB)	(dB)
PK	12.68506G	50.93	74.00	-23.07	68.44	3	Vertical	207	1.82	-	38.70	9.06	65.27
AV	12.69451G	37.25	54.00	-16.75	54.76	3	Vertical	207	1.82	-	38.70	9.06	65.27

5.925-6.425GHz_802.11be EHT160-BF_Nss1,(MCS0)_4TX

6345MHz_TX

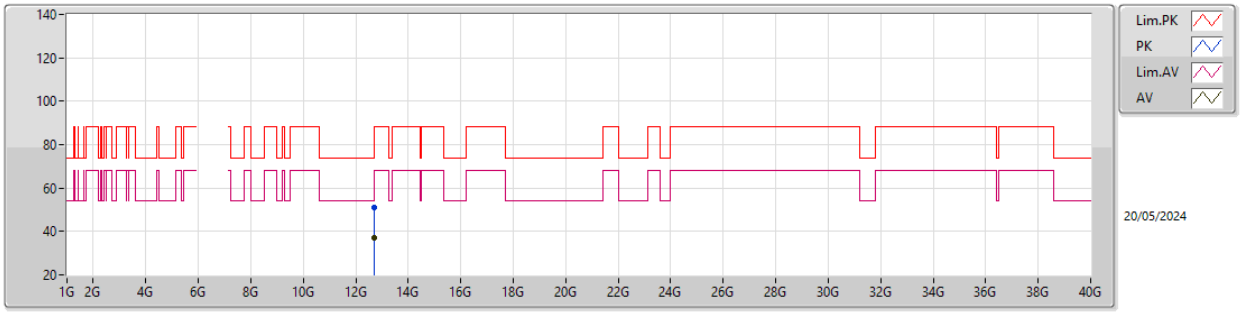

EUT X_4TX
Setting 28
02-C-A-4

Type	Freq	Level	Limit	Margin	Raw	Dist	Condition	Azimuth	Height	Comment	AF	CL	PA
	(Hz)	(dBuV/m)	(dBuV/m)	(dB)	(dBuV)	(m)		(°)	(m)		(dB)	(dB)	(dB)
PK	12.69256G	51.25	74.00	-22.75	68.76	3	Horizontal	341	1.53	-	38.70	9.06	65.27
AV	12.695G	37.16	54.00	-16.84	54.67	3	Horizontal	341	1.53	-	38.70	9.06	65.27

5.925-6.425GHz_802.11be EHT160-BF_Nss1,(MCS0)_4TX

6345MHz_TX

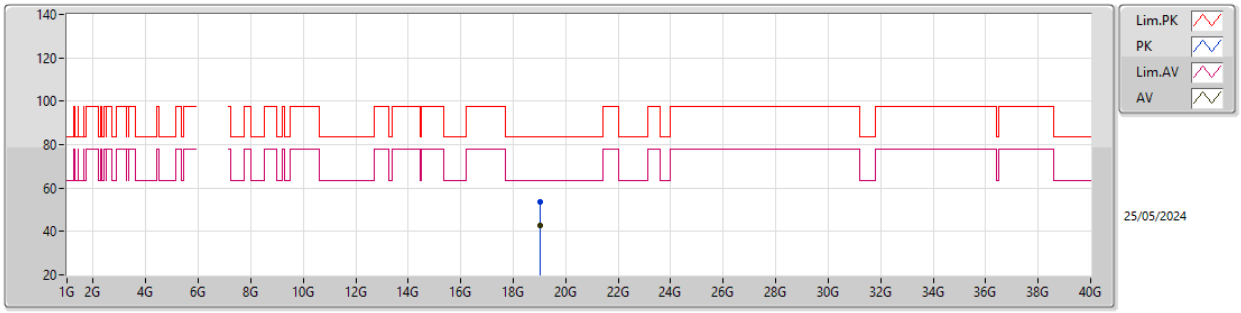

EUT X_4TX
Setting 28
03-H-Y-1

Type	Freq	Level	Limit	Margin	Raw	Dist	Condition	Azimuth	Height	Comment	AF	CL	PA
	(Hz)	(dBuV/m)	(dBuV/m)	(dB)	(dBuV)	(m)		(°)	(m)		(dB)	(dB)	(dB)
PK	19.03834G	53.50	83.54	-30.04	49.72	1	Vertical	240	1.53	-	37.90	15.25	49.37
AV	19.0397G	42.52	63.54	-21.02	38.74	1	Vertical	240	1.53	-	37.90	15.25	49.37

5.925-6.425GHz_802.11be EHT160-BF_Nss1,(MCS0)_4TX

6345MHz_TX

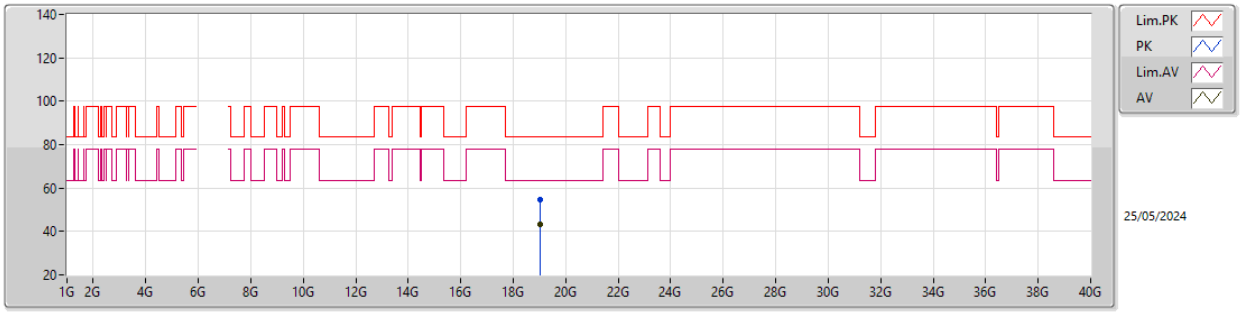

EUT X_4TX
Setting 28
03-H-Y-1

Type	Freq	Level	Limit	Margin	Raw	Dist	Condition	Azimuth	Height	Comment	AF	CL	PA
	(Hz)	(dBuV/m)	(dBuV/m)	(dB)	(dBuV)	(m)		(°)	(m)		(dB)	(dB)	(dB)
PK	19.03639G	54.44	83.54	-29.10	50.65	1	Horizontal	162	1.79	-	37.90	15.25	49.36
AV	19.03668G	43.52	63.54	-20.02	39.73	1	Horizontal	162	1.79	-	37.90	15.25	49.36

6.525-6.875GHz_802.11be EHT160-BF_Nss1,(MCS0)_4TX

6665MHz_TX

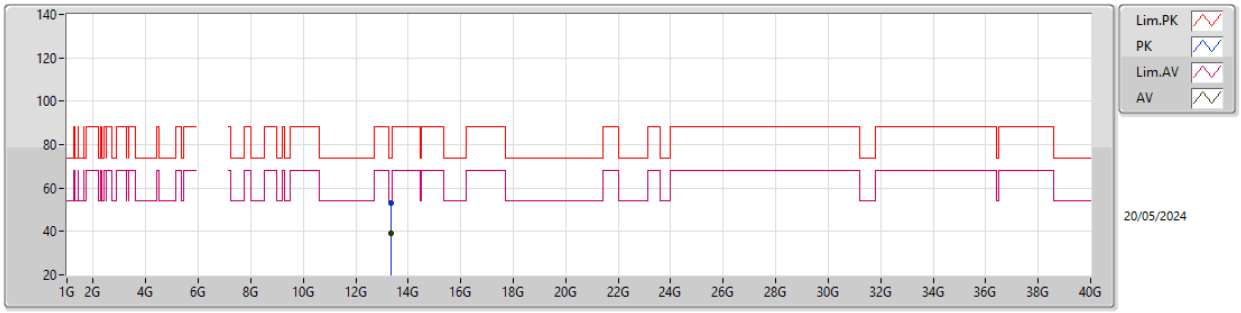

EUT X_4TX
Setting 28
02-C-A-4

Type	Freq	Level	Limit	Margin	Raw	Dist	Condition	Azimuth	Height	Comment	AF	CL	PA
	(Hz)	(dBuV/m)	(dBuV/m)	(dB)	(dBuV)	(m)		(°)	(m)		(dB)	(dB)	(dB)
PK	13.33938G	53.03	74.00	-20.97	68.06	3	Vertical	3	2.12	-	40.18	9.36	64.57
AV	13.33608G	39.37	54.00	-14.63	54.42	3	Vertical	3	2.12	-	40.17	9.36	64.58

6.525-6.875GHz_802.11be EHT160-BF_Nss1,(MCS0)_4TX

6665MHz_TX

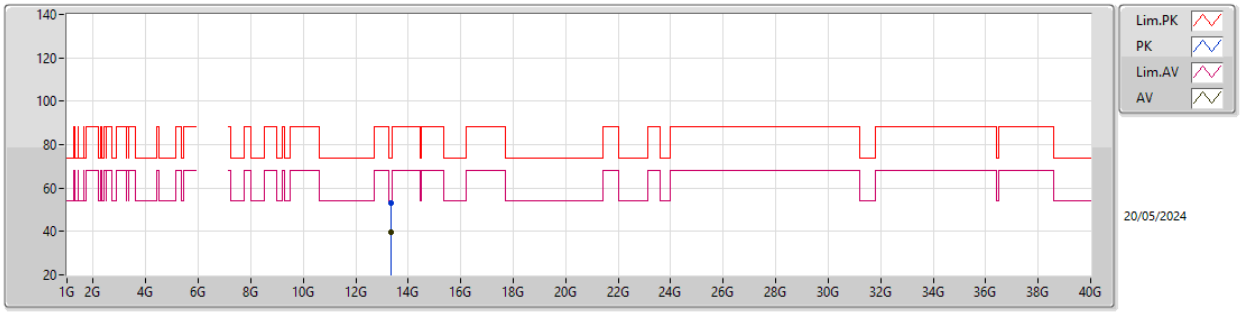

EUT X_4TX
Setting 28
02-C-A-4

Type	Freq	Level	Limit	Margin	Raw	Dist	Condition	Azimuth	Height	Comment	AF	CL	PA
	(Hz)	(dBuV/m)	(dBuV/m)	(dB)	(dBuV)	(m)		(°)	(m)		(dB)	(dB)	(dB)
PK	13.33916G	52.86	74.00	-21.14	67.89	3	Horizontal	360	1.80	-	40.18	9.36	64.57
AV	13.3362G	39.46	54.00	-14.54	54.51	3	Horizontal	360	1.80	-	40.17	9.36	64.58

6.525-6.875GHz_802.11be EHT160-BF_Nss1,(MCS0)_4TX

6665MHz_TX

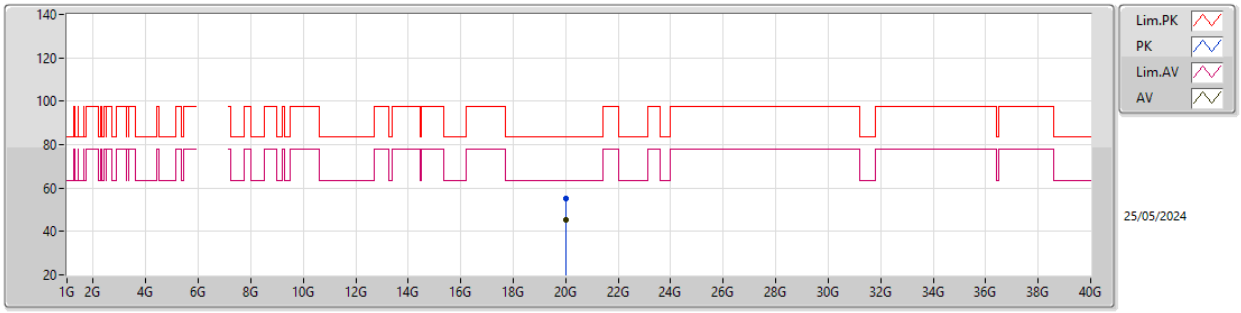

EUT X_4TX
Setting 28
03-H-Y-1

Type	Freq	Level	Limit	Margin	Raw	Dist	Condition	Azimuth	Height	Comment	AF	CL	PA
	(Hz)	(dBuV/m)	(dBuV/m)	(dB)	(dBuV)	(m)		(°)	(m)		(dB)	(dB)	(dB)
PK	19.99685G	55.19	83.54	-28.35	51.46	1	Vertical	246	2.89	-	37.80	15.20	49.27
AV	19.99002G	45.43	63.54	-18.11	41.71	1	Vertical	246	2.89	-	37.80	15.20	49.28

6.525-6.875GHz_802.11be EHT160-BF_Nss1,(MCS0)_4TX

6665MHz_TX

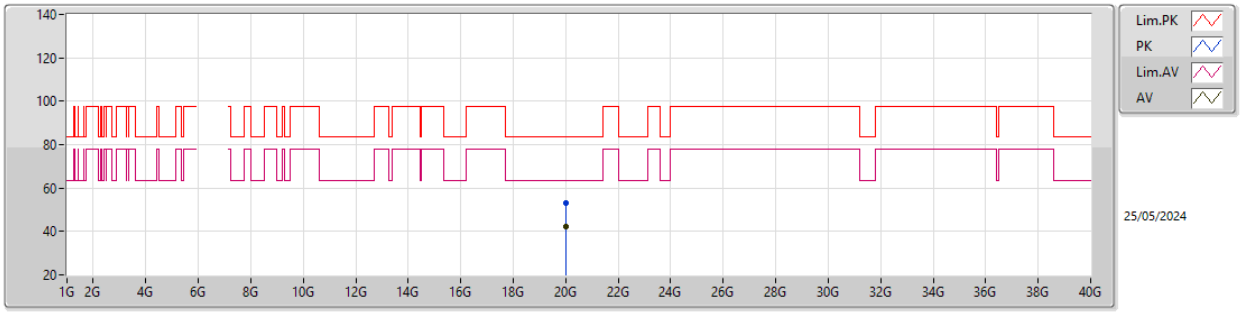

EUT X_4TX
Setting 28
03-H-Y-1

Type	Freq	Level	Limit	Margin	Raw	Dist	Condition	Azimuth	Height	Comment	AF	CL	PA
	(Hz)	(dBuV/m)	(dBuV/m)	(dB)	(dBuV)	(m)		(°)	(m)		(dB)	(dB)	(dB)
PK	19.99733G	53.31	83.54	-30.23	49.58	1	Horizontal	20	1.39	-	37.80	15.20	49.27
AV	19.99708G	42.40	63.54	-21.14	38.67	1	Horizontal	20	1.39	-	37.80	15.20	49.27

Test Mode: Mode 8
Summary

Mode	Result	Type	Freq (Hz)	Level (dBuV/m)	Limit (dBuV/m)	Margin (dB)	Dist (m)	Condition	Azimuth (°)	Height (m)	Comments
5.925-6.425GHz	-	-	-	-	-	-	-	-	-	-	-
802.11be EHT160_Nss1,(MCS0),RU996+RU484+RU242 CP 8_1TX	Pass	RMS	5.924G	67.88	68.20	-0.32	3	Horizontal	338	2.90	-

5.925-6.425GHz_802.11be EHT80_Nss1,(MCS0),RU484+RU242 CP 4_1TX

5985MHz_TX

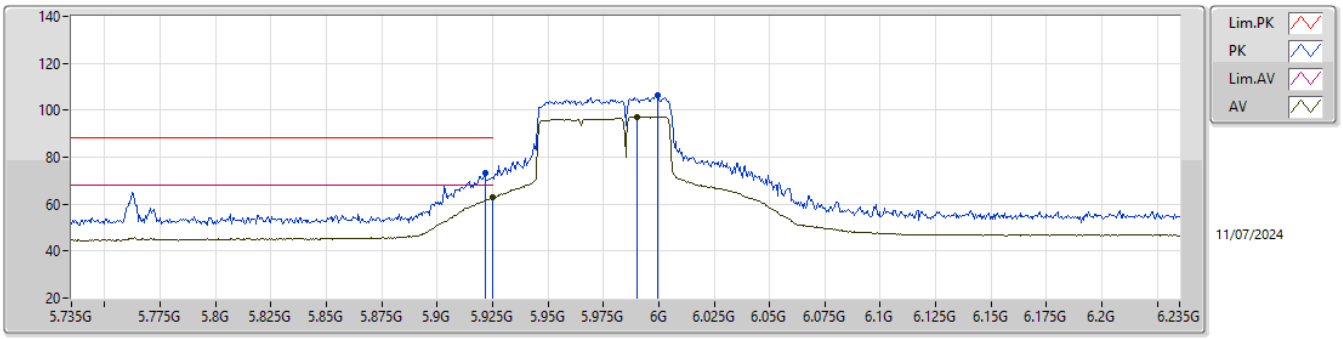

EUT Y_1TX
Setting 20
04-H-G-4-10

Type	Freq	Level	Limit	Margin	Raw	Dist	Condition	Azimuth	Height	Comment	AF	CL	PA
	(Hz)	(dBuV/m)	(dBuV/m)	(dB)	(dBuV)	(m)		(°)	(m)		(dB)	(dB)	(dB)
PK	5.9215G	73.35	88.20	-14.85	75.28	3	Vertical	32	2.55	-	34.83	6.31	43.07
RMS	5.925G	62.87	68.20	-5.33	64.78	3	Vertical	32	2.55	-	34.85	6.31	43.07
PK	5.9995G	106.21	Inf	-Inf	107.86	3	Vertical	32	2.55	-	35.00	6.38	43.03
RMS	5.99G	97.08	Inf	-Inf	98.75	3	Vertical	32	2.55	-	35.00	6.37	43.04

5.925-6.425GHz_802.11be EHT80_Nss1,(MCS0),RU484+RU242 CP 4_1TX

5985MHz_TX

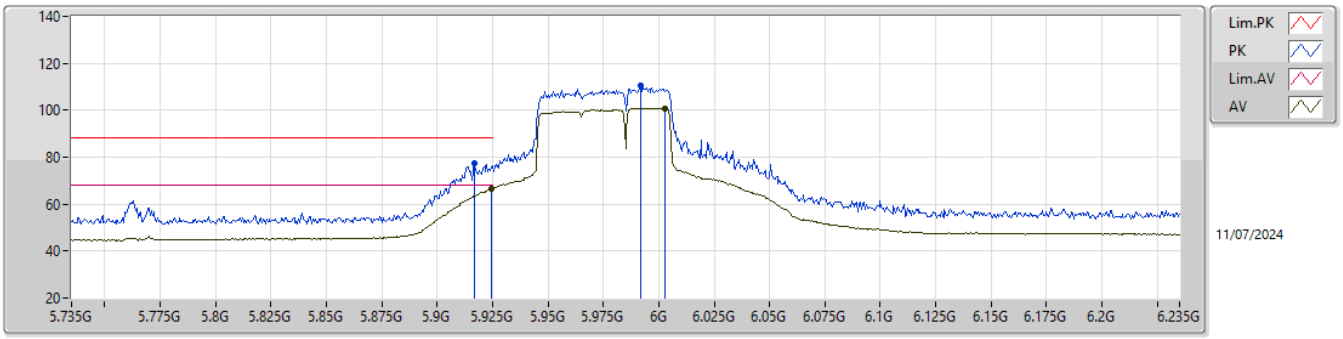

EUT Y_1TX
Setting 20
04-H-G-4-10

Type	Freq	Level	Limit	Margin	Raw	Dist	Condition	Azimuth	Height	Comment	AF	CL	PA
	(Hz)	(dBuV/m)	(dBuV/m)	(dB)	(dBuV)	(m)		(°)	(m)		(dB)	(dB)	(dB)
PK	5.917G	77.16	88.20	-11.04	79.13	3	Horizontal	354	2.84	-	34.80	6.31	43.08
RMS	5.9245G	66.77	68.20	-1.43	68.68	3	Horizontal	354	2.84	-	34.85	6.31	43.07
PK	5.992G	110.27	Inf	-Inf	111.93	3	Horizontal	354	2.84	-	35.00	6.37	43.03
RMS	6.003G	100.84	Inf	-Inf	102.49	3	Horizontal	354	2.84	-	35.00	6.38	43.03

5.925-6.425GHz_802.11be EHT80_Nss1,(MCS0),RU484+RU242 CP 4_1TX

5985MHz_TX

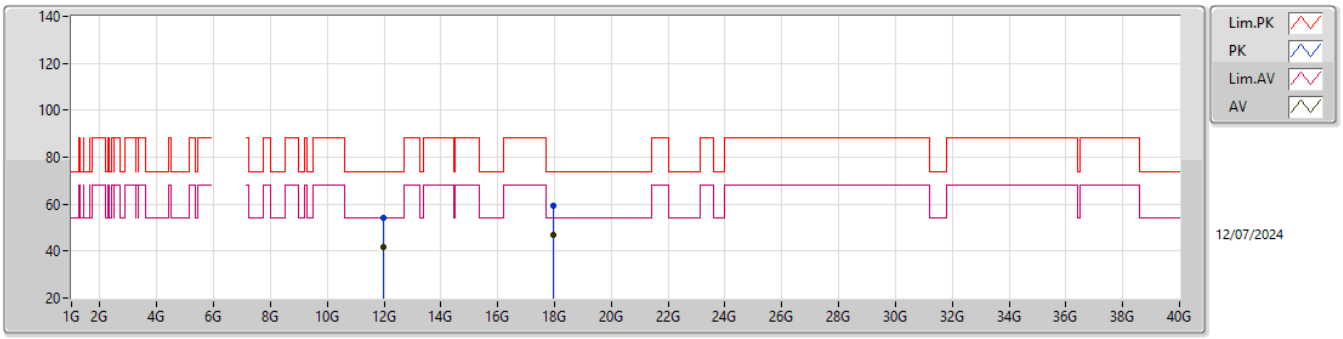

EUT Y_1TX
Setting 20
04-H-Y-1

Type	Freq	Level	Limit	Margin	Raw	Dist	Condition	Azimuth	Height	Comment	AF	CL	PA
	(Hz)	(dBuV/m)	(dBuV/m)	(dB)	(dBuV)	(m)		(°)	(m)		(dB)	(dB)	(dB)
PK	11.97153G	54.13	74.00	-19.87	48.72	3	Vertical	229	1.00	-	38.60	9.72	42.91
AV	11.97735G	41.84	54.00	-12.16	36.42	3	Vertical	229	1.00	-	38.60	9.72	42.90
PK	17.95173G	59.32	74.00	-14.68	46.19	3	Vertical	350	2.88	-	41.60	13.02	41.49
AV	17.95695G	46.87	54.00	-7.13	33.72	3	Vertical	350	2.88	-	41.60	13.03	41.48

5.925-6.425GHz_802.11be EHT80_Nss1,(MCS0),RU484+RU242 CP 4_1TX

5985MHz_TX

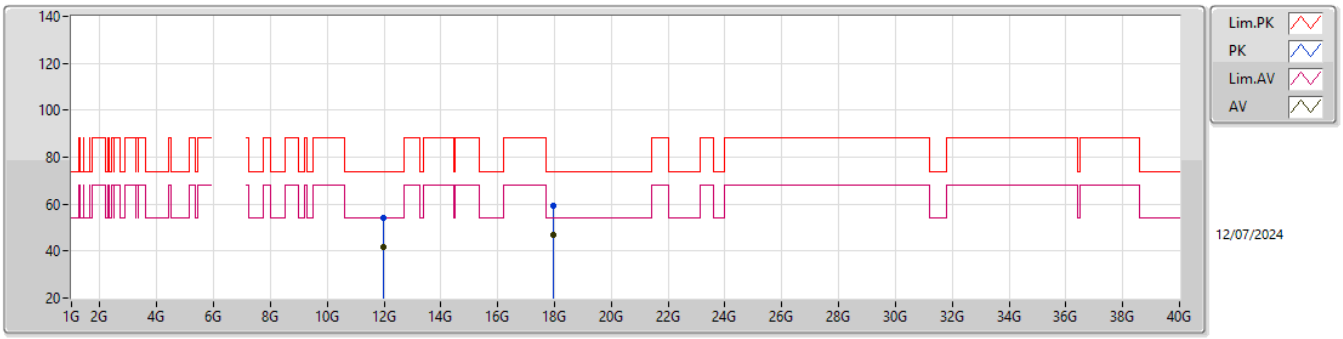

EUT Y_1TX
Setting 20
04-H-Y-1

Type	Freq	Level	Limit	Margin	Raw	Dist	Condition	Azimuth	Height	Comment	AF	CL	PA
	(Hz)	(dBuV/m)	(dBuV/m)	(dB)	(dBuV)	(m)		(°)	(m)		(dB)	(dB)	(dB)
PK	11.97798G	54.16	74.00	-19.84	48.74	3	Horizontal	144	1.94	-	38.60	9.72	42.90
AV	11.98074G	41.81	54.00	-12.19	36.39	3	Horizontal	144	1.94	-	38.60	9.72	42.90
PK	17.94828G	59.08	74.00	-14.92	45.96	3	Horizontal	56	2.85	-	41.60	13.02	41.50
AV	17.96946G	46.86	54.00	-7.14	33.68	3	Horizontal	56	2.85	-	41.60	13.04	41.46

5.925-6.425GHz_802.11be EHT80_Nss1,(MCS0),RU484+RU242 CP 4_1TX

5985MHz_TX

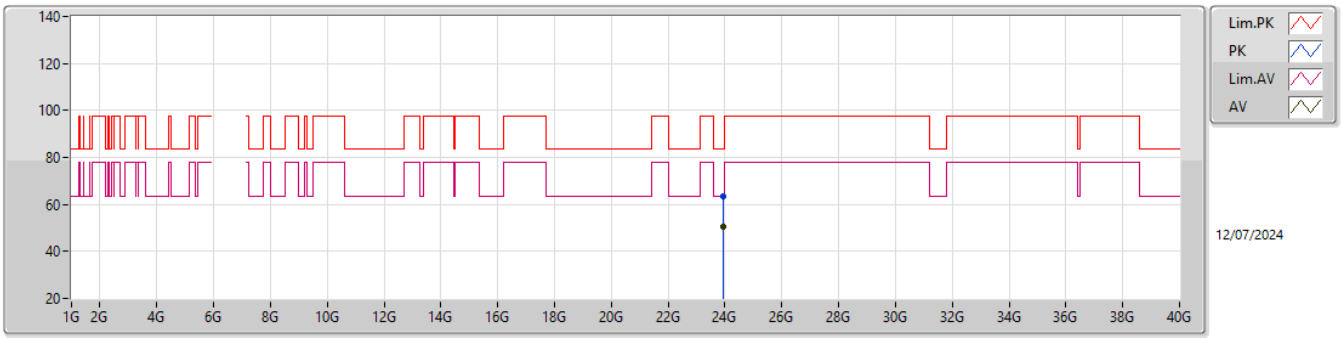

EUT Y_1TX
Setting 20
04-H-Y-1

Type	Freq	Level	Limit	Margin	Raw	Dist	Condition	Azimuth	Height	Comment	AF	CL	PA
	(Hz)	(dBuV/m)	(dBuV/m)	(dB)	(dBuV)	(m)		(°)	(m)		(dB)	(dB)	(dB)
PK	23.94438G	63.32	83.54	-20.22	54.17	1	Vertical	149	2.92	-	38.89	17.38	47.12
AV	23.94516G	50.73	63.54	-12.81	41.58	1	Vertical	149	2.92	-	38.89	17.38	47.12

5.925-6.425GHz_802.11be EHT80_Nss1,(MCS0),RU484+RU242 CP 4_1TX

5985MHz_TX

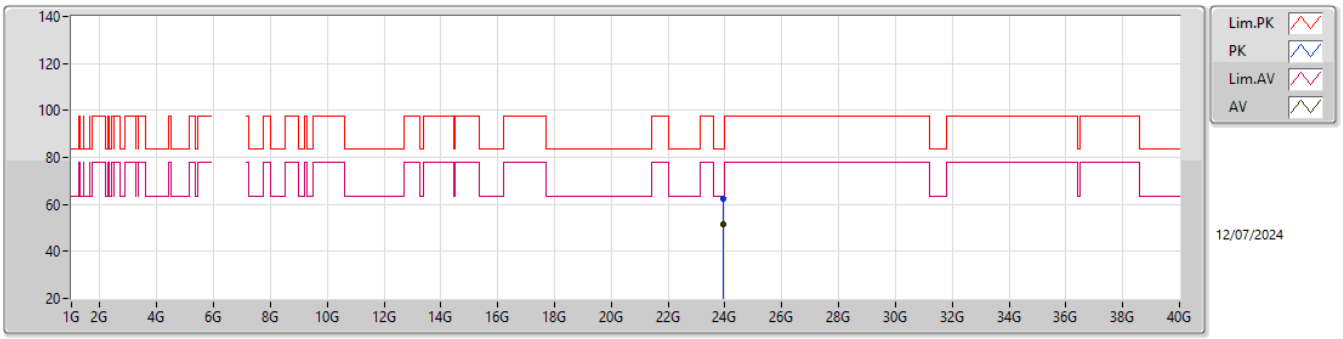

EUT Y_1TX
Setting 20
04-H-Y-1

Type	Freq	Level	Limit	Margin	Raw	Dist	Condition	Azimuth	Height	Comment	AF	CL	PA
	(Hz)	(dBuV/m)	(dBuV/m)	(dB)	(dBuV)	(m)		(°)	(m)		(dB)	(dB)	(dB)
PK	23.93991G	62.39	83.54	-21.15	53.25	1	Horizontal	223	1.70	-	38.88	17.38	47.12
AV	23.94384G	51.68	63.54	-11.86	42.53	1	Horizontal	223	1.70	-	38.89	17.38	47.12

5.925-6.425GHz_802.11be EHT160_Nss1,(MCS0),RU996+RU484+RU242 CP 8_1TX

6025MHz_TX

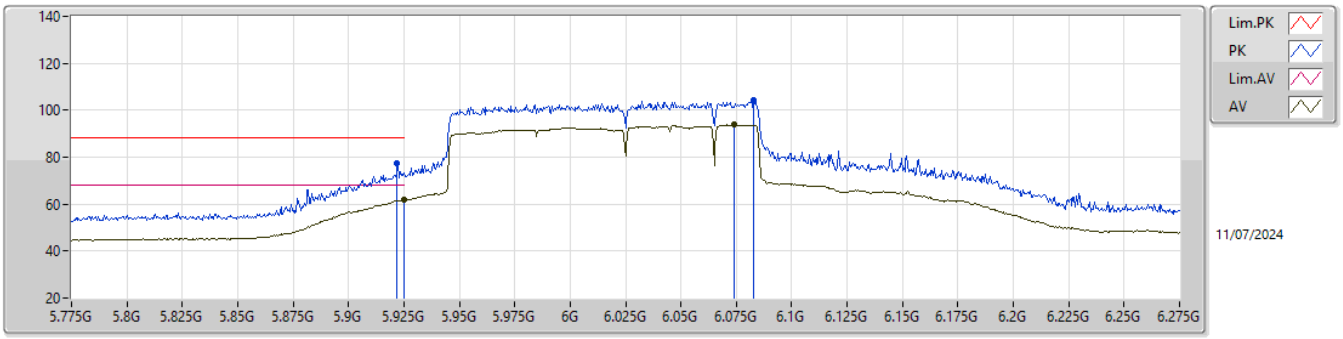

EUT Y_1TX
Setting 20.5
04-H-G-4-10

Type	Freq	Level	Limit	Margin	Raw	Dist	Condition	Azimuth	Height	Comment	AF	CL	PA
	(Hz)	(dBuV/m)	(dBuV/m)	(dB)	(dBuV)	(m)		(°)	(m)		(dB)	(dB)	(dB)
PK	5.922G	77.58	88.20	-10.62	79.51	3	Vertical	2	1.03	-	34.83	6.31	43.07
RMS	5.925G	61.68	68.20	-6.52	63.59	3	Vertical	2	1.03	-	34.85	6.31	43.07
PK	6.083G	104.45	Inf	-Inf	105.90	3	Vertical	2	1.03	-	35.07	6.48	43.00
RMS	6.074G	93.77	Inf	-Inf	95.25	3	Vertical	2	1.03	-	35.05	6.47	43.00

5.925-6.425GHz_802.11be EHT160_Nss1,(MCS0),RU996+RU484+RU242 CP 8_1TX

6025MHz_TX

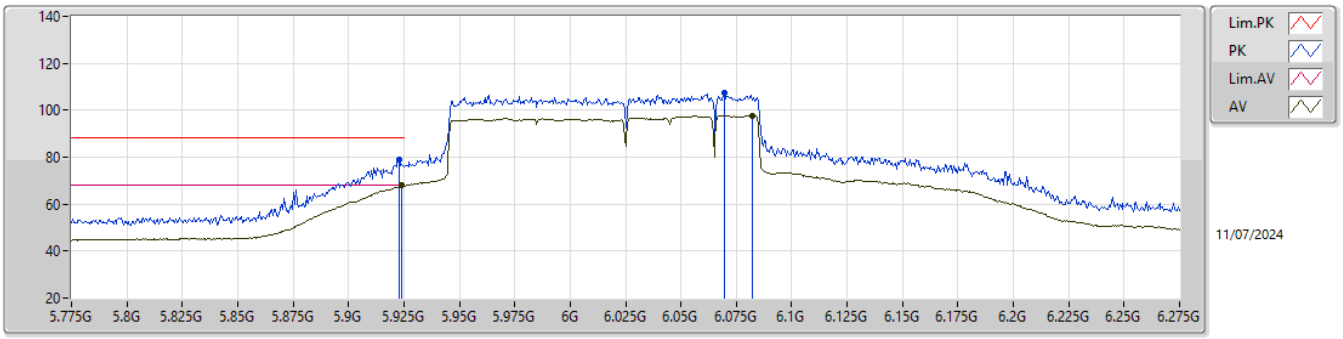

EUT Y_1TX
Setting 20.5
04-H-G-4-10

Type	Freq	Level	Limit	Margin	Raw	Dist	Condition	Azimuth	Height	Comment	AF	CL	PA
	(Hz)	(dBuV/m)	(dBuV/m)	(dB)	(dBuV)	(m)		(°)	(m)		(dB)	(dB)	(dB)
PK	5.923G	78.84	88.20	-9.36	80.76	3	Horizontal	338	2.90	-	34.84	6.31	43.07
RMS	5.924G	67.88	68.20	-0.32	69.80	3	Horizontal	338	2.90	-	34.84	6.31	43.07
PK	6.0695G	107.30	Inf	-Inf	108.81	3	Horizontal	338	2.90	-	35.04	6.46	43.01
RMS	6.0825G	97.71	Inf	-Inf	99.18	3	Horizontal	338	2.90	-	35.06	6.47	43.00

5.925-6.425GHz_802.11be EHT160_Nss1,(MCS0),RU996+RU484+RU242 CP 8_1TX

6025MHz_TX

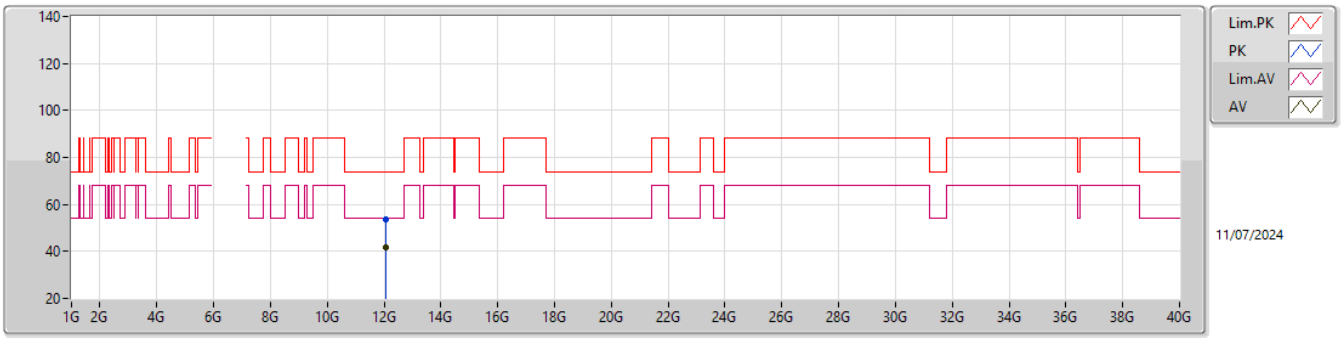

EUT Y_1TX
Setting 20.5
04-H-Y-1

Type	Freq	Level	Limit	Margin	Raw	Dist	Condition	Azimuth	Height	Comment	AF	CL	PA
	(Hz)	(dBuV/m)	(dBuV/m)	(dB)	(dBuV)	(m)		(°)	(m)		(dB)	(dB)	(dB)
PK	12.04967G	53.85	74.00	-20.15	48.51	3	Vertical	242	2.42	-	38.50	9.75	42.91
AV	12.05807G	41.53	54.00	-12.47	36.19	3	Vertical	242	2.42	-	38.50	9.75	42.91

5.925-6.425GHz_802.11be EHT160_Nss1,(MCS0),RU996+RU484+RU242 CP 8_1TX

6025MHz_TX

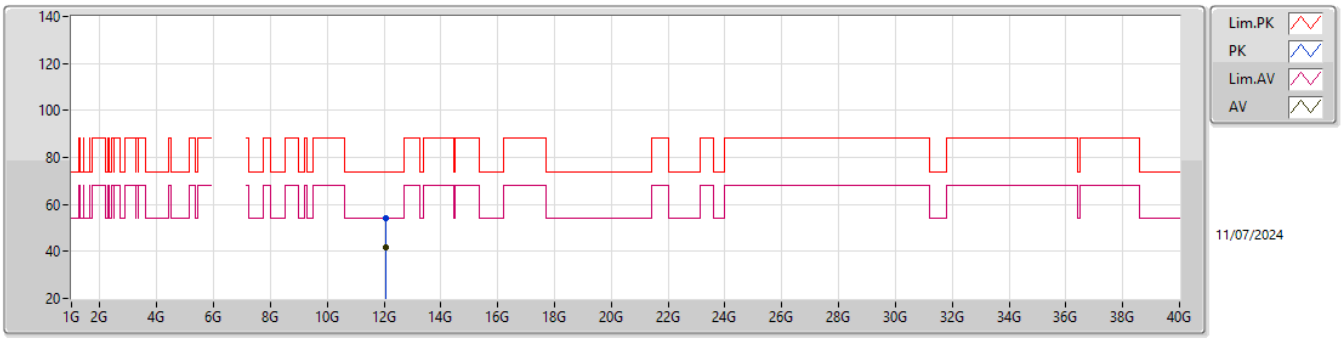

EUT Y_1TX
Setting 20.5
04-H-Y-1

Type	Freq	Level	Limit	Margin	Raw	Dist	Condition	Azimuth	Height	Comment	AF	CL	PA
	(Hz)	(dBuV/m)	(dBuV/m)	(dB)	(dBuV)	(m)		(°)	(m)		(dB)	(dB)	(dB)
PK	12.05189G	54.07	74.00	-19.93	48.73	3	Horizontal	225	1.23	-	38.50	9.75	42.91
AV	12.05024G	41.52	54.00	-12.48	36.18	3	Horizontal	225	1.23	-	38.50	9.75	42.91

5.925-6.425GHz_802.11be EHT160_Nss1,(MCS0),RU996+RU484+RU242 CP 8_1TX

6025MHz_TX

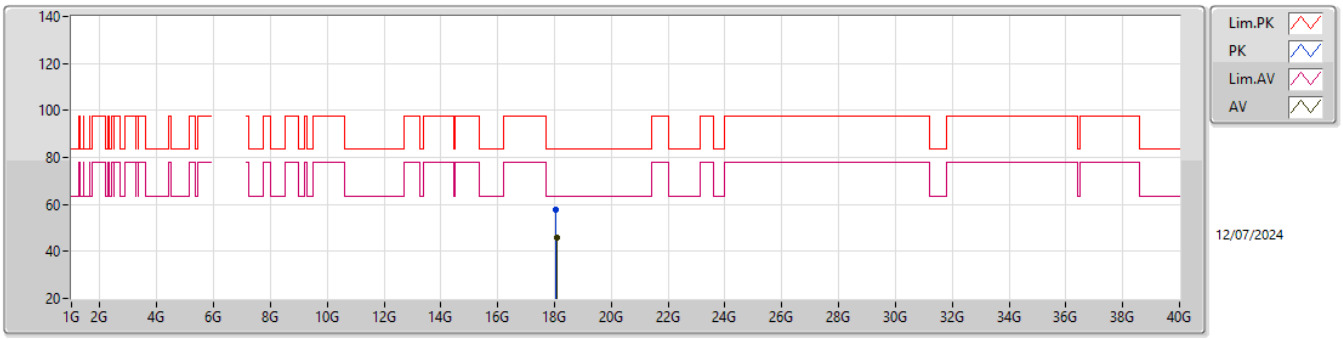

EUT Y_1TX
Setting 20.5
04-H-Y-1

Type	Freq	Level	Limit	Margin	Raw	Dist	Condition	Azimuth	Height	Comment	AF	CL	PA
	(Hz)	(dBuV/m)	(dBuV/m)	(dB)	(dBuV)	(m)		(°)	(m)		(dB)	(dB)	(dB)
PK	18.06294G	57.86	83.54	-25.68	54.58	1	Vertical	299	2.23	-	37.45	15.30	49.47
AV	18.08805G	45.94	63.54	-17.60	42.57	1	Vertical	299	2.23	-	37.55	15.30	49.48

5.925-6.425GHz_802.11be EHT160_Nss1,(MCS0),RU996+RU484+RU242 CP 8_1TX

6025MHz_TX

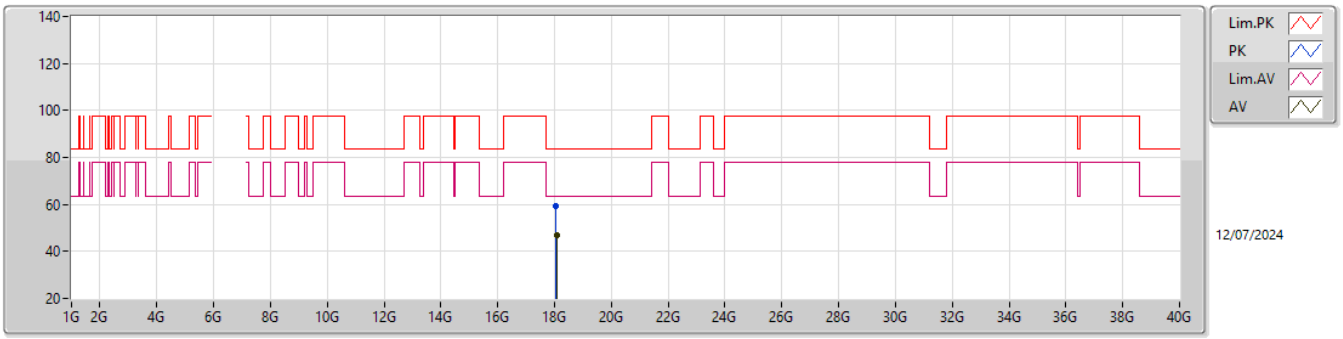

EUT Y_1TX
Setting 20.5
04-H-Y-1

Type	Freq	Level	Limit	Margin	Raw	Dist	Condition	Azimuth	Height	Comment	AF	CL	PA
	(Hz)	(dBuV/m)	(dBuV/m)	(dB)	(dBuV)	(m)		(°)	(m)		(dB)	(dB)	(dB)
PK	18.06216G	59.46	83.54	-24.08	56.18	1	Horizontal	98	2.30	-	37.45	15.30	49.47
AV	18.08826G	46.94	63.54	-16.60	43.57	1	Horizontal	98	2.30	-	37.55	15.30	49.48

5.925-6.425GHz_802.11be EHT160_Nss1,(MCS0),RU996+RU484 CP 4_1TX

6025MHz_TX

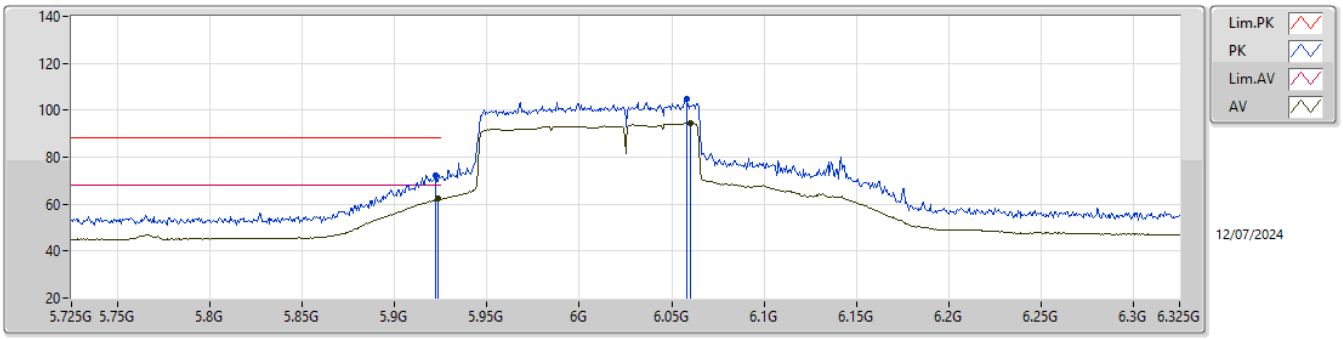

EUT Y_1TX
Setting 20.5
04-H-J-8-10

Type	Freq	Level	Limit	Margin	Raw	Dist	Condition	Azimuth	Height	Comment	AF	CL	PA
	(Hz)	(dBuV/m)	(dBuV/m)	(dB)	(dBuV)	(m)		(°)	(m)		(dB)	(dB)	(dB)
PK	5.9224G	72.30	88.20	-15.90	74.23	3	Vertical	0	1.00	-	34.83	6.31	43.07
RMS	5.9236G	62.19	68.20	-6.01	64.11	3	Vertical	0	1.00	-	34.84	6.31	43.07
PK	6.058G	104.87	Inf	-Inf	106.41	3	Vertical	0	1.00	-	35.02	6.45	43.01
RMS	6.0604G	94.42	Inf	-Inf	95.96	3	Vertical	0	1.00	-	35.02	6.45	43.01

5.925-6.425GHz_802.11be EHT160_Nss1,(MCS0),RU996+RU484 CP 4_1TX

6025MHz_TX

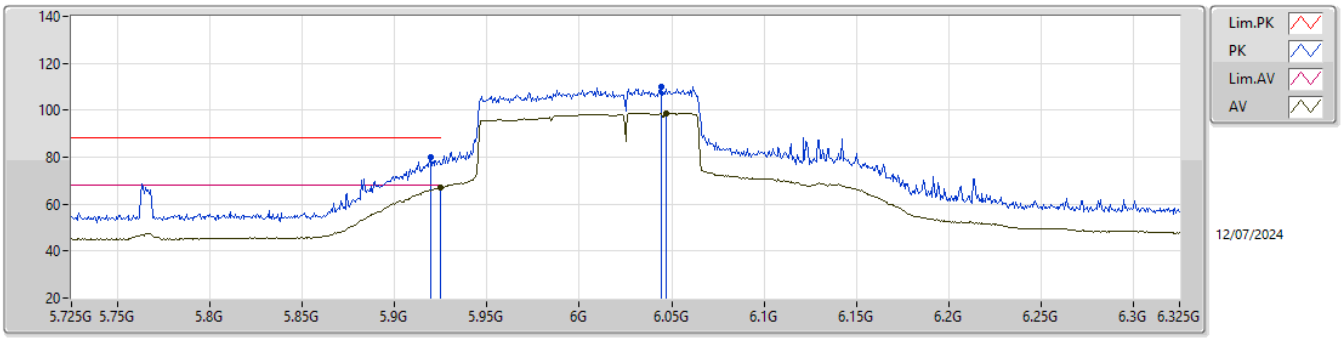

EUT Y_1TX
Setting 20.5
04-H-J-8-10

Type	Freq	Level	Limit	Margin	Raw	Dist	Condition	Azimuth	Height	Comment	AF	CL	PA
	(Hz)	(dBuV/m)	(dBuV/m)	(dB)	(dBuV)	(m)		(°)	(m)		(dB)	(dB)	(dB)
PK	5.9194G	79.86	88.20	-8.34	81.81	3	Horizontal	337	2.82	-	34.82	6.31	43.08
RMS	5.9248G	67.10	68.20	-1.10	69.01	3	Horizontal	337	2.82	-	34.85	6.31	43.07
PK	6.0442G	110.00	Inf	-Inf	111.58	3	Horizontal	337	2.82	-	35.00	6.43	43.01
RMS	6.0472G	98.81	Inf	-Inf	100.39	3	Horizontal	337	2.82	-	35.00	6.43	43.01

5.925-6.425GHz_802.11be EHT160_Nss1,(MCS0),RU996+RU484 CP 4_1TX

6025MHz_TX

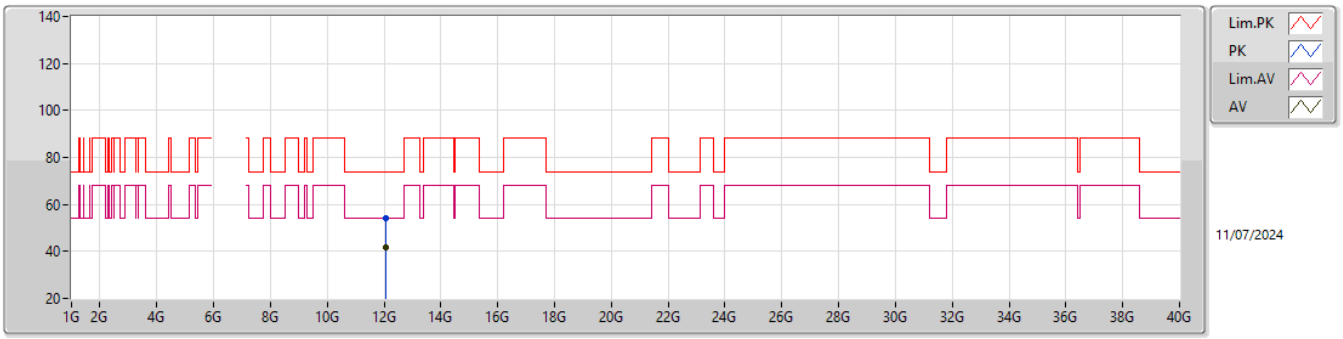

EUT Y_1TX
Setting 20.5
04-H-Y-1

Type	Freq	Level	Limit	Margin	Raw	Dist	Condition	Azimuth	Height	Comment	AF	CL	PA
	(Hz)	(dBuV/m)	(dBuV/m)	(dB)	(dBuV)	(m)		(°)	(m)		(dB)	(dB)	(dB)
PK	12.0617G	53.99	74.00	-20.01	48.65	3	Vertical	121	1.63	-	38.50	9.75	42.91
AV	12.05765G	41.68	54.00	-12.32	36.34	3	Vertical	121	1.63	-	38.50	9.75	42.91

5.925-6.425GHz_802.11be EHT160_Nss1,(MCS0),RU996+RU484 CP 4_1TX

6025MHz_TX

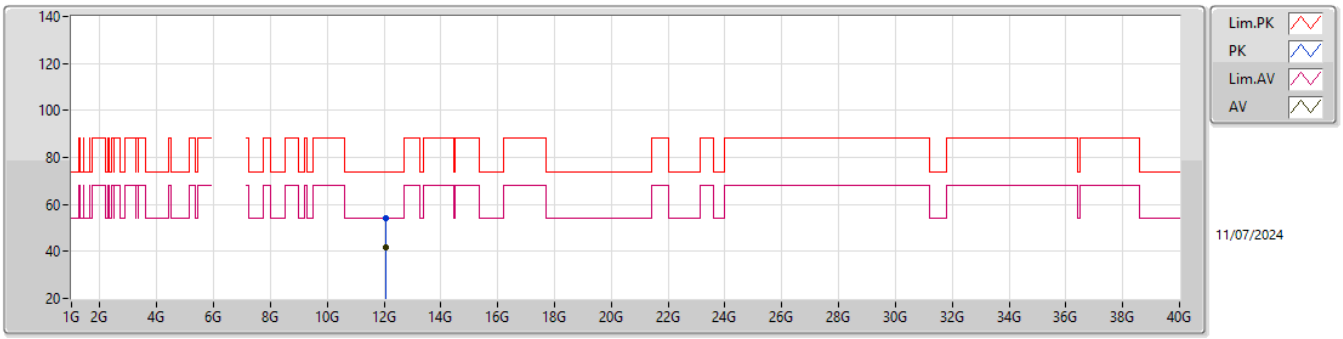

EUT Y_1TX
Setting 20.5
04-H-Y-1

Type	Freq	Level	Limit	Margin	Raw	Dist	Condition	Azimuth	Height	Comment	AF	CL	PA
	(Hz)	(dBuV/m)	(dBuV/m)	(dB)	(dBuV)	(m)		(°)	(m)		(dB)	(dB)	(dB)
PK	12.0611G	53.89	74.00	-20.11	48.55	3	Horizontal	68	2.88	-	38.50	9.75	42.91
AV	12.05498G	41.72	54.00	-12.28	36.38	3	Horizontal	68	2.88	-	38.50	9.75	42.91

5.925-6.425GHz_802.11be EHT160_Nss1,(MCS0),RU996+RU484 CP 4_1TX

6025MHz_TX

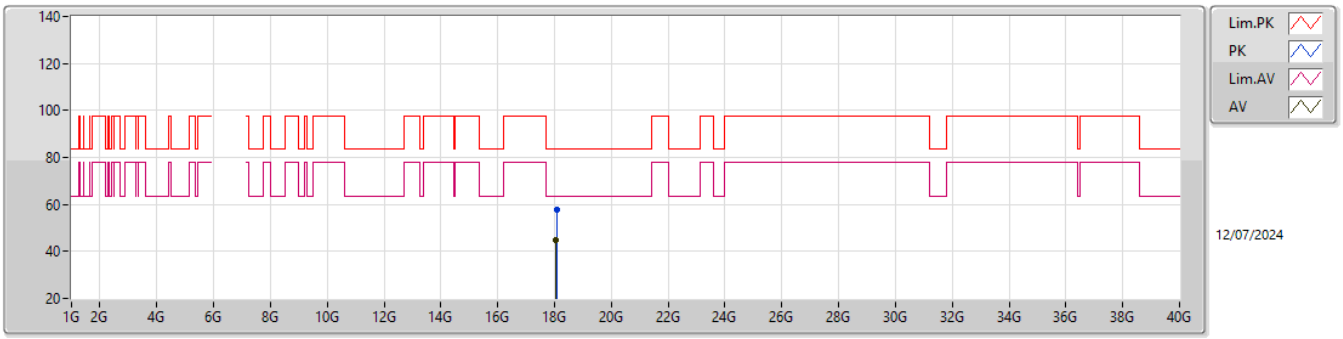

EUT Y_1TX
Setting 20.5
04-H-Y-1

Type	Freq	Level	Limit	Margin	Raw	Dist	Condition	Azimuth	Height	Comment	AF	CL	PA
	(Hz)	(dBuV/m)	(dBuV/m)	(dB)	(dBuV)	(m)		(°)	(m)		(dB)	(dB)	(dB)
PK	18.08913G	57.62	83.54	-25.92	54.24	1	Vertical	349	1.65	-	37.56	15.30	49.48
AV	18.06051G	45.05	63.54	-18.49	41.78	1	Vertical	349	1.65	-	37.44	15.30	49.47

5.925-6.425GHz_802.11be EHT160_Nss1,(MCS0),RU996+RU484 CP 4_1TX

6025MHz_TX

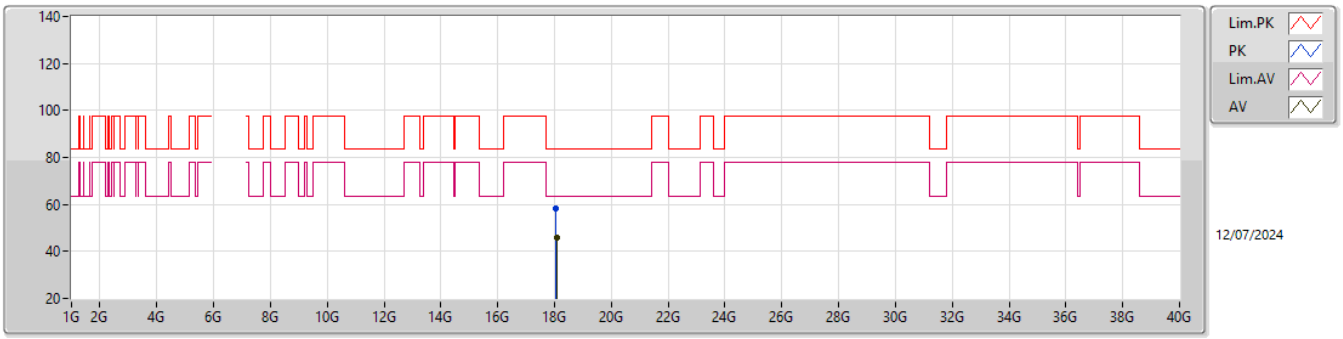

EUT Y_1TX
Setting 20.5
04-H-Y-1

Type	Freq	Level	Limit	Margin	Raw	Dist	Condition	Azimuth	Height	Comment	AF	CL	PA
	(Hz)	(dBuV/m)	(dBuV/m)	(dB)	(dBuV)	(m)		(°)	(m)		(dB)	(dB)	(dB)
PK	18.06198G	58.53	83.54	-25.01	55.25	1	Horizontal	250	2.77	-	37.45	15.30	49.47
AV	18.08985G	46.12	63.54	-17.42	42.74	1	Horizontal	250	2.77	-	37.56	15.30	49.48

5.925-6.425GHz_802.11be EHT80_Nss1,(MCS0),RU484+RU242 CP 4_2TX

5985MHz_TX

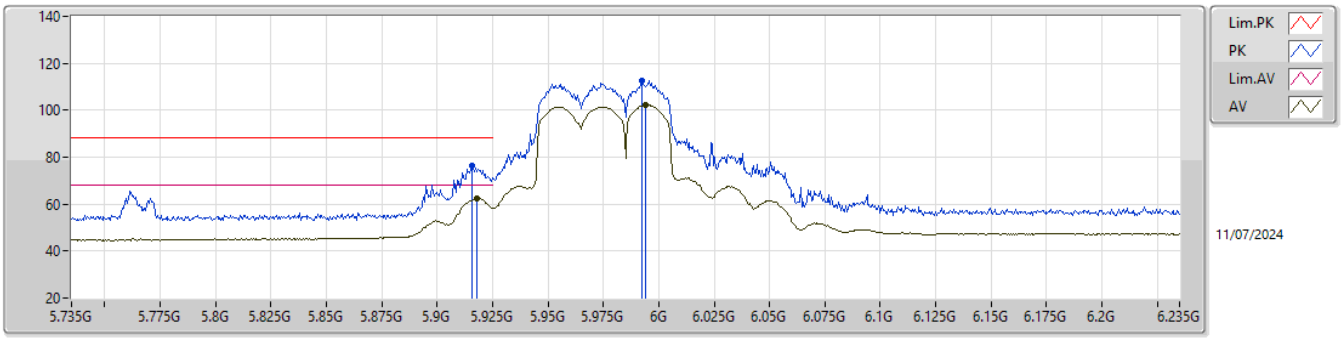

EUT Y_2TX
Setting 18.5
04-H-G-4-10

Type	Freq	Level	Limit	Margin	Raw	Dist	Condition	Azimuth	Height	Comment	AF	CL	PA
	(Hz)	(dBuV/m)	(dBuV/m)	(dB)	(dBuV)	(m)		(°)	(m)		(dB)	(dB)	(dB)
PK	5.9155G	76.20	88.20	-12.00	78.19	3	Vertical	350	2.09	-	34.79	6.30	43.08
RMS	5.918G	62.40	68.20	-5.80	64.36	3	Vertical	350	2.09	-	34.81	6.31	43.08
PK	5.9925G	112.67	Inf	-Inf	114.33	3	Vertical	350	2.09	-	35.00	6.37	43.03
RMS	5.994G	102.31	Inf	-Inf	103.97	3	Vertical	350	2.09	-	35.00	6.37	43.03

5.925-6.425GHz_802.11be EHT80_Nss1,(MCS0),RU484+RU242 CP 4_2TX

5985MHz_TX

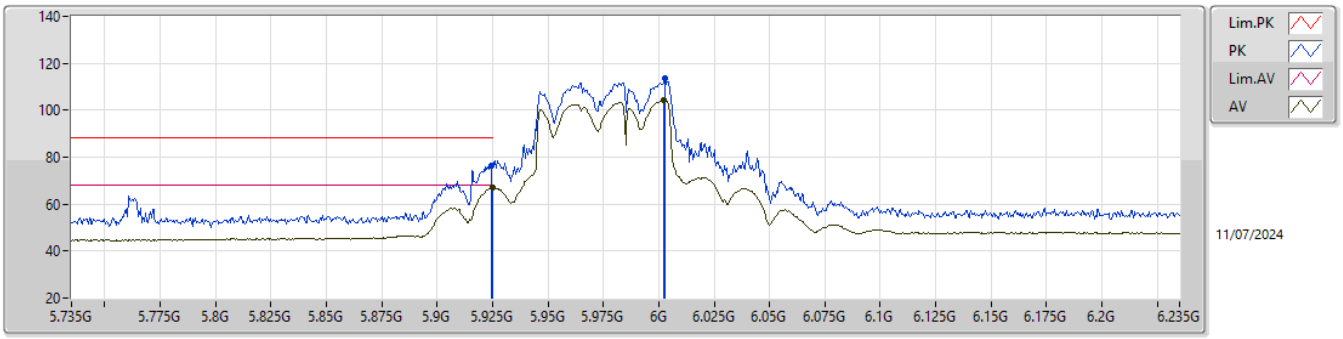

EUT Y_2TX
Setting 18.5
04-H-G-4-10

Type	Freq	Level	Limit	Margin	Raw	Dist	Condition	Azimuth	Height	Comment	AF	CL	PA
	(Hz)	(dBuV/m)	(dBuV/m)	(dB)	(dBuV)	(m)		(°)	(m)		(dB)	(dB)	(dB)
PK	5.9245G	76.57	88.20	-11.63	78.48	3	Horizontal	351	2.84	-	34.85	6.31	43.07
RMS	5.925G	67.10	68.20	-1.10	69.01	3	Horizontal	351	2.84	-	34.85	6.31	43.07
PK	6.003G	113.76	Inf	-Inf	115.41	3	Horizontal	351	2.84	-	35.00	6.38	43.03
RMS	6.002G	104.10	Inf	-Inf	105.75	3	Horizontal	351	2.84	-	35.00	6.38	43.03

5.925-6.425GHz_802.11be EHT80_Nss1,(MCS0),RU484+RU242 CP 4_2TX

5985MHz_TX

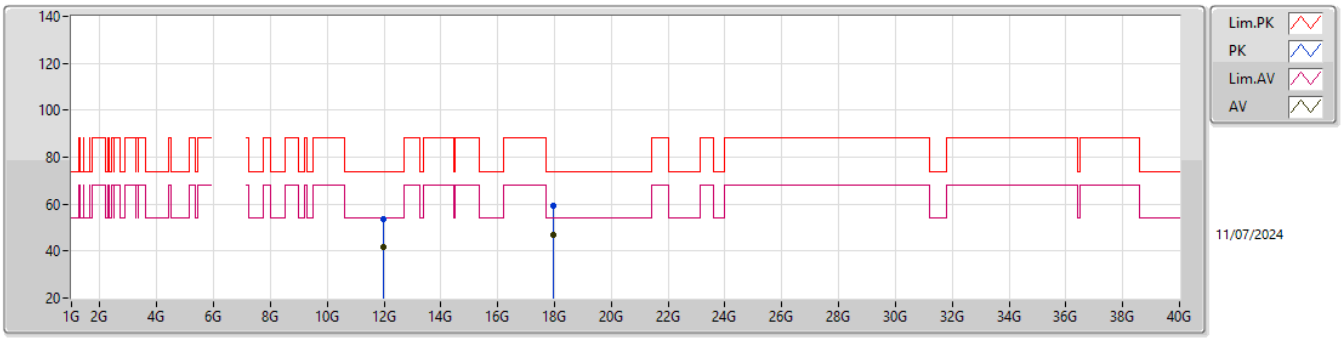

EUT Y_2TX
Setting 18.5
04-H-Y-1

Type	Freq	Level	Limit	Margin	Raw	Dist	Condition	Azimuth	Height	Comment	AF	CL	PA
	(Hz)	(dBuV/m)	(dBuV/m)	(dB)	(dBuV)	(m)		(°)	(m)		(dB)	(dB)	(dB)
PK	11.96373G	53.81	74.00	-20.19	48.41	3	Vertical	141	1.85	-	38.60	9.71	42.91
AV	11.98437G	41.59	54.00	-12.41	36.17	3	Vertical	141	1.85	-	38.60	9.72	42.90
PK	17.95728G	59.09	74.00	-14.91	45.94	3	Vertical	342	2.94	-	41.60	13.03	41.48
AV	17.95635G	46.76	54.00	-7.24	33.62	3	Vertical	342	2.94	-	41.60	13.02	41.48

5.925-6.425GHz_802.11be EHT80_Nss1,(MCS0),RU484+RU242 CP 4_2TX

5985MHz_TX

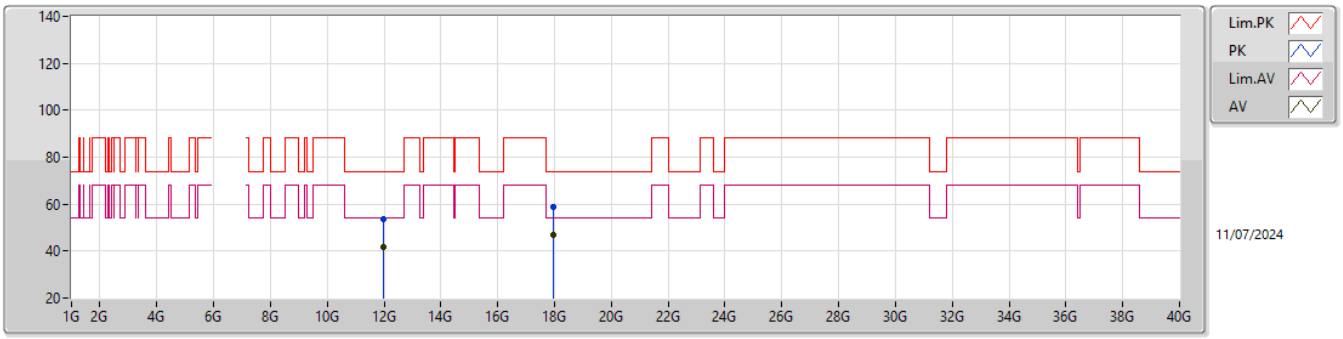

EUT Y_2TX
Setting 18.5
04-H-Y-1

Type	Freq	Level	Limit	Margin	Raw	Dist	Condition	Azimuth	Height	Comment	AF	CL	PA
	(Hz)	(dBuV/m)	(dBuV/m)	(dB)	(dBuV)	(m)		(°)	(m)		(dB)	(dB)	(dB)
PK	11.96361G	53.84	74.00	-20.16	48.44	3	Horizontal	17	1.59	-	38.60	9.71	42.91
AV	11.9775G	41.71	54.00	-12.29	36.29	3	Horizontal	17	1.59	-	38.60	9.72	42.90
PK	17.96448G	58.85	74.00	-15.15	45.69	3	Horizontal	309	1.13	-	41.60	13.03	41.47
AV	17.9574G	46.72	54.00	-7.28	33.57	3	Horizontal	309	1.13	-	41.60	13.03	41.48

5.925-6.425GHz_802.11be EHT80_Nss1,(MCS0),RU484+RU242 CP 4_2TX

5985MHz_TX

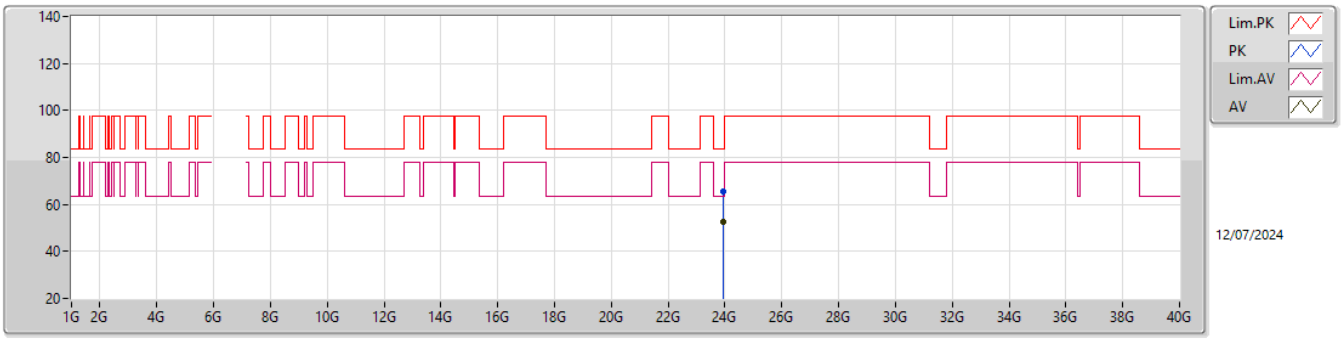

EUT Y_2TX
Setting 18.5
04-H-Y-1

Type	Freq	Level	Limit	Margin	Raw	Dist	Condition	Azimuth	Height	Comment	AF	CL	PA
	(Hz)	(dBuV/m)	(dBuV/m)	(dB)	(dBuV)	(m)		(°)	(m)		(dB)	(dB)	(dB)
PK	23.95356G	65.50	83.54	-18.04	56.31	1	Vertical	97	2.03	-	38.91	17.39	47.11
AV	23.94129G	52.74	63.54	-10.80	43.60	1	Vertical	97	2.03	-	38.88	17.38	47.12

5.925-6.425GHz_802.11be EHT80_Nss1,(MCS0),RU484+RU242 CP 4_2TX

5985MHz_TX

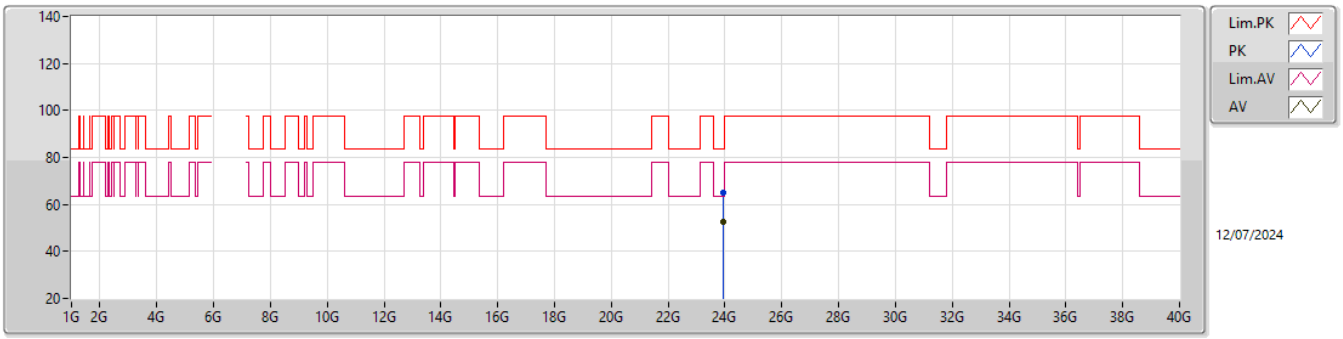

EUT Y_2TX
Setting 18.5
04-H-Y-1

Type	Freq	Level	Limit	Margin	Raw	Dist	Condition	Azimuth	Height	Comment	AF	CL	PA
	(Hz)	(dBuV/m)	(dBuV/m)	(dB)	(dBuV)	(m)		(°)	(m)		(dB)	(dB)	(dB)
PK	23.94522G	65.24	83.54	-18.30	56.09	1	Horizontal	122	2.05	-	38.89	17.38	47.12
AV	23.95143G	52.75	63.54	-10.79	43.56	1	Horizontal	122	2.05	-	38.91	17.39	47.11

5.925-6.425GHz_802.11be EHT160_Nss1,(MCS0),RU996+RU484+RU242 CP 8_2TX

6025MHz_TX

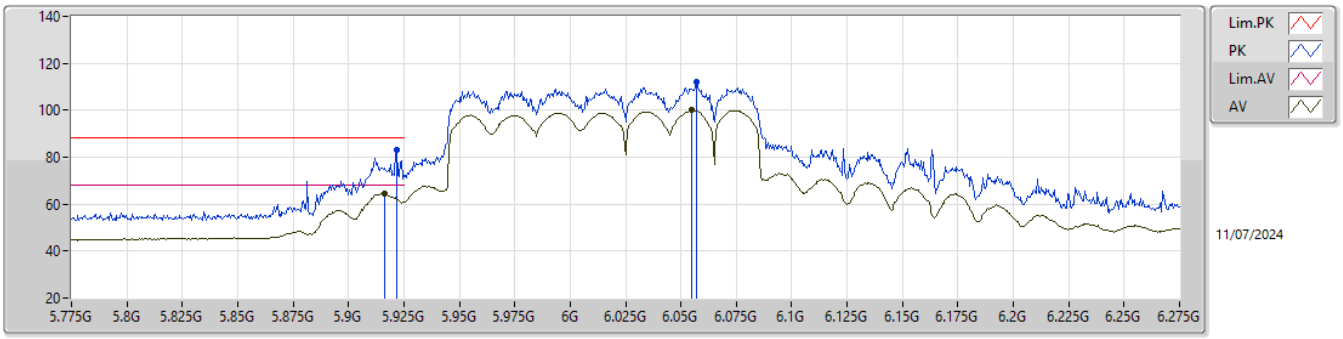

EUT Y_2TX
Setting 19.5
04-H-G-4-10

Type	Freq	Level	Limit	Margin	Raw	Dist	Condition	Azimuth	Height	Comment	AF	CL	PA
	(Hz)	(dBuV/m)	(dBuV/m)	(dB)	(dBuV)	(m)		(°)	(m)		(dB)	(dB)	(dB)
PK	5.9215G	83.20	88.20	-5.00	85.13	3	Vertical	346	2.12	-	34.83	6.31	43.07
RMS	5.9165G	64.41	68.20	-3.79	66.39	3	Vertical	346	2.12	-	34.80	6.30	43.08
PK	6.057G	111.85	Inf	-Inf	113.40	3	Vertical	346	2.12	-	35.01	6.45	43.01
RMS	6.055G	99.92	Inf	-Inf	101.48	3	Vertical	346	2.12	-	35.01	6.44	43.01

5.925-6.425GHz_802.11be EHT160_Nss1,(MCS0),RU996+RU484+RU242 CP 8_2TX

6025MHz_TX

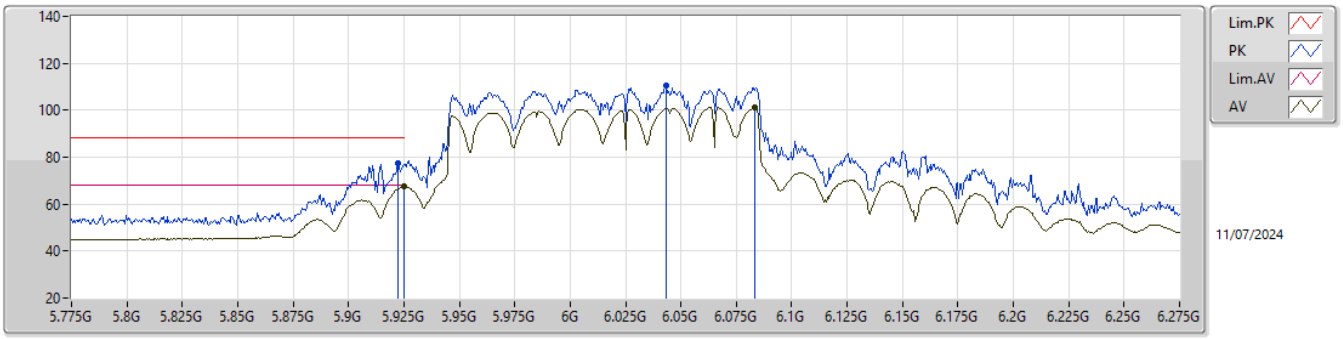

EUT Y_2TX
Setting 19.5
04-H-G-4-10

Type	Freq	Level	Limit	Margin	Raw	Dist	Condition	Azimuth	Height	Comment	AF	CL	PA
	(Hz)	(dBuV/m)	(dBuV/m)	(dB)	(dBuV)	(m)		(°)	(m)		(dB)	(dB)	(dB)
PK	5.9225G	77.33	88.20	-10.87	79.25	3	Horizontal	345	2.09	-	34.84	6.31	43.07
RMS	5.925G	67.62	68.20	-0.58	69.53	3	Horizontal	345	2.09	-	34.85	6.31	43.07
PK	6.0435G	110.62	Inf	-Inf	112.21	3	Horizontal	345	2.09	-	35.00	6.43	43.02
RMS	6.0835G	101.34	Inf	-Inf	102.79	3	Horizontal	345	2.09	-	35.07	6.48	43.00

5.925-6.425GHz_802.11be EHT160_Nss1,(MCS0),RU996+RU484+RU242 CP 8_2TX

6025MHz_TX

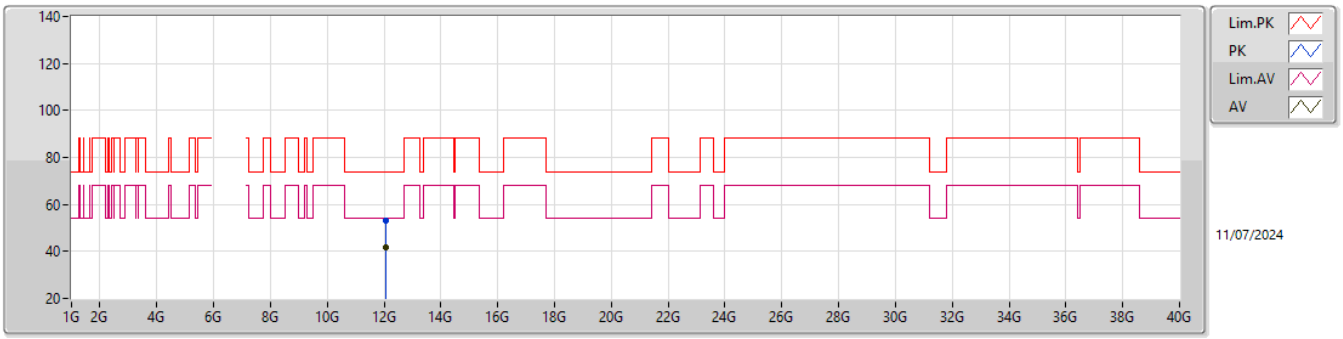

EUT Y_2TX
Setting 19.5
04-H-Y-1

Type	Freq	Level	Limit	Margin	Raw	Dist	Condition	Azimuth	Height	Comment	AF	CL	PA
	(Hz)	(dBuV/m)	(dBuV/m)	(dB)	(dBuV)	(m)		(°)	(m)		(dB)	(dB)	(dB)
PK	12.06116G	53.10	74.00	-20.90	47.76	3	Vertical	124	1.41	-	38.50	9.75	42.91
AV	12.05987G	41.61	54.00	-12.39	36.27	3	Vertical	124	1.41	-	38.50	9.75	42.91

5.925-6.425GHz_802.11be EHT160_Nss1,(MCS0),RU996+RU484+RU242 CP 8_2TX

6025MHz_TX

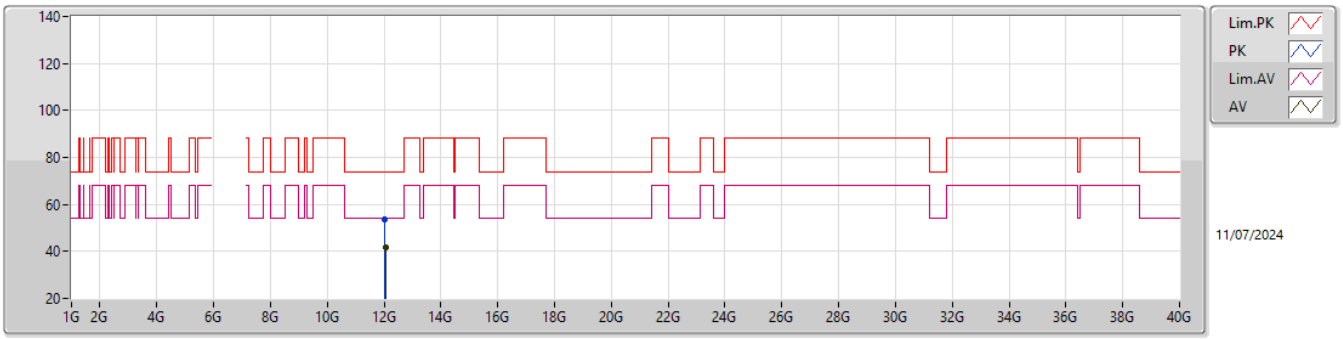

EUT Y_2TX
Setting 19.5
04-H-Y-1

Type	Freq	Level	Limit	Margin	Raw	Dist	Condition	Azimuth	Height	Comment	AF	CL	PA
	(Hz)	(dBuV/m)	(dBuV/m)	(dB)	(dBuV)	(m)		(°)	(m)		(dB)	(dB)	(dB)
PK	12.03908G	53.69	74.00	-20.31	48.32	3	Horizontal	213	2.00	-	38.52	9.75	42.90
AV	12.04949G	41.77	54.00	-12.23	36.43	3	Horizontal	213	2.00	-	38.50	9.75	42.91

5.925-6.425GHz_802.11be EHT160_Nss1,(MCS0),RU996+RU484+RU242 CP 8_2TX

6025MHz_TX

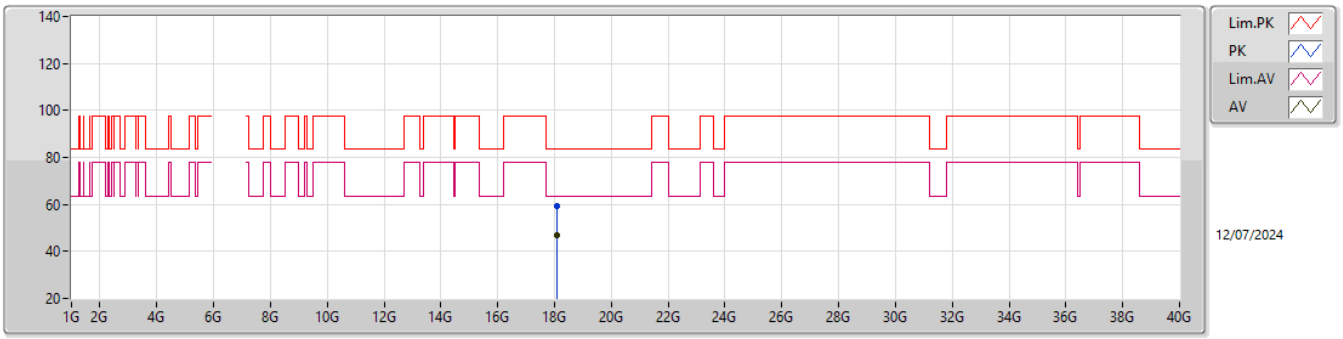

EUT Y_2TX
Setting 19.5
04-H-Y-1

Type	Freq	Level	Limit	Margin	Raw	Dist	Condition	Azimuth	Height	Comment	AF	CL	PA
	(Hz)	(dBuV/m)	(dBuV/m)	(dB)	(dBuV)	(m)		(°)	(m)		(dB)	(dB)	(dB)
PK	18.07518G	59.24	83.54	-24.30	55.92	1	Vertical	295	1.31	-	37.50	15.30	49.48
AV	18.08988G	47.02	63.54	-16.52	43.64	1	Vertical	295	1.31	-	37.56	15.30	49.48

5.925-6.425GHz_802.11be EHT160_Nss1,(MCS0),RU996+RU484+RU242 CP 8_2TX

6025MHz_TX

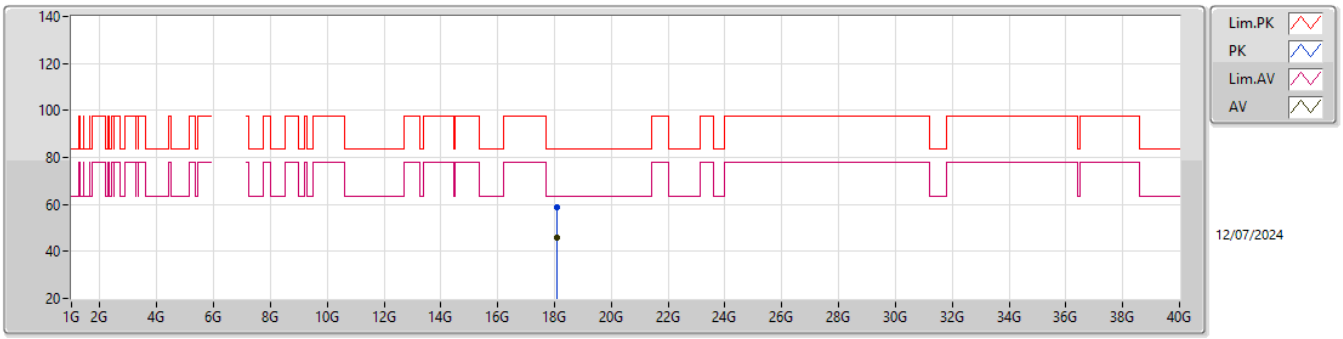

EUT Y_2TX
Setting 19.5
04-H-Y-1

Type	Freq	Level	Limit	Margin	Raw	Dist	Condition	Azimuth	Height	Comment	AF	CL	PA
	(Hz)	(dBuV/m)	(dBuV/m)	(dB)	(dBuV)	(m)		(°)	(m)		(dB)	(dB)	(dB)
PK	18.08745G	58.77	83.54	-24.77	55.40	1	Horizontal	204	1.04	-	37.55	15.30	49.48
AV	18.08901G	46.01	63.54	-17.53	42.63	1	Horizontal	204	1.04	-	37.56	15.30	49.48

5.925-6.425GHz_802.11be EHT160_Nss1,(MCS0),RU996+RU484 CP 4_2TX

6025MHz_TX

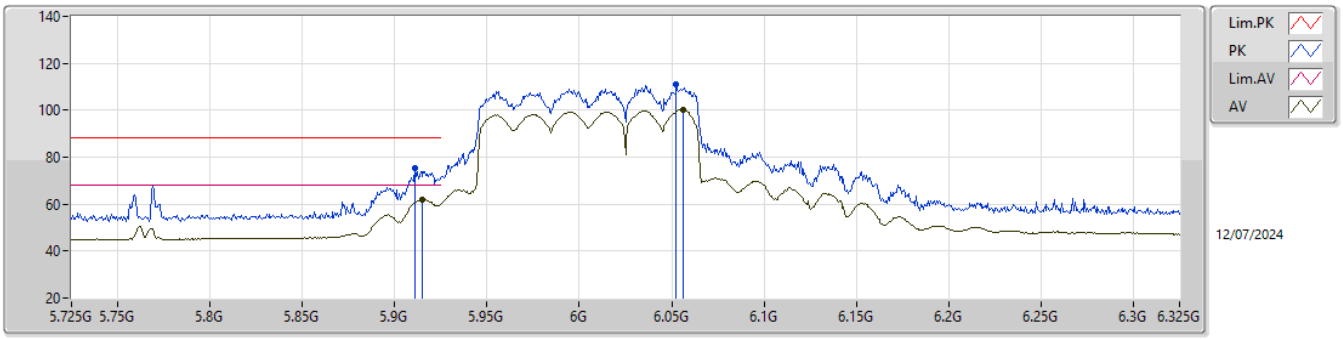

EUT Y_2TX
Setting 19
04-H-J-8-10

Type	Freq	Level	Limit	Margin	Raw	Dist	Condition	Azimuth	Height	Comment	AF	CL	PA
	(Hz)	(dBuV/m)	(dBuV/m)	(dB)	(dBuV)	(m)		(°)	(m)		(dB)	(dB)	(dB)
PK	5.911G	75.19	88.20	-13.01	77.20	3	Vertical	349	2.07	-	34.77	6.30	43.08
RMS	5.9146G	61.96	68.20	-6.24	63.95	3	Vertical	349	2.07	-	34.79	6.30	43.08
PK	6.0526G	110.79	Inf	-Inf	112.35	3	Vertical	349	2.07	-	35.01	6.44	43.01
RMS	6.0562G	100.17	Inf	-Inf	101.73	3	Vertical	349	2.07	-	35.01	6.44	43.01

5.925-6.425GHz_802.11be EHT160_Nss1,(MCS0),RU996+RU484 CP 4_2TX

6025MHz_TX

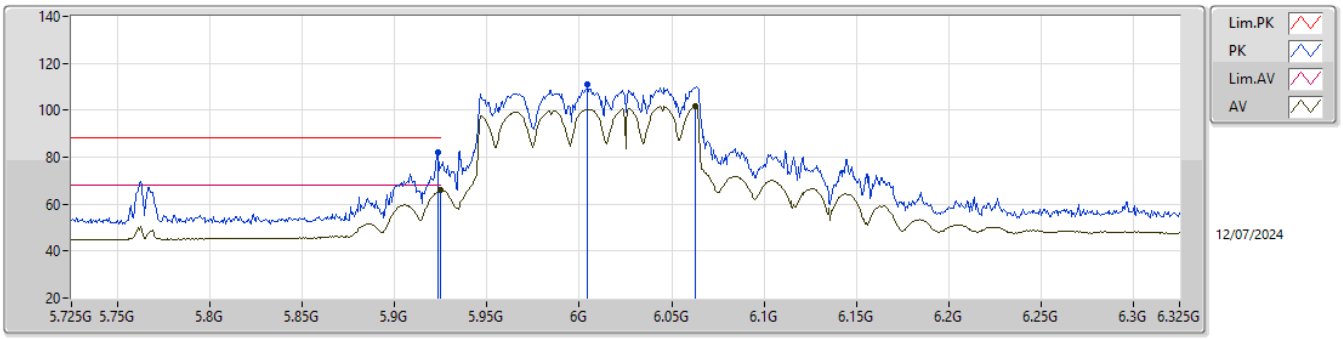

EUT Y_2TX
Setting 19
04-H-J-8-10

Type	Freq	Level	Limit	Margin	Raw	Dist	Condition	Azimuth	Height	Comment	AF	CL	PA
	(Hz)	(dBuV/m)	(dBuV/m)	(dB)	(dBuV)	(m)		(°)	(m)		(dB)	(dB)	(dB)
PK	5.9236G	81.88	88.20	-6.32	83.80	3	Horizontal	345	2.11	-	34.84	6.31	43.07
RMS	5.9248G	65.78	68.20	-2.42	67.69	3	Horizontal	345	2.11	-	34.85	6.31	43.07
PK	6.0046G	111.14	Inf	-Inf	112.78	3	Horizontal	345	2.11	-	35.00	6.39	43.03
RMS	6.0628G	101.80	Inf	-Inf	103.33	3	Horizontal	345	2.11	-	35.03	6.45	43.01

5.925-6.425GHz_802.11be EHT160_Nss1,(MCS0),RU996+RU484 CP 4_2TX

6025MHz_TX

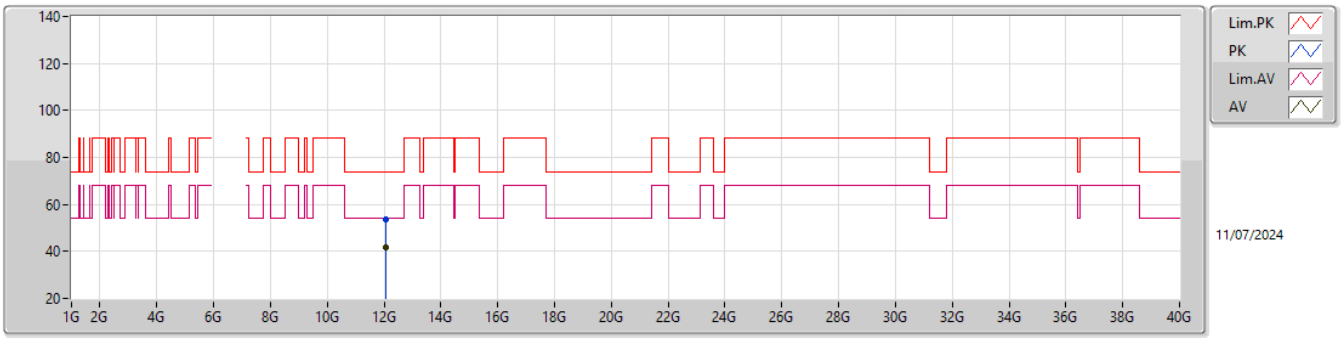

EUT Y_2TX
Setting 19
04-H-Y-1

Type	Freq	Level	Limit	Margin	Raw	Dist	Condition	Azimuth	Height	Comment	AF	CL	PA
	(Hz)	(dBuV/m)	(dBuV/m)	(dB)	(dBuV)	(m)		(°)	(m)		(dB)	(dB)	(dB)
PK	12.05723G	53.70	74.00	-20.30	48.36	3	Vertical	18	1.10	-	38.50	9.75	42.91
AV	12.05984G	41.61	54.00	-12.39	36.27	3	Vertical	18	1.10	-	38.50	9.75	42.91

5.925-6.425GHz_802.11be EHT160_Nss1,(MCS0),RU996+RU484 CP 4_2TX

6025MHz_TX

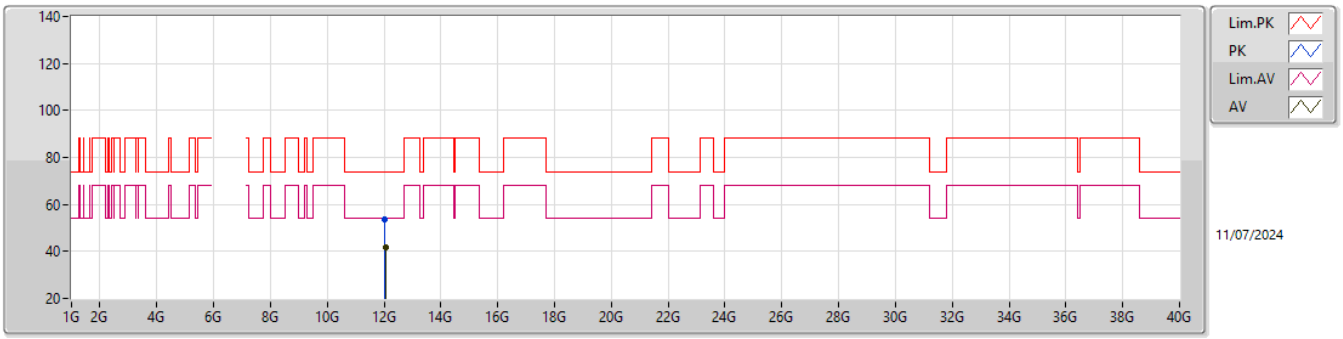

EUT Y_2TX
Setting 19
04-H-Y-1

Type	Freq	Level	Limit	Margin	Raw	Dist	Condition	Azimuth	Height	Comment	AF	CL	PA
	(Hz)	(dBuV/m)	(dBuV/m)	(dB)	(dBuV)	(m)		(°)	(m)		(dB)	(dB)	(dB)
PK	12.03695G	53.75	74.00	-20.25	48.38	3	Horizontal	352	1.69	-	38.53	9.74	42.90
AV	12.05753G	41.59	54.00	-12.41	36.25	3	Horizontal	352	1.69	-	38.50	9.75	42.91

5.925-6.425GHz_802.11be EHT160_Nss1,(MCS0),RU996+RU484 CP 4_2TX

6025MHz_TX

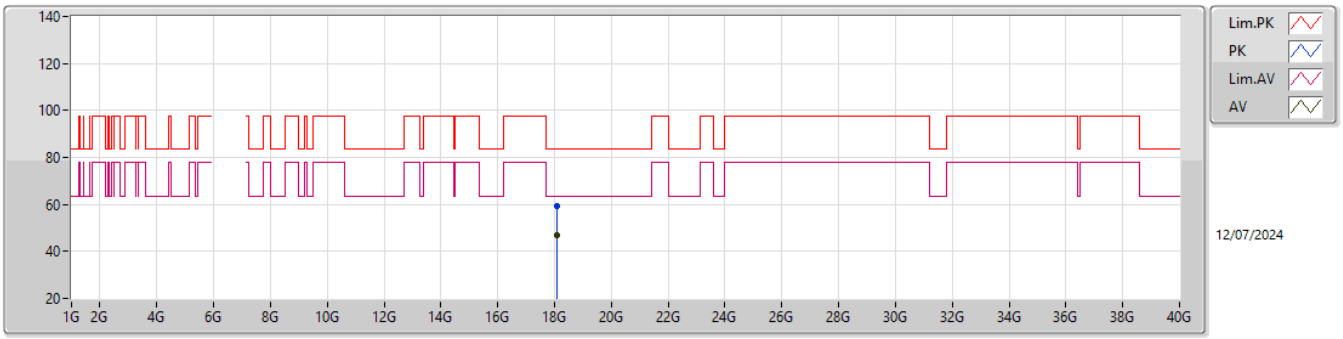

EUT Y_2TX
Setting 19
04-H-Y-1

Type	Freq	Level	Limit	Margin	Raw	Dist	Condition	Azimuth	Height	Comment	AF	CL	PA
	(Hz)	(dBuV/m)	(dBuV/m)	(dB)	(dBuV)	(m)		(°)	(m)		(dB)	(dB)	(dB)
PK	18.07938G	59.18	83.54	-24.36	55.84	1	Vertical	236	2.84	-	37.52	15.30	49.48
AV	18.08925G	47.01	63.54	-16.53	43.63	1	Vertical	236	2.84	-	37.56	15.30	49.48

5.925-6.425GHz_802.11be EHT160_Nss1,(MCS0),RU996+RU484 CP 4_2TX

6025MHz_TX

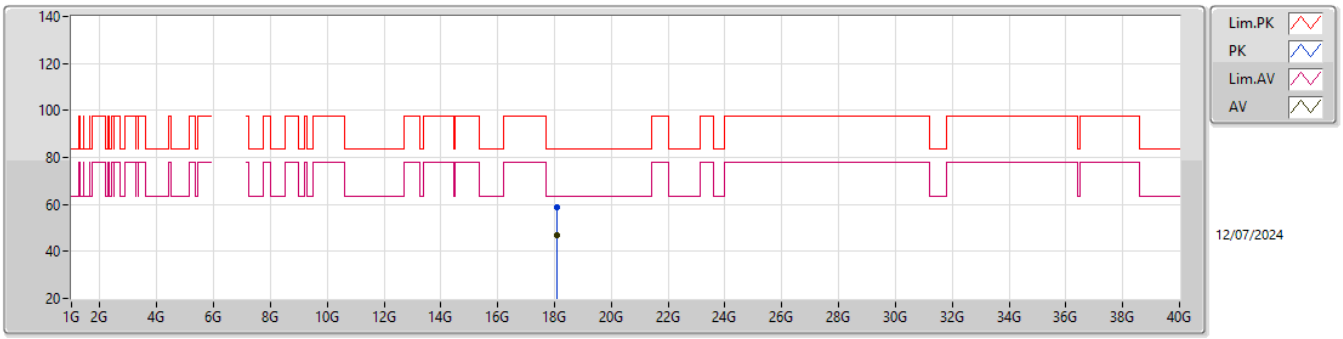

EUT Y_2TX
Setting 19
04-H-Y-1

Type	Freq	Level	Limit	Margin	Raw	Dist	Condition	Azimuth	Height	Comment	AF	CL	PA
	(Hz)	(dBuV/m)	(dBuV/m)	(dB)	(dBuV)	(m)		(°)	(m)		(dB)	(dB)	(dB)
PK	18.0888G	58.93	83.54	-24.61	55.55	1	Horizontal	13	2.02	-	37.56	15.30	49.48
AV	18.08976G	47.07	63.54	-16.47	43.69	1	Horizontal	13	2.02	-	37.56	15.30	49.48

5.925-6.425GHz_802.11be EHT80_Nss1,(MCS0),RU484+RU242 CP 4_4TX

5985MHz_TX

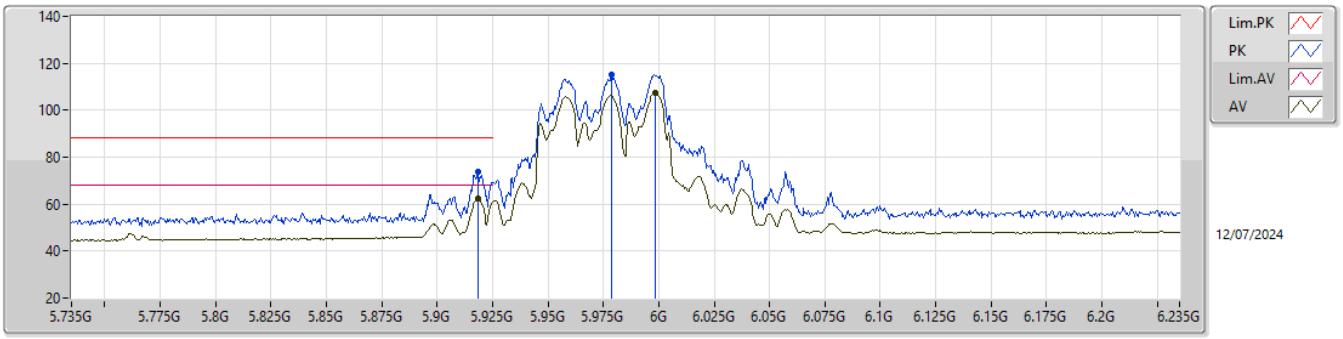

EUT X_4TX
Setting 17.5
04-H-J-8-10

Type	Freq	Level	Limit	Margin	Raw	Dist	Condition	Azimuth	Height	Comment	AF	CL	PA
	(Hz)	(dBuV/m)	(dBuV/m)	(dB)	(dBuV)	(m)		(°)	(m)		(dB)	(dB)	(dB)
PK	5.9185G	73.79	88.20	-14.41	75.75	3	Vertical	13	1.77	-	34.81	6.31	43.08
RMS	5.9185G	62.16	68.20	-6.04	64.12	3	Vertical	13	1.77	-	34.81	6.31	43.08
PK	5.9785G	115.22	Inf	-Inf	116.90	3	Vertical	13	1.77	-	35.00	6.36	43.04
RMS	5.9985G	107.26	Inf	-Inf	108.91	3	Vertical	13	1.77	-	35.00	6.38	43.03

5.925-6.425GHz_802.11be EHT80_Nss1,(MCS0),RU484+RU242 CP 4_4TX

5985MHz_TX

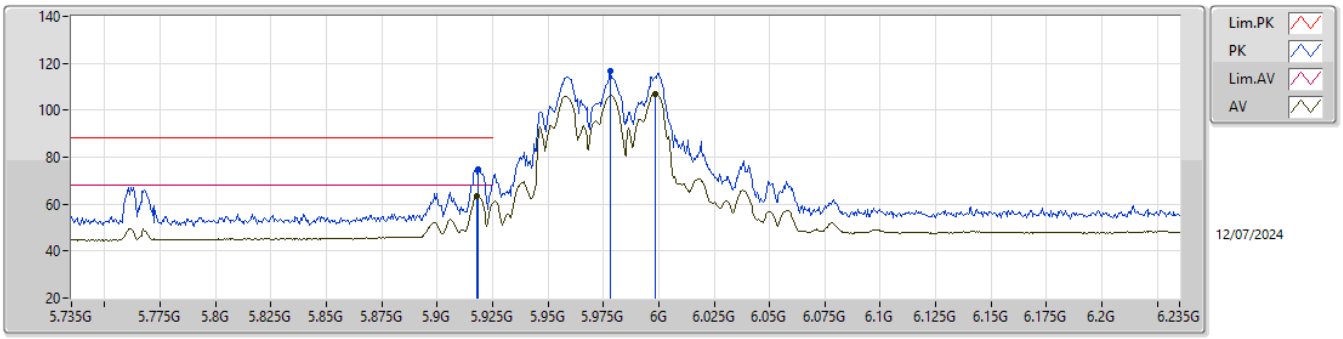

EUT X_4TX
Setting 17.5
04-H-J-8-10

Type	Freq	Level	Limit	Margin	Raw	Dist	Condition	Azimuth	Height	Comment	AF	CL	PA
	(Hz)	(dBuV/m)	(dBuV/m)	(dB)	(dBuV)	(m)		(°)	(m)		(dB)	(dB)	(dB)
PK	5.9185G	74.70	88.20	-13.50	76.66	3	Horizontal	9	1.80	-	34.81	6.31	43.08
RMS	5.918G	63.48	68.20	-4.72	65.44	3	Horizontal	9	1.80	-	34.81	6.31	43.08
PK	5.978G	116.90	Inf	-Inf	118.58	3	Horizontal	9	1.80	-	35.00	6.36	43.04
RMS	5.9985G	107.13	Inf	-Inf	108.78	3	Horizontal	9	1.80	-	35.00	6.38	43.03

5.925-6.425GHz_802.11be EHT80_Nss1,(MCS0),RU484+RU242 CP 4_4TX

5985MHz_TX

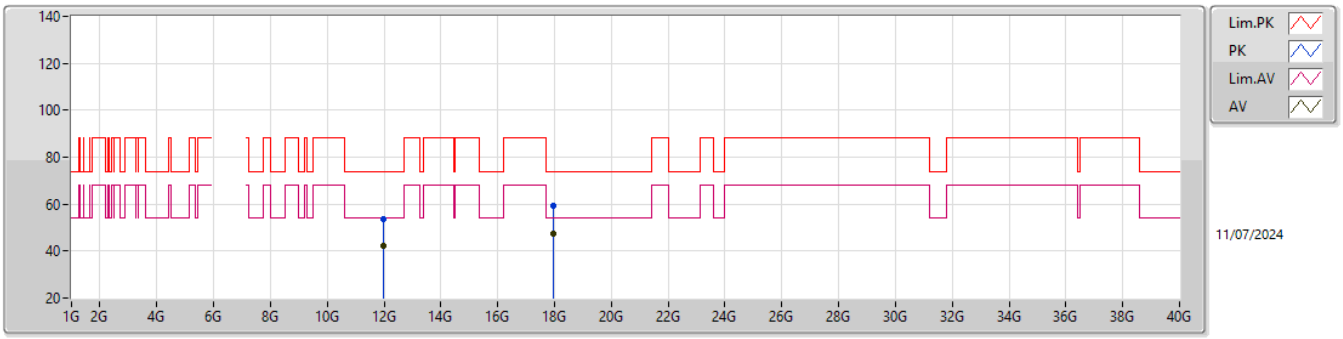

EUT X_4TX
Setting 17.5
04-H-Y-1

Type	Freq	Level	Limit	Margin	Raw	Dist	Condition	Azimuth	Height	Comment	AF	CL	PA
	(Hz)	(dBuV/m)	(dBuV/m)	(dB)	(dBuV)	(m)		(°)	(m)		(dB)	(dB)	(dB)
PK	11.97927G	53.67	74.00	-20.33	48.25	3	Vertical	110	2.64	-	38.60	9.72	42.90
AV	11.98065G	42.20	54.00	-11.80	36.78	3	Vertical	110	2.64	-	38.60	9.72	42.90
PK	17.96196G	59.18	74.00	-14.82	46.02	3	Vertical	282	1.35	-	41.60	13.03	41.47
AV	17.95602G	47.19	54.00	-6.81	34.05	3	Vertical	282	1.35	-	41.60	13.02	41.48

5.925-6.425GHz_802.11be EHT80_Nss1,(MCS0),RU484+RU242 CP 4_4TX

5985MHz_TX

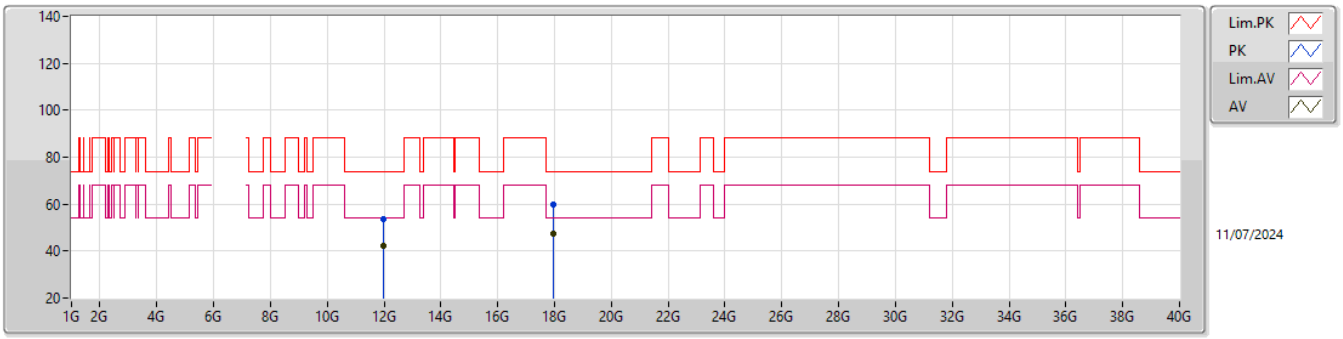

EUT X_4TX
Setting 17.5
04-H-Y-1

Type	Freq	Level	Limit	Margin	Raw	Dist	Condition	Azimuth	Height	Comment	AF	CL	PA
	(Hz)	(dBuV/m)	(dBuV/m)	(dB)	(dBuV)	(m)		(°)	(m)		(dB)	(dB)	(dB)
PK	11.97543G	53.76	74.00	-20.24	48.35	3	Horizontal	68	2.91	-	38.60	9.72	42.91
AV	11.97828G	42.25	54.00	-11.75	36.83	3	Horizontal	68	2.91	-	38.60	9.72	42.90
PK	17.94711G	59.66	74.00	-14.34	46.55	3	Horizontal	62	1.64	-	41.59	13.02	41.50
AV	17.95746G	47.21	54.00	-6.79	34.06	3	Horizontal	62	1.64	-	41.60	13.03	41.48

5.925-6.425GHz_802.11be EHT80_Nss1,(MCS0),RU484+RU242 CP 4_4TX

5985MHz_TX

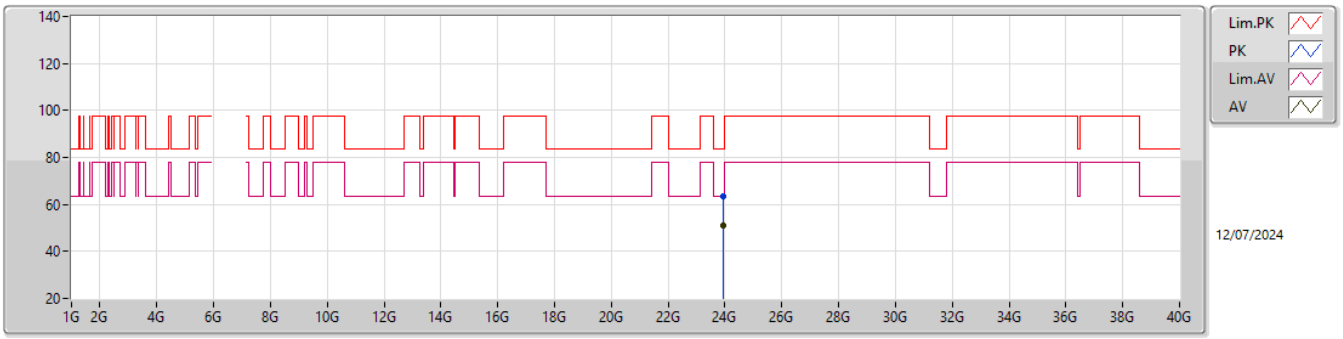

EUT X_4TX
Setting 17.5
04-H-Y-1

Type	Freq	Level	Limit	Margin	Raw	Dist	Condition	Azimuth	Height	Comment	AF	CL	PA
	(Hz)	(dBuV/m)	(dBuV/m)	(dB)	(dBuV)	(m)		(°)	(m)		(dB)	(dB)	(dB)
PK	23.93835G	63.21	83.54	-20.33	54.07	1	Vertical	49	1.59	-	38.88	17.38	47.12
AV	23.94135G	51.06	63.54	-12.48	41.92	1	Vertical	49	1.59	-	38.88	17.38	47.12

5.925-6.425GHz_802.11be EHT80_Nss1,(MCS0),RU484+RU242 CP 4_4TX

5985MHz_TX

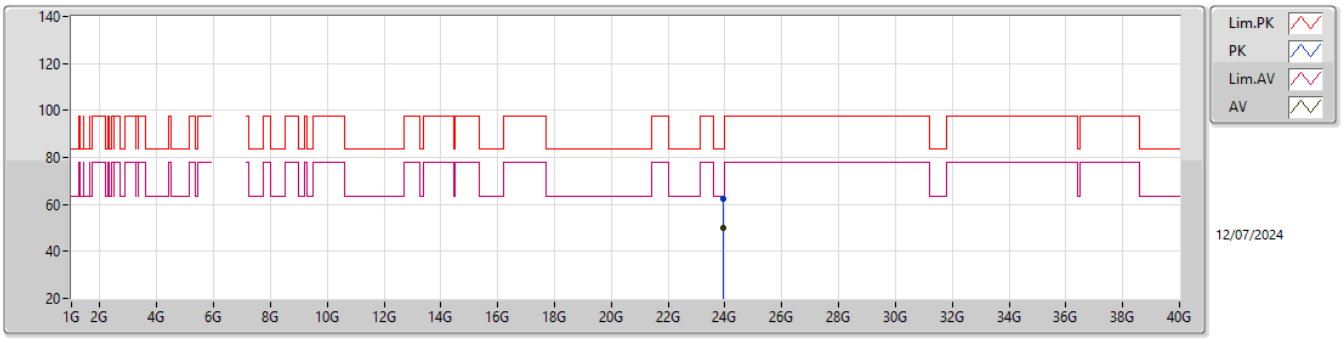

EUT X_4TX
Setting 17.5
04-H-Y-1

Type	Freq	Level	Limit	Margin	Raw	Dist	Condition	Azimuth	Height	Comment	AF	CL	PA
	(Hz)	(dBuV/m)	(dBuV/m)	(dB)	(dBuV)	(m)		(°)	(m)		(dB)	(dB)	(dB)
PK	23.94993G	62.46	83.54	-21.08	53.30	1	Horizontal	6	2.55	-	38.90	17.38	47.12
AV	23.95422G	50.10	63.54	-13.44	40.90	1	Horizontal	6	2.55	-	38.92	17.39	47.11

5.925-6.425GHz_802.11be EHT160_Nss1,(MCS0),RU996+RU484+RU242 CP 8_4TX

6025MHz_TX

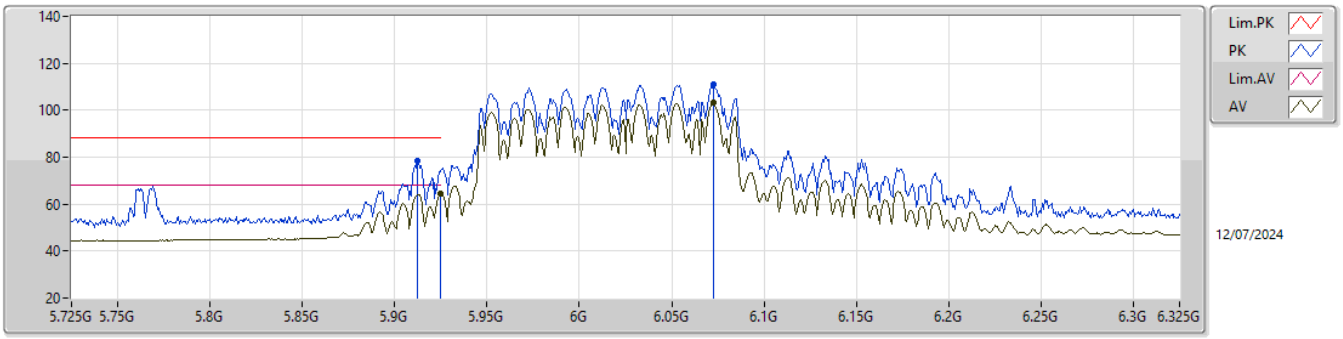

EUT X_4TX
Setting 18.5
04-H-J-8-10

Type	Freq	Level	Limit	Margin	Raw	Dist	Condition	Azimuth	Height	Comment	AF	CL	PA
	(Hz)	(dBuV/m)	(dBuV/m)	(dB)	(dBuV)	(m)		(°)	(m)		(dB)	(dB)	(dB)
PK	5.9122G	78.70	88.20	-9.50	80.71	3	Vertical	30	1.95	-	34.77	6.30	43.08
RMS	5.9248G	64.40	68.20	-3.80	66.31	3	Vertical	30	1.95	-	34.85	6.31	43.07
PK	6.0724G	110.93	Inf	-Inf	112.44	3	Vertical	30	1.95	-	35.04	6.46	43.01
RMS	6.0724G	103.06	Inf	-Inf	104.57	3	Vertical	30	1.95	-	35.04	6.46	43.01

5.925-6.425GHz_802.11be EHT160_Nss1,(MCS0),RU996+RU484+RU242 CP 8_4TX

6025MHz_TX

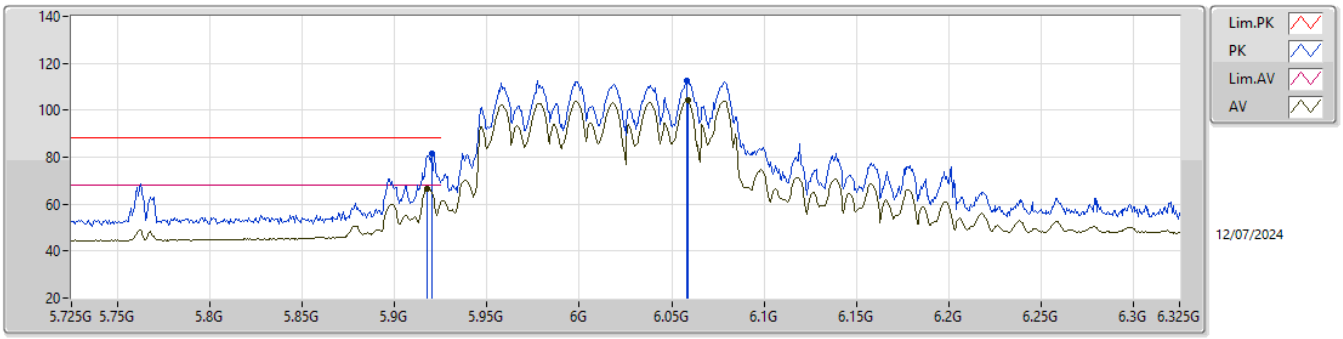

EUT X_4TX
Setting 18.5
04-H-J-8-10

Type	Freq	Level	Limit	Margin	Raw	Dist	Condition	Azimuth	Height	Comment	AF	CL	PA
	(Hz)	(dBuV/m)	(dBuV/m)	(dB)	(dBuV)	(m)		(°)	(m)		(dB)	(dB)	(dB)
PK	5.92G	81.42	88.20	-6.78	83.36	3	Horizontal	16	1.80	-	34.82	6.31	43.07
RMS	5.9176G	66.44	68.20	-1.76	68.40	3	Horizontal	16	1.80	-	34.81	6.31	43.08
PK	6.058G	112.71	Inf	-Inf	114.25	3	Horizontal	16	1.80	-	35.02	6.45	43.01
RMS	6.0586G	104.22	Inf	-Inf	105.76	3	Horizontal	16	1.80	-	35.02	6.45	43.01

5.925-6.425GHz_802.11be EHT160_Nss1,(MCS0),RU996+RU484+RU242 CP 8_4TX

6025MHz_TX

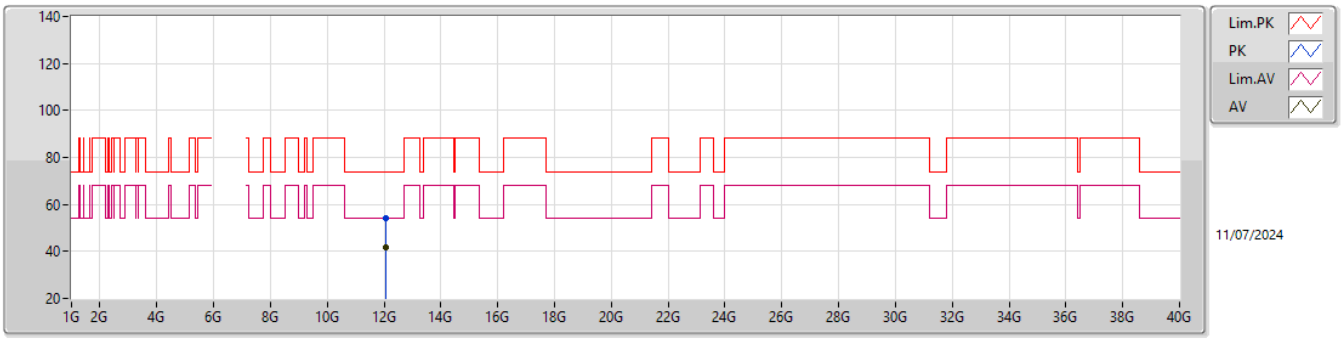

EUT X_4TX
Setting 18.5
04-H-Y-1

Type	Freq	Level	Limit	Margin	Raw	Dist	Condition	Azimuth	Height	Comment	AF	CL	PA
	(Hz)	(dBuV/m)	(dBuV/m)	(dB)	(dBuV)	(m)		(°)	(m)		(dB)	(dB)	(dB)
PK	12.05141G	54.38	74.00	-19.62	49.04	3	Vertical	163	2.74	-	38.50	9.75	42.91
AV	12.0614G	41.64	54.00	-12.36	36.30	3	Vertical	163	2.74	-	38.50	9.75	42.91

5.925-6.425GHz_802.11be EHT160_Nss1,(MCS0),RU996+RU484+RU242 CP 8_4TX

6025MHz_TX

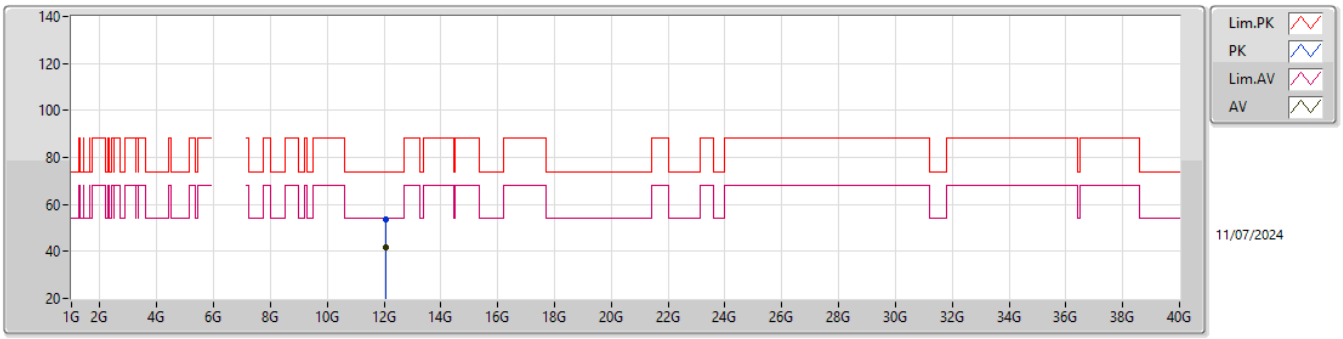

EUT X_4TX
Setting 18.5
04-H-Y-1

Type	Freq	Level	Limit	Margin	Raw	Dist	Condition	Azimuth	Height	Comment	AF	CL	PA
	(Hz)	(dBuV/m)	(dBuV/m)	(dB)	(dBuV)	(m)		(°)	(m)		(dB)	(dB)	(dB)
PK	12.0485G	53.67	74.00	-20.33	48.33	3	Horizontal	121	1.26	-	38.50	9.75	42.91
AV	12.05546G	41.66	54.00	-12.34	36.32	3	Horizontal	121	1.26	-	38.50	9.75	42.91

5.925-6.425GHz_802.11be EHT160_Nss1,(MCS0),RU996+RU484+RU242 CP 8_4TX

6025MHz_TX

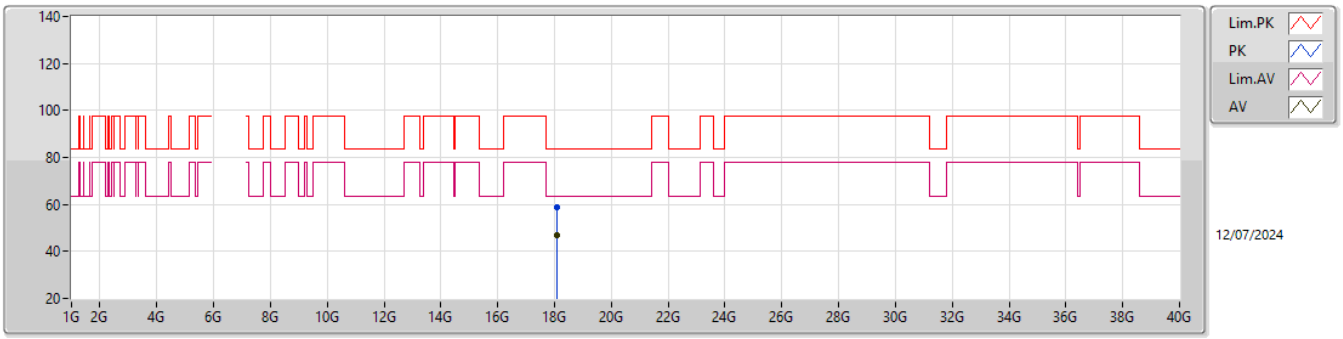

EUT X_4TX
Setting 18.5
04-H-Y-1

Type	Freq	Level	Limit	Margin	Raw	Dist	Condition	Azimuth	Height	Comment	AF	CL	PA
	(Hz)	(dBuV/m)	(dBuV/m)	(dB)	(dBuV)	(m)		(°)	(m)		(dB)	(dB)	(dB)
PK	18.08319G	58.63	83.54	-24.91	55.28	1	Vertical	111	2.71	-	37.53	15.30	49.48
AV	18.08925G	47.01	63.54	-16.53	43.63	1	Vertical	111	2.71	-	37.56	15.30	49.48

5.925-6.425GHz_802.11be EHT160_Nss1,(MCS0),RU996+RU484+RU242 CP 8_4TX

6025MHz_TX

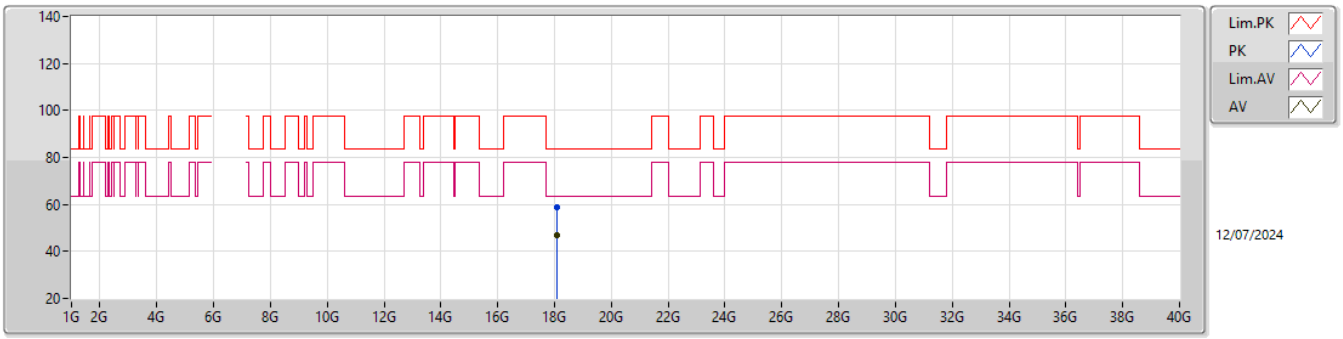

EUT X_4TX
Setting 18.5
04-H-Y-1

Type	Freq	Level	Limit	Margin	Raw	Dist	Condition	Azimuth	Height	Comment	AF	CL	PA
	(Hz)	(dBuV/m)	(dBuV/m)	(dB)	(dBuV)	(m)		(°)	(m)		(dB)	(dB)	(dB)
PK	18.08511G	58.62	83.54	-24.92	55.26	1	Horizontal	234	1.30	-	37.54	15.30	49.48
AV	18.0888G	46.90	63.54	-16.64	43.52	1	Horizontal	234	1.30	-	37.56	15.30	49.48

5.925-6.425GHz_802.11be EHT160_Nss1,(MCS0),RU996+RU484 CP 4_4TX

6025MHz_TX

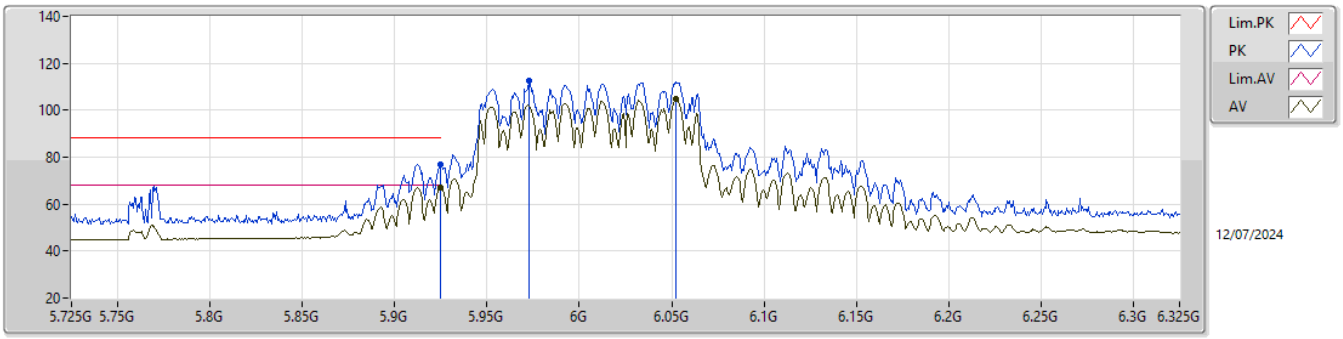

EUT X_4TX
Setting 19
04-H-Y-1-10

Type	Freq	Level	Limit	Margin	Raw	Dist	Condition	Azimuth	Height	Comment	AF	CL	PA
	(Hz)	(dBuV/m)	(dBuV/m)	(dB)	(dBuV)	(m)		(°)	(m)		(dB)	(dB)	(dB)
PK	5.9248G	76.88	88.20	-11.32	78.79	3	Vertical	26	1.89	-	34.85	6.31	43.07
RMS	5.9248G	67.14	68.20	-1.06	69.05	3	Vertical	26	1.89	-	34.85	6.31	43.07
PK	5.9728G	112.50	Inf	-Inf	114.19	3	Vertical	26	1.89	-	35.00	6.36	43.05
RMS	6.0526G	104.81	Inf	-Inf	106.37	3	Vertical	26	1.89	-	35.01	6.44	43.01

5.925-6.425GHz_802.11be EHT160_Nss1,(MCS0),RU996+RU484 CP 4_4TX

6025MHz_TX

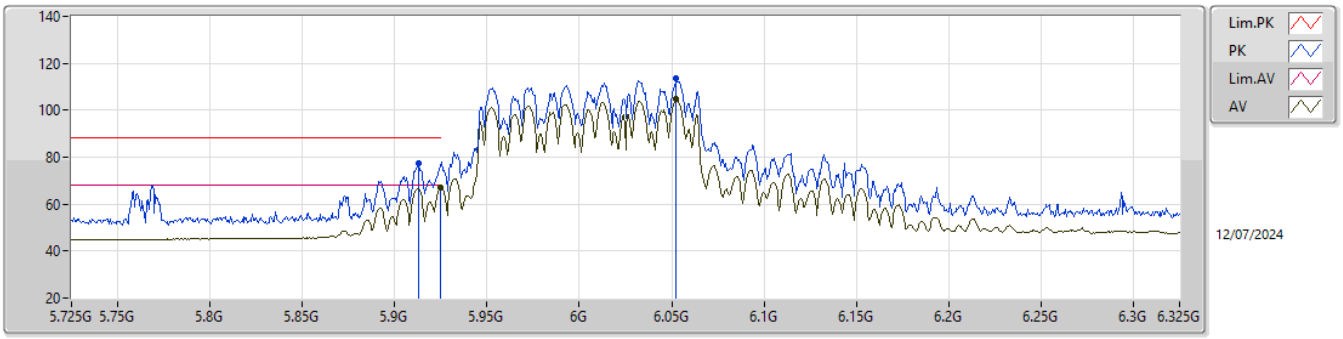

EUT X_4TX
Setting 19
04-H-Y-1-10

Type	Freq	Level	Limit	Margin	Raw	Dist	Condition	Azimuth	Height	Comment	AF	CL	PA
	(Hz)	(dBuV/m)	(dBuV/m)	(dB)	(dBuV)	(m)		(°)	(m)		(dB)	(dB)	(dB)
PK	5.9128G	77.31	88.20	-10.89	79.31	3	Horizontal	28	1.95	-	34.78	6.30	43.08
RMS	5.9248G	67.00	68.20	-1.20	68.91	3	Horizontal	28	1.95	-	34.85	6.31	43.07
PK	6.0526G	113.43	Inf	-Inf	114.99	3	Horizontal	28	1.95	-	35.01	6.44	43.01
RMS	6.0526G	104.70	Inf	-Inf	106.26	3	Horizontal	28	1.95	-	35.01	6.44	43.01

5.925-6.425GHz_802.11be EHT160_Nss1,(MCS0),RU996+RU484 CP 4_4TX

6025MHz_TX

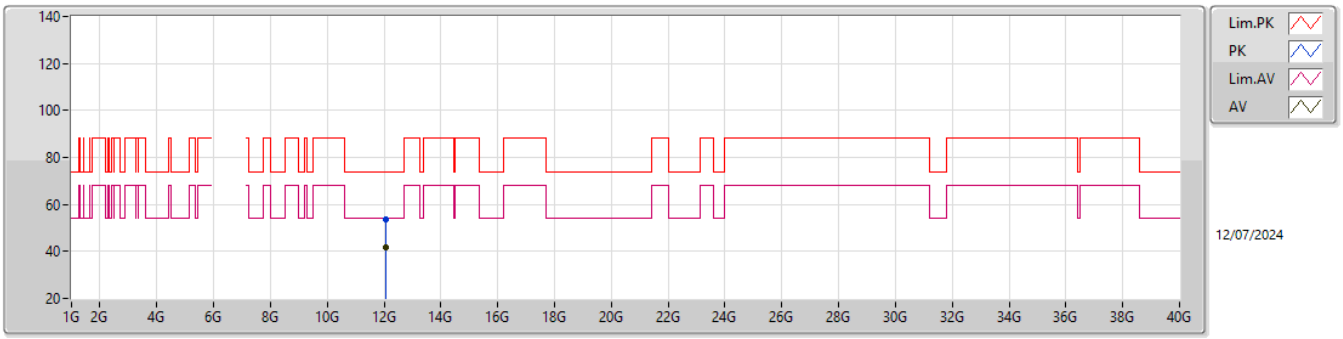

EUT X_4TX
Setting 19
04-H-Y-1

Type	Freq	Level	Limit	Margin	Raw	Dist	Condition	Azimuth	Height	Comment	AF	CL	PA
	(Hz)	(dBuV/m)	(dBuV/m)	(dB)	(dBuV)	(m)		(°)	(m)		(dB)	(dB)	(dB)
PK	12.05069G	53.61	74.00	-20.39	48.27	3	Vertical	23	1.30	-	38.50	9.75	42.91
AV	12.05915G	41.83	54.00	-12.17	36.49	3	Vertical	23	1.30	-	38.50	9.75	42.91

5.925-6.425GHz_802.11be EHT160_Nss1,(MCS0),RU996+RU484 CP 4_4TX

6025MHz_TX

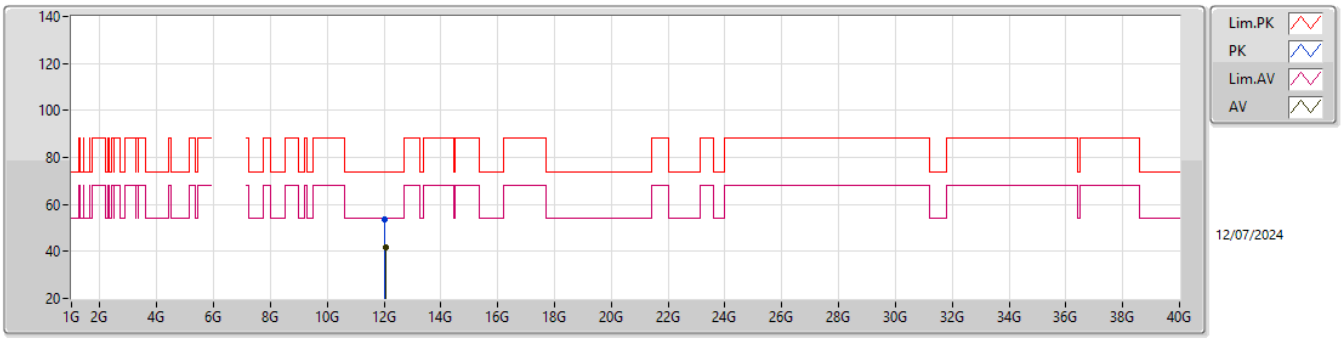

EUT X_4TX
Setting 19
04-H-Y-1

Type	Freq	Level	Limit	Margin	Raw	Dist	Condition	Azimuth	Height	Comment	AF	CL	PA
	(Hz)	(dBuV/m)	(dBuV/m)	(dB)	(dBuV)	(m)		(°)	(m)		(dB)	(dB)	(dB)
PK	12.03788G	53.68	74.00	-20.32	48.32	3	Horizontal	181	2.35	-	38.52	9.74	42.90
AV	12.06176G	41.91	54.00	-12.09	36.57	3	Horizontal	181	2.35	-	38.50	9.75	42.91

5.925-6.425GHz_802.11be EHT160_Nss1,(MCS0),RU996+RU484 CP 4_4TX

6025MHz_TX

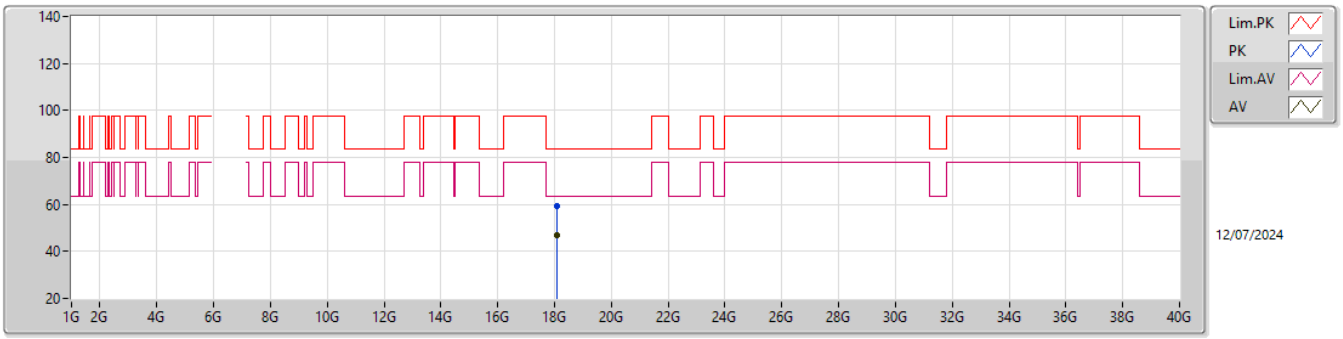

EUT X_4TX
Setting 19
04-H-Y-1

Type	Freq	Level	Limit	Margin	Raw	Dist	Condition	Azimuth	Height	Comment	AF	CL	PA
	(Hz)	(dBuV/m)	(dBuV/m)	(dB)	(dBuV)	(m)		(°)	(m)		(dB)	(dB)	(dB)
PK	18.0888G	59.09	83.54	-24.45	55.71	1	Vertical	99	1.26	-	37.56	15.30	49.48
AV	18.08697G	47.14	63.54	-16.40	43.77	1	Vertical	99	1.26	-	37.55	15.30	49.48

5.925-6.425GHz_802.11be EHT160_Nss1,(MCS0),RU996+RU484 CP 4_4TX

6025MHz_TX

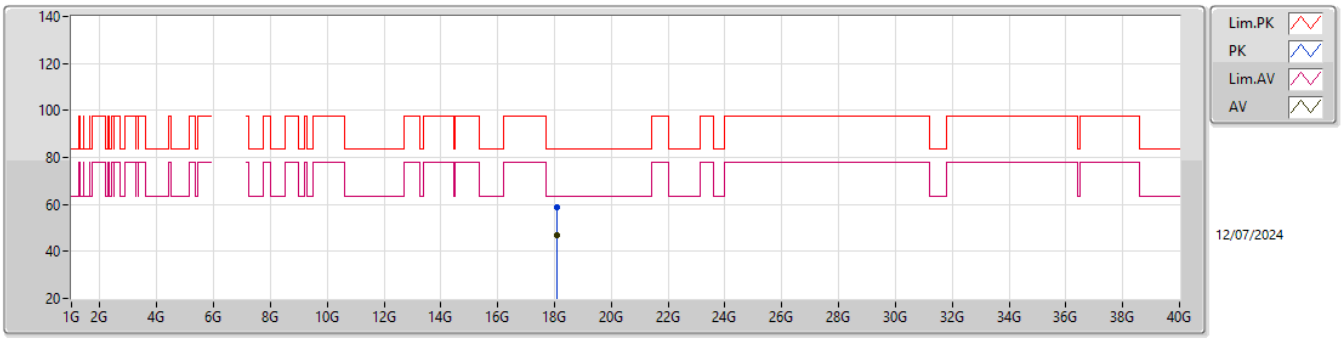

EUT X_4TX
Setting 19
04-H-Y-1

Type	Freq	Level	Limit	Margin	Raw	Dist	Condition	Azimuth	Height	Comment	AF	CL	PA
	(Hz)	(dBuV/m)	(dBuV/m)	(dB)	(dBuV)	(m)		(°)	(m)		(dB)	(dB)	(dB)
PK	18.08235G	58.71	83.54	-24.83	55.36	1	Horizontal	188	1.44	-	37.53	15.30	49.48
AV	18.08826G	47.15	63.54	-16.39	43.78	1	Horizontal	188	1.44	-	37.55	15.30	49.48

Test Mode: Mode 8
Summary

Mode	Result	Type	Freq (Hz)	Level (dBuV/m)	Limit (dBuV/m)	Margin (dB)	Dist (m)	Condition	Azimuth (°)	Height (m)	Comments
5.925-6.425GHz	-	-	-	-	-	-	-	-	-	-	-
802.11be EHT160_Nss1,(MCS0),RU996+RU484+RU242 CP 8_1TX	Pass	RMS	5.924G	67.88	68.20	-0.32	3	Horizontal	338	2.90	-

5.925-6.425GHz_802.11be EHT80_Nss1,(MCS0),RU484+RU242 CP 4_1TX

5985MHz_TX

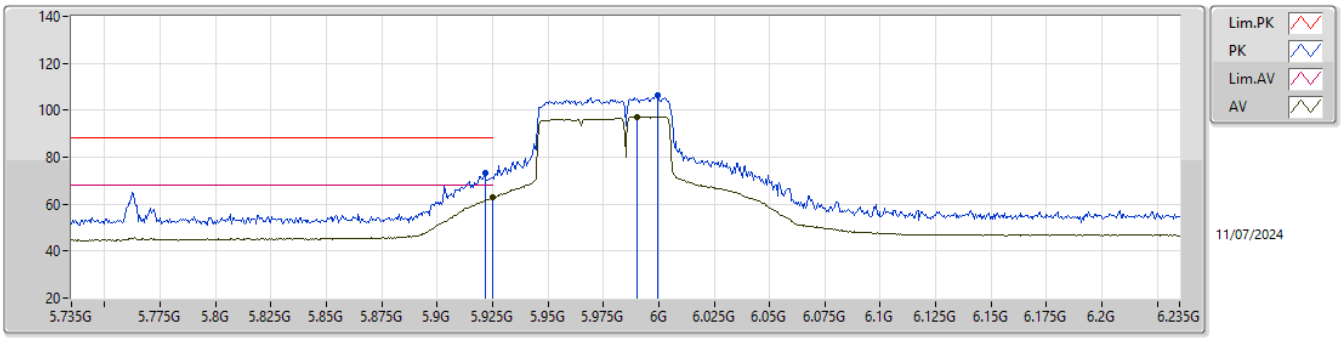

EUT Y_1TX
Setting 20
04-H-G-4-10

Type	Freq	Level	Limit	Margin	Raw	Dist	Condition	Azimuth	Height	Comment	AF	CL	PA
	(Hz)	(dBuV/m)	(dBuV/m)	(dB)	(dBuV)	(m)		(°)	(m)		(dB)	(dB)	(dB)
PK	5.9215G	73.35	88.20	-14.85	75.28	3	Vertical	32	2.55	-	34.83	6.31	43.07
RMS	5.925G	62.87	68.20	-5.33	64.78	3	Vertical	32	2.55	-	34.85	6.31	43.07
PK	5.9995G	106.21	Inf	-Inf	107.86	3	Vertical	32	2.55	-	35.00	6.38	43.03
RMS	5.99G	97.08	Inf	-Inf	98.75	3	Vertical	32	2.55	-	35.00	6.37	43.04

5.925-6.425GHz_802.11be EHT80_Nss1,(MCS0),RU484+RU242 CP 4_1TX

5985MHz_TX

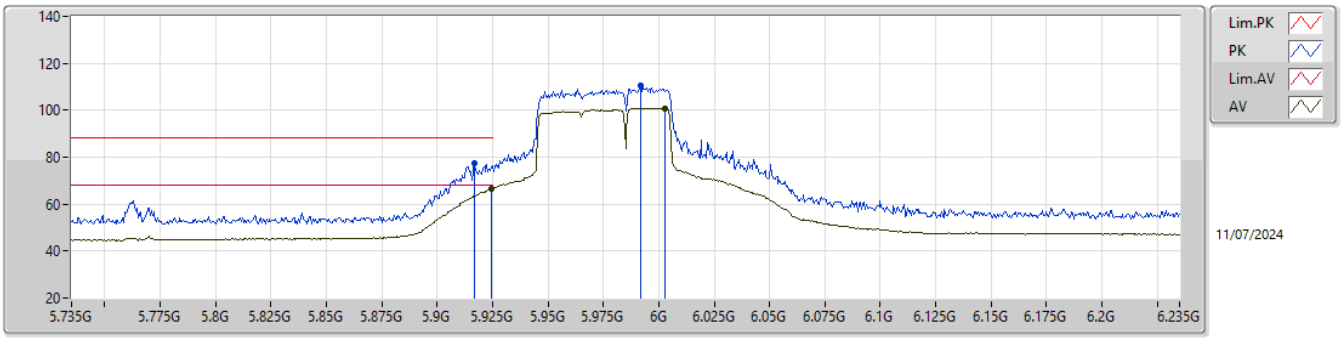

EUT Y_1TX
Setting 20
04-H-G-4-10

Type	Freq	Level	Limit	Margin	Raw	Dist	Condition	Azimuth	Height	Comment	AF	CL	PA
	(Hz)	(dBuV/m)	(dBuV/m)	(dB)	(dBuV)	(m)		(°)	(m)		(dB)	(dB)	(dB)
PK	5.917G	77.16	88.20	-11.04	79.13	3	Horizontal	354	2.84	-	34.80	6.31	43.08
RMS	5.9245G	66.77	68.20	-1.43	68.68	3	Horizontal	354	2.84	-	34.85	6.31	43.07
PK	5.992G	110.27	Inf	-Inf	111.93	3	Horizontal	354	2.84	-	35.00	6.37	43.03
RMS	6.003G	100.84	Inf	-Inf	102.49	3	Horizontal	354	2.84	-	35.00	6.38	43.03

5.925-6.425GHz_802.11be EHT80_Nss1,(MCS0),RU484+RU242 CP 4_1TX

5985MHz_TX

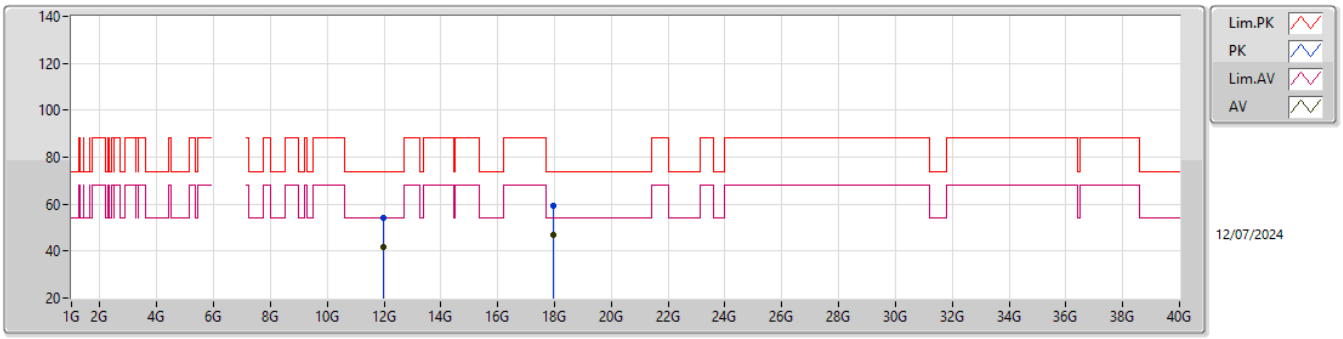

EUT Y_1TX
Setting 20
04-H-Y-1

Type	Freq	Level	Limit	Margin	Raw	Dist	Condition	Azimuth	Height	Comment	AF	CL	PA
	(Hz)	(dBuV/m)	(dBuV/m)	(dB)	(dBuV)	(m)		(°)	(m)		(dB)	(dB)	(dB)
PK	11.97153G	54.13	74.00	-19.87	48.72	3	Vertical	229	1.00	-	38.60	9.72	42.91
AV	11.97735G	41.84	54.00	-12.16	36.42	3	Vertical	229	1.00	-	38.60	9.72	42.90
PK	17.95173G	59.32	74.00	-14.68	46.19	3	Vertical	350	2.88	-	41.60	13.02	41.49
AV	17.95695G	46.87	54.00	-7.13	33.72	3	Vertical	350	2.88	-	41.60	13.03	41.48

5.925-6.425GHz_802.11be EHT80_Nss1,(MCS0),RU484+RU242 CP 4_1TX

5985MHz_TX

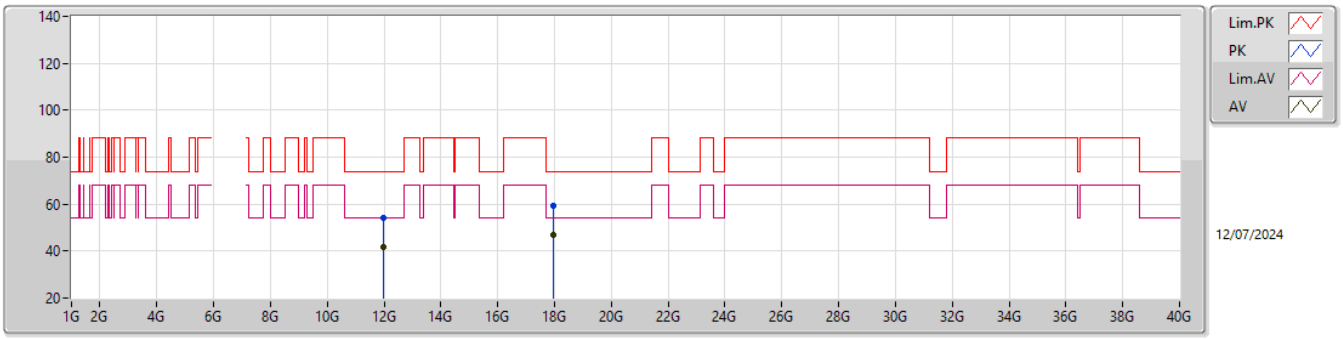

EUT Y_1TX
Setting 20
04-H-Y-1

Type	Freq	Level	Limit	Margin	Raw	Dist	Condition	Azimuth	Height	Comment	AF	CL	PA
	(Hz)	(dBuV/m)	(dBuV/m)	(dB)	(dBuV)	(m)		(°)	(m)		(dB)	(dB)	(dB)
PK	11.97798G	54.16	74.00	-19.84	48.74	3	Horizontal	144	1.94	-	38.60	9.72	42.90
AV	11.98074G	41.81	54.00	-12.19	36.39	3	Horizontal	144	1.94	-	38.60	9.72	42.90
PK	17.94828G	59.08	74.00	-14.92	45.96	3	Horizontal	56	2.85	-	41.60	13.02	41.50
AV	17.96946G	46.86	54.00	-7.14	33.68	3	Horizontal	56	2.85	-	41.60	13.04	41.46

5.925-6.425GHz_802.11be EHT80_Nss1,(MCS0),RU484+RU242 CP 4_1TX

5985MHz_TX

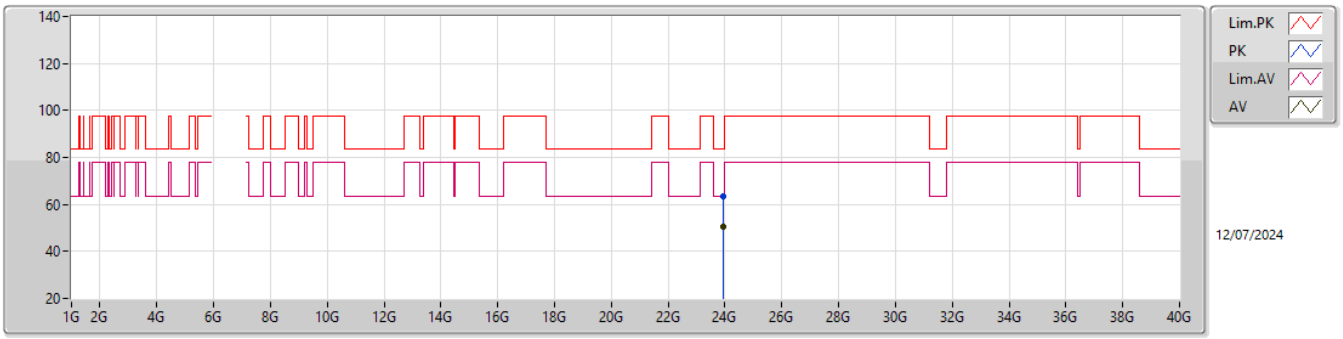

EUT Y_1TX
Setting 20
04-H-Y-1

Type	Freq	Level	Limit	Margin	Raw	Dist	Condition	Azimuth	Height	Comment	AF	CL	PA
	(Hz)	(dBuV/m)	(dBuV/m)	(dB)	(dBuV)	(m)		(°)	(m)		(dB)	(dB)	(dB)
PK	23.94438G	63.32	83.54	-20.22	54.17	1	Vertical	149	2.92	-	38.89	17.38	47.12
AV	23.94516G	50.73	63.54	-12.81	41.58	1	Vertical	149	2.92	-	38.89	17.38	47.12

5.925-6.425GHz_802.11be EHT80_Nss1,(MCS0),RU484+RU242 CP 4_1TX

5985MHz_TX

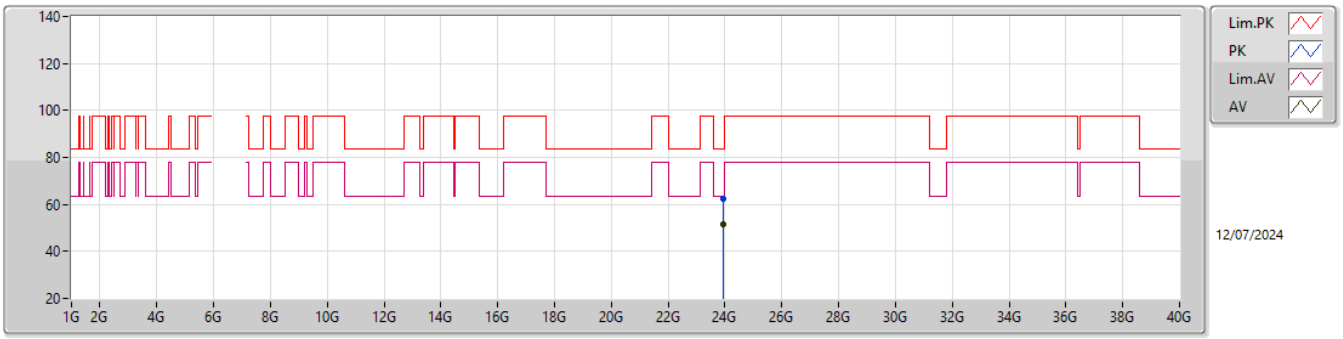

EUT Y_1TX
Setting 20
04-H-Y-1

Type	Freq	Level	Limit	Margin	Raw	Dist	Condition	Azimuth	Height	Comment	AF	CL	PA
	(Hz)	(dBuV/m)	(dBuV/m)	(dB)	(dBuV)	(m)		(°)	(m)		(dB)	(dB)	(dB)
PK	23.93991G	62.39	83.54	-21.15	53.25	1	Horizontal	223	1.70	-	38.88	17.38	47.12
AV	23.94384G	51.68	63.54	-11.86	42.53	1	Horizontal	223	1.70	-	38.89	17.38	47.12

5.925-6.425GHz_802.11be EHT160_Nss1,(MCS0),RU996+RU484+RU242 CP 8_1TX

6025MHz_TX

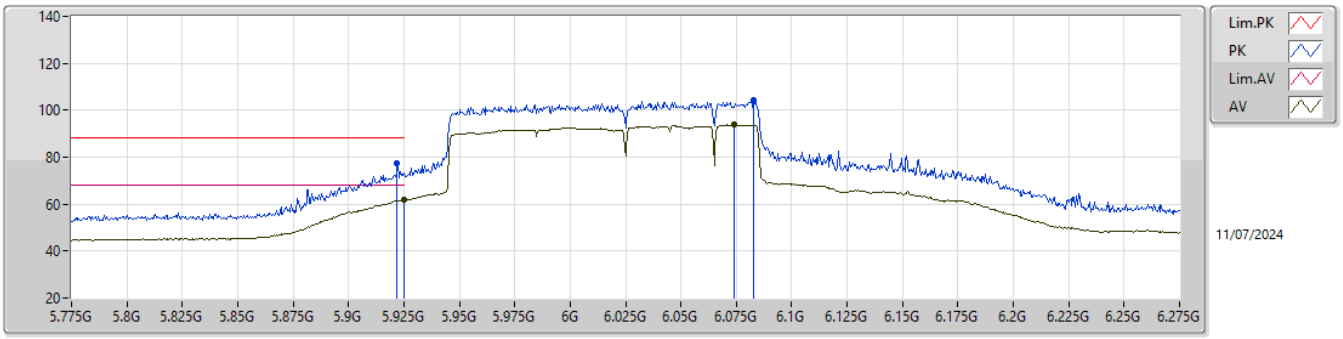

EUT Y_1TX
Setting 20.5
04-H-G-4-10

Type	Freq	Level	Limit	Margin	Raw	Dist	Condition	Azimuth	Height	Comment	AF	CL	PA
	(Hz)	(dBuV/m)	(dBuV/m)	(dB)	(dBuV)	(m)		(°)	(m)		(dB)	(dB)	(dB)
PK	5.922G	77.58	88.20	-10.62	79.51	3	Vertical	2	1.03	-	34.83	6.31	43.07
RMS	5.925G	61.68	68.20	-6.52	63.59	3	Vertical	2	1.03	-	34.85	6.31	43.07
PK	6.083G	104.45	Inf	-Inf	105.90	3	Vertical	2	1.03	-	35.07	6.48	43.00
RMS	6.074G	93.77	Inf	-Inf	95.25	3	Vertical	2	1.03	-	35.05	6.47	43.00

5.925-6.425GHz_802.11be EHT160_Nss1,(MCS0),RU996+RU484+RU242 CP 8_1TX

6025MHz_TX

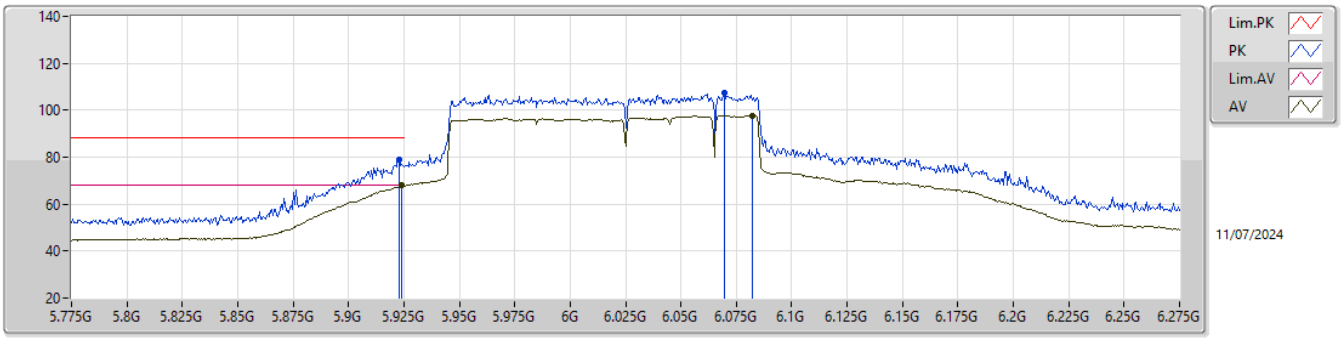

EUT Y_1TX
Setting 20.5
04-H-G-4-10

Type	Freq	Level	Limit	Margin	Raw	Dist	Condition	Azimuth	Height	Comment	AF	CL	PA
	(Hz)	(dBuV/m)	(dBuV/m)	(dB)	(dBuV)	(m)		(°)	(m)		(dB)	(dB)	(dB)
PK	5.923G	78.84	88.20	-9.36	80.76	3	Horizontal	338	2.90	-	34.84	6.31	43.07
RMS	5.924G	67.88	68.20	-0.32	69.80	3	Horizontal	338	2.90	-	34.84	6.31	43.07
PK	6.0695G	107.30	Inf	-Inf	108.81	3	Horizontal	338	2.90	-	35.04	6.46	43.01
RMS	6.0825G	97.71	Inf	-Inf	99.18	3	Horizontal	338	2.90	-	35.06	6.47	43.00

5.925-6.425GHz_802.11be EHT160_Nss1,(MCS0),RU996+RU484+RU242 CP 8_1TX

6025MHz_TX

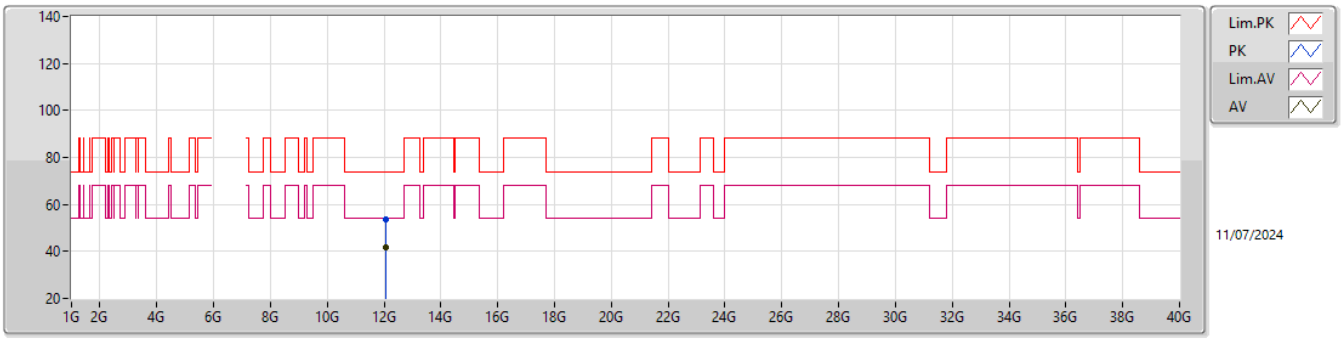

EUT Y_1TX
Setting 20.5
04-H-Y-1

Type	Freq	Level	Limit	Margin	Raw	Dist	Condition	Azimuth	Height	Comment	AF	CL	PA
	(Hz)	(dBuV/m)	(dBuV/m)	(dB)	(dBuV)	(m)		(°)	(m)		(dB)	(dB)	(dB)
PK	12.04967G	53.85	74.00	-20.15	48.51	3	Vertical	242	2.42	-	38.50	9.75	42.91
AV	12.05807G	41.53	54.00	-12.47	36.19	3	Vertical	242	2.42	-	38.50	9.75	42.91

5.925-6.425GHz_802.11be EHT160_Nss1,(MCS0),RU996+RU484+RU242 CP 8_1TX

6025MHz_TX

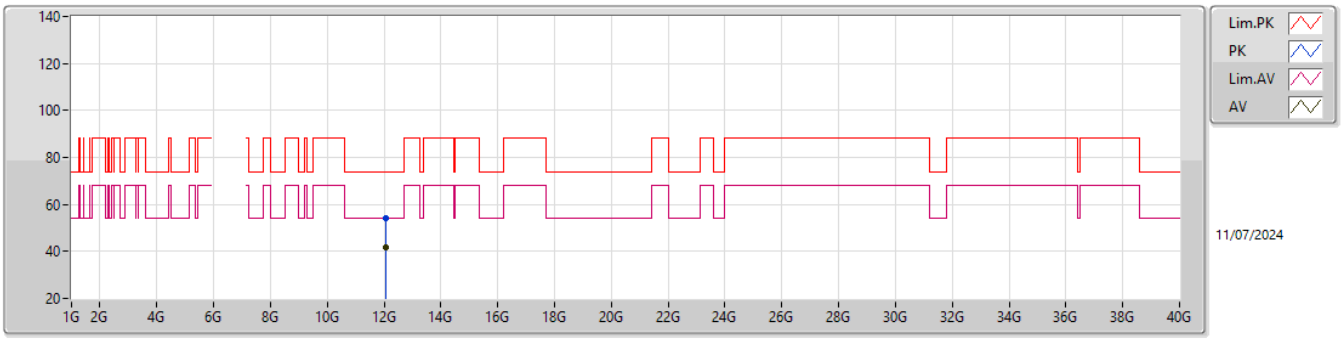

EUT Y_1TX
Setting 20.5
04-H-Y-1

Type	Freq	Level	Limit	Margin	Raw	Dist	Condition	Azimuth	Height	Comment	AF	CL	PA
	(Hz)	(dBuV/m)	(dBuV/m)	(dB)	(dBuV)	(m)		(°)	(m)		(dB)	(dB)	(dB)
PK	12.05189G	54.07	74.00	-19.93	48.73	3	Horizontal	225	1.23	-	38.50	9.75	42.91
AV	12.05024G	41.52	54.00	-12.48	36.18	3	Horizontal	225	1.23	-	38.50	9.75	42.91

5.925-6.425GHz_802.11be EHT160_Nss1,(MCS0),RU996+RU484+RU242 CP 8_1TX

6025MHz_TX

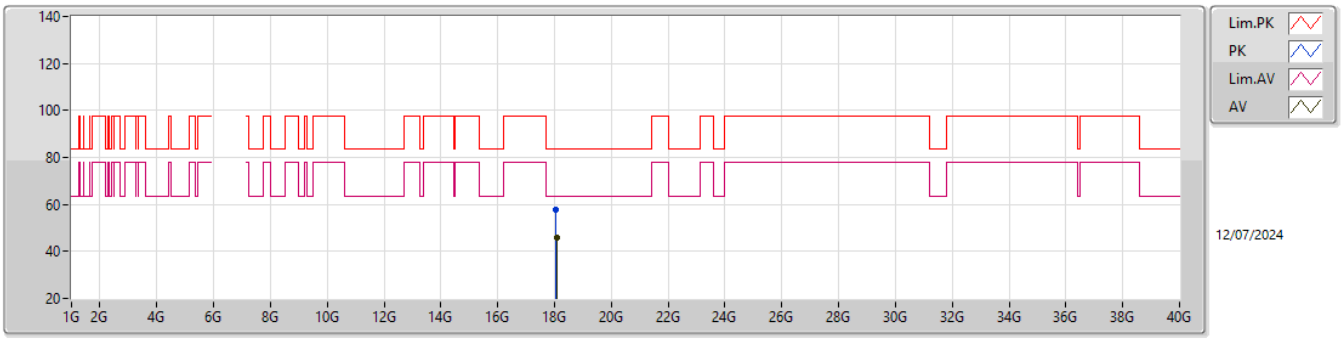

EUT Y_1TX
Setting 20.5
04-H-Y-1

Type	Freq	Level	Limit	Margin	Raw	Dist	Condition	Azimuth	Height	Comment	AF	CL	PA
	(Hz)	(dBuV/m)	(dBuV/m)	(dB)	(dBuV)	(m)		(°)	(m)		(dB)	(dB)	(dB)
PK	18.06294G	57.86	83.54	-25.68	54.58	1	Vertical	299	2.23	-	37.45	15.30	49.47
AV	18.08805G	45.94	63.54	-17.60	42.57	1	Vertical	299	2.23	-	37.55	15.30	49.48

5.925-6.425GHz_802.11be EHT160_Nss1,(MCS0),RU996+RU484+RU242 CP 8_1TX

6025MHz_TX

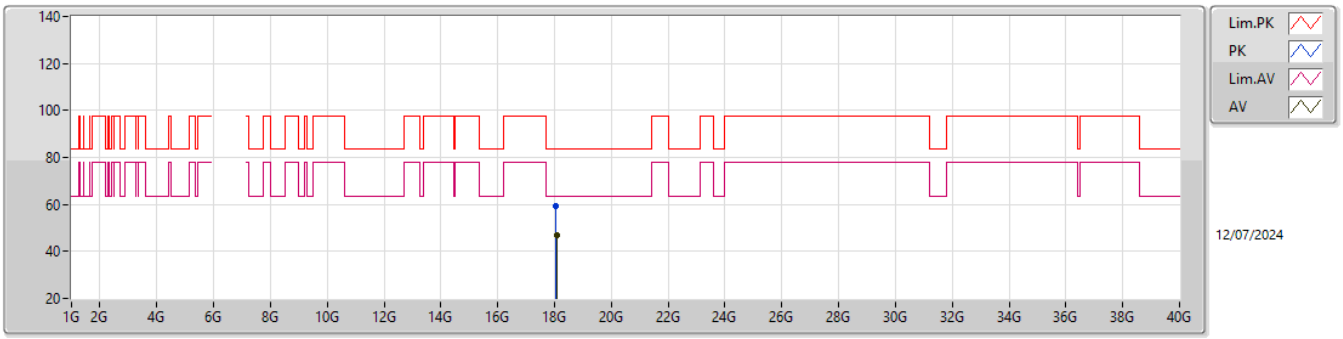

EUT Y_1TX
Setting 20.5
04-H-Y-1

Type	Freq	Level	Limit	Margin	Raw	Dist	Condition	Azimuth	Height	Comment	AF	CL	PA
	(Hz)	(dBuV/m)	(dBuV/m)	(dB)	(dBuV)	(m)		(°)	(m)		(dB)	(dB)	(dB)
PK	18.06216G	59.46	83.54	-24.08	56.18	1	Horizontal	98	2.30	-	37.45	15.30	49.47
AV	18.08826G	46.94	63.54	-16.60	43.57	1	Horizontal	98	2.30	-	37.55	15.30	49.48

5.925-6.425GHz_802.11be EHT160_Nss1,(MCS0),RU996+RU484 CP 4_1TX

6025MHz_TX

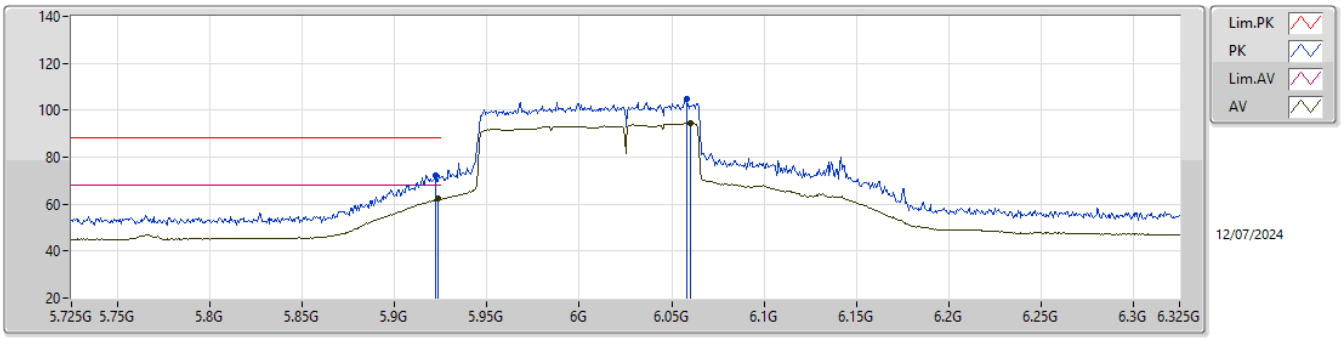

EUT Y_1TX
Setting 20.5
04-H-J-8-10

Type	Freq	Level	Limit	Margin	Raw	Dist	Condition	Azimuth	Height	Comment	AF	CL	PA
	(Hz)	(dBuV/m)	(dBuV/m)	(dB)	(dBuV)	(m)		(°)	(m)		(dB)	(dB)	(dB)
PK	5.9224G	72.30	88.20	-15.90	74.23	3	Vertical	0	1.00	-	34.83	6.31	43.07
RMS	5.9236G	62.19	68.20	-6.01	64.11	3	Vertical	0	1.00	-	34.84	6.31	43.07
PK	6.058G	104.87	Inf	-Inf	106.41	3	Vertical	0	1.00	-	35.02	6.45	43.01
RMS	6.0604G	94.42	Inf	-Inf	95.96	3	Vertical	0	1.00	-	35.02	6.45	43.01

5.925-6.425GHz_802.11be EHT160_Nss1,(MCS0),RU996+RU484 CP 4_1TX

6025MHz_TX

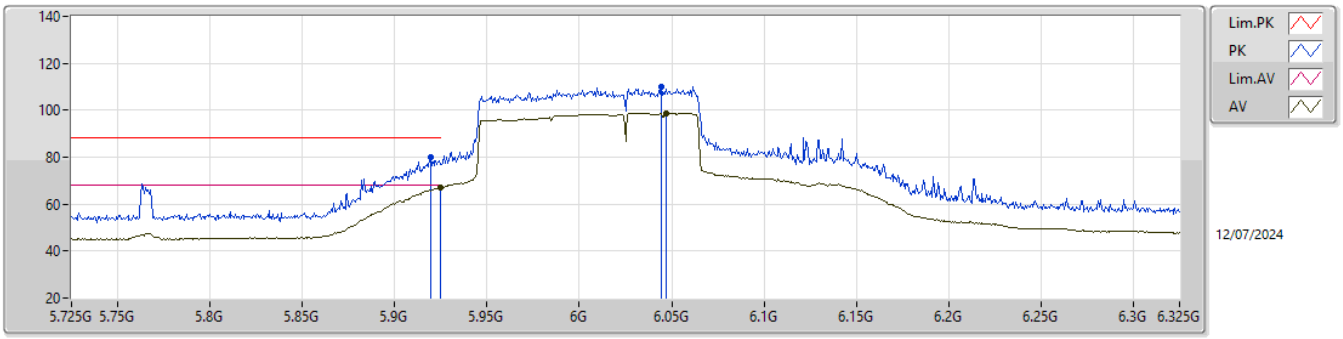

EUT Y_1TX
Setting 20.5
04-H-J-8-10

Type	Freq	Level	Limit	Margin	Raw	Dist	Condition	Azimuth	Height	Comment	AF	CL	PA
	(Hz)	(dBuV/m)	(dBuV/m)	(dB)	(dBuV)	(m)		(°)	(m)		(dB)	(dB)	(dB)
PK	5.9194G	79.86	88.20	-8.34	81.81	3	Horizontal	337	2.82	-	34.82	6.31	43.08
RMS	5.9248G	67.10	68.20	-1.10	69.01	3	Horizontal	337	2.82	-	34.85	6.31	43.07
PK	6.0442G	110.00	Inf	-Inf	111.58	3	Horizontal	337	2.82	-	35.00	6.43	43.01
RMS	6.0472G	98.81	Inf	-Inf	100.39	3	Horizontal	337	2.82	-	35.00	6.43	43.01

5.925-6.425GHz_802.11be EHT160_Nss1,(MCS0),RU996+RU484 CP 4_1TX

6025MHz_TX

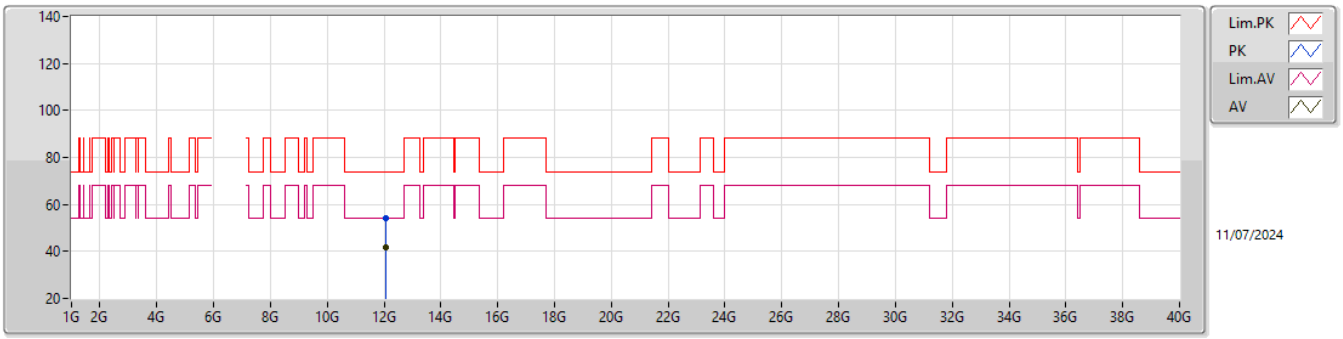

EUT Y_1TX
Setting 20.5
04-H-Y-1

Type	Freq	Level	Limit	Margin	Raw	Dist	Condition	Azimuth	Height	Comment	AF	CL	PA
	(Hz)	(dBuV/m)	(dBuV/m)	(dB)	(dBuV)	(m)		(°)	(m)		(dB)	(dB)	(dB)
PK	12.0617G	53.99	74.00	-20.01	48.65	3	Vertical	121	1.63	-	38.50	9.75	42.91
AV	12.05765G	41.68	54.00	-12.32	36.34	3	Vertical	121	1.63	-	38.50	9.75	42.91

5.925-6.425GHz_802.11be EHT160_Nss1,(MCS0),RU996+RU484 CP 4_1TX

6025MHz_TX

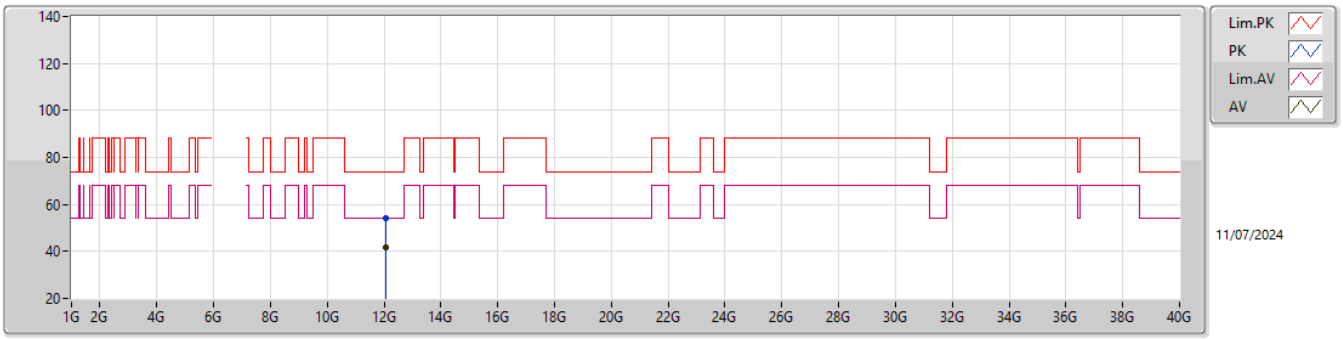

EUT Y_1TX
Setting 20.5
04-H-Y-1

Type	Freq	Level	Limit	Margin	Raw	Dist	Condition	Azimuth	Height	Comment	AF	CL	PA
	(Hz)	(dBuV/m)	(dBuV/m)	(dB)	(dBuV)	(m)		(°)	(m)		(dB)	(dB)	(dB)
PK	12.0611G	53.89	74.00	-20.11	48.55	3	Horizontal	68	2.88	-	38.50	9.75	42.91
AV	12.05498G	41.72	54.00	-12.28	36.38	3	Horizontal	68	2.88	-	38.50	9.75	42.91

5.925-6.425GHz_802.11be EHT160_Nss1,(MCS0),RU996+RU484 CP 4_1TX

6025MHz_TX

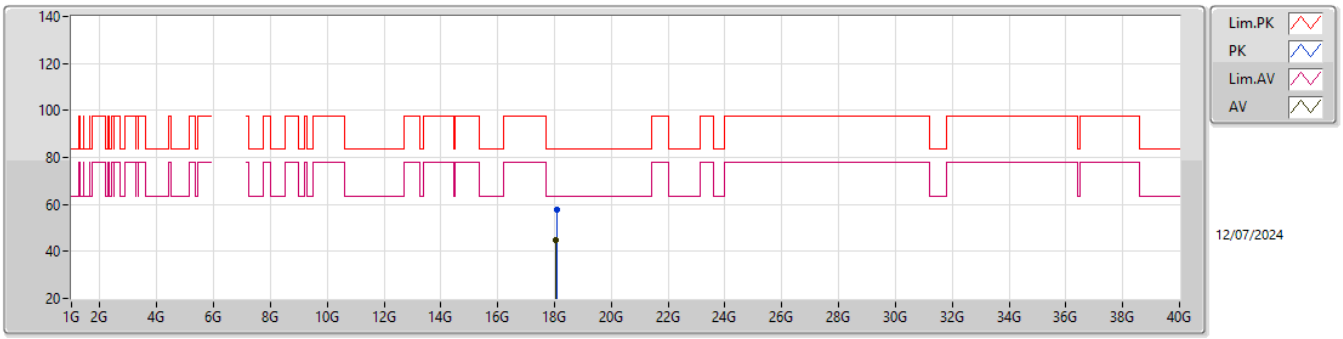

EUT Y_1TX
Setting 20.5
04-H-Y-1

Type	Freq	Level	Limit	Margin	Raw	Dist	Condition	Azimuth	Height	Comment	AF	CL	PA
	(Hz)	(dBuV/m)	(dBuV/m)	(dB)	(dBuV)	(m)		(°)	(m)		(dB)	(dB)	(dB)
PK	18.08913G	57.62	83.54	-25.92	54.24	1	Vertical	349	1.65	-	37.56	15.30	49.48
AV	18.06051G	45.05	63.54	-18.49	41.78	1	Vertical	349	1.65	-	37.44	15.30	49.47

5.925-6.425GHz_802.11be EHT160_Nss1,(MCS0),RU996+RU484 CP 4_1TX

6025MHz_TX

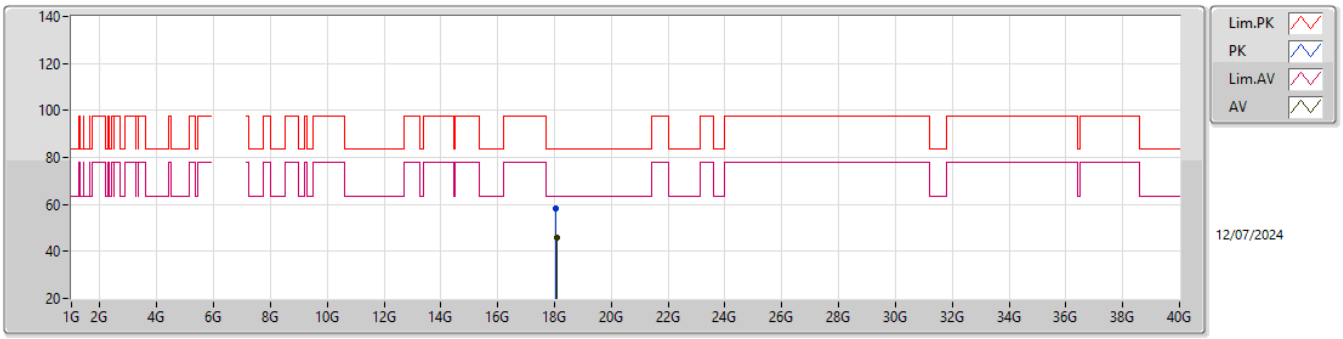

EUT Y_1TX
Setting 20.5
04-H-Y-1

Type	Freq	Level	Limit	Margin	Raw	Dist	Condition	Azimuth	Height	Comment	AF	CL	PA
	(Hz)	(dBuV/m)	(dBuV/m)	(dB)	(dBuV)	(m)		(°)	(m)		(dB)	(dB)	(dB)
PK	18.06198G	58.53	83.54	-25.01	55.25	1	Horizontal	250	2.77	-	37.45	15.30	49.47
AV	18.08985G	46.12	63.54	-17.42	42.74	1	Horizontal	250	2.77	-	37.56	15.30	49.48

5.925-6.425GHz_802.11be EHT320_Nss1,(MCS0),3xRU996+RU484 CP 5_1TX

6105MHz_TX

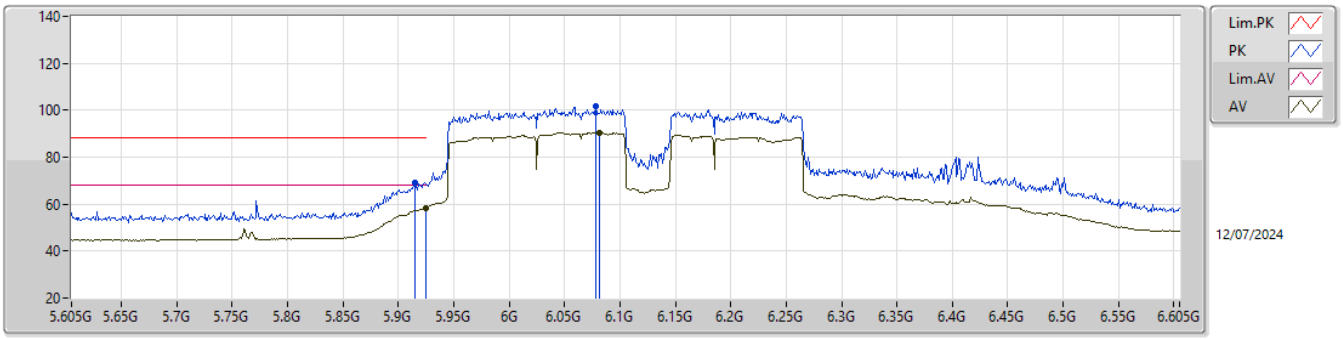

EUT Y_1TX
Setting 20
04-H-J-8-10

Type	Freq	Level	Limit	Margin	Raw	Dist	Condition	Azimuth	Height	Comment	AF	CL	PA
	(Hz)	(dBuV/m)	(dBuV/m)	(dB)	(dBuV)	(m)		(°)	(m)		(dB)	(dB)	(dB)
PK	5.915G	68.92	88.20	-19.28	70.91	3	Vertical	0	1.05	-	34.79	6.30	43.08
RMS	5.925G	58.47	68.20	-9.73	60.38	3	Vertical	0	1.05	-	34.85	6.31	43.07
PK	6.078G	101.98	Inf	-Inf	103.45	3	Vertical	0	1.05	-	35.06	6.47	43.00
RMS	6.081G	90.54	Inf	-Inf	92.01	3	Vertical	0	1.05	-	35.06	6.47	43.00

5.925-6.425GHz_802.11be EHT320_Nss1,(MCS0),3xRU996+RU484 CP 5_1TX

6105MHz_TX

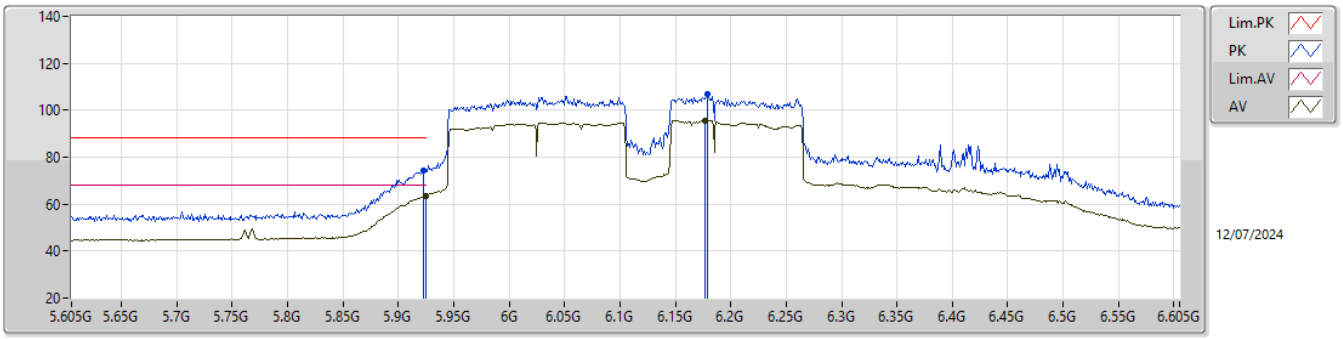

EUT Y_1TX
Setting 20
04-H-J-8-10

Type	Freq	Level	Limit	Margin	Raw	Dist	Condition	Azimuth	Height	Comment	AF	CL	PA
	(Hz)	(dBuV/m)	(dBuV/m)	(dB)	(dBuV)	(m)		(°)	(m)		(dB)	(dB)	(dB)
PK	5.923G	74.42	88.20	-13.78	76.34	3	Horizontal	346	2.82	-	34.84	6.31	43.07
RMS	5.925G	63.70	68.20	-4.50	65.61	3	Horizontal	346	2.82	-	34.85	6.31	43.07
PK	6.179G	106.82	Inf	-Inf	108.04	3	Horizontal	346	2.82	-	35.16	6.59	42.97
RMS	6.177G	95.68	Inf	-Inf	96.92	3	Horizontal	346	2.82	-	35.15	6.58	42.97

5.925-6.425GHz_802.11be EHT320_Nss1,(MCS0),3xRU996+RU484 CP 5_1TX

6105MHz_TX

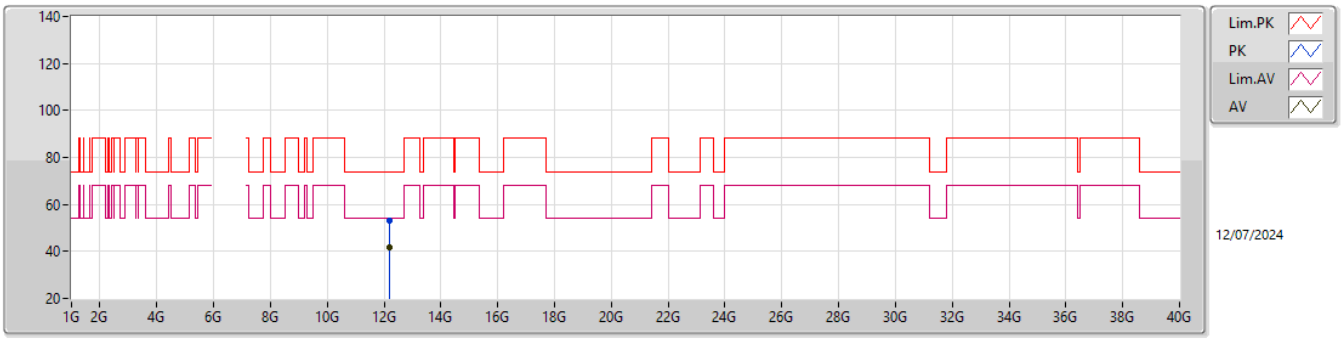

EUT Y_1TX
Setting 20
04-H-Y-1

Type	Freq	Level	Limit	Margin	Raw	Dist	Condition	Azimuth	Height	Comment	AF	CL	PA
	(Hz)	(dBuV/m)	(dBuV/m)	(dB)	(dBuV)	(m)		(°)	(m)		(dB)	(dB)	(dB)
PK	12.20802G	53.27	74.00	-20.73	48.12	3	Vertical	13	1.40	-	38.30	9.81	42.96
AV	12.19647G	41.92	54.00	-12.08	36.76	3	Vertical	13	1.40	-	38.31	9.81	42.96

5.925-6.425GHz_802.11be EHT320_Nss1,(MCS0),3xRU996+RU484 CP 5_1TX

6105MHz_TX

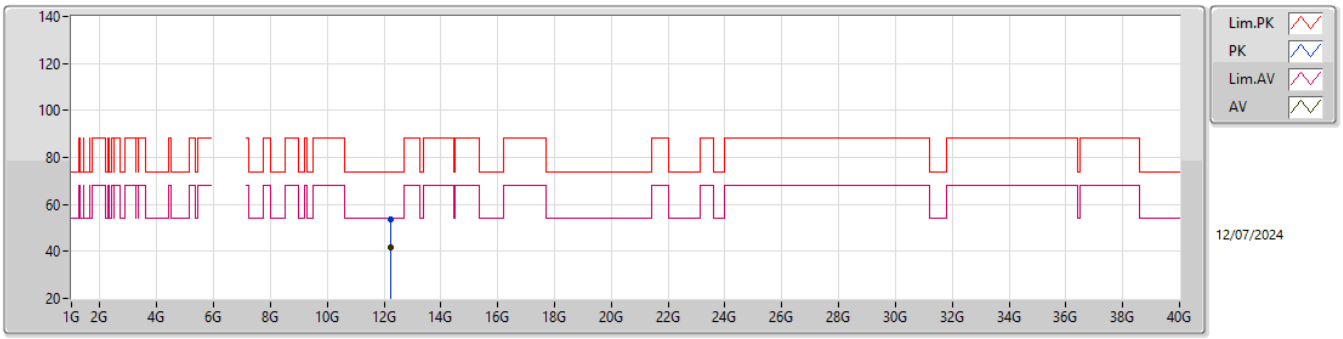

EUT Y_1TX
Setting 20
04-H-Y-1

Type	Freq	Level	Limit	Margin	Raw	Dist	Condition	Azimuth	Height	Comment	AF	CL	PA
	(Hz)	(dBuV/m)	(dBuV/m)	(dB)	(dBuV)	(m)		(°)	(m)		(dB)	(dB)	(dB)
PK	12.21729G	53.68	74.00	-20.32	48.54	3	Horizontal	25	2.18	-	38.30	9.81	42.97
AV	12.22362G	41.90	54.00	-12.10	36.75	3	Horizontal	25	2.18	-	38.30	9.82	42.97

5.925-6.425GHz_802.11be EHT320_Nss1,(MCS0),3xRU996+RU484 CP 5_1TX

6105MHz_TX

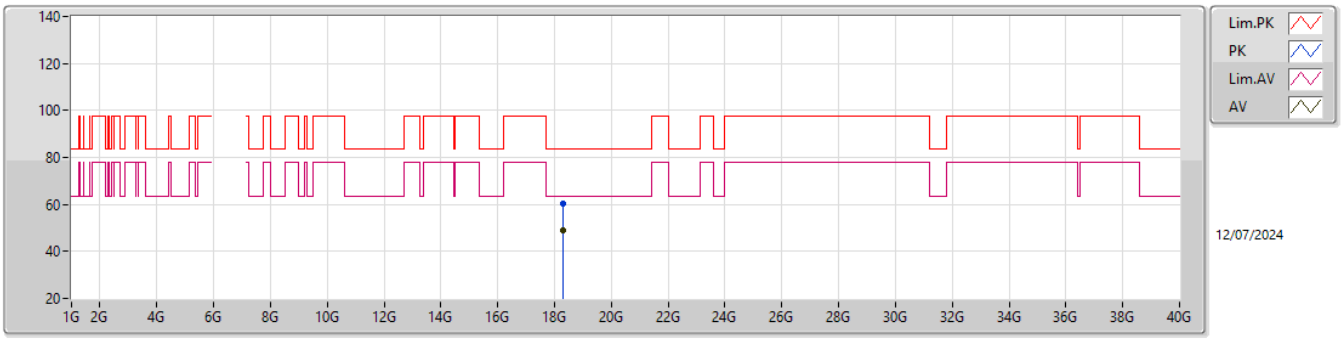

EUT Y_1TX
Setting 20
04-H-Y-1

Type	Freq	Level	Limit	Margin	Raw	Dist	Condition	Azimuth	Height	Comment	AF	CL	PA
	(Hz)	(dBuV/m)	(dBuV/m)	(dB)	(dBuV)	(m)		(°)	(m)		(dB)	(dB)	(dB)
PK	18.30072G	60.48	83.54	-23.06	57.28	1	Vertical	66	1.05	-	37.50	15.28	49.58
AV	18.30753G	48.97	63.54	-14.57	45.78	1	Vertical	66	1.05	-	37.50	15.28	49.59

5.925-6.425GHz_802.11be EHT320_Nss1,(MCS0),3xRU996+RU484 CP 5_1TX

6105MHz_TX

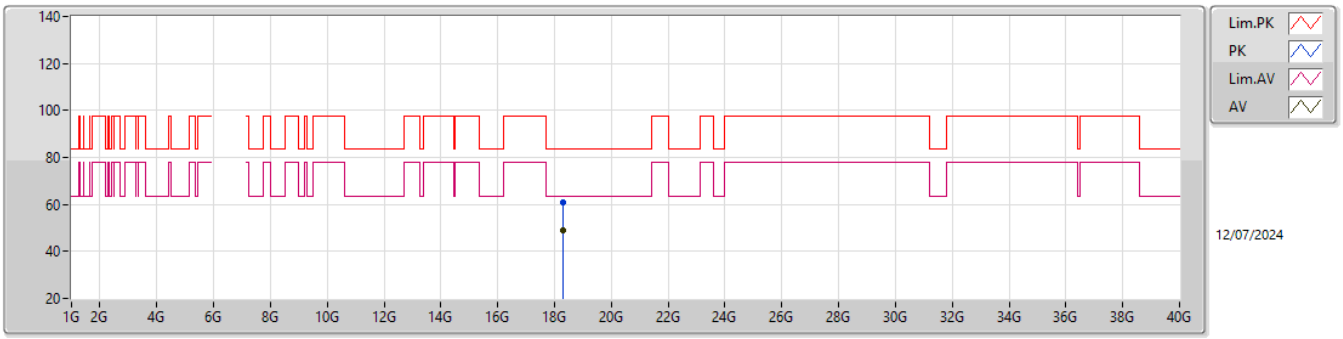

EUT Y_1TX
Setting 20
04-H-Y-1

Type	Freq	Level	Limit	Margin	Raw	Dist	Condition	Azimuth	Height	Comment	AF	CL	PA
	(Hz)	(dBuV/m)	(dBuV/m)	(dB)	(dBuV)	(m)		(°)	(m)		(dB)	(dB)	(dB)
PK	18.30684G	61.07	83.54	-22.47	57.88	1	Horizontal	250	2.69	-	37.50	15.28	49.59
AV	18.31938G	48.98	63.54	-14.56	45.79	1	Horizontal	250	2.69	-	37.50	15.28	49.59

5.925-6.425GHz_802.11be EHT320_Nss1,(MCS0),3xRU996 CP 4_1TX

6105MHz_TX

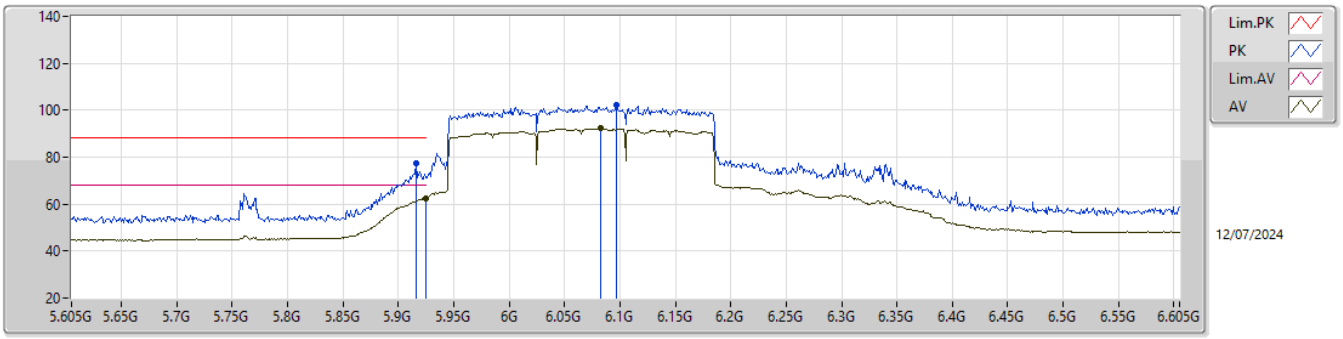

EUT Y_1TX
Setting 21
04-H-J-8-10

Type	Freq	Level	Limit	Margin	Raw	Dist	Condition	Azimuth	Height	Comment	AF	CL	PA
	(Hz)	(dBuV/m)	(dBuV/m)	(dB)	(dBuV)	(m)		(°)	(m)		(dB)	(dB)	(dB)
PK	5.916G	77.32	88.20	-10.88	79.30	3	Vertical	0	1.05	-	34.80	6.30	43.08
RMS	5.925G	62.52	68.20	-5.68	64.43	3	Vertical	0	1.05	-	34.85	6.31	43.07
PK	6.097G	102.26	Inf	-Inf	103.68	3	Vertical	0	1.05	-	35.09	6.49	43.00
RMS	6.082G	92.37	Inf	-Inf	93.84	3	Vertical	0	1.05	-	35.06	6.47	43.00

5.925-6.425GHz_802.11be EHT320_Nss1,(MCS0),3xRU996 CP 4_1TX

6105MHz_TX

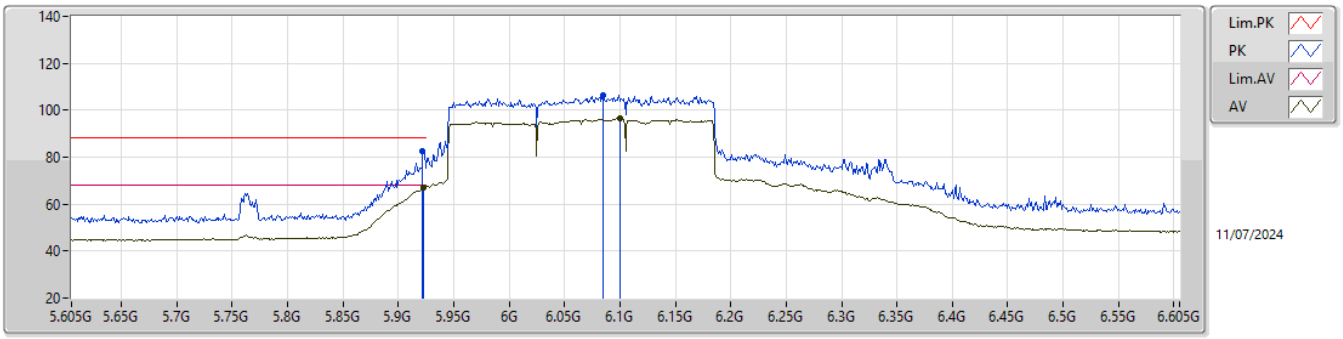

EUT Y_1TX
Setting 21
04-H-J-8-10

Type	Freq	Level	Limit	Margin	Raw	Dist	Condition	Azimuth	Height	Comment	AF	CL	PA
	(Hz)	(dBuV/m)	(dBuV/m)	(dB)	(dBuV)	(m)		(°)	(m)		(dB)	(dB)	(dB)
PK	5.922G	82.49	88.20	-5.71	84.42	3	Horizontal	340	2.89	-	34.83	6.31	43.07
RMS	5.923G	67.00	68.20	-1.20	68.92	3	Horizontal	340	2.89	-	34.84	6.31	43.07
PK	6.085G	106.30	Inf	-Inf	107.75	3	Horizontal	340	2.89	-	35.07	6.48	43.00
RMS	6.1G	96.50	Inf	-Inf	97.90	3	Horizontal	340	2.89	-	35.10	6.50	43.00

5.925-6.425GHz_802.11be EHT320_Nss1,(MCS0),3xRU996 CP 4_1TX

6105MHz_TX

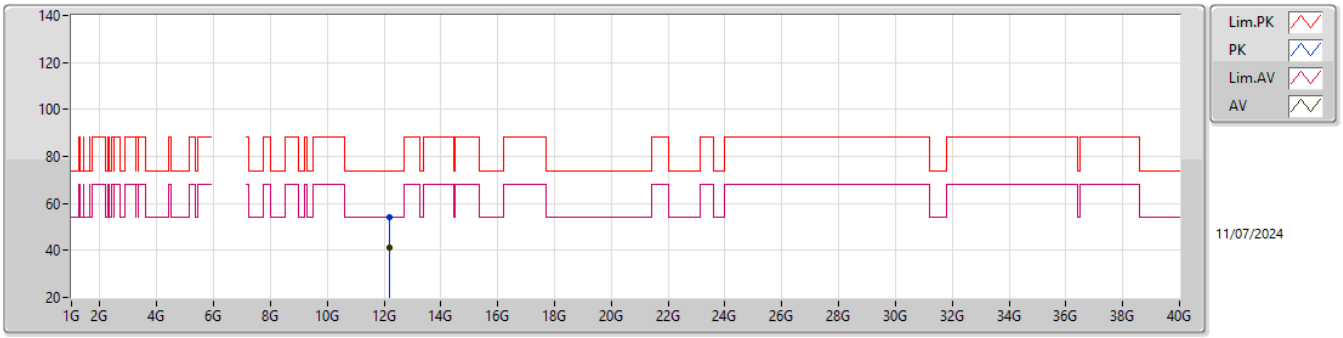

EUT Y_1TX
Setting 21
04-H-Y-1

Type	Freq	Level	Limit	Margin	Raw	Dist	Condition	Azimuth	Height	Comment	AF	CL	PA
	(Hz)	(dBuV/m)	(dBuV/m)	(dB)	(dBuV)	(m)		(°)	(m)		(dB)	(dB)	(dB)
PK	12.19551G	53.89	74.00	-20.11	48.73	3	Vertical	202	2.80	-	38.31	9.81	42.96
AV	12.20946G	41.43	54.00	-12.57	36.29	3	Vertical	202	2.80	-	38.30	9.81	42.97

5.925-6.425GHz_802.11be EHT320_Nss1,(MCS0),3xRU996 CP 4_1TX

6105MHz_TX

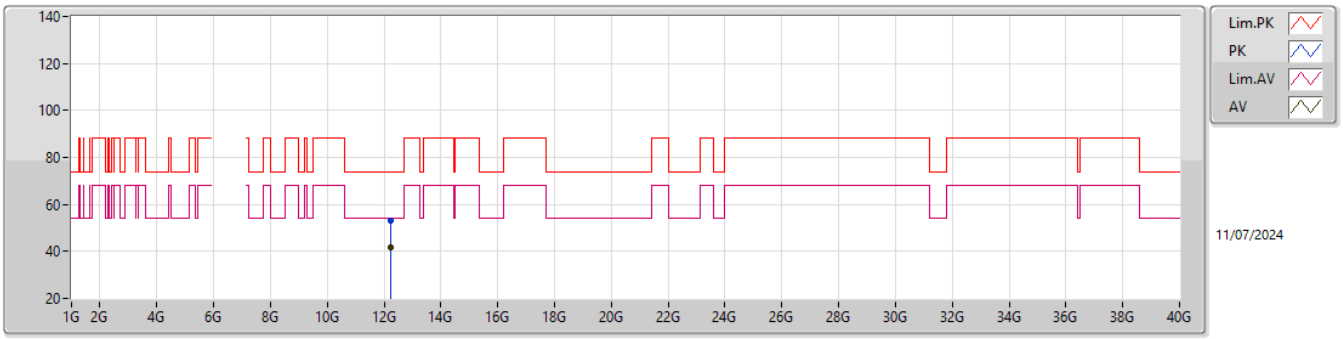

EUT Y_1TX
Setting 21
04-H-Y-1

Type	Freq	Level	Limit	Margin	Raw	Dist	Condition	Azimuth	Height	Comment	AF	CL	PA
	(Hz)	(dBuV/m)	(dBuV/m)	(dB)	(dBuV)	(m)		(°)	(m)		(dB)	(dB)	(dB)
PK	12.21879G	53.34	74.00	-20.66	48.20	3	Horizontal	271	1.77	-	38.30	9.81	42.97
AV	12.21321G	41.49	54.00	-12.51	36.35	3	Horizontal	271	1.77	-	38.30	9.81	42.97

5.925-6.425GHz_802.11be EHT320_Nss1,(MCS0),3xRU996 CP 4_1TX

6105MHz_TX

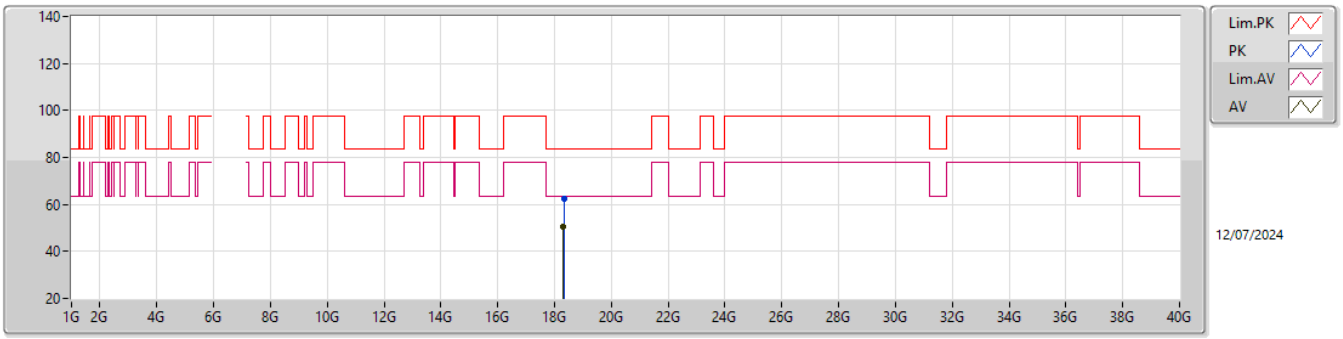

EUT Y_1TX
Setting 21
04-H-Y-1

Type	Freq	Level	Limit	Margin	Raw	Dist	Condition	Azimuth	Height	Comment	AF	CL	PA
	(Hz)	(dBuV/m)	(dBuV/m)	(dB)	(dBuV)	(m)		(°)	(m)		(dB)	(dB)	(dB)
PK	18.32832G	62.59	83.54	-20.95	59.41	1	Vertical	203	2.04	-	37.50	15.28	49.60
AV	18.31668G	50.57	63.54	-12.97	47.38	1	Vertical	203	2.04	-	37.50	15.28	49.59

5.925-6.425GHz_802.11be EHT320_Nss1,(MCS0),3xRU996 CP 4_1TX

6105MHz_TX

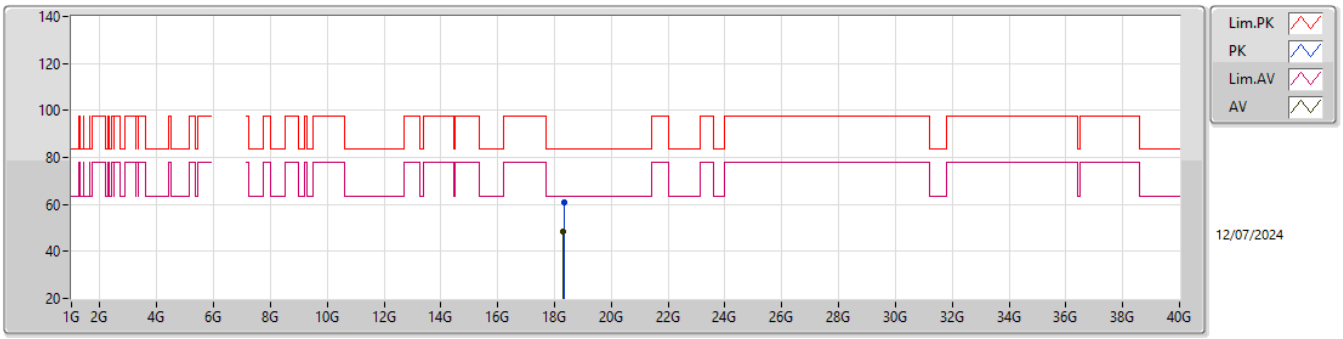

EUT Y_1TX
Setting 21
04-H-Y-1

Type	Freq	Level	Limit	Margin	Raw	Dist	Condition	Azimuth	Height	Comment	AF	CL	PA
	(Hz)	(dBuV/m)	(dBuV/m)	(dB)	(dBuV)	(m)		(°)	(m)		(dB)	(dB)	(dB)
PK	18.32862G	60.95	83.54	-22.59	57.77	1	Horizontal	319	1.50	-	37.50	15.28	49.60
AV	18.3189G	48.57	63.54	-14.97	45.38	1	Horizontal	319	1.50	-	37.50	15.28	49.59

5.925-6.425GHz_802.11be EHT320_Nss1,(MCS0),2xRU996+RU484 CP 6_1TX

6105MHz_TX

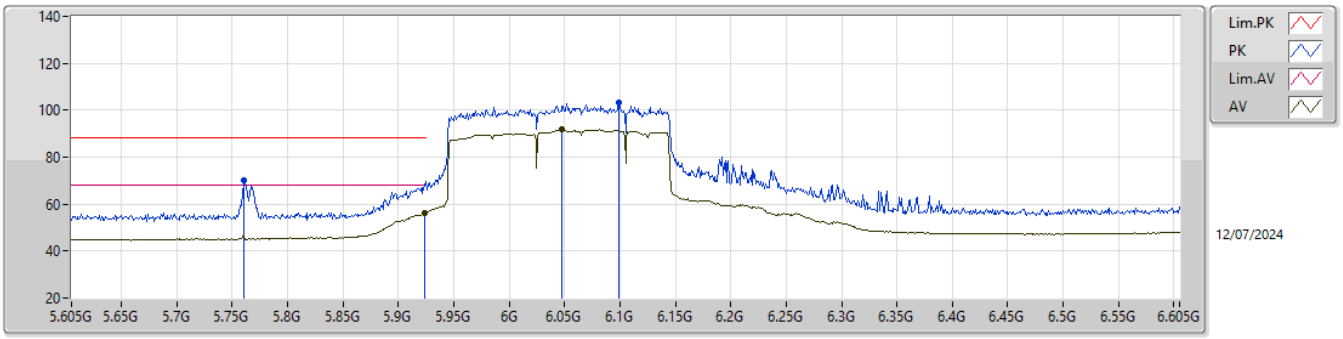

EUT Y_1TX
Setting 21
04-H-J-8-10

Type	Freq	Level	Limit	Margin	Raw	Dist	Condition	Azimuth	Height	Comment	AF	CL	PA
	(Hz)	(dBuV/m)	(dBuV/m)	(dB)	(dBuV)	(m)		(°)	(m)		(dB)	(dB)	(dB)
PK	5.761G	70.01	88.20	-18.19	72.93	3	Vertical	0	1.05	-	34.04	6.20	43.16
RMS	5.924G	56.29	68.20	-11.91	58.21	3	Vertical	0	1.05	-	34.84	6.31	43.07
PK	6.099G	103.05	Inf	-Inf	104.46	3	Vertical	0	1.05	-	35.10	6.49	43.00
RMS	6.047G	91.72	Inf	-Inf	93.30	3	Vertical	0	1.05	-	35.00	6.43	43.01

5.925-6.425GHz_802.11be EHT320_Nss1,(MCS0),2xRU996+RU484 CP 6_1TX

6105MHz_TX

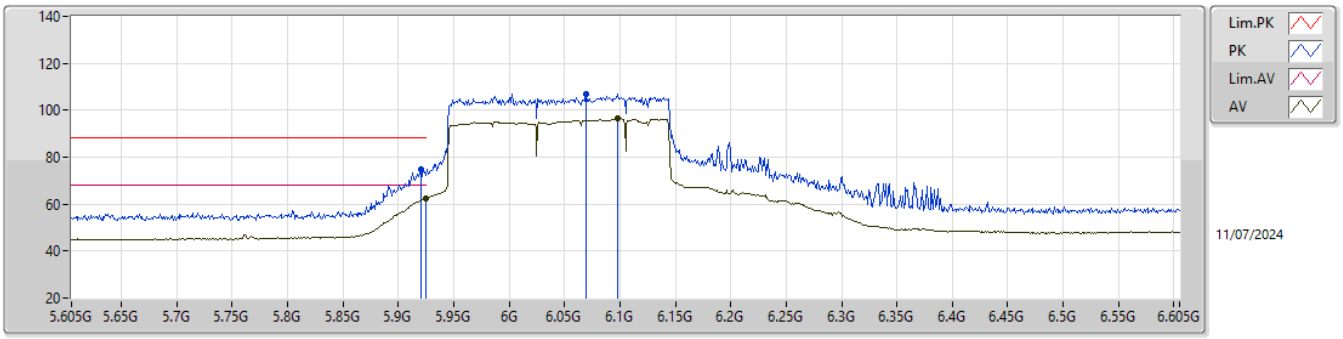

EUT Y_1TX
Setting 21
04-H-J-8-10

Type	Freq	Level	Limit	Margin	Raw	Dist	Condition	Azimuth	Height	Comment	AF	CL	PA
	(Hz)	(dBuV/m)	(dBuV/m)	(dB)	(dBuV)	(m)		(°)	(m)		(dB)	(dB)	(dB)
PK	5.92G	74.57	88.20	-13.63	76.51	3	Horizontal	339	2.88	-	34.82	6.31	43.07
RMS	5.925G	62.63	68.20	-5.57	64.54	3	Horizontal	339	2.88	-	34.85	6.31	43.07
PK	6.069G	107.06	Inf	-Inf	108.57	3	Horizontal	339	2.88	-	35.04	6.46	43.01
RMS	6.098G	96.47	Inf	-Inf	97.88	3	Horizontal	339	2.88	-	35.10	6.49	43.00

5.925-6.425GHz_802.11be EHT320_Nss1,(MCS0),2xRU996+RU484 CP 6_1TX

6105MHz_TX

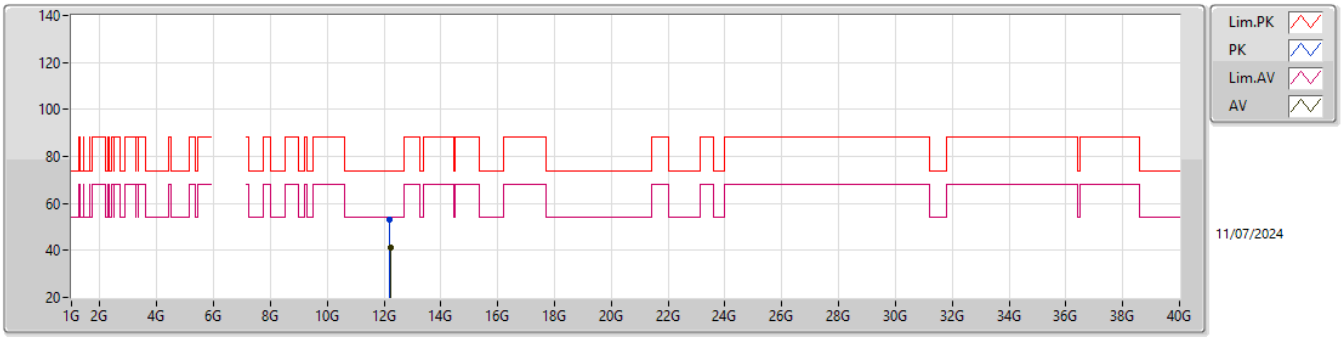

EUT Y_1TX
Setting 21
04-H-Y-1

Type	Freq	Level	Limit	Margin	Raw	Dist	Condition	Azimuth	Height	Comment	AF	CL	PA
	(Hz)	(dBuV/m)	(dBuV/m)	(dB)	(dBuV)	(m)		(°)	(m)		(dB)	(dB)	(dB)
PK	12.21108G	53.24	74.00	-20.76	48.10	3	Vertical	92	2.33	-	38.30	9.81	42.97
AV	12.21666G	41.43	54.00	-12.57	36.29	3	Vertical	92	2.33	-	38.30	9.81	42.97

5.925-6.425GHz_802.11be EHT320_Nss1,(MCS0),2xRU996+RU484 CP 6_1TX

6105MHz_TX

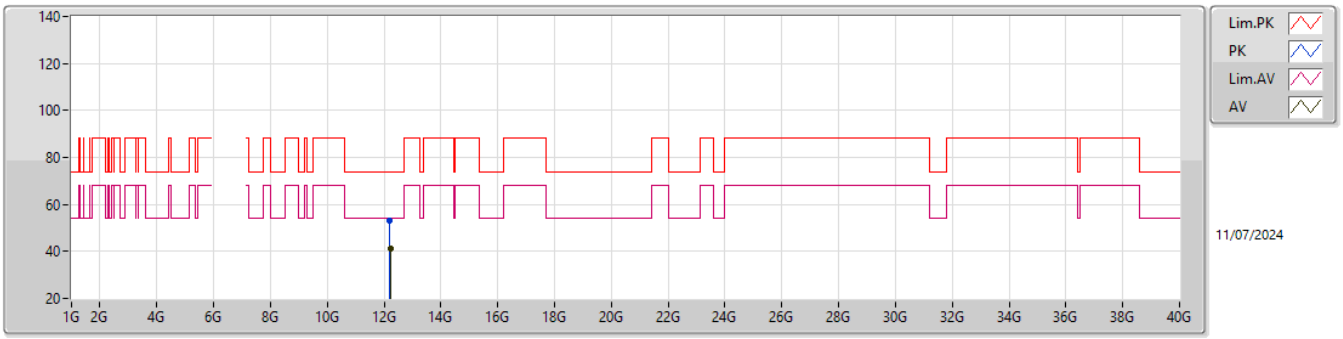

EUT Y_1TX
Setting 21
04-H-Y-1

Type	Freq	Level	Limit	Margin	Raw	Dist	Condition	Azimuth	Height	Comment	AF	CL	PA
	(Hz)	(dBuV/m)	(dBuV/m)	(dB)	(dBuV)	(m)		(°)	(m)		(dB)	(dB)	(dB)
PK	12.20085G	53.16	74.00	-20.84	48.01	3	Horizontal	15	1.25	-	38.30	9.81	42.96
AV	12.21408G	41.43	54.00	-12.57	36.29	3	Horizontal	15	1.25	-	38.30	9.81	42.97

5.925-6.425GHz_802.11be EHT320_Nss1,(MCS0),2xRU996+RU484 CP 6_1TX

6105MHz_TX

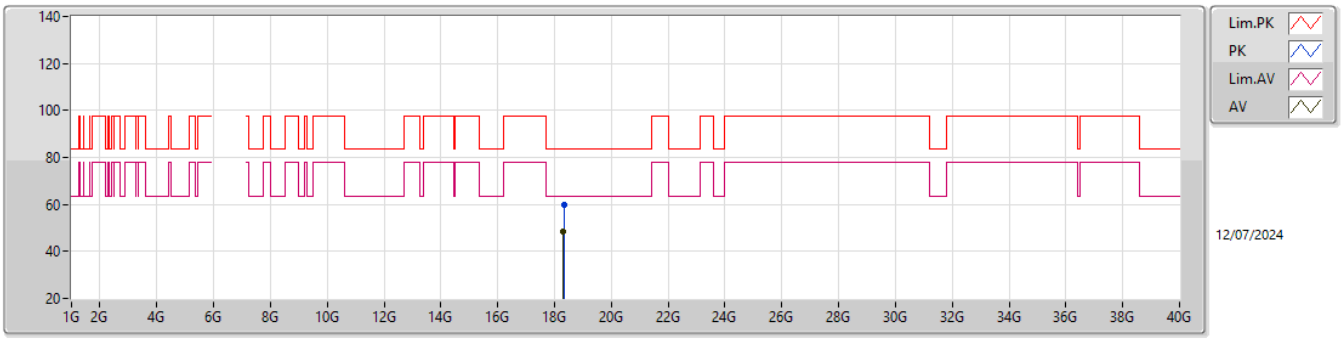

EUT Y_1TX
Setting 21
04-H-Y-1

Type	Freq	Level	Limit	Margin	Raw	Dist	Condition	Azimuth	Height	Comment	AF	CL	PA
	(Hz)	(dBuV/m)	(dBuV/m)	(dB)	(dBuV)	(m)		(°)	(m)		(dB)	(dB)	(dB)
PK	18.3258G	59.92	83.54	-23.62	56.74	1	Vertical	350	2.79	-	37.50	15.28	49.60
AV	18.31764G	48.57	63.54	-14.97	45.38	1	Vertical	350	2.79	-	37.50	15.28	49.59

5.925-6.425GHz_802.11be EHT320_Nss1,(MCS0),2xRU996+RU484 CP 6_1TX

6105MHz_TX

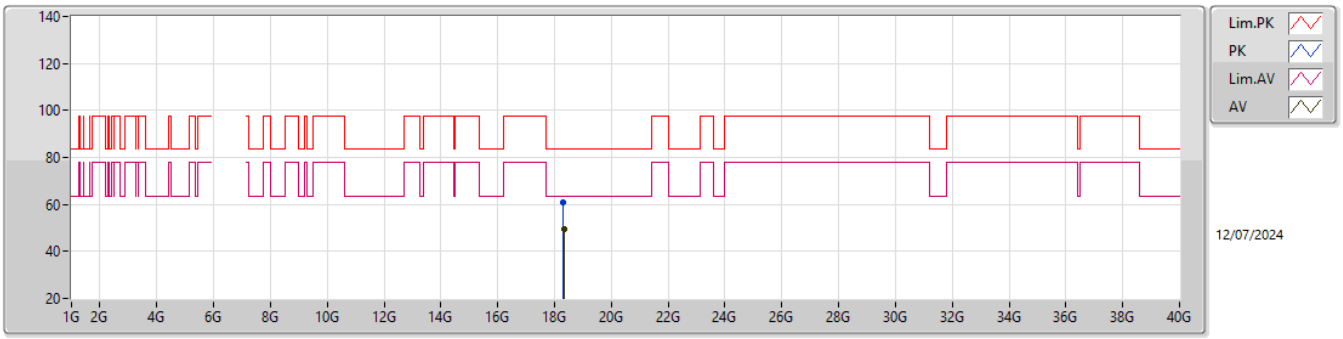

EUT Y_1TX
Setting 21
04-H-Y-1

Type	Freq	Level	Limit	Margin	Raw	Dist	Condition	Azimuth	Height	Comment	AF	CL	PA
	(Hz)	(dBuV/m)	(dBuV/m)	(dB)	(dBuV)	(m)		(°)	(m)		(dB)	(dB)	(dB)
PK	18.30894G	60.92	83.54	-22.62	57.73	1	Horizontal	111	1.34	-	37.50	15.28	49.59
AV	18.32175G	49.48	63.54	-14.06	46.29	1	Horizontal	111	1.34	-	37.50	15.28	49.59

5.925-6.425GHz_802.11be EHT80_Nss1,(MCS0),RU484+RU242 CP 4_2TX

5985MHz_TX

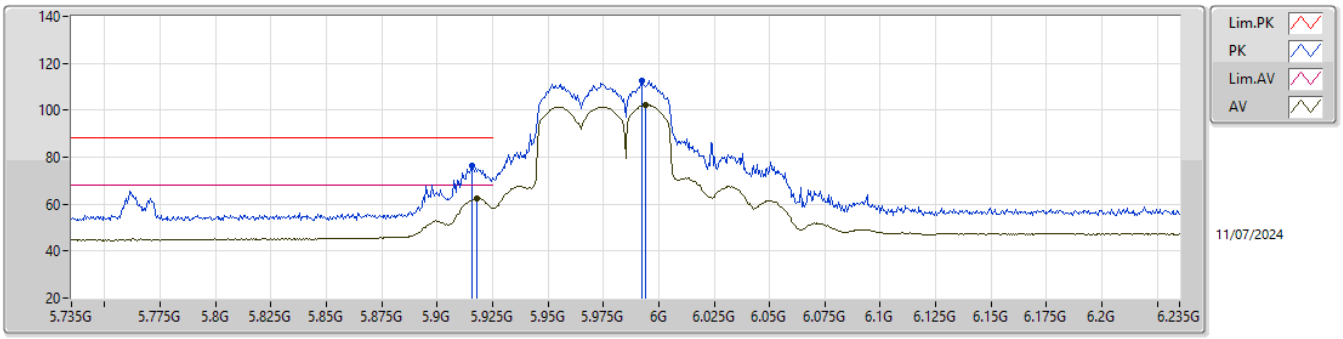

EUT Y_2TX
Setting 18.5
04-H-G-4-10

Type	Freq	Level	Limit	Margin	Raw	Dist	Condition	Azimuth	Height	Comment	AF	CL	PA
	(Hz)	(dBuV/m)	(dBuV/m)	(dB)	(dBuV)	(m)		(°)	(m)		(dB)	(dB)	(dB)
PK	5.9155G	76.20	88.20	-12.00	78.19	3	Vertical	350	2.09	-	34.79	6.30	43.08
RMS	5.918G	62.40	68.20	-5.80	64.36	3	Vertical	350	2.09	-	34.81	6.31	43.08
PK	5.9925G	112.67	Inf	-Inf	114.33	3	Vertical	350	2.09	-	35.00	6.37	43.03
RMS	5.994G	102.31	Inf	-Inf	103.97	3	Vertical	350	2.09	-	35.00	6.37	43.03

5.925-6.425GHz_802.11be EHT80_Nss1,(MCS0),RU484+RU242 CP 4_2TX

5985MHz_TX

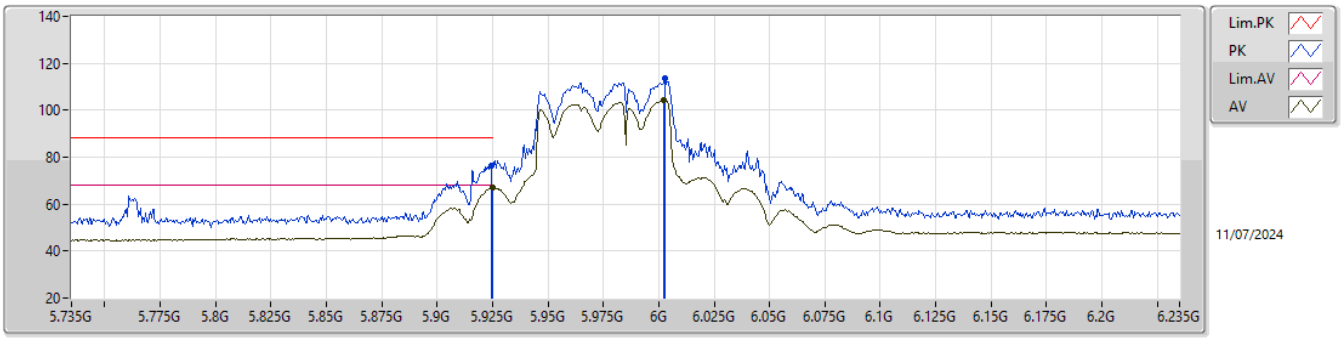

EUT Y_2TX
Setting 18.5
04-H-G-4-10

Type	Freq	Level	Limit	Margin	Raw	Dist	Condition	Azimuth	Height	Comment	AF	CL	PA
	(Hz)	(dBuV/m)	(dBuV/m)	(dB)	(dBuV)	(m)		(°)	(m)		(dB)	(dB)	(dB)
PK	5.9245G	76.57	88.20	-11.63	78.48	3	Horizontal	351	2.84	-	34.85	6.31	43.07
RMS	5.925G	67.10	68.20	-1.10	69.01	3	Horizontal	351	2.84	-	34.85	6.31	43.07
PK	6.003G	113.76	Inf	-Inf	115.41	3	Horizontal	351	2.84	-	35.00	6.38	43.03
RMS	6.002G	104.10	Inf	-Inf	105.75	3	Horizontal	351	2.84	-	35.00	6.38	43.03

5.925-6.425GHz_802.11be EHT80_Nss1,(MCS0),RU484+RU242 CP 4_2TX

5985MHz_TX

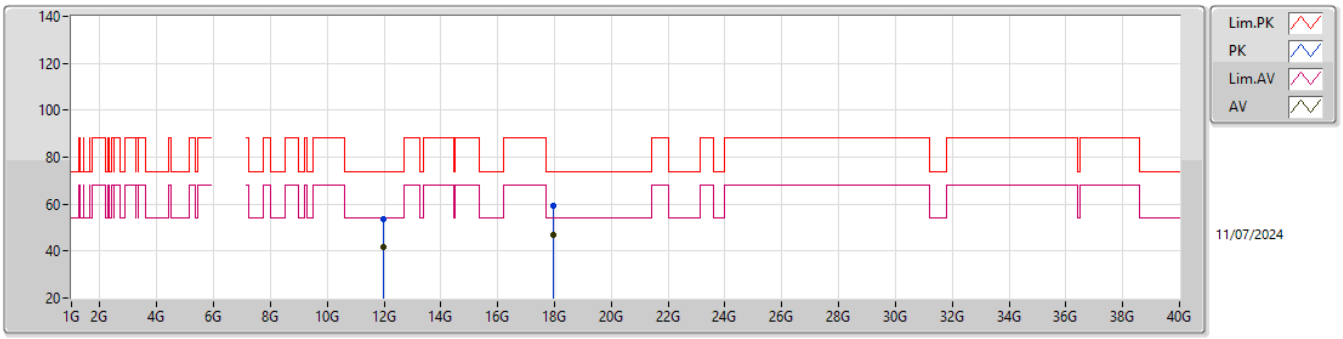

EUT Y_2TX
Setting 18.5
04-H-Y-1

Type	Freq	Level	Limit	Margin	Raw	Dist	Condition	Azimuth	Height	Comment	AF	CL	PA
	(Hz)	(dBuV/m)	(dBuV/m)	(dB)	(dBuV)	(m)		(°)	(m)		(dB)	(dB)	(dB)
PK	11.96373G	53.81	74.00	-20.19	48.41	3	Vertical	141	1.85	-	38.60	9.71	42.91
AV	11.98437G	41.59	54.00	-12.41	36.17	3	Vertical	141	1.85	-	38.60	9.72	42.90
PK	17.95728G	59.09	74.00	-14.91	45.94	3	Vertical	342	2.94	-	41.60	13.03	41.48
AV	17.95635G	46.76	54.00	-7.24	33.62	3	Vertical	342	2.94	-	41.60	13.02	41.48

5.925-6.425GHz_802.11be EHT80_Nss1,(MCS0),RU484+RU242 CP 4_2TX

5985MHz_TX

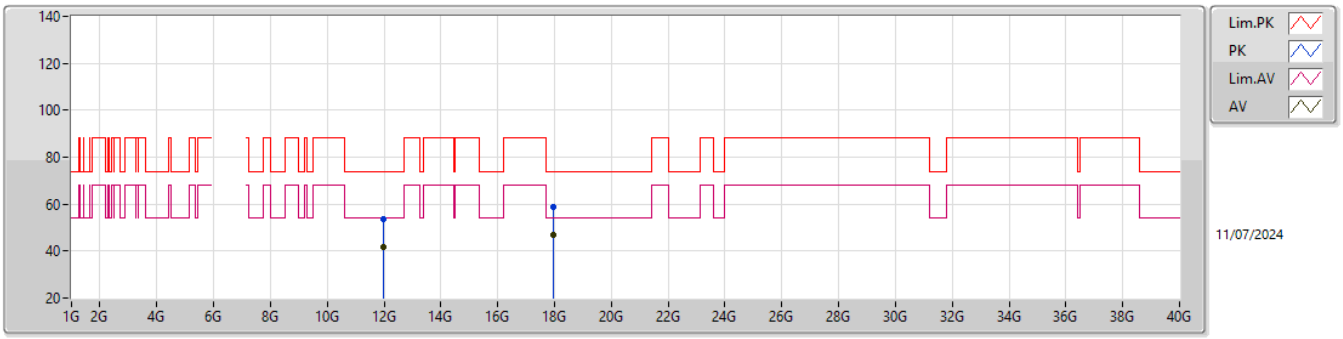

EUT Y_2TX
Setting 18.5
04-H-Y-1

Type	Freq	Level	Limit	Margin	Raw	Dist	Condition	Azimuth	Height	Comment	AF	CL	PA
	(Hz)	(dBuV/m)	(dBuV/m)	(dB)	(dBuV)	(m)		(°)	(m)		(dB)	(dB)	(dB)
PK	11.96361G	53.84	74.00	-20.16	48.44	3	Horizontal	17	1.59	-	38.60	9.71	42.91
AV	11.9775G	41.71	54.00	-12.29	36.29	3	Horizontal	17	1.59	-	38.60	9.72	42.90
PK	17.96448G	58.85	74.00	-15.15	45.69	3	Horizontal	309	1.13	-	41.60	13.03	41.47
AV	17.9574G	46.72	54.00	-7.28	33.57	3	Horizontal	309	1.13	-	41.60	13.03	41.48

5.925-6.425GHz_802.11be EHT80_Nss1,(MCS0),RU484+RU242 CP 4_2TX

5985MHz_TX

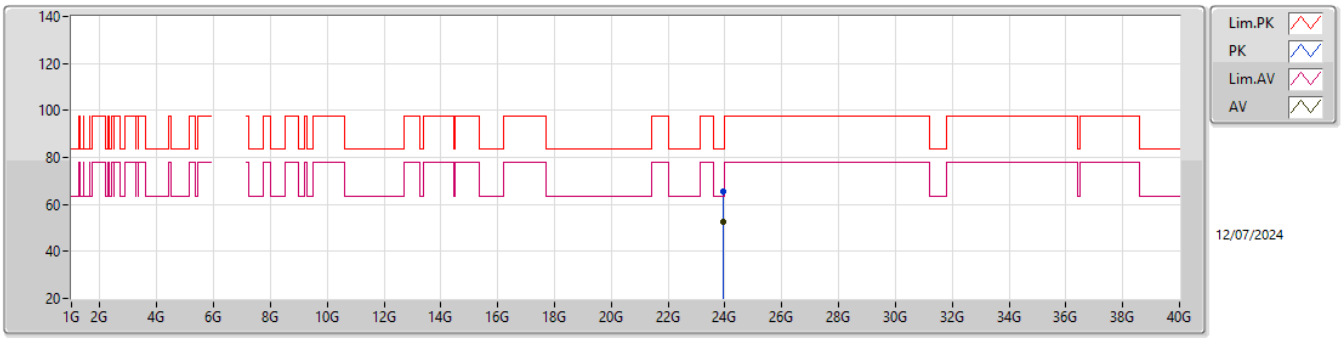

EUT Y_2TX
Setting 18.5
04-H-Y-1

Type	Freq	Level	Limit	Margin	Raw	Dist	Condition	Azimuth	Height	Comment	AF	CL	PA
	(Hz)	(dBuV/m)	(dBuV/m)	(dB)	(dBuV)	(m)		(°)	(m)		(dB)	(dB)	(dB)
PK	23.95356G	65.50	83.54	-18.04	56.31	1	Vertical	97	2.03	-	38.91	17.39	47.11
AV	23.94129G	52.74	63.54	-10.80	43.60	1	Vertical	97	2.03	-	38.88	17.38	47.12

5.925-6.425GHz_802.11be EHT80_Nss1,(MCS0),RU484+RU242 CP 4_2TX

5985MHz_TX

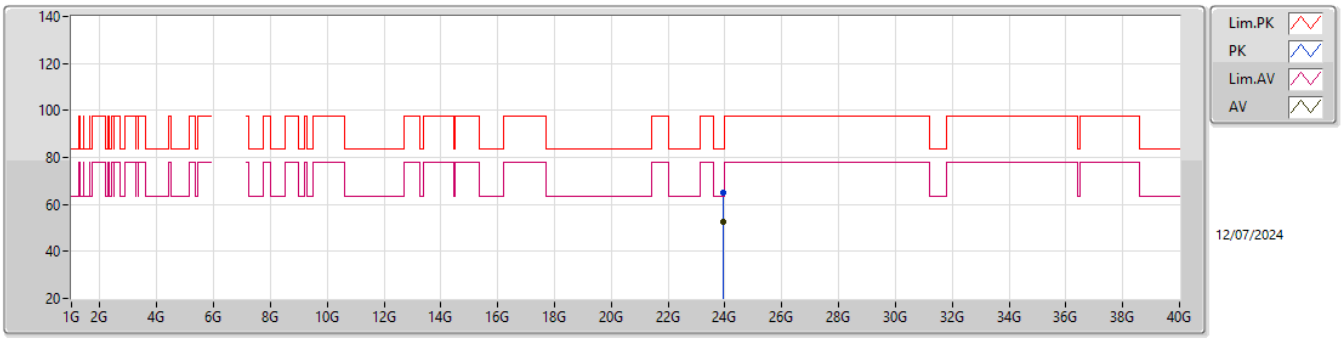

EUT Y_2TX
Setting 18.5
04-H-Y-1

Type	Freq	Level	Limit	Margin	Raw	Dist	Condition	Azimuth	Height	Comment	AF	CL	PA
	(Hz)	(dBuV/m)	(dBuV/m)	(dB)	(dBuV)	(m)		(°)	(m)		(dB)	(dB)	(dB)
PK	23.94522G	65.24	83.54	-18.30	56.09	1	Horizontal	122	2.05	-	38.89	17.38	47.12
AV	23.95143G	52.75	63.54	-10.79	43.56	1	Horizontal	122	2.05	-	38.91	17.39	47.11

5.925-6.425GHz_802.11be EHT160_Nss1,(MCS0),RU996+RU484+RU242 CP 8_2TX

6025MHz_TX

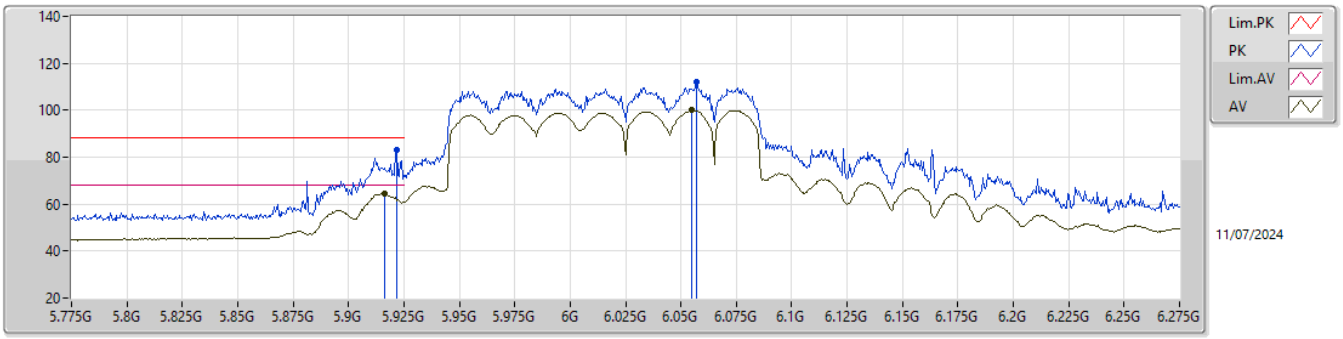

EUT Y_2TX
Setting 19.5
04-H-G-4-10

Type	Freq	Level	Limit	Margin	Raw	Dist	Condition	Azimuth	Height	Comment	AF	CL	PA
	(Hz)	(dBuV/m)	(dBuV/m)	(dB)	(dBuV)	(m)		(°)	(m)		(dB)	(dB)	(dB)
PK	5.9215G	83.20	88.20	-5.00	85.13	3	Vertical	346	2.12	-	34.83	6.31	43.07
RMS	5.9165G	64.41	68.20	-3.79	66.39	3	Vertical	346	2.12	-	34.80	6.30	43.08
PK	6.057G	111.85	Inf	-Inf	113.40	3	Vertical	346	2.12	-	35.01	6.45	43.01
RMS	6.055G	99.92	Inf	-Inf	101.48	3	Vertical	346	2.12	-	35.01	6.44	43.01

5.925-6.425GHz_802.11be EHT160_Nss1,(MCS0),RU996+RU484+RU242 CP 8_2TX

6025MHz_TX

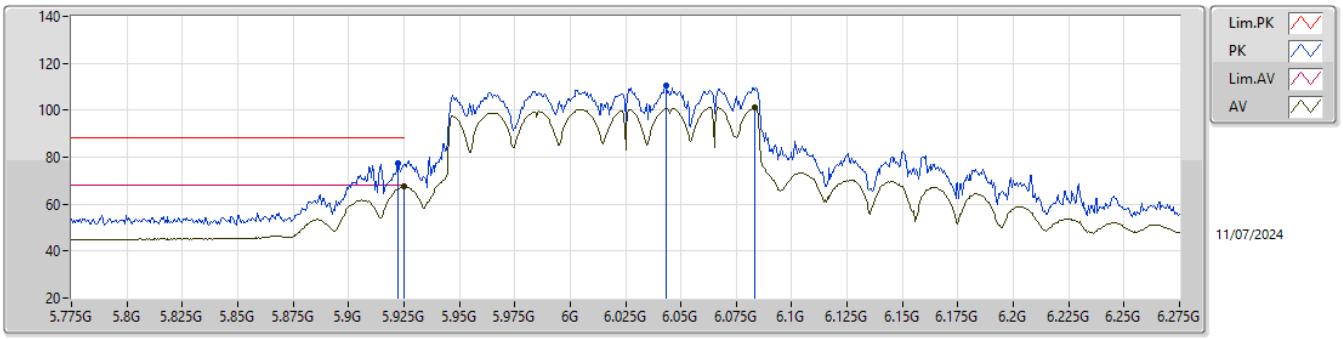

EUT Y_2TX
Setting 19.5
04-H-G-4-10

Type	Freq	Level	Limit	Margin	Raw	Dist	Condition	Azimuth	Height	Comment	AF	CL	PA
	(Hz)	(dBuV/m)	(dBuV/m)	(dB)	(dBuV)	(m)		(°)	(m)		(dB)	(dB)	(dB)
PK	5.9225G	77.33	88.20	-10.87	79.25	3	Horizontal	345	2.09	-	34.84	6.31	43.07
RMS	5.925G	67.62	68.20	-0.58	69.53	3	Horizontal	345	2.09	-	34.85	6.31	43.07
PK	6.0435G	110.62	Inf	-Inf	112.21	3	Horizontal	345	2.09	-	35.00	6.43	43.02
RMS	6.0835G	101.34	Inf	-Inf	102.79	3	Horizontal	345	2.09	-	35.07	6.48	43.00

5.925-6.425GHz_802.11be EHT160_Nss1,(MCS0),RU996+RU484+RU242 CP 8_2TX

6025MHz_TX

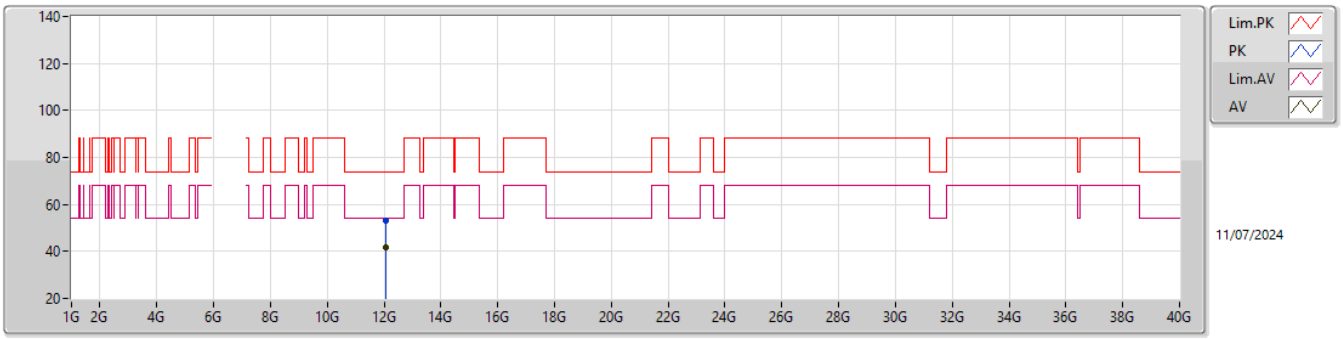

EUT Y_2TX
Setting 19.5
04-H-Y-1

Type	Freq	Level	Limit	Margin	Raw	Dist	Condition	Azimuth	Height	Comment	AF	CL	PA
	(Hz)	(dBuV/m)	(dBuV/m)	(dB)	(dBuV)	(m)		(°)	(m)		(dB)	(dB)	(dB)
PK	12.06116G	53.10	74.00	-20.90	47.76	3	Vertical	124	1.41	-	38.50	9.75	42.91
AV	12.05987G	41.61	54.00	-12.39	36.27	3	Vertical	124	1.41	-	38.50	9.75	42.91

5.925-6.425GHz_802.11be EHT160_Nss1,(MCS0),RU996+RU484+RU242 CP 8_2TX

6025MHz_TX

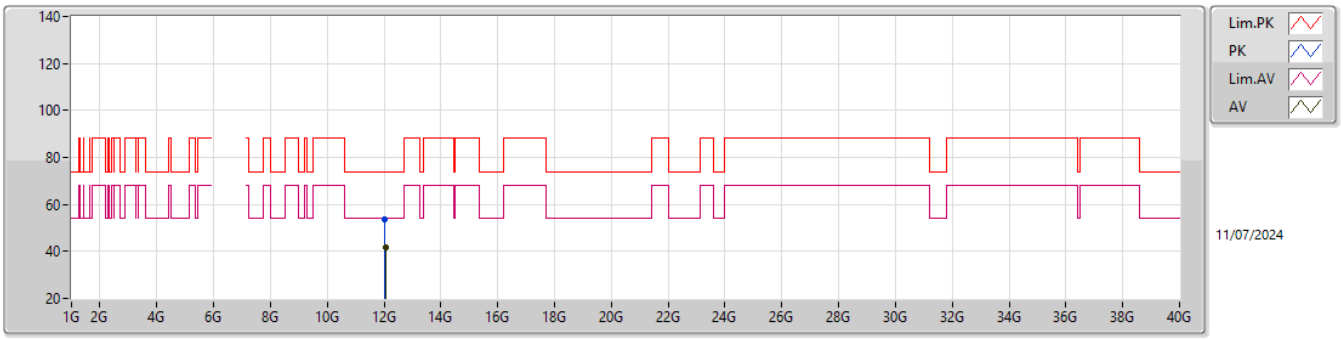

EUT Y_2TX
Setting 19.5
04-H-Y-1

Type	Freq	Level	Limit	Margin	Raw	Dist	Condition	Azimuth	Height	Comment	AF	CL	PA
	(Hz)	(dBuV/m)	(dBuV/m)	(dB)	(dBuV)	(m)		(°)	(m)		(dB)	(dB)	(dB)
PK	12.03908G	53.69	74.00	-20.31	48.32	3	Horizontal	213	2.00	-	38.52	9.75	42.90
AV	12.04949G	41.77	54.00	-12.23	36.43	3	Horizontal	213	2.00	-	38.50	9.75	42.91

5.925-6.425GHz_802.11be EHT160_Nss1,(MCS0),RU996+RU484+RU242 CP 8_2TX

6025MHz_TX

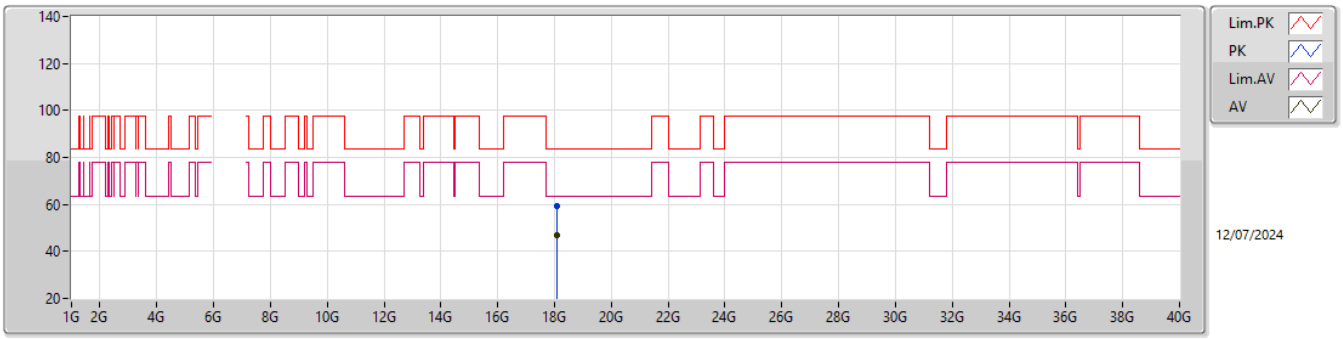

EUT Y_2TX
Setting 19.5
04-H-Y-1

Type	Freq	Level	Limit	Margin	Raw	Dist	Condition	Azimuth	Height	Comment	AF	CL	PA
	(Hz)	(dBuV/m)	(dBuV/m)	(dB)	(dBuV)	(m)		(°)	(m)		(dB)	(dB)	(dB)
PK	18.07518G	59.24	83.54	-24.30	55.92	1	Vertical	295	1.31	-	37.50	15.30	49.48
AV	18.08988G	47.02	63.54	-16.52	43.64	1	Vertical	295	1.31	-	37.56	15.30	49.48

5.925-6.425GHz_802.11be EHT160_Nss1,(MCS0),RU996+RU484+RU242 CP 8_2TX

6025MHz_TX

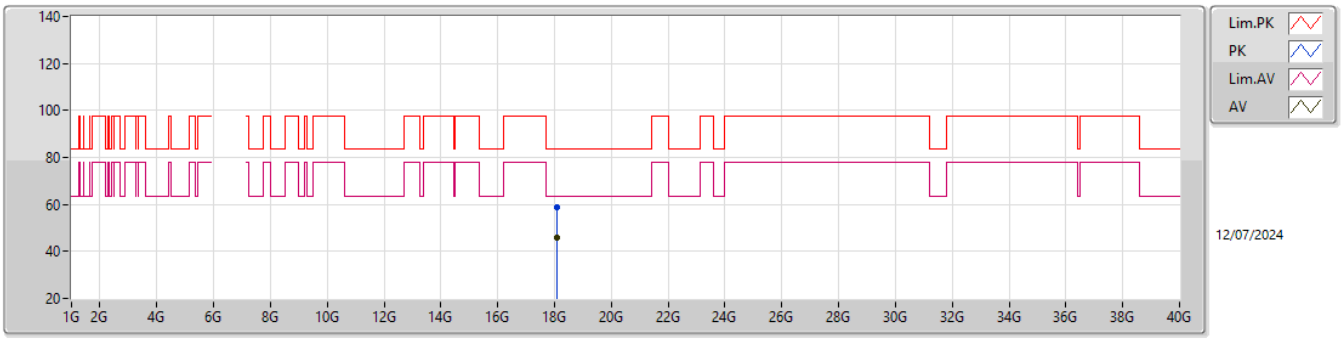

EUT Y_2TX
Setting 19.5
04-H-Y-1

Type	Freq	Level	Limit	Margin	Raw	Dist	Condition	Azimuth	Height	Comment	AF	CL	PA
	(Hz)	(dBuV/m)	(dBuV/m)	(dB)	(dBuV)	(m)		(°)	(m)		(dB)	(dB)	(dB)
PK	18.08745G	58.77	83.54	-24.77	55.40	1	Horizontal	204	1.04	-	37.55	15.30	49.48
AV	18.08901G	46.01	63.54	-17.53	42.63	1	Horizontal	204	1.04	-	37.56	15.30	49.48

5.925-6.425GHz_802.11be EHT160_Nss1,(MCS0),RU996+RU484 CP 4_2TX

6025MHz_TX

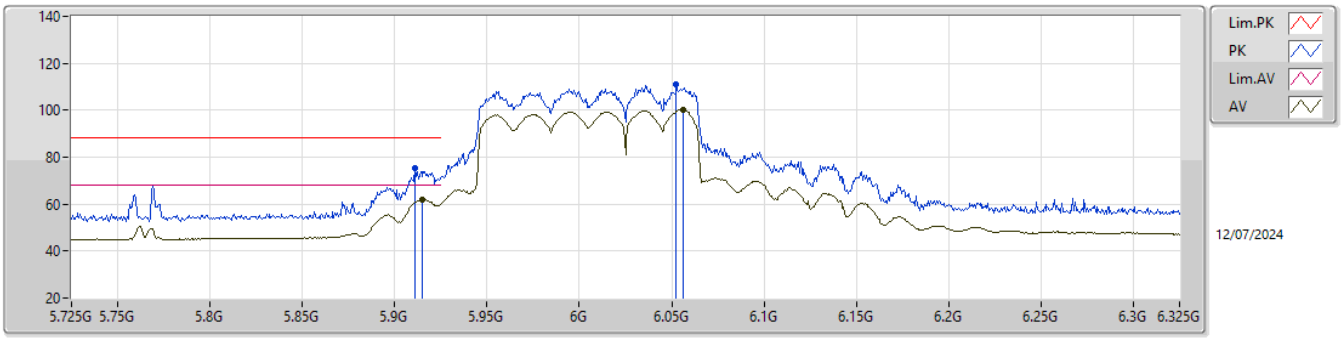

EUT Y_2TX
Setting 19
04-H-J-8-10

Type	Freq	Level	Limit	Margin	Raw	Dist	Condition	Azimuth	Height	Comment	AF	CL	PA
	(Hz)	(dBuV/m)	(dBuV/m)	(dB)	(dBuV)	(m)		(°)	(m)		(dB)	(dB)	(dB)
PK	5.911G	75.19	88.20	-13.01	77.20	3	Vertical	349	2.07	-	34.77	6.30	43.08
RMS	5.9146G	61.96	68.20	-6.24	63.95	3	Vertical	349	2.07	-	34.79	6.30	43.08
PK	6.0526G	110.79	Inf	-Inf	112.35	3	Vertical	349	2.07	-	35.01	6.44	43.01
RMS	6.0562G	100.17	Inf	-Inf	101.73	3	Vertical	349	2.07	-	35.01	6.44	43.01

5.925-6.425GHz_802.11be EHT160_Nss1,(MCS0),RU996+RU484 CP 4_2TX

6025MHz_TX

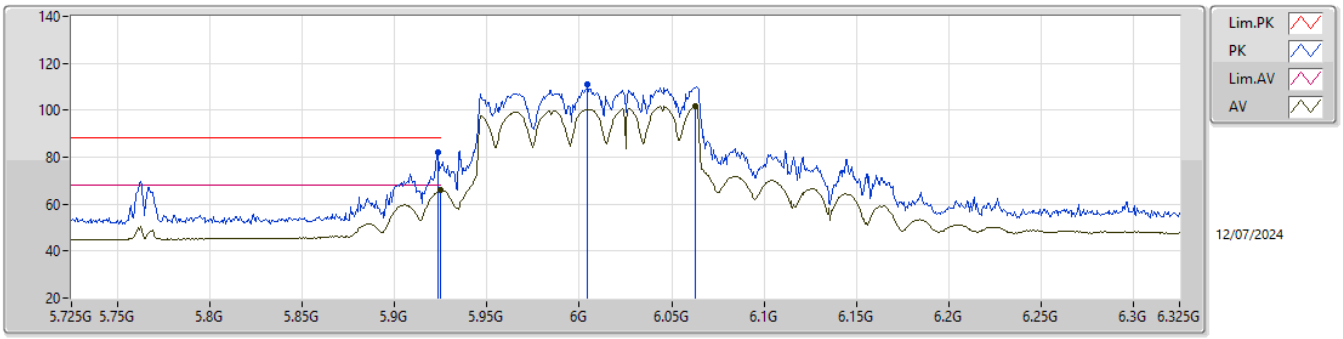

EUT Y_2TX
Setting 19
04-H-J-8-10

Type	Freq	Level	Limit	Margin	Raw	Dist	Condition	Azimuth	Height	Comment	AF	CL	PA
	(Hz)	(dBuV/m)	(dBuV/m)	(dB)	(dBuV)	(m)		(°)	(m)		(dB)	(dB)	(dB)
PK	5.9236G	81.88	88.20	-6.32	83.80	3	Horizontal	345	2.11	-	34.84	6.31	43.07
RMS	5.9248G	65.78	68.20	-2.42	67.69	3	Horizontal	345	2.11	-	34.85	6.31	43.07
PK	6.0046G	111.14	Inf	-Inf	112.78	3	Horizontal	345	2.11	-	35.00	6.39	43.03
RMS	6.0628G	101.80	Inf	-Inf	103.33	3	Horizontal	345	2.11	-	35.03	6.45	43.01

5.925-6.425GHz_802.11be EHT160_Nss1,(MCS0),RU996+RU484 CP 4_2TX

6025MHz_TX

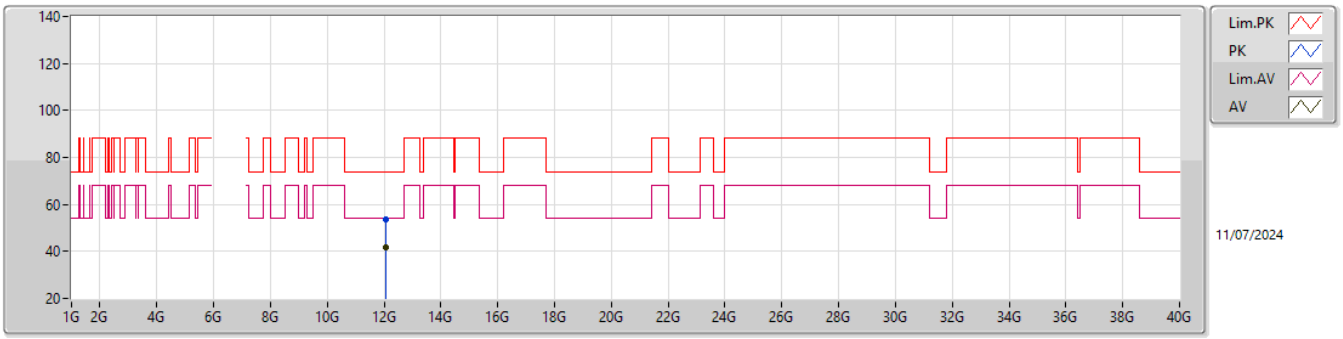

EUT Y_2TX
Setting 19
04-H-Y-1

Type	Freq	Level	Limit	Margin	Raw	Dist	Condition	Azimuth	Height	Comment	AF	CL	PA
	(Hz)	(dBuV/m)	(dBuV/m)	(dB)	(dBuV)	(m)		(°)	(m)		(dB)	(dB)	(dB)
PK	12.05723G	53.70	74.00	-20.30	48.36	3	Vertical	18	1.10	-	38.50	9.75	42.91
AV	12.05984G	41.61	54.00	-12.39	36.27	3	Vertical	18	1.10	-	38.50	9.75	42.91

5.925-6.425GHz_802.11be EHT160_Nss1,(MCS0),RU996+RU484 CP 4_2TX

6025MHz_TX

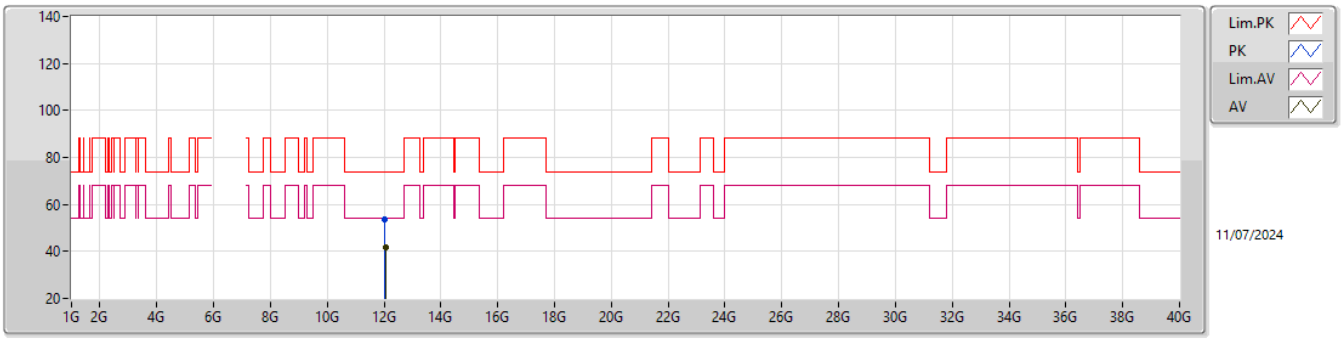

EUT Y_2TX
Setting 19
04-H-Y-1

Type	Freq	Level	Limit	Margin	Raw	Dist	Condition	Azimuth	Height	Comment	AF	CL	PA
	(Hz)	(dBuV/m)	(dBuV/m)	(dB)	(dBuV)	(m)		(°)	(m)		(dB)	(dB)	(dB)
PK	12.03695G	53.75	74.00	-20.25	48.38	3	Horizontal	352	1.69	-	38.53	9.74	42.90
AV	12.05753G	41.59	54.00	-12.41	36.25	3	Horizontal	352	1.69	-	38.50	9.75	42.91

5.925-6.425GHz_802.11be EHT160_Nss1,(MCS0),RU996+RU484 CP 4_2TX

6025MHz_TX

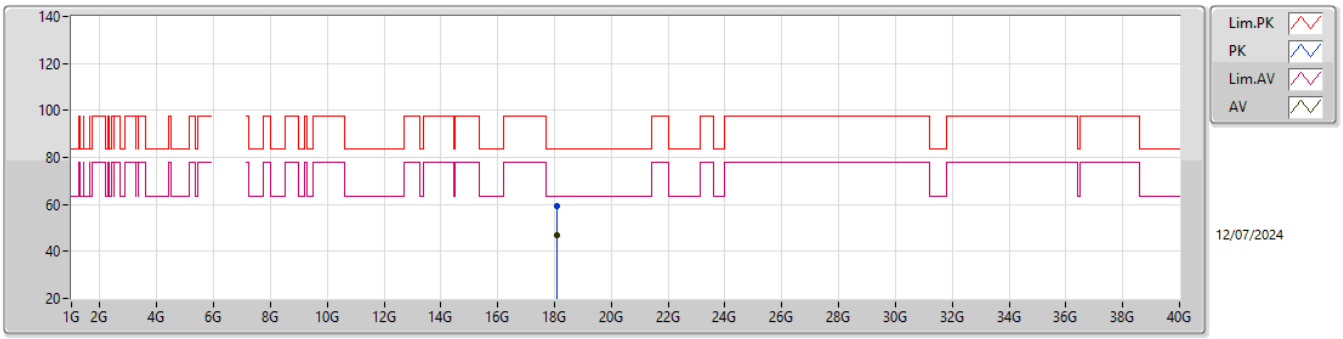

EUT Y_2TX
Setting 19
04-H-Y-1

Type	Freq	Level	Limit	Margin	Raw	Dist	Condition	Azimuth	Height	Comment	AF	CL	PA
	(Hz)	(dBuV/m)	(dBuV/m)	(dB)	(dBuV)	(m)		(°)	(m)		(dB)	(dB)	(dB)
PK	18.07938G	59.18	83.54	-24.36	55.84	1	Vertical	236	2.84	-	37.52	15.30	49.48
AV	18.08925G	47.01	63.54	-16.53	43.63	1	Vertical	236	2.84	-	37.56	15.30	49.48

5.925-6.425GHz_802.11be EHT160_Nss1,(MCS0),RU996+RU484 CP 4_2TX

6025MHz_TX

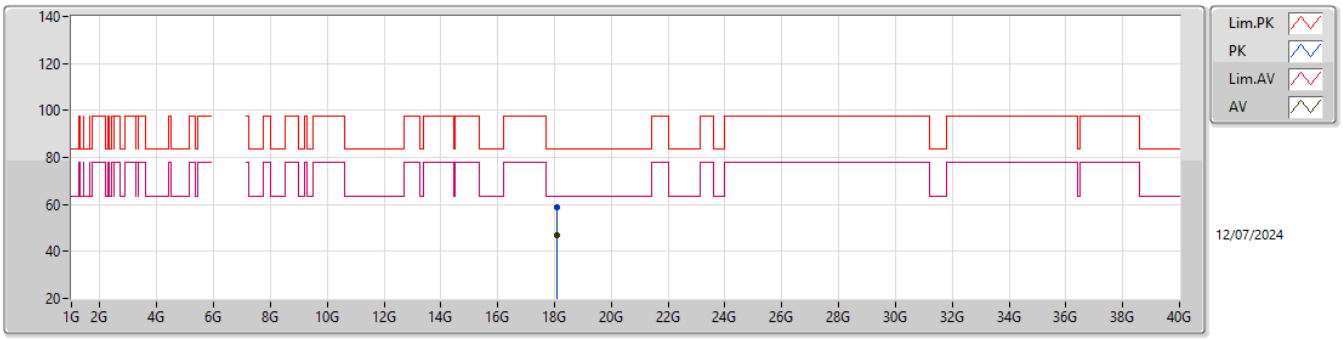

EUT Y_2TX
Setting 19
04-H-Y-1

Type	Freq	Level	Limit	Margin	Raw	Dist	Condition	Azimuth	Height	Comment	AF	CL	PA
	(Hz)	(dBuV/m)	(dBuV/m)	(dB)	(dBuV)	(m)		(°)	(m)		(dB)	(dB)	(dB)
PK	18.0888G	58.93	83.54	-24.61	55.55	1	Horizontal	13	2.02	-	37.56	15.30	49.48
AV	18.08976G	47.07	63.54	-16.47	43.69	1	Horizontal	13	2.02	-	37.56	15.30	49.48

5.925-6.425GHz_802.11be EHT320_Nss1,(MCS0),3xRU996+RU484 CP 5_2TX

6105MHz_TX

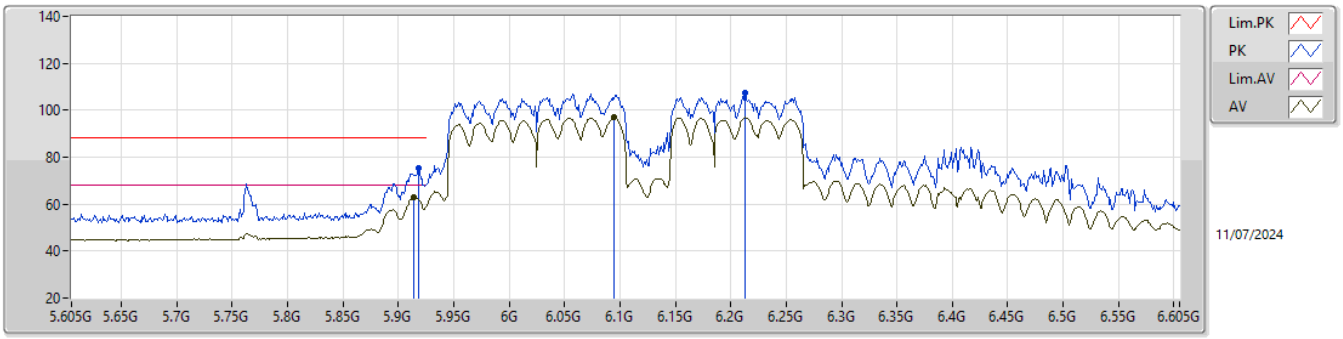

EUT Y_2TX
Setting 19.5
04-H-J-8-10

Type	Freq	Level	Limit	Margin	Raw	Dist	Condition	Azimuth	Height	Comment	AF	CL	PA
	(Hz)	(dBuV/m)	(dBuV/m)	(dB)	(dBuV)	(m)		(°)	(m)		(dB)	(dB)	(dB)
PK	5.918G	75.60	88.20	-12.60	77.56	3	Vertical	350	2.32	-	34.81	6.31	43.08
RMS	5.914G	63.03	68.20	-5.17	65.03	3	Vertical	350	2.32	-	34.78	6.30	43.08
PK	6.213G	107.19	Inf	-Inf	108.34	3	Vertical	350	2.32	-	35.20	6.61	42.96
RMS	6.095G	97.04	Inf	-Inf	98.46	3	Vertical	350	2.32	-	35.09	6.49	43.00

5.925-6.425GHz_802.11be EHT320_Nss1,(MCS0),3xRU996+RU484 CP 5_2TX

6105MHz_TX

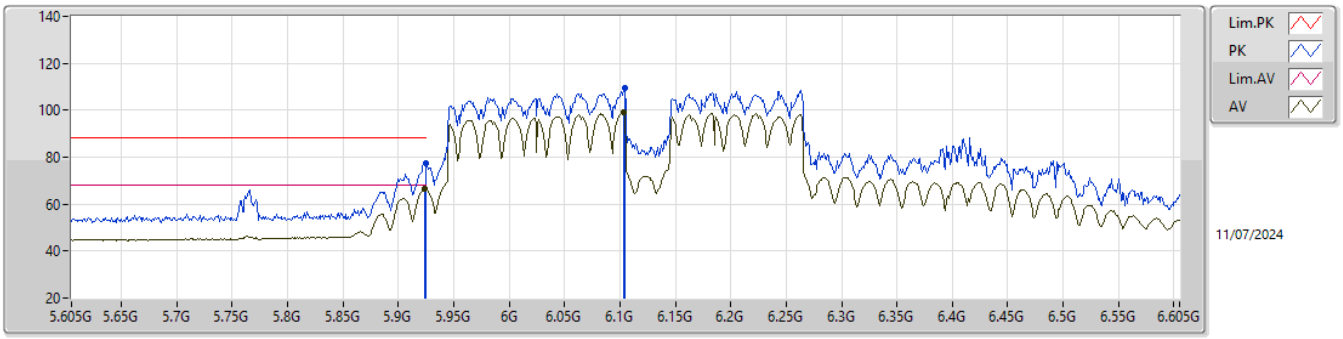

EUT Y_2TX
Setting 19.5
04-H-J-8-10

Type	Freq	Level	Limit	Margin	Raw	Dist	Condition	Azimuth	Height	Comment	AF	CL	PA
	(Hz)	(dBuV/m)	(dBuV/m)	(dB)	(dBuV)	(m)		(°)	(m)		(dB)	(dB)	(dB)
PK	5.925G	77.51	88.20	-10.69	79.42	3	Horizontal	349	2.42	-	34.85	6.31	43.07
RMS	5.924G	66.51	68.20	-1.69	68.43	3	Horizontal	349	2.42	-	34.84	6.31	43.07
PK	6.104G	109.42	Inf	-Inf	110.81	3	Horizontal	349	2.42	-	35.10	6.50	42.99
RMS	6.103G	98.92	Inf	-Inf	100.31	3	Horizontal	349	2.42	-	35.10	6.50	42.99

5.925-6.425GHz_802.11be EHT320_Nss1,(MCS0),3xRU996+RU484 CP 5_2TX

6105MHz_TX

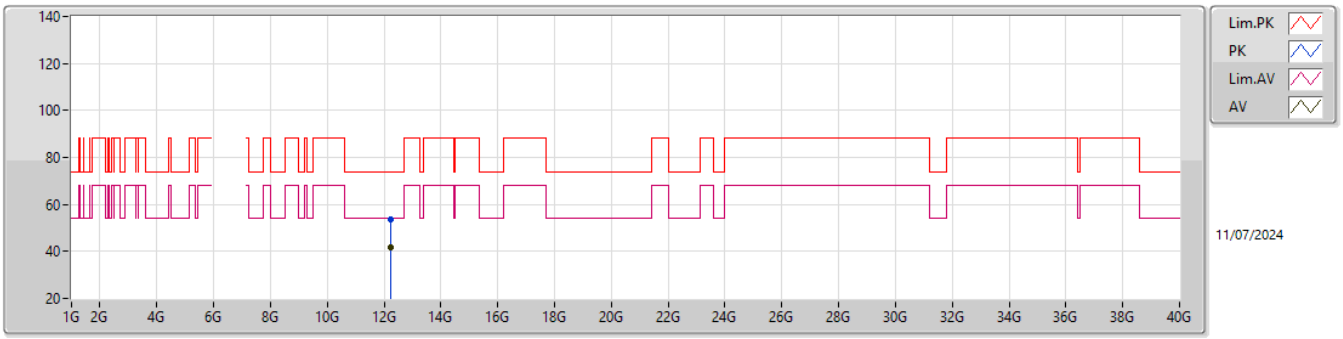

EUT Y_2TX
Setting 19.5
04-H-Y-1

Type	Freq	Level	Limit	Margin	Raw	Dist	Condition	Azimuth	Height	Comment	AF	CL	PA
	(Hz)	(dBuV/m)	(dBuV/m)	(dB)	(dBuV)	(m)		(°)	(m)		(dB)	(dB)	(dB)
PK	12.21642G	53.41	74.00	-20.59	48.27	3	Vertical	138	1.79	-	38.30	9.81	42.97
AV	12.21732G	41.95	54.00	-12.05	36.81	3	Vertical	138	1.79	-	38.30	9.81	42.97

5.925-6.425GHz_802.11be EHT320_Nss1,(MCS0),3xRU996+RU484 CP 5_2TX

6105MHz_TX

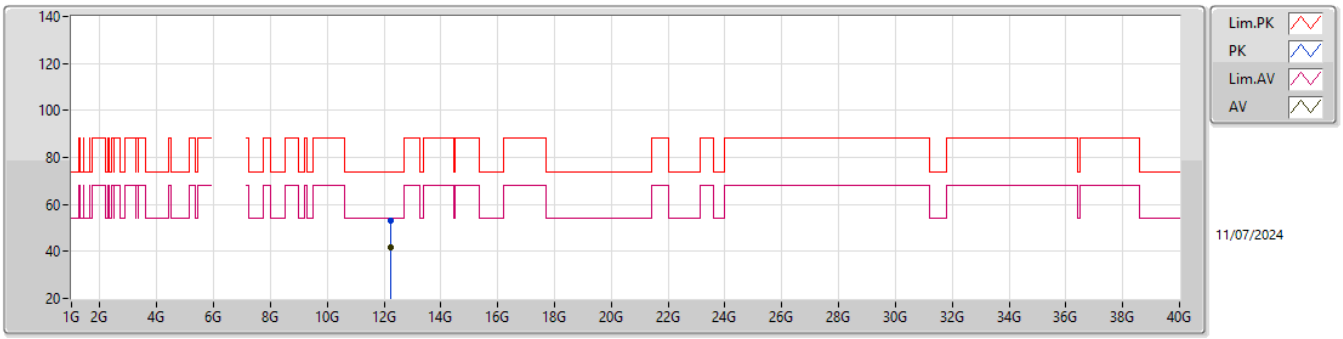

EUT Y_2TX
Setting 19.5
04-H-Y-1

Type	Freq	Level	Limit	Margin	Raw	Dist	Condition	Azimuth	Height	Comment	AF	CL	PA
	(Hz)	(dBuV/m)	(dBuV/m)	(dB)	(dBuV)	(m)		(°)	(m)		(dB)	(dB)	(dB)
PK	12.22011G	53.13	74.00	-20.87	47.99	3	Horizontal	297	2.79	-	38.30	9.81	42.97
AV	12.22002G	41.72	54.00	-12.28	36.58	3	Horizontal	297	2.79	-	38.30	9.81	42.97

5.925-6.425GHz_802.11be EHT320_Nss1,(MCS0),3xRU996+RU484 CP 5_2TX

6105MHz_TX

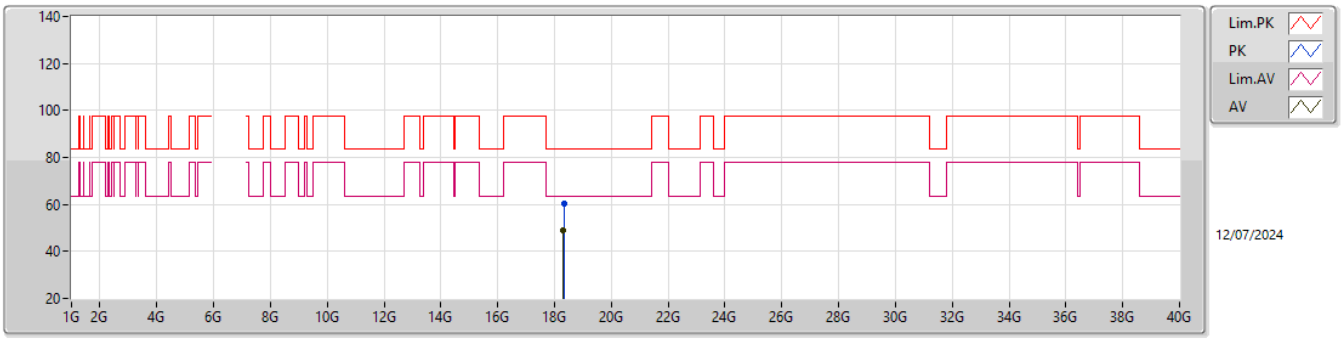

EUT Y_2TX
Setting 19.5
04-H-Y-1

Type	Freq	Level	Limit	Margin	Raw	Dist	Condition	Azimuth	Height	Comment	AF	CL	PA
	(Hz)	(dBuV/m)	(dBuV/m)	(dB)	(dBuV)	(m)		(°)	(m)		(dB)	(dB)	(dB)
PK	18.32286G	60.41	83.54	-23.13	57.22	1	Vertical	210	1.78	-	37.50	15.28	49.59
AV	18.3177G	48.77	63.54	-14.77	45.58	1	Vertical	210	1.78	-	37.50	15.28	49.59

5.925-6.425GHz_802.11be EHT320_Nss1,(MCS0),3xRU996+RU484 CP 5_2TX

6105MHz_TX

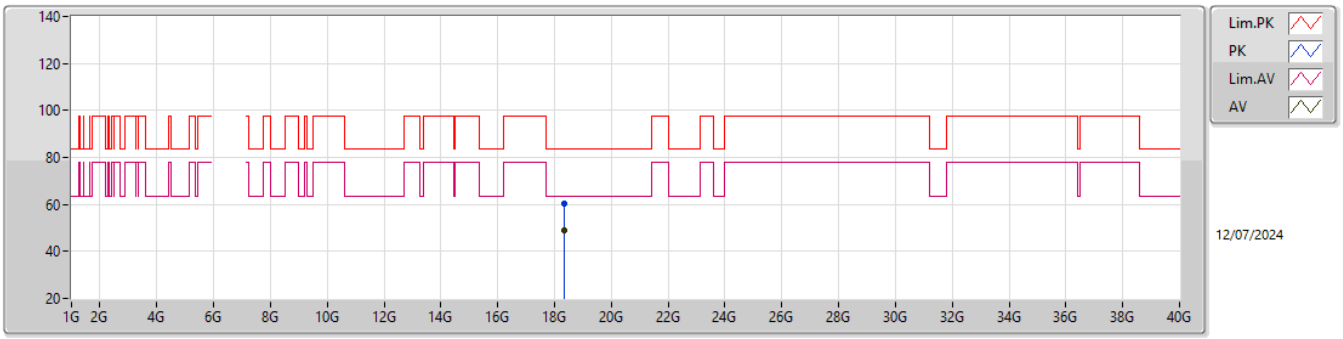

EUT Y_2TX
Setting 19.5
04-H-Y-1

Type	Freq	Level	Limit	Margin	Raw	Dist	Condition	Azimuth	Height	Comment	AF	CL	PA
	(Hz)	(dBuV/m)	(dBuV/m)	(dB)	(dBuV)	(m)		(°)	(m)		(dB)	(dB)	(dB)
PK	18.32958G	60.09	83.54	-23.45	56.91	1	Horizontal	163	2.02	-	37.50	15.28	49.60
AV	18.32169G	48.94	63.54	-14.60	45.75	1	Horizontal	163	2.02	-	37.50	15.28	49.59

5.925-6.425GHz_802.11be EHT320_Nss1,(MCS0),3xRU996 CP 4_2TX

6105MHz_TX

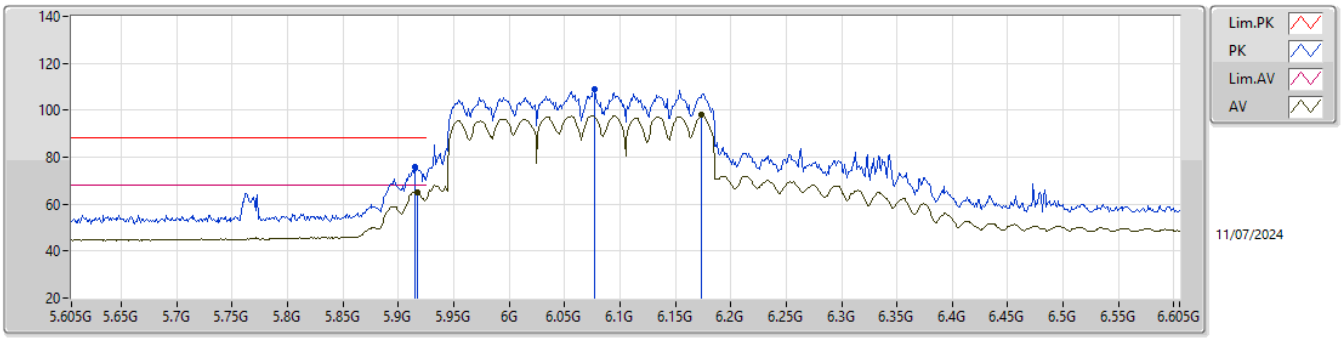

EUT Y_2TX
Setting 19.5
04-H-J-8-10

Type	Freq	Level	Limit	Margin	Raw	Dist	Condition	Azimuth	Height	Comment	AF	CL	PA
	(Hz)	(dBuV/m)	(dBuV/m)	(dB)	(dBuV)	(m)		(°)	(m)		(dB)	(dB)	(dB)
PK	5.915G	75.90	88.20	-12.30	77.89	3	Vertical	352	2.14	-	34.79	6.30	43.08
RMS	5.917G	64.93	68.20	-3.27	66.90	3	Vertical	352	2.14	-	34.80	6.31	43.08
PK	6.077G	109.13	Inf	-Inf	110.61	3	Vertical	352	2.14	-	35.05	6.47	43.00
RMS	6.174G	97.98	Inf	-Inf	99.22	3	Vertical	352	2.14	-	35.15	6.58	42.97

5.925-6.425GHz_802.11be EHT320_Nss1,(MCS0),3xRU996 CP 4_2TX

6105MHz_TX

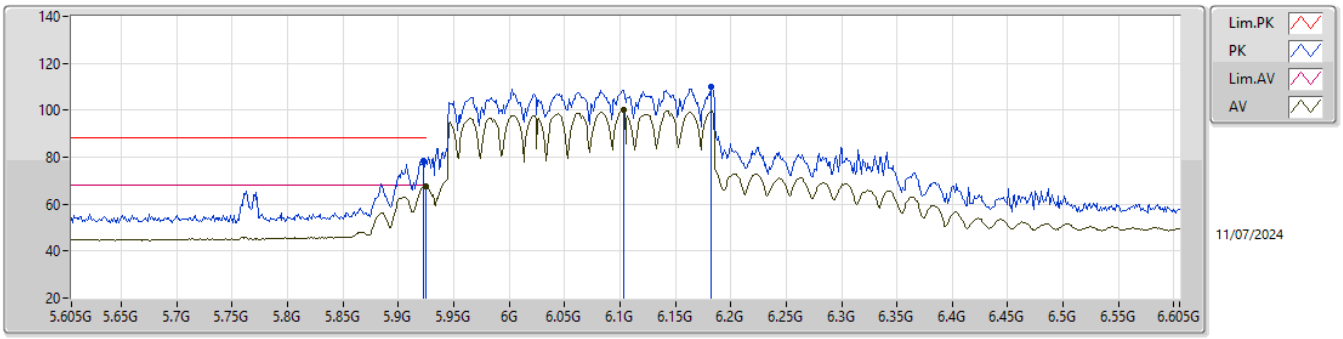

EUT Y_2TX
Setting 19.5
04-H-J-8-10

Type	Freq	Level	Limit	Margin	Raw	Dist	Condition	Azimuth	Height	Comment	AF	CL	PA
	(Hz)	(dBuV/m)	(dBuV/m)	(dB)	(dBuV)	(m)		(°)	(m)		(dB)	(dB)	(dB)
PK	5.923G	78.47	88.20	-9.73	80.39	3	Horizontal	347	2.46	-	34.84	6.31	43.07
RMS	5.925G	67.78	68.20	-0.42	69.69	3	Horizontal	347	2.46	-	34.85	6.31	43.07
PK	6.182G	109.79	Inf	-Inf	111.01	3	Horizontal	347	2.46	-	35.16	6.59	42.97
RMS	6.103G	99.95	Inf	-Inf	101.34	3	Horizontal	347	2.46	-	35.10	6.50	42.99

5.925-6.425GHz_802.11be EHT320_Nss1,(MCS0),3xRU996 CP 4_2TX

6105MHz_TX

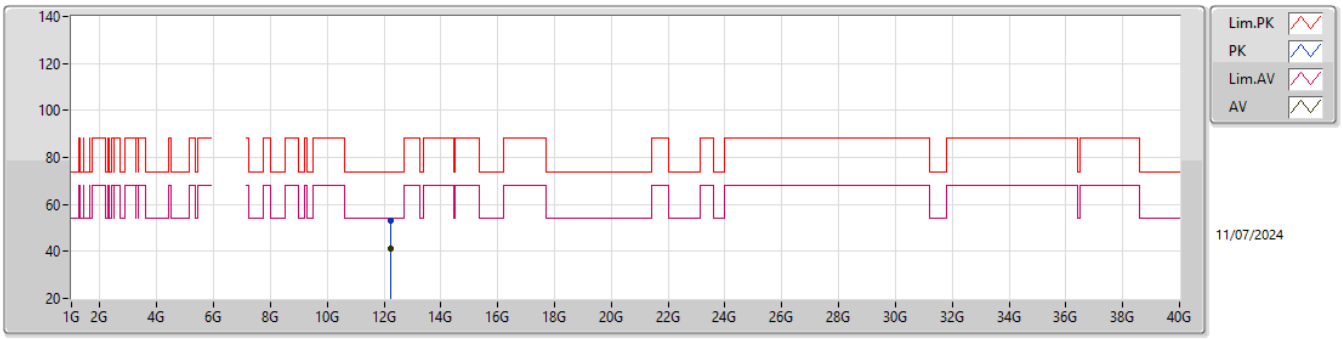

EUT Y_2TX
Setting 19.5
04-H-Y-1

Type	Freq	Level	Limit	Margin	Raw	Dist	Condition	Azimuth	Height	Comment	AF	CL	PA
	(Hz)	(dBuV/m)	(dBuV/m)	(dB)	(dBuV)	(m)		(°)	(m)		(dB)	(dB)	(dB)
PK	12.21369G	53.33	74.00	-20.67	48.19	3	Vertical	314	1.59	-	38.30	9.81	42.97
AV	12.21993G	41.36	54.00	-12.64	36.22	3	Vertical	314	1.59	-	38.30	9.81	42.97

5.925-6.425GHz_802.11be EHT320_Nss1,(MCS0),3xRU996 CP 4_2TX

6105MHz_TX

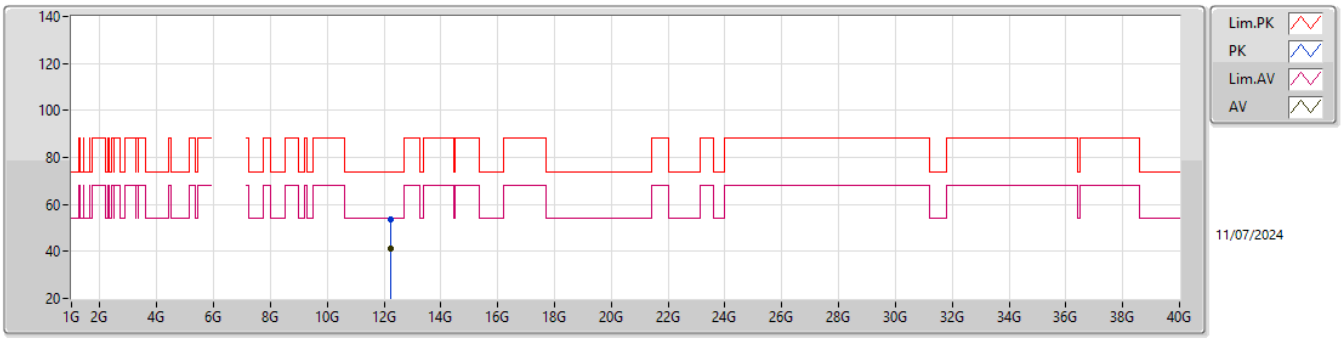

EUT Y_2TX
Setting 19.5
04-H-Y-1

Type	Freq	Level	Limit	Margin	Raw	Dist	Condition	Azimuth	Height	Comment	AF	CL	PA
	(Hz)	(dBuV/m)	(dBuV/m)	(dB)	(dBuV)	(m)		(°)	(m)		(dB)	(dB)	(dB)
PK	12.2244G	53.37	74.00	-20.63	48.22	3	Horizontal	199	1.88	-	38.30	9.82	42.97
AV	12.22413G	41.40	54.00	-12.60	36.25	3	Horizontal	199	1.88	-	38.30	9.82	42.97

5.925-6.425GHz_802.11be EHT320_Nss1,(MCS0),3xRU996 CP 4_2TX

6105MHz_TX

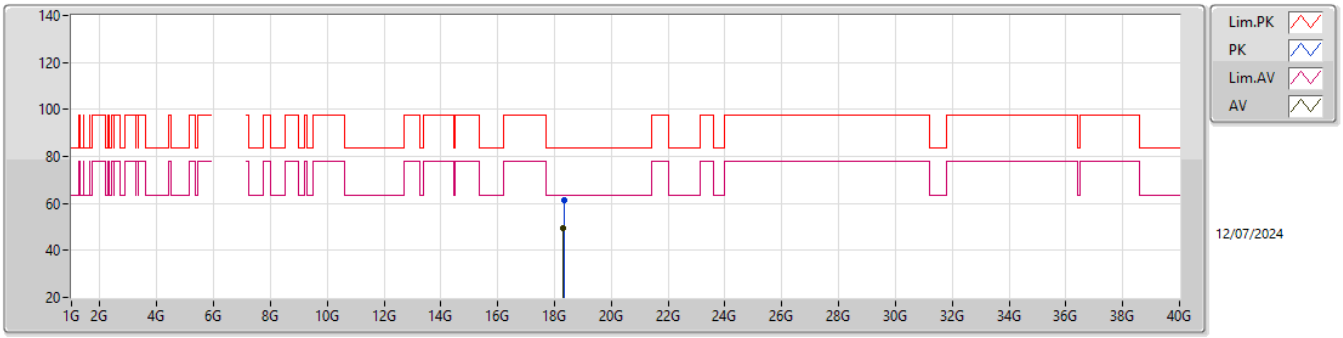

EUT Y_2TX
Setting 19.5
04-H-Y-1

Type	Freq	Level	Limit	Margin	Raw	Dist	Condition	Azimuth	Height	Comment	AF	CL	PA
	(Hz)	(dBuV/m)	(dBuV/m)	(dB)	(dBuV)	(m)		(°)	(m)		(dB)	(dB)	(dB)
PK	18.32457G	61.32	83.54	-22.22	58.14	1	Vertical	167	1.83	-	37.50	15.28	49.60
AV	18.30804G	49.43	63.54	-14.11	46.24	1	Vertical	167	1.83	-	37.50	15.28	49.59

5.925-6.425GHz_802.11be EHT320_Nss1,(MCS0),3xRU996 CP 4_2TX

6105MHz_TX

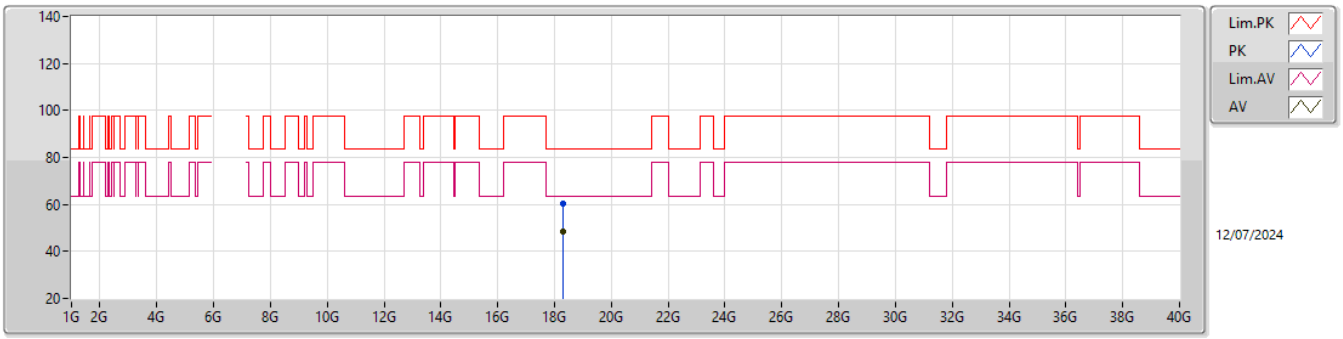

EUT Y_2TX
Setting 19.5
04-H-Y-1

Type	Freq	Level	Limit	Margin	Raw	Dist	Condition	Azimuth	Height	Comment	AF	CL	PA
	(Hz)	(dBuV/m)	(dBuV/m)	(dB)	(dBuV)	(m)		(°)	(m)		(dB)	(dB)	(dB)
PK	18.31911G	60.16	83.54	-23.38	56.97	1	Horizontal	90	1.54	-	37.50	15.28	49.59
AV	18.31518G	48.44	63.54	-15.10	45.25	1	Horizontal	90	1.54	-	37.50	15.28	49.59

5.925-6.425GHz_802.11be EHT320_Nss1,(MCS0),2xRU996+RU484 CP 6_2TX

6105MHz_TX

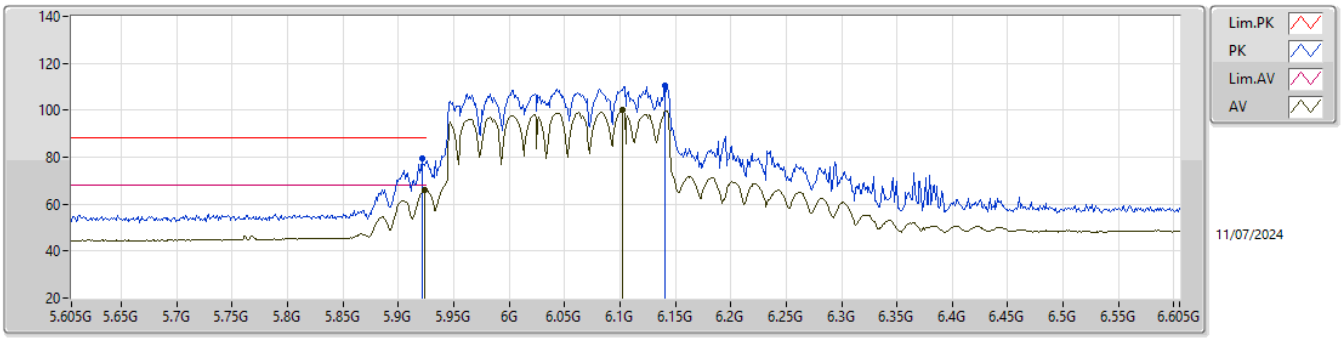

EUT Y_1TX
Setting 19.5
04-H-J-8-10

Type	Freq	Level	Limit	Margin	Raw	Dist	Condition	Azimuth	Height	Comment	AF	CL	PA
	(Hz)	(dBuV/m)	(dBuV/m)	(dB)	(dBuV)	(m)		(°)	(m)		(dB)	(dB)	(dB)
PK	5.921G	79.29	88.20	-8.91	81.22	3	Vertical	351	2.45	-	34.83	6.31	43.07
AV	5.924G	66.17	68.20	-2.03	68.09	3	Vertical	351	2.45	-	34.84	6.31	43.07
PK	6.141G	110.72	Inf	-Inf	112.06	3	Vertical	351	2.45	-	35.10	6.54	42.98
AV	6.102G	100.01	Inf	-Inf	101.41	3	Vertical	351	2.45	-	35.10	6.50	43.00

5.925-6.425GHz_802.11be EHT320_Nss1,(MCS0),2xRU996+RU484 CP 6_2TX

6105MHz_TX

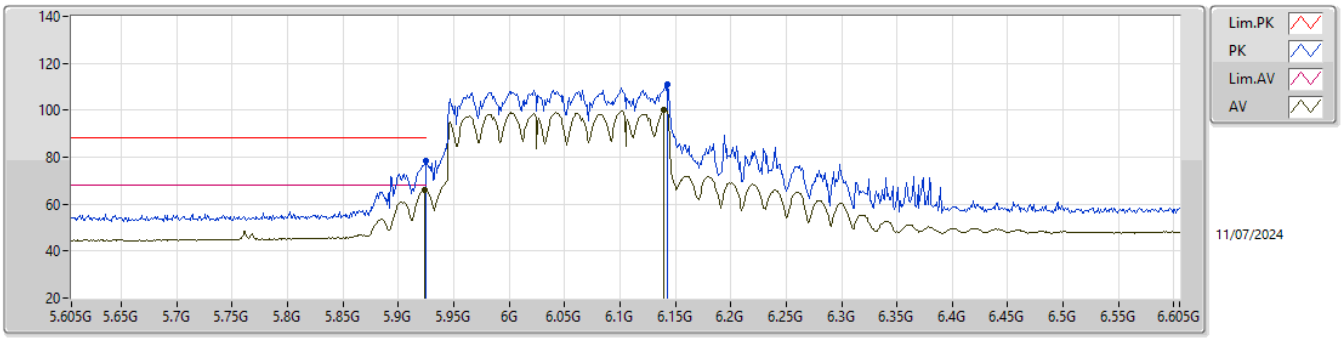

EUT Y_1TX
Setting 19.5
04-H-J-8-10

Type	Freq	Level	Limit	Margin	Raw	Dist	Condition	Azimuth	Height	Comment	AF	CL	PA
	(Hz)	(dBuV/m)	(dBuV/m)	(dB)	(dBuV)	(m)		(°)	(m)		(dB)	(dB)	(dB)
PK	5.925G	78.46	88.20	-9.74	80.37	3	Horizontal	348	2.85	-	34.85	6.31	43.07
AV	5.924G	66.26	68.20	-1.94	68.18	3	Horizontal	348	2.85	-	34.84	6.31	43.07
PK	6.143G	110.94	Inf	-Inf	112.28	3	Horizontal	348	2.85	-	35.10	6.54	42.98
AV	6.14G	100.16	Inf	-Inf	101.50	3	Horizontal	348	2.85	-	35.10	6.54	42.98

5.925-6.425GHz_802.11be EHT320_Nss1,(MCS0),2xRU996+RU484 CP 6_2TX

6105MHz_TX

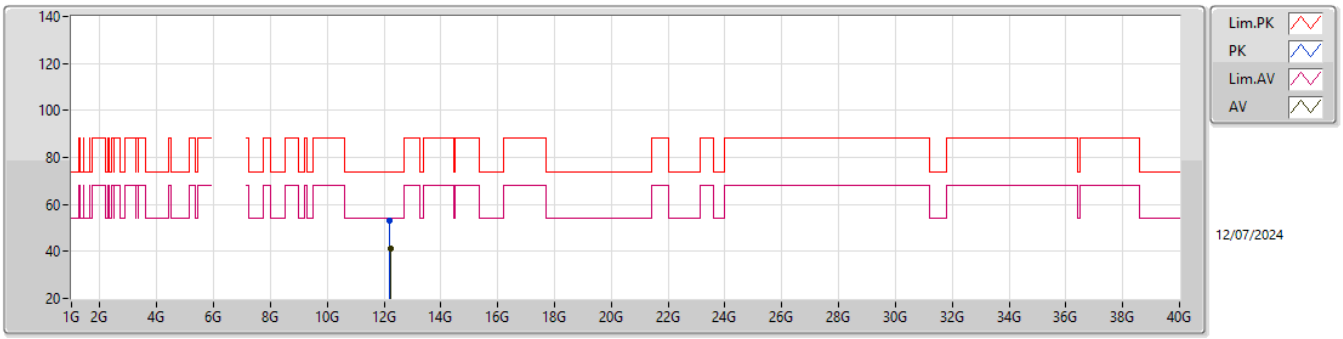

EUT Y_1TX
Setting 19.5
04-H-Y-1

Type	Freq	Level	Limit	Margin	Raw	Dist	Condition	Azimuth	Height	Comment	AF	CL	PA
	(Hz)	(dBuV/m)	(dBuV/m)	(dB)	(dBuV)	(m)		(°)	(m)		(dB)	(dB)	(dB)
PK	12.21078G	53.36	74.00	-20.64	48.22	3	Vertical	45	2.64	-	38.30	9.81	42.97
AV	12.21642G	41.40	54.00	-12.60	36.26	3	Vertical	45	2.64	-	38.30	9.81	42.97

5.925-6.425GHz_802.11be EHT320_Nss1,(MCS0),2xRU996+RU484 CP 6_2TX

6105MHz_TX

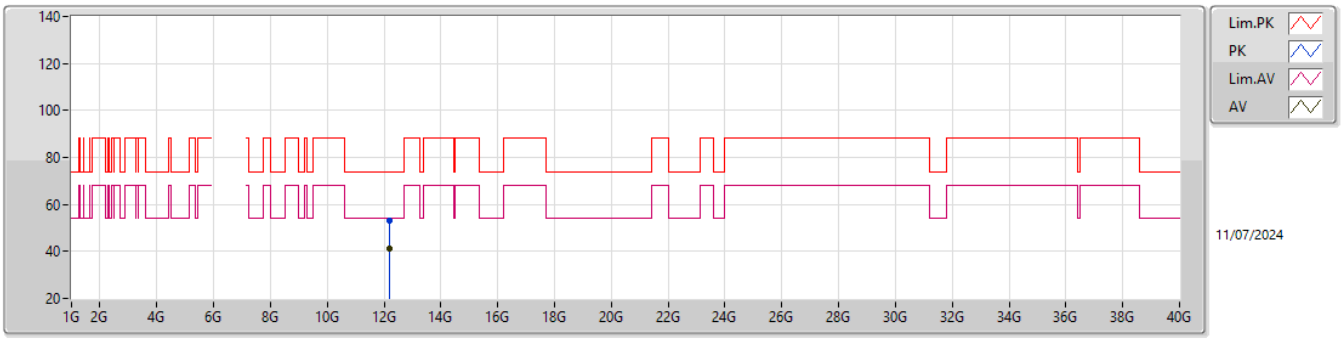

EUT Y_1TX
Setting 19.5
04-H-Y-1

Type	Freq	Level	Limit	Margin	Raw	Dist	Condition	Azimuth	Height	Comment	AF	CL	PA
	(Hz)	(dBuV/m)	(dBuV/m)	(dB)	(dBuV)	(m)		(°)	(m)		(dB)	(dB)	(dB)
PK	12.21252G	53.17	74.00	-20.83	48.03	3	Horizontal	198	1.17	-	38.30	9.81	42.97
AV	12.20985G	41.34	54.00	-12.66	36.20	3	Horizontal	198	1.17	-	38.30	9.81	42.97

5.925-6.425GHz_802.11be EHT320_Nss1,(MCS0),2xRU996+RU484 CP 6_2TX

6105MHz_TX

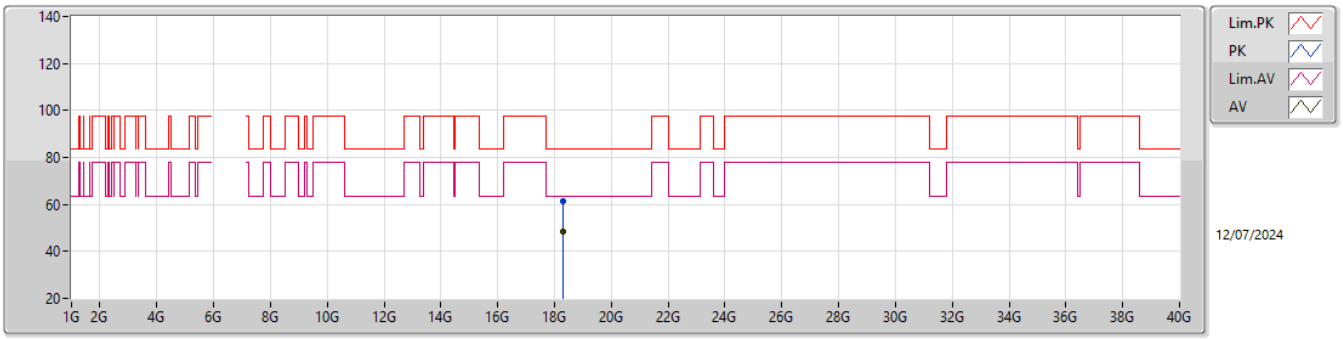

EUT Y_1TX
Setting 19.5
04-H-Y-1

Type	Freq	Level	Limit	Margin	Raw	Dist	Condition	Azimuth	Height	Comment	AF	CL	PA
	(Hz)	(dBuV/m)	(dBuV/m)	(dB)	(dBuV)	(m)		(°)	(m)		(dB)	(dB)	(dB)
PK	18.31449G	61.16	83.54	-22.38	57.97	1	Vertical	228	1.99	-	37.50	15.28	49.59
AV	18.30867G	48.43	63.54	-15.11	45.24	1	Vertical	228	1.99	-	37.50	15.28	49.59

5.925-6.425GHz_802.11be EHT320_Nss1,(MCS0),2xRU996+RU484 CP 6_2TX

6105MHz_TX

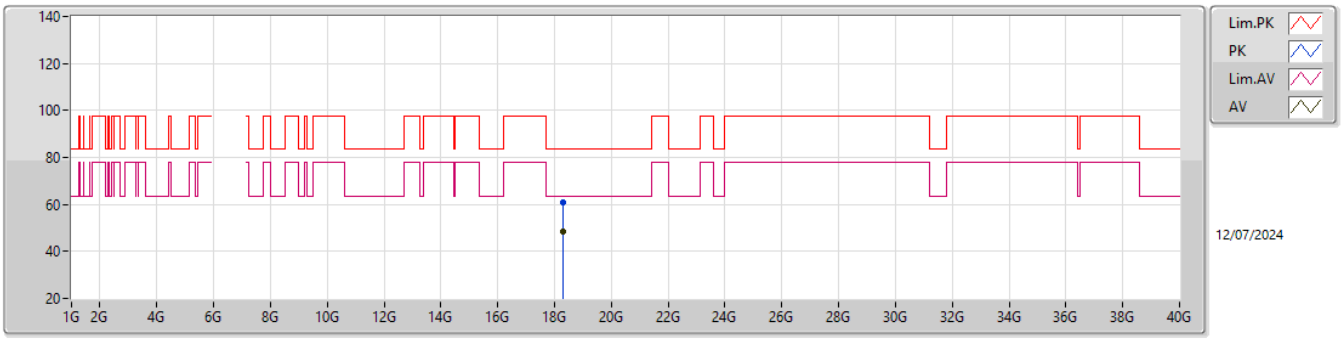

EUT Y_1TX
Setting 19.5
04-H-Y-1

Type	Freq	Level	Limit	Margin	Raw	Dist	Condition	Azimuth	Height	Comment	AF	CL	PA
	(Hz)	(dBuV/m)	(dBuV/m)	(dB)	(dBuV)	(m)		(°)	(m)		(dB)	(dB)	(dB)
PK	18.31113G	61.03	83.54	-22.51	57.84	1	Horizontal	142	1.06	-	37.50	15.28	49.59
AV	18.31419G	48.44	63.54	-15.10	45.25	1	Horizontal	142	1.06	-	37.50	15.28	49.59

5.925-6.425GHz_802.11be EHT80_Nss1,(MCS0),RU484+RU242 CP 4_4TX

5985MHz_TX

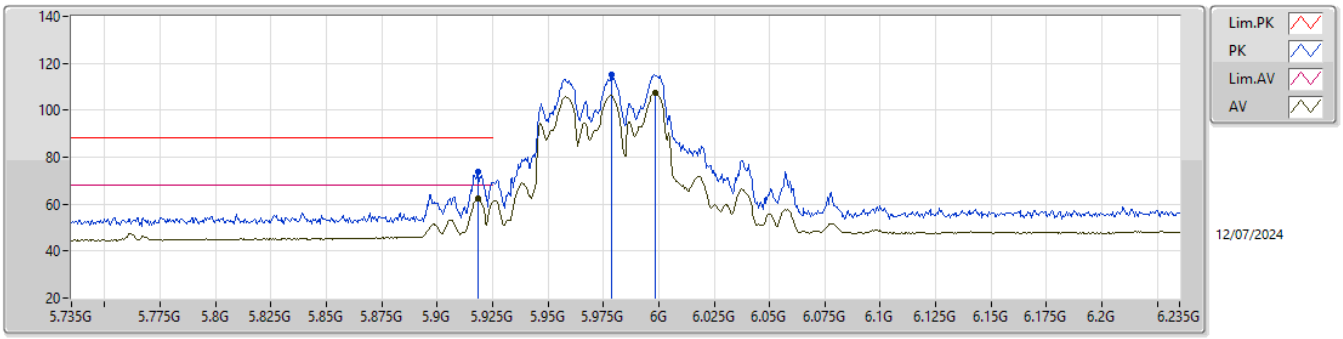

EUT X_4TX
Setting 17.5
04-H-J-8-10

Type	Freq	Level	Limit	Margin	Raw	Dist	Condition	Azimuth	Height	Comment	AF	CL	PA
	(Hz)	(dBuV/m)	(dBuV/m)	(dB)	(dBuV)	(m)		(°)	(m)		(dB)	(dB)	(dB)
PK	5.9185G	73.79	88.20	-14.41	75.75	3	Vertical	13	1.77	-	34.81	6.31	43.08
RMS	5.9185G	62.16	68.20	-6.04	64.12	3	Vertical	13	1.77	-	34.81	6.31	43.08
PK	5.9785G	115.22	Inf	-Inf	116.90	3	Vertical	13	1.77	-	35.00	6.36	43.04
RMS	5.9985G	107.26	Inf	-Inf	108.91	3	Vertical	13	1.77	-	35.00	6.38	43.03

5.925-6.425GHz_802.11be EHT80_Nss1,(MCS0),RU484+RU242 CP 4_4TX

5985MHz_TX

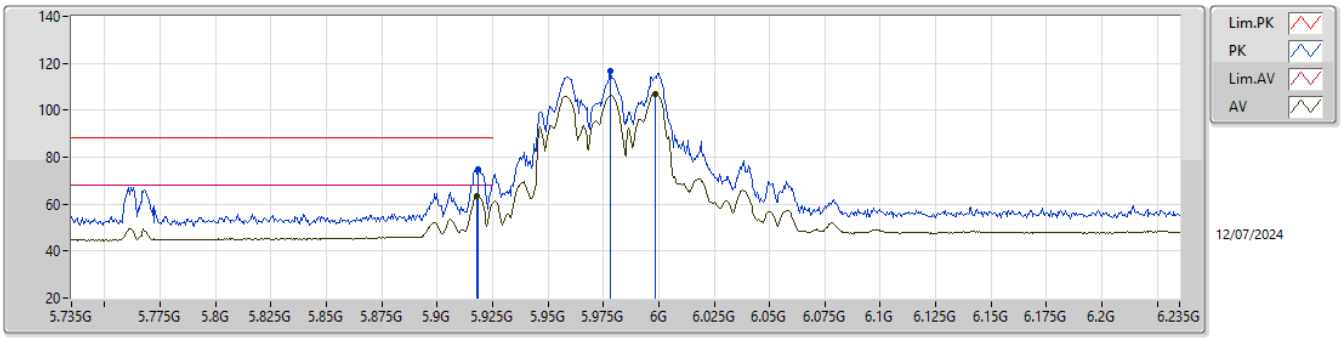

EUT X_4TX
Setting 17.5
04-H-J-8-10

Type	Freq	Level	Limit	Margin	Raw	Dist	Condition	Azimuth	Height	Comment	AF	CL	PA
	(Hz)	(dBuV/m)	(dBuV/m)	(dB)	(dBuV)	(m)		(°)	(m)		(dB)	(dB)	(dB)
PK	5.9185G	74.70	88.20	-13.50	76.66	3	Horizontal	9	1.80	-	34.81	6.31	43.08
RMS	5.918G	63.48	68.20	-4.72	65.44	3	Horizontal	9	1.80	-	34.81	6.31	43.08
PK	5.978G	116.90	Inf	-Inf	118.58	3	Horizontal	9	1.80	-	35.00	6.36	43.04
RMS	5.9985G	107.13	Inf	-Inf	108.78	3	Horizontal	9	1.80	-	35.00	6.38	43.03

5.925-6.425GHz_802.11be EHT80_Nss1,(MCS0),RU484+RU242 CP 4_4TX

5985MHz_TX

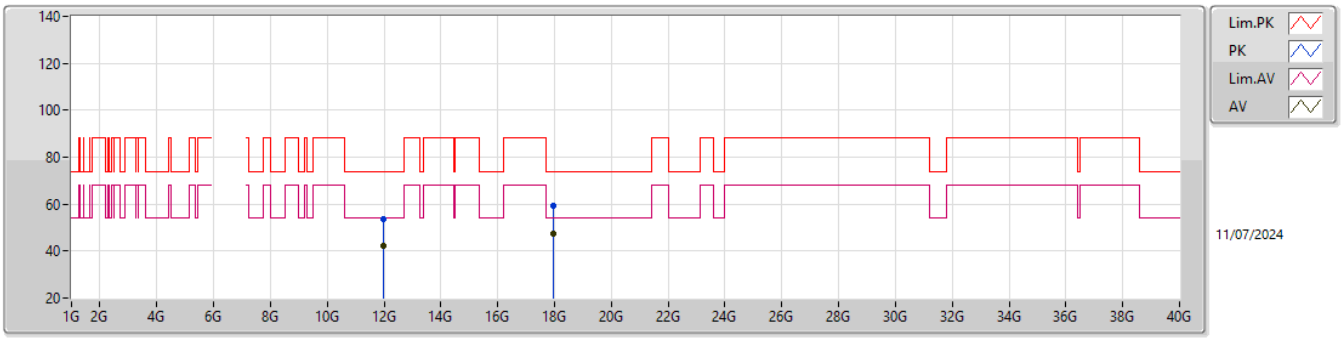

EUT X_4TX
Setting 17.5
04-H-Y-1

Type	Freq	Level	Limit	Margin	Raw	Dist	Condition	Azimuth	Height	Comment	AF	CL	PA
	(Hz)	(dBuV/m)	(dBuV/m)	(dB)	(dBuV)	(m)		(°)	(m)		(dB)	(dB)	(dB)
PK	11.97927G	53.67	74.00	-20.33	48.25	3	Vertical	110	2.64	-	38.60	9.72	42.90
AV	11.98065G	42.20	54.00	-11.80	36.78	3	Vertical	110	2.64	-	38.60	9.72	42.90
PK	17.96196G	59.18	74.00	-14.82	46.02	3	Vertical	282	1.35	-	41.60	13.03	41.47
AV	17.95602G	47.19	54.00	-6.81	34.05	3	Vertical	282	1.35	-	41.60	13.02	41.48

5.925-6.425GHz_802.11be EHT80_Nss1,(MCS0),RU484+RU242 CP 4_4TX

5985MHz_TX

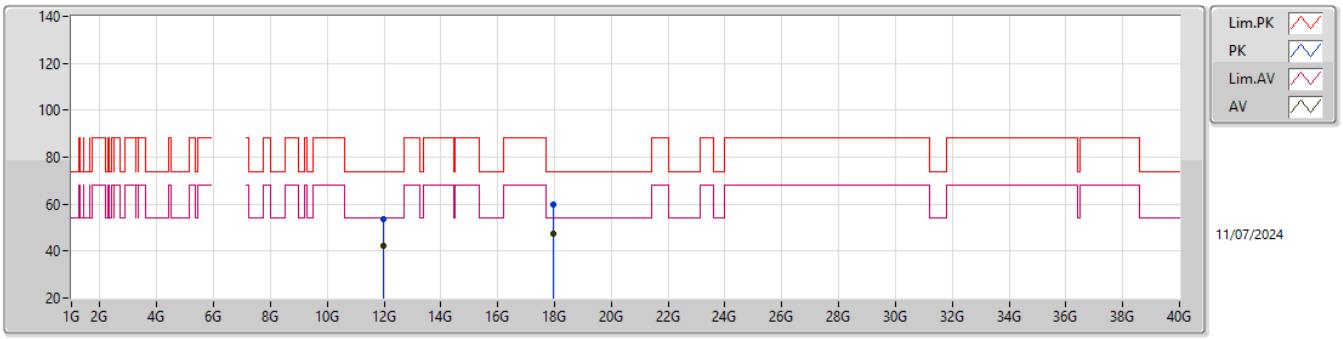

EUT X_4TX
Setting 17.5
04-H-Y-1

Type	Freq	Level	Limit	Margin	Raw	Dist	Condition	Azimuth	Height	Comment	AF	CL	PA
	(Hz)	(dBuV/m)	(dBuV/m)	(dB)	(dBuV)	(m)		(°)	(m)		(dB)	(dB)	(dB)
PK	11.97543G	53.76	74.00	-20.24	48.35	3	Horizontal	68	2.91	-	38.60	9.72	42.91
AV	11.97828G	42.25	54.00	-11.75	36.83	3	Horizontal	68	2.91	-	38.60	9.72	42.90
PK	17.94711G	59.66	74.00	-14.34	46.55	3	Horizontal	62	1.64	-	41.59	13.02	41.50
AV	17.95746G	47.21	54.00	-6.79	34.06	3	Horizontal	62	1.64	-	41.60	13.03	41.48

5.925-6.425GHz_802.11be EHT80_Nss1,(MCS0),RU484+RU242 CP 4_4TX

5985MHz_TX

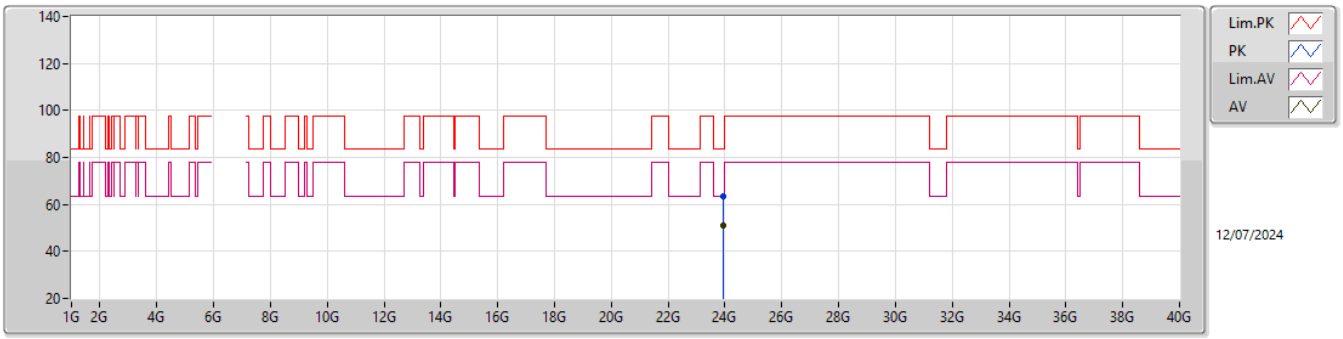

EUT X_4TX
Setting 17.5
04-H-Y-1

Type	Freq	Level	Limit	Margin	Raw	Dist	Condition	Azimuth	Height	Comment	AF	CL	PA
	(Hz)	(dBuV/m)	(dBuV/m)	(dB)	(dBuV)	(m)		(°)	(m)		(dB)	(dB)	(dB)
PK	23.93835G	63.21	83.54	-20.33	54.07	1	Vertical	49	1.59	-	38.88	17.38	47.12
AV	23.94135G	51.06	63.54	-12.48	41.92	1	Vertical	49	1.59	-	38.88	17.38	47.12

5.925-6.425GHz_802.11be EHT80_Nss1,(MCS0),RU484+RU242 CP 4_4TX

5985MHz_TX

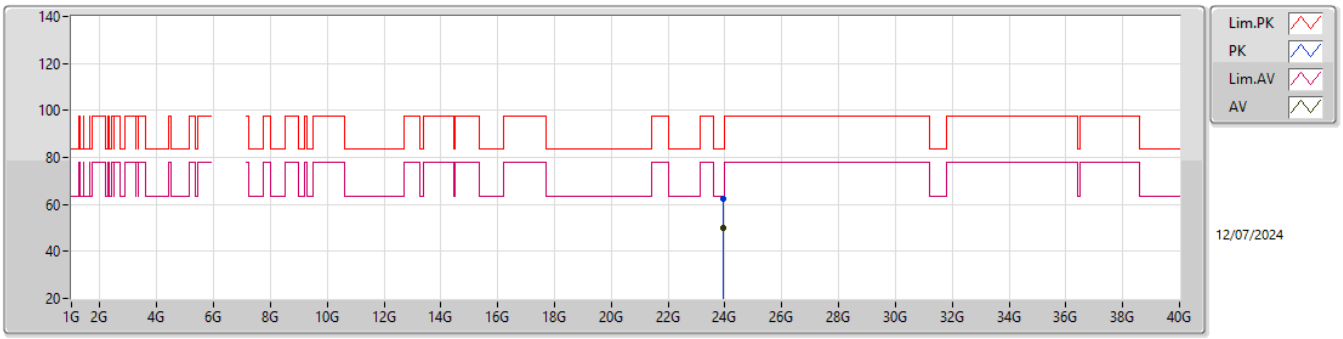

EUT X_4TX
Setting 17.5
04-H-Y-1

Type	Freq	Level	Limit	Margin	Raw	Dist	Condition	Azimuth	Height	Comment	AF	CL	PA
	(Hz)	(dBuV/m)	(dBuV/m)	(dB)	(dBuV)	(m)		(°)	(m)		(dB)	(dB)	(dB)
PK	23.94993G	62.46	83.54	-21.08	53.30	1	Horizontal	6	2.55	-	38.90	17.38	47.12
AV	23.95422G	50.10	63.54	-13.44	40.90	1	Horizontal	6	2.55	-	38.92	17.39	47.11

5.925-6.425GHz_802.11be EHT160_Nss1,(MCS0),RU996+RU484+RU242 CP 8_4TX

6025MHz_TX

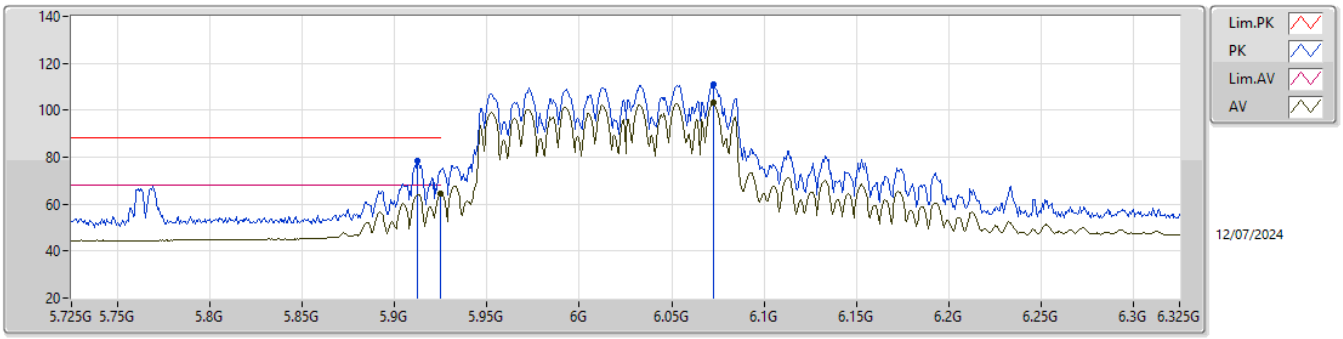

EUT X_4TX
Setting 18.5
04-H-J-8-10

Type	Freq	Level	Limit	Margin	Raw	Dist	Condition	Azimuth	Height	Comment	AF	CL	PA
	(Hz)	(dBuV/m)	(dBuV/m)	(dB)	(dBuV)	(m)		(°)	(m)		(dB)	(dB)	(dB)
PK	5.9122G	78.70	88.20	-9.50	80.71	3	Vertical	30	1.95	-	34.77	6.30	43.08
RMS	5.9248G	64.40	68.20	-3.80	66.31	3	Vertical	30	1.95	-	34.85	6.31	43.07
PK	6.0724G	110.93	Inf	-Inf	112.44	3	Vertical	30	1.95	-	35.04	6.46	43.01
RMS	6.0724G	103.06	Inf	-Inf	104.57	3	Vertical	30	1.95	-	35.04	6.46	43.01

5.925-6.425GHz_802.11be EHT160_Nss1,(MCS0),RU996+RU484+RU242 CP 8_4TX

6025MHz_TX

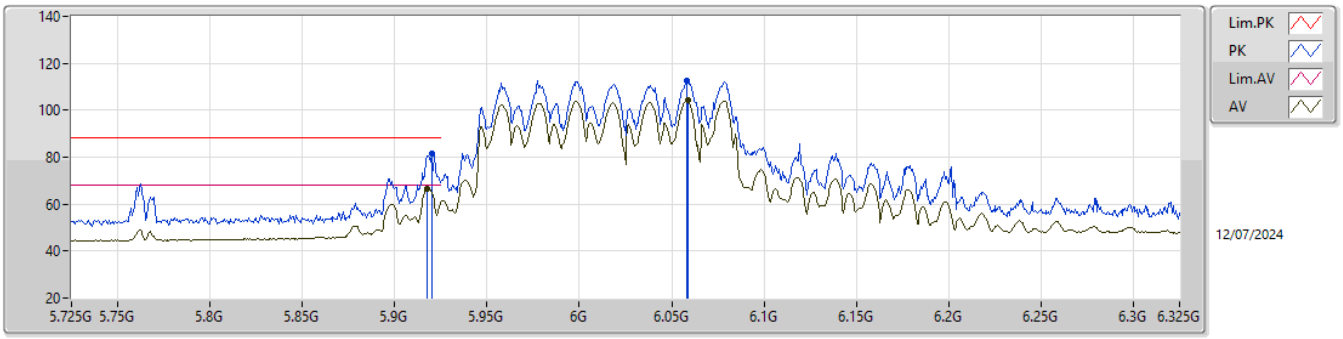

EUT X_4TX
Setting 18.5
04-H-J-8-10

Type	Freq	Level	Limit	Margin	Raw	Dist	Condition	Azimuth	Height	Comment	AF	CL	PA
	(Hz)	(dBuV/m)	(dBuV/m)	(dB)	(dBuV)	(m)		(°)	(m)		(dB)	(dB)	(dB)
PK	5.92G	81.42	88.20	-6.78	83.36	3	Horizontal	16	1.80	-	34.82	6.31	43.07
RMS	5.9176G	66.44	68.20	-1.76	68.40	3	Horizontal	16	1.80	-	34.81	6.31	43.08
PK	6.058G	112.71	Inf	-Inf	114.25	3	Horizontal	16	1.80	-	35.02	6.45	43.01
RMS	6.0586G	104.22	Inf	-Inf	105.76	3	Horizontal	16	1.80	-	35.02	6.45	43.01

5.925-6.425GHz_802.11be EHT160_Nss1,(MCS0),RU996+RU484+RU242 CP 8_4TX

6025MHz_TX

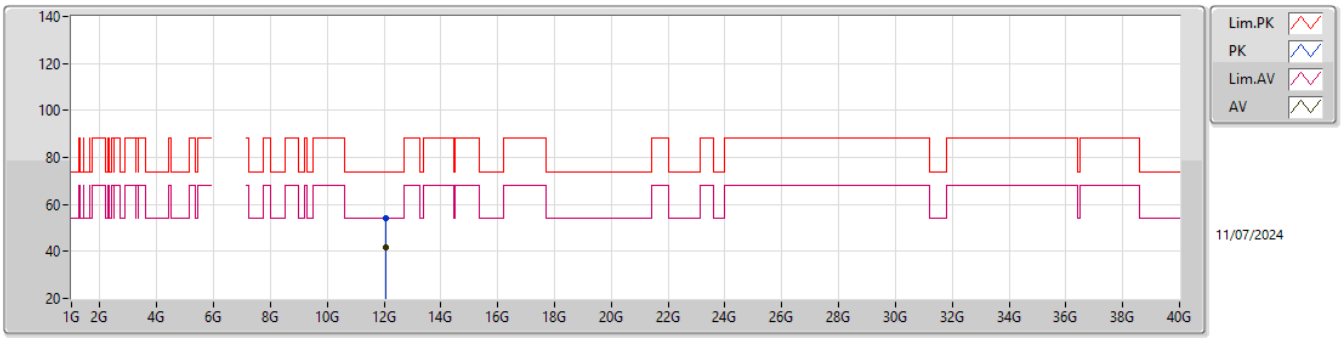

EUT X_4TX
Setting 18.5
04-H-Y-1

Type	Freq	Level	Limit	Margin	Raw	Dist	Condition	Azimuth	Height	Comment	AF	CL	PA
	(Hz)	(dBuV/m)	(dBuV/m)	(dB)	(dBuV)	(m)		(°)	(m)		(dB)	(dB)	(dB)
PK	12.05141G	54.38	74.00	-19.62	49.04	3	Vertical	163	2.74	-	38.50	9.75	42.91
AV	12.0614G	41.64	54.00	-12.36	36.30	3	Vertical	163	2.74	-	38.50	9.75	42.91

5.925-6.425GHz_802.11be EHT160_Nss1,(MCS0),RU996+RU484+RU242 CP 8_4TX

6025MHz_TX

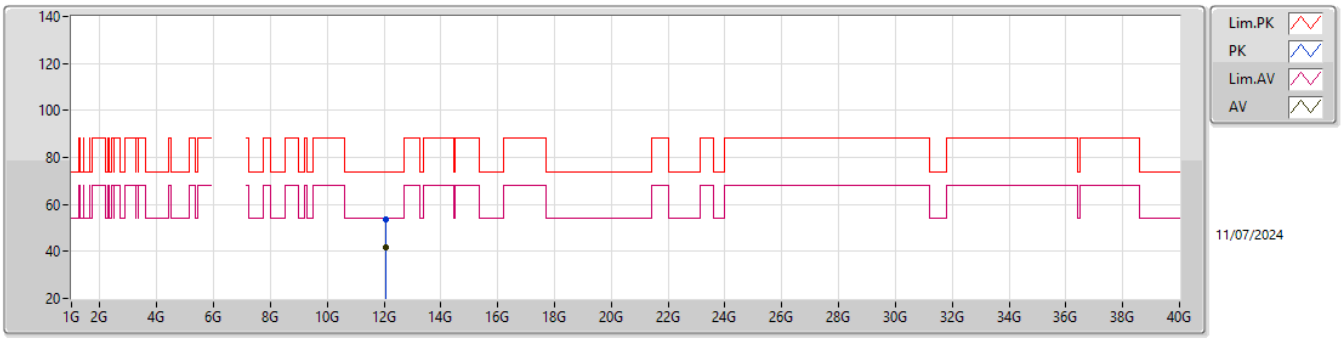

EUT X_4TX
Setting 18.5
04-H-Y-1

Type	Freq	Level	Limit	Margin	Raw	Dist	Condition	Azimuth	Height	Comment	AF	CL	PA
	(Hz)	(dBuV/m)	(dBuV/m)	(dB)	(dBuV)	(m)		(°)	(m)		(dB)	(dB)	(dB)
PK	12.0485G	53.67	74.00	-20.33	48.33	3	Horizontal	121	1.26	-	38.50	9.75	42.91
AV	12.05546G	41.66	54.00	-12.34	36.32	3	Horizontal	121	1.26	-	38.50	9.75	42.91

5.925-6.425GHz_802.11be EHT160_Nss1,(MCS0),RU996+RU484+RU242 CP 8_4TX

6025MHz_TX

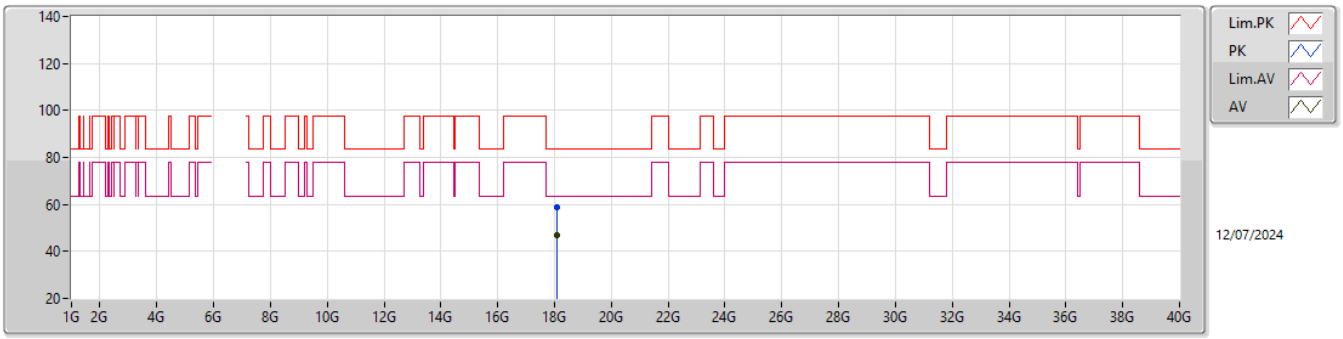

EUT X_4TX
Setting 18.5
04-H-Y-1

Type	Freq	Level	Limit	Margin	Raw	Dist	Condition	Azimuth	Height	Comment	AF	CL	PA
	(Hz)	(dBuV/m)	(dBuV/m)	(dB)	(dBuV)	(m)		(°)	(m)		(dB)	(dB)	(dB)
PK	18.08319G	58.63	83.54	-24.91	55.28	1	Vertical	111	2.71	-	37.53	15.30	49.48
AV	18.08925G	47.01	63.54	-16.53	43.63	1	Vertical	111	2.71	-	37.56	15.30	49.48

5.925-6.425GHz_802.11be EHT160_Nss1,(MCS0),RU996+RU484+RU242 CP 8_4TX

6025MHz_TX

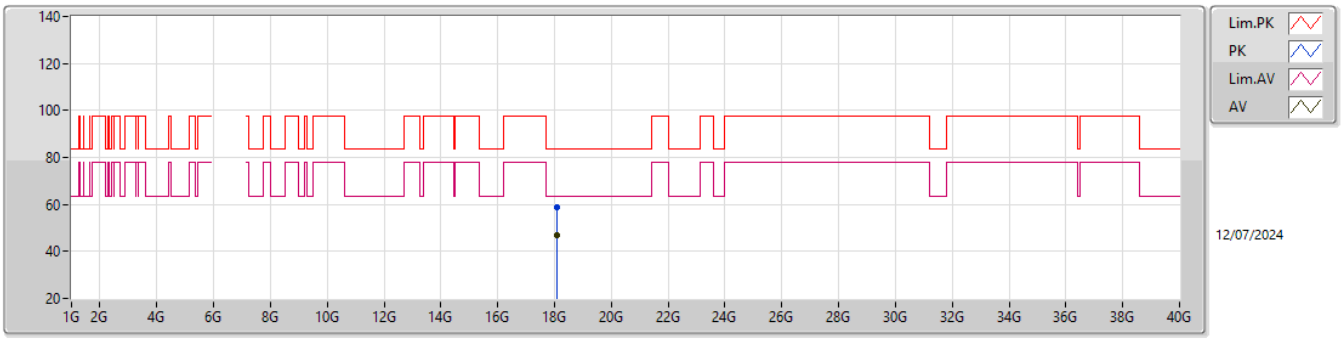

EUT X_4TX
Setting 18.5
04-H-Y-1

Type	Freq	Level	Limit	Margin	Raw	Dist	Condition	Azimuth	Height	Comment	AF	CL	PA
	(Hz)	(dBuV/m)	(dBuV/m)	(dB)	(dBuV)	(m)		(°)	(m)		(dB)	(dB)	(dB)
PK	18.08511G	58.62	83.54	-24.92	55.26	1	Horizontal	234	1.30	-	37.54	15.30	49.48
AV	18.0888G	46.90	63.54	-16.64	43.52	1	Horizontal	234	1.30	-	37.56	15.30	49.48

5.925-6.425GHz_802.11be EHT160_Nss1,(MCS0),RU996+RU484 CP 4_4TX

6025MHz_TX

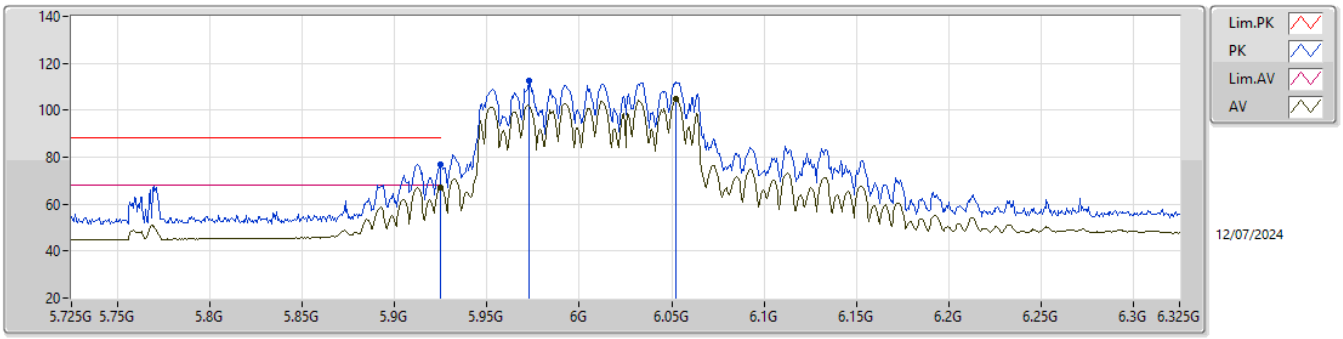

EUT X_4TX
Setting 19
04-H-Y-1-10

Type	Freq	Level	Limit	Margin	Raw	Dist	Condition	Azimuth	Height	Comment	AF	CL	PA
	(Hz)	(dBuV/m)	(dBuV/m)	(dB)	(dBuV)	(m)		(°)	(m)		(dB)	(dB)	(dB)
PK	5.9248G	76.88	88.20	-11.32	78.79	3	Vertical	26	1.89	-	34.85	6.31	43.07
RMS	5.9248G	67.14	68.20	-1.06	69.05	3	Vertical	26	1.89	-	34.85	6.31	43.07
PK	5.9728G	112.50	Inf	-Inf	114.19	3	Vertical	26	1.89	-	35.00	6.36	43.05
RMS	6.0526G	104.81	Inf	-Inf	106.37	3	Vertical	26	1.89	-	35.01	6.44	43.01

5.925-6.425GHz_802.11be EHT160_Nss1,(MCS0),RU996+RU484 CP 4_4TX

6025MHz_TX

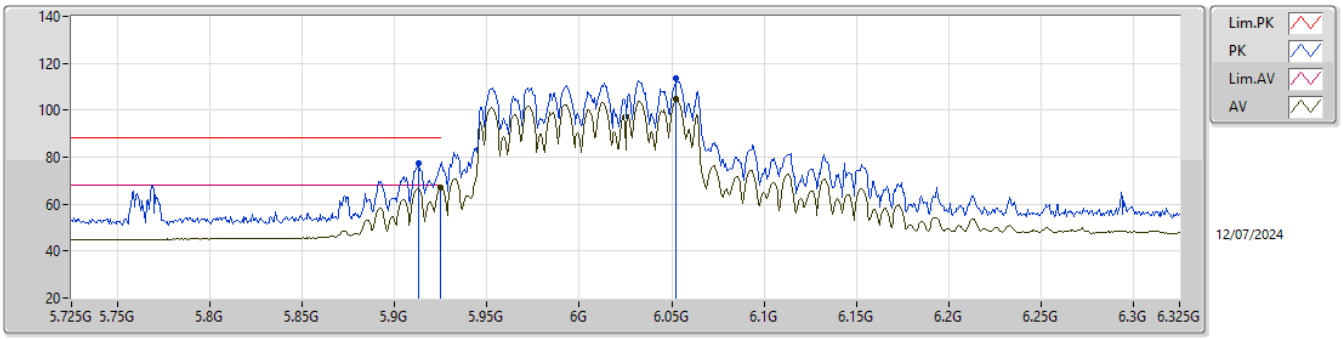

EUT X_4TX
Setting 19
04-H-Y-1-10

Type	Freq	Level	Limit	Margin	Raw	Dist	Condition	Azimuth	Height	Comment	AF	CL	PA
	(Hz)	(dBuV/m)	(dBuV/m)	(dB)	(dBuV)	(m)		(°)	(m)		(dB)	(dB)	(dB)
PK	5.9128G	77.31	88.20	-10.89	79.31	3	Horizontal	28	1.95	-	34.78	6.30	43.08
RMS	5.9248G	67.00	68.20	-1.20	68.91	3	Horizontal	28	1.95	-	34.85	6.31	43.07
PK	6.0526G	113.43	Inf	-Inf	114.99	3	Horizontal	28	1.95	-	35.01	6.44	43.01
RMS	6.0526G	104.70	Inf	-Inf	106.26	3	Horizontal	28	1.95	-	35.01	6.44	43.01

5.925-6.425GHz_802.11be EHT160_Nss1,(MCS0),RU996+RU484 CP 4_4TX

6025MHz_TX

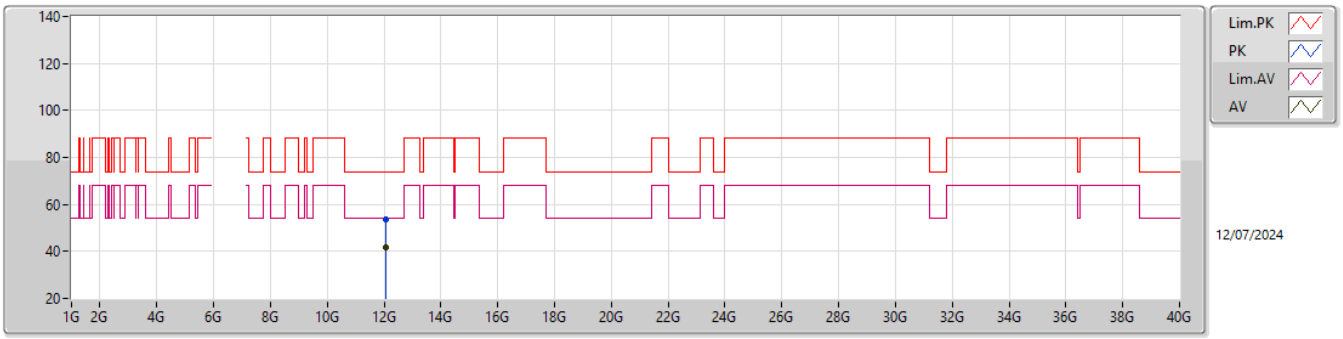

EUT X_4TX
Setting 19
04-H-Y-1

Type	Freq	Level	Limit	Margin	Raw	Dist	Condition	Azimuth	Height	Comment	AF	CL	PA
	(Hz)	(dBuV/m)	(dBuV/m)	(dB)	(dBuV)	(m)		(°)	(m)		(dB)	(dB)	(dB)
PK	12.05069G	53.61	74.00	-20.39	48.27	3	Vertical	23	1.30	-	38.50	9.75	42.91
AV	12.05915G	41.83	54.00	-12.17	36.49	3	Vertical	23	1.30	-	38.50	9.75	42.91

5.925-6.425GHz_802.11be EHT160_Nss1,(MCS0),RU996+RU484 CP 4_4TX

6025MHz_TX

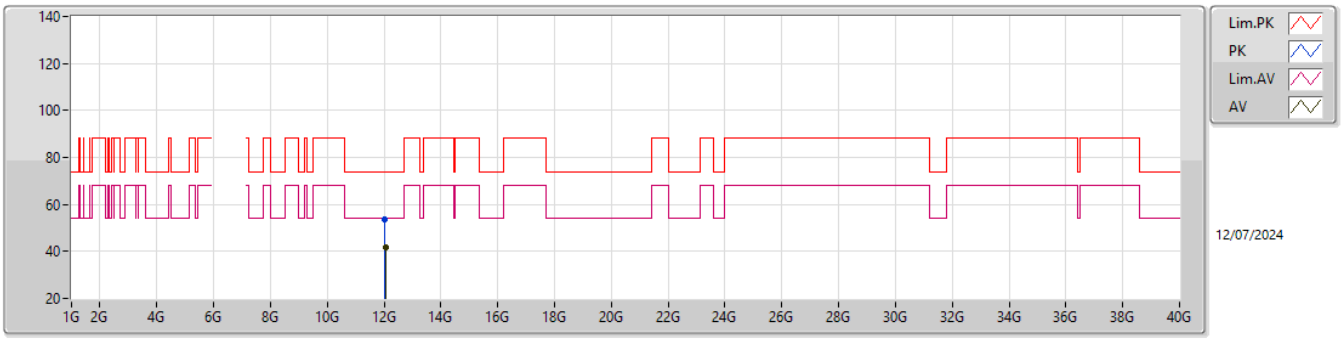

EUT X_4TX
Setting 19
04-H-Y-1

Type	Freq	Level	Limit	Margin	Raw	Dist	Condition	Azimuth	Height	Comment	AF	CL	PA
	(Hz)	(dBuV/m)	(dBuV/m)	(dB)	(dBuV)	(m)		(°)	(m)		(dB)	(dB)	(dB)
PK	12.03788G	53.68	74.00	-20.32	48.32	3	Horizontal	181	2.35	-	38.52	9.74	42.90
AV	12.06176G	41.91	54.00	-12.09	36.57	3	Horizontal	181	2.35	-	38.50	9.75	42.91

5.925-6.425GHz_802.11be EHT160_Nss1,(MCS0),RU996+RU484 CP 4_4TX

6025MHz_TX

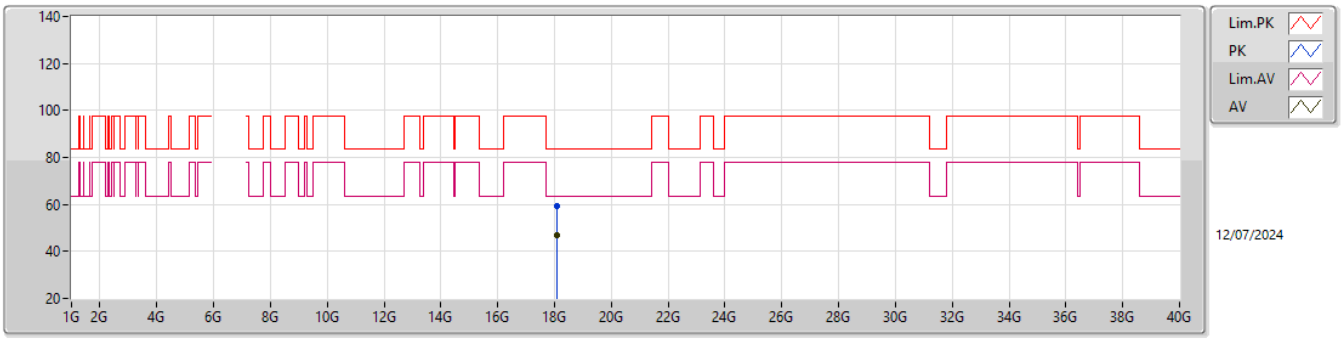

EUT X_4TX
Setting 19
04-H-Y-1

Type	Freq	Level	Limit	Margin	Raw	Dist	Condition	Azimuth	Height	Comment	AF	CL	PA
	(Hz)	(dBuV/m)	(dBuV/m)	(dB)	(dBuV)	(m)		(°)	(m)		(dB)	(dB)	(dB)
PK	18.0888G	59.09	83.54	-24.45	55.71	1	Vertical	99	1.26	-	37.56	15.30	49.48
AV	18.08697G	47.14	63.54	-16.40	43.77	1	Vertical	99	1.26	-	37.55	15.30	49.48

5.925-6.425GHz_802.11be EHT160_Nss1,(MCS0),RU996+RU484 CP 4_4TX

6025MHz_TX

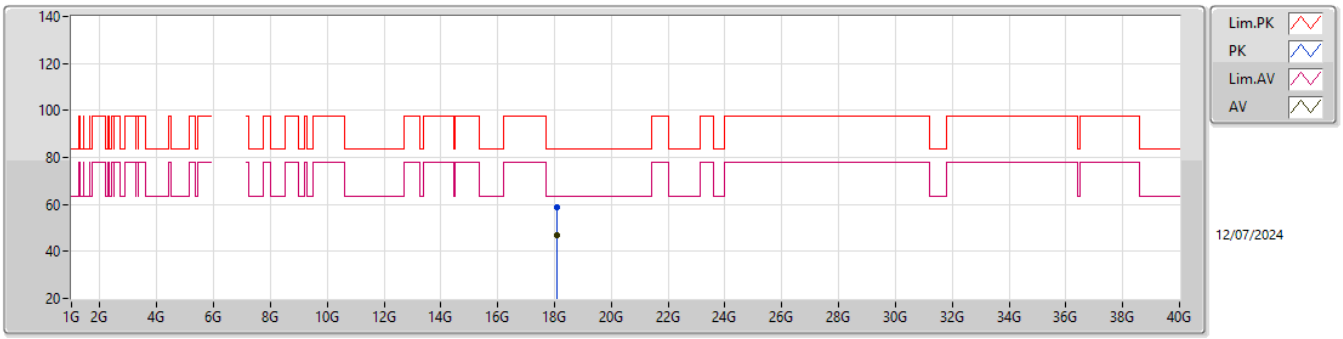

EUT X_4TX
Setting 19
04-H-Y-1

Type	Freq	Level	Limit	Margin	Raw	Dist	Condition	Azimuth	Height	Comment	AF	CL	PA
	(Hz)	(dBuV/m)	(dBuV/m)	(dB)	(dBuV)	(m)		(°)	(m)		(dB)	(dB)	(dB)
PK	18.08235G	58.71	83.54	-24.83	55.36	1	Horizontal	188	1.44	-	37.53	15.30	49.48
AV	18.08826G	47.15	63.54	-16.39	43.78	1	Horizontal	188	1.44	-	37.55	15.30	49.48

5.925-6.425GHz_802.11be EHT320_Nss1,(MCS0),3xRU996+RU484 CP 5_4TX

6105MHz_TX

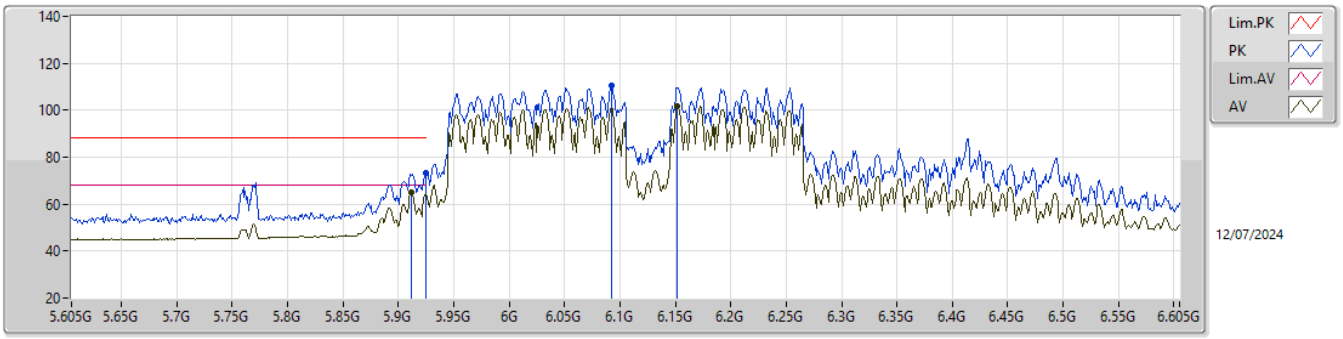

EUT X_4TX
Setting 19
04-H-Y-1-10

Type	Freq	Level	Limit	Margin	Raw	Dist	Condition	Azimuth	Height	Comment	AF	CL	PA
	(Hz)	(dBuV/m)	(dBuV/m)	(dB)	(dBuV)	(m)		(°)	(m)		(dB)	(dB)	(dB)
PK	5.925G	73.35	88.20	-14.85	75.26	3	Vertical	24	1.80	-	34.85	6.31	43.07
RMS	5.912G	65.05	68.20	-3.15	67.06	3	Vertical	24	1.80	-	34.77	6.30	43.08
PK	6.092G	110.67	Inf	-Inf	112.10	3	Vertical	24	1.80	-	35.08	6.49	43.00
RMS	6.152G	101.84	Inf	-Inf	103.17	3	Vertical	24	1.80	-	35.10	6.55	42.98

5.925-6.425GHz_802.11be EHT320_Nss1,(MCS0),3xRU996+RU484 CP 5_4TX

6105MHz_TX

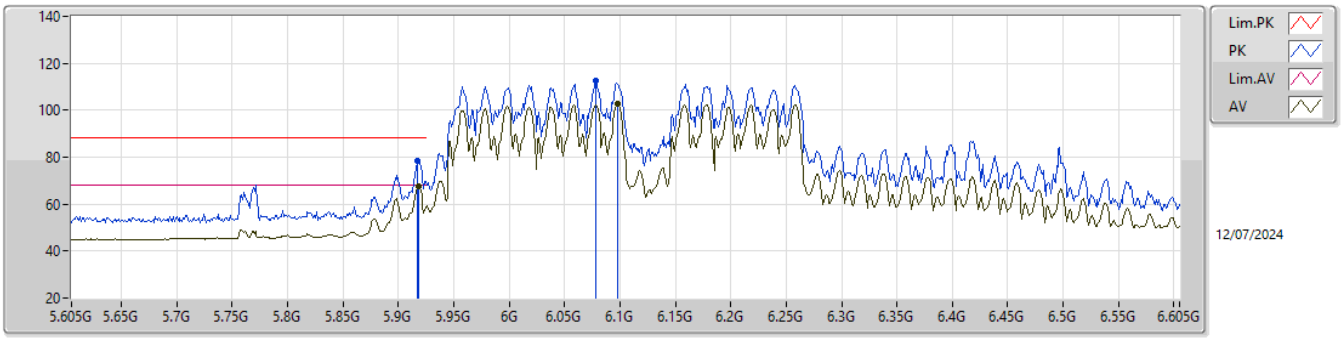

EUT X_4TX
Setting 19
04-H-Y-1-10

Type	Freq	Level	Limit	Margin	Raw	Dist	Condition	Azimuth	Height	Comment	AF	CL	PA
	(Hz)	(dBuV/m)	(dBuV/m)	(dB)	(dBuV)	(m)		(°)	(m)		(dB)	(dB)	(dB)
PK	5.917G	78.51	88.20	-9.69	80.48	3	Horizontal	12	1.80	-	34.80	6.31	43.08
RMS	5.918G	67.73	68.20	-0.47	69.69	3	Horizontal	12	1.80	-	34.81	6.31	43.08
PK	6.078G	112.56	Inf	-Inf	114.03	3	Horizontal	12	1.80	-	35.06	6.47	43.00
RMS	6.098G	102.83	Inf	-Inf	104.24	3	Horizontal	12	1.80	-	35.10	6.49	43.00

5.925-6.425GHz_802.11be EHT320_Nss1,(MCS0),3xRU996+RU484 CP 5_4TX

6105MHz_TX

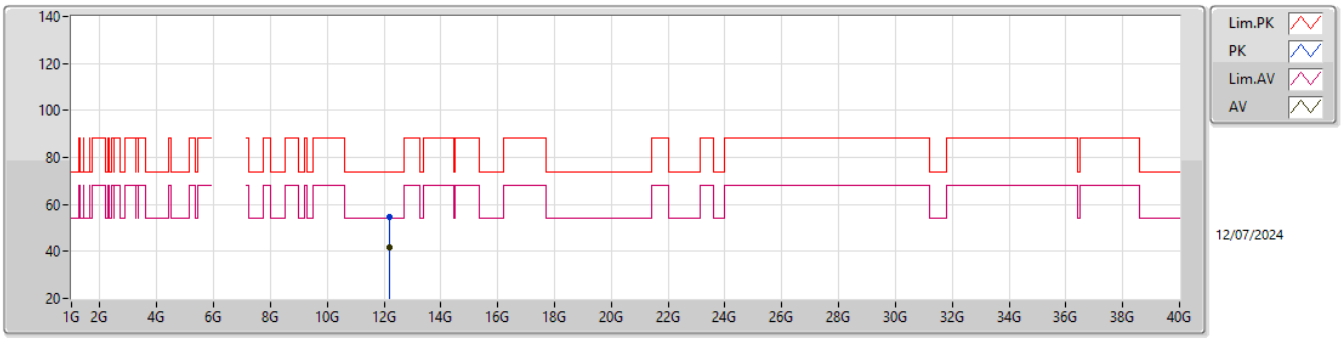

EUT X_4TX
Setting 19
04-H-Y-1

Type	Freq	Level	Limit	Margin	Raw	Dist	Condition	Azimuth	Height	Comment	AF	CL	PA
	(Hz)	(dBuV/m)	(dBuV/m)	(dB)	(dBuV)	(m)		(°)	(m)		(dB)	(dB)	(dB)
PK	12.19806G	54.60	74.00	-19.40	49.45	3	Vertical	319	2.71	-	38.30	9.81	42.96
AV	12.19539G	41.89	54.00	-12.11	36.73	3	Vertical	319	2.71	-	38.31	9.81	42.96

5.925-6.425GHz_802.11be EHT320_Nss1,(MCS0),3xRU996+RU484 CP 5_4TX

6105MHz_TX

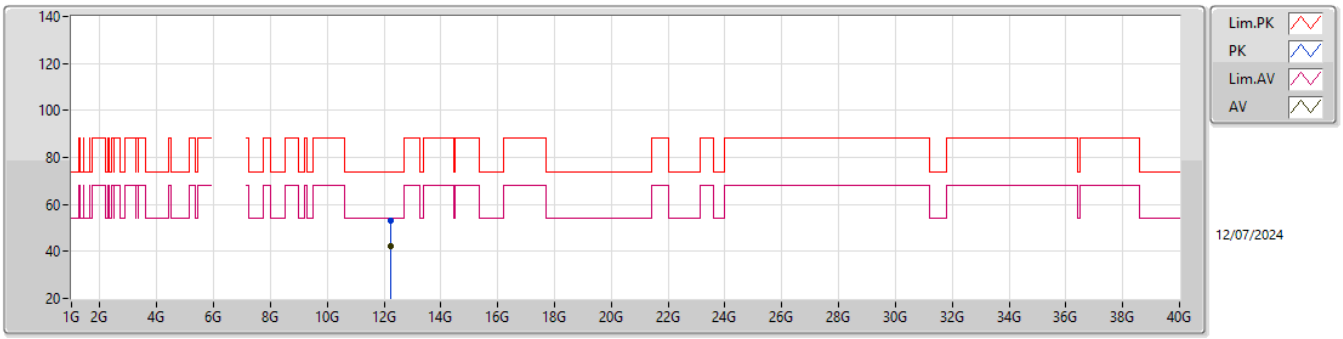

EUT X_4TX
Setting 19
04-H-Y-1

Type	Freq	Level	Limit	Margin	Raw	Dist	Condition	Azimuth	Height	Comment	AF	CL	PA
	(Hz)	(dBuV/m)	(dBuV/m)	(dB)	(dBuV)	(m)		(°)	(m)		(dB)	(dB)	(dB)
PK	12.21417G	53.33	74.00	-20.67	48.19	3	Horizontal	225	2.23	-	38.30	9.81	42.97
AV	12.22464G	42.07	54.00	-11.93	36.92	3	Horizontal	225	2.23	-	38.30	9.82	42.97

5.925-6.425GHz_802.11be EHT320_Nss1,(MCS0),3xRU996+RU484 CP 5_4TX

6105MHz_TX

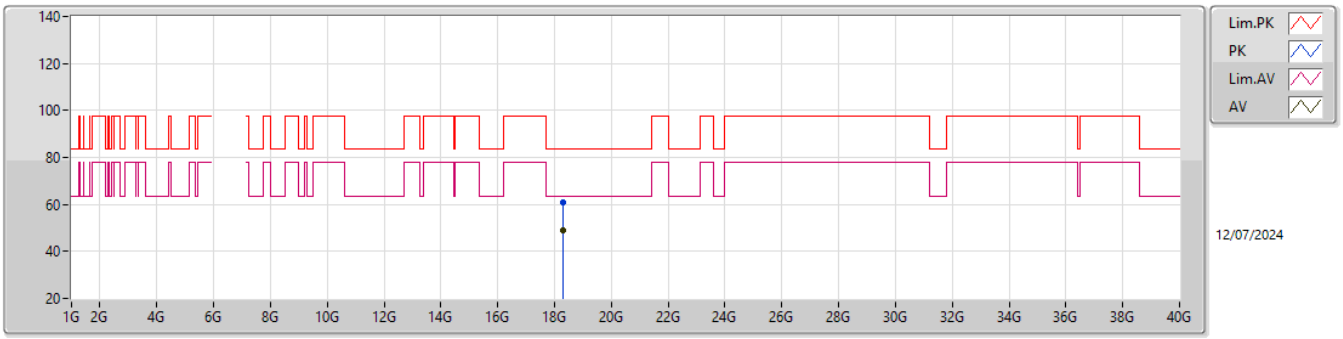

EUT X_4TX
Setting 19
04-H-Y-1

Type	Freq	Level	Limit	Margin	Raw	Dist	Condition	Azimuth	Height	Comment	AF	CL	PA
	(Hz)	(dBuV/m)	(dBuV/m)	(dB)	(dBuV)	(m)		(°)	(m)		(dB)	(dB)	(dB)
PK	18.30147G	60.70	83.54	-22.84	57.50	1	Vertical	323	1.10	-	37.50	15.28	49.58
AV	18.31713G	48.86	63.54	-14.68	45.67	1	Vertical	323	1.10	-	37.50	15.28	49.59

5.925-6.425GHz_802.11be EHT320_Nss1,(MCS0),3xRU996+RU484 CP 5_4TX

6105MHz_TX

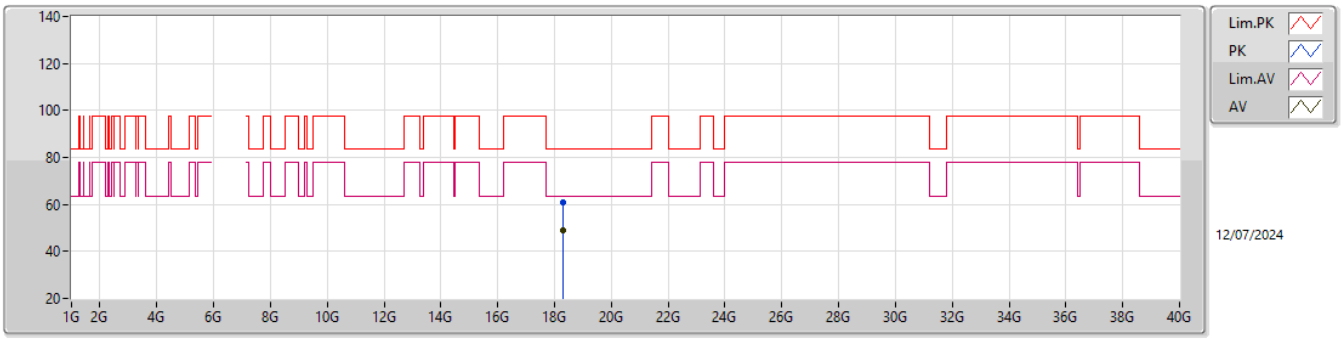

EUT X_4TX
Setting 19
04-H-Y-1

Type	Freq	Level	Limit	Margin	Raw	Dist	Condition	Azimuth	Height	Comment	AF	CL	PA
	(Hz)	(dBuV/m)	(dBuV/m)	(dB)	(dBuV)	(m)		(°)	(m)		(dB)	(dB)	(dB)
PK	18.31917G	60.88	83.54	-22.66	57.69	1	Horizontal	70	1.64	-	37.50	15.28	49.59
AV	18.31212G	49.02	63.54	-14.52	45.83	1	Horizontal	70	1.64	-	37.50	15.28	49.59

5.925-6.425GHz_802.11be EHT320_Nss1,(MCS0),3xRU996 CP 4_4TX

6105MHz_TX

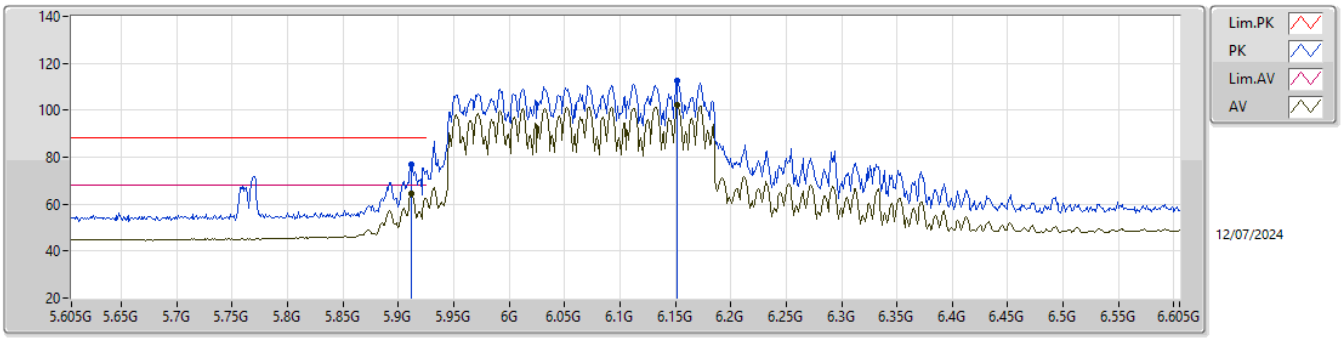

EUT X_4TX
Setting 19
04-H-Y-1-10

Type	Freq	Level	Limit	Margin	Raw	Dist	Condition	Azimuth	Height	Comment	AF	CL	PA
	(Hz)	(dBuV/m)	(dBuV/m)	(dB)	(dBuV)	(m)		(°)	(m)		(dB)	(dB)	(dB)
PK	5.912G	76.92	88.20	-11.28	78.93	3	Vertical	25	1.80	-	34.77	6.30	43.08
RMS	5.912G	64.47	68.20	-3.73	66.48	3	Vertical	25	1.80	-	34.77	6.30	43.08
PK	6.152G	112.39	Inf	-Inf	113.72	3	Vertical	25	1.80	-	35.10	6.55	42.98
RMS	6.152G	102.04	Inf	-Inf	103.37	3	Vertical	25	1.80	-	35.10	6.55	42.98

5.925-6.425GHz_802.11be EHT320_Nss1,(MCS0),3xRU996 CP 4_4TX

6105MHz_TX

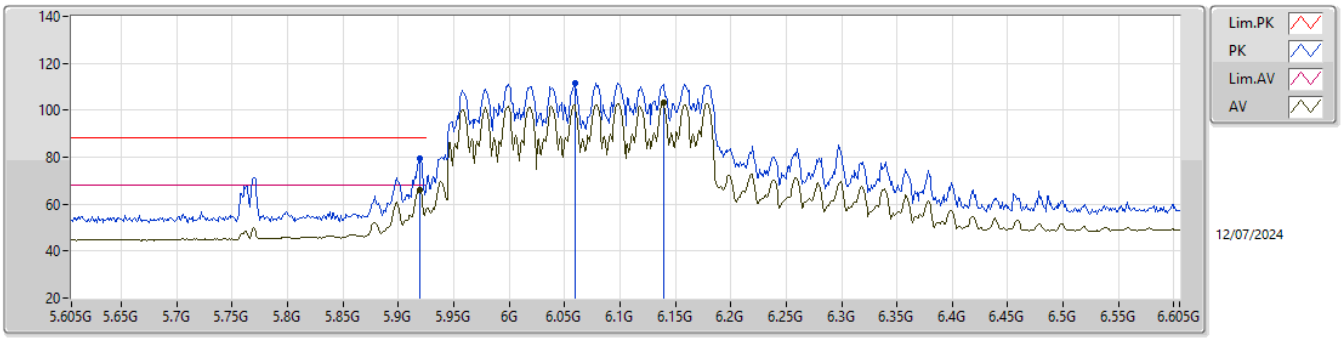

EUT X_4TX
Setting 19
04-H-Y-1-10

Type	Freq	Level	Limit	Margin	Raw	Dist	Condition	Azimuth	Height	Comment	AF	CL	PA
	(Hz)	(dBuV/m)	(dBuV/m)	(dB)	(dBuV)	(m)		(°)	(m)		(dB)	(dB)	(dB)
PK	5.919G	79.23	88.20	-8.97	81.19	3	Horizontal	12	1.96	-	34.81	6.31	43.08
RMS	5.919G	65.99	68.20	-2.21	67.95	3	Horizontal	12	1.96	-	34.81	6.31	43.08
PK	6.059G	111.51	Inf	-Inf	113.05	3	Horizontal	12	1.96	-	35.02	6.45	43.01
RMS	6.139G	103.11	Inf	-Inf	104.45	3	Horizontal	12	1.96	-	35.10	6.54	42.98

5.925-6.425GHz_802.11be EHT320_Nss1,(MCS0),3xRU996 CP 4_4TX

6105MHz_TX

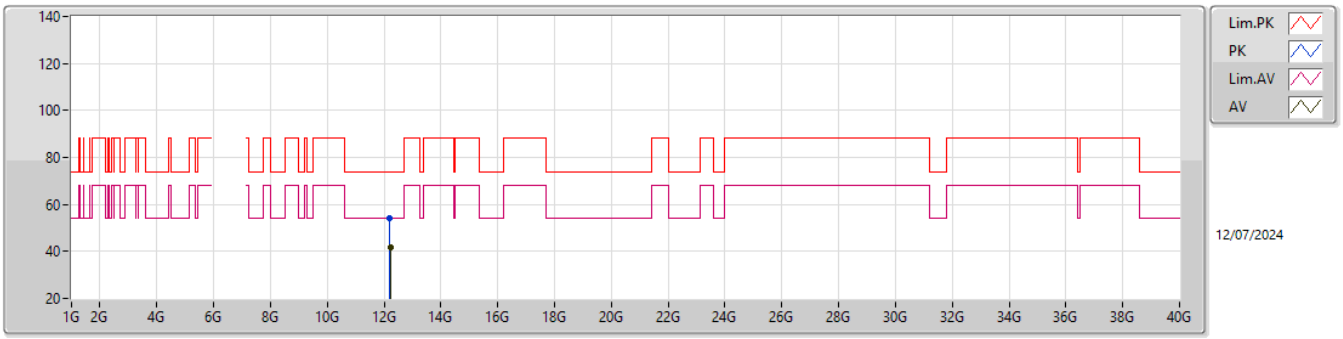

EUT X_4TX
Setting 19
04-H-Y-1

Type	Freq	Level	Limit	Margin	Raw	Dist	Condition	Azimuth	Height	Comment	AF	CL	PA
	(Hz)	(dBuV/m)	(dBuV/m)	(dB)	(dBuV)	(m)		(°)	(m)		(dB)	(dB)	(dB)
PK	12.19515G	54.17	74.00	-19.83	49.01	3	Vertical	262	1.78	-	38.31	9.81	42.96
AV	12.22422G	41.58	54.00	-12.42	36.43	3	Vertical	262	1.78	-	38.30	9.82	42.97

5.925-6.425GHz_802.11be EHT320_Nss1,(MCS0),3xRU996 CP 4_4TX

6105MHz_TX

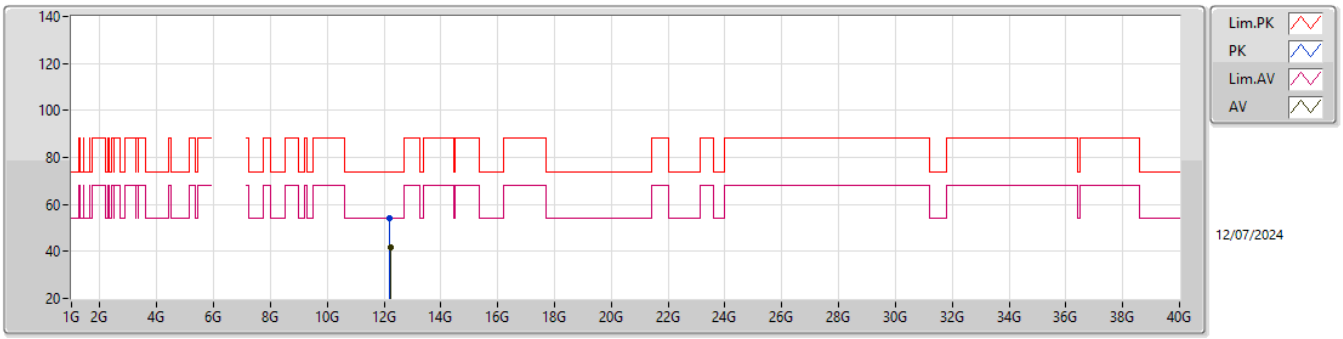

EUT X_4TX
Setting 19
04-H-Y-1

Type	Freq	Level	Limit	Margin	Raw	Dist	Condition	Azimuth	Height	Comment	AF	CL	PA
	(Hz)	(dBuV/m)	(dBuV/m)	(dB)	(dBuV)	(m)		(°)	(m)		(dB)	(dB)	(dB)
PK	12.19995G	53.93	74.00	-20.07	48.78	3	Horizontal	82	1.68	-	38.30	9.81	42.96
AV	12.2241G	41.61	54.00	-12.39	36.46	3	Horizontal	82	1.68	-	38.30	9.82	42.97

5.925-6.425GHz_802.11be EHT320_Nss1,(MCS0),3xRU996 CP 4_4TX

6105MHz_TX

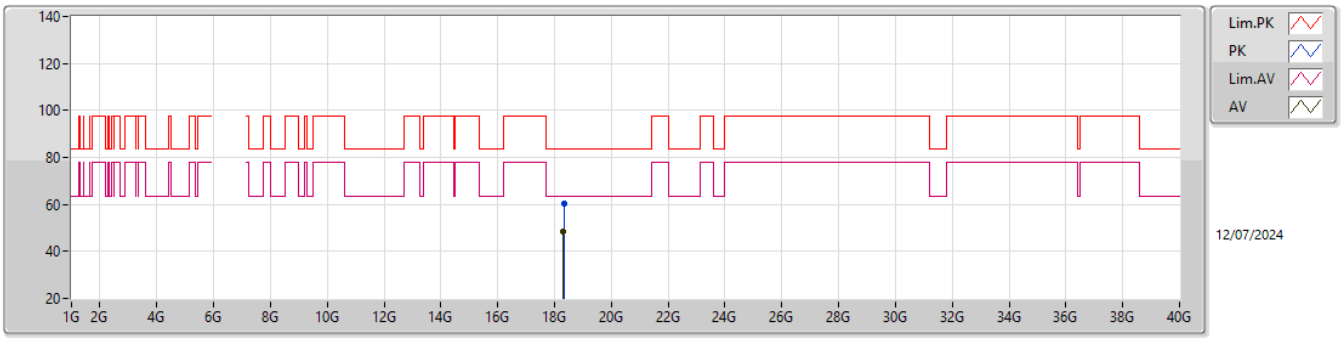

EUT X_4TX
Setting 19
04-H-Y-1

Type	Freq	Level	Limit	Margin	Raw	Dist	Condition	Azimuth	Height	Comment	AF	CL	PA
	(Hz)	(dBuV/m)	(dBuV/m)	(dB)	(dBuV)	(m)		(°)	(m)		(dB)	(dB)	(dB)
PK	18.32661G	60.40	83.54	-23.14	57.22	1	Vertical	184	2.48	-	37.50	15.28	49.60
AV	18.31455G	48.48	63.54	-15.06	45.29	1	Vertical	184	2.48	-	37.50	15.28	49.59

5.925-6.425GHz_802.11be EHT320_Nss1,(MCS0),3xRU996 CP 4_4TX

6105MHz_TX

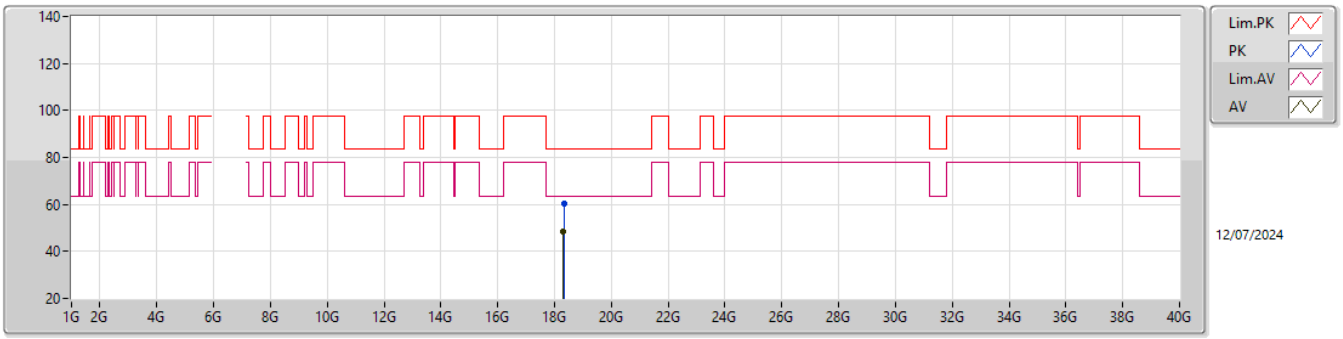

EUT X_4TX
Setting 19
04-H-Y-1

Type	Freq	Level	Limit	Margin	Raw	Dist	Condition	Azimuth	Height	Comment	AF	CL	PA
	(Hz)	(dBuV/m)	(dBuV/m)	(dB)	(dBuV)	(m)		(°)	(m)		(dB)	(dB)	(dB)
PK	18.3294G	60.28	83.54	-23.26	57.10	1	Horizontal	14	2.53	-	37.50	15.28	49.60
AV	18.32136G	48.48	63.54	-15.06	45.29	1	Horizontal	14	2.53	-	37.50	15.28	49.59

5.925-6.425GHz_802.11be EHT320_Nss1,(MCS0),2xRU996+RU484 CP 6_4TX

6105MHz_TX

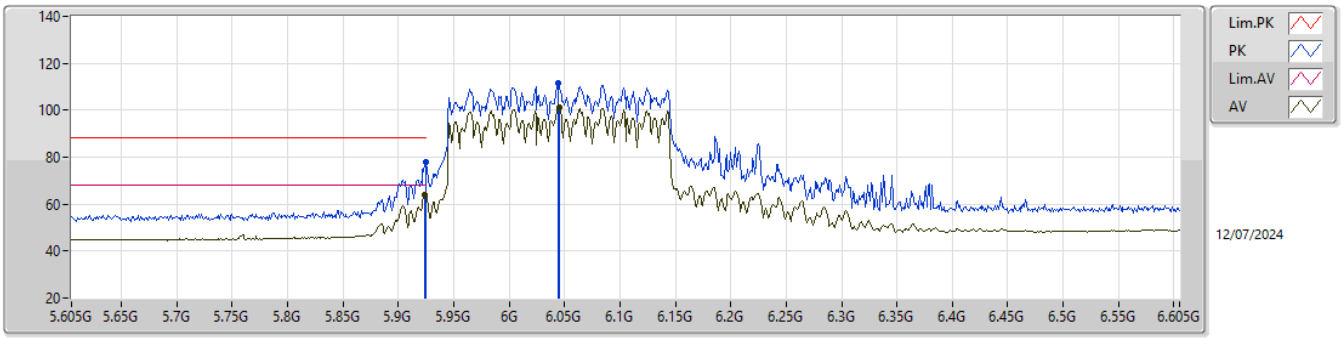

EUT X_4TX
Setting 18
04-H-Y-1-10

Type	Freq	Level	Limit	Margin	Raw	Dist	Condition	Azimuth	Height	Comment	AF	CL	PA
	(Hz)	(dBuV/m)	(dBuV/m)	(dB)	(dBuV)	(m)		(°)	(m)		(dB)	(dB)	(dB)
PK	5.925G	77.84	88.20	-10.36	79.75	3	Vertical	348	1.80	-	34.85	6.31	43.07
RMS	5.924G	63.88	68.20	-4.32	65.80	3	Vertical	348	1.80	-	34.84	6.31	43.07
PK	6.044G	111.63	Inf	-Inf	113.22	3	Vertical	348	1.80	-	35.00	6.43	43.02
RMS	6.045G	101.17	Inf	-Inf	102.75	3	Vertical	348	1.80	-	35.00	6.43	43.01

5.925-6.425GHz_802.11be EHT320_Nss1,(MCS0),2xRU996+RU484 CP 6_4TX

6105MHz_TX

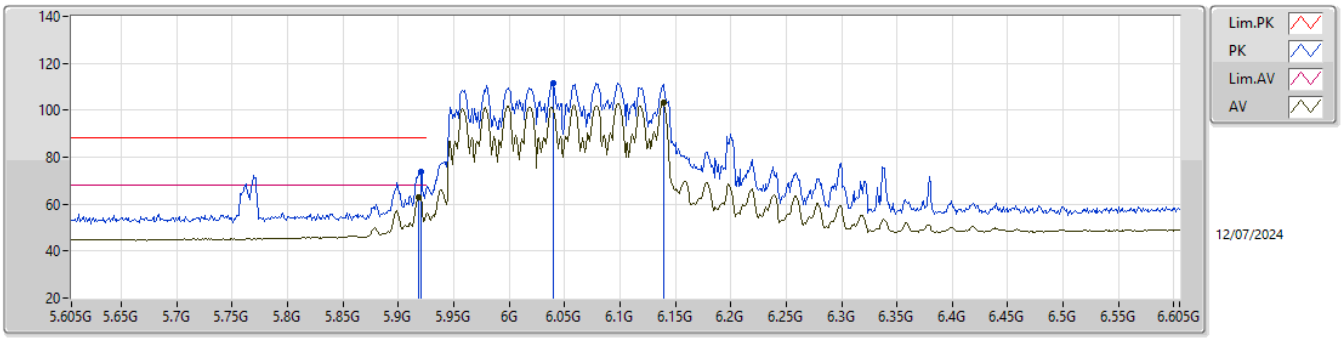

EUT X_4TX
Setting 18
04-H-Y-1-10

Type	Freq	Level	Limit	Margin	Raw	Dist	Condition	Azimuth	Height	Comment	AF	CL	PA
	(Hz)	(dBuV/m)	(dBuV/m)	(dB)	(dBuV)	(m)		(°)	(m)		(dB)	(dB)	(dB)
PK	5.92G	73.62	88.20	-14.58	75.56	3	Horizontal	12	1.97	-	34.82	6.31	43.07
RMS	5.918G	63.01	68.20	-5.19	64.97	3	Horizontal	12	1.97	-	34.81	6.31	43.08
PK	6.04G	111.68	Inf	-Inf	113.27	3	Horizontal	12	1.97	-	35.00	6.43	43.02
RMS	6.139G	103.47	Inf	-Inf	104.81	3	Horizontal	12	1.97	-	35.10	6.54	42.98

5.925-6.425GHz_802.11be EHT320_Nss1,(MCS0),2xRU996+RU484 CP 6_4TX

6105MHz_TX

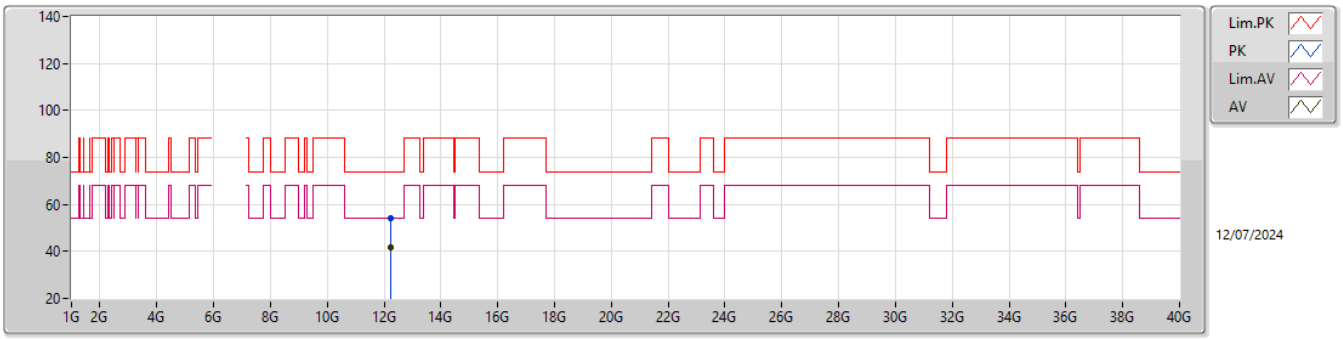

EUT X_4TX
Setting 18
04-H-Y-1

Type	Freq	Level	Limit	Margin	Raw	Dist	Condition	Azimuth	Height	Comment	AF	CL	PA
	(Hz)	(dBuV/m)	(dBuV/m)	(dB)	(dBuV)	(m)		(°)	(m)		(dB)	(dB)	(dB)
PK	12.21762G	54.31	74.00	-19.69	49.17	3	Vertical	233	1.70	-	38.30	9.81	42.97
AV	12.22467G	41.52	54.00	-12.48	36.37	3	Vertical	233	1.70	-	38.30	9.82	42.97

5.925-6.425GHz_802.11be EHT320_Nss1,(MCS0),2xRU996+RU484 CP 6_4TX

6105MHz_TX

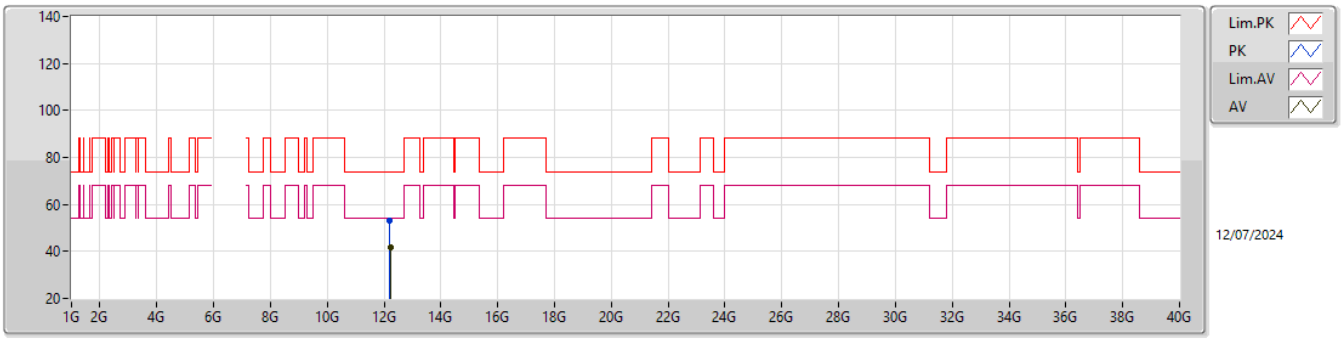

EUT X_4TX
Setting 18
04-H-Y-1

Type	Freq	Level	Limit	Margin	Raw	Dist	Condition	Azimuth	Height	Comment	AF	CL	PA
	(Hz)	(dBuV/m)	(dBuV/m)	(dB)	(dBuV)	(m)		(°)	(m)		(dB)	(dB)	(dB)
PK	12.20829G	53.26	74.00	-20.74	48.11	3	Horizontal	168	1.14	-	38.30	9.81	42.96
AV	12.21363G	41.52	54.00	-12.48	36.38	3	Horizontal	168	1.14	-	38.30	9.81	42.97

5.925-6.425GHz_802.11be EHT320_Nss1,(MCS0),2xRU996+RU484 CP 6_4TX

6105MHz_TX

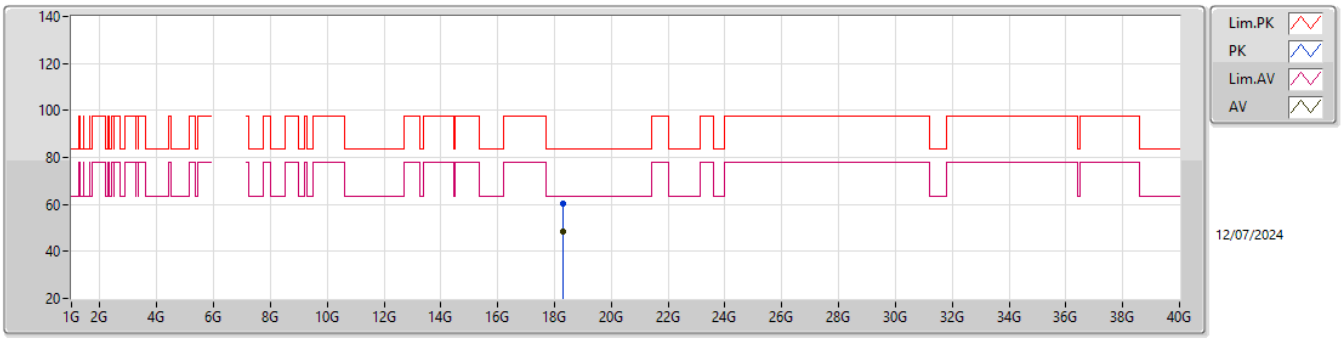

EUT X_4TX
Setting 18
04-H-Y-1

Type	Freq	Level	Limit	Margin	Raw	Dist	Condition	Azimuth	Height	Comment	AF	CL	PA
	(Hz)	(dBuV/m)	(dBuV/m)	(dB)	(dBuV)	(m)		(°)	(m)		(dB)	(dB)	(dB)
PK	18.31293G	60.26	83.54	-23.28	57.07	1	Vertical	60	2.98	-	37.50	15.28	49.59
AV	18.31776G	48.48	63.54	-15.06	45.29	1	Vertical	60	2.98	-	37.50	15.28	49.59

5.925-6.425GHz_802.11be EHT320_Nss1,(MCS0),2xRU996+RU484 CP 6_4TX

6105MHz_TX

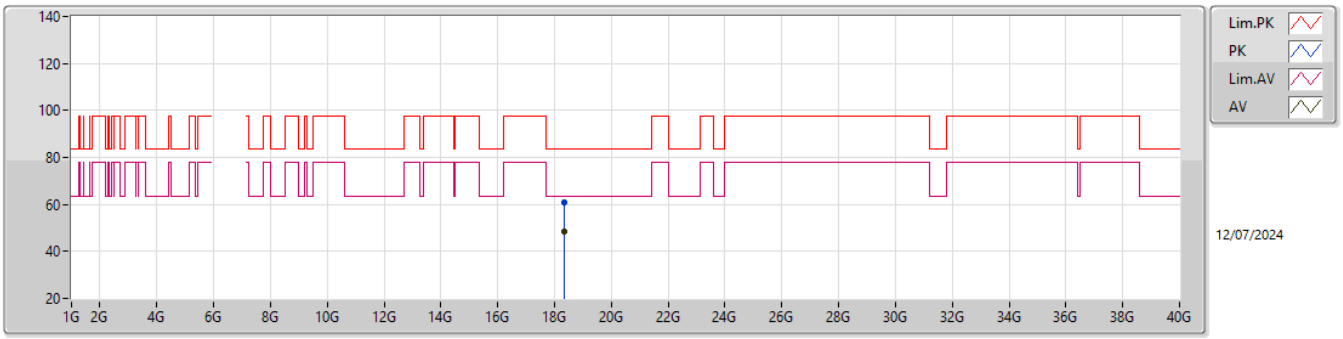

EUT X_4TX
Setting 18
04-H-Y-1

Type	Freq	Level	Limit	Margin	Raw	Dist	Condition	Azimuth	Height	Comment	AF	CL	PA
	(Hz)	(dBuV/m)	(dBuV/m)	(dB)	(dBuV)	(m)		(°)	(m)		(dB)	(dB)	(dB)
PK	18.32478G	60.99	83.54	-22.55	57.81	1	Horizontal	174	1.07	-	37.50	15.28	49.60
AV	18.32205G	48.48	63.54	-15.06	45.29	1	Horizontal	174	1.07	-	37.50	15.28	49.59

Test Mode: Mode 9
Summary

Mode	Result	Type	Freq (Hz)	Level (dBuV/m)	Limit (dBuV/m)	Margin (dB)	Dist (m)	Condition	Azimuth (°)	Height (m)	Comments
5.925-6.425GHz	-	-	-	-	-	-	-	-	-	-	-
802.11ax HEW20_Nss1,(MCS0)_1TX	Pass	RMS	5.925G	67.74	68.20	-0.46	3	Horizontal	342	3.00	-