6.425-6.525GHz_802.11be EHT20_Nss1,(MCS0)_1TX

6515MHz_TX

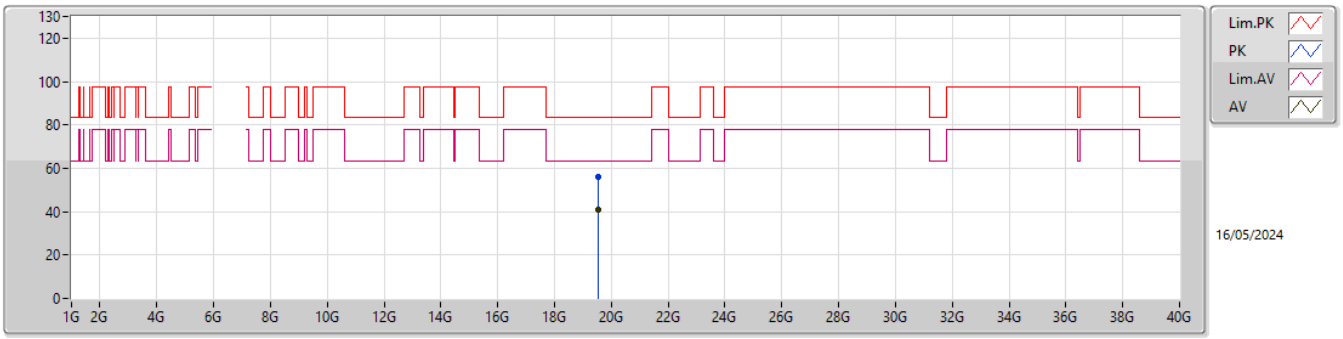

EUT Y_1TX
SET 25

Type	Freq	Level	Limit	Margin	Raw	Dist	Condition	Azimuth	Height	Comment	AF	CL	PA
	(Hz)	(dBuV/m)	(dBuV/m)	(dB)	(dBuV)	(m)		(°)	(m)		(dB)	(dB)	(dB)
PK	19.54592G	56.00	83.54	-27.54	52.33	1	Horizontal	320	1.76	25	38.09	15.22	49.64
AV	19.54932G	40.79	63.54	-22.75	37.11	1	Horizontal	320	1.76	25	38.10	15.22	49.64

6.525-6.875GHz_802.11be EHT20_Nss1,(MCS0)_1TX

6535MHz_TX

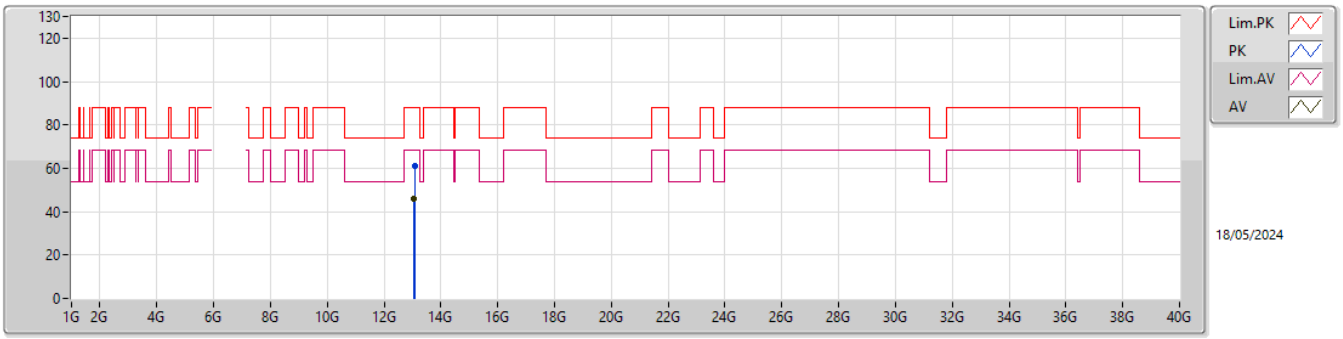

EUT Y_1TX
SET 14.5

Type	Freq	Level	Limit	Margin	Raw	Dist	Condition	Azimuth	Height	Comment	AF	CL	PA
	(Hz)	(dBuV/m)	(dBuV/m)	(dB)	(dBuV)	(m)		(°)	(m)		(dB)	(dB)	(dB)
PK	13.07352G	61.25	88.20	-26.95	43.09	3	Vertical	138	1.83	14.5	39.49	11.88	33.21
RMS	13.06053G	46.21	68.20	-21.99	28.12	3	Vertical	138	1.83	14.5	39.44	11.88	33.23

6.525-6.875GHz_802.11be EHT20_Nss1,(MCS0)_1TX

6535MHz_TX

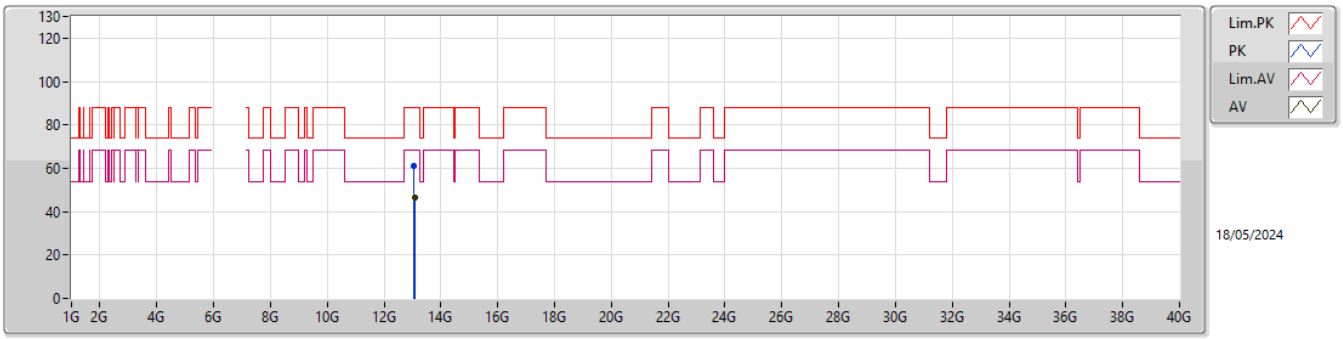

EUT Y_1TX
SET 14.5

Type	Freq	Level	Limit	Margin	Raw	Dist	Condition	Azimuth	Height	Comment	AF	CL	PA
	(Hz)	(dBuV/m)	(dBuV/m)	(dB)	(dBuV)	(m)		(°)	(m)		(dB)	(dB)	(dB)
PK	13.06417G	60.96	88.20	-27.24	42.84	3	Horizontal	251	2.36	14.5	39.46	11.88	33.22
RMS	13.07272G	46.29	68.20	-21.91	28.13	3	Horizontal	251	2.36	14.5	39.49	11.88	33.21

6.525-6.875GHz_802.11be EHT20_Nss1,(MCS0)_1TX

6535MHz_TX

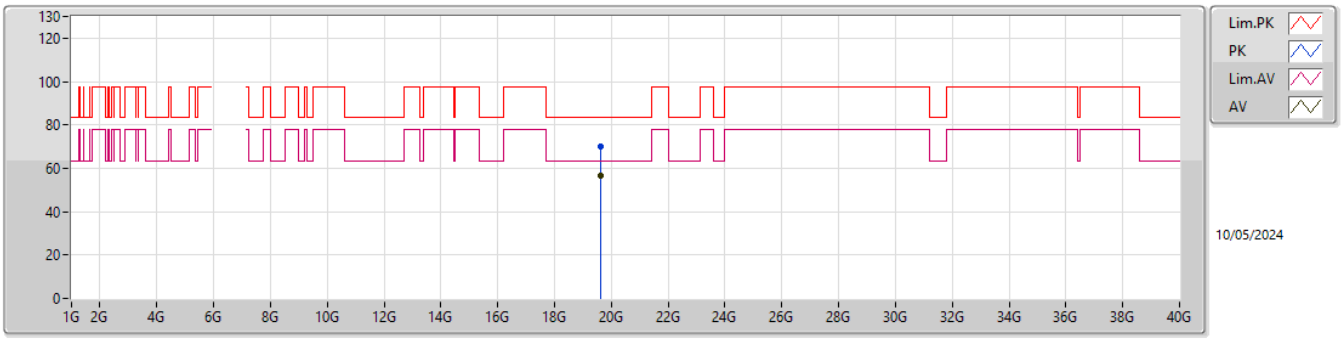

EUT Y_1TX
SET 25

Type	Freq	Level	Limit	Margin	Raw	Dist	Condition	Azimuth	Height	Comment	AF	CL	PA
	(Hz)	(dBuV/m)	(dBuV/m)	(dB)	(dBuV)	(m)		(°)	(m)		(dB)	(dB)	(dB)
PK	19.61627G	70.23	83.54	-13.31	66.69	1	Vertical	325	1.86	25	37.90	15.22	49.58
AV	19.61131G	56.76	63.54	-6.78	53.26	1	Vertical	325	1.86	25	37.87	15.22	49.59

6.525-6.875GHz_802.11be EHT20_Nss1,(MCS0)_1TX

6535MHz_TX

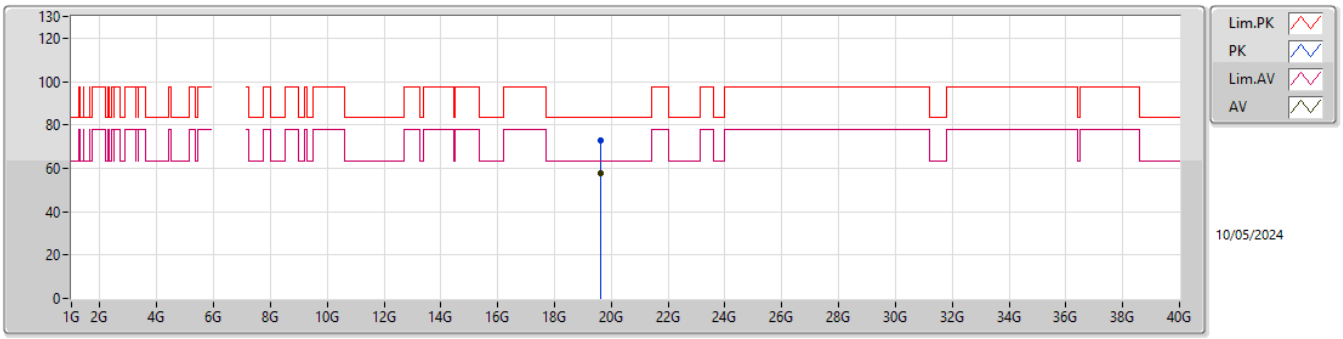

EUT Y_1TX
SET 25

Type	Freq	Level	Limit	Margin	Raw	Dist	Condition	Azimuth	Height	Comment	AF	CL	PA
	(Hz)	(dBuV/m)	(dBuV/m)	(dB)	(dBuV)	(m)		(°)	(m)		(dB)	(dB)	(dB)
PK	19.62286G	72.63	83.54	-10.91	69.05	1	Horizontal	343	1.83	25	37.94	15.22	49.58
AV	19.61107G	57.67	63.54	-5.87	54.17	1	Horizontal	343	1.83	25	37.87	15.22	49.59

6.525-6.875GHz_802.11be EHT20_Nss1,(MCS0)_1TX

6695MHz_TX

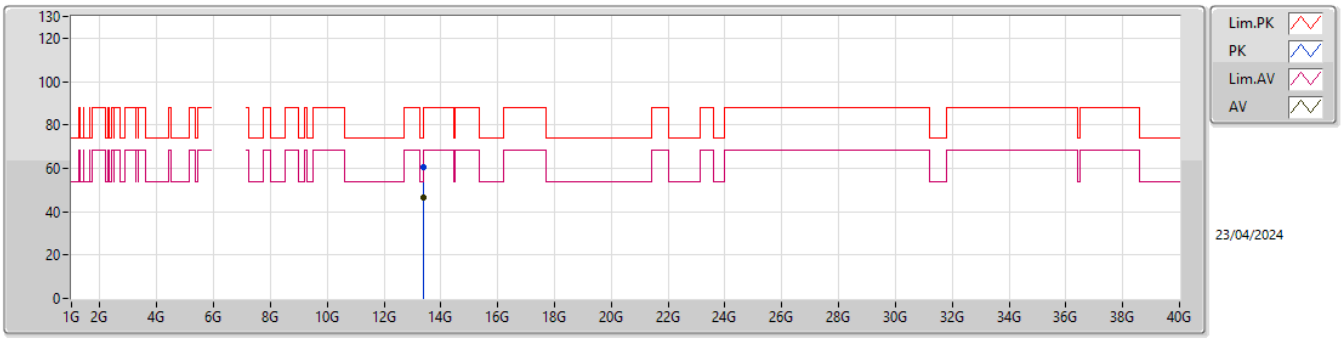

EUT Y_1TX
SET 14.5

Type	Freq	Level	Limit	Margin	Raw	Dist	Condition	Azimuth	Height	Comment	AF	CL	PA
	(Hz)	(dBuV/m)	(dBuV/m)	(dB)	(dBuV)	(m)		(°)	(m)		(dB)	(dB)	(dB)
PK	13.37801G	60.45	74.00	-13.55	41.25	3	Vertical	18	1.80	14.5	40.06	11.99	32.85
AV	13.3711G	46.37	54.00	-7.63	27.19	3	Vertical	18	1.80	14.5	40.04	11.99	32.85

6.525-6.875GHz_802.11be EHT20_Nss1,(MCS0)_1TX

6695MHz_TX

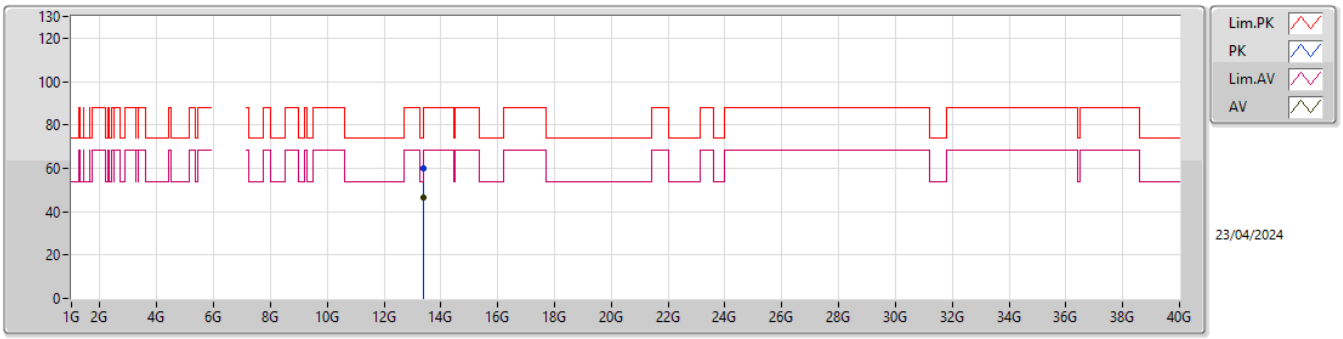

EUT Y_1TX
SET 14.5

Type	Freq	Level	Limit	Margin	Raw	Dist	Condition	Azimuth	Height	Comment	AF	CL	PA
	(Hz)	(dBuV/m)	(dBuV/m)	(dB)	(dBuV)	(m)		(°)	(m)		(dB)	(dB)	(dB)
PK	13.37222G	60.08	74.00	-13.92	40.90	3	Horizontal	314	1.09	14.5	40.04	11.99	32.85
AV	13.37174G	46.36	54.00	-7.64	27.18	3	Horizontal	314	1.09	14.5	40.04	11.99	32.85

6.525-6.875GHz_802.11be EHT20_Nss1,(MCS0)_1TX

6695MHz_TX

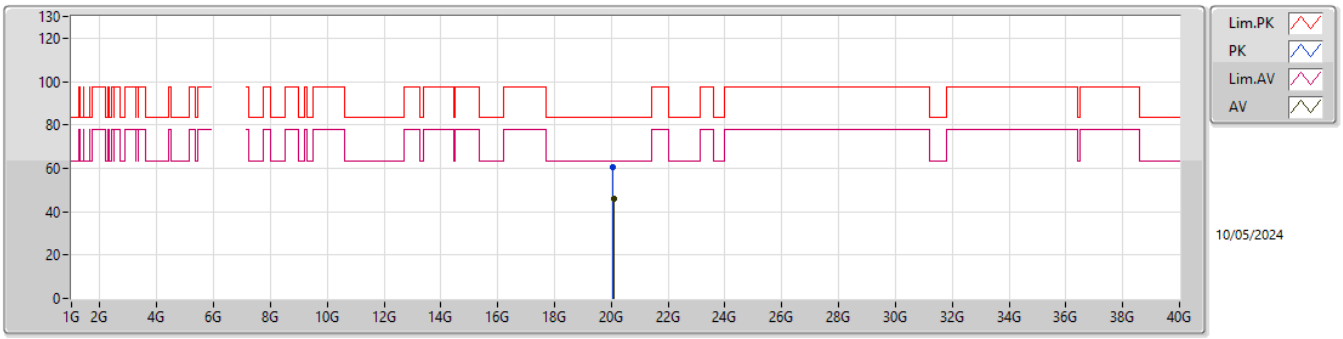

EUT Y_1TX
SET 25

Type	Freq	Level	Limit	Margin	Raw	Dist	Condition	Azimuth	Height	Comment	AF	CL	PA
	(Hz)	(dBuV/m)	(dBuV/m)	(dB)	(dBuV)	(m)		(°)	(m)		(dB)	(dB)	(dB)
PK	20.07065G	60.28	83.54	-23.26	56.49	1	Vertical	329	1.85	25	37.78	15.26	49.25
AV	20.07921G	46.11	63.54	-17.43	42.28	1	Vertical	329	1.85	25	37.82	15.26	49.25

6.525-6.875GHz_802.11be EHT20_Nss1,(MCS0)_1TX

6695MHz_TX

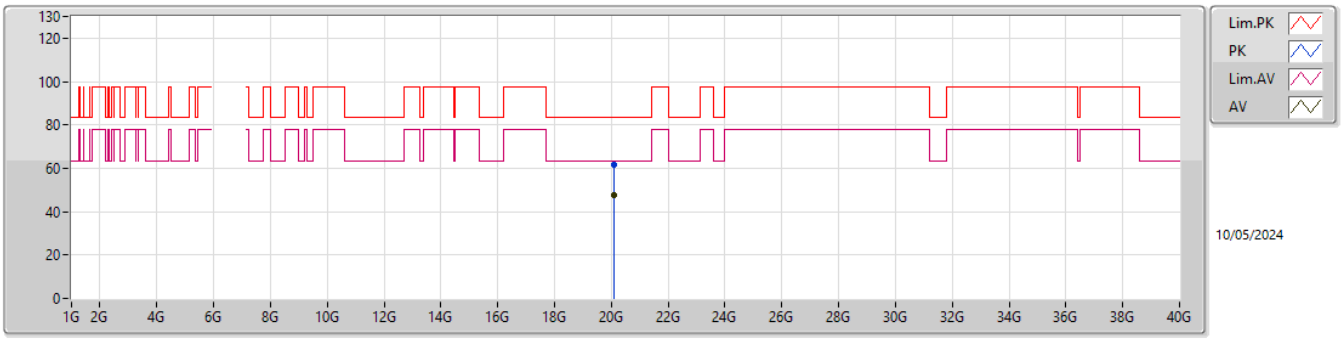

EUT Y_1TX
SET 25

Type	Freq	Level	Limit	Margin	Raw	Dist	Condition	Azimuth	Height	Comment	AF	CL	PA
	(Hz)	(dBuV/m)	(dBuV/m)	(dB)	(dBuV)	(m)		(°)	(m)		(dB)	(dB)	(dB)
PK	20.07525G	61.65	83.54	-21.89	57.84	1	Horizontal	323	1.56	25	37.80	15.26	49.25
AV	20.08049G	47.67	63.54	-15.87	43.84	1	Horizontal	323	1.56	25	37.82	15.26	49.25

6.525-6.875GHz_802.11be EHT20_Nss1,(MCS0)_1TX

6875MHz Straddle 6.525-6.875GHz_TX

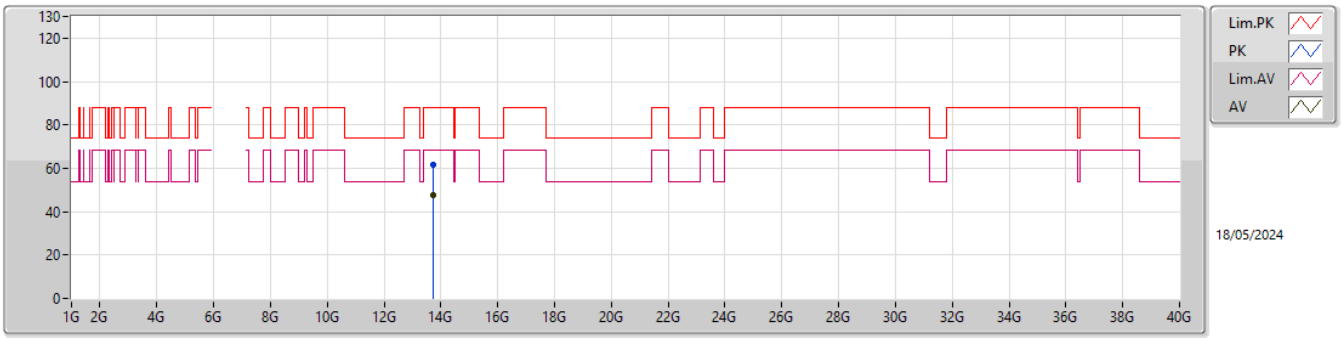

EUT Y_1TX
SET 14.5

Type	Freq	Level	Limit	Margin	Raw	Dist	Condition	Azimuth	Height	Comment	AF	CL	PA
	(Hz)	(dBuV/m)	(dBuV/m)	(dB)	(dBuV)	(m)		(°)	(m)		(dB)	(dB)	(dB)
PK	13.74704G	61.70	88.20	-26.50	41.65	3	Vertical	185	2.49	14.5	40.59	12.11	32.65
RMS	13.73262G	47.50	68.20	-20.70	27.51	3	Vertical	185	2.49	14.5	40.53	12.11	32.65

6.525-6.875GHz_802.11be EHT20_Nss1,(MCS0)_1TX

6875MHz Straddle 6.525-6.875GHz_TX

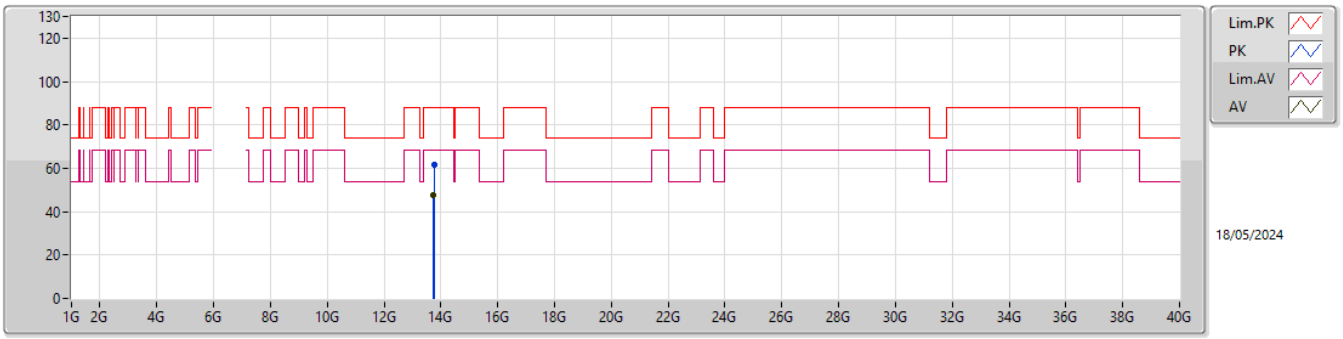

EUT Y_1TX
SET 14.5

Type	Freq	Level	Limit	Margin	Raw	Dist	Condition	Azimuth	Height	Comment	AF	CL	PA
	(Hz)	(dBuV/m)	(dBuV/m)	(dB)	(dBuV)	(m)		(°)	(m)		(dB)	(dB)	(dB)
PK	13.76642G	61.73	88.20	-26.47	41.63	3	Horizontal	80	1.80	14.5	40.63	12.12	32.65
RMS	13.73398G	47.52	68.20	-20.68	27.52	3	Horizontal	80	1.80	14.5	40.54	12.11	32.65

6.525-6.875GHz_802.11be EHT20_Nss1,(MCS0)_1TX

6875MHz Straddle 6.525-6.875GHz_TX

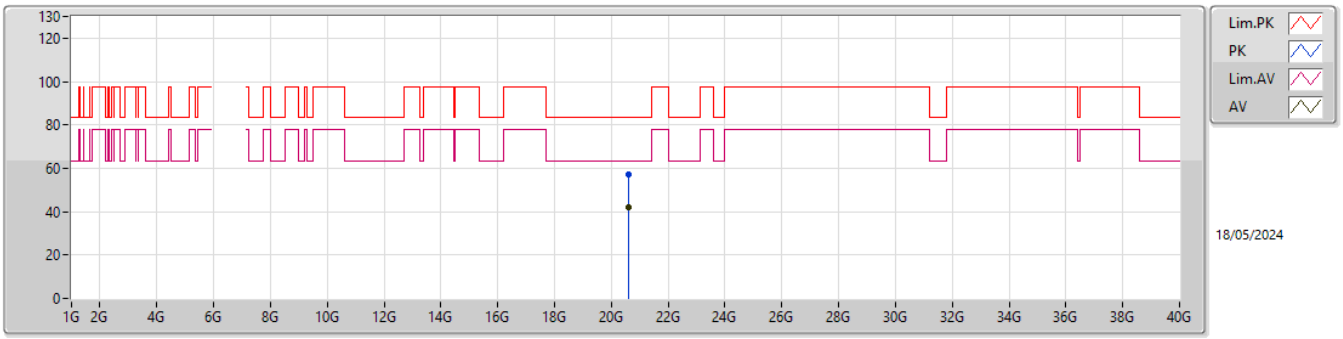

EUT Y_1TX
SET 25
01-S-C-6

Type	Freq	Level	Limit	Margin	Raw	Dist	Condition	Azimuth	Height	Comment	AF	CL	PA
	(Hz)	(dBuV/m)	(dBuV/m)	(dB)	(dBuV)	(m)		(°)	(m)		(dB)	(dB)	(dB)
PK	20.6072G	57.12	83.54	-26.42	52.52	1	Vertical	342	1.80	-	37.99	15.69	49.08
AV	20.6215G	42.17	63.54	-21.37	37.59	1	Vertical	342	1.80	-	37.96	15.70	49.08

6.525-6.875GHz_802.11be EHT20_Nss1,(MCS0)_1TX

6875MHz Straddle 6.525-6.875GHz_TX

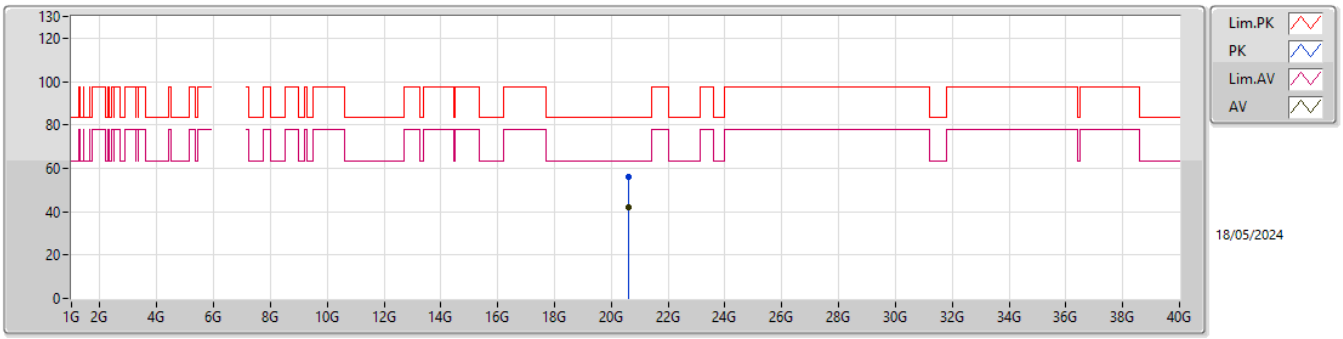

EUT Y_1TX
SET 25
01-S-C-6

Type	Freq	Level	Limit	Margin	Raw	Dist	Condition	Azimuth	Height	Comment	AF	CL	PA
	(Hz)	(dBuV/m)	(dBuV/m)	(dB)	(dBuV)	(m)		(°)	(m)		(dB)	(dB)	(dB)
PK	20.6212G	56.31	83.54	-27.23	51.73	1	Horizontal	198	2.00	-	37.96	15.70	49.08
AV	20.62145G	42.22	63.54	-21.32	37.64	1	Horizontal	198	2.00	-	37.96	15.70	49.08

6.875-7.125GHz_802.11be EHT20_Nss1,(MCS0)_1TX

6895MHz_TX

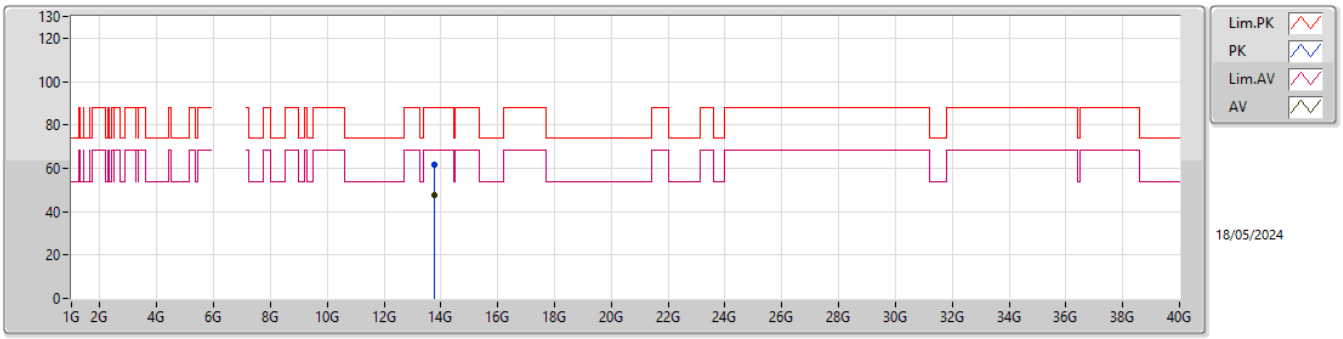

EUT Y_1TX
SET 15

Type	Freq	Level	Limit	Margin	Raw	Dist	Condition	Azimuth	Height	Comment	AF	CL	PA
	(Hz)	(dBuV/m)	(dBuV/m)	(dB)	(dBuV)	(m)		(°)	(m)		(dB)	(dB)	(dB)
PK	13.79132G	61.50	88.20	-26.70	41.33	3	Vertical	4	1.80	15	40.68	12.13	32.64
RMS	13.77126G	47.41	68.20	-20.79	27.30	3	Vertical	4	1.80	15	40.64	12.12	32.65

6.875-7.125GHz_802.11be EHT20_Nss1,(MCS0)_1TX

6895MHz_TX

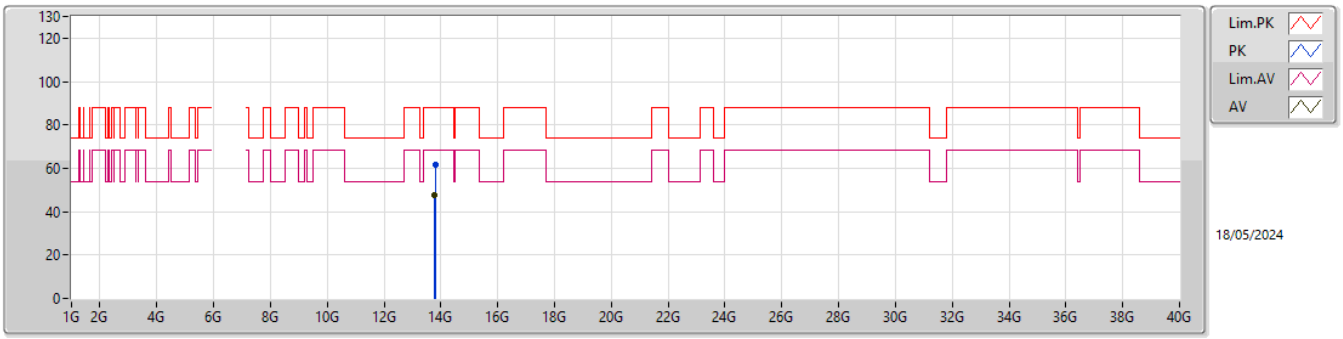

EUT Y_1TX
SET 15

Type	Freq	Level	Limit	Margin	Raw	Dist	Condition	Azimuth	Height	Comment	AF	CL	PA
	(Hz)	(dBuV/m)	(dBuV/m)	(dB)	(dBuV)	(m)		(°)	(m)		(dB)	(dB)	(dB)
PK	13.79388G	61.72	88.20	-26.48	41.54	3	Horizontal	66	1.56	15	40.69	12.13	32.64
RMS	13.77605G	47.38	68.20	-20.82	27.25	3	Horizontal	66	1.56	15	40.65	12.12	32.64

6.875-7.125GHz_802.11be EHT20_Nss1,(MCS0)_1TX

6895MHz_TX

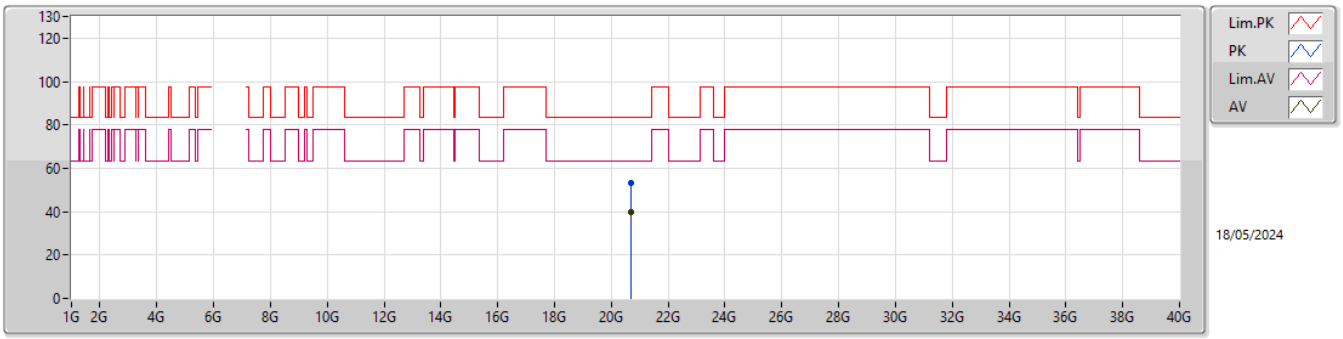

EUT Y_1TX
SET 25
01-S-C-6

Type	Freq	Level	Limit	Margin	Raw	Dist	Condition	Azimuth	Height	Comment	AF	CL	PA
	(Hz)	(dBuV/m)	(dBuV/m)	(dB)	(dBuV)	(m)		(°)	(m)		(dB)	(dB)	(dB)
PK	20.6866G	53.26	83.54	-30.28	48.65	1	Vertical	230	1.51	-	37.90	15.75	49.04
AV	20.6844G	39.58	63.54	-23.96	34.97	1	Vertical	230	1.51	-	37.90	15.75	49.04

6.875-7.125GHz_802.11be EHT20_Nss1,(MCS0)_1TX

6895MHz_TX

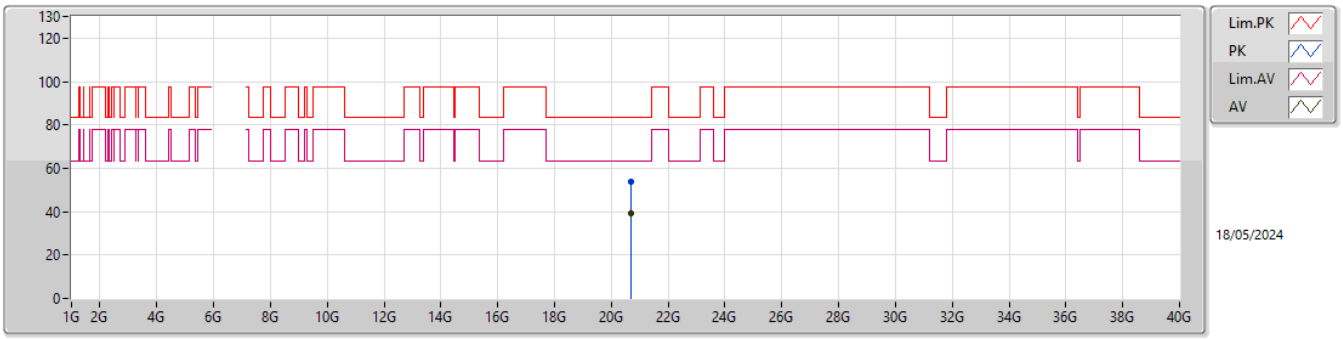

EUT Y_1TX
SET 25
01-S-C-6

Type	Freq	Level	Limit	Margin	Raw	Dist	Condition	Azimuth	Height	Comment	AF	CL	PA
	(Hz)	(dBuV/m)	(dBuV/m)	(dB)	(dBuV)	(m)		(°)	(m)		(dB)	(dB)	(dB)
PK	20.67765G	53.82	83.54	-29.72	49.23	1	Horizontal	52	1.80	-	37.90	15.74	49.05
AV	20.6833G	39.31	63.54	-24.23	34.70	1	Horizontal	52	1.80	-	37.90	15.75	49.04

6.875-7.125GHz_802.11be EHT20_Nss1,(MCS0)_1TX

6995MHz_TX

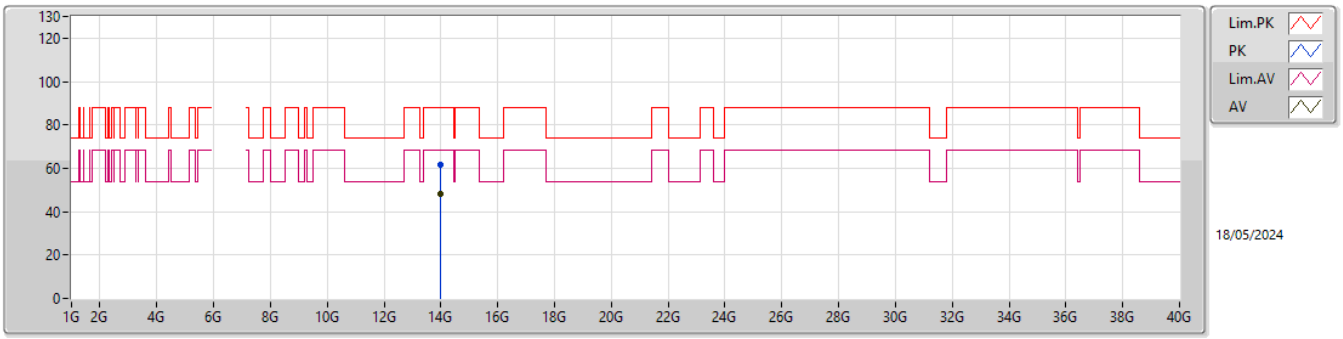

EUT Y_1TX
SET 15

Type	Freq	Level	Limit	Margin	Raw	Dist	Condition	Azimuth	Height	Comment	AF	CL	PA
	(Hz)	(dBuV/m)	(dBuV/m)	(dB)	(dBuV)	(m)		(°)	(m)		(dB)	(dB)	(dB)
PK	13.98864G	61.80	88.20	-26.40	41.05	3	Vertical	292	1.22	15	41.15	12.20	32.60
RMS	13.98237G	48.09	68.20	-20.11	27.37	3	Vertical	292	1.22	15	41.13	12.19	32.60

6.875-7.125GHz_802.11be EHT20_Nss1,(MCS0)_1TX

6995MHz_TX

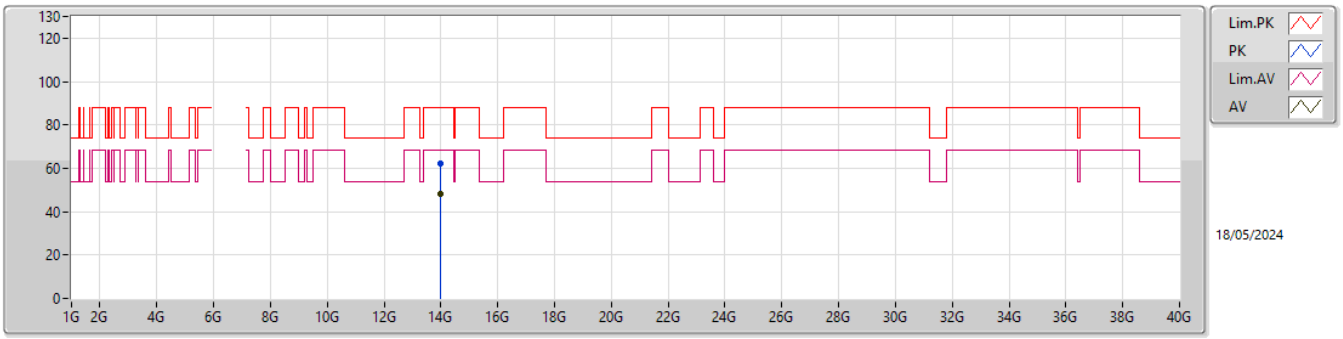

EUT Y_1TX
SET 15

Type	Freq	Level	Limit	Margin	Raw	Dist	Condition	Azimuth	Height	Comment	AF	CL	PA
	(Hz)	(dBuV/m)	(dBuV/m)	(dB)	(dBuV)	(m)		(°)	(m)		(dB)	(dB)	(dB)
PK	13.98433G	61.95	88.20	-26.25	41.22	3	Horizontal	320	2.54	15	41.14	12.19	32.60
RMS	13.97254G	48.05	68.20	-20.15	27.38	3	Horizontal	320	2.54	15	41.09	12.19	32.61

6.875-7.125GHz_802.11be EHT20_Nss1,(MCS0)_1TX

6995MHz_TX

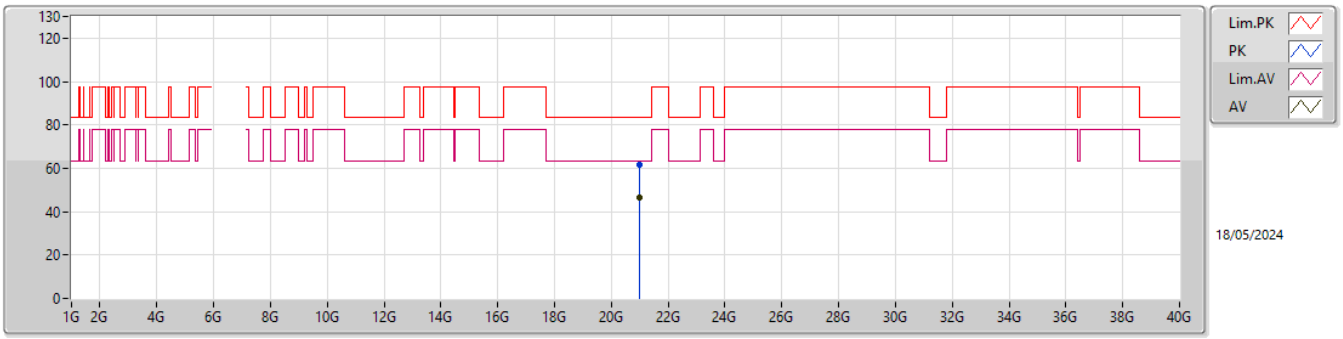

EUT Y_1TX
SET 25
01-S-C-6

Type	Freq	Level	Limit	Margin	Raw	Dist	Condition	Azimuth	Height	Comment	AF	CL	PA
	(Hz)	(dBuV/m)	(dBuV/m)	(dB)	(dBuV)	(m)		(°)	(m)		(dB)	(dB)	(dB)
PK	20.97435G	61.79	83.54	-21.75	56.70	1	Vertical	336	1.35	-	38.00	15.98	48.89
AV	20.98445G	46.46	63.54	-17.08	41.40	1	Vertical	336	1.35	-	37.96	15.99	48.89

6.875-7.125GHz_802.11be EHT20_Nss1,(MCS0)_1TX

6995MHz_TX

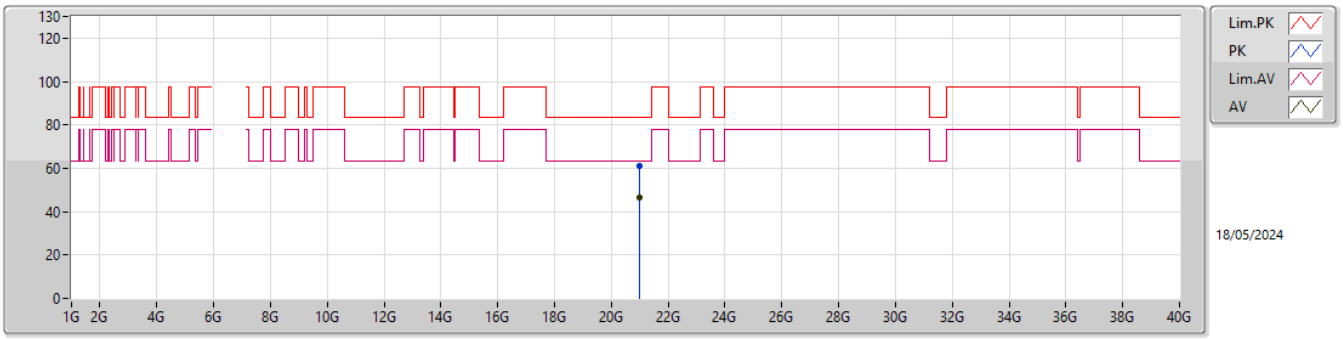

EUT Y_1TX
SET 25
01-S-C-6

Type	Freq	Level	Limit	Margin	Raw	Dist	Condition	Azimuth	Height	Comment	AF	CL	PA
	(Hz)	(dBuV/m)	(dBuV/m)	(dB)	(dBuV)	(m)		(°)	(m)		(dB)	(dB)	(dB)
PK	20.98675G	60.85	83.54	-22.69	55.80	1	Horizontal	0	1.67	-	37.95	15.99	48.89
AV	20.9864G	46.50	63.54	-17.04	41.45	1	Horizontal	0	1.67	-	37.95	15.99	48.89

6.875-7.125GHz_802.11be EHT20_Nss1,(MCS0)_1TX

7095MHz_TX

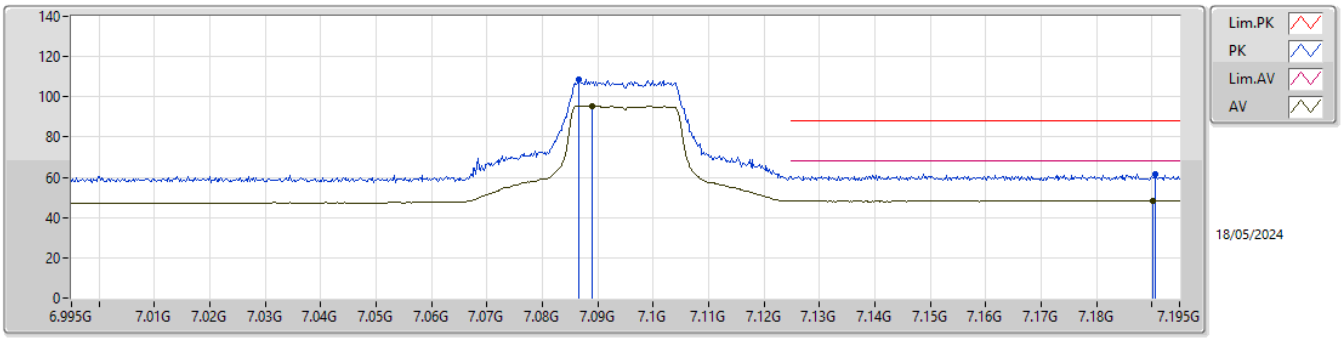

EUT Y_1TX
SET 14.5

Type	Freq	Level	Limit	Margin	Raw	Dist	Condition	Azimuth	Height	Comment	AF	CL	PA
	(Hz)	(dBuV/m)	(dBuV/m)	(dB)	(dBuV)	(m)		(°)	(m)		(dB)	(dB)	(dB)
PK	7.0866G	108.62	Inf	-Inf	98.85	3	Vertical	343	2.02	-	35.37	6.39	31.99
RMS	7.089G	95.52	Inf	-Inf	85.74	3	Vertical	343	2.02	-	35.38	6.39	31.99
PK	7.1906G	61.47	88.20	-26.73	51.13	3	Vertical	343	2.02	-	35.94	6.45	32.05
RMS	7.1902G	48.42	68.20	-19.78	38.08	3	Vertical	343	2.02	-	35.94	6.45	32.05

6.875-7.125GHz_802.11be EHT20_Nss1,(MCS0)_1TX

7095MHz_TX

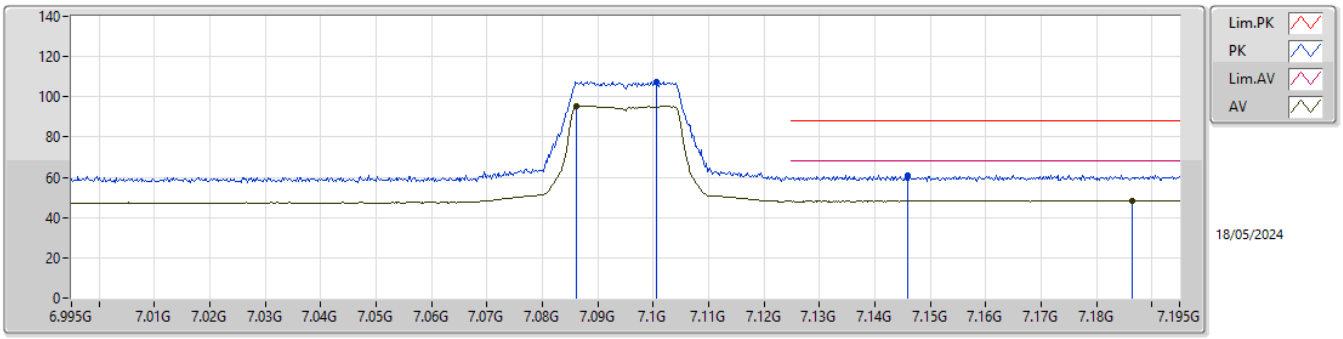

EUT Y_1TX
SET 14.5

Type	Freq	Level	Limit	Margin	Raw	Dist	Condition	Azimuth	Height	Comment	AF	CL	PA
	(Hz)	(dBuV/m)	(dBuV/m)	(dB)	(dBuV)	(m)		(°)	(m)		(dB)	(dB)	(dB)
PK	7.1006G	107.69	Inf	-Inf	97.89	3	Horizontal	345	1.14	-	35.40	6.40	32.00
RMS	7.0862G	95.59	Inf	-Inf	85.82	3	Horizontal	345	1.14	-	35.37	6.39	31.99
PK	7.146G	61.14	88.20	-27.06	51.06	3	Horizontal	345	1.14	-	35.68	6.42	32.02
RMS	7.1864G	48.37	68.20	-19.83	38.05	3	Horizontal	345	1.14	-	35.92	6.44	32.04

6.875-7.125GHz_802.11be EHT20_Nss1,(MCS0)_1TX

7095MHz_TX

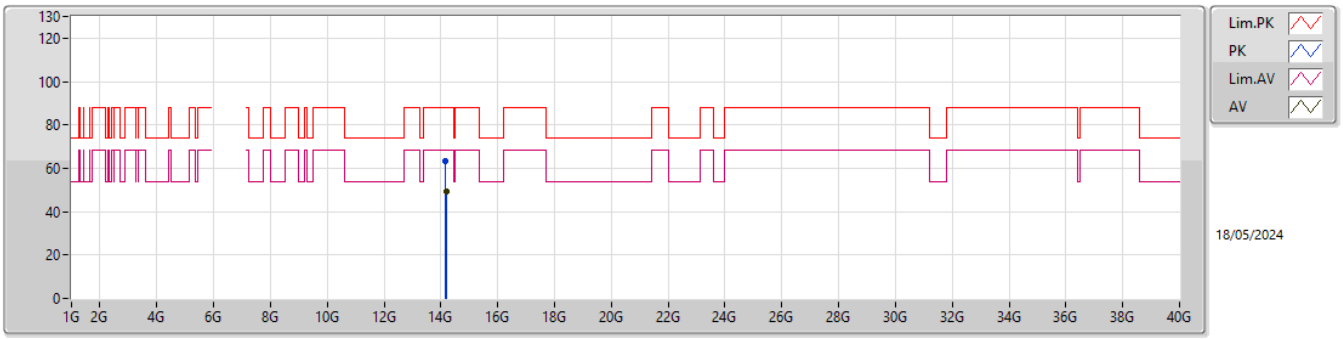

EUT Y_1TX
SET 14.5

Type	Freq	Level	Limit	Margin	Raw	Dist	Condition	Azimuth	Height	Comment	AF	CL	PA
	(Hz)	(dBuV/m)	(dBuV/m)	(dB)	(dBuV)	(m)		(°)	(m)		(dB)	(dB)	(dB)
PK	14.17585G	63.49	88.20	-24.71	42.32	3	Vertical	233	1.80	14.5	41.60	12.25	32.68
RMS	14.17997G	49.23	68.20	-18.97	28.03	3	Vertical	233	1.80	14.5	41.62	12.26	32.68

6.875-7.125GHz_802.11be EHT20_Nss1,(MCS0)_1TX

7095MHz_TX

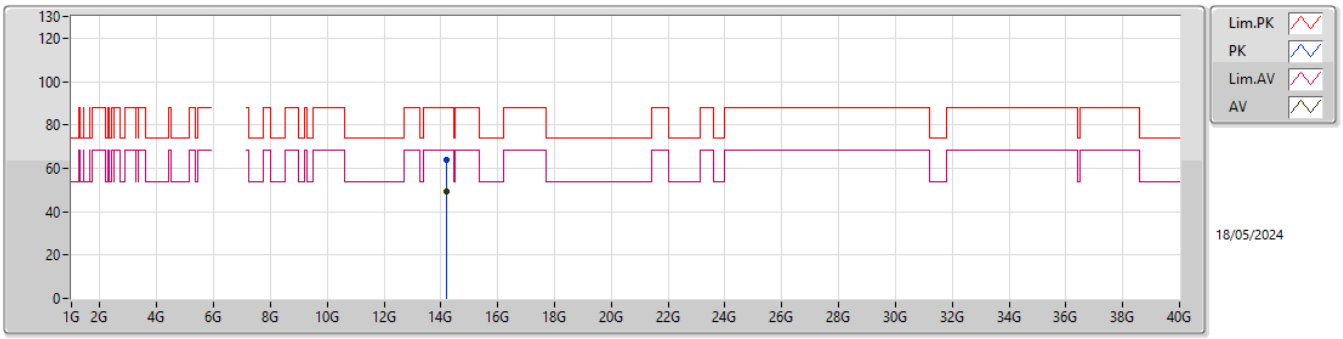

EUT Y_1TX
SET 14.5

Type	Freq	Level	Limit	Margin	Raw	Dist	Condition	Azimuth	Height	Comment	AF	CL	PA
	(Hz)	(dBuV/m)	(dBuV/m)	(dB)	(dBuV)	(m)		(°)	(m)		(dB)	(dB)	(dB)
PK	14.18852G	63.92	88.20	-24.28	42.69	3	Horizontal	77	1.39	14.5	41.65	12.26	32.68
RMS	14.2097G	49.36	68.20	-18.84	28.06	3	Horizontal	77	1.39	14.5	41.72	12.27	32.69

6.875-7.125GHz_802.11be EHT20_Nss1,(MCS0)_1TX

7095MHz_TX

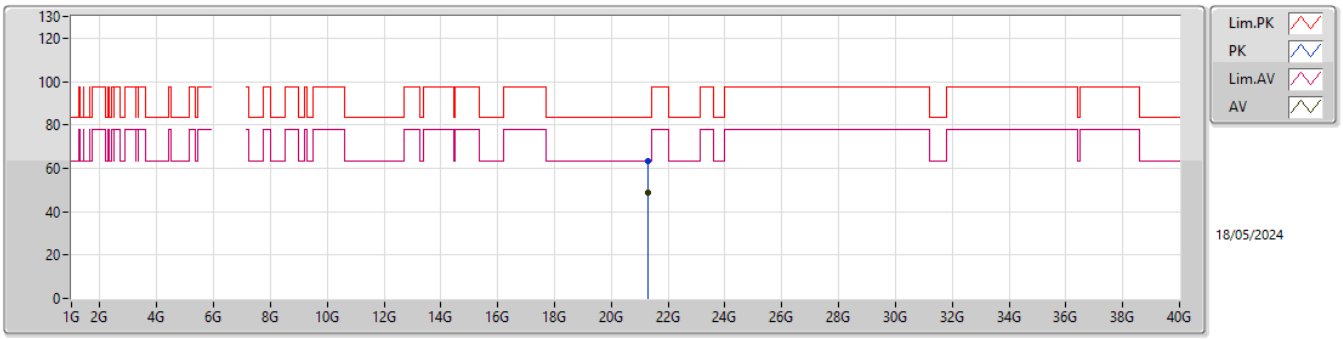

EUT Y_1TX
SET 25
01-S-C-6

Type	Freq	Level	Limit	Margin	Raw	Dist	Condition	Azimuth	Height	Comment	AF	CL	PA
	(Hz)	(dBuV/m)	(dBuV/m)	(dB)	(dBuV)	(m)		(°)	(m)		(dB)	(dB)	(dB)
PK	21.28305G	63.37	83.54	-20.17	57.73	1	Vertical	351	1.71	-	38.26	16.23	48.85
AV	21.2841G	48.61	63.54	-14.93	42.96	1	Vertical	351	1.71	-	38.27	16.23	48.85

6.875-7.125GHz_802.11be EHT20_Nss1,(MCS0)_1TX

7095MHz_TX

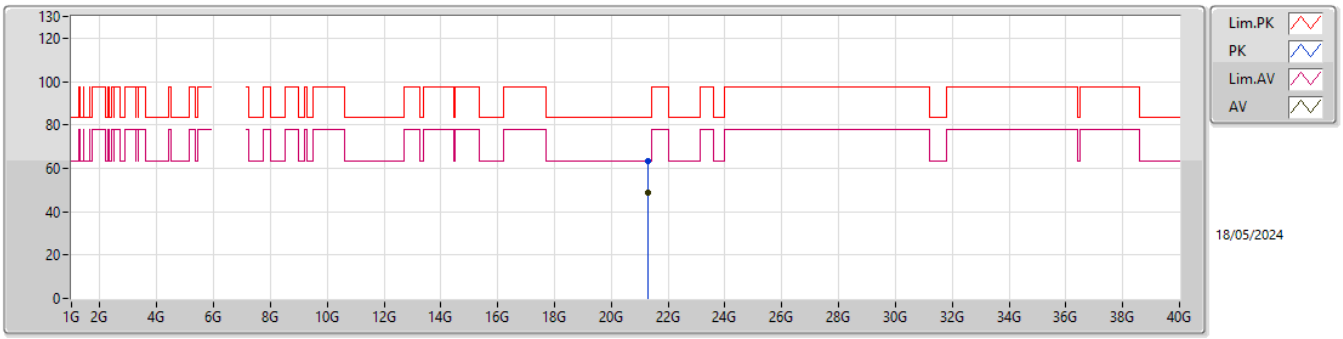

EUT Y_1TX
SET 25
01-S-C-6

Type	Freq	Level	Limit	Margin	Raw	Dist	Condition	Azimuth	Height	Comment	AF	CL	PA
	(Hz)	(dBuV/m)	(dBuV/m)	(dB)	(dBuV)	(m)		(°)	(m)		(dB)	(dB)	(dB)
PK	21.2787G	63.24	83.54	-20.30	57.64	1	Horizontal	0	1.82	-	38.23	16.22	48.85
AV	21.2844G	48.58	63.54	-14.96	42.92	1	Horizontal	0	1.82	-	38.28	16.23	48.85

6.875-7.125GHz_802.11be EHT20_Nss1,(MCS0)_1TX

7115MHz_TX

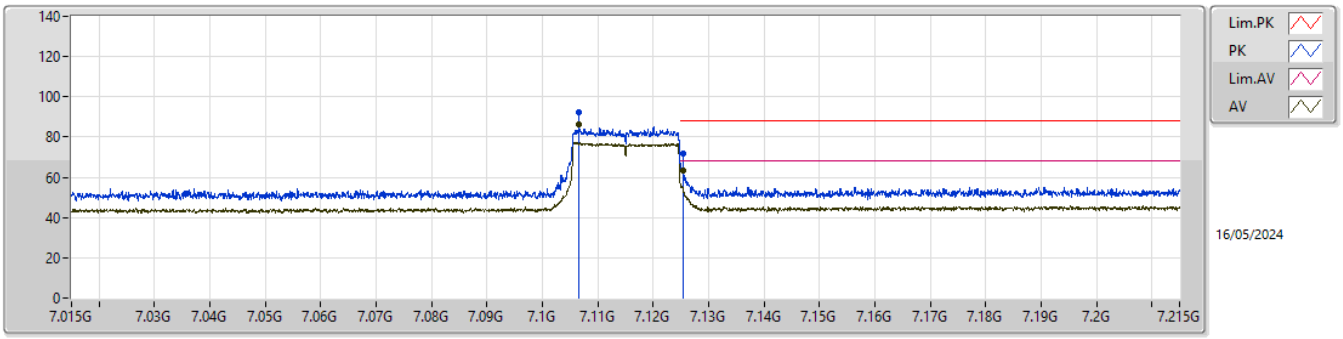

EUT Y_1TX
SET 0
01-S-C-6-10

Type	Freq	Level	Limit	Margin	Raw	Dist	Condition	Azimuth	Height	Comment	AF	CL	PA
	(Hz)	(dBuV/m)	(dBuV/m)	(dB)	(dBuV)	(m)		(°)	(m)		(dB)	(dB)	(dB)
PK	7.1065G	92.42	Inf	-Inf	81.30	3	Vertical	349	1.01	15_BP 1MH	35.64	8.52	33.04
RMS	7.1065G	86.44	Inf	-Inf	75.32	3	Vertical	349	1.01	15_BP 1MH	35.64	8.52	33.04
PK	7.1255G	72.01	88.20	-16.19	60.79	3	Vertical	349	1.01	15_BP 1MH	35.75	8.52	33.05
RMS	7.1255G	63.08	68.20	-5.12	51.86	3	Vertical	349	1.01	15_BP 1MH	35.75	8.52	33.05

6.875-7.125GHz_802.11be EHT20_Nss1,(MCS0)_1TX

7115MHz_TX

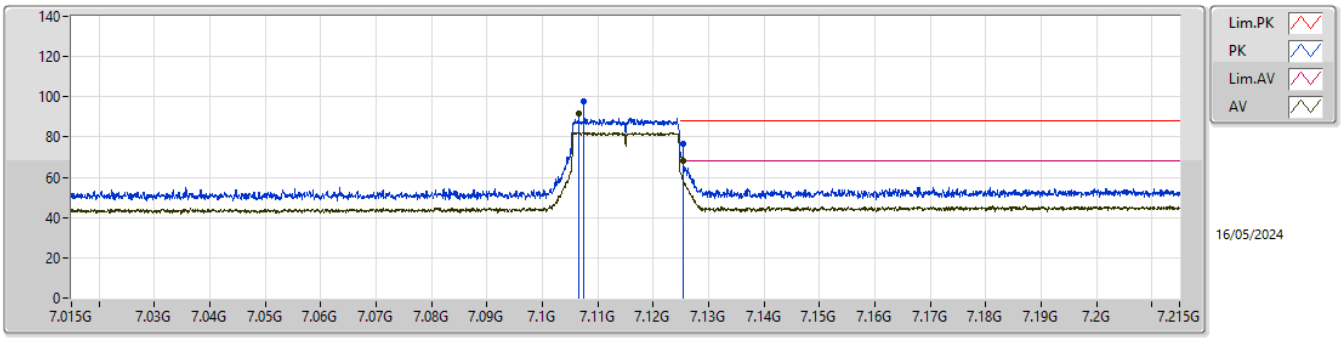

EUT Y_1TX
SET 0
01-S-C-6-10

Type	Freq	Level	Limit	Margin	Raw	Dist	Condition	Azimuth	Height	Comment	AF	CL	PA
	(Hz)	(dBuV/m)	(dBuV/m)	(dB)	(dBuV)	(m)		(°)	(m)		(dB)	(dB)	(dB)
PK	7.1075G	97.46	Inf	-Inf	86.34	3	Horizontal	0	1.00	15_BP 1MH	35.64	8.52	33.04
RMS	7.1065G	91.62	Inf	-Inf	80.50	3	Horizontal	0	1.00	15_BP 1MH	35.64	8.52	33.04
PK	7.1255G	76.41	88.20	-11.79	65.19	3	Horizontal	0	1.00	15_BP 1MH	35.75	8.52	33.05
RMS	7.1255G	68.08	68.20	-0.12	56.86	3	Horizontal	0	1.00	15_BP 1MH	35.75	8.52	33.05

6.875-7.125GHz_802.11be EHT20_Nss1,(MCS0)_1TX

7115MHz_TX

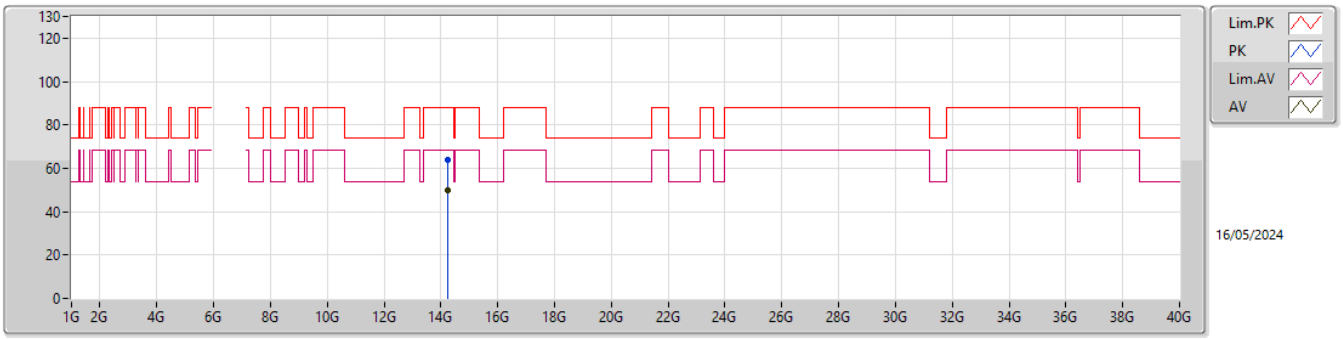

EUT Y_1TX
SET 0

Type	Freq	Level	Limit	Margin	Raw	Dist	Condition	Azimuth	Height	Comment	AF	CL	PA
	(Hz)	(dBuV/m)	(dBuV/m)	(dB)	(dBuV)	(m)		(°)	(m)		(dB)	(dB)	(dB)
PK	14.23763G	64.00	88.20	-24.20	42.65	3	Vertical	53	1.42	0	41.78	12.27	32.70
RMS	14.22844G	49.61	68.20	-18.59	28.28	3	Vertical	53	1.42	0	41.76	12.27	32.70

6.875-7.125GHz_802.11be EHT20_Nss1,(MCS0)_1TX

7115MHz_TX

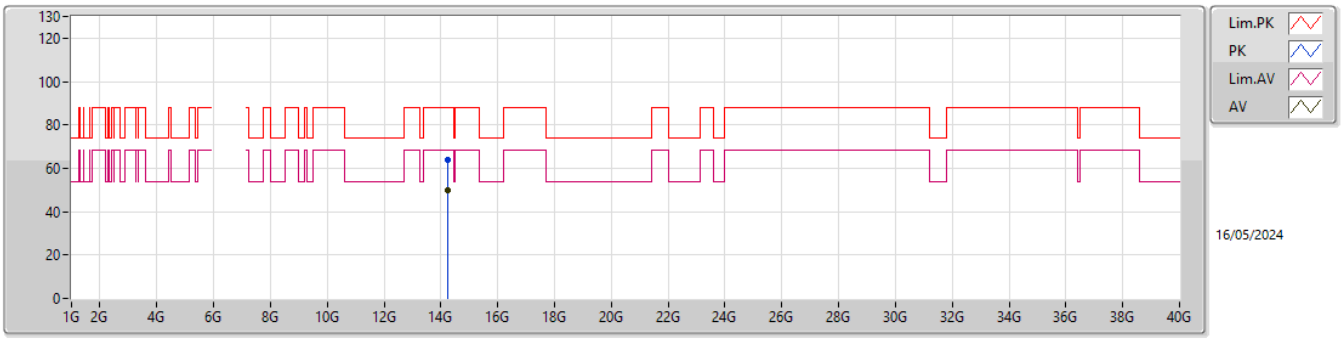

EUT Y_1TX
SET 0

Type	Freq	Level	Limit	Margin	Raw	Dist	Condition	Azimuth	Height	Comment	AF	CL	PA
	(Hz)	(dBuV/m)	(dBuV/m)	(dB)	(dBuV)	(m)		(°)	(m)		(dB)	(dB)	(dB)
PK	14.23707G	63.98	88.20	-24.22	42.64	3	Horizontal	182	1.43	0	41.77	12.27	32.70
RMS	14.24347G	49.63	68.20	-18.57	28.27	3	Horizontal	182	1.43	0	41.79	12.28	32.71

6.875-7.125GHz_802.11be EHT20_Nss1,(MCS0)_1TX

7115MHz_TX

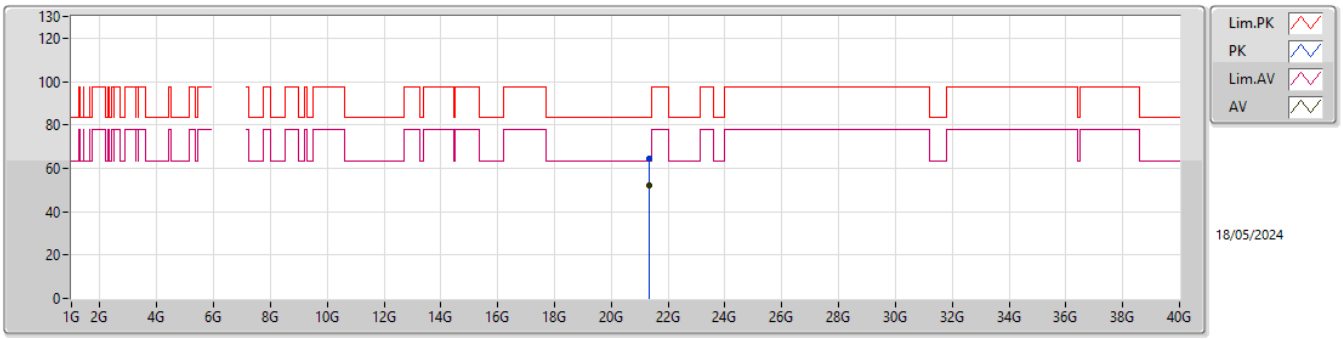

EUT Y_1TX
SET 25
01-S-C-6

Type	Freq	Level	Limit	Margin	Raw	Dist	Condition	Azimuth	Height	Comment	AF	CL	PA
	(Hz)	(dBuV/m)	(dBuV/m)	(dB)	(dBuV)	(m)		(°)	(m)		(dB)	(dB)	(dB)
PK	21.3377G	64.71	83.54	-18.83	58.96	1	Vertical	277	2.00	-	38.32	16.27	48.84
AV	21.3413G	52.15	63.54	-11.39	46.40	1	Vertical	277	2.00	-	38.32	16.27	48.84

6.875-7.125GHz_802.11be EHT20_Nss1,(MCS0)_1TX

7115MHz_TX

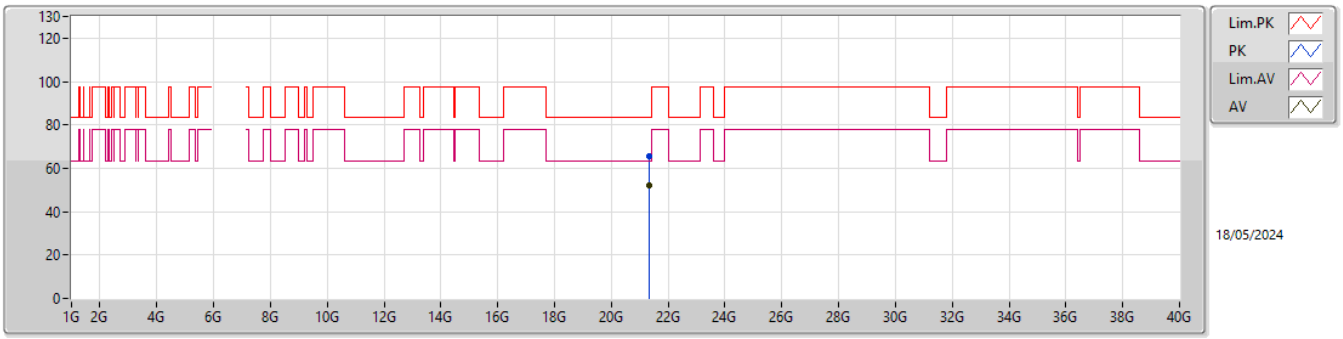

EUT Y_1TX
SET 25
01-S-C-6

Type	Freq	Level	Limit	Margin	Raw	Dist	Condition	Azimuth	Height	Comment	AF	CL	PA
	(Hz)	(dBuV/m)	(dBuV/m)	(dB)	(dBuV)	(m)		(°)	(m)		(dB)	(dB)	(dB)
PK	21.33715G	65.33	83.54	-18.21	59.57	1	Horizontal	37	1.63	-	38.33	16.27	48.84
AV	21.34135G	52.23	63.54	-11.31	46.48	1	Horizontal	37	1.63	-	38.32	16.27	48.84

5.925-6.425GHz_802.11be EHT40_Nss1,(MCS0)_1TX

5965MHz_TX

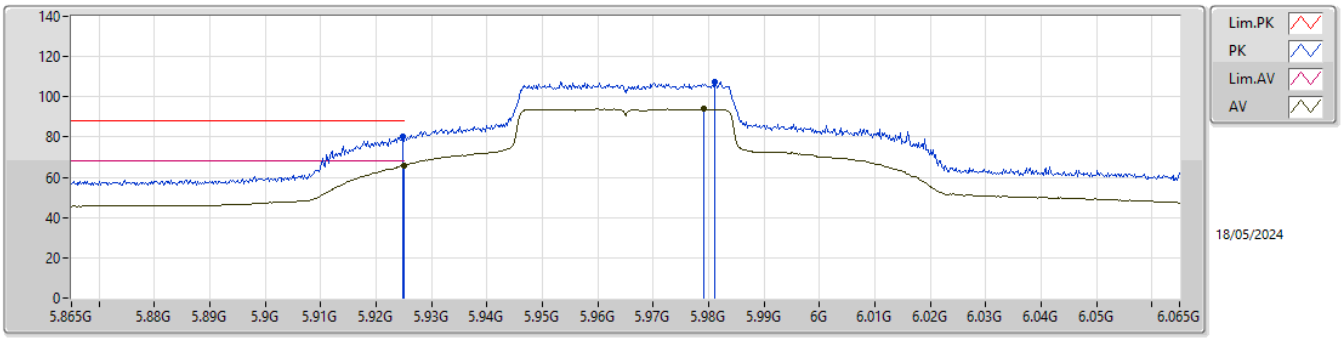

EUT Y_1TX
SET 21
22.5\16.5\19.5\21\21.5\21
-5.83\20.00\10.62\2.14\-0.41\2.36

Type	Freq	Level	Limit	Margin	Raw	Dist	Condition	Azimuth	Height	Comment	AF	CL	PA
	(Hz)	(dBuV/m)	(dBuV/m)	(dB)	(dBuV)	(m)		(°)	(m)		(dB)	(dB)	(dB)
PK	5.9248G	79.96	88.20	-8.24	71.15	3	Vertical	2	2.22	21	34.20	5.77	31.16
RMS	5.925G	65.84	68.20	-2.36	57.03	3	Vertical	2	2.22	21	34.20	5.77	31.16
PK	5.981G	107.46	Inf	-Inf	98.55	3	Vertical	2	2.22	21	34.26	5.83	31.18
RMS	5.9792G	94.00	Inf	-Inf	85.09	3	Vertical	2	2.22	21	34.26	5.83	31.18

5.925-6.425GHz_802.11be EHT40_Nss1,(MCS0)_1TX

5965MHz_TX

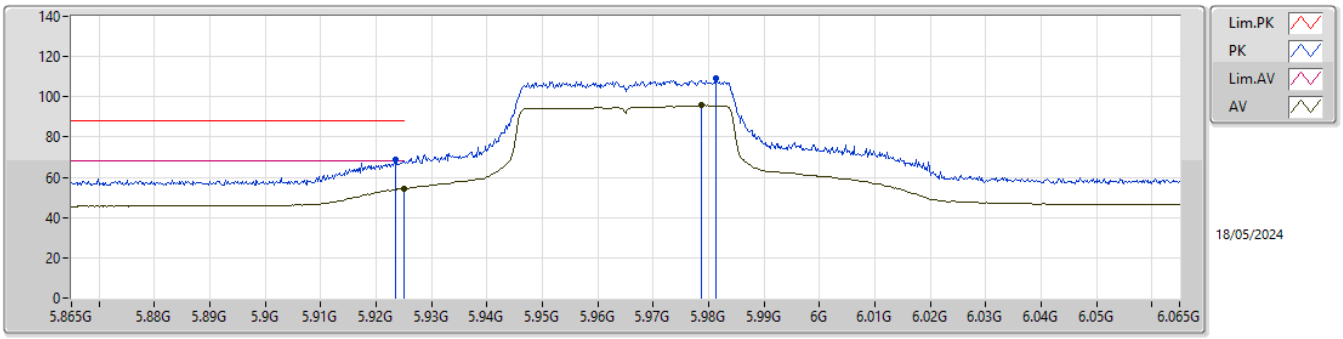

EUT Y_1TX
SET 18

Type	Freq	Level	Limit	Margin	Raw	Dist	Condition	Azimuth	Height	Comment	AF	CL	PA
	(Hz)	(dBuV/m)	(dBuV/m)	(dB)	(dBuV)	(m)		(°)	(m)		(dB)	(dB)	(dB)
PK	5.9234G	69.01	88.20	-19.19	60.19	3	Horizontal	344	1.08	-	34.20	5.77	31.15
RMS	5.925G	54.31	68.20	-13.89	45.50	3	Horizontal	344	1.08	-	34.20	5.77	31.16
PK	5.9814G	108.98	Inf	-Inf	100.07	3	Horizontal	344	1.08	-	34.26	5.83	31.18
RMS	5.9788G	95.82	Inf	-Inf	86.91	3	Horizontal	344	1.08	-	34.26	5.83	31.18

5.925-6.425GHz_802.11be EHT40_Nss1,(MCS0)_1TX

5965MHz_TX

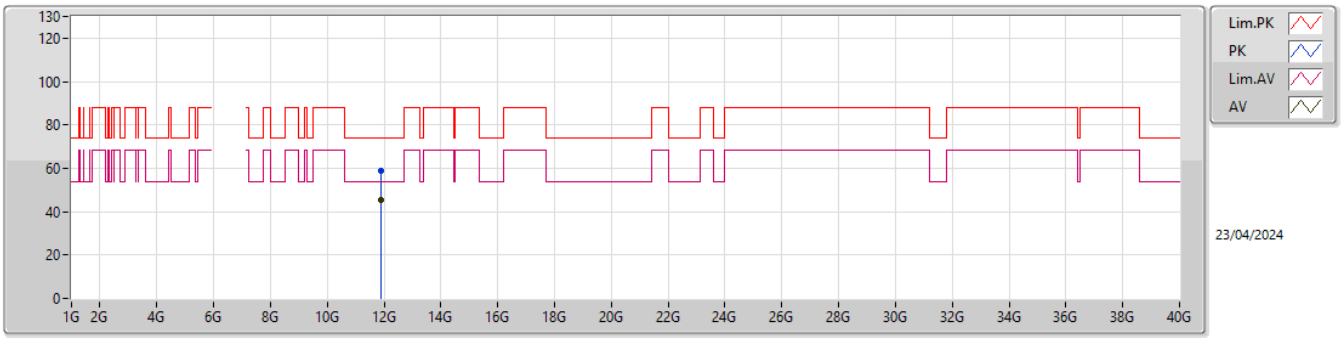

EUT Y_1TX
SET 18

Type	Freq	Level	Limit	Margin	Raw	Dist	Condition	Azimuth	Height	Comment	AF	CL	PA
	(Hz)	(dBuV/m)	(dBuV/m)	(dB)	(dBuV)	(m)		(°)	(m)		(dB)	(dB)	(dB)
PK	11.90507G	59.06	74.00	-14.94	42.80	3	Vertical	125	1.80	18	39.20	11.47	34.41
AV	11.89643G	45.15	54.00	-8.85	28.90	3	Vertical	125	1.80	18	39.20	11.46	34.41

5.925-6.425GHz_802.11be EHT40_Nss1,(MCS0)_1TX

5965MHz_TX

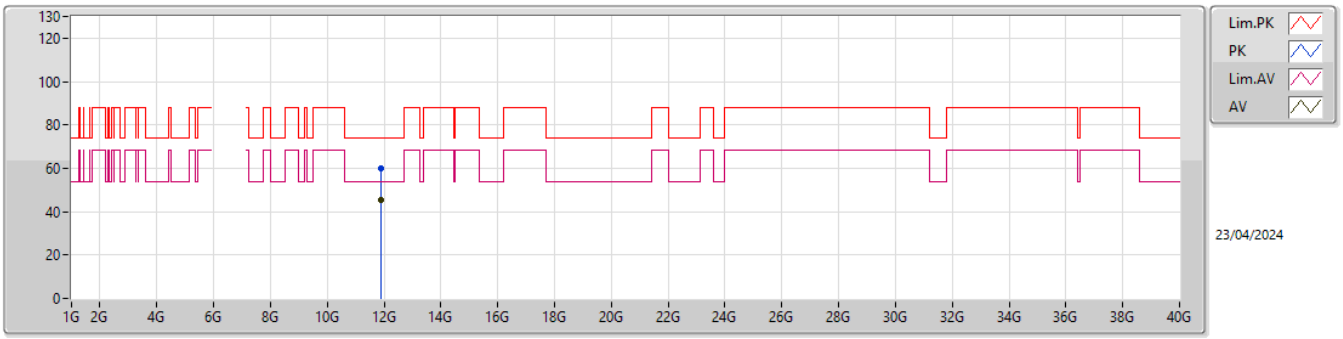

EUT Y_1TX
SET 18

Type	Freq	Level	Limit	Margin	Raw	Dist	Condition	Azimuth	Height	Comment	AF	CL	PA
	(Hz)	(dBuV/m)	(dBuV/m)	(dB)	(dBuV)	(m)		(°)	(m)		(dB)	(dB)	(dB)
PK	11.8954G	59.93	74.00	-14.07	43.68	3	Horizontal	293	1.80	18	39.20	11.46	34.41
AV	11.89044G	45.13	54.00	-8.87	28.88	3	Horizontal	293	1.80	18	39.20	11.46	34.41

5.925-6.425GHz_802.11be EHT40_Nss1,(MCS0)_1TX

5965MHz_TX

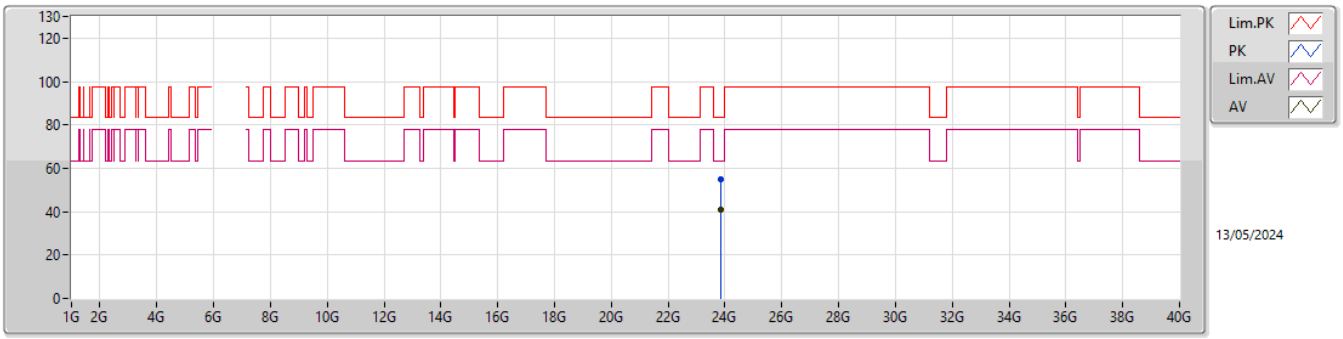

EUT Y_1TX
SET 25

Type	Freq	Level	Limit	Margin	Raw	Dist	Condition	Azimuth	Height	Comment	AF	CL	PA
	(Hz)	(dBuV/m)	(dBuV/m)	(dB)	(dBuV)	(m)		(°)	(m)		(dB)	(dB)	(dB)
PK	23.86496G	54.72	83.54	-28.82	45.72	1	Vertical	351	1.53	25	38.80	17.36	47.16
AV	23.85992G	40.71	63.54	-22.83	31.71	1	Vertical	351	1.53	25	38.80	17.36	47.16

5.925-6.425GHz_802.11be EHT40_Nss1,(MCS0)_1TX

5965MHz_TX

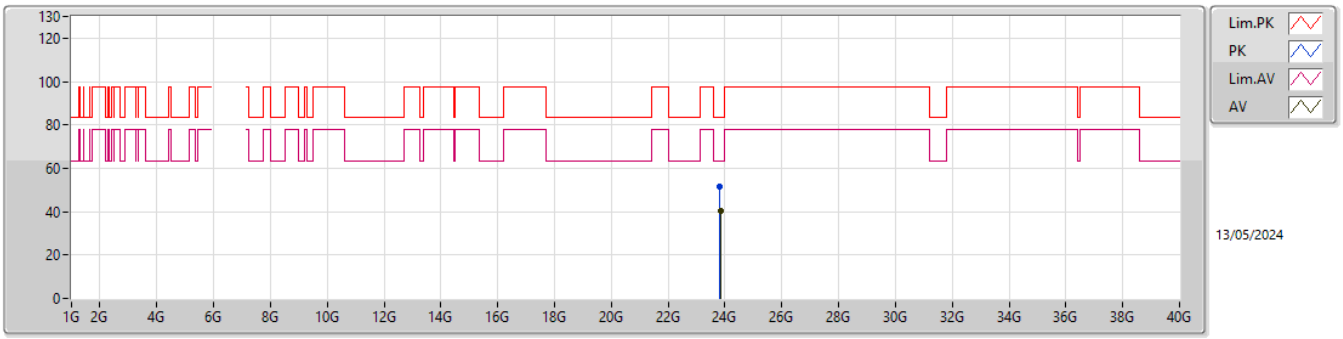

EUT Y_1TX
SET 25

Type	Freq	Level	Limit	Margin	Raw	Dist	Condition	Azimuth	Height	Comment	AF	CL	PA
	(Hz)	(dBuV/m)	(dBuV/m)	(dB)	(dBuV)	(m)		(°)	(m)		(dB)	(dB)	(dB)
PK	23.83187G	51.66	83.54	-31.88	42.57	1	Horizontal	344	1.80	25	38.91	17.35	47.17
AV	23.86G	40.09	63.54	-23.45	31.09	1	Horizontal	344	1.80	25	38.80	17.36	47.16

5.925-6.425GHz_802.11be EHT40_Nss1,(MCS0)_1TX

6205MHz_TX

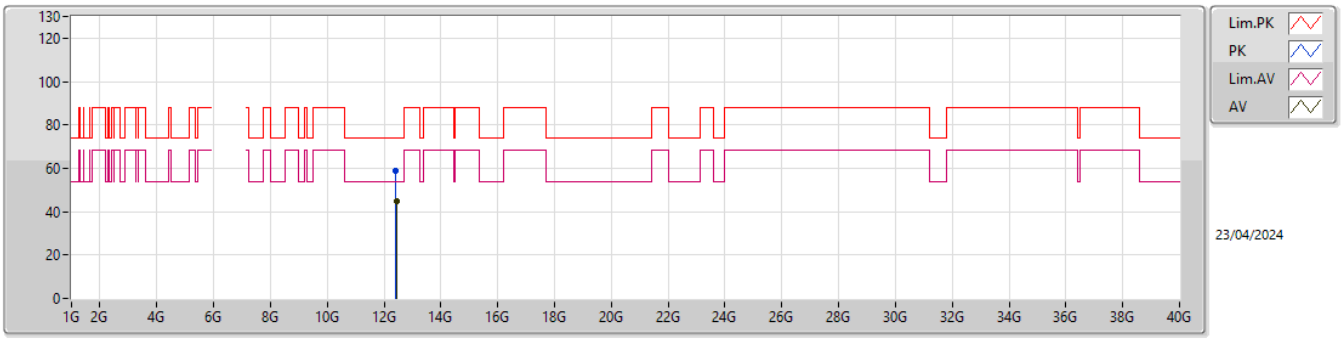

EUT Y_1TX
SET 16

Type	Freq	Level	Limit	Margin	Raw	Dist	Condition	Azimuth	Height	Comment	AF	CL	PA
	(Hz)	(dBuV/m)	(dBuV/m)	(dB)	(dBuV)	(m)		(°)	(m)		(dB)	(dB)	(dB)
PK	12.3953G	58.58	74.00	-15.42	42.38	3	Vertical	128	1.80	16	38.61	11.65	34.06
AV	12.42998G	44.91	54.00	-9.09	28.67	3	Vertical	128	1.80	16	38.60	11.67	34.03

5.925-6.425GHz_802.11be EHT40_Nss1,(MCS0)_1TX

6205MHz_TX

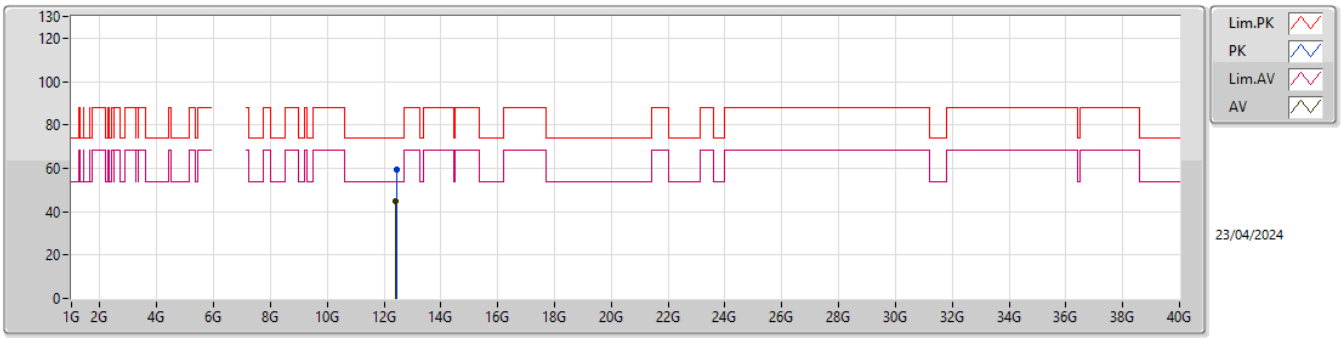

EUT Y_1TX
SET 16

Type	Freq	Level	Limit	Margin	Raw	Dist	Condition	Azimuth	Height	Comment	AF	CL	PA
	(Hz)	(dBuV/m)	(dBuV/m)	(dB)	(dBuV)	(m)		(°)	(m)		(dB)	(dB)	(dB)
PK	12.44716G	59.14	74.00	-14.86	42.89	3	Horizontal	90	1.80	16	38.60	11.67	34.02
AV	12.42319G	44.88	54.00	-9.12	28.66	3	Horizontal	90	1.80	16	38.60	11.66	34.04

5.925-6.425GHz_802.11be EHT40_Nss1,(MCS0)_1TX

6205MHz_TX

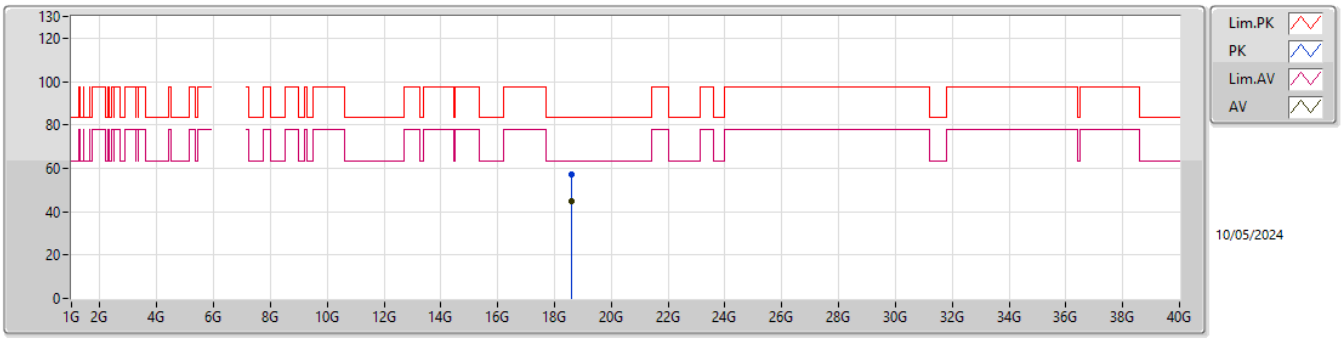

EUT Y_1TX
SET 25

Type	Freq	Level	Limit	Margin	Raw	Dist	Condition	Azimuth	Height	Comment	AF	CL	PA
	(Hz)	(dBuV/m)	(dBuV/m)	(dB)	(dBuV)	(m)		(°)	(m)		(dB)	(dB)	(dB)
PK	18.59646G	57.32	83.54	-26.22	53.96	1	Vertical	10	1.82	25	37.70	15.27	49.61
AV	18.60669G	44.72	63.54	-18.82	41.35	1	Vertical	10	1.82	25	37.71	15.27	49.61

5.925-6.425GHz_802.11be EHT40_Nss1,(MCS0)_1TX

6205MHz_TX

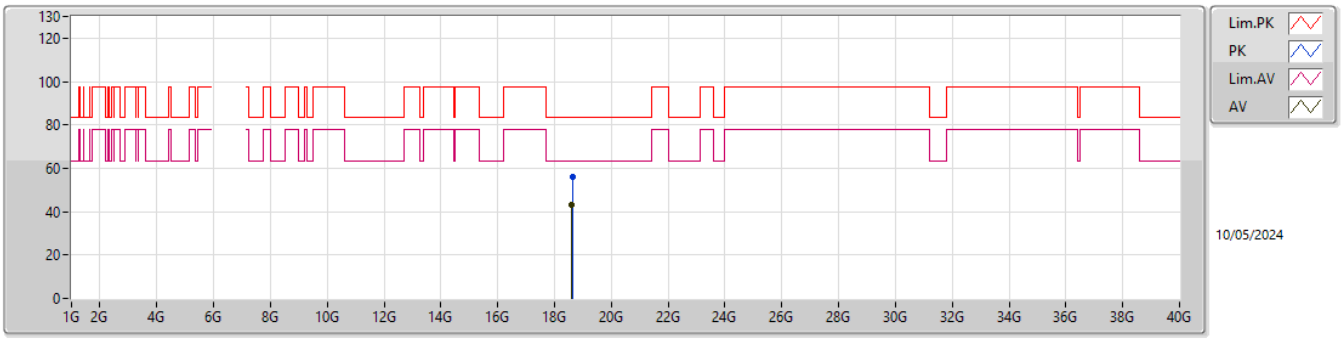

EUT Y_1TX
SET 25

Type	Freq	Level	Limit	Margin	Raw	Dist	Condition	Azimuth	Height	Comment	AF	CL	PA
	(Hz)	(dBuV/m)	(dBuV/m)	(dB)	(dBuV)	(m)		(°)	(m)		(dB)	(dB)	(dB)
PK	18.62099G	56.09	83.54	-27.45	52.68	1	Horizontal	313	1.96	25	37.74	15.27	49.60
AV	18.61668G	42.99	63.54	-20.55	39.59	1	Horizontal	313	1.96	25	37.73	15.27	49.60

5.925-6.425GHz_802.11be EHT40_Nss1,(MCS0)_1TX

6405MHz_TX

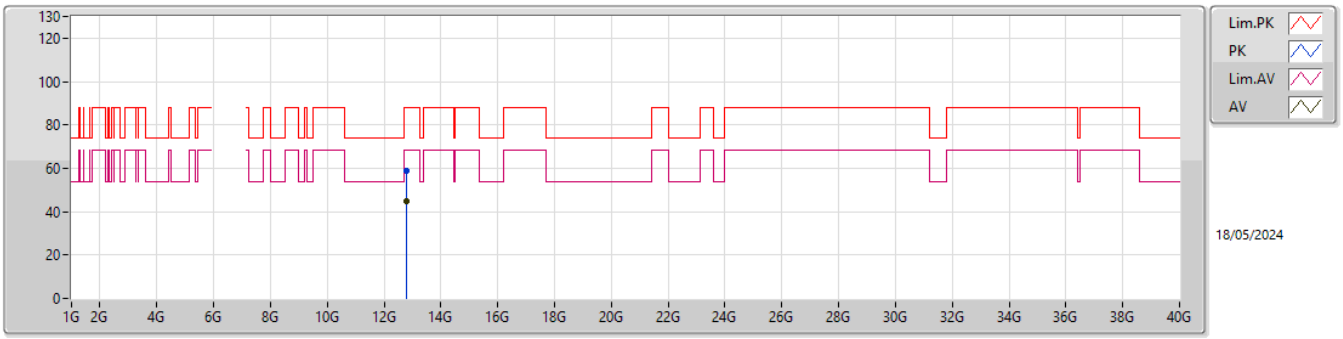

EUT Y_1TX
SET 16

Type	Freq	Level	Limit	Margin	Raw	Dist	Condition	Azimuth	Height	Comment	AF	CL	PA
	(Hz)	(dBuV/m)	(dBuV/m)	(dB)	(dBuV)	(m)		(°)	(m)		(dB)	(dB)	(dB)
PK	12.78251G	59.03	88.20	-29.17	41.91	3	Vertical	5	2.24	16	38.93	11.79	33.60
RMS	12.77012G	44.78	68.20	-23.42	27.73	3	Vertical	5	2.24	16	38.88	11.78	33.61

5.925-6.425GHz_802.11be EHT40_Nss1,(MCS0)_1TX

6405MHz_TX

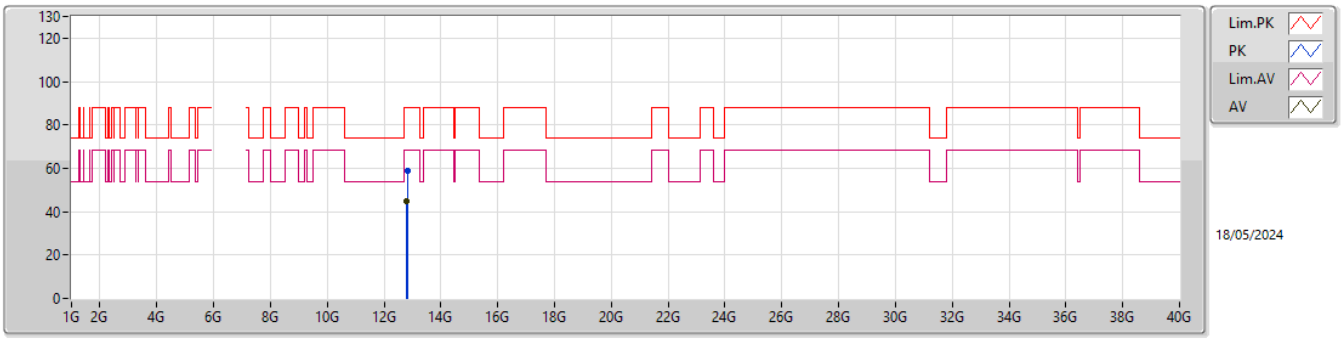

EUT Y_1TX
SET 16

Type	Freq	Level	Limit	Margin	Raw	Dist	Condition	Azimuth	Height	Comment	AF	CL	PA
	(Hz)	(dBuV/m)	(dBuV/m)	(dB)	(dBuV)	(m)		(°)	(m)		(dB)	(dB)	(dB)
PK	12.8347G	58.87	88.20	-29.33	41.45	3	Horizontal	309	1.80	16	39.14	11.80	33.52
RMS	12.77236G	44.77	68.20	-23.43	27.71	3	Horizontal	309	1.80	16	38.89	11.78	33.61

5.925-6.425GHz_802.11be EHT40_Nss1,(MCS0)_1TX

6405MHz_TX

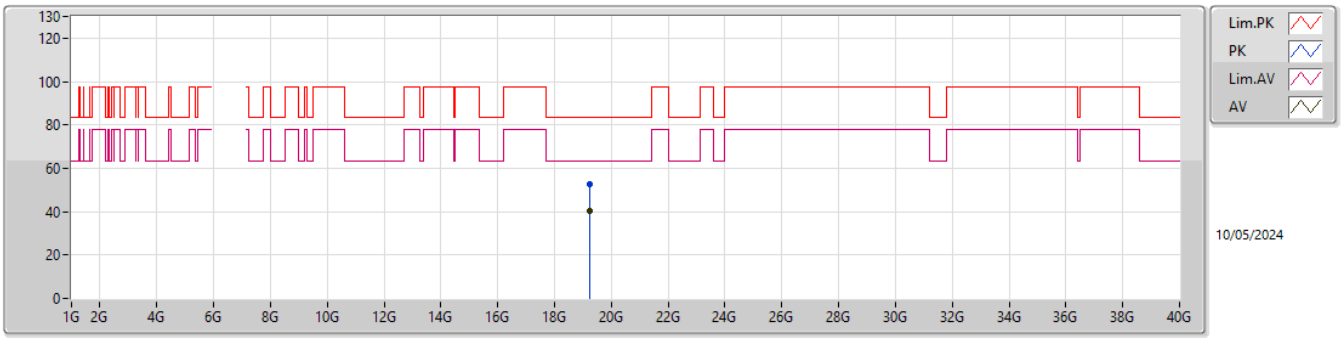

EUT Y_1TX
SET 25

Type	Freq	Level	Limit	Margin	Raw	Dist	Condition	Azimuth	Height	Comment	AF	CL	PA
	(Hz)	(dBuV/m)	(dBuV/m)	(dB)	(dBuV)	(m)		(°)	(m)		(dB)	(dB)	(dB)
PK	19.22099G	52.78	83.54	-30.76	49.07	1	Vertical	33	1.79	25	37.96	15.24	49.49
AV	19.22515G	40.10	63.54	-23.44	36.40	1	Vertical	33	1.79	25	37.95	15.24	49.49

5.925-6.425GHz_802.11be EHT40_Nss1,(MCS0)_1TX

6405MHz_TX

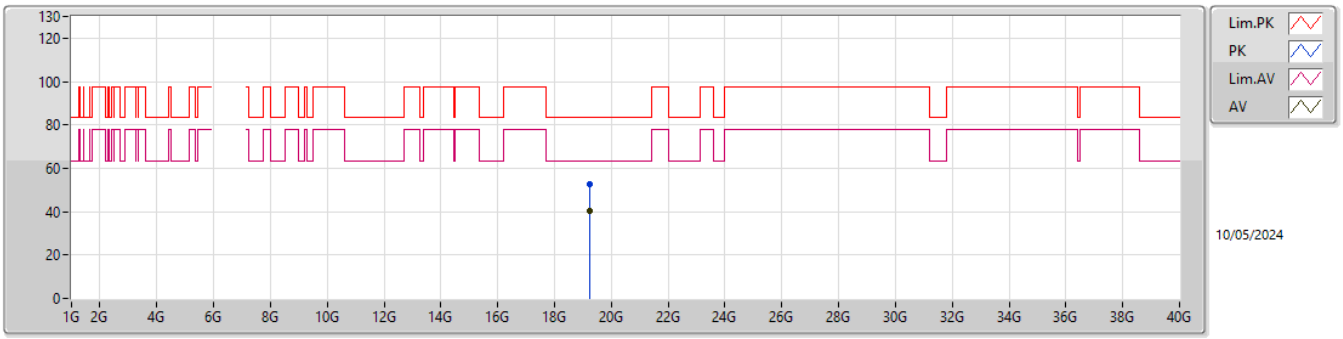

EUT Y_1TX
SET 25

Type	Freq	Level	Limit	Margin	Raw	Dist	Condition	Azimuth	Height	Comment	AF	CL	PA
	(Hz)	(dBuV/m)	(dBuV/m)	(dB)	(dBuV)	(m)		(°)	(m)		(dB)	(dB)	(dB)
PK	19.22403G	52.88	83.54	-30.66	49.18	1	Horizontal	41	1.81	25	37.95	15.24	49.49
AV	19.22107G	40.60	63.54	-22.94	36.89	1	Horizontal	41	1.81	25	37.96	15.24	49.49

6.425-6.525GHz_802.11be EHT40_Nss1,(MCS0)_1TX

6445MHz_TX

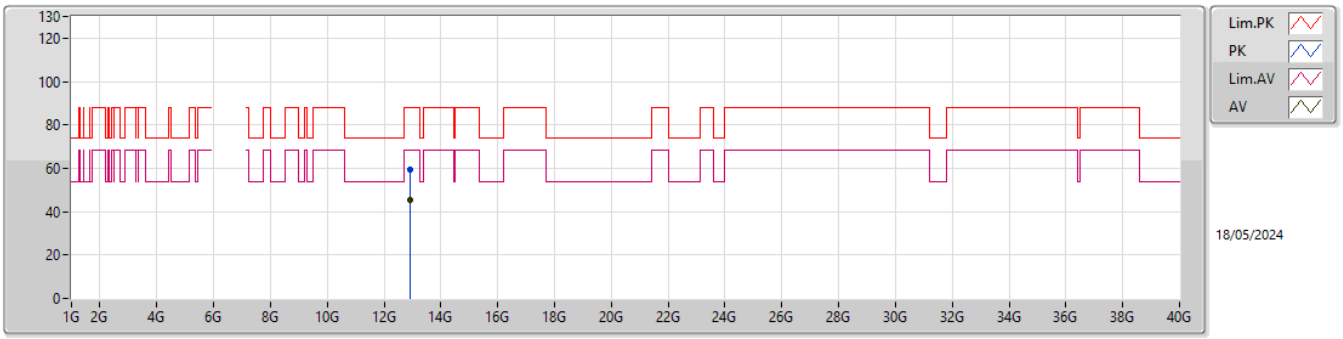

EUT Y_1TX
SET 16.5

Type	Freq	Level	Limit	Margin	Raw	Dist	Condition	Azimuth	Height	Comment	AF	CL	PA
	(Hz)	(dBuV/m)	(dBuV/m)	(dB)	(dBuV)	(m)		(°)	(m)		(dB)	(dB)	(dB)
PK	12.92948G	59.29	88.20	-28.91	41.59	3	Vertical	24	1.80	16.5	39.26	11.84	33.40
RMS	12.92173G	45.21	68.20	-22.99	27.55	3	Vertical	24	1.80	16.5	39.24	11.83	33.41

6.425-6.525GHz_802.11be EHT40_Nss1,(MCS0)_1TX

6445MHz_TX

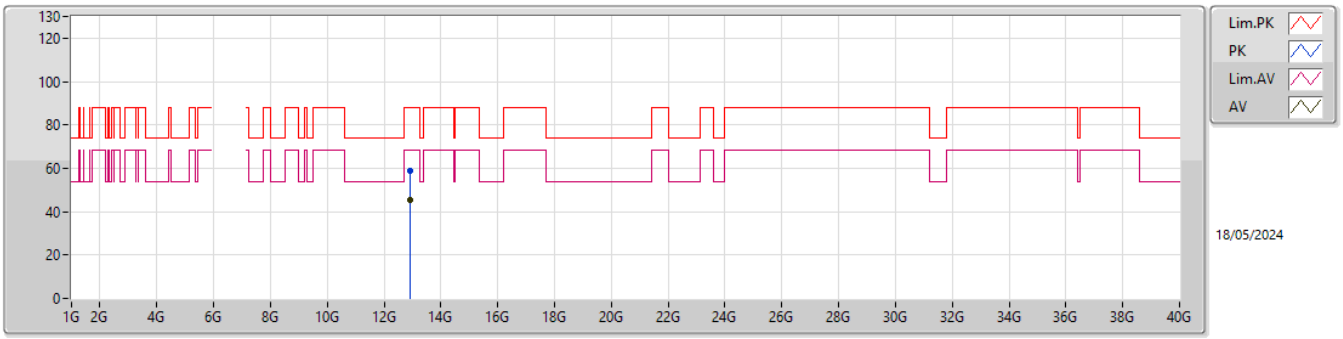

EUT Y_1TX
SET 16.5

Type	Freq	Level	Limit	Margin	Raw	Dist	Condition	Azimuth	Height	Comment	AF	CL	PA
	(Hz)	(dBuV/m)	(dBuV/m)	(dB)	(dBuV)	(m)		(°)	(m)		(dB)	(dB)	(dB)
PK	12.91494G	59.01	88.20	-29.19	41.37	3	Horizontal	10	1.05	16.5	39.23	11.83	33.42
RMS	12.9075G	45.13	68.20	-23.07	27.52	3	Horizontal	10	1.05	16.5	39.21	11.83	33.43

6.425-6.525GHz_802.11be EHT40_Nss1,(MCS0)_1TX

6445MHz_TX

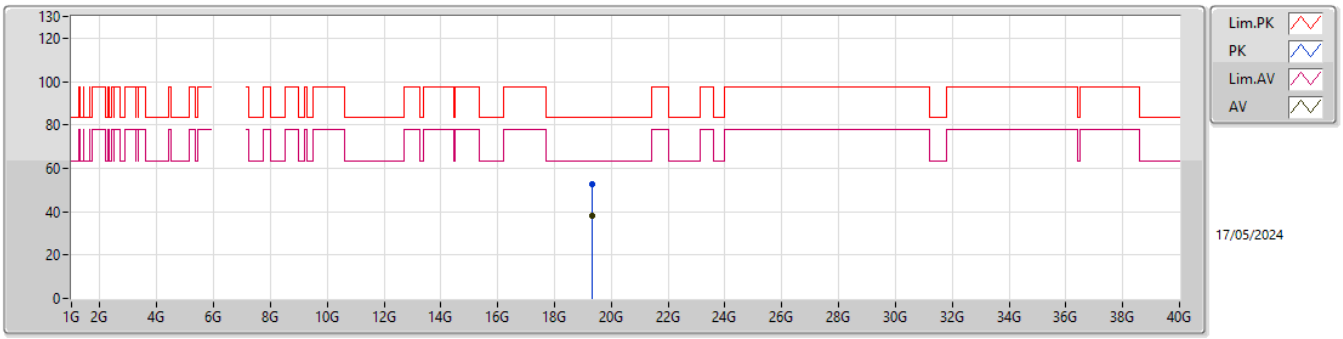

EUT Y_1TX
SET 25

Type	Freq	Level	Limit	Margin	Raw	Dist	Condition	Azimuth	Height	Comment	AF	CL	PA
	(Hz)	(dBuV/m)	(dBuV/m)	(dB)	(dBuV)	(m)		(°)	(m)		(dB)	(dB)	(dB)
PK	19.34283G	52.94	83.54	-30.60	49.45	1	Vertical	25	1.80	25	37.83	15.23	49.57
AV	19.337G	38.29	63.54	-25.25	34.78	1	Vertical	25	1.80	25	37.85	15.23	49.57

6.425-6.525GHz_802.11be EHT40_Nss1,(MCS0)_1TX

6445MHz_TX

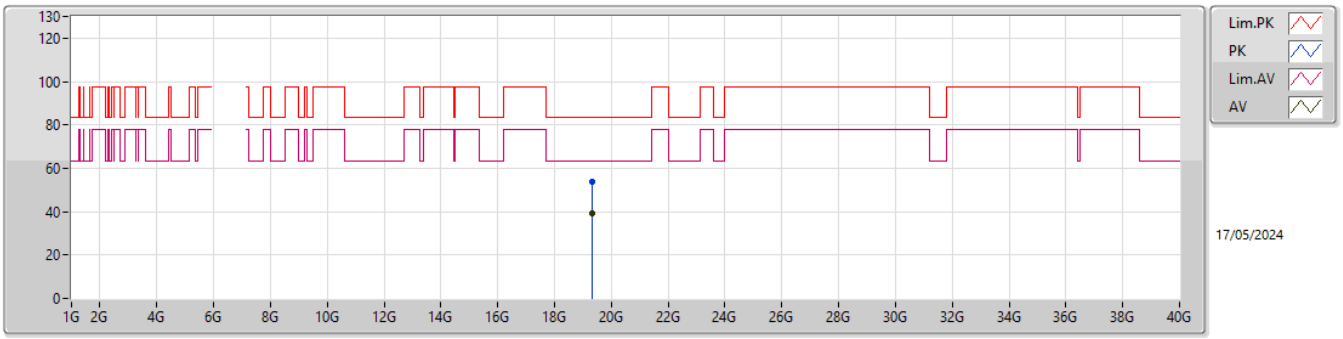

EUT Y_1TX
SET 25

Type	Freq	Level	Limit	Margin	Raw	Dist	Condition	Azimuth	Height	Comment	AF	CL	PA
	(Hz)	(dBuV/m)	(dBuV/m)	(dB)	(dBuV)	(m)		(°)	(m)		(dB)	(dB)	(dB)
PK	19.31862G	54.04	83.54	-29.50	50.44	1	Horizontal	358	1.80	25	37.93	15.23	49.56
AV	19.33037G	39.24	63.54	-24.30	35.69	1	Horizontal	358	1.80	25	37.88	15.23	49.56

6.425-6.525GHz_802.11be EHT40_Nss1,(MCS0)_1TX

6485MHz_TX

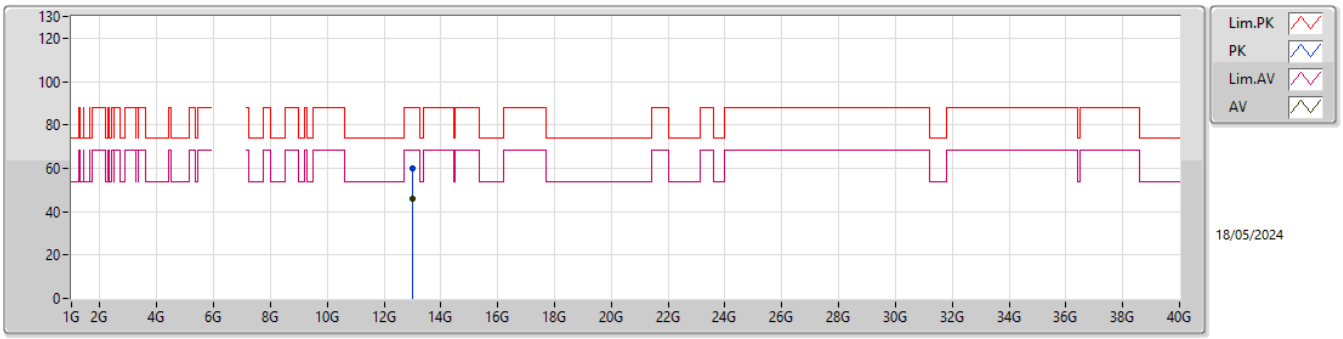

EUT Y_1TX
SET 16.5

Type	Freq	Level	Limit	Margin	Raw	Dist	Condition	Azimuth	Height	Comment	AF	CL	PA
	(Hz)	(dBuV/m)	(dBuV/m)	(dB)	(dBuV)	(m)		(°)	(m)		(dB)	(dB)	(dB)
PK	13.00964G	60.02	88.20	-28.18	42.13	3	Vertical	2	1.80	16.5	39.32	11.86	33.29
RMS	13.00812G	45.90	68.20	-22.30	28.01	3	Vertical	2	1.80	16.5	39.32	11.86	33.29

6.425-6.525GHz_802.11be EHT40_Nss1,(MCS0)_1TX

6485MHz_TX

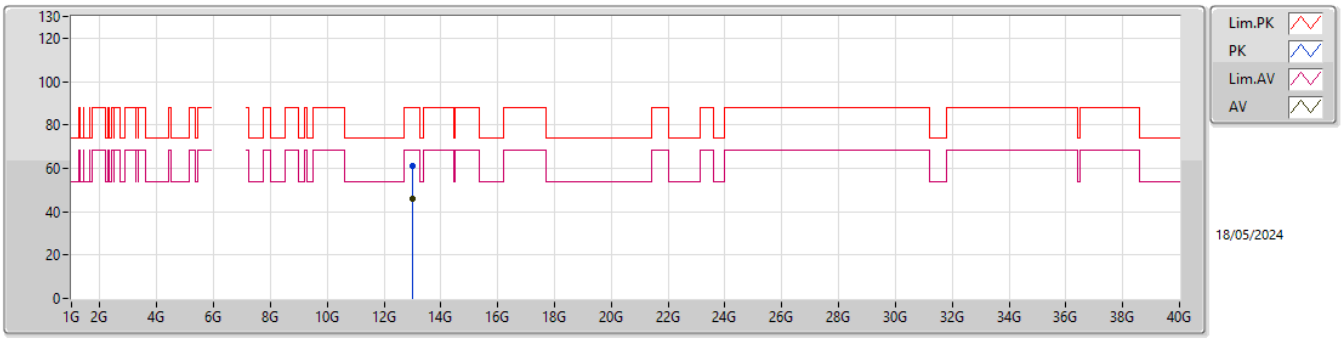

EUT Y_1TX
SET 16.5

Type	Freq	Level	Limit	Margin	Raw	Dist	Condition	Azimuth	Height	Comment	AF	CL	PA
	(Hz)	(dBuV/m)	(dBuV/m)	(dB)	(dBuV)	(m)		(°)	(m)		(dB)	(dB)	(dB)
PK	13.00772G	60.97	88.20	-27.23	43.08	3	Horizontal	323	1.92	16.5	39.32	11.86	33.29
RMS	13.00604G	45.96	68.20	-22.24	28.08	3	Horizontal	323	1.92	16.5	39.31	11.86	33.29

6.425-6.525GHz_802.11be EHT40_Nss1,(MCS0)_1TX

6485MHz_TX

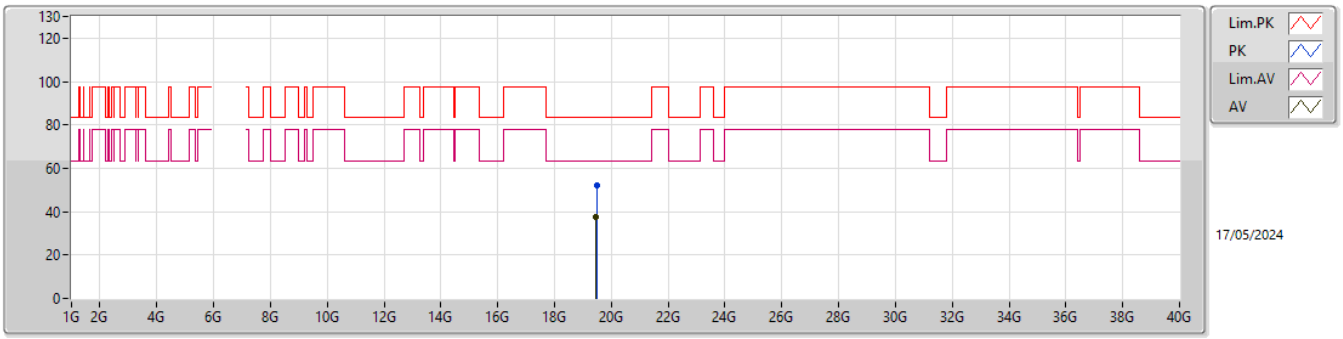

EUT Y_1TX
SET 25

Type	Freq	Level	Limit	Margin	Raw	Dist	Condition	Azimuth	Height	Comment	AF	CL	PA
	(Hz)	(dBuV/m)	(dBuV/m)	(dB)	(dBuV)	(m)		(°)	(m)		(dB)	(dB)	(dB)
PK	19.4793G	52.00	83.54	-31.54	48.52	1	Vertical	342	1.80	25	37.92	15.23	49.67
AV	19.46411G	37.27	63.54	-26.27	33.84	1	Vertical	342	1.80	25	37.86	15.23	49.66

6.425-6.525GHz_802.11be EHT40_Nss1,(MCS0)_1TX

6485MHz_TX

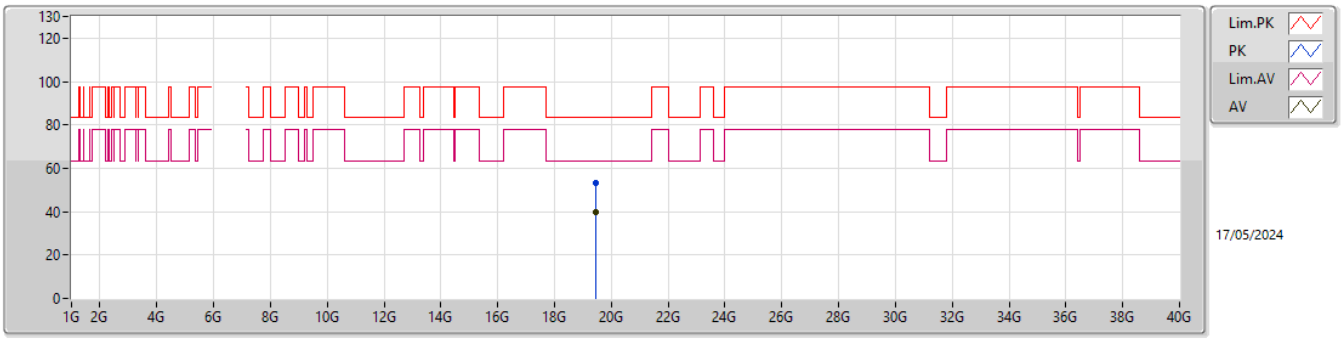

EUT Y_1TX
SET 25

Type	Freq	Level	Limit	Margin	Raw	Dist	Condition	Azimuth	Height	Comment	AF	CL	PA
	(Hz)	(dBuV/m)	(dBuV/m)	(dB)	(dBuV)	(m)		(°)	(m)		(dB)	(dB)	(dB)
PK	19.45604G	53.36	83.54	-30.18	49.96	1	Horizontal	40	1.80	25	37.82	15.23	49.65
AV	19.46075G	39.59	63.54	-23.95	36.17	1	Horizontal	40	1.80	25	37.84	15.23	49.65

6.425-6.525GHz_802.11be EHT40_Nss1,(MCS0)_1TX

6525MHz Straddle 6.425-6.525GHz_TX

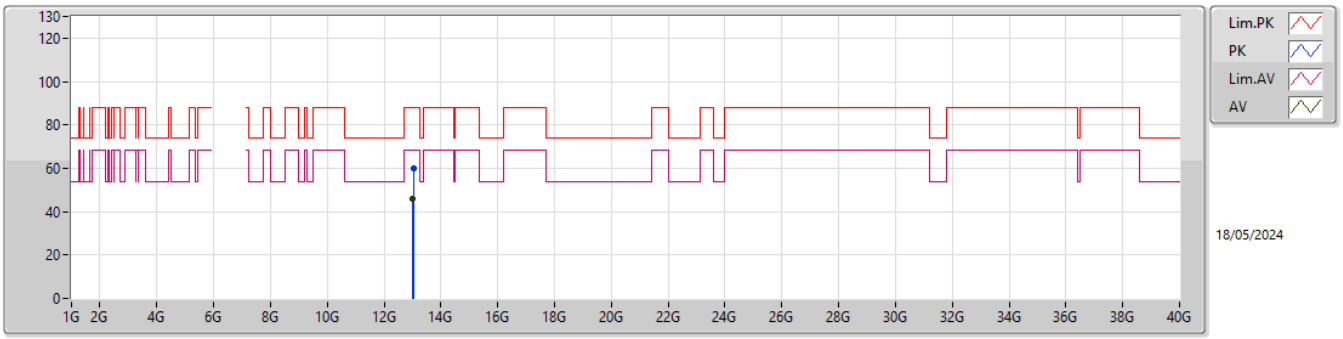

EUT Y_1TX
SET 17

Type	Freq	Level	Limit	Margin	Raw	Dist	Condition	Azimuth	Height	Comment	AF	CL	PA
	(Hz)	(dBuV/m)	(dBuV/m)	(dB)	(dBuV)	(m)		(°)	(m)		(dB)	(dB)	(dB)
PK	13.04968G	60.08	88.20	-28.12	42.04	3	Vertical	180	1.85	17	39.40	11.88	33.24
RMS	13.02219G	46.04	68.20	-22.16	28.10	3	Vertical	180	1.85	17	39.34	11.87	33.27

6.425-6.525GHz_802.11be EHT40_Nss1,(MCS0)_1TX

6525MHz Straddle 6.425-6.525GHz_TX

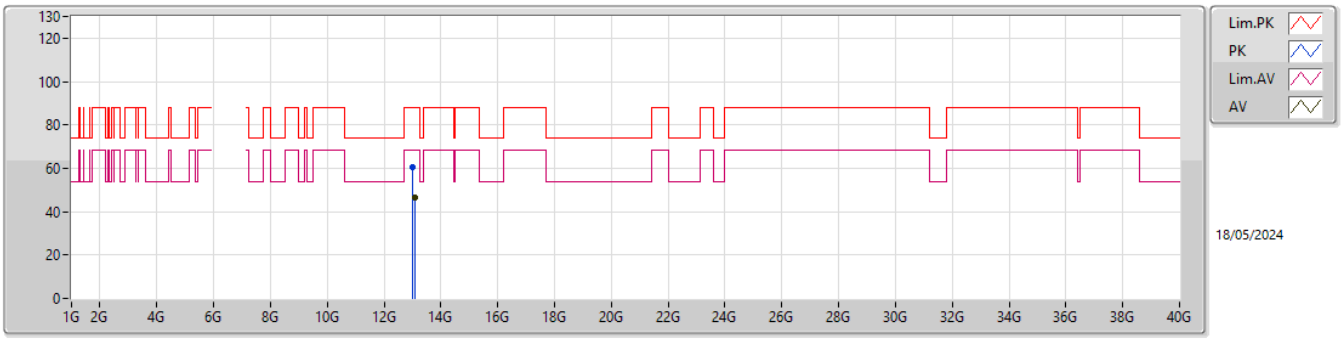

EUT Y_1TX
SET 17

Type	Freq	Level	Limit	Margin	Raw	Dist	Condition	Azimuth	Height	Comment	AF	CL	PA
	(Hz)	(dBuV/m)	(dBuV/m)	(dB)	(dBuV)	(m)		(°)	(m)		(dB)	(dB)	(dB)
PK	13.02219G	60.36	88.20	-27.84	42.42	3	Horizontal	19	1.10	17	39.34	11.87	33.27
RMS	13.06982G	46.23	68.20	-21.97	28.09	3	Horizontal	19	1.10	17	39.48	11.88	33.22

6.425-6.525GHz_802.11be EHT40_Nss1,(MCS0)_1TX

6525MHz Straddle 6.425-6.525GHz_TX

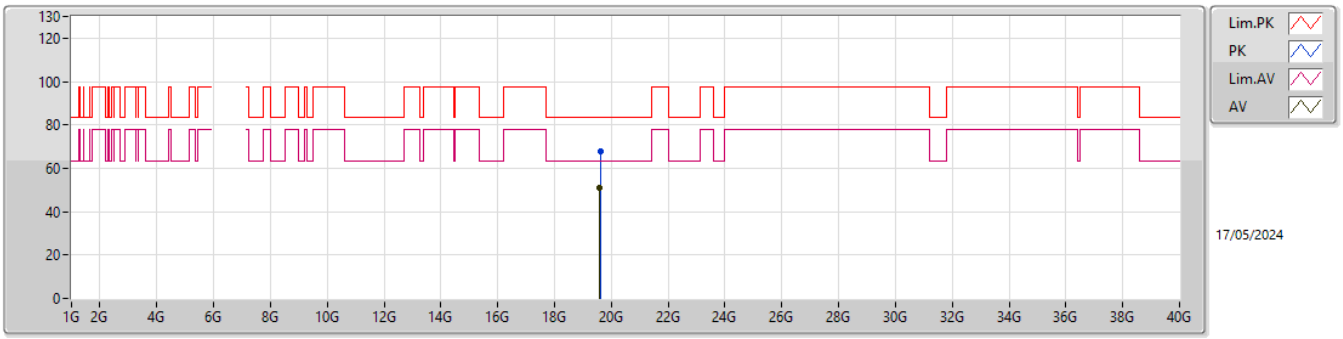

EUT Y_1TX
SET 25

Type	Freq	Level	Limit	Margin	Raw	Dist	Condition	Azimuth	Height	Comment	AF	CL	PA
	(Hz)	(dBuV/m)	(dBuV/m)	(dB)	(dBuV)	(m)		(°)	(m)		(dB)	(dB)	(dB)
PK	19.61017G	67.80	83.54	-15.74	64.31	1	Vertical	331	1.77	25	37.86	15.22	49.59
AV	19.60289G	50.85	63.54	-12.69	47.41	1	Vertical	331	1.77	25	37.82	15.22	49.60

6.425-6.525GHz_802.11be EHT40_Nss1,(MCS0)_1TX

6525MHz Straddle 6.425-6.525GHz_TX

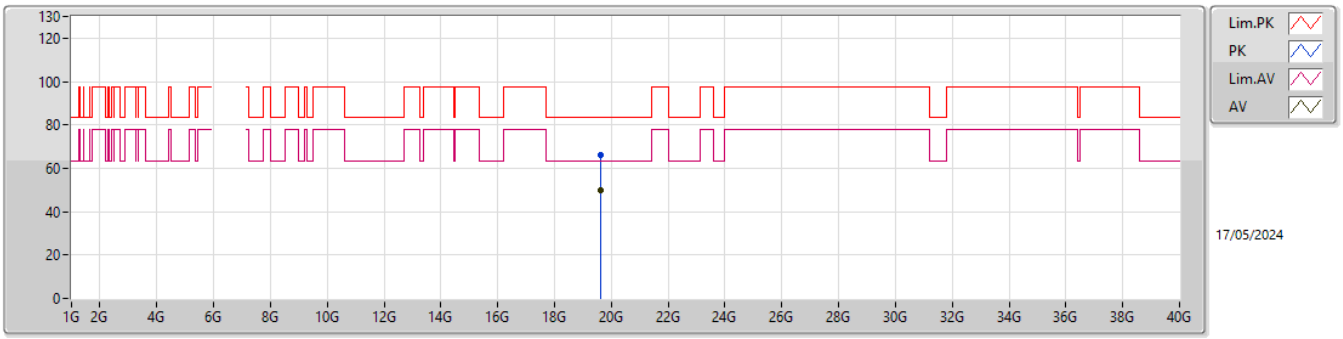

EUT Y_1TX
SET 25

Type	Freq	Level	Limit	Margin	Raw	Dist	Condition	Azimuth	Height	Comment	AF	CL	PA
	(Hz)	(dBuV/m)	(dBuV/m)	(dB)	(dBuV)	(m)		(°)	(m)		(dB)	(dB)	(dB)
PK	19.60841G	65.85	83.54	-17.69	62.37	1	Horizontal	332	1.84	25	37.85	15.22	49.59
AV	19.60305G	49.77	63.54	-13.77	46.33	1	Horizontal	332	1.84	25	37.82	15.22	49.60

6.525-6.875GHz_802.11be EHT40_Nss1,(MCS0)_1TX

6565MHz_TX

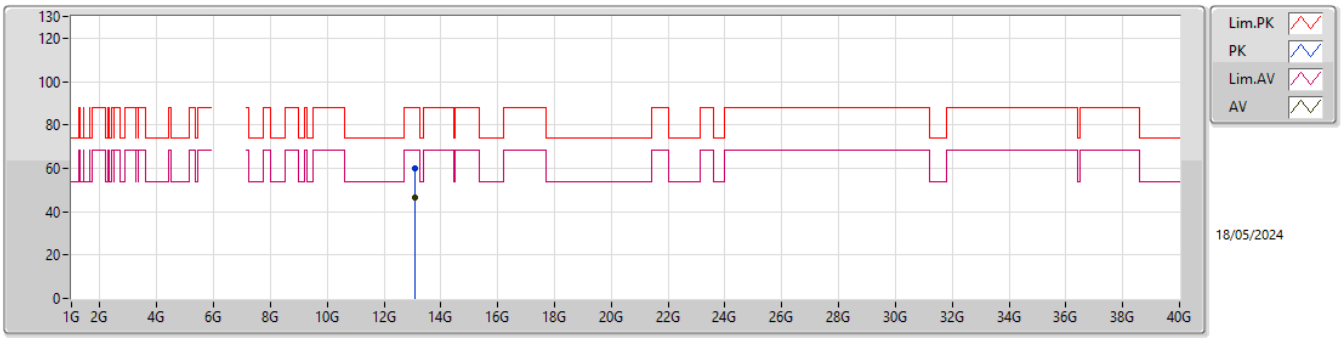

EUT Y_1TX
SET 17.5

Type	Freq	Level	Limit	Margin	Raw	Dist	Condition	Azimuth	Height	Comment	AF	CL	PA
	(Hz)	(dBuV/m)	(dBuV/m)	(dB)	(dBuV)	(m)		(°)	(m)		(dB)	(dB)	(dB)
PK	13.09284G	59.82	88.20	-28.38	41.55	3	Vertical	138	1.80	17.5	39.57	11.89	33.19
RMS	13.10858G	46.44	68.20	-21.76	28.11	3	Vertical	138	1.80	17.5	39.60	11.90	33.17

6.525-6.875GHz_802.11be EHT40_Nss1,(MCS0)_1TX

6565MHz_TX

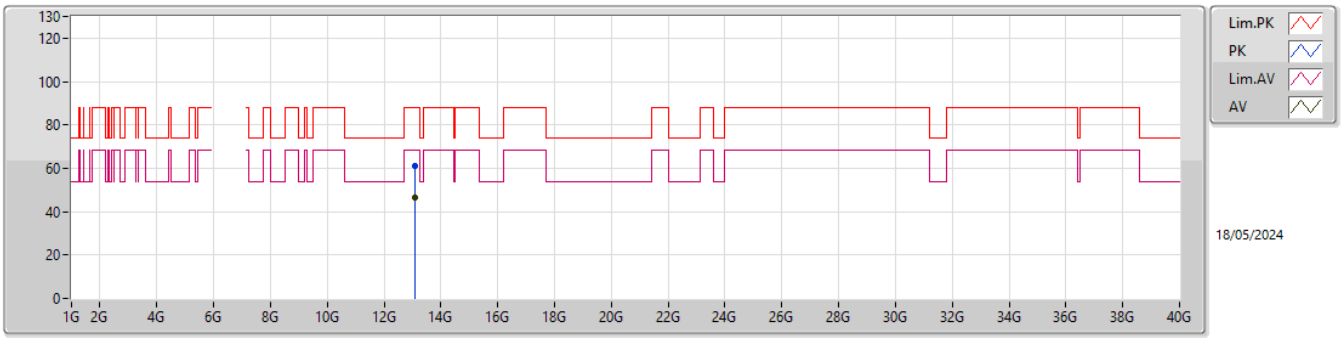

EUT Y_1TX
SET 17.5

Type	Freq	Level	Limit	Margin	Raw	Dist	Condition	Azimuth	Height	Comment	AF	CL	PA
	(Hz)	(dBuV/m)	(dBuV/m)	(dB)	(dBuV)	(m)		(°)	(m)		(dB)	(dB)	(dB)
PK	13.10091G	61.23	88.20	-26.97	42.92	3	Horizontal	179	1.20	17.5	39.60	11.89	33.18
RMS	13.10491G	46.41	68.20	-21.79	28.08	3	Horizontal	179	1.20	17.5	39.60	11.90	33.17

6.525-6.875GHz_802.11be EHT40_Nss1,(MCS0)_1TX

6565MHz_TX

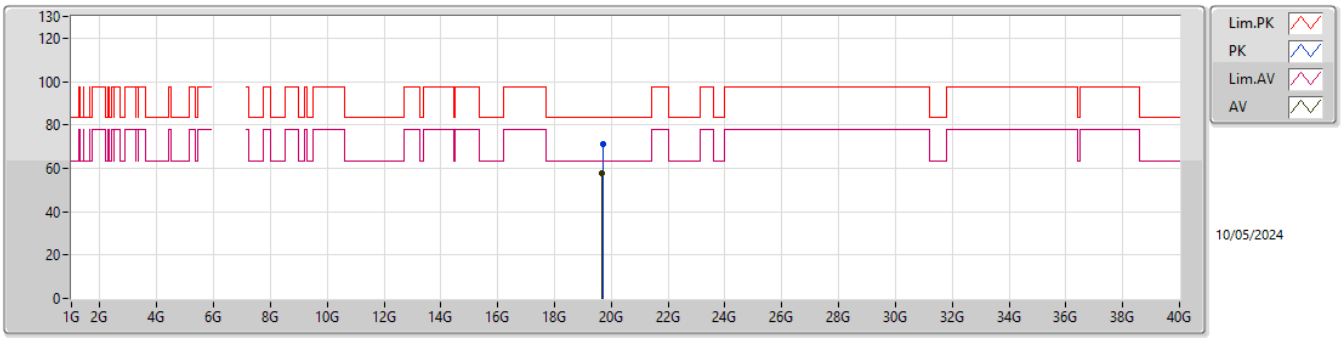

EUT Y_1TX
SET 25

Type	Freq	Level	Limit	Margin	Raw	Dist	Condition	Azimuth	Height	Comment	AF	CL	PA
	(Hz)	(dBuV/m)	(dBuV/m)	(dB)	(dBuV)	(m)		(°)	(m)		(dB)	(dB)	(dB)
PK	19.69212G	71.42	83.54	-12.12	67.87	1	Vertical	326	1.85	25	37.85	15.22	49.52
AV	19.68429G	57.95	63.54	-5.59	54.37	1	Vertical	326	1.85	25	37.89	15.22	49.53

6.525-6.875GHz_802.11be EHT40_Nss1,(MCS0)_1TX

6565MHz_TX

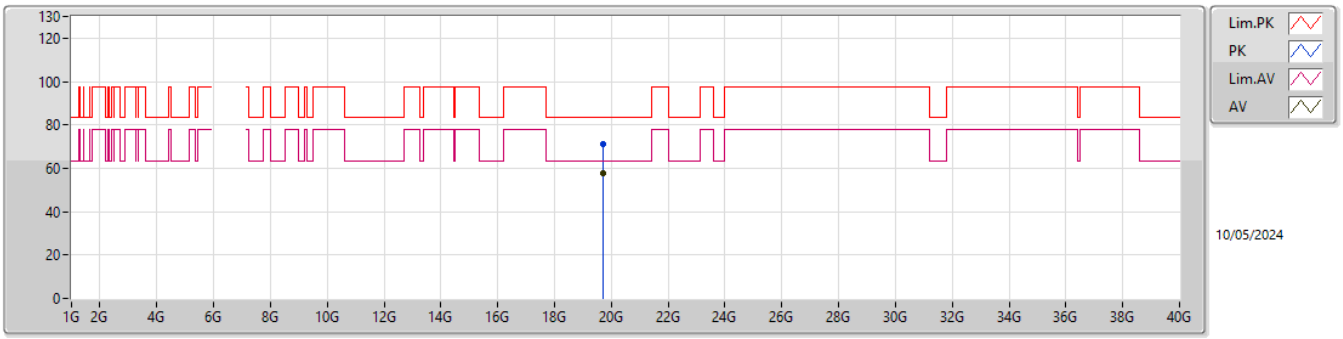

EUT Y_1TX
SET 25

Type	Freq	Level	Limit	Margin	Raw	Dist	Condition	Azimuth	Height	Comment	AF	CL	PA
	(Hz)	(dBuV/m)	(dBuV/m)	(dB)	(dBuV)	(m)		(°)	(m)		(dB)	(dB)	(dB)
PK	19.69356G	71.33	83.54	-12.21	67.79	1	Horizontal	342	1.83	25	37.84	15.22	49.52
AV	19.68877G	57.74	63.54	-5.80	54.18	1	Horizontal	342	1.83	25	37.87	15.22	49.53

6.525-6.875GHz_802.11be EHT40_Nss1,(MCS0)_1TX

6685MHz_TX

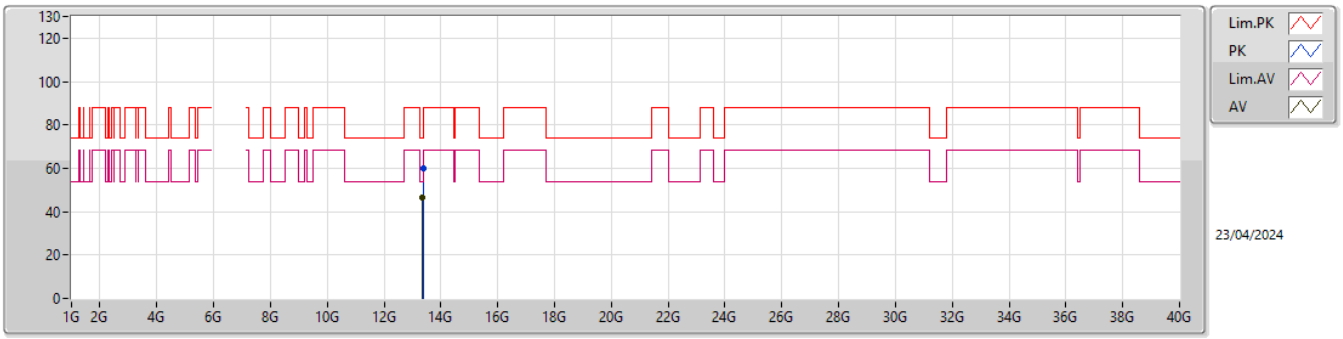

EUT Y_1TX
SET 18

Type	Freq	Level	Limit	Margin	Raw	Dist	Condition	Azimuth	Height	Comment	AF	CL	PA
	(Hz)	(dBuV/m)	(dBuV/m)	(dB)	(dBuV)	(m)		(°)	(m)		(dB)	(dB)	(dB)
PK	13.36664G	59.90	74.00	-14.10	40.75	3	Vertical	356	1.80	18	40.03	11.98	32.86
AV	13.35897G	46.42	54.00	-7.58	27.29	3	Vertical	356	1.80	18	40.02	11.98	32.87

6.525-6.875GHz_802.11be EHT40_Nss1,(MCS0)_1TX

6685MHz_TX

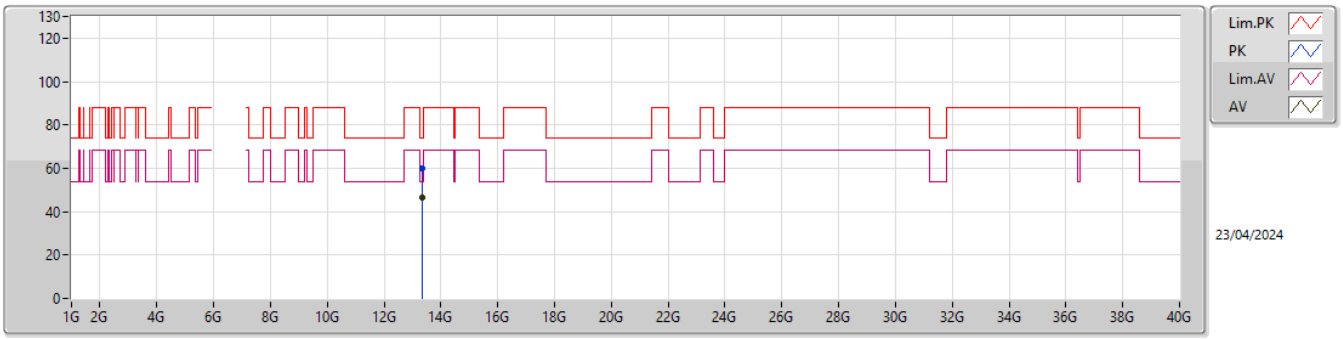

EUT Y_1TX
SET 18

Type	Freq	Level	Limit	Margin	Raw	Dist	Condition	Azimuth	Height	Comment	AF	CL	PA
	(Hz)	(dBuV/m)	(dBuV/m)	(dB)	(dBuV)	(m)		(°)	(m)		(dB)	(dB)	(dB)
PK	13.34123G	60.18	74.00	-13.82	41.09	3	Horizontal	72	2.05	18	40.00	11.98	32.89
AV	13.35474G	46.40	54.00	-7.60	27.28	3	Horizontal	72	2.05	18	40.01	11.98	32.87

6.525-6.875GHz_802.11be EHT40_Nss1,(MCS0)_1TX

6685MHz_TX

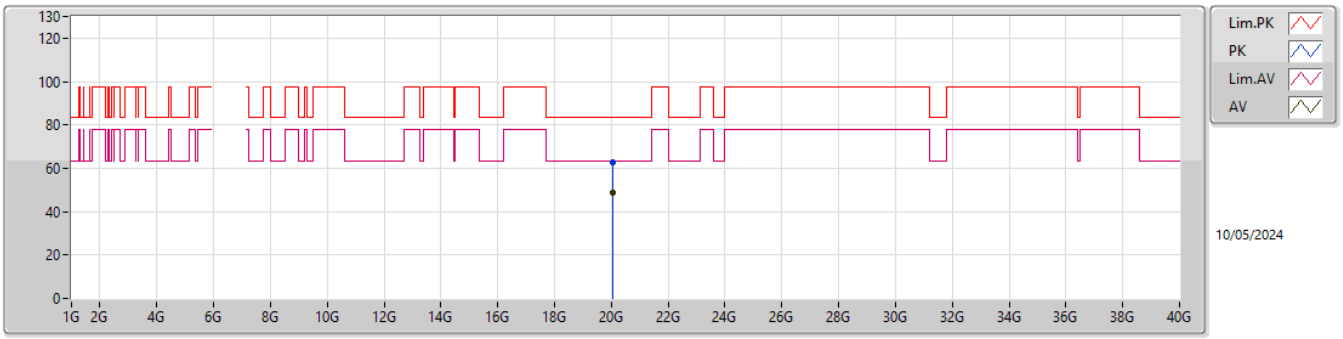

EUT Y_1TX
SET 25

Type	Freq	Level	Limit	Margin	Raw	Dist	Condition	Azimuth	Height	Comment	AF	CL	PA
	(Hz)	(dBuV/m)	(dBuV/m)	(dB)	(dBuV)	(m)		(°)	(m)		(dB)	(dB)	(dB)
PK	20.04405G	62.59	83.54	-20.95	58.90	1	Vertical	327	1.83	25	37.71	15.24	49.26
AV	20.04589G	48.79	63.54	-14.75	45.10	1	Vertical	327	1.83	25	37.71	15.24	49.26

6.525-6.875GHz_802.11be EHT40_Nss1,(MCS0)_1TX

6685MHz_TX

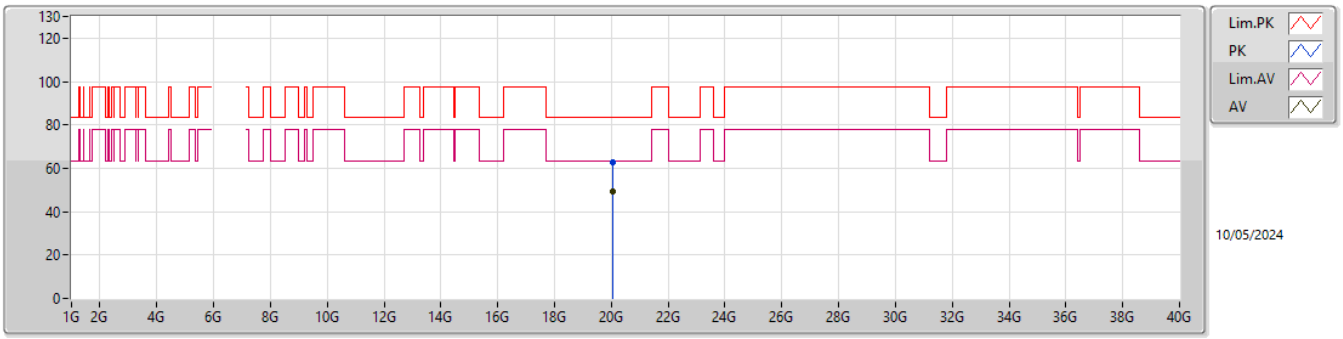

EUT Y_1TX
SET 25

Type	Freq	Level	Limit	Margin	Raw	Dist	Condition	Azimuth	Height	Comment	AF	CL	PA
	(Hz)	(dBuV/m)	(dBuV/m)	(dB)	(dBuV)	(m)		(°)	(m)		(dB)	(dB)	(dB)
PK	20.04133G	63.03	83.54	-20.51	59.34	1	Horizontal	327	1.55	25	37.72	15.23	49.26
AV	20.04917G	49.56	63.54	-13.98	45.88	1	Horizontal	327	1.55	25	37.70	15.24	49.26

6.525-6.875GHz_802.11be EHT40_Nss1,(MCS0)_1TX

6885MHz Straddle 6.525-6.875GHz_TX

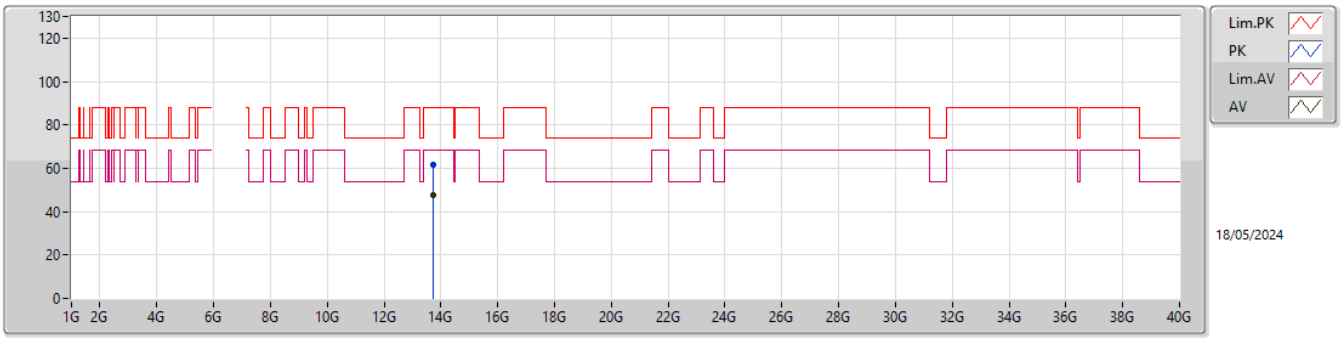

EUT Y_1TX
SET 16

Type	Freq	Level	Limit	Margin	Raw	Dist	Condition	Azimuth	Height	Comment	AF	CL	PA
	(Hz)	(dBuV/m)	(dBuV/m)	(dB)	(dBuV)	(m)		(°)	(m)		(dB)	(dB)	(dB)
PK	13.73188G	61.64	88.20	-26.56	41.65	3	Vertical	32	1.70	16	40.53	12.11	32.65
RMS	13.731G	47.49	68.20	-20.71	27.51	3	Vertical	32	1.70	16	40.52	12.11	32.65

6.525-6.875GHz_802.11be EHT40_Nss1,(MCS0)_1TX

6885MHz Straddle 6.525-6.875GHz_TX

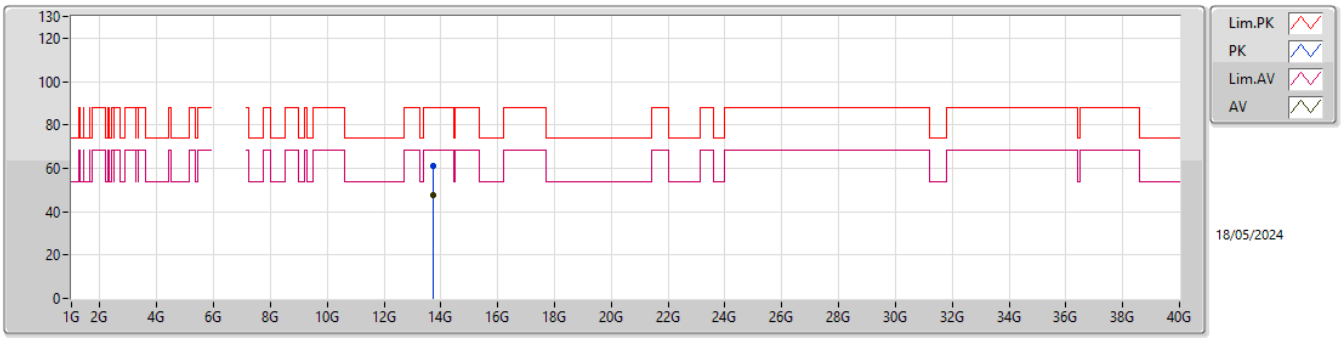

EUT Y_1TX
SET 16

Type	Freq	Level	Limit	Margin	Raw	Dist	Condition	Azimuth	Height	Comment	AF	CL	PA
	(Hz)	(dBuV/m)	(dBuV/m)	(dB)	(dBuV)	(m)		(°)	(m)		(dB)	(dB)	(dB)
PK	13.73627G	61.17	88.20	-27.03	41.16	3	Horizontal	252	1.80	16	40.55	12.11	32.65
RMS	13.73148G	47.52	68.20	-20.68	27.53	3	Horizontal	252	1.80	16	40.53	12.11	32.65

6.525-6.875GHz_802.11be EHT40_Nss1,(MCS0)_1TX

6885MHz Straddle 6.525-6.875GHz_TX

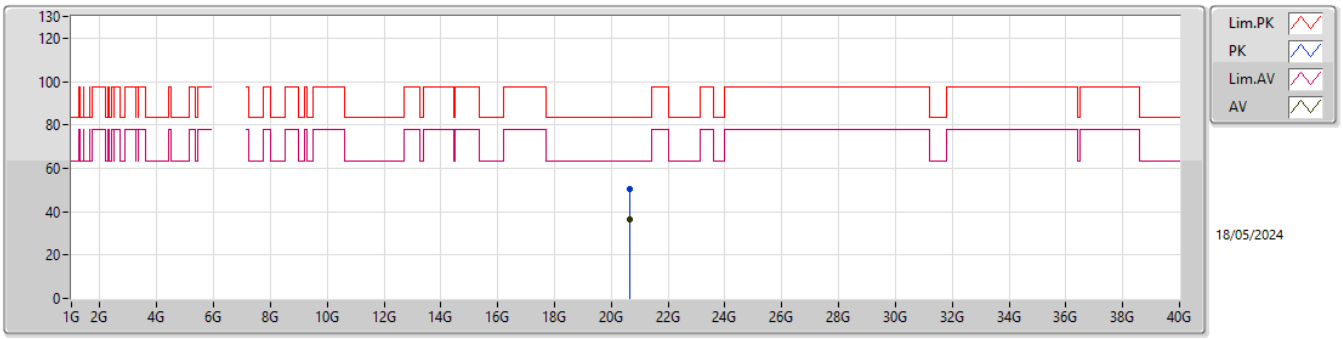

EUT Y_1TX
SET 25
01-S-C-6

Type	Freq	Level	Limit	Margin	Raw	Dist	Condition	Azimuth	Height	Comment	AF	CL	PA
	(Hz)	(dBuV/m)	(dBuV/m)	(dB)	(dBuV)	(m)		(°)	(m)		(dB)	(dB)	(dB)
PK	20.64372G	50.50	83.54	-33.04	45.95	1	Vertical	238	1.49	-	37.91	15.71	49.07
AV	20.64612G	36.63	63.54	-26.91	32.06	1	Vertical	238	1.49	-	37.91	15.72	49.06

6.525-6.875GHz_802.11be EHT40_Nss1,(MCS0)_1TX

6885MHz Straddle 6.525-6.875GHz_TX

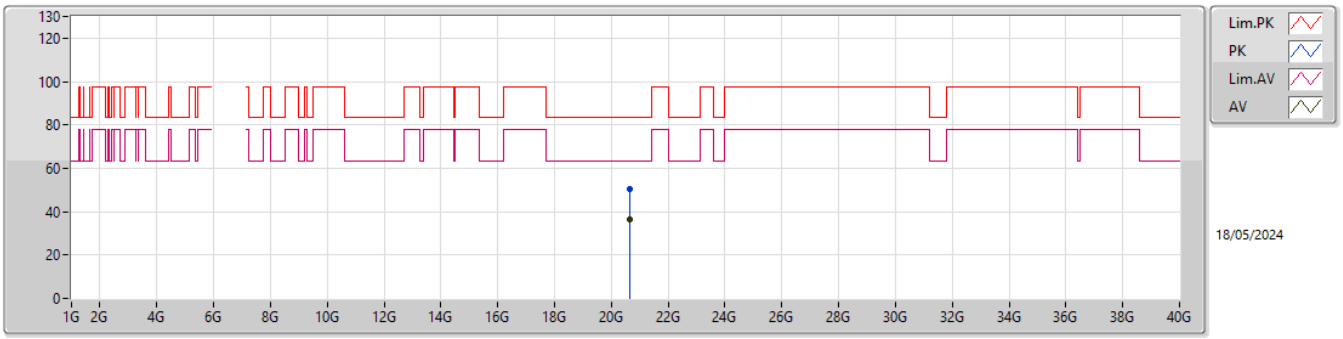

EUT Y_1TX
SET 25
01-S-C-6

Type	Freq	Level	Limit	Margin	Raw	Dist	Condition	Azimuth	Height	Comment	AF	CL	PA
	(Hz)	(dBuV/m)	(dBuV/m)	(dB)	(dBuV)	(m)		(°)	(m)		(dB)	(dB)	(dB)
PK	20.6438G	50.43	83.54	-33.11	45.87	1	Horizontal	56	1.82	-	37.91	15.72	49.07
AV	20.64548G	36.66	63.54	-26.88	32.09	1	Horizontal	56	1.82	-	37.91	15.72	49.06

6.875-7.125GHz_802.11be EHT40_Nss1,(MCS0)_1TX

6925MHz_TX

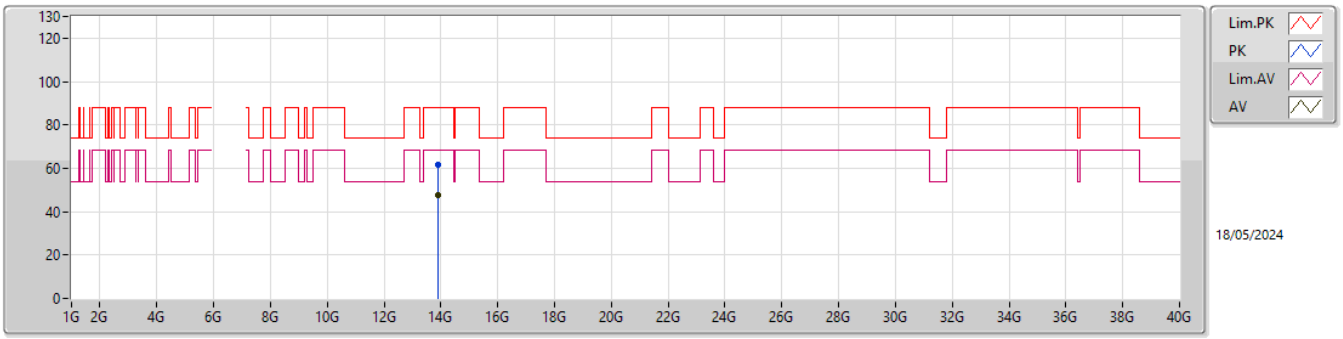

EUT Y_1TX
SET 18.5

Type	Freq	Level	Limit	Margin	Raw	Dist	Condition	Azimuth	Height	Comment	AF	CL	PA
	(Hz)	(dBuV/m)	(dBuV/m)	(dB)	(dBuV)	(m)		(°)	(m)		(dB)	(dB)	(dB)
PK	13.88205G	61.71	88.20	-26.49	41.31	3	Vertical	344	1.78	18.5	40.86	12.16	32.62
RMS	13.88445G	47.84	68.20	-20.36	27.43	3	Vertical	344	1.78	18.5	40.87	12.16	32.62

6.875-7.125GHz_802.11be EHT40_Nss1,(MCS0)_1TX

6925MHz_TX

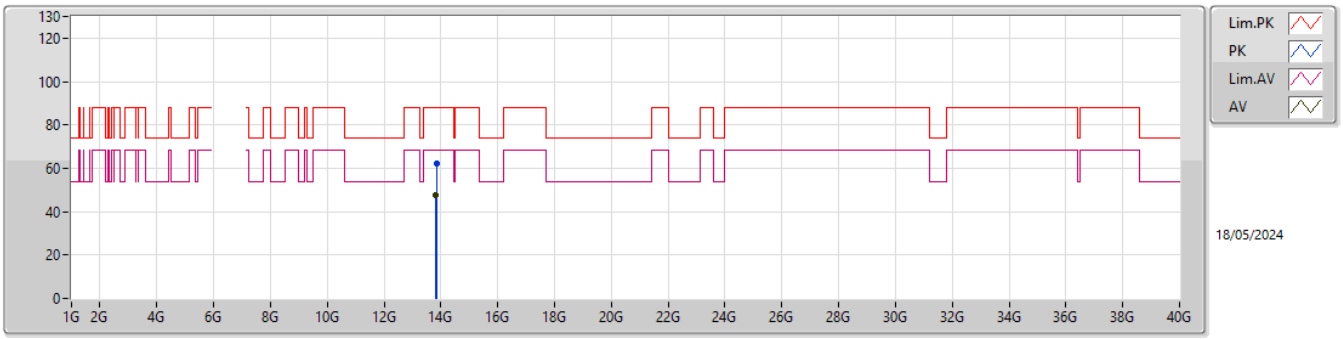

EUT Y_1TX
SET 18.5

Type	Freq	Level	Limit	Margin	Raw	Dist	Condition	Azimuth	Height	Comment	AF	CL	PA
	(Hz)	(dBuV/m)	(dBuV/m)	(dB)	(dBuV)	(m)		(°)	(m)		(dB)	(dB)	(dB)
PK	13.85128G	61.96	88.20	-26.24	41.64	3	Horizontal	1	1.76	18.5	40.80	12.15	32.63
RMS	13.83002G	47.73	68.20	-20.47	27.46	3	Horizontal	1	1.76	18.5	40.76	12.14	32.63

6.875-7.125GHz_802.11be EHT40_Nss1,(MCS0)_1TX

6925MHz_TX

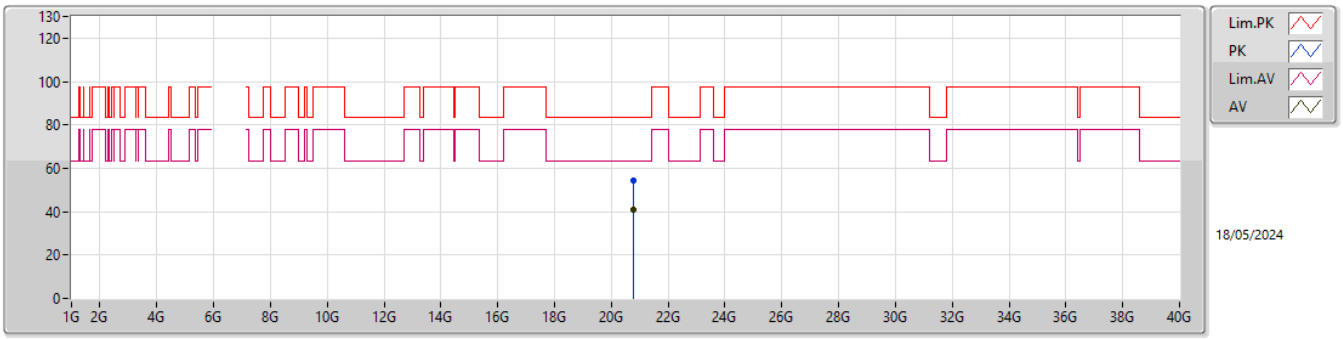

EUT Y_1TX
SET 25
01-S-C-6

Type	Freq	Level	Limit	Margin	Raw	Dist	Condition	Azimuth	Height	Comment	AF	CL	PA
	(Hz)	(dBuV/m)	(dBuV/m)	(dB)	(dBuV)	(m)		(°)	(m)		(dB)	(dB)	(dB)
PK	20.77388G	54.50	83.54	-29.04	49.69	1	Vertical	345	2.00	-	37.99	15.82	49.00
AV	20.78276G	40.77	63.54	-22.77	35.87	1	Vertical	345	2.00	-	38.06	15.83	48.99

6.875-7.125GHz_802.11be EHT40_Nss1,(MCS0)_1TX

6925MHz_TX

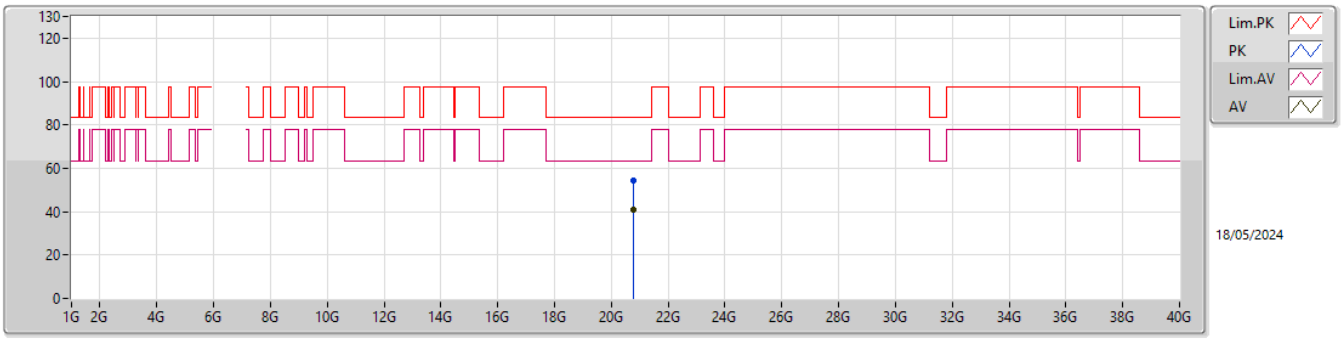

EUT Y_1TX
SET 25
01-S-C-6

Type	Freq	Level	Limit	Margin	Raw	Dist	Condition	Azimuth	Height	Comment	AF	CL	PA
	(Hz)	(dBuV/m)	(dBuV/m)	(dB)	(dBuV)	(m)		(°)	(m)		(dB)	(dB)	(dB)
PK	20.79716G	54.52	83.54	-29.02	49.49	1	Horizontal	324	1.59	-	38.18	15.84	48.99
AV	20.78276G	40.70	63.54	-22.84	35.80	1	Horizontal	324	1.59	-	38.06	15.83	48.99

6.875-7.125GHz_802.11be EHT40_Nss1,(MCS0)_1TX

7005MHz_TX

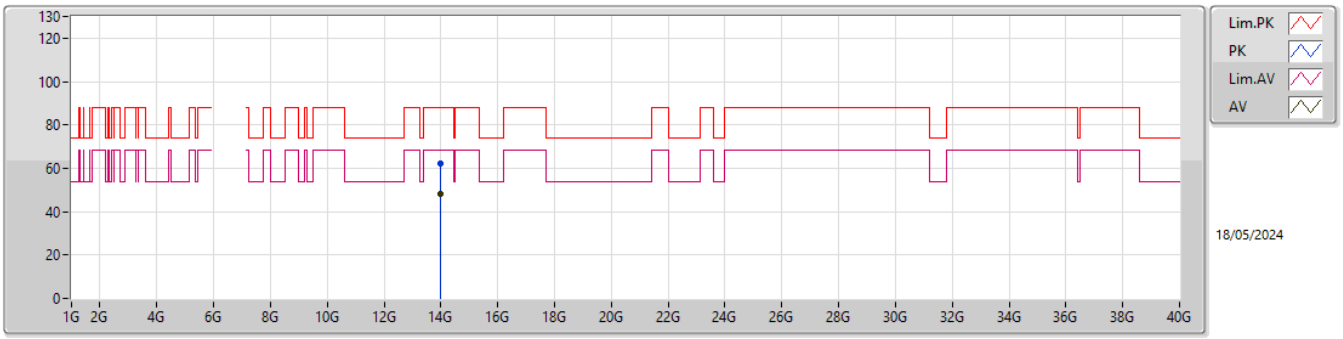

EUT Y_1TX
SET 19

Type	Freq	Level	Limit	Margin	Raw	Dist	Condition	Azimuth	Height	Comment	AF	CL	PA
	(Hz)	(dBuV/m)	(dBuV/m)	(dB)	(dBuV)	(m)		(°)	(m)		(dB)	(dB)	(dB)
PK	14.00233G	62.29	88.20	-25.91	41.49	3	Vertical	2	1.80	19	41.20	12.20	32.60
RMS	13.97252G	48.01	68.20	-20.19	27.34	3	Vertical	2	1.80	19	41.09	12.19	32.61

6.875-7.125GHz_802.11be EHT40_Nss1,(MCS0)_1TX

7005MHz_TX

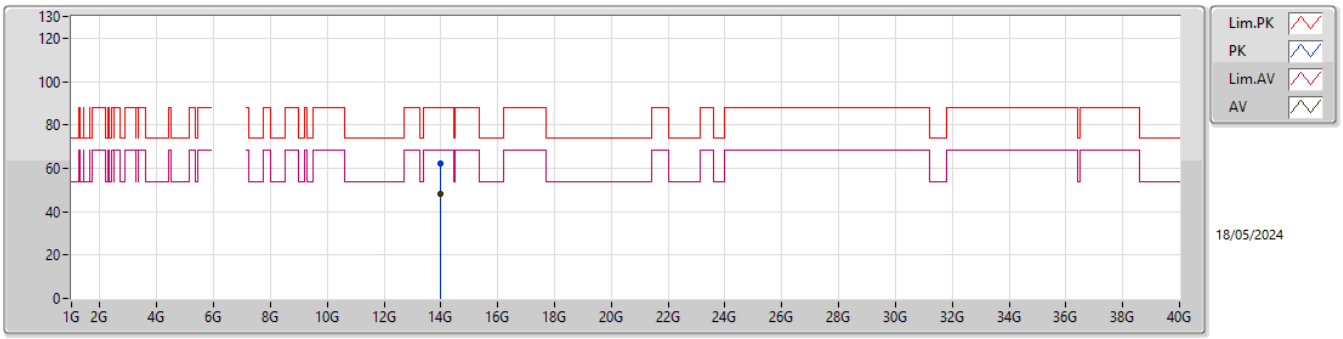

EUT Y_1TX
SET 19

Type	Freq	Level	Limit	Margin	Raw	Dist	Condition	Azimuth	Height	Comment	AF	CL	PA
	(Hz)	(dBuV/m)	(dBuV/m)	(dB)	(dBuV)	(m)		(°)	(m)		(dB)	(dB)	(dB)
PK	13.9889G	62.18	88.20	-26.02	41.42	3	Horizontal	86	1.80	19	41.16	12.20	32.60
RMS	13.97212G	47.96	68.20	-20.24	27.29	3	Horizontal	86	1.80	19	41.09	12.19	32.61

6.875-7.125GHz_802.11be EHT40_Nss1,(MCS0)_1TX

7005MHz_TX

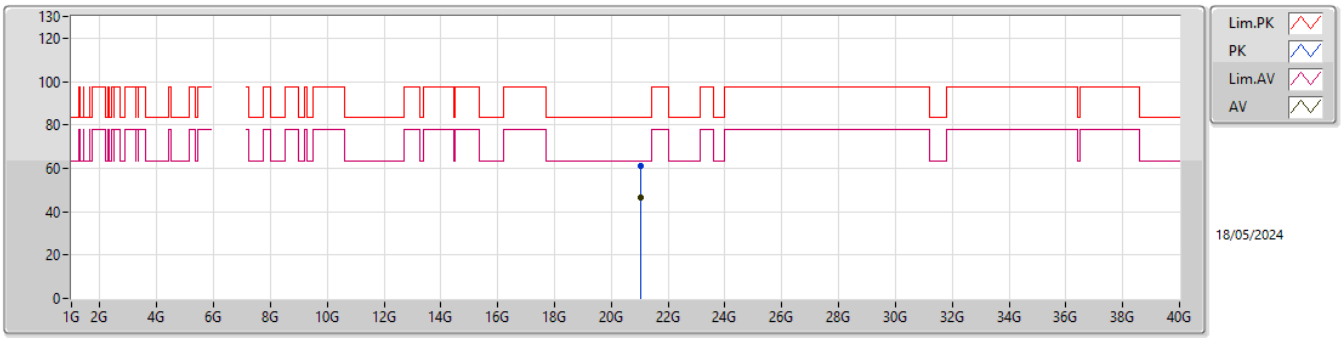

EUT Y_1TX
SET 25
01-S-C-6

Type	Freq	Level	Limit	Margin	Raw	Dist	Condition	Azimuth	Height	Comment	AF	CL	PA
	(Hz)	(dBuV/m)	(dBuV/m)	(dB)	(dBuV)	(m)		(°)	(m)		(dB)	(dB)	(dB)
PK	21.01876G	61.33	83.54	-22.21	56.10	1	Vertical	290	2.07	-	38.09	16.02	48.88
AV	21.01444G	46.50	63.54	-17.04	41.33	1	Vertical	290	2.07	-	38.04	16.01	48.88

6.875-7.125GHz_802.11be EHT40_Nss1,(MCS0)_1TX

7005MHz_TX

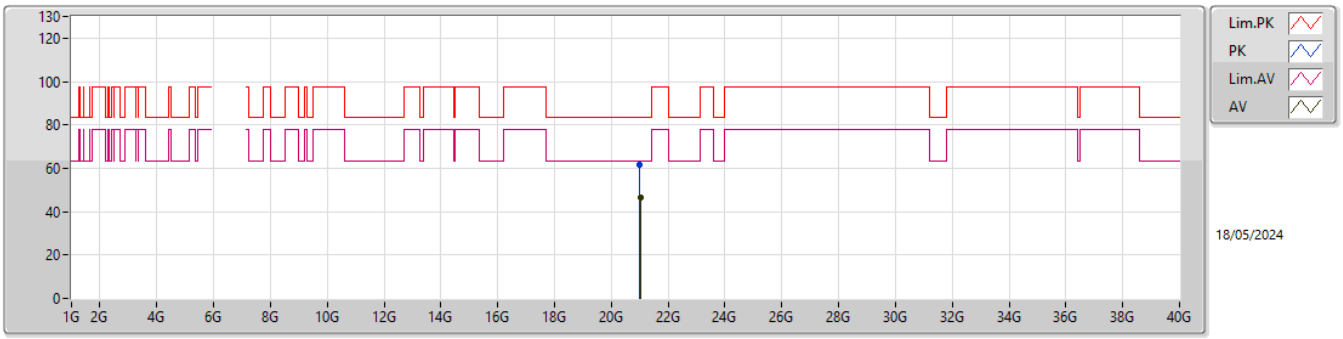

EUT Y_1TX
SET 25
01-S-C-6

Type	Freq	Level	Limit	Margin	Raw	Dist	Condition	Azimuth	Height	Comment	AF	CL	PA
	(Hz)	(dBuV/m)	(dBuV/m)	(dB)	(dBuV)	(m)		(°)	(m)		(dB)	(dB)	(dB)
PK	21.00924G	61.55	83.54	-21.99	56.43	1	Horizontal	348	1.66	-	37.99	16.01	48.88
AV	21.01316G	46.49	63.54	-17.05	41.33	1	Horizontal	348	1.66	-	38.03	16.01	48.88

6.875-7.125GHz_802.11be EHT40_Nss1,(MCS0)_1TX

7085MHz_TX

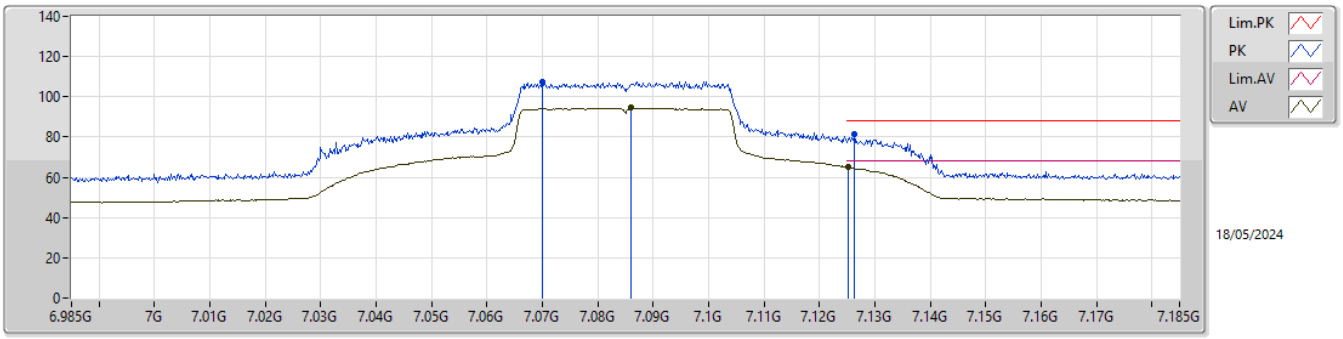

EUT Y_1TX
SET 21.5
22\21.5
-0.08\3.17

Type	Freq	Level	Limit	Margin	Raw	Dist	Condition	Azimuth	Height	Comment	AF	CL	PA
	(Hz)	(dBuV/m)	(dBuV/m)	(dB)	(dBuV)	(m)		(°)	(m)		(dB)	(dB)	(dB)
PK	7.07G	107.53	Inf	-Inf	97.79	3	Vertical	341	1.94	21.5	35.34	6.38	31.98
RMS	7.086G	94.45	Inf	-Inf	84.68	3	Vertical	341	1.94	21.5	35.37	6.39	31.99
PK	7.1264G	81.68	88.20	-6.52	71.72	3	Vertical	341	1.94	21.5	35.56	6.41	32.01
RMS	7.1252G	65.03	68.20	-3.17	55.08	3	Vertical	341	1.94	21.5	35.55	6.41	32.01

6.875-7.125GHz_802.11be EHT40_Nss1,(MCS0)_1TX

7085MHz_TX

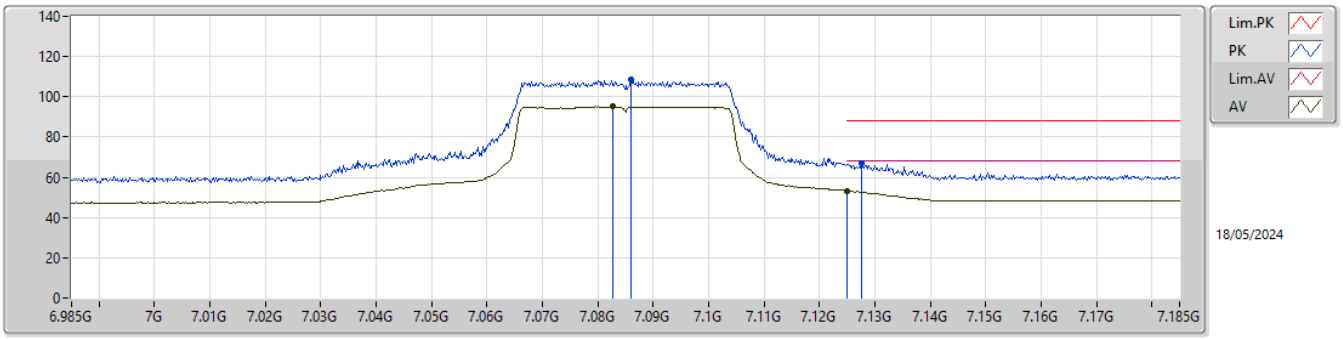

EUT Y_1TX
SET 17.5

Type	Freq	Level	Limit	Margin	Raw	Dist	Condition	Azimuth	Height	Comment	AF	CL	PA
	(Hz)	(dBuV/m)	(dBuV/m)	(dB)	(dBuV)	(m)		(°)	(m)		(dB)	(dB)	(dB)
PK	7.086G	108.62	Inf	-Inf	98.85	3	Horizontal	334	2.32	-	35.37	6.39	31.99
RMS	7.0828G	95.15	Inf	-Inf	85.38	3	Horizontal	334	2.32	-	35.37	6.39	31.99
PK	7.1276G	67.22	88.20	-20.98	57.25	3	Horizontal	334	2.32	-	35.57	6.41	32.01
RMS	7.125G	53.16	68.20	-15.04	43.21	3	Horizontal	334	2.32	-	35.55	6.41	32.01

6.875-7.125GHz_802.11be EHT40_Nss1,(MCS0)_1TX

7085MHz_TX

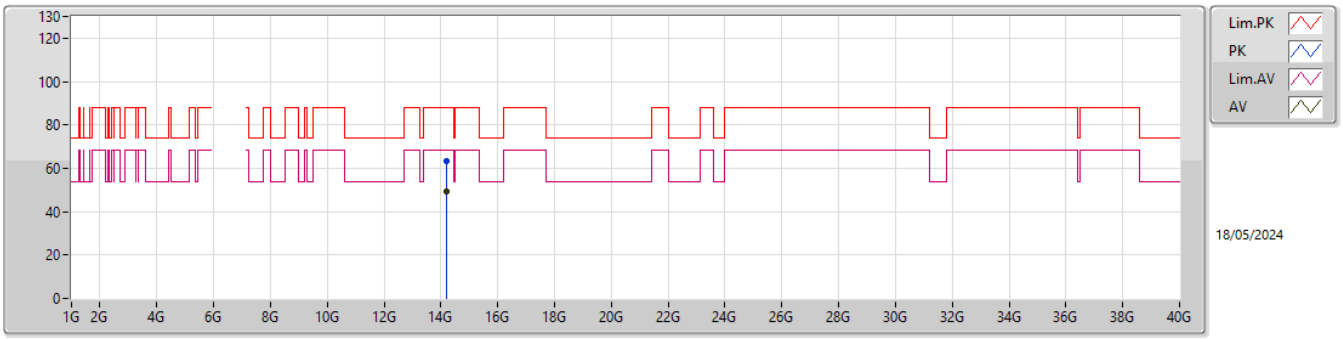

EUT Y_1TX
SET 17.5

Type	Freq	Level	Limit	Margin	Raw	Dist	Condition	Azimuth	Height	Comment	AF	CL	PA
	(Hz)	(dBuV/m)	(dBuV/m)	(dB)	(dBuV)	(m)		(°)	(m)		(dB)	(dB)	(dB)
PK	14.20964G	63.27	88.20	-24.93	41.98	3	Vertical	346	2.65	17.5	41.72	12.26	32.69
RMS	14.20836G	49.39	68.20	-18.81	28.10	3	Vertical	346	2.65	17.5	41.72	12.26	32.69

6.875-7.125GHz_802.11be EHT40_Nss1,(MCS0)_1TX

7085MHz_TX

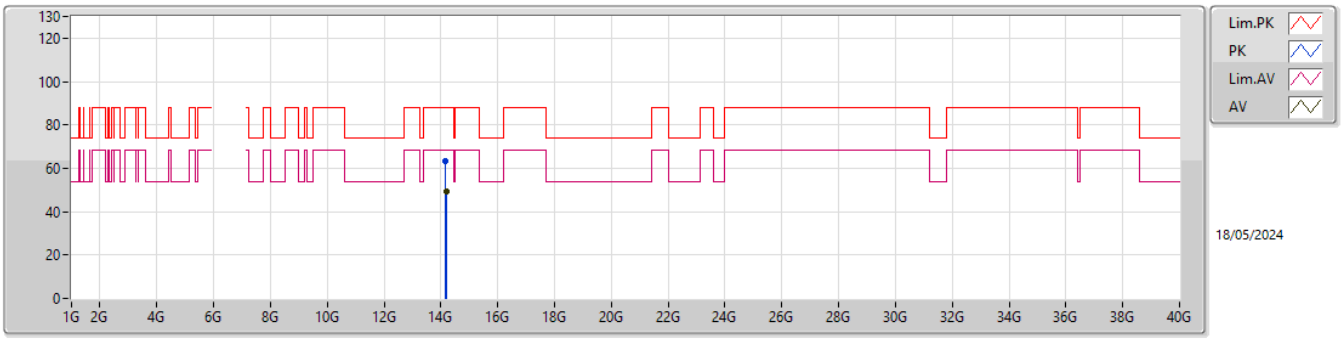

EUT Y_1TX
SET 17.5

Type	Freq	Level	Limit	Margin	Raw	Dist	Condition	Azimuth	Height	Comment	AF	CL	PA
	(Hz)	(dBuV/m)	(dBuV/m)	(dB)	(dBuV)	(m)		(°)	(m)		(dB)	(dB)	(dB)
PK	14.15474G	63.13	88.20	-25.07	42.03	3	Horizontal	156	2.91	17.5	41.52	12.25	32.67
RMS	14.20956G	49.42	68.20	-18.78	28.13	3	Horizontal	156	2.91	17.5	41.72	12.26	32.69

6.875-7.125GHz_802.11be EHT40_Nss1,(MCS0)_1TX

7085MHz_TX

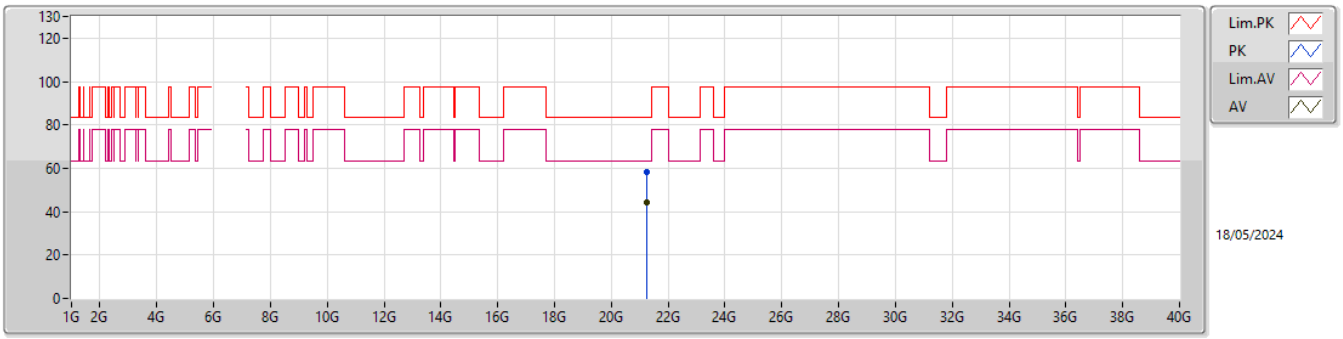

EUT Y_1TX
SET 25
01-S-C-6

Type	Freq	Level	Limit	Margin	Raw	Dist	Condition	Azimuth	Height	Comment	AF	CL	PA
	(Hz)	(dBuV/m)	(dBuV/m)	(dB)	(dBuV)	(m)		(°)	(m)		(dB)	(dB)	(dB)
PK	21.25788G	58.13	83.54	-25.41	52.71	1	Vertical	25	2.00	-	38.06	16.21	48.85
AV	21.25172G	44.21	63.54	-19.33	38.85	1	Vertical	25	2.00	-	38.01	16.20	48.85

6.875-7.125GHz_802.11be EHT40_Nss1,(MCS0)_1TX

7085MHz_TX

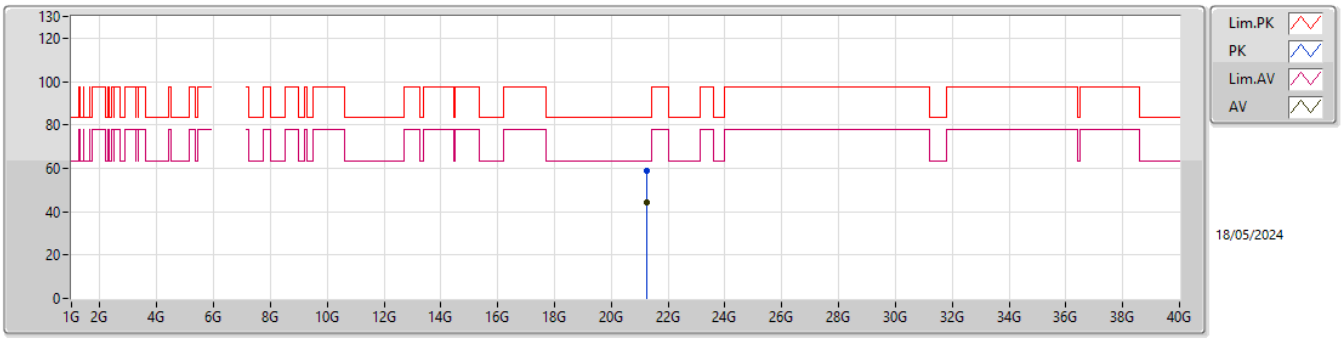

EUT Y_1TX
SET 25
01-S-C-6

Type	Freq	Level	Limit	Margin	Raw	Dist	Condition	Azimuth	Height	Comment	AF	CL	PA
	(Hz)	(dBuV/m)	(dBuV/m)	(dB)	(dBuV)	(m)		(°)	(m)		(dB)	(dB)	(dB)
PK	21.2514G	58.57	83.54	-24.97	53.21	1	Horizontal	2	1.80	-	38.01	16.20	48.85
AV	21.25924G	44.21	63.54	-19.33	38.78	1	Horizontal	2	1.80	-	38.07	16.21	48.85

5.925-6.425GHz_802.11be EHT80_Nss1,(MCS0)_1TX

5985MHz_TX

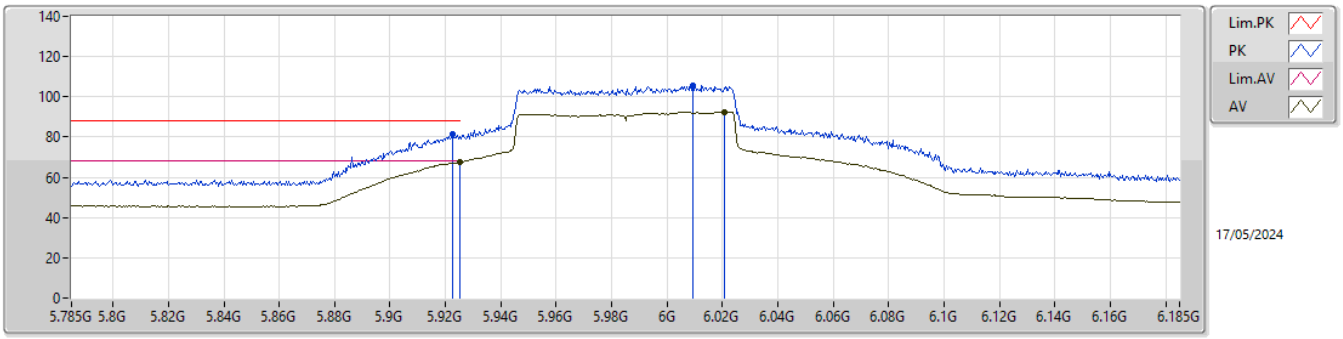

EUT Y_1TX
SET 22
25\17\21\23\22\22.5\22
-9.49\20.16\5.56\-3.57\0.63\-1.69\0.61

Type	Freq	Level	Limit	Margin	Raw	Dist	Condition	Azimuth	Height	Comment	AF	CL	PA
	(Hz)	(dBuV/m)	(dBuV/m)	(dB)	(dBuV)	(m)		(°)	(m)		(dB)	(dB)	(dB)
PK	5.9226G	81.48	88.20	-6.72	72.67	3	Vertical	5	2.24	22	34.20	5.76	31.15
RMS	5.925G	67.59	68.20	-0.61	58.78	3	Vertical	5	2.24	22	34.20	5.77	31.16
PK	6.0094G	105.66	Inf	-Inf	96.70	3	Vertical	5	2.24	22	34.30	5.85	31.19
RMS	6.0206G	92.59	Inf	-Inf	83.63	3	Vertical	5	2.24	22	34.30	5.86	31.20

5.925-6.425GHz_802.11be EHT80_Nss1,(MCS0)_1TX

5985MHz_TX

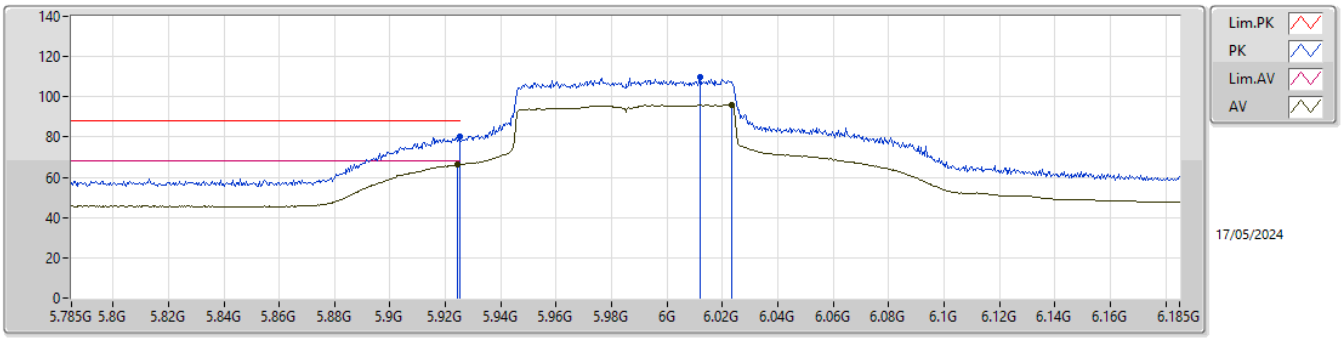

EUT Y_1TX
SET 21

Type	Freq	Level	Limit	Margin	Raw	Dist	Condition	Azimuth	Height	Comment	AF	CL	PA
	(Hz)	(dBuV/m)	(dBuV/m)	(dB)	(dBuV)	(m)		(°)	(m)		(dB)	(dB)	(dB)
PK	5.925G	79.96	88.20	-8.24	71.15	3	Horizontal	351	1.05	-	34.20	5.77	31.16
RMS	5.9242G	66.28	68.20	-1.92	57.47	3	Horizontal	351	1.05	-	34.20	5.77	31.16
PK	6.0118G	109.91	Inf	-Inf	100.95	3	Horizontal	351	1.05	-	34.30	5.85	31.19
RMS	6.0234G	96.01	Inf	-Inf	87.05	3	Horizontal	351	1.05	-	34.30	5.86	31.20

5.925-6.425GHz_802.11be EHT80_Nss1,(MCS0)_1TX

5985MHz_TX

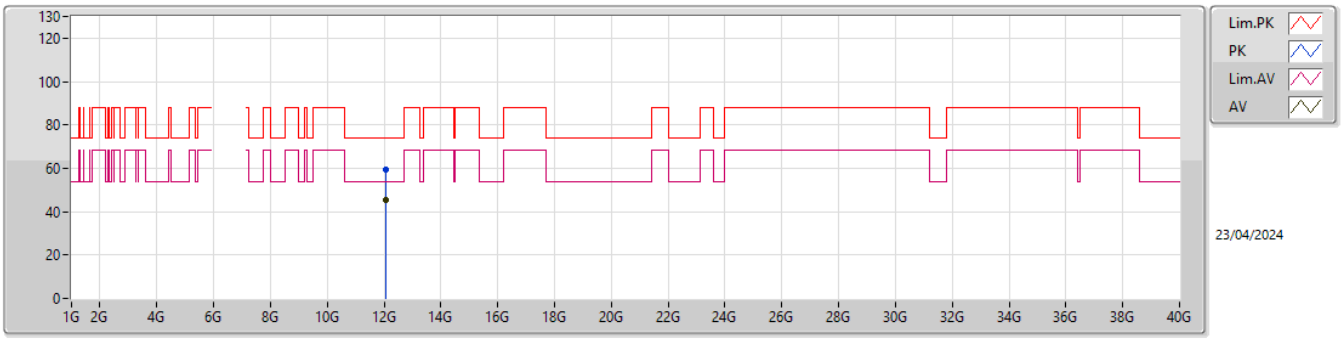

EUT Y_1TX
SET 21

Type	Freq	Level	Limit	Margin	Raw	Dist	Condition	Azimuth	Height	Comment	AF	CL	PA
	(Hz)	(dBuV/m)	(dBuV/m)	(dB)	(dBuV)	(m)		(°)	(m)		(dB)	(dB)	(dB)
PK	12.04912G	59.18	74.00	-14.82	42.95	3	Vertical	360	2.92	21	39.00	11.54	34.31
AV	12.04992G	45.28	54.00	-8.72	29.05	3	Vertical	360	2.92	21	39.00	11.54	34.31

5.925-6.425GHz_802.11be EHT80_Nss1,(MCS0)_1TX

5985MHz_TX

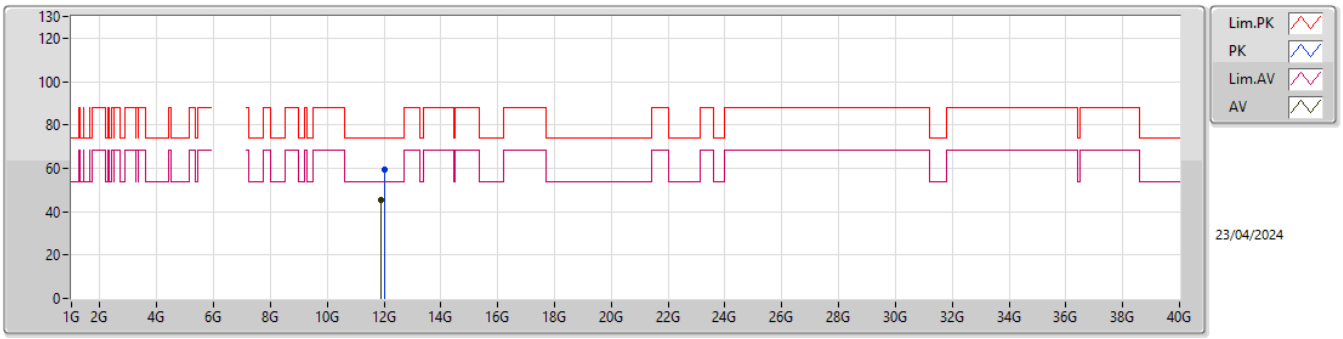

EUT Y_1TX
SET 21

Type	Freq	Level	Limit	Margin	Raw	Dist	Condition	Azimuth	Height	Comment	AF	CL	PA
	(Hz)	(dBuV/m)	(dBuV/m)	(dB)	(dBuV)	(m)		(°)	(m)		(dB)	(dB)	(dB)
PK	12.03825G	59.28	74.00	-14.72	43.05	3	Horizontal	220	1.33	21	39.02	11.53	34.32
AV	11.89056G	45.29	54.00	-8.71	29.04	3	Horizontal	220	1.33	21	39.20	11.46	34.41

5.925-6.425GHz_802.11be EHT80_Nss1,(MCS0)_1TX

5985MHz_TX

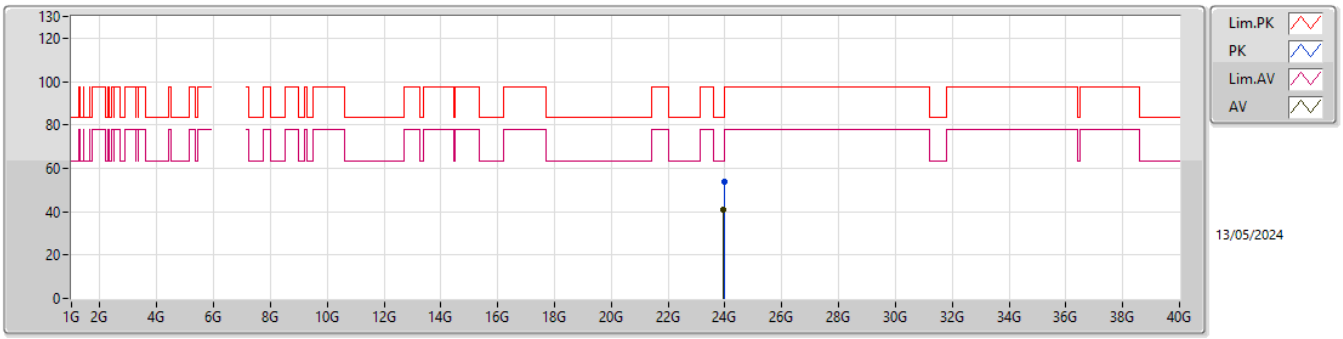

EUT Y_1TX
SET 25

Type	Freq	Level	Limit	Margin	Raw	Dist	Condition	Azimuth	Height	Comment	AF	CL	PA
	(Hz)	(dBuV/m)	(dBuV/m)	(dB)	(dBuV)	(m)		(°)	(m)		(dB)	(dB)	(dB)
PK	23.96653G	54.03	83.54	-29.51	44.78	1	Vertical	38	1.80	25	38.97	17.39	47.11
AV	23.9555G	41.10	63.54	-22.44	31.90	1	Vertical	38	1.80	25	38.92	17.39	47.11

5.925-6.425GHz_802.11be EHT80_Nss1,(MCS0)_1TX

5985MHz_TX

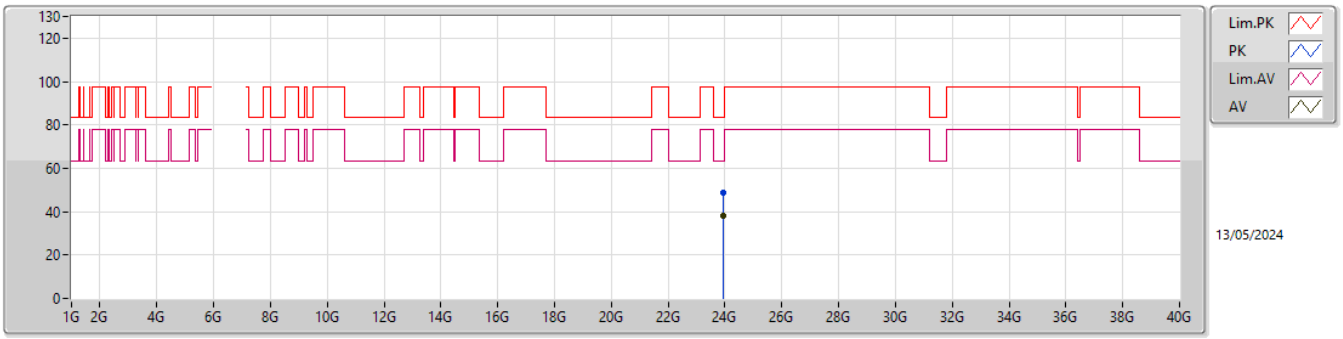

EUT Y_1TX
SET 25

Type	Freq	Level	Limit	Margin	Raw	Dist	Condition	Azimuth	Height	Comment	AF	CL	PA
	(Hz)	(dBuV/m)	(dBuV/m)	(dB)	(dBuV)	(m)		(°)	(m)		(dB)	(dB)	(dB)
PK	23.92194G	48.81	83.54	-34.73	39.72	1	Horizontal	5	1.80	25	38.84	17.38	47.13
AV	23.94G	38.16	63.54	-25.38	29.02	1	Horizontal	5	1.80	25	38.88	17.38	47.12

5.925-6.425GHz_802.11be EHT80_Nss1,(MCS0)_1TX

6225MHz_TX

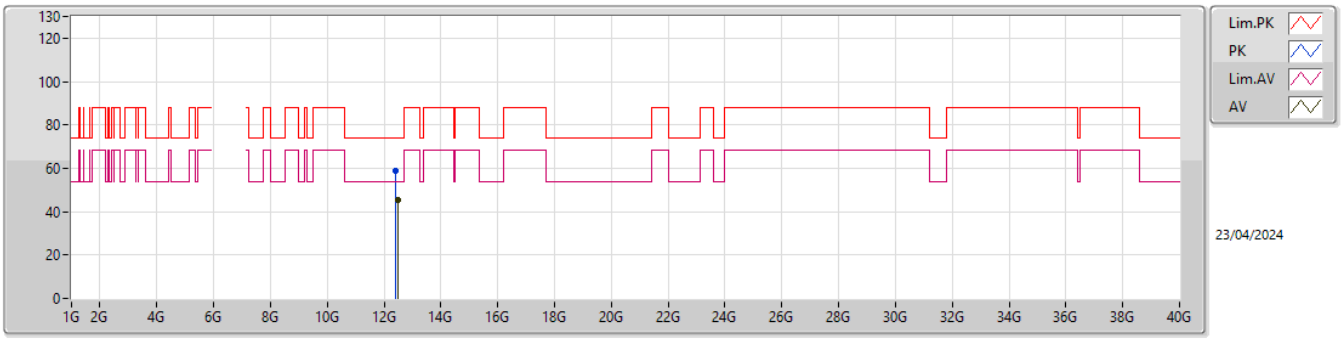

EUT Y_1TX
SET 19.5

Type	Freq	Level	Limit	Margin	Raw	Dist	Condition	Azimuth	Height	Comment	AF	CL	PA
	(Hz)	(dBuV/m)	(dBuV/m)	(dB)	(dBuV)	(m)		(°)	(m)		(dB)	(dB)	(dB)
PK	12.40908G	59.07	74.00	-14.93	42.86	3	Vertical	110	1.80	19.5	38.60	11.66	34.05
AV	12.47717G	45.13	54.00	-8.87	28.80	3	Vertical	110	1.80	19.5	38.65	11.68	34.00

5.925-6.425GHz_802.11be EHT80_Nss1,(MCS0)_1TX

6225MHz_TX

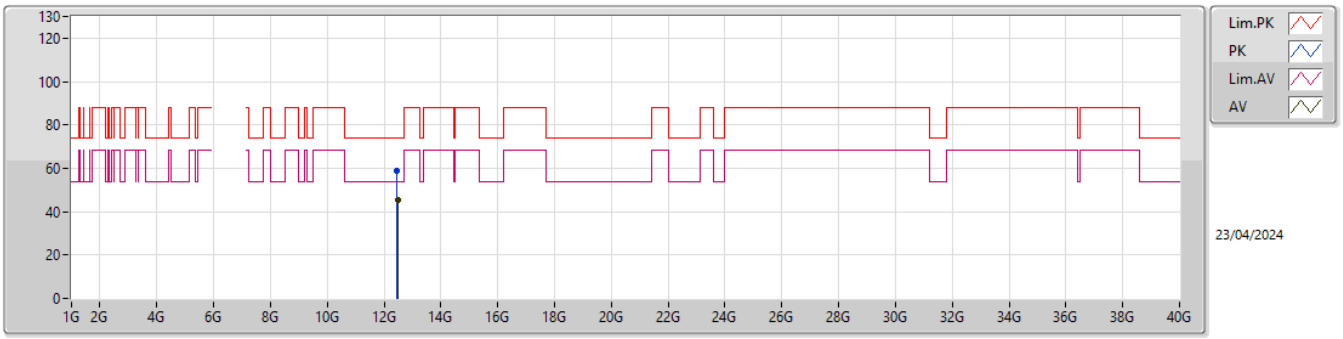

EUT Y_1TX
SET 19.5

Type	Freq	Level	Limit	Margin	Raw	Dist	Condition	Azimuth	Height	Comment	AF	CL	PA
	(Hz)	(dBuV/m)	(dBuV/m)	(dB)	(dBuV)	(m)		(°)	(m)		(dB)	(dB)	(dB)
PK	12.4305G	58.77	74.00	-15.23	42.53	3	Horizontal	308	1.80	19.5	38.60	11.67	34.03
AV	12.48596G	45.13	54.00	-8.87	28.76	3	Horizontal	308	1.80	19.5	38.67	11.69	33.99

5.925-6.425GHz_802.11be EHT80_Nss1,(MCS0)_1TX

6225MHz_TX

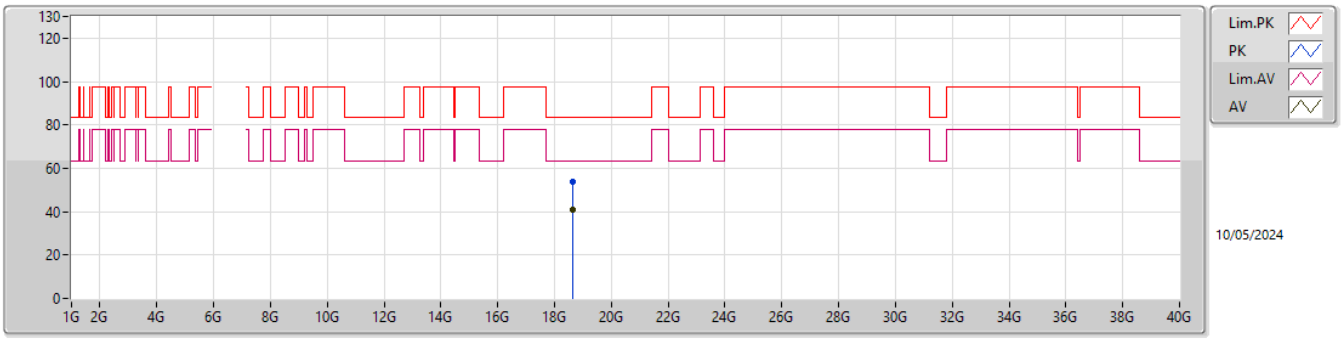

EUT Y_1TX
SET 25

Type	Freq	Level	Limit	Margin	Raw	Dist	Condition	Azimuth	Height	Comment	AF	CL	PA
	(Hz)	(dBuV/m)	(dBuV/m)	(dB)	(dBuV)	(m)		(°)	(m)		(dB)	(dB)	(dB)
PK	18.65854G	53.88	83.54	-29.66	50.41	1	Vertical	8	1.80	25	37.77	15.27	49.57
AV	18.65406G	41.05	63.54	-22.49	37.58	1	Vertical	8	1.80	25	37.78	15.27	49.58

5.925-6.425GHz_802.11be EHT80_Nss1,(MCS0)_1TX

6225MHz_TX

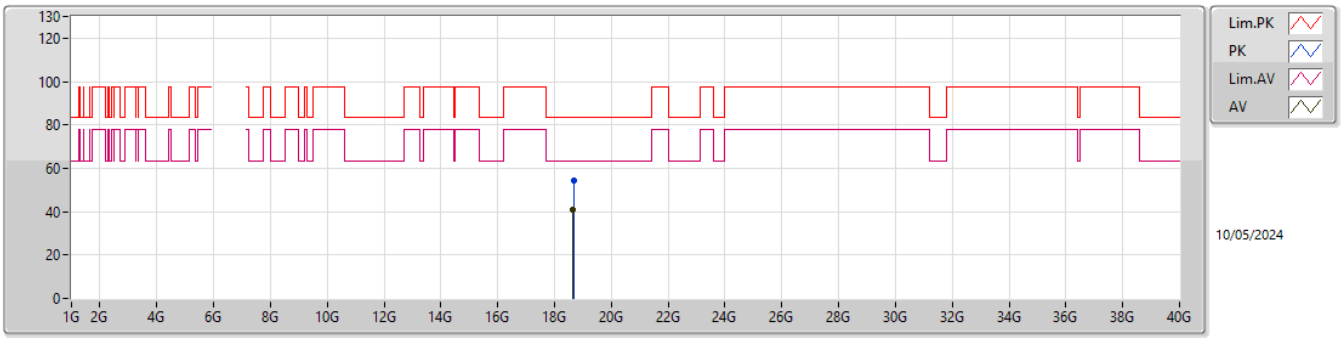

EUT Y_1TX
SET 25

Type	Freq	Level	Limit	Margin	Raw	Dist	Condition	Azimuth	Height	Comment	AF	CL	PA
	(Hz)	(dBuV/m)	(dBuV/m)	(dB)	(dBuV)	(m)		(°)	(m)		(dB)	(dB)	(dB)
PK	18.67292G	54.20	83.54	-29.34	50.78	1	Horizontal	34	1.83	25	37.71	15.27	49.56
AV	18.65742G	41.02	63.54	-22.52	37.55	1	Horizontal	34	1.83	25	37.77	15.27	49.57

5.925-6.425GHz_802.11be EHT80_Nss1,(MCS0)_1TX

6385MHz_TX

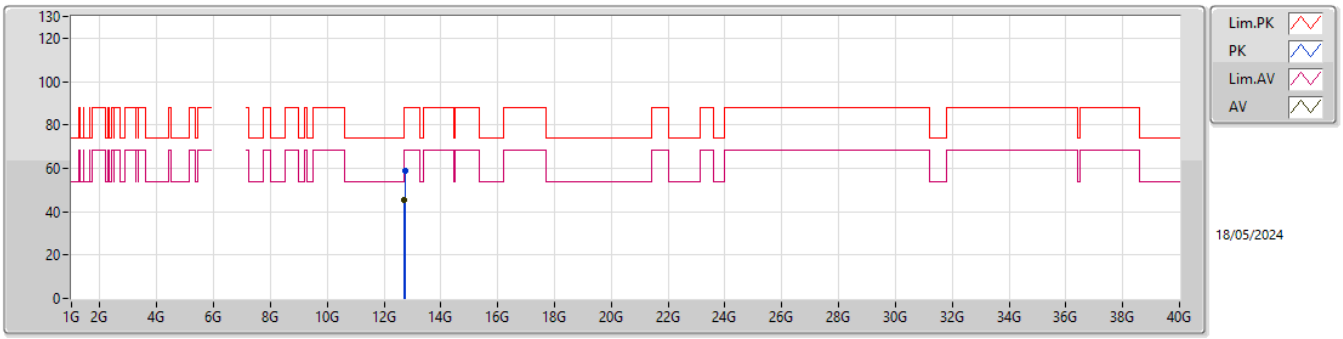

EUT Y_1TX
SET 19

Type	Freq	Level	Limit	Margin	Raw	Dist	Condition	Azimuth	Height	Comment	AF	CL	PA
	(Hz)	(dBuV/m)	(dBuV/m)	(dB)	(dBuV)	(m)		(°)	(m)		(dB)	(dB)	(dB)
PK	12.7521G	58.62	88.20	-29.58	41.67	3	Vertical	342	2.25	19	38.81	11.78	33.64
RMS	12.70095G	45.20	68.20	-23.00	28.25	3	Vertical	342	2.25	19	38.90	11.76	33.71

5.925-6.425GHz_802.11be EHT80_Nss1,(MCS0)_1TX

6385MHz_TX

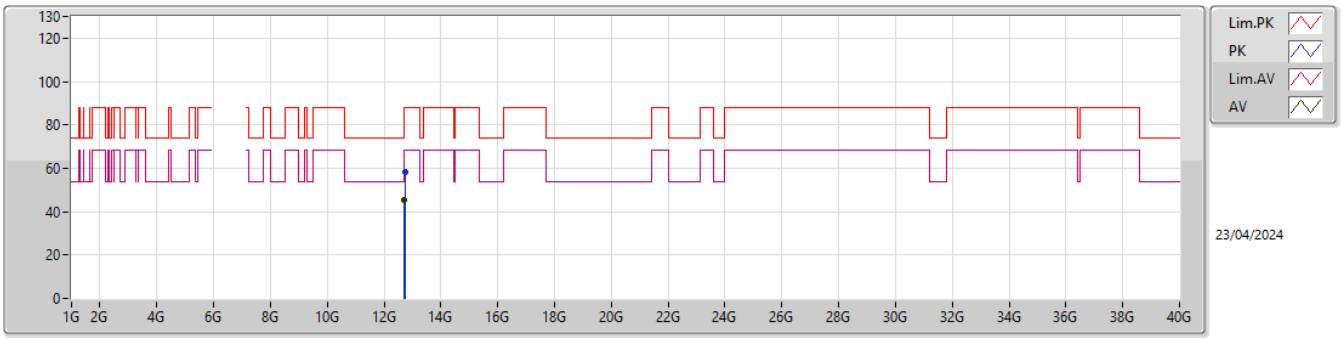

EUT Y_1TX
SET 19

Type	Freq	Level	Limit	Margin	Raw	Dist	Condition	Azimuth	Height	Comment	AF	CL	PA
	(Hz)	(dBuV/m)	(dBuV/m)	(dB)	(dBuV)	(m)		(°)	(m)		(dB)	(dB)	(dB)
PK	12.76361G	58.55	88.20	-29.65	41.54	3	Horizontal	338	1.80	19	38.85	11.78	33.62
RMS	12.7204G	45.23	68.20	-22.97	28.29	3	Horizontal	338	1.80	19	38.86	11.76	33.68

5.925-6.425GHz_802.11be EHT80_Nss1,(MCS0)_1TX

6385MHz_TX

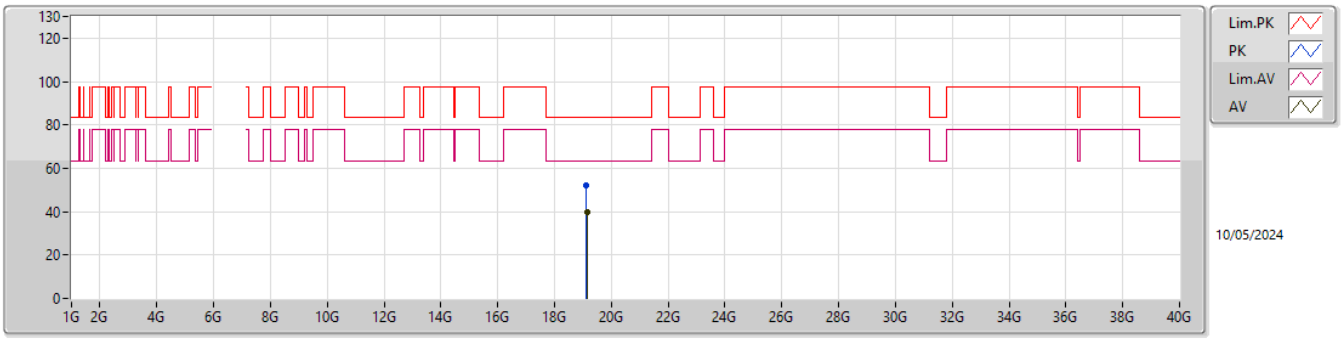

EUT Y_1TX
SET 25

Type	Freq	Level	Limit	Margin	Raw	Dist	Condition	Azimuth	Height	Comment	AF	CL	PA
	(Hz)	(dBuV/m)	(dBuV/m)	(dB)	(dBuV)	(m)		(°)	(m)		(dB)	(dB)	(dB)
PK	19.13262G	51.84	83.54	-31.70	48.26	1	Vertical	356	1.94	25	37.77	15.24	49.43
AV	19.1387G	39.55	63.54	-23.99	35.99	1	Vertical	356	1.94	25	37.75	15.24	49.43

5.925-6.425GHz_802.11be EHT80_Nss1,(MCS0)_1TX

6385MHz_TX

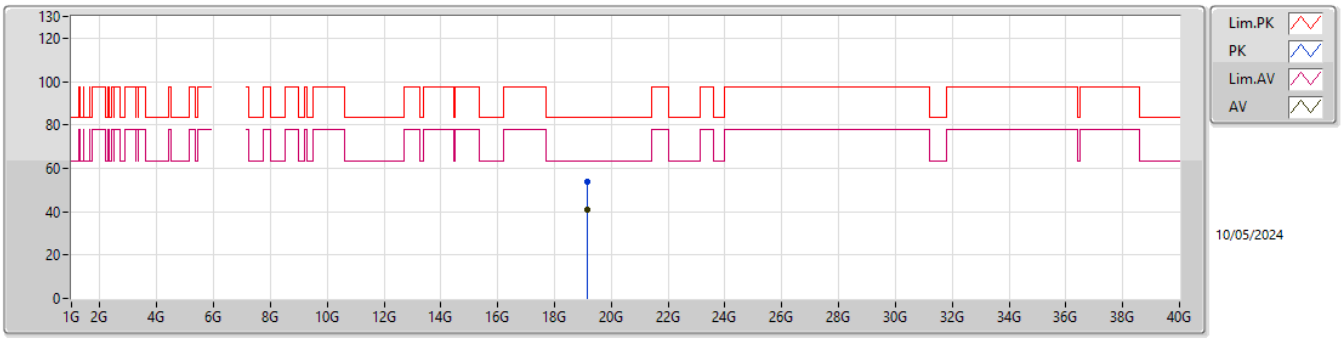

EUT Y_1TX
SET 25

Type	Freq	Level	Limit	Margin	Raw	Dist	Condition	Azimuth	Height	Comment	AF	CL	PA
	(Hz)	(dBuV/m)	(dBuV/m)	(dB)	(dBuV)	(m)		(°)	(m)		(dB)	(dB)	(dB)
PK	19.15324G	53.54	83.54	-30.00	50.02	1	Horizontal	39	1.84	25	37.72	15.24	49.44
AV	19.14989G	41.01	63.54	-22.53	37.51	1	Horizontal	39	1.84	25	37.70	15.24	49.44

6.425-6.525GHz_802.11be EHT80_Nss1,(MCS0)_1TX

6465MHz_TX

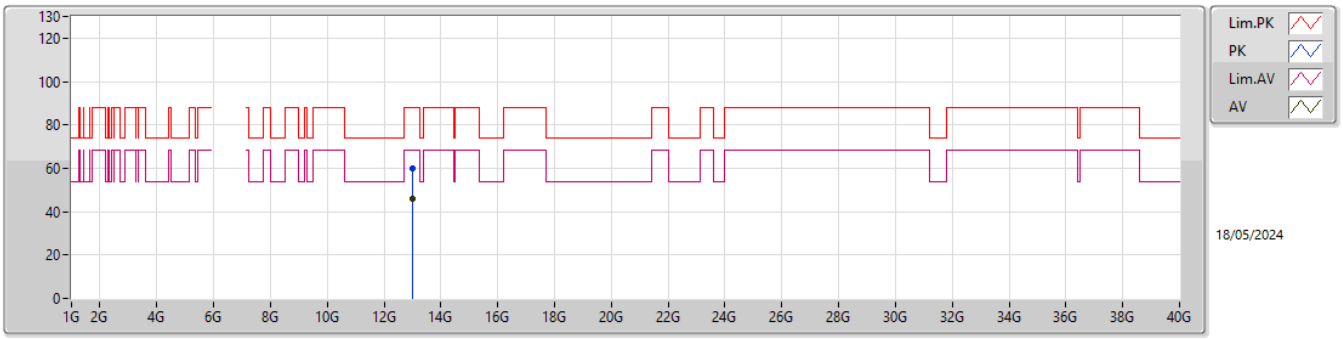

EUT Y_1TX
SET 20

Type	Freq	Level	Limit	Margin	Raw	Dist	Condition	Azimuth	Height	Comment	AF	CL	PA
	(Hz)	(dBuV/m)	(dBuV/m)	(dB)	(dBuV)	(m)		(°)	(m)		(dB)	(dB)	(dB)
PK	12.98578G	60.20	88.20	-28.00	42.36	3	Vertical	167	1.80	20	39.30	11.86	33.32
RMS	13.00321G	46.07	68.20	-22.13	28.20	3	Vertical	167	1.80	20	39.31	11.86	33.30

6.425-6.525GHz_802.11be EHT80_Nss1,(MCS0)_1TX

6465MHz_TX

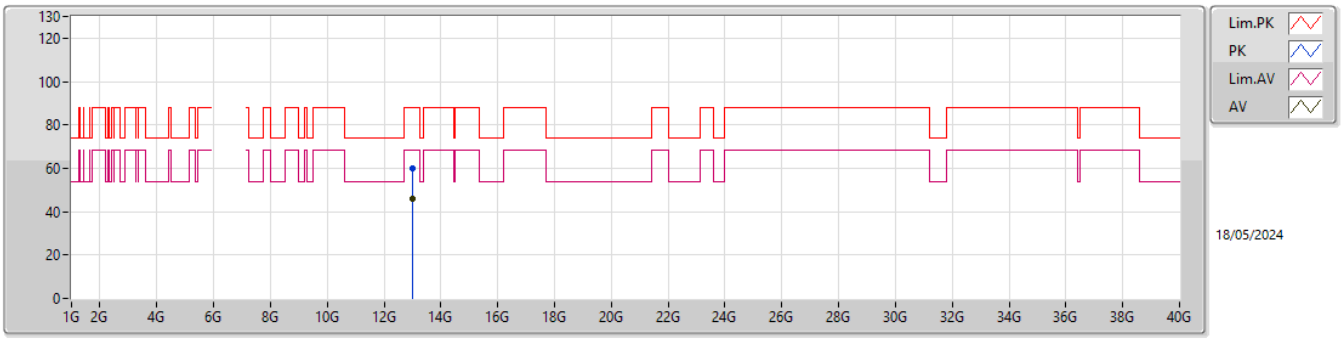

EUT Y_1TX
SET 20

Type	Freq	Level	Limit	Margin	Raw	Dist	Condition	Azimuth	Height	Comment	AF	CL	PA
	(Hz)	(dBuV/m)	(dBuV/m)	(dB)	(dBuV)	(m)		(°)	(m)		(dB)	(dB)	(dB)
PK	12.99521G	59.83	88.20	-28.37	41.98	3	Horizontal	218	1.10	20	39.30	11.86	33.31
RMS	13.008G	46.08	68.20	-22.12	28.19	3	Horizontal	218	1.10	20	39.32	11.86	33.29

6.425-6.525GHz_802.11be EHT80_Nss1,(MCS0)_1TX

6465MHz_TX

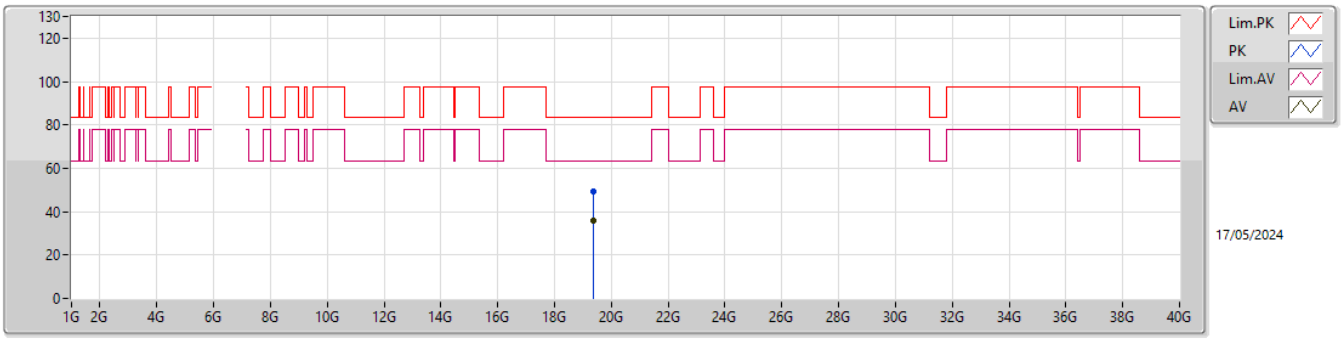

EUT Y_1TX
SET 25

Type	Freq	Level	Limit	Margin	Raw	Dist	Condition	Azimuth	Height	Comment	AF	CL	PA
	(Hz)	(dBuV/m)	(dBuV/m)	(dB)	(dBuV)	(m)		(°)	(m)		(dB)	(dB)	(dB)
PK	19.37182G	49.48	83.54	-34.06	45.95	1	Vertical	340	1.54	25	37.89	15.23	49.59
AV	19.3731G	35.88	63.54	-27.66	32.35	1	Vertical	340	1.54	25	37.89	15.23	49.59

6.425-6.525GHz_802.11be EHT80_Nss1,(MCS0)_1TX

6465MHz_TX

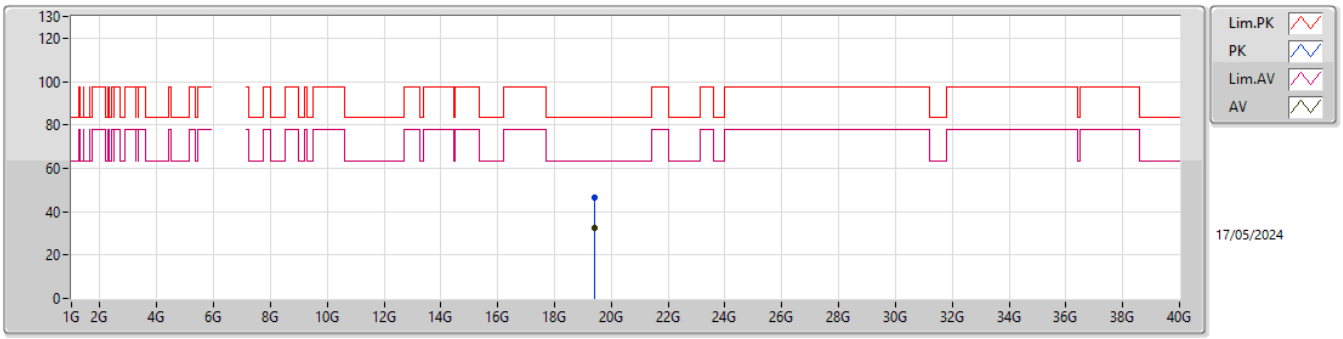

EUT Y_1TX
SET 25

Type	Freq	Level	Limit	Margin	Raw	Dist	Condition	Azimuth	Height	Comment	AF	CL	PA
	(Hz)	(dBuV/m)	(dBuV/m)	(dB)	(dBuV)	(m)		(°)	(m)		(dB)	(dB)	(dB)
PK	19.41882G	46.68	83.54	-36.86	43.15	1	Horizontal	22	1.80	25	37.92	15.23	49.62
AV	19.40395G	32.78	63.54	-30.76	29.18	1	Horizontal	22	1.80	25	37.98	15.23	49.61

6.425-6.525GHz_802.11be EHT80_Nss1,(MCS0)_1TX

6545MHz Straddle 6.425-6.525GHz_TX

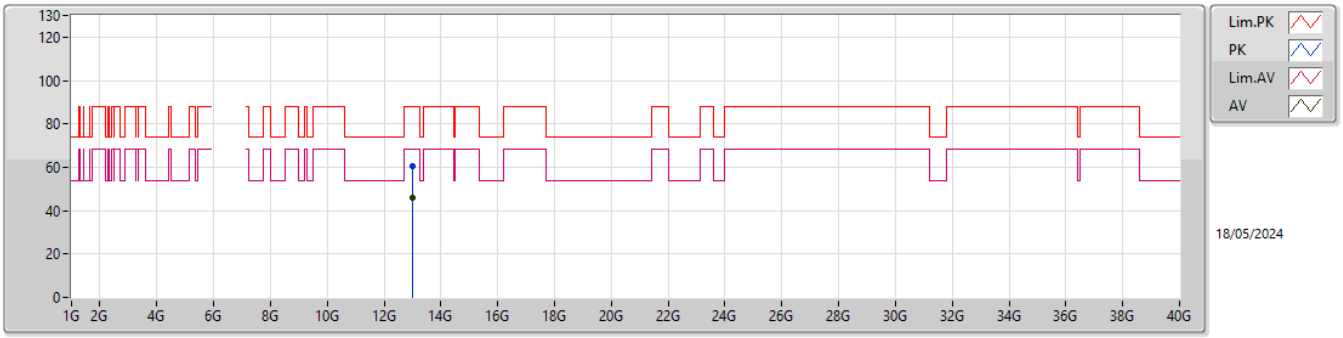

EUT Y_1TX
SET 20.5

Type	Freq	Level	Limit	Margin	Raw	Dist	Condition	Azimuth	Height	Comment	AF	CL	PA
	(Hz)	(dBuV/m)	(dBuV/m)	(dB)	(dBuV)	(m)		(°)	(m)		(dB)	(dB)	(dB)
PK	13.01488G	60.44	88.20	-27.76	42.52	3	Vertical	162	1.80	20.5	39.33	11.87	33.28
RMS	13.01903G	46.20	68.20	-22.00	28.27	3	Vertical	162	1.80	20.5	39.34	11.87	33.28

6.425-6.525GHz_802.11be EHT80_Nss1,(MCS0)_1TX

6545MHz Straddle 6.425-6.525GHz_TX

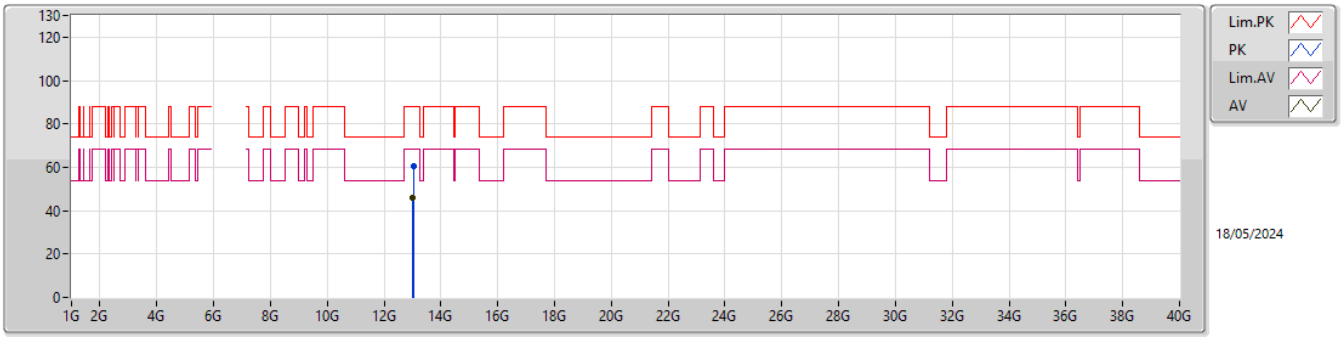

EUT Y_1TX
SET 20.5

Type	Freq	Level	Limit	Margin	Raw	Dist	Condition	Azimuth	Height	Comment	AF	CL	PA
	(Hz)	(dBuV/m)	(dBuV/m)	(dB)	(dBuV)	(m)		(°)	(m)		(dB)	(dB)	(dB)
PK	13.02974G	60.51	88.20	-27.69	42.54	3	Horizontal	228	1.79	20.5	39.36	11.87	33.26
RMS	13.0112G	46.16	68.20	-22.04	28.27	3	Horizontal	228	1.79	20.5	39.32	11.86	33.29

6.425-6.525GHz_802.11be EHT80_Nss1,(MCS0)_1TX

6545MHz Straddle 6.425-6.525GHz_TX

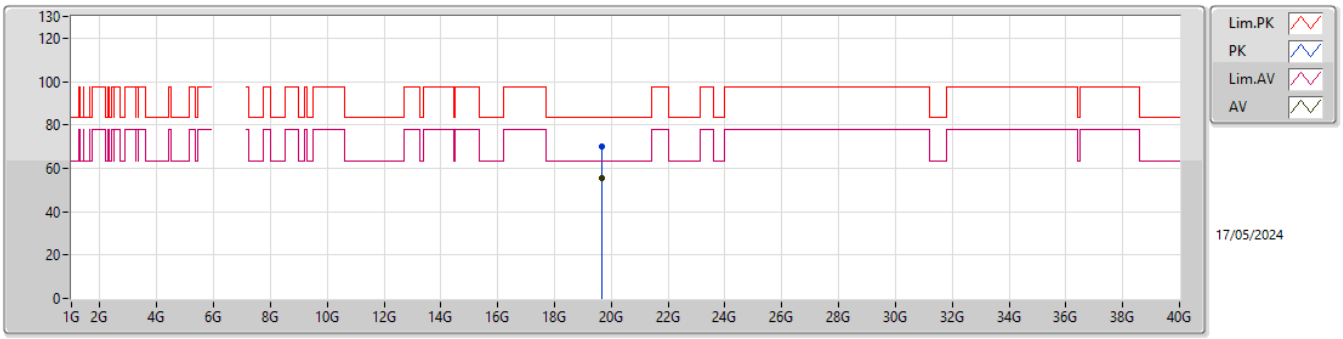

EUT Y_1TX
SET 25

Type	Freq	Level	Limit	Margin	Raw	Dist	Condition	Azimuth	Height	Comment	AF	CL	PA
	(Hz)	(dBuV/m)	(dBuV/m)	(dB)	(dBuV)	(m)		(°)	(m)		(dB)	(dB)	(dB)
PK	19.65466G	69.88	83.54	-13.66	66.14	1	Vertical	334	1.74	25	38.07	15.22	49.55
AV	19.66217G	55.20	63.54	-8.34	51.50	1	Vertical	334	1.74	25	38.03	15.22	49.55

6.425-6.525GHz_802.11be EHT80_Nss1,(MCS0)_1TX

6545MHz Straddle 6.425-6.525GHz_TX

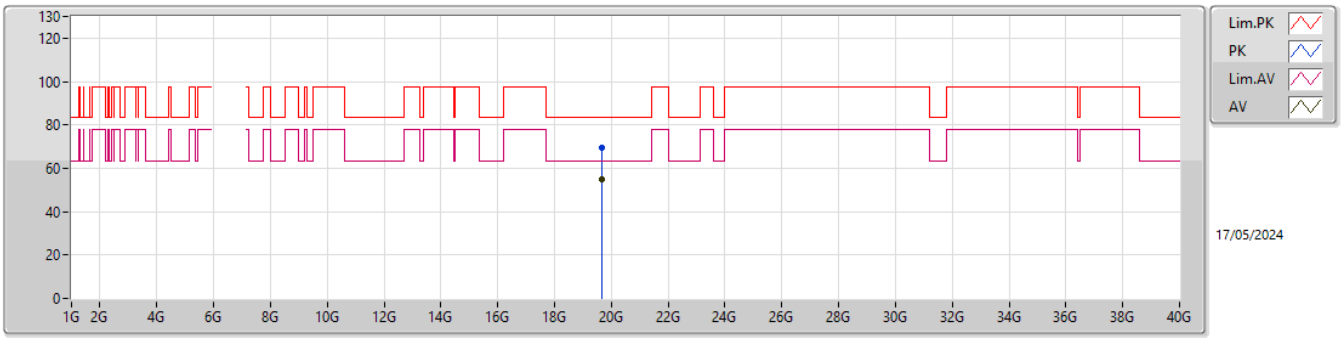

EUT Y_1TX
SET 25

Type	Freq	Level	Limit	Margin	Raw	Dist	Condition	Azimuth	Height	Comment	AF	CL	PA
	(Hz)	(dBuV/m)	(dBuV/m)	(dB)	(dBuV)	(m)		(°)	(m)		(dB)	(dB)	(dB)
PK	19.66729G	69.66	83.54	-13.88	65.98	1	Horizontal	326	1.52	25	38.00	15.22	49.54
AV	19.65786G	54.91	63.54	-8.63	51.19	1	Horizontal	326	1.52	25	38.05	15.22	49.55

6.525-6.875GHz_802.11be EHT80_Nss1,(MCS0)_1TX

6625MHz_TX

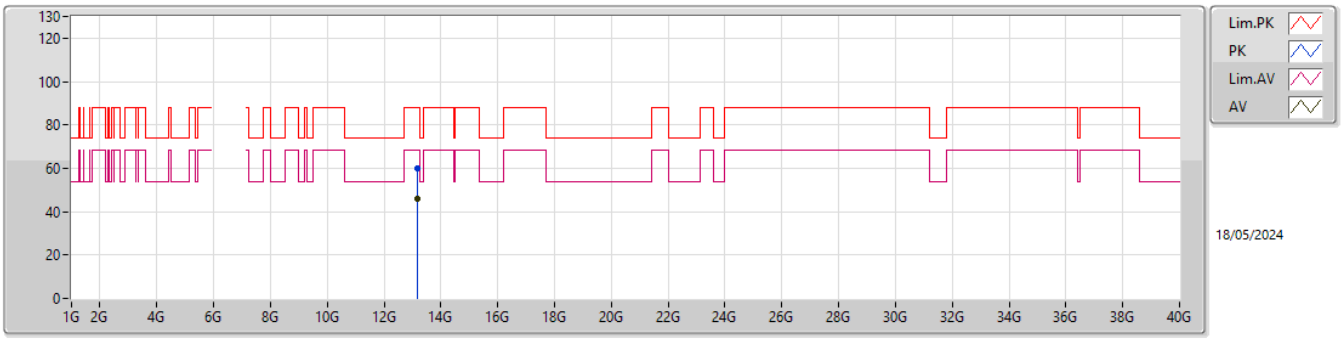

EUT Y_1TX
SET 20.5

Type	Freq	Level	Limit	Margin	Raw	Dist	Condition	Azimuth	Height	Comment	AF	CL	PA
	(Hz)	(dBuV/m)	(dBuV/m)	(dB)	(dBuV)	(m)		(°)	(m)		(dB)	(dB)	(dB)
PK	13.18542G	59.76	88.20	-28.44	41.25	3	Vertical	122	1.80	20.5	39.67	11.92	33.08
RMS	13.17056G	46.13	68.20	-22.07	27.67	3	Vertical	122	1.80	20.5	39.64	11.92	33.10

6.525-6.875GHz_802.11be EHT80_Nss1,(MCS0)_1TX

6625MHz_TX

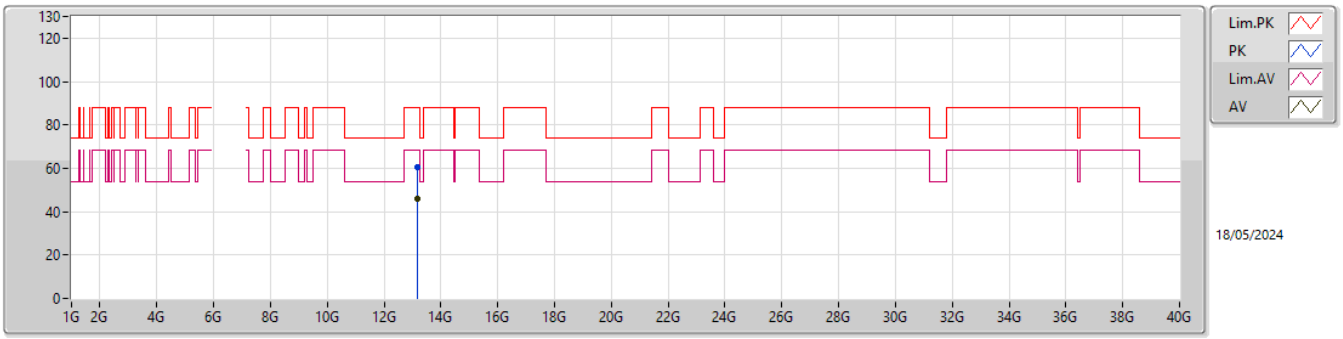

EUT Y_1TX
SET 20.5

Type	Freq	Level	Limit	Margin	Raw	Dist	Condition	Azimuth	Height	Comment	AF	CL	PA
	(Hz)	(dBuV/m)	(dBuV/m)	(dB)	(dBuV)	(m)		(°)	(m)		(dB)	(dB)	(dB)
PK	13.17631G	60.43	88.20	-27.77	41.95	3	Horizontal	268	1.08	20.5	39.65	11.92	33.09
RMS	13.17631G	46.07	68.20	-22.13	27.59	3	Horizontal	268	1.08	20.5	39.65	11.92	33.09

6.525-6.875GHz_802.11be EHT80_Nss1,(MCS0)_1TX

6625MHz_TX

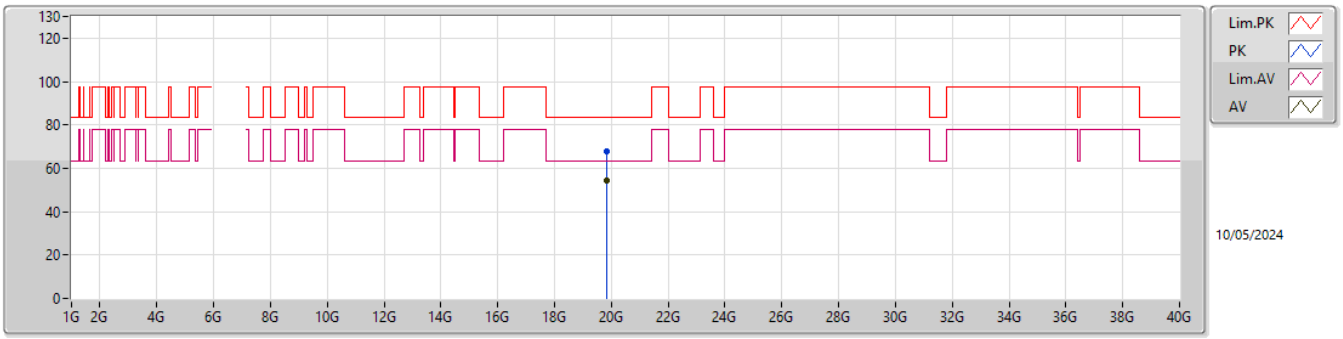

EUT Y_1TX
SET 25

Type	Freq	Level	Limit	Margin	Raw	Dist	Condition	Azimuth	Height	Comment	AF	CL	PA
	(Hz)	(dBuV/m)	(dBuV/m)	(dB)	(dBuV)	(m)		(°)	(m)		(dB)	(dB)	(dB)
PK	19.83136G	67.73	83.54	-15.81	64.14	1	Vertical	325	1.91	25	37.79	15.21	49.41
AV	19.82465G	54.41	63.54	-9.13	50.76	1	Vertical	325	1.91	25	37.85	15.21	49.41

6.525-6.875GHz_802.11be EHT80_Nss1,(MCS0)_1TX

6625MHz_TX

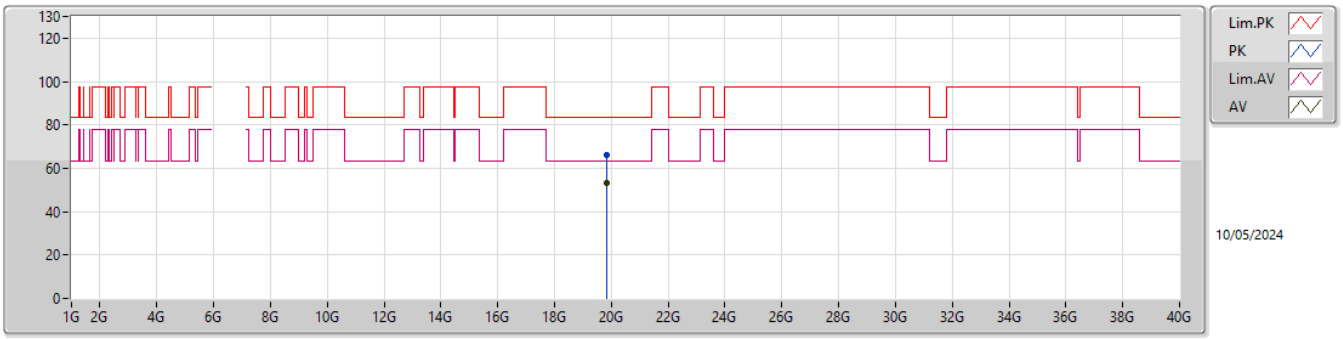

EUT Y_1TX
SET 25

Type	Freq	Level	Limit	Margin	Raw	Dist	Condition	Azimuth	Height	Comment	AF	CL	PA
	(Hz)	(dBuV/m)	(dBuV/m)	(dB)	(dBuV)	(m)		(°)	(m)		(dB)	(dB)	(dB)
PK	19.82433G	65.92	83.54	-17.62	62.26	1	Horizontal	338	1.81	25	37.86	15.21	49.41
AV	19.82097G	52.98	63.54	-10.56	49.30	1	Horizontal	338	1.81	25	37.89	15.21	49.42

6.525-6.875GHz_802.11be EHT80_Nss1,(MCS0)_1TX

6705MHz_TX

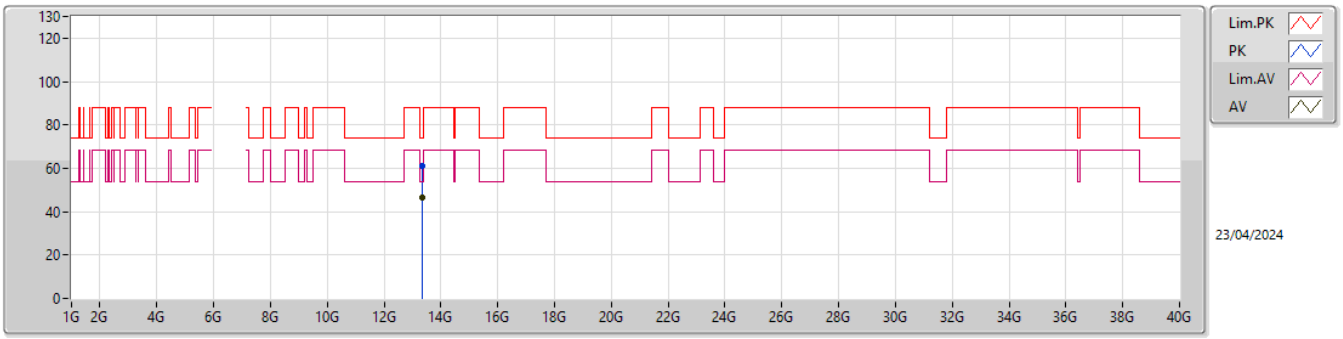

EUT Y_1TX
SET 21

Type	Freq	Level	Limit	Margin	Raw	Dist	Condition	Azimuth	Height	Comment	AF	CL	PA
	(Hz)	(dBuV/m)	(dBuV/m)	(dB)	(dBuV)	(m)		(°)	(m)		(dB)	(dB)	(dB)
PK	13.33855G	61.25	74.00	-12.75	42.16	3	Vertical	344	1.80	21	40.00	11.98	32.89
AV	13.35597G	46.56	54.00	-7.44	27.44	3	Vertical	344	1.80	21	40.01	11.98	32.87

6.525-6.875GHz_802.11be EHT80_Nss1,(MCS0)_1TX

6705MHz_TX

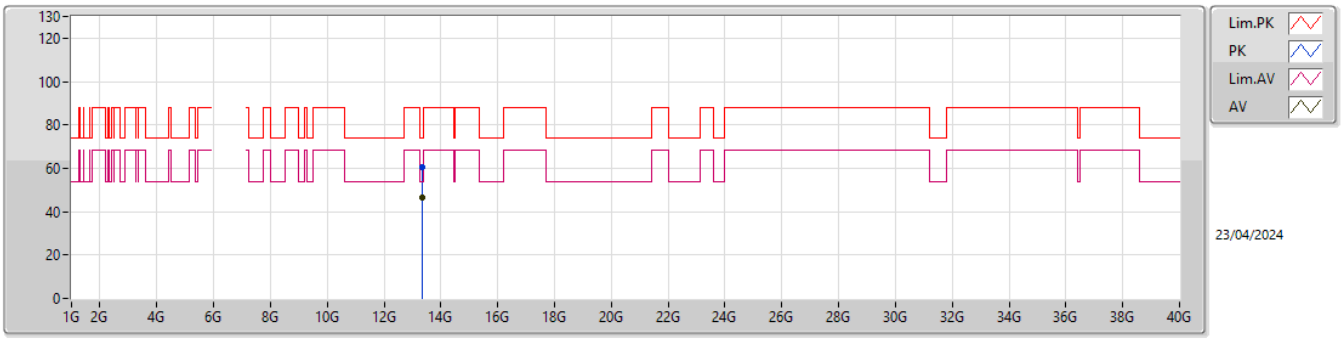

EUT Y_1TX
SET 21

Type	Freq	Level	Limit	Margin	Raw	Dist	Condition	Azimuth	Height	Comment	AF	CL	PA
	(Hz)	(dBuV/m)	(dBuV/m)	(dB)	(dBuV)	(m)		(°)	(m)		(dB)	(dB)	(dB)
PK	13.36429G	60.46	74.00	-13.54	41.31	3	Horizontal	148	2.91	21	40.03	11.98	32.86
AV	13.35693G	46.54	54.00	-7.46	27.42	3	Horizontal	148	2.91	21	40.01	11.98	32.87

6.525-6.875GHz_802.11be EHT80_Nss1,(MCS0)_1TX

6705MHz_TX

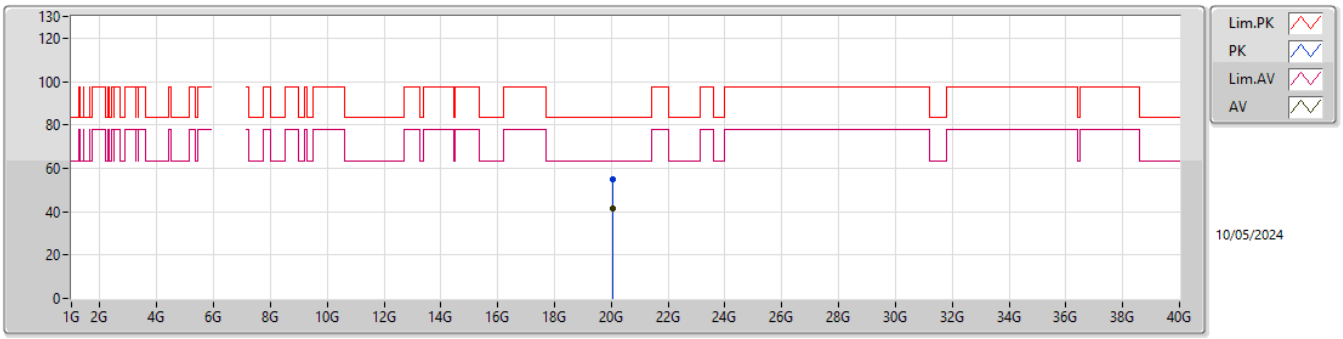

EUT Y_1TX
SET 25

Type	Freq	Level	Limit	Margin	Raw	Dist	Condition	Azimuth	Height	Comment	AF	CL	PA
	(Hz)	(dBuV/m)	(dBuV/m)	(dB)	(dBuV)	(m)		(°)	(m)		(dB)	(dB)	(dB)
PK	20.05074G	54.72	83.54	-28.82	51.04	1	Vertical	327	1.88	25	37.70	15.24	49.26
AV	20.05458G	41.41	63.54	-22.13	37.71	1	Vertical	327	1.88	25	37.72	15.24	49.26

6.525-6.875GHz_802.11be EHT80_Nss1,(MCS0)_1TX

6705MHz_TX

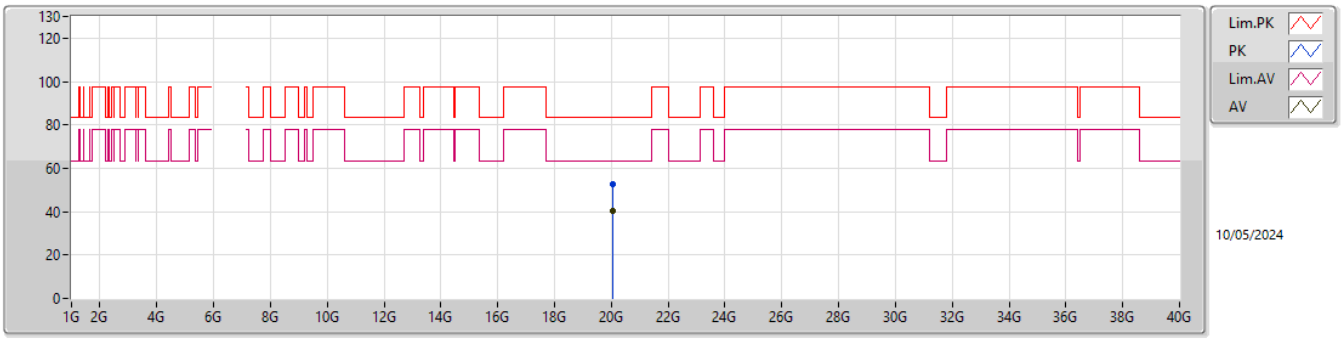

EUT Y_1TX
SET 25

Type	Freq	Level	Limit	Margin	Raw	Dist	Condition	Azimuth	Height	Comment	AF	CL	PA
	(Hz)	(dBuV/m)	(dBuV/m)	(dB)	(dBuV)	(m)		(°)	(m)		(dB)	(dB)	(dB)
PK	20.05842G	52.73	83.54	-30.81	49.00	1	Horizontal	335	1.80	25	37.73	15.25	49.25
AV	20.06113G	40.11	63.54	-23.43	36.37	1	Horizontal	335	1.80	25	37.74	15.25	49.25

6.525-6.875GHz_802.11be EHT80_Nss1,(MCS0)_1TX

6785MHz_TX

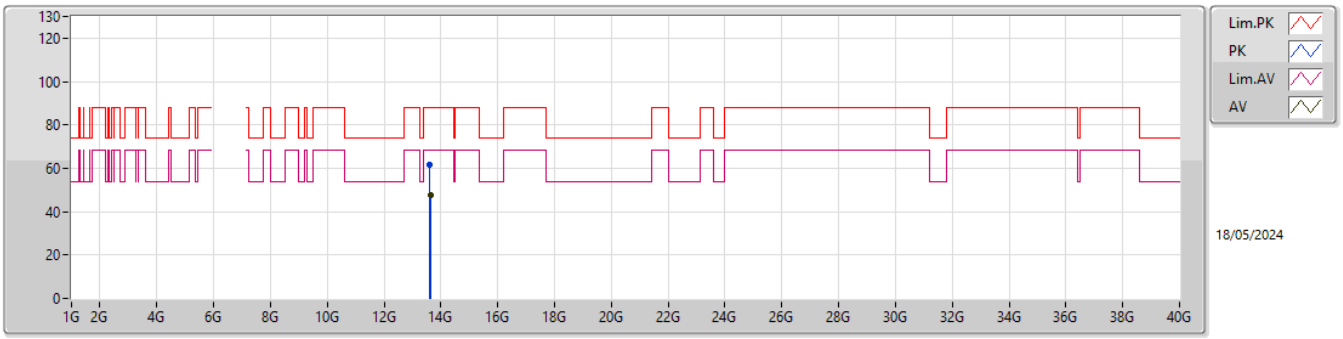

EUT Y_1TX
SET 20.5

Type	Freq	Level	Limit	Margin	Raw	Dist	Condition	Azimuth	Height	Comment	AF	CL	PA
	(Hz)	(dBuV/m)	(dBuV/m)	(dB)	(dBuV)	(m)		(°)	(m)		(dB)	(dB)	(dB)
PK	13.58439G	61.37	88.20	-26.83	41.59	3	Vertical	266	1.80	20.5	40.40	12.06	32.68
RMS	13.63346G	47.68	68.20	-20.52	27.87	3	Vertical	266	1.80	20.5	40.40	12.08	32.67

6.525-6.875GHz_802.11be EHT80_Nss1,(MCS0)_1TX

6785MHz_TX

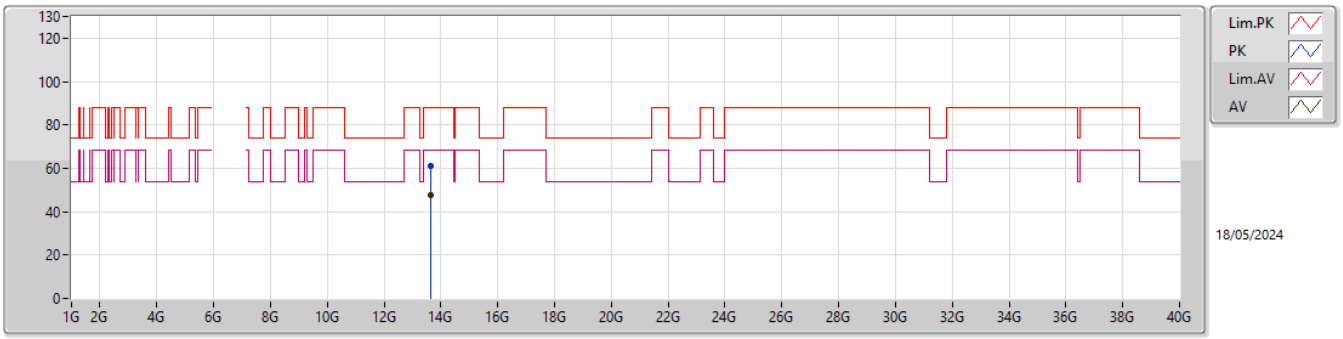

EUT Y_1TX
SET 20.5

Type	Freq	Level	Limit	Margin	Raw	Dist	Condition	Azimuth	Height	Comment	AF	CL	PA
	(Hz)	(dBuV/m)	(dBuV/m)	(dB)	(dBuV)	(m)		(°)	(m)		(dB)	(dB)	(dB)
PK	13.64784G	61.19	88.20	-27.01	41.38	3	Horizontal	30	2.95	20.5	40.40	12.08	32.67
RMS	13.63042G	47.57	68.20	-20.63	27.77	3	Horizontal	30	2.95	20.5	40.40	12.07	32.67

6.525-6.875GHz_802.11be EHT80_Nss1,(MCS0)_1TX

6785MHz_TX

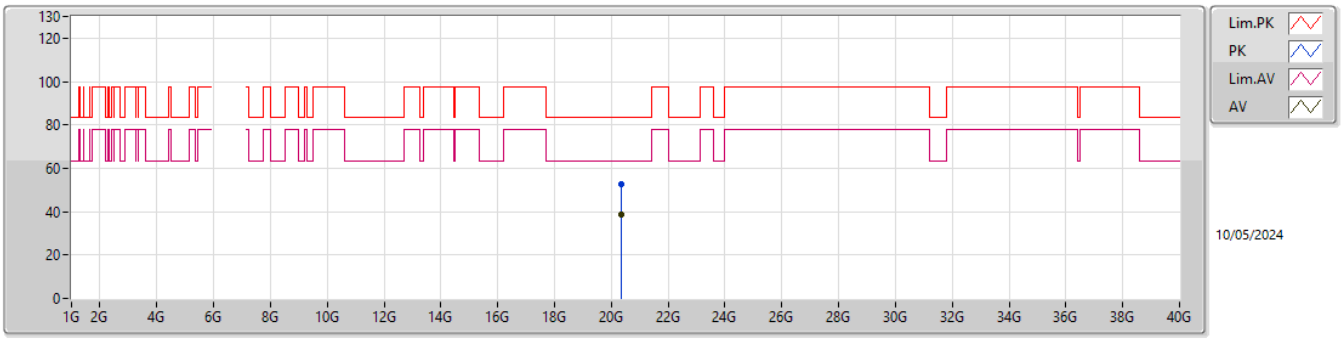

EUT Y_1TX
SET 25

Type	Freq	Level	Limit	Margin	Raw	Dist	Condition	Azimuth	Height	Comment	AF	CL	PA
	(Hz)	(dBuV/m)	(dBuV/m)	(dB)	(dBuV)	(m)		(°)	(m)		(dB)	(dB)	(dB)
PK	20.34829G	52.74	83.54	-30.80	48.34	1	Vertical	5	1.85	25	38.10	15.48	49.18
AV	20.34365G	38.75	63.54	-24.79	34.35	1	Vertical	5	1.85	25	38.11	15.47	49.18

6.525-6.875GHz_802.11be EHT80_Nss1,(MCS0)_1TX

6785MHz_TX

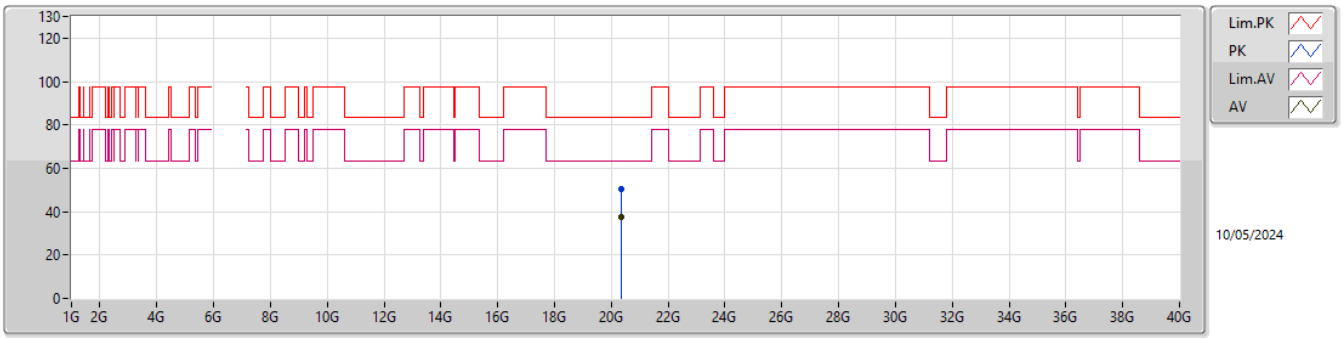

EUT Y_1TX
SET 25

Type	Freq	Level	Limit	Margin	Raw	Dist	Condition	Azimuth	Height	Comment	AF	CL	PA
	(Hz)	(dBuV/m)	(dBuV/m)	(dB)	(dBuV)	(m)		(°)	(m)		(dB)	(dB)	(dB)
PK	20.36107G	50.52	83.54	-33.02	46.13	1	Horizontal	334	1.80	25	38.08	15.49	49.18
AV	20.36907G	37.58	63.54	-25.96	33.19	1	Horizontal	334	1.80	25	38.06	15.50	49.17

6.525-6.875GHz_802.11be EHT80_Nss1,(MCS0)_1TX

6865MHz Straddle 6.525-6.875GHz_TX

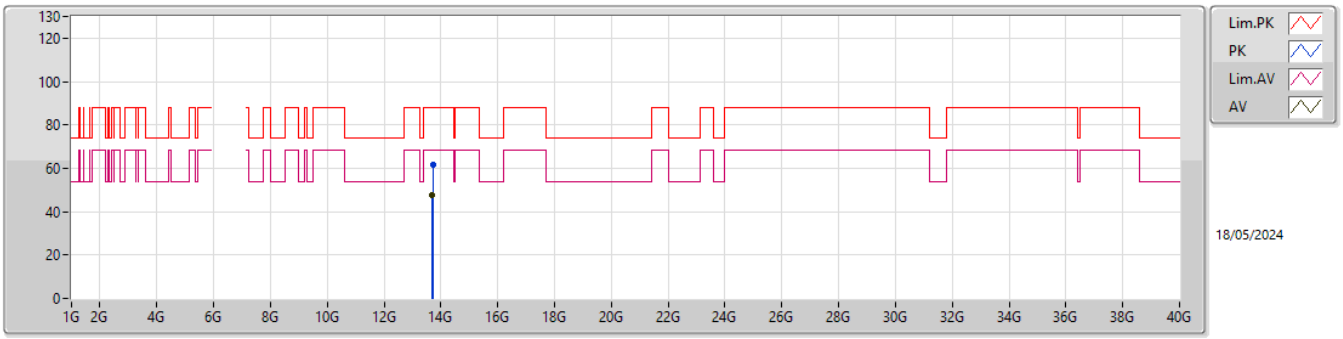

EUT Y_1TX
SET 20.5

Type	Freq	Level	Limit	Margin	Raw	Dist	Condition	Azimuth	Height	Comment	AF	CL	PA
	(Hz)	(dBuV/m)	(dBuV/m)	(dB)	(dBuV)	(m)		(°)	(m)		(dB)	(dB)	(dB)
PK	13.73432G	61.46	88.20	-26.74	41.46	3	Vertical	360	1.80	20.5	40.54	12.11	32.65
RMS	13.67486G	47.66	68.20	-20.54	27.84	3	Vertical	360	1.80	20.5	40.40	12.09	32.67

6.525-6.875GHz_802.11be EHT80_Nss1,(MCS0)_1TX

6865MHz Straddle 6.525-6.875GHz_TX

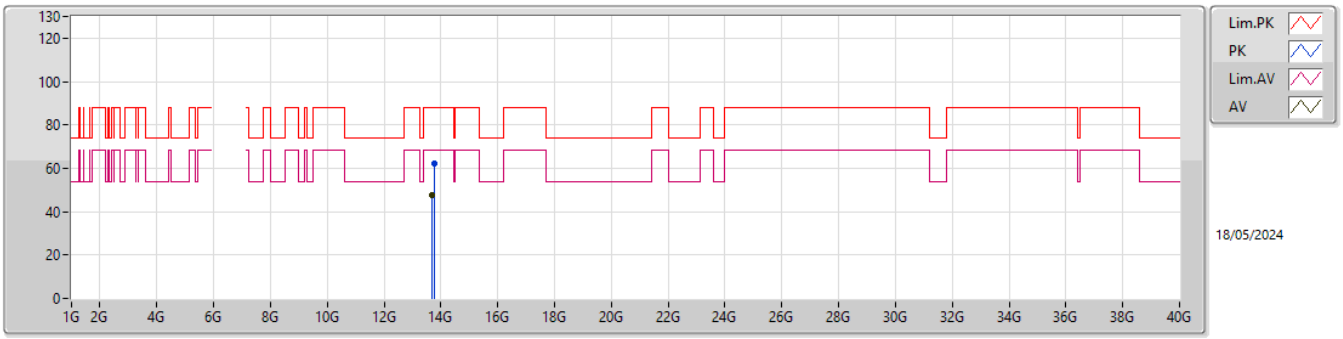

EUT Y_1TX
SET 20.5

Type	Freq	Level	Limit	Margin	Raw	Dist	Condition	Azimuth	Height	Comment	AF	CL	PA
	(Hz)	(dBuV/m)	(dBuV/m)	(dB)	(dBuV)	(m)		(°)	(m)		(dB)	(dB)	(dB)
PK	13.77891G	62.07	88.20	-26.13	41.93	3	Horizontal	159	1.30	20.5	40.66	12.12	32.64
RMS	13.69707G	47.73	68.20	-20.47	27.89	3	Horizontal	159	1.30	20.5	40.40	12.10	32.66

6.525-6.875GHz_802.11be EHT80_Nss1,(MCS0)_1TX

6865MHz Straddle 6.525-6.875GHz_TX

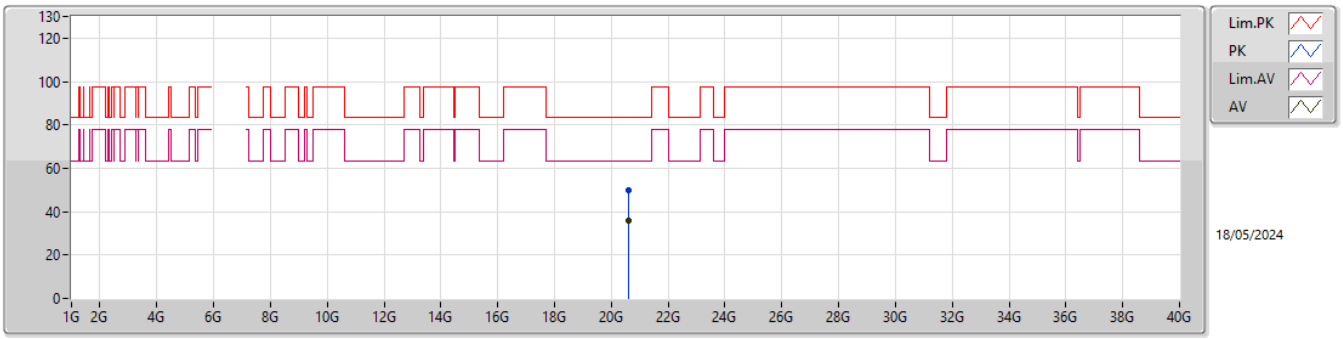

EUT Y_1TX
SET 25
01-S-C-6

Type	Freq	Level	Limit	Margin	Raw	Dist	Condition	Azimuth	Height	Comment	AF	CL	PA
	(Hz)	(dBuV/m)	(dBuV/m)	(dB)	(dBuV)	(m)		(°)	(m)		(dB)	(dB)	(dB)
PK	20.5898G	49.91	83.54	-33.63	45.35	1	Vertical	268	2.00	-	37.98	15.67	49.09
AV	20.597G	35.79	63.54	-27.75	31.21	1	Vertical	268	2.00	-	37.99	15.68	49.09

6.525-6.875GHz_802.11be EHT80_Nss1,(MCS0)_1TX

6865MHz Straddle 6.525-6.875GHz_TX

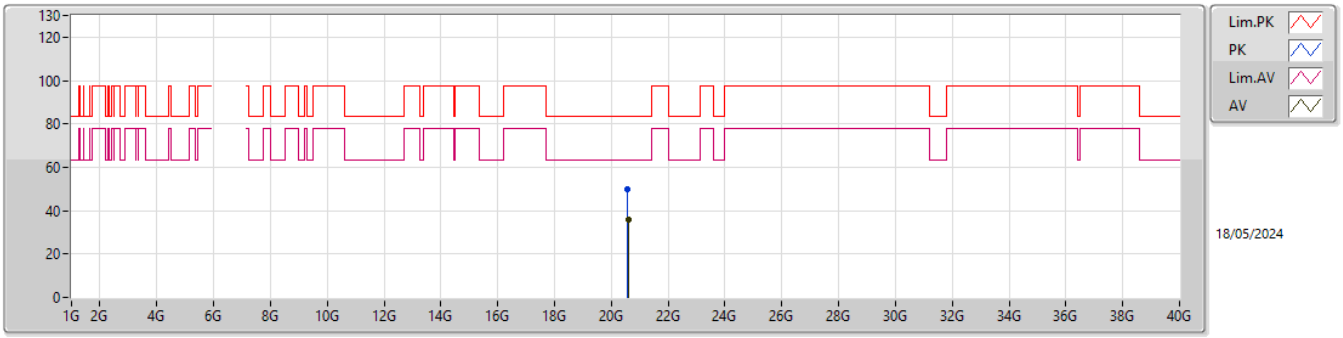

EUT Y_1TX
SET 25
01-S-C-6

Type	Freq	Level	Limit	Margin	Raw	Dist	Condition	Azimuth	Height	Comment	AF	CL	PA
	(Hz)	(dBuV/m)	(dBuV/m)	(dB)	(dBuV)	(m)		(°)	(m)		(dB)	(dB)	(dB)
PK	20.5802G	49.84	83.54	-33.70	45.32	1	Horizontal	55	1.80	-	37.96	15.66	49.10
AV	20.5986G	35.80	63.54	-27.74	31.21	1	Horizontal	55	1.80	-	38.00	15.68	49.09

6.875-7.125GHz_802.11be EHT80_Nss1,(MCS0)_1TX

6945MHz_TX

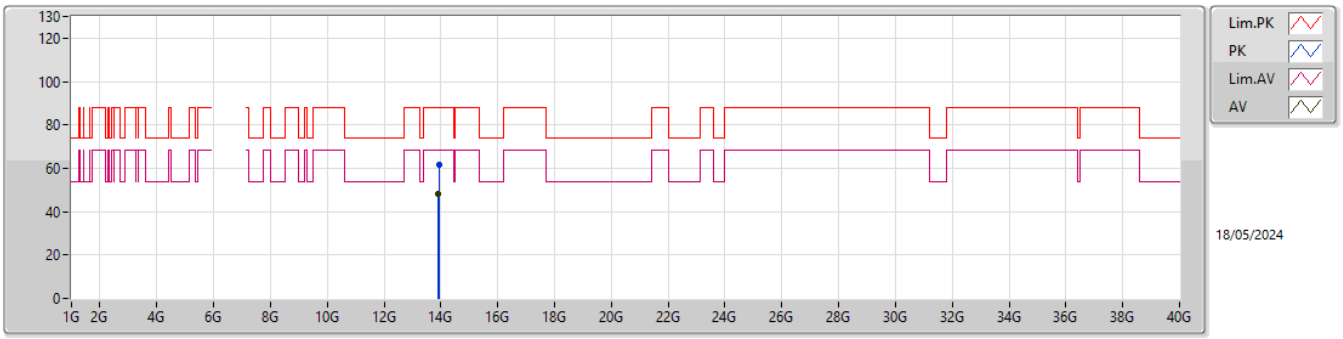

EUT Y_1TX
SET 22

Type	Freq	Level	Limit	Margin	Raw	Dist	Condition	Azimuth	Height	Comment	AF	CL	PA
	(Hz)	(dBuV/m)	(dBuV/m)	(dB)	(dBuV)	(m)		(°)	(m)		(dB)	(dB)	(dB)
PK	13.93012G	61.88	88.20	-26.32	41.35	3	Vertical	339	1.80	22	40.96	12.18	32.61
RMS	13.88552G	48.05	68.20	-20.15	27.64	3	Vertical	339	1.80	22	40.87	12.16	32.62

6.875-7.125GHz_802.11be EHT80_Nss1,(MCS0)_1TX

6945MHz_TX

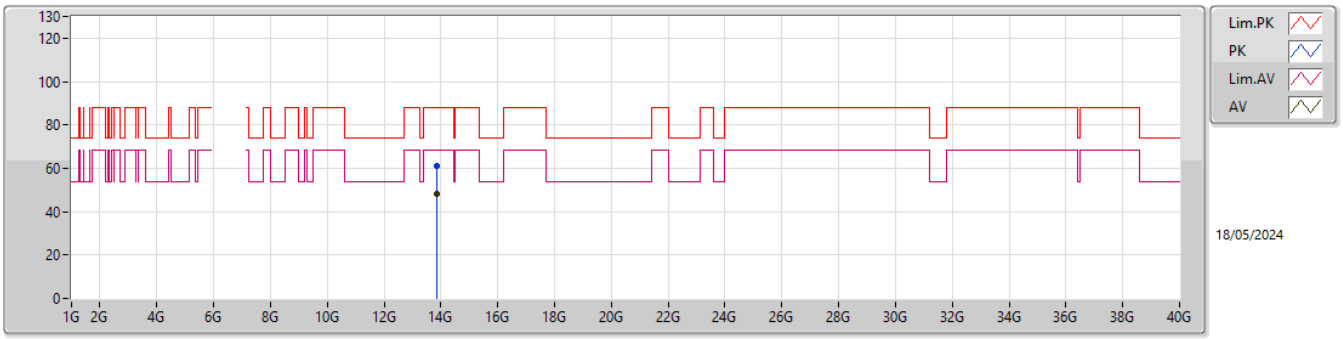

EUT Y_1TX
SET 22

Type	Freq	Level	Limit	Margin	Raw	Dist	Condition	Azimuth	Height	Comment	AF	CL	PA
	(Hz)	(dBuV/m)	(dBuV/m)	(dB)	(dBuV)	(m)		(°)	(m)		(dB)	(dB)	(dB)
PK	13.83677G	61.18	88.20	-27.02	40.90	3	Horizontal	183	1.07	22	40.77	12.14	32.63
RMS	13.87753G	48.05	68.20	-20.15	27.65	3	Horizontal	183	1.07	22	40.86	12.16	32.62

6.875-7.125GHz_802.11be EHT80_Nss1,(MCS0)_1TX

6945MHz_TX

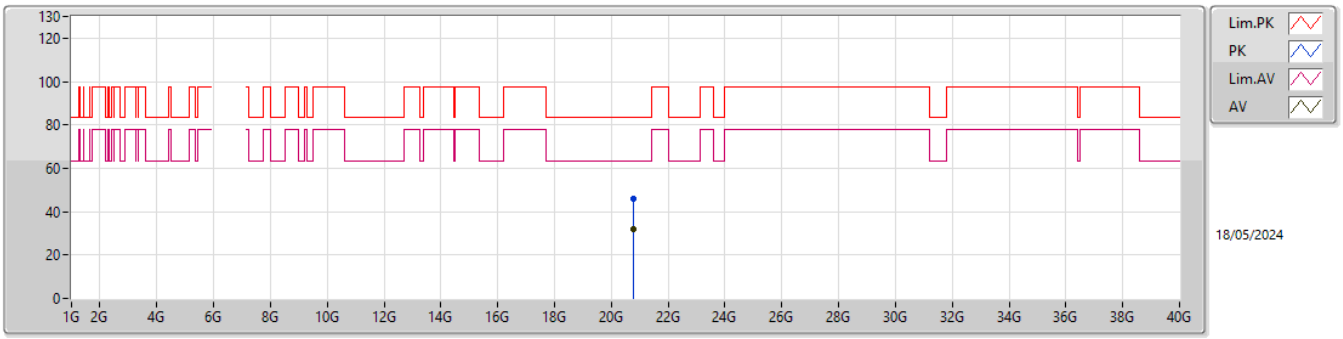

EUT Y_1TX
SET 25
01-S-C-6

Type	Freq	Level	Limit	Margin	Raw	Dist	Condition	Azimuth	Height	Comment	AF	CL	PA
	(Hz)	(dBuV/m)	(dBuV/m)	(dB)	(dBuV)	(m)		(°)	(m)		(dB)	(dB)	(dB)
PK	20.7893G	46.08	83.54	-37.46	41.13	1	Vertical	68	2.00	-	38.11	15.83	48.99
AV	20.7931G	31.67	63.54	-31.87	26.69	1	Vertical	68	2.00	-	38.14	15.83	48.99

6.875-7.125GHz_802.11be EHT80_Nss1,(MCS0)_1TX

6945MHz_TX

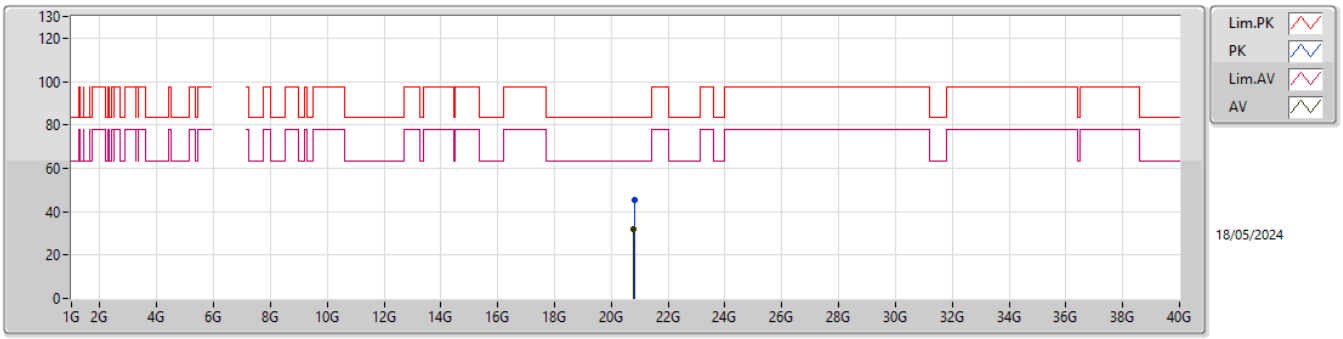

EUT Y_1TX
SET 25
01-S-C-6

Type	Freq	Level	Limit	Margin	Raw	Dist	Condition	Azimuth	Height	Comment	AF	CL	PA
	(Hz)	(dBuV/m)	(dBuV/m)	(dB)	(dBuV)	(m)		(°)	(m)		(dB)	(dB)	(dB)
PK	20.8232G	45.38	83.54	-38.16	40.29	1	Horizontal	79	1.57	-	38.20	15.86	48.97
AV	20.7949G	31.76	63.54	-31.78	26.75	1	Horizontal	79	1.57	-	38.16	15.84	48.99

6.875-7.125GHz_802.11be EHT80_Nss1,(MCS0)_1TX

7025MHz_TX

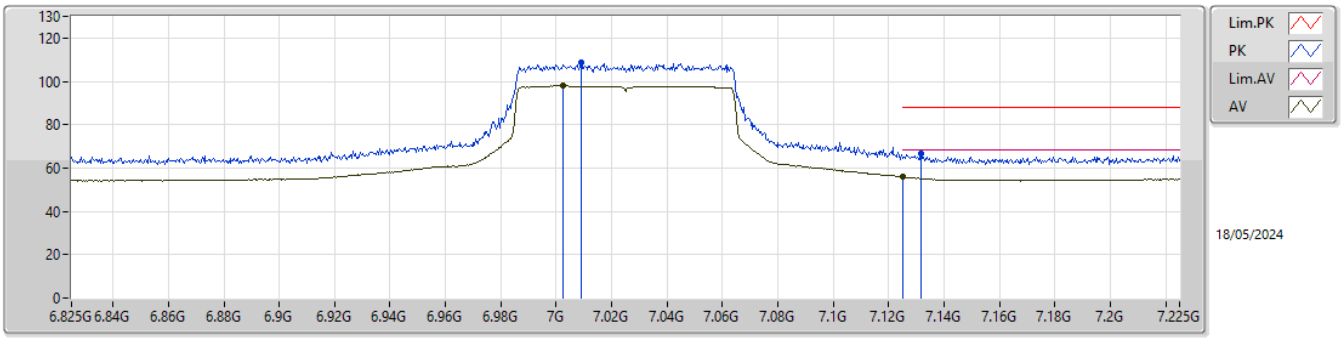

EUT Y_1TX
SET 20

Type	Freq	Level	Limit	Margin	Raw	Dist	Condition	Azimuth	Height	Comment	AF	CL	PA
	(Hz)	(dBuV/m)	(dBuV/m)	(dB)	(dBuV)	(m)		(°)	(m)		(dB)	(dB)	(dB)
PK	7.009G	108.83	Inf	-Inf	98.14	3	Vertical	350	1.05	-	35.14	8.56	33.01
RMS	7.0026G	97.99	Inf	-Inf	87.33	3	Vertical	350	1.05	-	35.11	8.56	33.01
PK	7.1318G	66.45	88.20	-21.75	55.20	3	Vertical	350	1.05	-	35.79	8.51	33.05
RMS	7.125G	55.87	68.20	-12.33	44.65	3	Vertical	350	1.05	-	35.75	8.52	33.05

6.875-7.125GHz_802.11be EHT80_Nss1,(MCS0)_1TX

7025MHz_TX

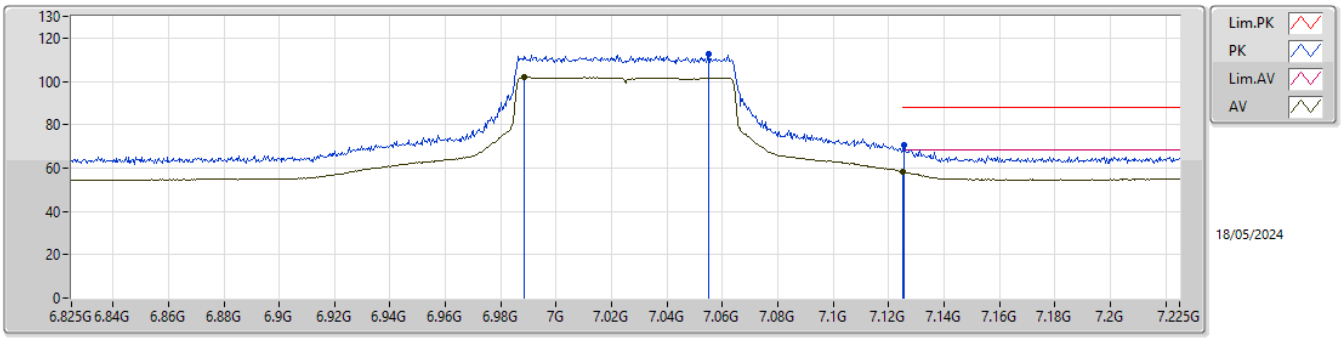

EUT Y_1TX
SET 20

Type	Freq	Level	Limit	Margin	Raw	Dist	Condition	Azimuth	Height	Comment	AF	CL	PA
	(Hz)	(dBuV/m)	(dBuV/m)	(dB)	(dBuV)	(m)		(°)	(m)		(dB)	(dB)	(dB)
PK	7.055G	112.73	Inf	-Inf	101.89	3	Horizontal	353	1.06	-	35.33	8.54	33.03
RMS	6.9882G	101.81	Inf	-Inf	91.19	3	Horizontal	353	1.06	-	35.08	8.55	33.01
PK	7.1254G	70.53	88.20	-17.67	59.31	3	Horizontal	353	1.06	-	35.75	8.52	33.05
RMS	7.125G	58.14	68.20	-10.06	46.92	3	Horizontal	353	1.06	-	35.75	8.52	33.05

6.875-7.125GHz_802.11be EHT80_Nss1,(MCS0)_1TX

7025MHz_TX

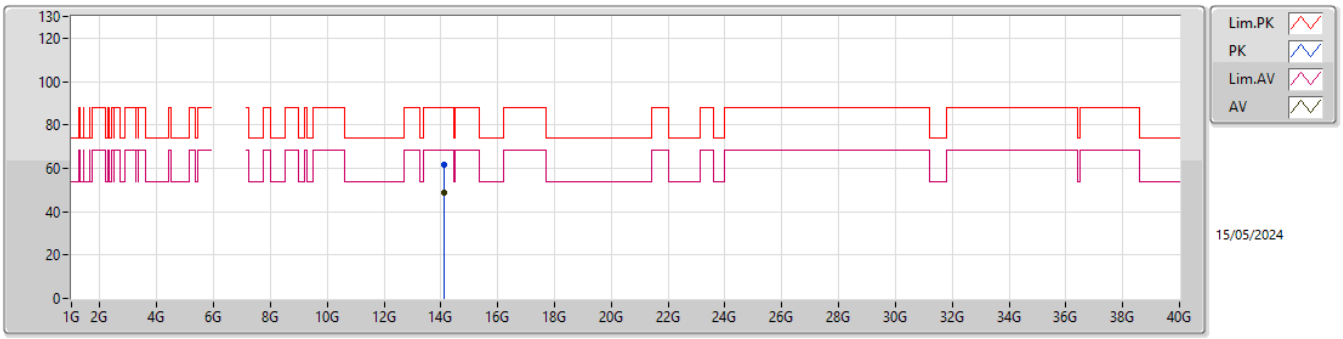

EUT Y_1TX
SET 20

Type	Freq	Level	Limit	Margin	Raw	Dist	Condition	Azimuth	Height	Comment	AF	CL	PA
	(Hz)	(dBuV/m)	(dBuV/m)	(dB)	(dBuV)	(m)		(°)	(m)		(dB)	(dB)	(dB)
PK	14.12976G	61.90	88.20	-26.30	40.90	3	Vertical	210	1.80	23	41.42	12.24	32.66
RMS	14.0946G	48.58	68.20	-19.62	27.70	3	Vertical	210	1.80	23	41.29	12.23	32.64

6.875-7.125GHz_802.11be EHT80_Nss1,(MCS0)_1TX

7025MHz_TX

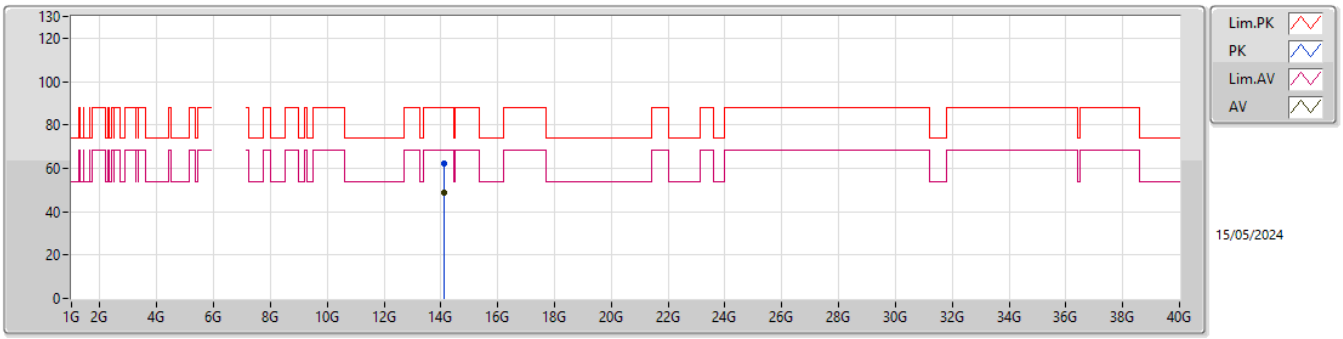

EUT Y_1TX
SET 20

Type	Freq	Level	Limit	Margin	Raw	Dist	Condition	Azimuth	Height	Comment	AF	CL	PA
	(Hz)	(dBuV/m)	(dBuV/m)	(dB)	(dBuV)	(m)		(°)	(m)		(dB)	(dB)	(dB)
PK	14.11218G	62.38	88.20	-25.82	41.45	3	Horizontal	72	1.91	23	41.35	12.23	32.65
RMS	14.09987G	48.56	68.20	-19.64	27.67	3	Horizontal	72	1.91	23	41.30	12.23	32.64

6.875-7.125GHz_802.11be EHT80_Nss1,(MCS0)_1TX

7025MHz_TX

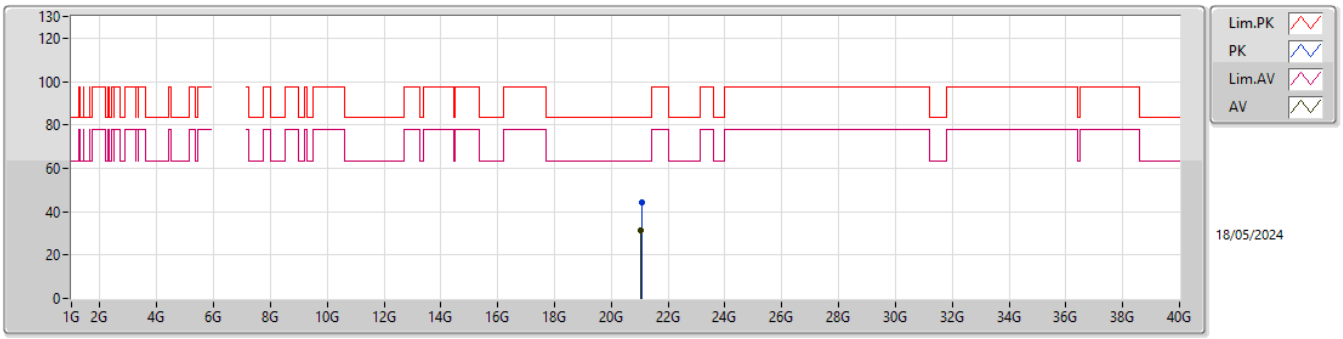

EUT Y_1TX
SET 25
01-S-C-6

Type	Freq	Level	Limit	Margin	Raw	Dist	Condition	Azimuth	Height	Comment	AF	CL	PA
	(Hz)	(dBuV/m)	(dBuV/m)	(dB)	(dBuV)	(m)		(°)	(m)		(dB)	(dB)	(dB)
PK	21.0792G	44.51	83.54	-39.03	39.10	1	Vertical	293	2.00	-	38.22	16.06	48.87
AV	21.0463G	31.61	63.54	-31.93	26.08	1	Vertical	293	2.00	-	38.36	16.04	48.87

6.875-7.125GHz_802.11be EHT80_Nss1,(MCS0)_1TX

7025MHz_TX

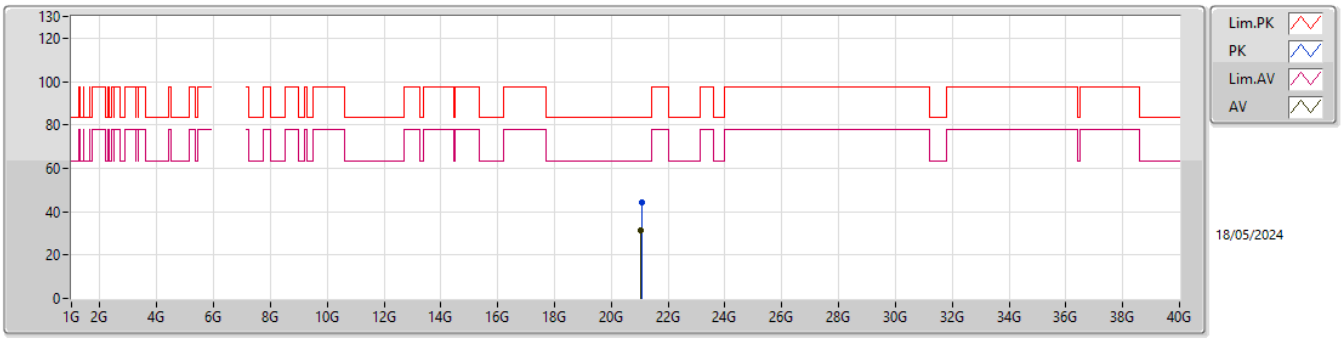

EUT Y_1TX
SET 25
01-S-C-6

Type	Freq	Level	Limit	Margin	Raw	Dist	Condition	Azimuth	Height	Comment	AF	CL	PA
	(Hz)	(dBuV/m)	(dBuV/m)	(dB)	(dBuV)	(m)		(°)	(m)		(dB)	(dB)	(dB)
PK	21.0575G	44.44	83.54	-39.10	38.91	1	Horizontal	199	2.00	-	38.35	16.05	48.87
AV	21.0532G	31.63	63.54	-31.91	26.08	1	Horizontal	199	2.00	-	38.38	16.04	48.87

5.925-6.425GHz_802.11be EHT160_Nss1,(MCS0)_1TX

6025MHz_TX

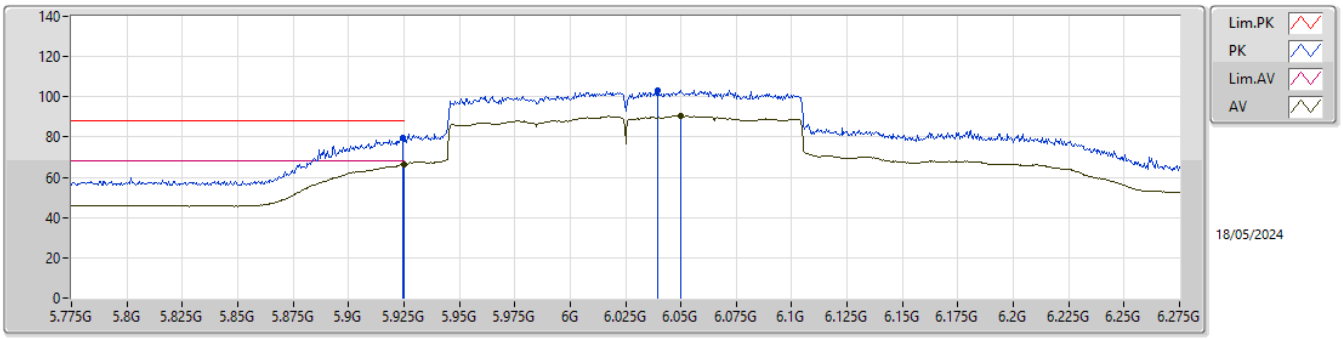

EUT Y_1TX
SET 22.5
25\20\22.5\23.5\23\22.5
-4.94\15.09\1.77\-2.52\-0.61\1.90

Type	Freq	Level	Limit	Margin	Raw	Dist	Condition	Azimuth	Height	Comment	AF	CL	PA
	(Hz)	(dBuV/m)	(dBuV/m)	(dB)	(dBuV)	(m)		(°)	(m)		(dB)	(dB)	(dB)
PK	5.9245G	79.42	88.20	-8.78	70.61	3	Vertical	324	2.26	22.5	34.20	5.77	31.16
RMS	5.925G	66.30	68.20	-1.90	57.49	3	Vertical	324	2.26	22.5	34.20	5.77	31.16
PK	6.0395G	103.23	Inf	-Inf	94.27	3	Vertical	324	2.26	22.5	34.30	5.86	31.20
RMS	6.05G	90.54	Inf	-Inf	81.59	3	Vertical	324	2.26	22.5	34.30	5.86	31.21

5.925-6.425GHz_802.11be EHT160_Nss1,(MCS0)_1TX

6025MHz_TX

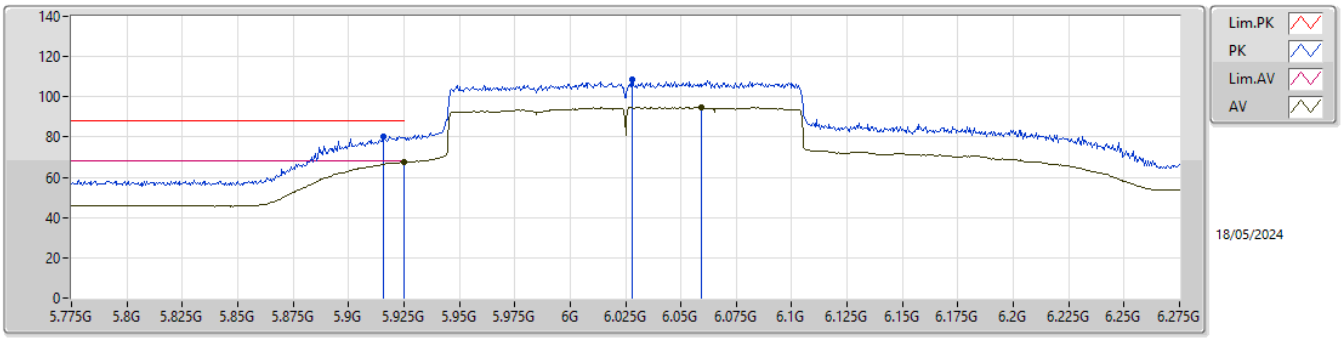

EUT Y_1TX
SET 21.5
22\19.5\20.5\21\21.5
-2.48\11.79\6.71\3.76\0.65

Type	Freq	Level	Limit	Margin	Raw	Dist	Condition	Azimuth	Height	Comment	AF	CL	PA
	(Hz)	(dBuV/m)	(dBuV/m)	(dB)	(dBuV)	(m)		(°)	(m)		(dB)	(dB)	(dB)
PK	5.9155G	80.37	88.20	-7.83	71.56	3	Horizontal	346	1.05	21.5	34.20	5.76	31.15
RMS	5.925G	67.55	68.20	-0.65	58.74	3	Horizontal	346	1.05	21.5	34.20	5.77	31.16
PK	6.028G	108.85	Inf	-Inf	99.89	3	Horizontal	346	1.05	21.5	34.30	5.86	31.20
RMS	6.0595G	94.74	Inf	-Inf	85.75	3	Horizontal	346	1.05	21.5	34.34	5.86	31.21

5.925-6.425GHz_802.11be EHT160_Nss1,(MCS0)_1TX

6025MHz_TX

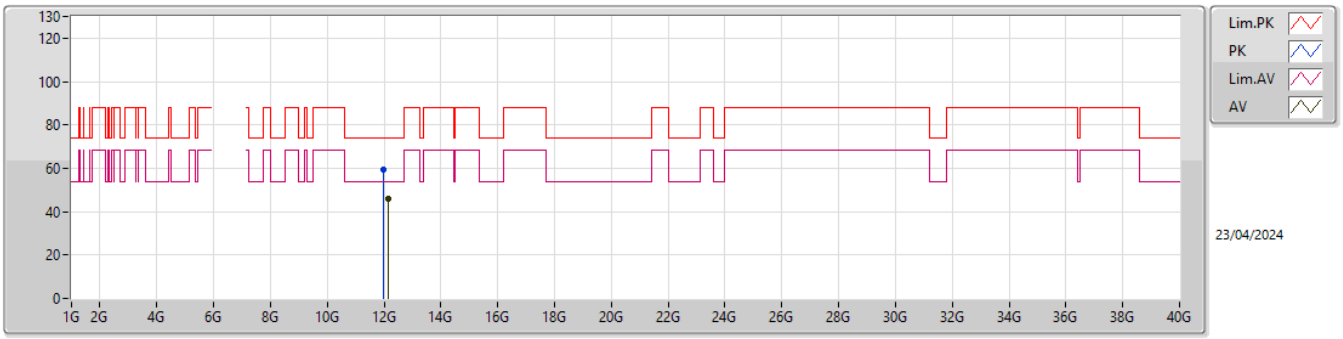

EUT Y_1TX
SET 21.5

Type	Freq	Level	Limit	Margin	Raw	Dist	Condition	Azimuth	Height	Comment	AF	CL	PA
	(Hz)	(dBuV/m)	(dBuV/m)	(dB)	(dBuV)	(m)		(°)	(m)		(dB)	(dB)	(dB)
PK	11.9867G	59.40	74.00	-14.60	43.12	3	Vertical	103	1.34	23.5	39.13	11.51	34.36
AV	12.1475G	45.67	54.00	-8.33	29.54	3	Vertical	103	1.34	23.5	38.80	11.57	34.24

5.925-6.425GHz_802.11be EHT160_Nss1,(MCS0)_1TX

6025MHz_TX

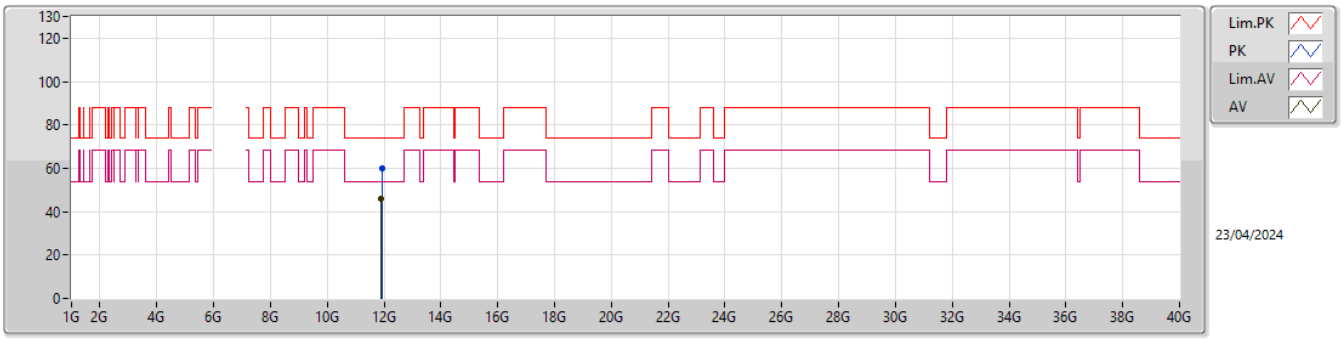

EUT Y_1TX
SET 21.5

Type	Freq	Level	Limit	Margin	Raw	Dist	Condition	Azimuth	Height	Comment	AF	CL	PA
	(Hz)	(dBuV/m)	(dBuV/m)	(dB)	(dBuV)	(m)		(°)	(m)		(dB)	(dB)	(dB)
PK	11.91541G	60.03	74.00	-13.97	43.76	3	Horizontal	6	2.95	23.5	39.20	11.47	34.40
AV	11.89336G	45.78	54.00	-8.22	29.53	3	Horizontal	6	2.95	23.5	39.20	11.46	34.41

5.925-6.425GHz_802.11be EHT160_Nss1,(MCS0)_1TX

6025MHz_TX

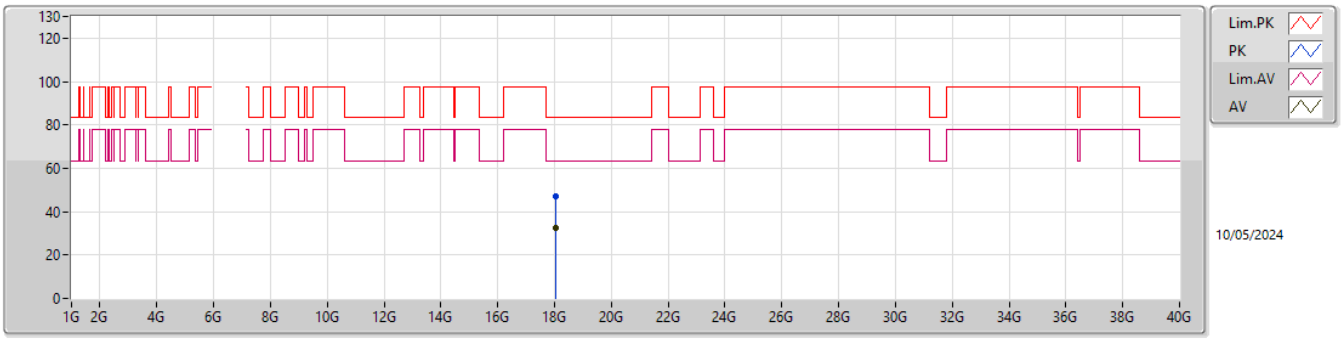

EUT Y_1TX
SET 25

Type	Freq	Level	Limit	Margin	Raw	Dist	Condition	Azimuth	Height	Comment	AF	CL	PA
	(Hz)	(dBuV/m)	(dBuV/m)	(dB)	(dBuV)	(m)		(°)	(m)		(dB)	(dB)	(dB)
PK	18.0523G	46.85	83.54	-36.69	43.61	1	Vertical	108	1.80	25	37.41	15.30	49.47
AV	18.06093G	32.24	63.54	-31.30	28.97	1	Vertical	108	1.80	25	37.44	15.30	49.47

5.925-6.425GHz_802.11be EHT160_Nss1,(MCS0)_1TX

6025MHz_TX

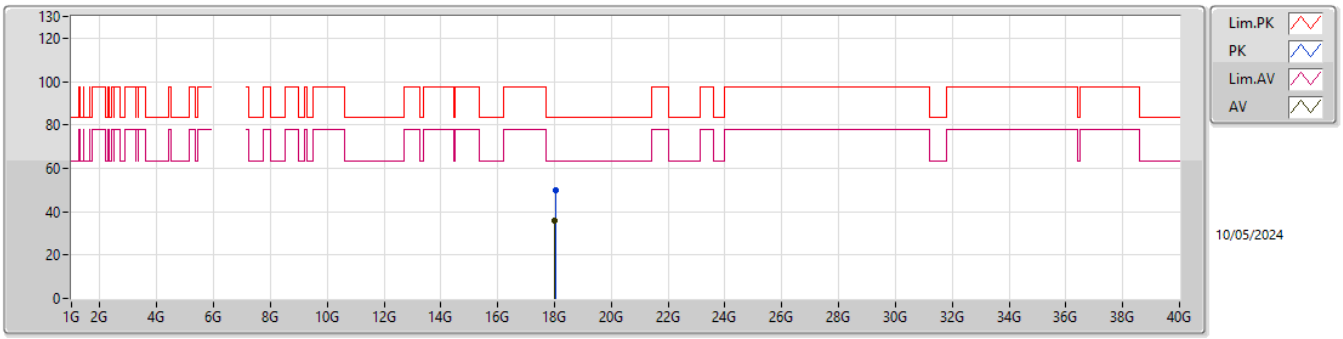

EUT Y_1TX
SET 25

Type	Freq	Level	Limit	Margin	Raw	Dist	Condition	Azimuth	Height	Comment	AF	CL	PA
	(Hz)	(dBuV/m)	(dBuV/m)	(dB)	(dBuV)	(m)		(°)	(m)		(dB)	(dB)	(dB)
PK	18.02513G	49.92	83.54	-33.62	46.57	1	Horizontal	357	1.80	25	37.50	15.30	49.45
AV	17.98837G	35.72	63.54	-27.82	32.26	1	Horizontal	357	1.80	25	37.58	15.29	49.41

5.925-6.425GHz_802.11be EHT160_Nss1,(MCS0)_1TX

6185MHz_TX

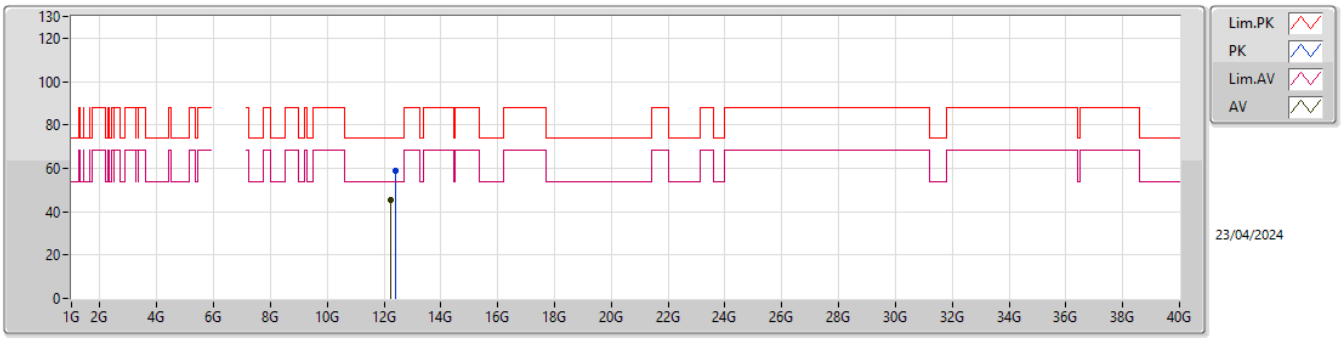

EUT Y_1TX
SET 21.5

Type	Freq	Level	Limit	Margin	Raw	Dist	Condition	Azimuth	Height	Comment	AF	CL	PA
	(Hz)	(dBuV/m)	(dBuV/m)	(dB)	(dBuV)	(m)		(°)	(m)		(dB)	(dB)	(dB)
PK	12.42243G	58.61	74.00	-15.39	42.39	3	Vertical	223	1.80	21.5	38.60	11.66	34.04
AV	12.21368G	45.57	54.00	-8.43	29.44	3	Vertical	223	1.80	21.5	38.73	11.59	34.19

5.925-6.425GHz_802.11be EHT160_Nss1,(MCS0)_1TX

6185MHz_TX

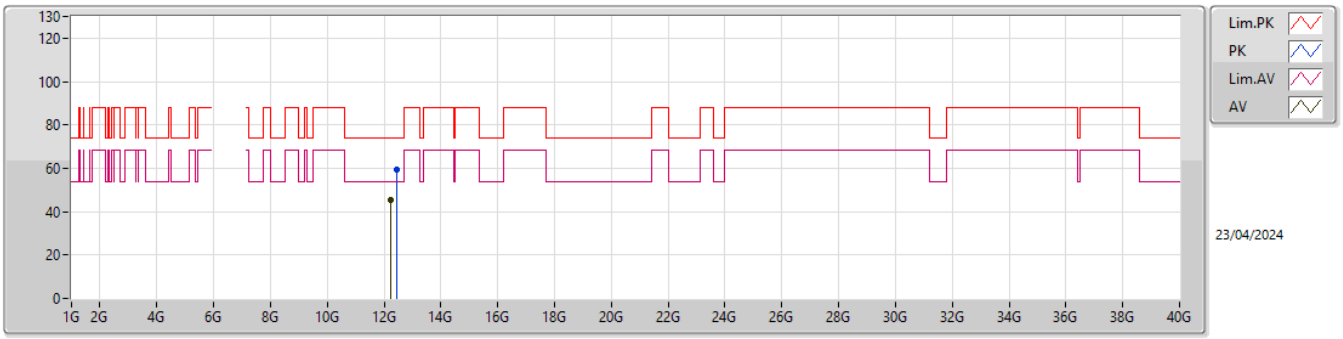

EUT Y_1TX
SET 21.5

Type	Freq	Level	Limit	Margin	Raw	Dist	Condition	Azimuth	Height	Comment	AF	CL	PA
	(Hz)	(dBuV/m)	(dBuV/m)	(dB)	(dBuV)	(m)		(°)	(m)		(dB)	(dB)	(dB)
PK	12.43681G	59.18	74.00	-14.82	42.94	3	Horizontal	306	1.80	21.5	38.60	11.67	34.03
AV	12.21368G	45.51	54.00	-8.49	29.38	3	Horizontal	306	1.80	21.5	38.73	11.59	34.19

5.925-6.425GHz_802.11be EHT160_Nss1,(MCS0)_1TX

6185MHz_TX

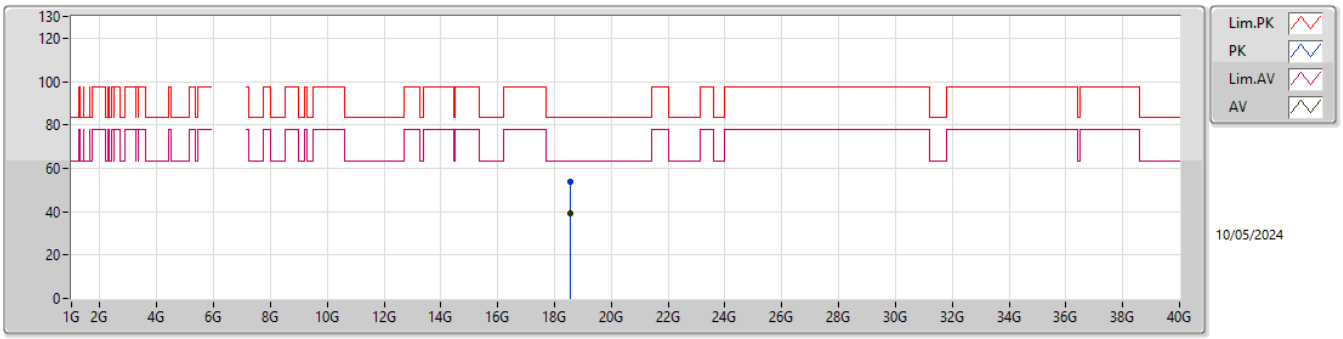

EUT Y_1TX
SET 25

Type	Freq	Level	Limit	Margin	Raw	Dist	Condition	Azimuth	Height	Comment	AF	CL	PA
	(Hz)	(dBuV/m)	(dBuV/m)	(dB)	(dBuV)	(m)		(°)	(m)		(dB)	(dB)	(dB)
PK	18.56107G	53.84	83.54	-29.70	50.51	1	Vertical	9	1.81	25	37.70	15.27	49.64
AV	18.56107G	39.20	63.54	-24.34	35.87	1	Vertical	9	1.81	25	37.70	15.27	49.64

5.925-6.425GHz_802.11be EHT160_Nss1,(MCS0)_1TX

6185MHz_TX

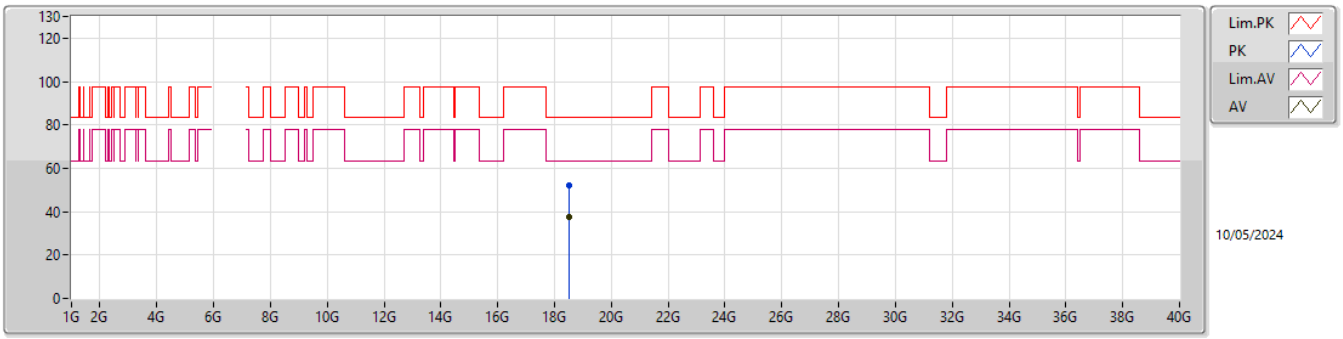

EUT Y_1TX
SET 25

Type	Freq	Level	Limit	Margin	Raw	Dist	Condition	Azimuth	Height	Comment	AF	CL	PA
	(Hz)	(dBuV/m)	(dBuV/m)	(dB)	(dBuV)	(m)		(°)	(m)		(dB)	(dB)	(dB)
PK	18.50513G	52.35	83.54	-31.19	48.88	1	Horizontal	42	1.80	25	37.88	15.27	49.68
AV	18.53422G	37.49	63.54	-26.05	34.12	1	Horizontal	42	1.80	25	37.76	15.27	49.66

5.925-6.425GHz_802.11be EHT160_Nss1,(MCS0)_1TX

6345MHz_TX

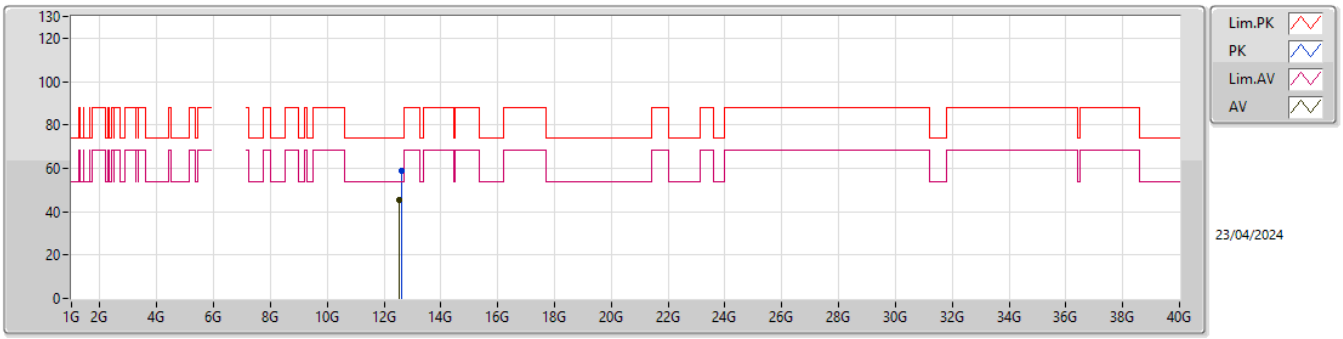

EUT Y_1TX
SET 21

Type	Freq	Level	Limit	Margin	Raw	Dist	Condition	Azimuth	Height	Comment	AF	CL	PA
	(Hz)	(dBuV/m)	(dBuV/m)	(dB)	(dBuV)	(m)		(°)	(m)		(dB)	(dB)	(dB)
PK	12.62351G	59.00	74.00	-15.00	42.39	3	Vertical	138	1.07	21	38.69	11.73	33.81
AV	12.53719G	45.63	54.00	-8.37	29.16	3	Vertical	138	1.07	21	38.70	11.70	33.93

5.925-6.425GHz_802.11be EHT160_Nss1,(MCS0)_1TX

6345MHz_TX

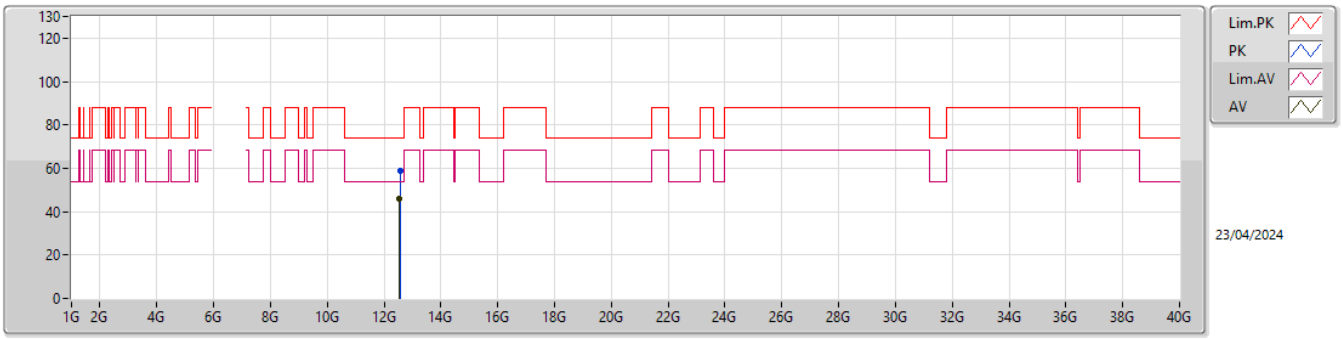

EUT Y_1TX
SET 21

Type	Freq	Level	Limit	Margin	Raw	Dist	Condition	Azimuth	Height	Comment	AF	CL	PA
	(Hz)	(dBuV/m)	(dBuV/m)	(dB)	(dBuV)	(m)		(°)	(m)		(dB)	(dB)	(dB)
PK	12.55957G	58.80	74.00	-15.20	42.31	3	Horizontal	16	1.80	21	38.68	11.71	33.90
AV	12.54007G	45.75	54.00	-8.25	29.28	3	Horizontal	16	1.80	21	38.70	11.70	33.93

5.925-6.425GHz_802.11be EHT160_Nss1,(MCS0)_1TX

6345MHz_TX

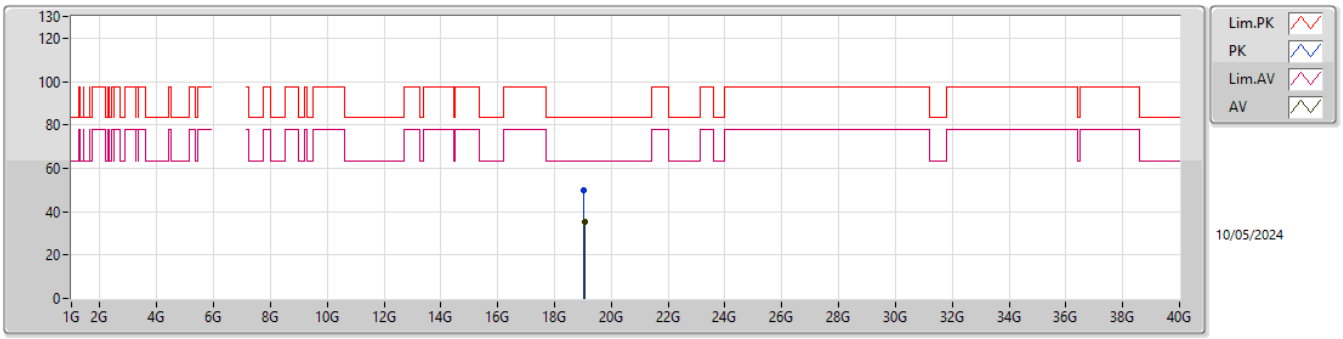

EUT Y_1TX
SET 25

Type	Freq	Level	Limit	Margin	Raw	Dist	Condition	Azimuth	Height	Comment	AF	CL	PA
	(Hz)	(dBuV/m)	(dBuV/m)	(dB)	(dBuV)	(m)		(°)	(m)		(dB)	(dB)	(dB)
PK	19.04139G	50.02	83.54	-33.52	46.24	1	Vertical	345	1.80	25	37.90	15.25	49.37
AV	19.08071G	35.42	63.54	-28.12	31.66	1	Vertical	345	1.80	25	37.90	15.25	49.39

5.925-6.425GHz_802.11be EHT160_Nss1,(MCS0)_1TX

6345MHz_TX

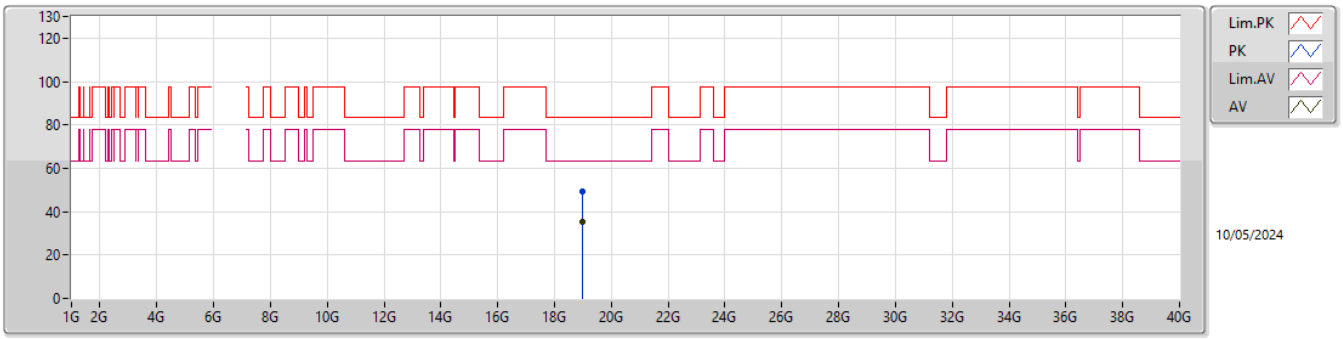

EUT Y_1TX
SET 25

Type	Freq	Level	Limit	Margin	Raw	Dist	Condition	Azimuth	Height	Comment	AF	CL	PA
	(Hz)	(dBuV/m)	(dBuV/m)	(dB)	(dBuV)	(m)		(°)	(m)		(dB)	(dB)	(dB)
PK	18.98385G	49.32	83.54	-34.22	45.55	1	Horizontal	1	1.80	25	37.87	15.25	49.35
AV	18.98065G	35.24	63.54	-28.30	31.48	1	Horizontal	1	1.80	25	37.86	15.25	49.35

6.425-6.525GHz_802.11be EHT160_Nss1,(MCS0)_1TX

6505MHz Straddle 6.425-6.525GHz_TX

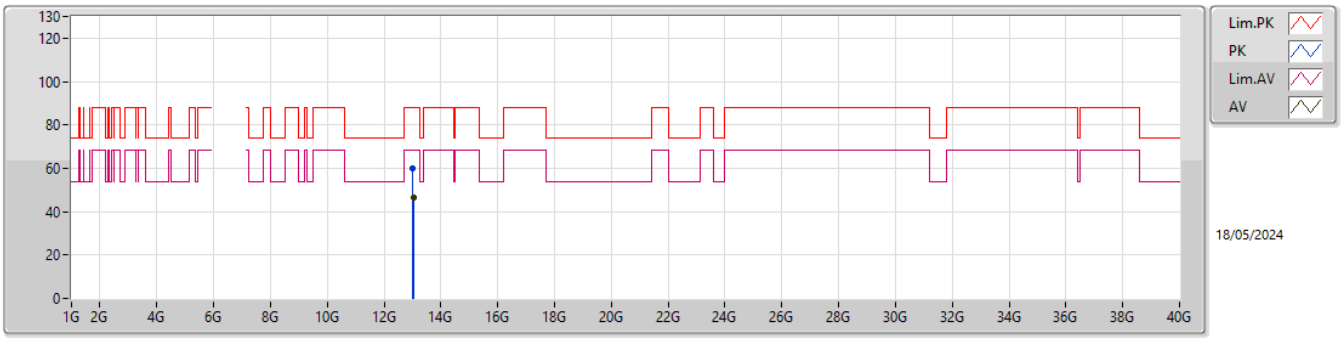

EUT Y_1TX
SET 23

Type	Freq	Level	Limit	Margin	Raw	Dist	Condition	Azimuth	Height	Comment	AF	CL	PA
	(Hz)	(dBuV/m)	(dBuV/m)	(dB)	(dBuV)	(m)		(°)	(m)		(dB)	(dB)	(dB)
PK	12.99721G	59.91	88.20	-28.29	42.05	3	Vertical	172	1.80	23	39.30	11.86	33.30
RMS	13.0311G	46.68	68.20	-21.52	28.71	3	Vertical	172	1.80	23	39.36	11.87	33.26

6.425-6.525GHz_802.11be EHT160_Nss1,(MCS0)_1TX

6505MHz Straddle 6.425-6.525GHz_TX

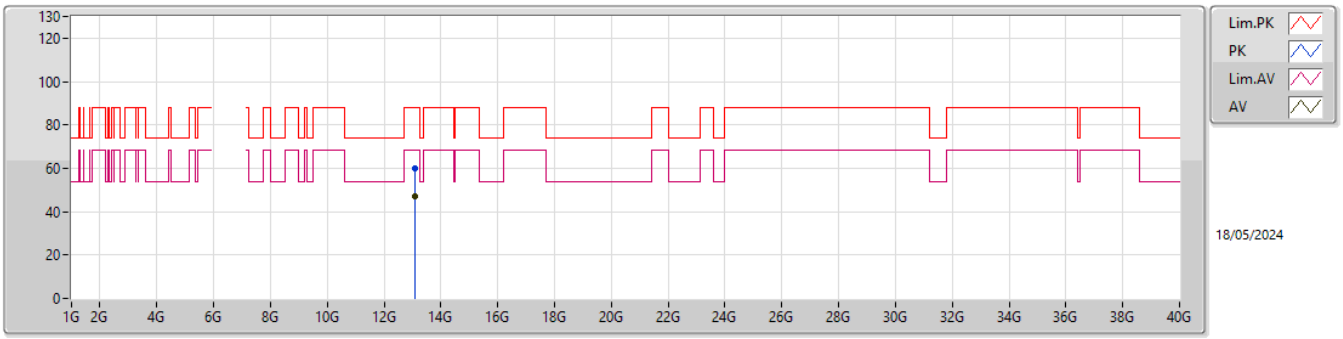

EUT Y_1TX
SET 23

Type	Freq	Level	Limit	Margin	Raw	Dist	Condition	Azimuth	Height	Comment	AF	CL	PA
	(Hz)	(dBuV/m)	(dBuV/m)	(dB)	(dBuV)	(m)		(°)	(m)		(dB)	(dB)	(dB)
PK	13.10942G	60.13	88.20	-28.07	41.80	3	Horizontal	300	2.34	23	39.60	11.90	33.17
RMS	13.07106G	46.86	68.20	-21.34	28.71	3	Horizontal	300	2.34	23	39.48	11.88	33.21

6.425-6.525GHz_802.11be EHT160_Nss1,(MCS0)_1TX

6505MHz Straddle 6.425-6.525GHz_TX

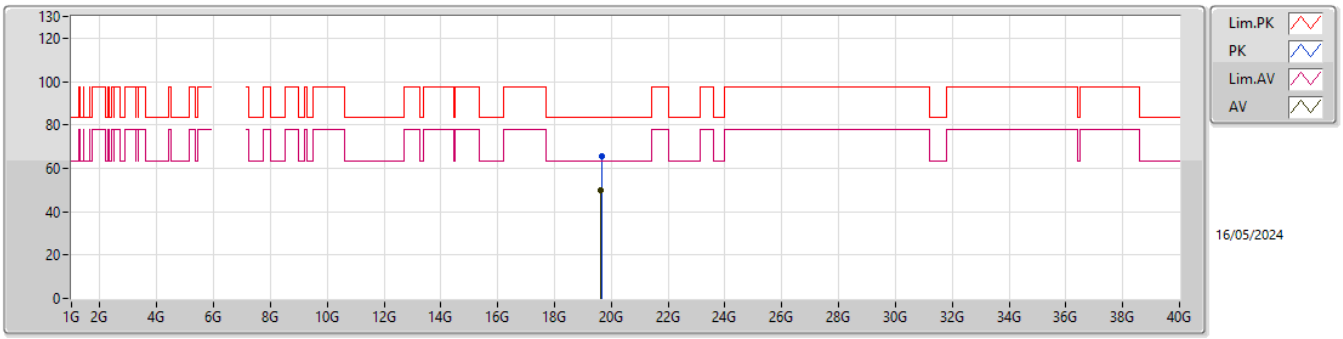

EUT Y_1TX
SET 25

Type	Freq	Level	Limit	Margin	Raw	Dist	Condition	Azimuth	Height	Comment	AF	CL	PA
	(Hz)	(dBuV/m)	(dBuV/m)	(dB)	(dBuV)	(m)		(°)	(m)		(dB)	(dB)	(dB)
PK	19.64575G	65.59	83.54	-17.95	61.86	1	Vertical	332	1.80	25	38.07	15.22	49.56
AV	19.63456G	49.82	63.54	-13.72	46.16	1	Vertical	332	1.80	25	38.01	15.22	49.57

6.425-6.525GHz_802.11be EHT160_Nss1,(MCS0)_1TX

6505MHz Straddle 6.425-6.525GHz_TX

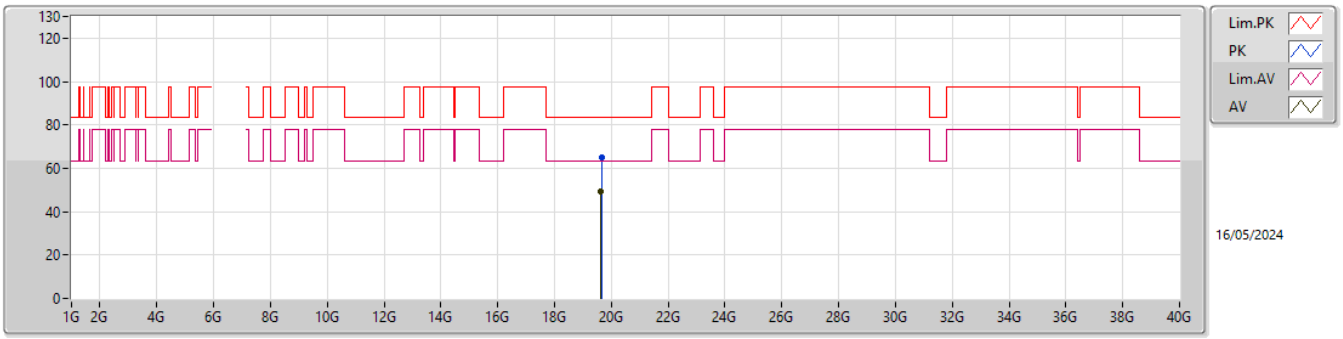

EUT Y_1TX
SET 25

Type	Freq	Level	Limit	Margin	Raw	Dist	Condition	Azimuth	Height	Comment	AF	CL	PA
	(Hz)	(dBuV/m)	(dBuV/m)	(dB)	(dBuV)	(m)		(°)	(m)		(dB)	(dB)	(dB)
PK	19.65054G	64.85	83.54	-18.69	61.09	1	Horizontal	330	1.53	25	38.10	15.22	49.56
AV	19.63584G	49.19	63.54	-14.35	45.52	1	Horizontal	330	1.53	25	38.02	15.22	49.57

6.525-6.875GHz_802.11be EHT160_Nss1,(MCS0)_1TX

6665MHz_TX

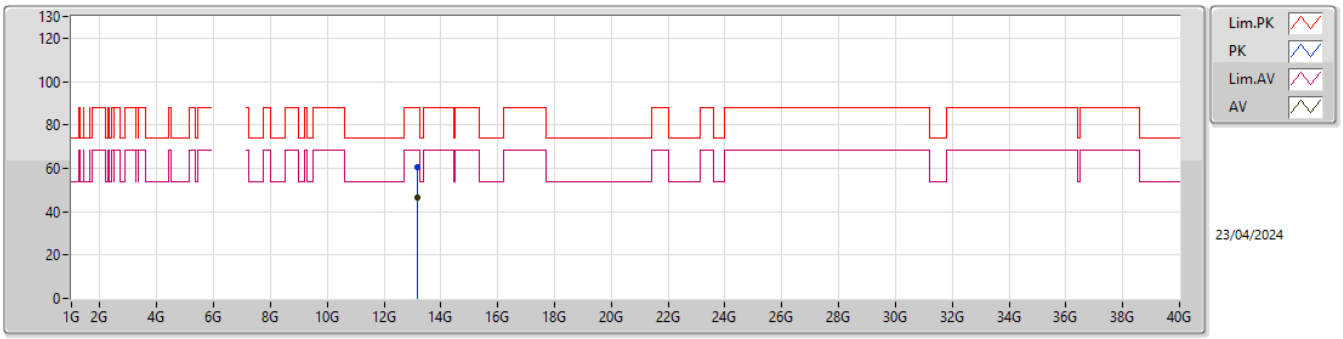

EUT Y_1TX
SET 23

Type	Freq	Level	Limit	Margin	Raw	Dist	Condition	Azimuth	Height	Comment	AF	CL	PA
	(Hz)	(dBuV/m)	(dBuV/m)	(dB)	(dBuV)	(m)		(°)	(m)		(dB)	(dB)	(dB)
PK	13.18643G	60.41	88.20	-27.79	41.90	3	Vertical	340	1.80	23	39.67	11.92	33.08
RMS	13.17304G	46.38	68.20	-21.82	27.90	3	Vertical	340	1.80	23	39.65	11.92	33.09

6.525-6.875GHz_802.11be EHT160_Nss1,(MCS0)_1TX

6665MHz_TX

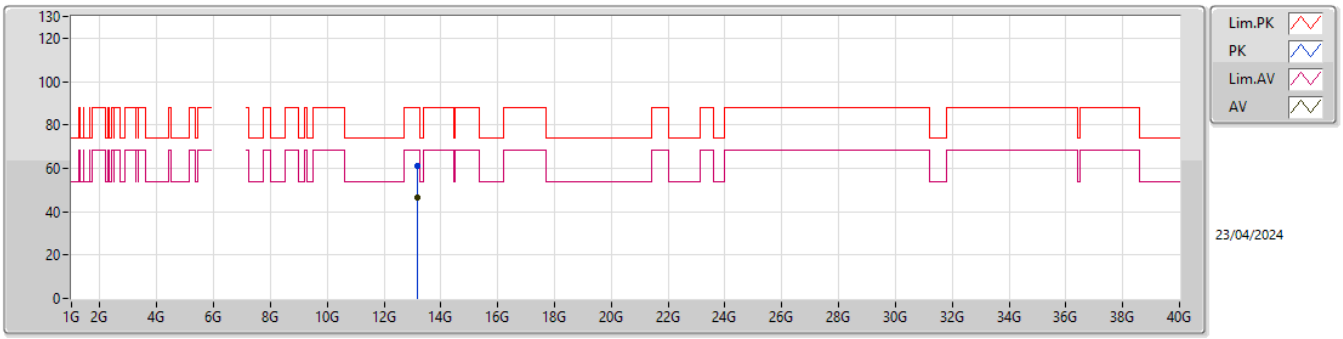

EUT Y_1TX
SET 23

Type	Freq	Level	Limit	Margin	Raw	Dist	Condition	Azimuth	Height	Comment	AF	CL	PA
	(Hz)	(dBuV/m)	(dBuV/m)	(dB)	(dBuV)	(m)		(°)	(m)		(dB)	(dB)	(dB)
PK	13.18256G	60.84	88.20	-27.36	42.33	3	Horizontal	266	1.05	23	39.67	11.92	33.08
RMS	13.17368G	46.39	68.20	-21.81	27.91	3	Horizontal	266	1.05	23	39.65	11.92	33.09

6.525-6.875GHz_802.11be EHT160_Nss1,(MCS0)_1TX

6665MHz_TX

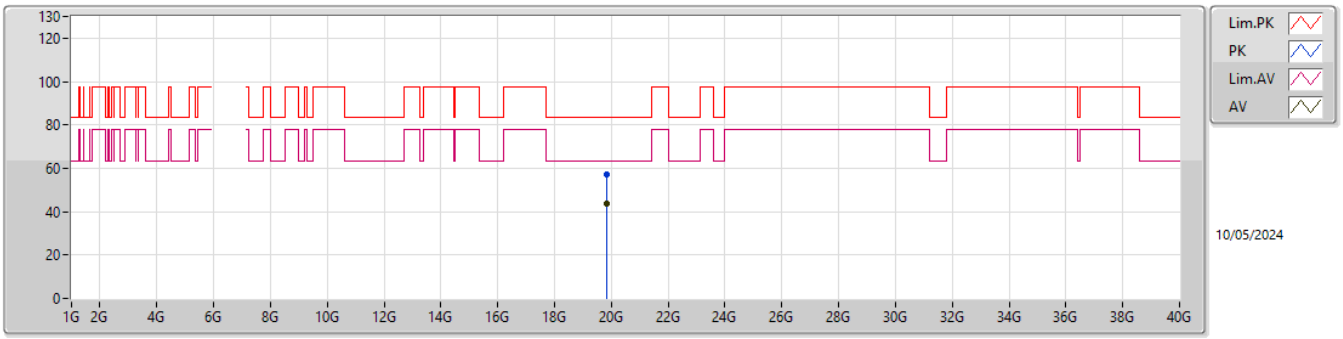

EUT Y_1TX
SET 25

Type	Freq	Level	Limit	Margin	Raw	Dist	Condition	Azimuth	Height	Comment	AF	CL	PA
	(Hz)	(dBuV/m)	(dBuV/m)	(dB)	(dBuV)	(m)		(°)	(m)		(dB)	(dB)	(dB)
PK	19.83516G	57.04	83.54	-26.50	53.49	1	Vertical	324	1.74	25	37.75	15.21	49.41
AV	19.83516G	43.61	63.54	-19.93	40.06	1	Vertical	324	1.74	25	37.75	15.21	49.41

6.525-6.875GHz_802.11be EHT160_Nss1,(MCS0)_1TX

6665MHz_TX

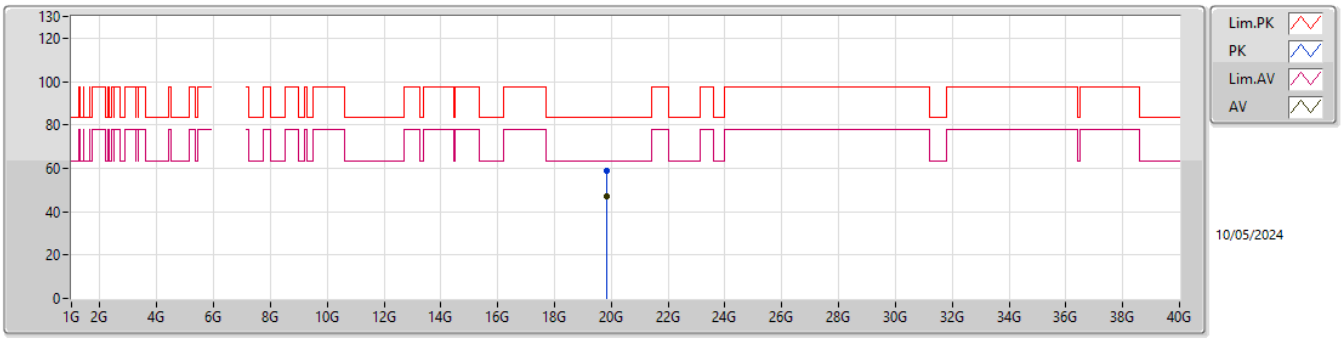

EUT Y_1TX
SET 25

Type	Freq	Level	Limit	Margin	Raw	Dist	Condition	Azimuth	Height	Comment	AF	CL	PA
	(Hz)	(dBuV/m)	(dBuV/m)	(dB)	(dBuV)	(m)		(°)	(m)		(dB)	(dB)	(dB)
PK	19.8358G	58.74	83.54	-24.80	55.19	1	Horizontal	338	1.80	25	37.74	15.21	49.40
AV	19.83548G	46.83	63.54	-16.71	43.27	1	Horizontal	338	1.80	25	37.75	15.21	49.40

6.525-6.875GHz_802.11be EHT160_Nss1,(MCS0)_1TX

6825MHz Straddle 6.525-6.875GHz_TX

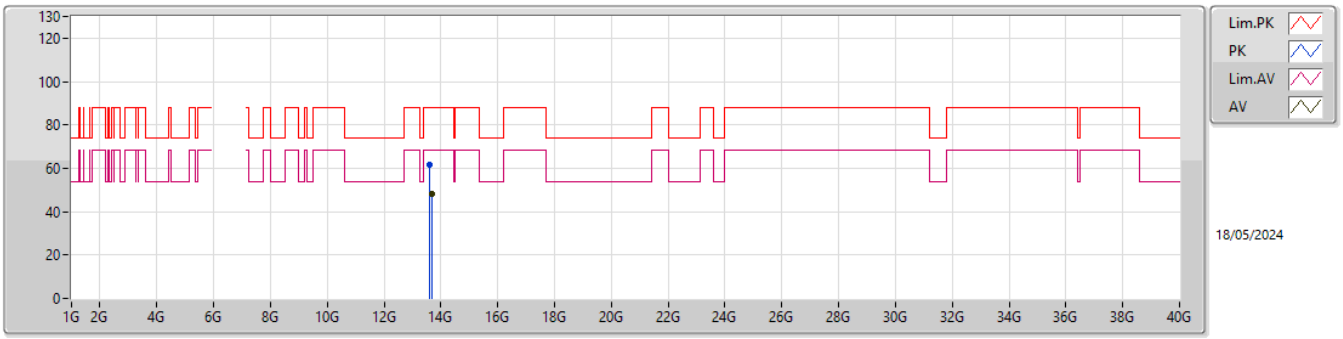

EUT Y_1TX
SET 21.5

Type	Freq	Level	Limit	Margin	Raw	Dist	Condition	Azimuth	Height	Comment	AF	CL	PA
	(Hz)	(dBuV/m)	(dBuV/m)	(dB)	(dBuV)	(m)		(°)	(m)		(dB)	(dB)	(dB)
PK	13.6078G	61.88	88.20	-26.32	42.09	3	Vertical	3	1.80	21.5	40.40	12.07	32.68
RMS	13.69252G	48.02	68.20	-20.18	28.18	3	Vertical	3	1.80	21.5	40.40	12.10	32.66

6.525-6.875GHz_802.11be EHT160_Nss1,(MCS0)_1TX

6825MHz Straddle 6.525-6.875GHz_TX

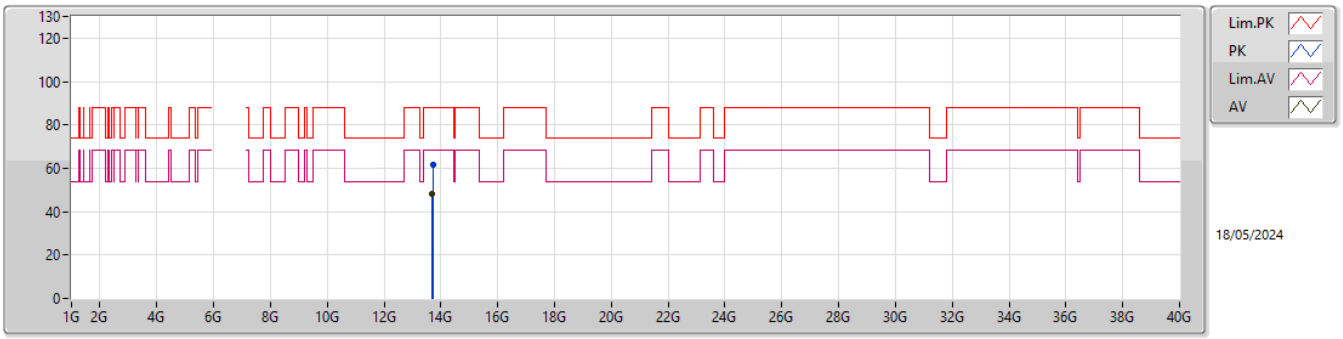

EUT Y_1TX
SET 21.5

Type	Freq	Level	Limit	Margin	Raw	Dist	Condition	Azimuth	Height	Comment	AF	CL	PA
	(Hz)	(dBuV/m)	(dBuV/m)	(dB)	(dBuV)	(m)		(°)	(m)		(dB)	(dB)	(dB)
PK	13.72992G	61.89	88.20	-26.31	41.91	3	Horizontal	238	2.94	21.5	40.52	12.11	32.65
RMS	13.70307G	48.03	68.20	-20.17	28.18	3	Horizontal	238	2.94	21.5	40.41	12.10	32.66

6.525-6.875GHz_802.11be EHT160_Nss1,(MCS0)_1TX

6825MHz Straddle 6.525-6.875GHz_TX

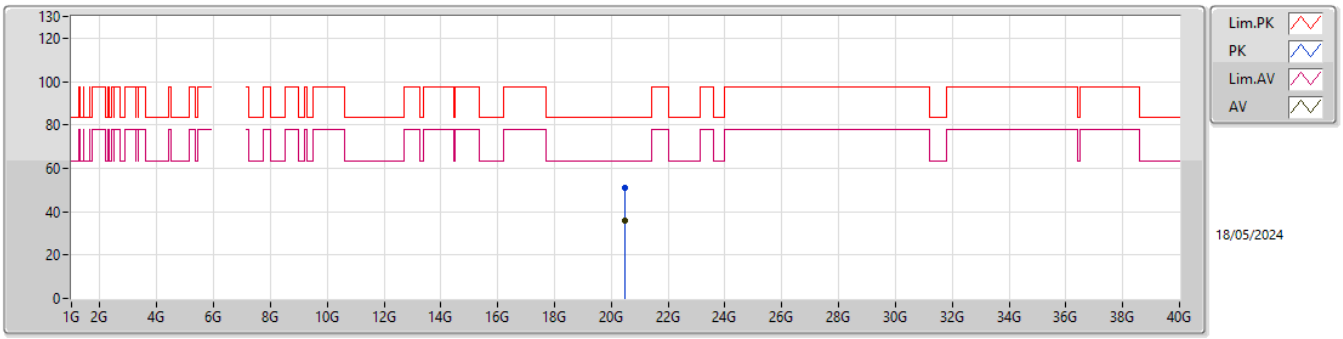

EUT Y_1TX
SET 25
01-S-C-6

Type	Freq	Level	Limit	Margin	Raw	Dist	Condition	Azimuth	Height	Comment	AF	CL	PA
	(Hz)	(dBuV/m)	(dBuV/m)	(dB)	(dBuV)	(m)		(°)	(m)		(dB)	(dB)	(dB)
PK	20.48138G	51.16	83.54	-32.38	46.96	1	Vertical	357	1.92	-	37.75	15.59	49.14
AV	20.49392G	36.07	63.54	-27.47	31.96	1	Vertical	357	1.92	-	37.65	15.60	49.14

6.525-6.875GHz_802.11be EHT160_Nss1,(MCS0)_1TX

6825MHz Straddle 6.525-6.875GHz_TX

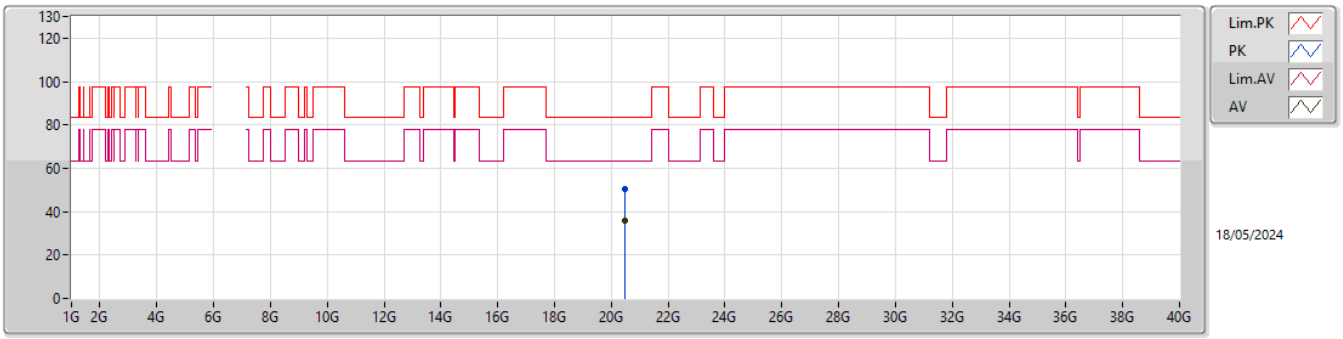

EUT Y_1TX
SET 25
01-S-C-6

Type	Freq	Level	Limit	Margin	Raw	Dist	Condition	Azimuth	Height	Comment	AF	CL	PA
	(Hz)	(dBuV/m)	(dBuV/m)	(dB)	(dBuV)	(m)		(°)	(m)		(dB)	(dB)	(dB)
PK	20.48138G	50.32	83.54	-33.22	46.12	1	Horizontal	337	1.52	-	37.75	15.59	49.14
AV	20.4948G	36.12	63.54	-27.42	32.02	1	Horizontal	337	1.52	-	37.64	15.60	49.14

6.875-7.125GHz_802.11be EHT160_Nss1,(MCS0)_1TX

6985MHz_TX

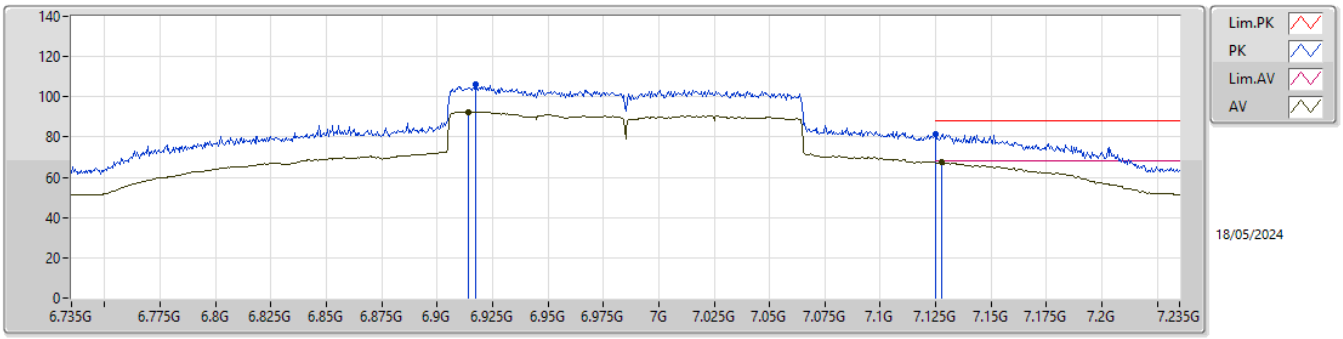

EUT Y_1TX
SET 23.5
25\20\22.5\23.5\24\23.5
-4.66\17.20\5.25\0.91\-1.79\0.80

Type	Freq	Level	Limit	Margin	Raw	Dist	Condition	Azimuth	Height	Comment	AF	CL	PA
	(Hz)	(dBuV/m)	(dBuV/m)	(dB)	(dBuV)	(m)		(°)	(m)		(dB)	(dB)	(dB)
PK	6.9175G	106.20	Inf	-Inf	96.45	3	Vertical	340	2.10	23.5	35.30	6.29	31.84
RMS	6.914G	92.51	Inf	-Inf	82.76	3	Vertical	340	2.10	23.5	35.30	6.29	31.84
PK	7.125G	81.57	88.20	-6.63	71.62	3	Vertical	340	2.10	23.5	35.55	6.41	32.01
RMS	7.1275G	67.40	68.20	-0.80	57.43	3	Vertical	340	2.10	23.5	35.57	6.41	32.01

6.875-7.125GHz_802.11be EHT160_Nss1,(MCS0)_1TX

6985MHz_TX

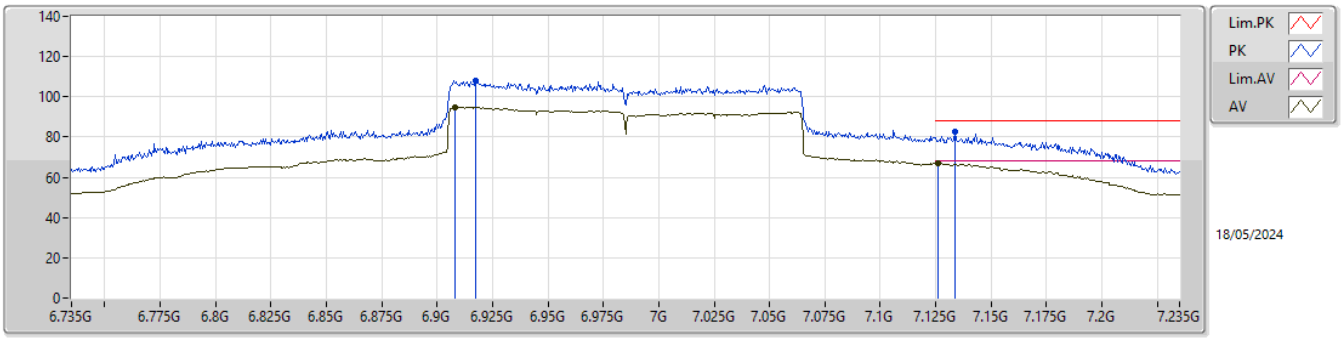

EUT Y_1TX
SET 22.5
23.5\20\21.5\22\23\22.5
-3.37\14.98\6.59\3.70\-1.06\1.39

Type	Freq	Level	Limit	Margin	Raw	Dist	Condition	Azimuth	Height	Comment	AF	CL	PA
	(Hz)	(dBuV/m)	(dBuV/m)	(dB)	(dBuV)	(m)		(°)	(m)		(dB)	(dB)	(dB)
PK	6.9175G	107.86	Inf	-Inf	98.11	3	Horizontal	330	2.39	22.5	35.30	6.29	31.84
RMS	6.908G	94.83	Inf	-Inf	85.07	3	Horizontal	330	2.39	22.5	35.30	6.29	31.83
PK	7.1335G	82.56	88.20	-5.64	72.55	3	Horizontal	330	2.39	22.5	35.60	6.42	32.01
RMS	7.126G	66.81	68.20	-1.39	56.85	3	Horizontal	330	2.39	22.5	35.56	6.41	32.01

6.875-7.125GHz_802.11be EHT160_Nss1,(MCS0)_1TX

6985MHz_TX

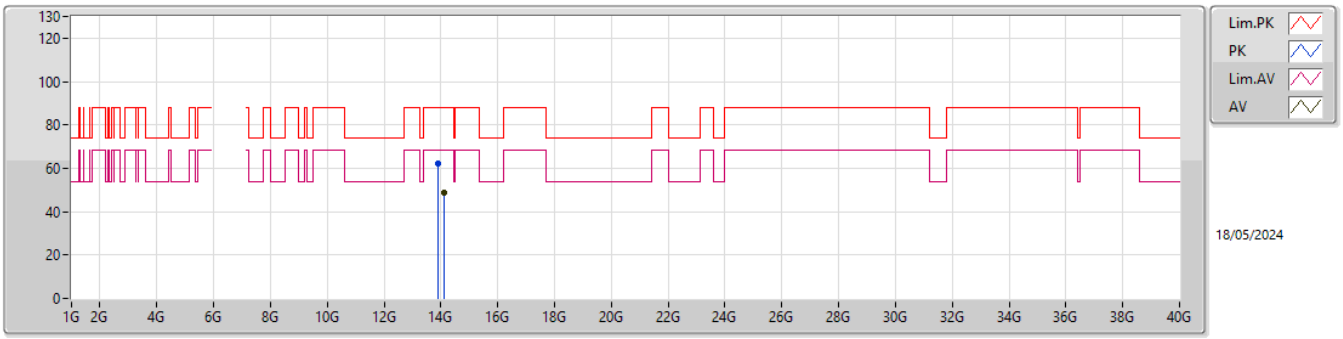

EUT Y_1TX
SET 22.5

Type	Freq	Level	Limit	Margin	Raw	Dist	Condition	Azimuth	Height	Comment	AF	CL	PA
	(Hz)	(dBuV/m)	(dBuV/m)	(dB)	(dBuV)	(m)		(°)	(m)		(dB)	(dB)	(dB)
PK	13.90447G	62.12	88.20	-26.08	41.66	3	Vertical	60	1.80	22.5	40.91	12.17	32.62
RMS	14.1292G	48.94	68.20	-19.26	27.94	3	Vertical	60	1.80	22.5	41.42	12.24	32.66

6.875-7.125GHz_802.11be EHT160_Nss1,(MCS0)_1TX

6985MHz_TX

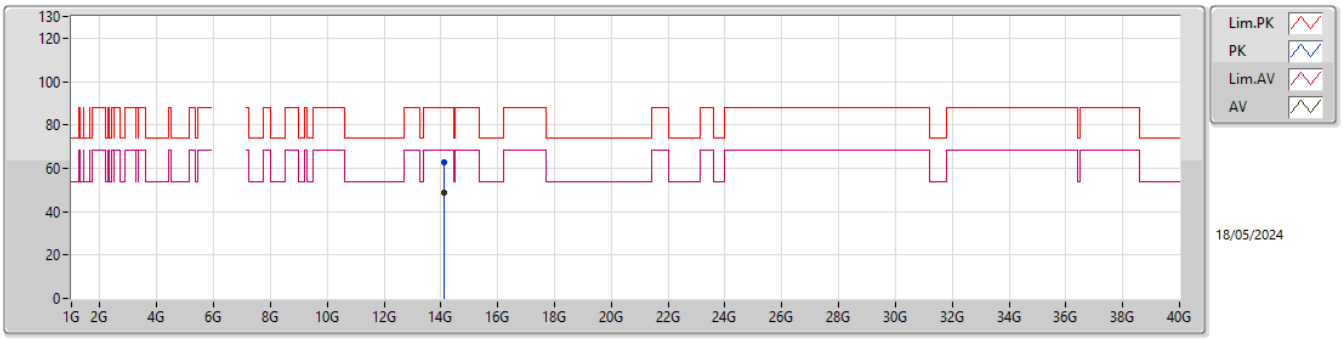

EUT Y_1TX
SET 22.5

Type	Freq	Level	Limit	Margin	Raw	Dist	Condition	Azimuth	Height	Comment	AF	CL	PA
	(Hz)	(dBuV/m)	(dBuV/m)	(dB)	(dBuV)	(m)		(°)	(m)		(dB)	(dB)	(dB)
PK	14.12824G	62.51	88.20	-25.69	41.52	3	Horizontal	215	1.80	22.5	41.41	12.24	32.66
RMS	14.11929G	48.88	68.20	-19.32	27.91	3	Horizontal	215	1.80	22.5	41.38	12.24	32.65

6.875-7.125GHz_802.11be EHT160_Nss1,(MCS0)_1TX

6985MHz_TX

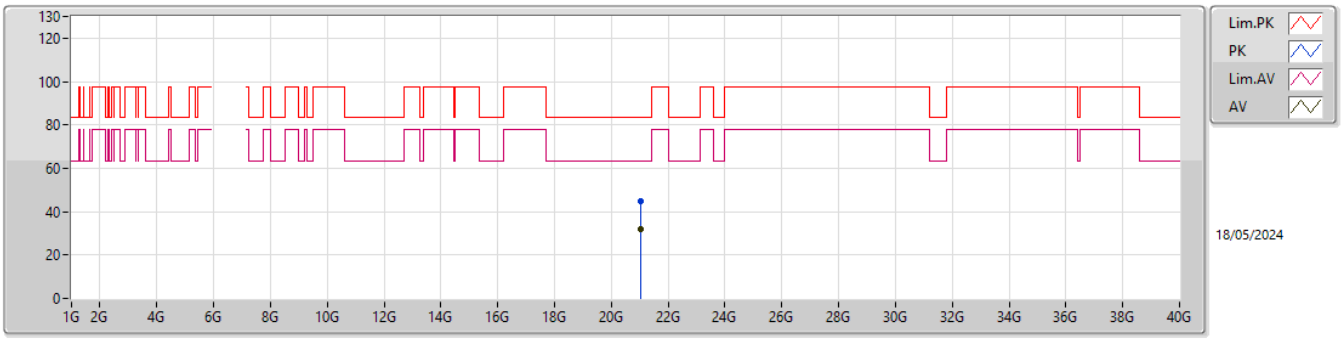

EUT Y_1TX
SET 25
01-S-C-6

Type	Freq	Level	Limit	Margin	Raw	Dist	Condition	Azimuth	Height	Comment	AF	CL	PA
	(Hz)	(dBuV/m)	(dBuV/m)	(dB)	(dBuV)	(m)		(°)	(m)		(dB)	(dB)	(dB)
PK	21.0441G	45.07	83.54	-38.47	39.56	1	Vertical	128	1.80	-	38.34	16.04	48.87
AV	21.04982G	31.70	63.54	-31.84	26.13	1	Vertical	128	1.80	-	38.40	16.04	48.87

6.875-7.125GHz_802.11be EHT160_Nss1,(MCS0)_1TX

6985MHz_TX

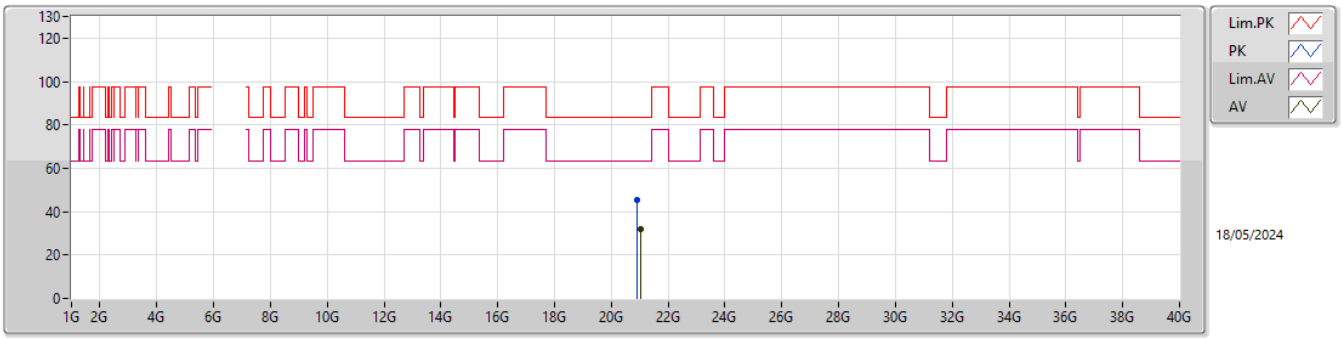

EUT Y_1TX
SET 25
01-S-C-6

Type	Freq	Level	Limit	Margin	Raw	Dist	Condition	Azimuth	Height	Comment	AF	CL	PA
	(Hz)	(dBuV/m)	(dBuV/m)	(dB)	(dBuV)	(m)		(°)	(m)		(dB)	(dB)	(dB)
PK	20.89626G	45.49	83.54	-38.05	40.39	1	Horizontal	134	1.75	-	38.11	15.92	48.93
AV	21.05004G	31.77	63.54	-31.77	26.20	1	Horizontal	134	1.75	-	38.40	16.04	48.87

5.925-6.425GHz_802.11be EHT320_Nss1,(MCS0)_1TX

6105MHz_TX

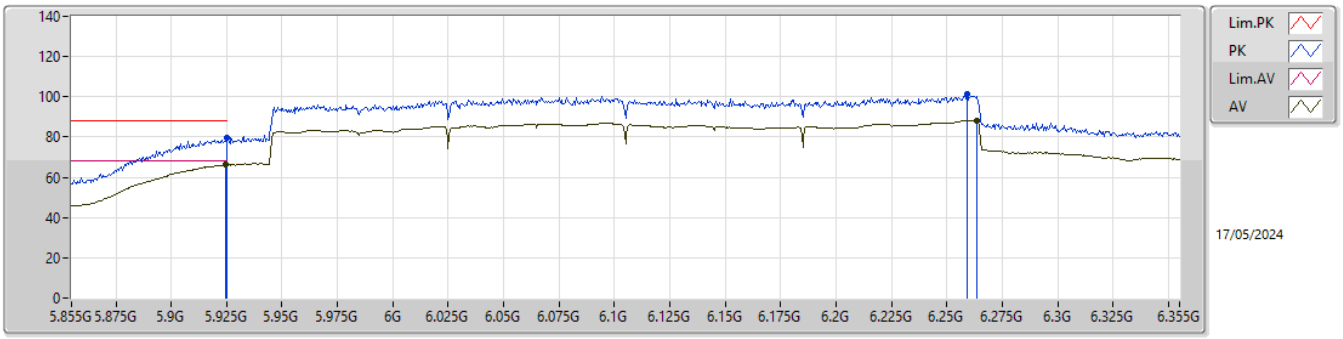

EUT Y_1TX
SET 23.5
25\24\23.5
-0.82\-0.10\2.08

Type	Freq	Level	Limit	Margin	Raw	Dist	Condition	Azimuth	Height	Comment	AF	CL	PA
	(Hz)	(dBuV/m)	(dBuV/m)	(dB)	(dBuV)	(m)		(°)	(m)		(dB)	(dB)	(dB)
PK	5.925G	79.44	88.20	-8.76	70.63	3	Vertical	321	2.06	23.5	34.20	5.77	31.16
RMS	5.9245G	66.12	68.20	-2.08	57.31	3	Vertical	321	2.06	23.5	34.20	5.77	31.16
PK	6.259G	101.11	Inf	-Inf	91.89	3	Vertical	321	2.06	23.5	34.58	5.92	31.28
RMS	6.2635G	88.27	Inf	-Inf	79.06	3	Vertical	321	2.06	23.5	34.57	5.92	31.28

5.925-6.425GHz_802.11be EHT320_Nss1,(MCS0)_1TX

6105MHz_TX

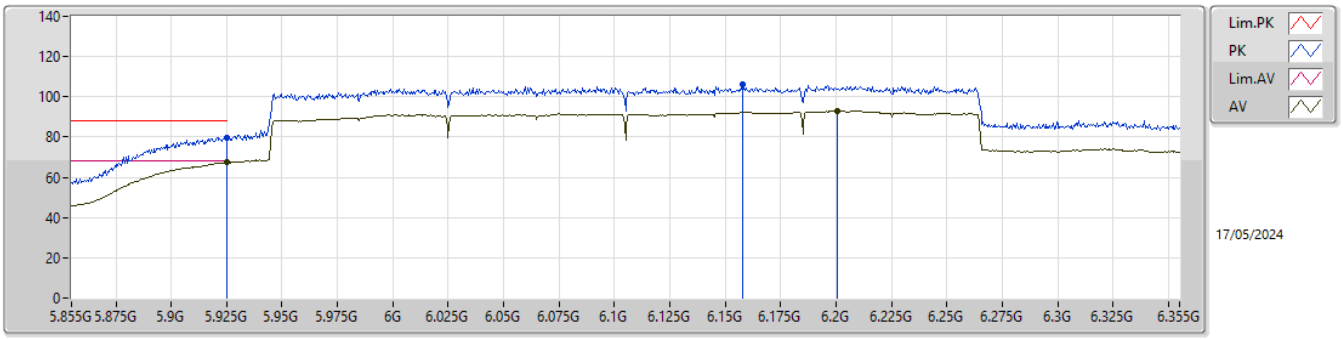

EUT Y_1TX
SET 22.5
23.5\19\21\22\22.5\23\22.5
-4.01\17.93\9.52\3.27\0.89\-2.26\0.86

Type	Freq	Level	Limit	Margin	Raw	Dist	Condition	Azimuth	Height	Comment	AF	CL	PA
	(Hz)	(dBuV/m)	(dBuV/m)	(dB)	(dBuV)	(m)		(°)	(m)		(dB)	(dB)	(dB)
PK	5.925G	79.83	88.20	-8.37	71.02	3	Horizontal	342	2.53	22.5	34.20	5.77	31.16
RMS	5.925G	67.34	68.20	-0.86	58.53	3	Horizontal	342	2.53	22.5	34.20	5.77	31.16
PK	6.158G	106.04	Inf	-Inf	96.79	3	Horizontal	342	2.53	22.5	34.60	5.89	31.24
RMS	6.2005G	92.87	Inf	-Inf	83.63	3	Horizontal	342	2.53	22.5	34.60	5.90	31.26

5.925-6.425GHz_802.11be EHT320_Nss1,(MCS0)_1TX

6105MHz_TX

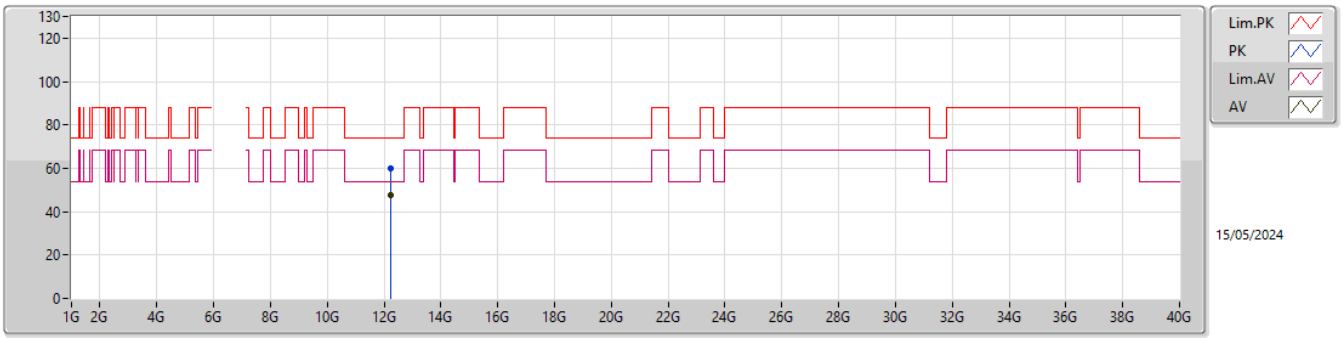

EUT Y_1TX
SET 22.5

Type	Freq	Level	Limit	Margin	Raw	Dist	Condition	Azimuth	Height	Comment	AF	CL	PA
	(Hz)	(dBuV/m)	(dBuV/m)	(dB)	(dBuV)	(m)		(°)	(m)		(dB)	(dB)	(dB)
PK	12.21446G	59.96	74.00	-14.04	41.90	3	Vertical	41	2.57	-	39.10	11.20	32.24
AV	12.21357G	47.49	54.00	-6.51	29.43	3	Vertical	41	2.57	-	39.10	11.20	32.24

5.925-6.425GHz_802.11be EHT320_Nss1,(MCS0)_1TX

6105MHz_TX

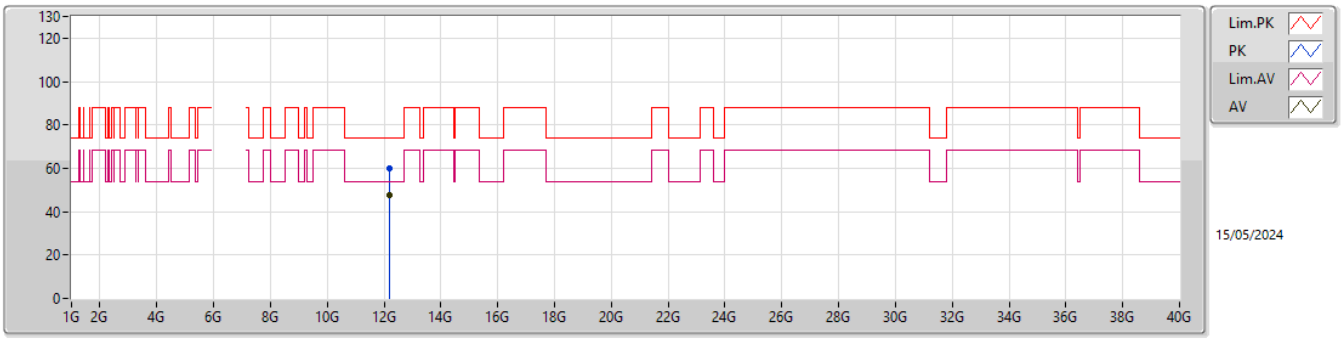

EUT Y_1TX
SET 22.5

Type	Freq	Level	Limit	Margin	Raw	Dist	Condition	Azimuth	Height	Comment	AF	CL	PA
	(Hz)	(dBuV/m)	(dBuV/m)	(dB)	(dBuV)	(m)		(°)	(m)		(dB)	(dB)	(dB)
PK	12.20896G	60.15	74.00	-13.85	42.10	3	Horizontal	343	2.40	-	39.10	11.20	32.25
AV	12.20801G	47.48	54.00	-6.52	29.43	3	Horizontal	343	2.40	-	39.10	11.20	32.25

5.925-6.425GHz_802.11be EHT320_Nss1,(MCS0)_1TX

6105MHz_TX

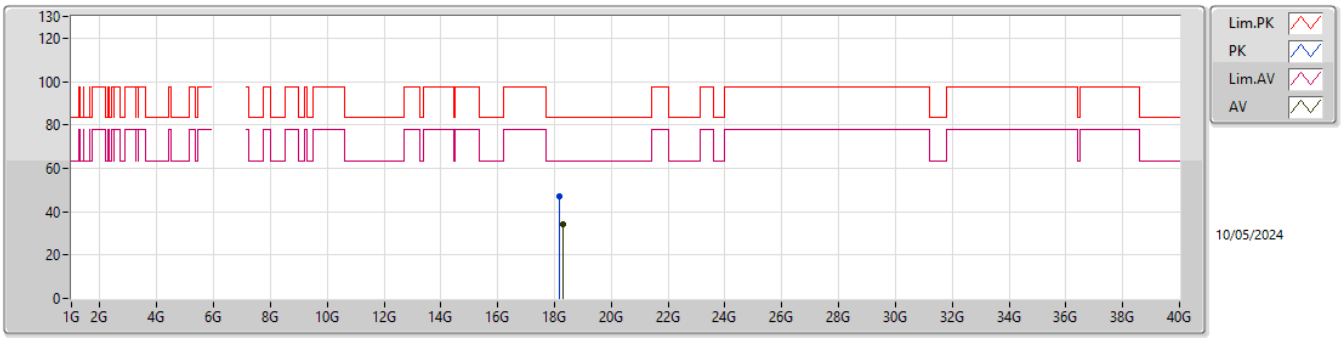

EUT Y_1TX
SET 25

Type	Freq	Level	Limit	Margin	Raw	Dist	Condition	Azimuth	Height	Comment	AF	CL	PA
	(Hz)	(dBuV/m)	(dBuV/m)	(dB)	(dBuV)	(m)		(°)	(m)		(dB)	(dB)	(dB)
PK	18.17306G	46.81	83.54	-36.73	43.33	1	Vertical	218	1.80	25	37.71	15.29	49.52
AV	18.31756G	34.03	63.54	-29.51	30.84	1	Vertical	218	1.80	25	37.50	15.28	49.59

5.925-6.425GHz_802.11be EHT320_Nss1,(MCS0)_1TX

6105MHz_TX

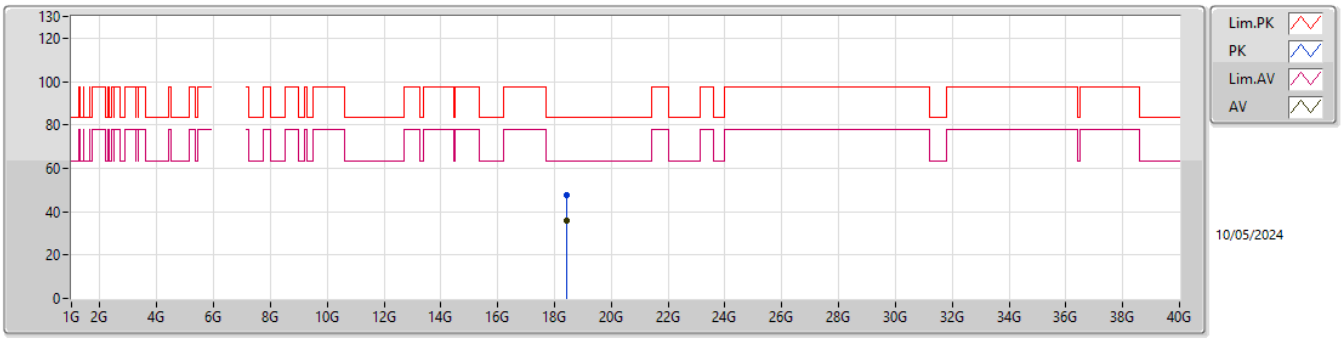

EUT Y_1TX
SET 25

Type	Freq	Level	Limit	Margin	Raw	Dist	Condition	Azimuth	Height	Comment	AF	CL	PA
	(Hz)	(dBuV/m)	(dBuV/m)	(dB)	(dBuV)	(m)		(°)	(m)		(dB)	(dB)	(dB)
PK	18.42625G	47.84	83.54	-35.70	44.45	1	Horizontal	39	1.80	25	37.75	15.28	49.64
AV	18.42177G	35.85	63.54	-27.69	32.45	1	Horizontal	39	1.80	25	37.76	15.28	49.64

5.925-6.425GHz_802.11be EHT320_Nss1,(MCS0)_1TX

6265MHz_TX

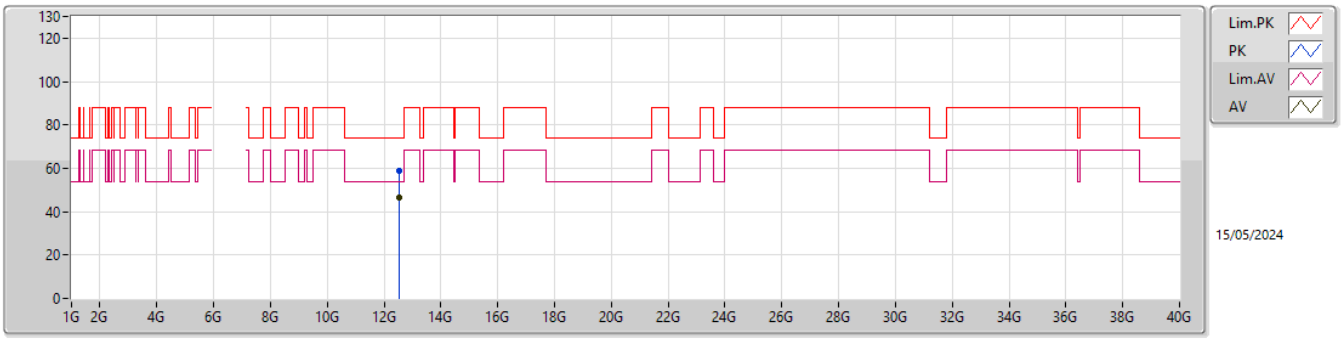

EUT Y_1TX
SET 25

Type	Freq	Level	Limit	Margin	Raw	Dist	Condition	Azimuth	Height	Comment	AF	CL	PA
	(Hz)	(dBuV/m)	(dBuV/m)	(dB)	(dBuV)	(m)		(°)	(m)		(dB)	(dB)	(dB)
PK	12.52956G	58.67	74.00	-15.33	40.77	3	Vertical	301	1.99	-	38.50	11.32	31.92
AV	12.53446G	46.59	54.00	-7.41	28.68	3	Vertical	301	1.99	-	38.50	11.32	31.91

5.925-6.425GHz_802.11be EHT320_Nss1,(MCS0)_1TX

6265MHz_TX

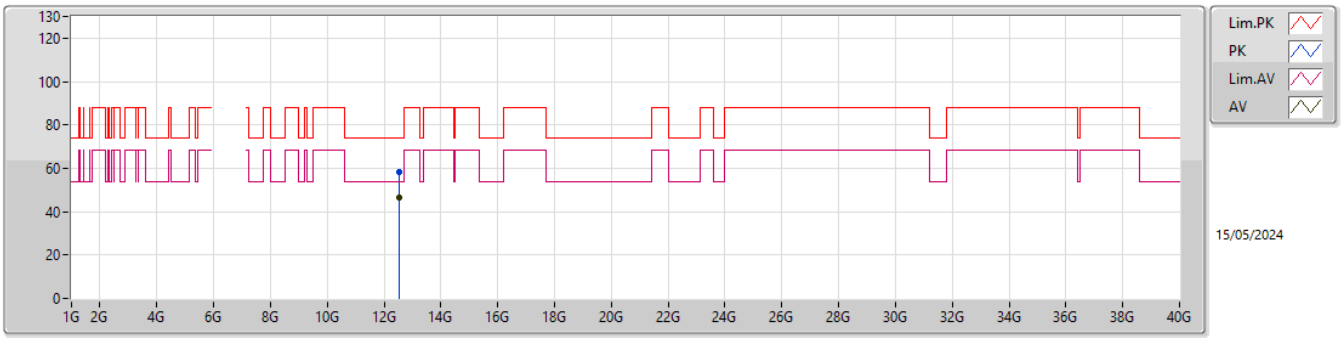

EUT Y_1TX
SET 25

Type	Freq	Level	Limit	Margin	Raw	Dist	Condition	Azimuth	Height	Comment	AF	CL	PA
	(Hz)	(dBuV/m)	(dBuV/m)	(dB)	(dBuV)	(m)		(°)	(m)		(dB)	(dB)	(dB)
PK	12.52712G	58.54	74.00	-15.46	40.64	3	Horizontal	265	1.91	-	38.50	11.32	31.92
AV	12.53424G	46.59	54.00	-7.41	28.68	3	Horizontal	265	1.91	-	38.50	11.32	31.91

5.925-6.425GHz_802.11be EHT320_Nss1,(MCS0)_1TX

6265MHz_TX

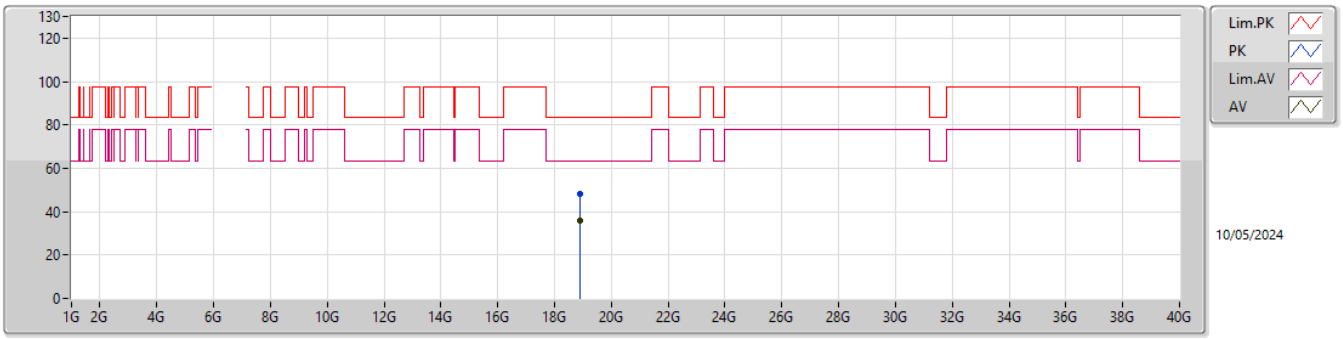

EUT Y_1TX
SET 25

Type	Freq	Level	Limit	Margin	Raw	Dist	Condition	Azimuth	Height	Comment	AF	CL	PA
	(Hz)	(dBuV/m)	(dBuV/m)	(dB)	(dBuV)	(m)		(°)	(m)		(dB)	(dB)	(dB)
PK	18.88707G	48.20	83.54	-35.34	44.29	1	Vertical	360	1.80	25	38.07	15.26	49.42
AV	18.90369G	36.14	63.54	-27.40	32.22	1	Vertical	360	1.80	25	38.08	15.25	49.41

5.925-6.425GHz_802.11be EHT320_Nss1,(MCS0)_1TX

6265MHz_TX

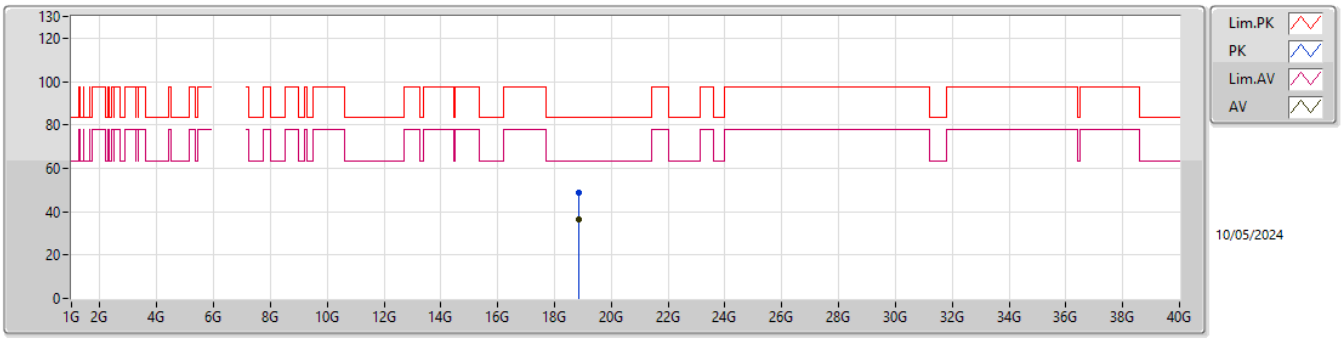

EUT Y_1TX
SET 25

Type	Freq	Level	Limit	Margin	Raw	Dist	Condition	Azimuth	Height	Comment	AF	CL	PA
	(Hz)	(dBuV/m)	(dBuV/m)	(dB)	(dBuV)	(m)		(°)	(m)		(dB)	(dB)	(dB)
PK	18.87172G	48.74	83.54	-34.80	44.87	1	Horizontal	39	1.66	25	38.04	15.26	49.43
AV	18.87364G	36.60	63.54	-26.94	32.72	1	Horizontal	39	1.66	25	38.05	15.26	49.43

5.925-6.425GHz_802.11be EHT320_Nss1,(MCS0)_1TX

6425MHz Straddle 5.925-6.425GHz_TX

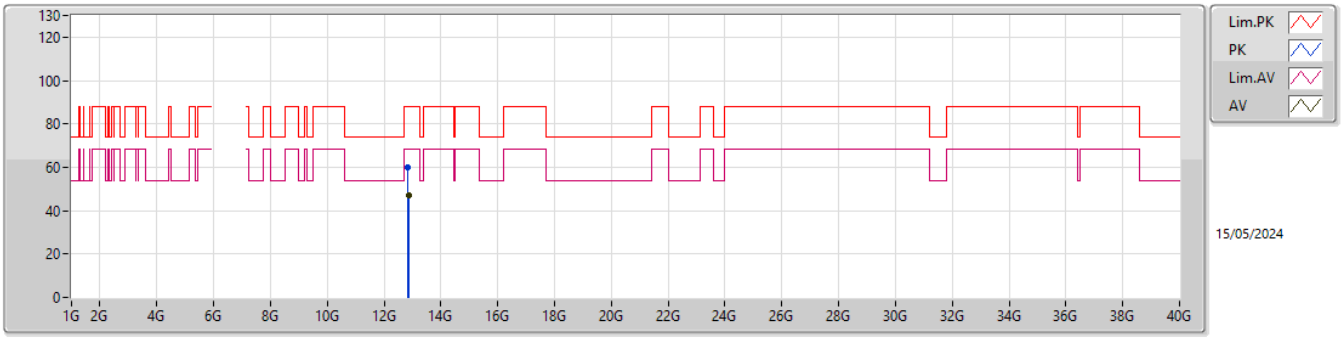

EUT Y_1TX
SET 25

Type	Freq	Level	Limit	Margin	Raw	Dist	Condition	Azimuth	Height	Comment	AF	CL	PA
	(Hz)	(dBuV/m)	(dBuV/m)	(dB)	(dBuV)	(m)		(°)	(m)		(dB)	(dB)	(dB)
PK	12.85258G	59.82	88.20	-28.38	40.44	3	Vertical	231	2.65	-	39.30	11.44	31.36
RMS	12.85448G	47.11	68.20	-21.09	27.73	3	Vertical	231	2.65	-	39.30	11.44	31.36

5.925-6.425GHz_802.11be EHT320_Nss1,(MCS0)_1TX

6425MHz Straddle 5.925-6.425GHz_TX

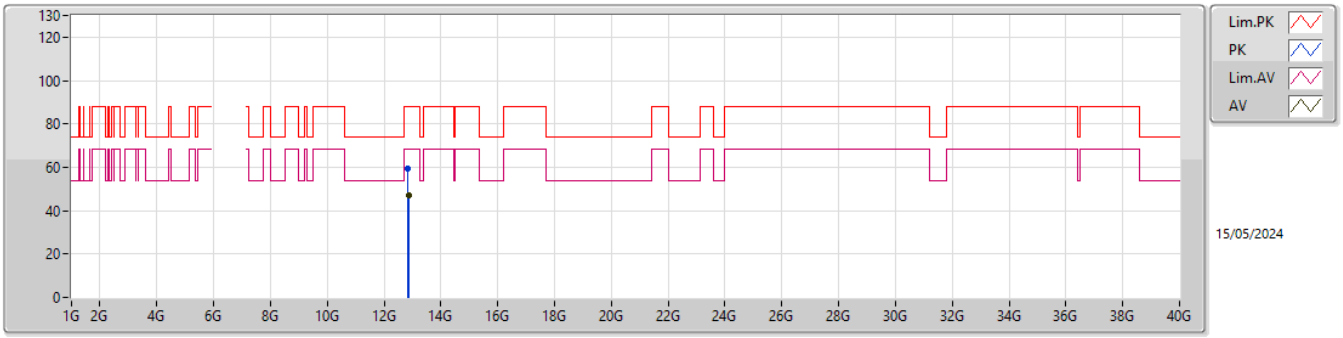

EUT Y_1TX
SET 25

Type	Freq	Level	Limit	Margin	Raw	Dist	Condition	Azimuth	Height	Comment	AF	CL	PA
	(Hz)	(dBuV/m)	(dBuV/m)	(dB)	(dBuV)	(m)		(°)	(m)		(dB)	(dB)	(dB)
PK	12.84939G	59.52	88.20	-28.68	40.15	3	Horizontal	154	1.88	-	39.30	11.44	31.37
RMS	12.8545G	47.11	68.20	-21.09	27.73	3	Horizontal	154	1.88	-	39.30	11.44	31.36

5.925-6.425GHz_802.11be EHT320_Nss1,(MCS0)_1TX

6425MHz Straddle 5.925-6.425GHz_TX

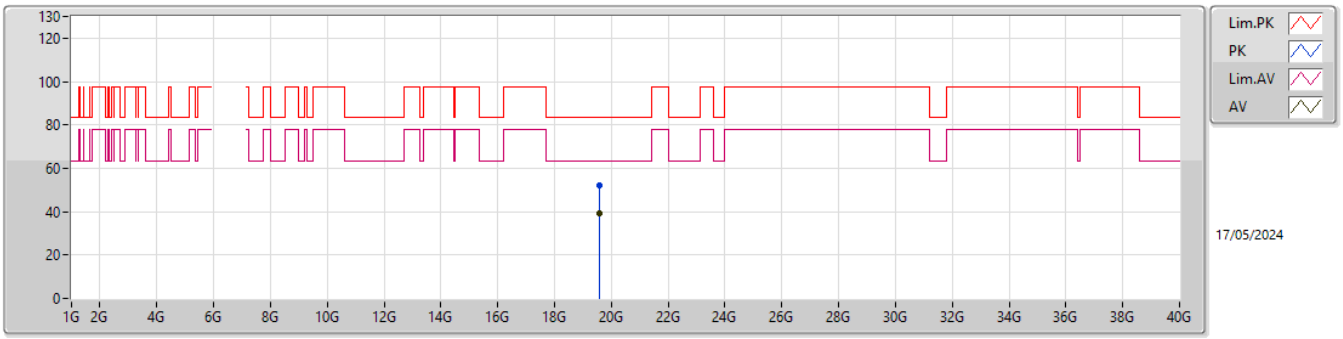

EUT Y_1TX
SET 25

Type	Freq	Level	Limit	Margin	Raw	Dist	Condition	Azimuth	Height	Comment	AF	CL	PA
	(Hz)	(dBuV/m)	(dBuV/m)	(dB)	(dBuV)	(m)		(°)	(m)		(dB)	(dB)	(dB)
PK	19.59276G	52.34	83.54	-31.20	48.88	1	Vertical	331	1.80	25	37.84	15.22	49.60
AV	19.59404G	39.28	63.54	-24.26	35.82	1	Vertical	331	1.80	25	37.84	15.22	49.60

5.925-6.425GHz_802.11be EHT320_Nss1,(MCS0)_1TX

6425MHz Straddle 5.925-6.425GHz_TX

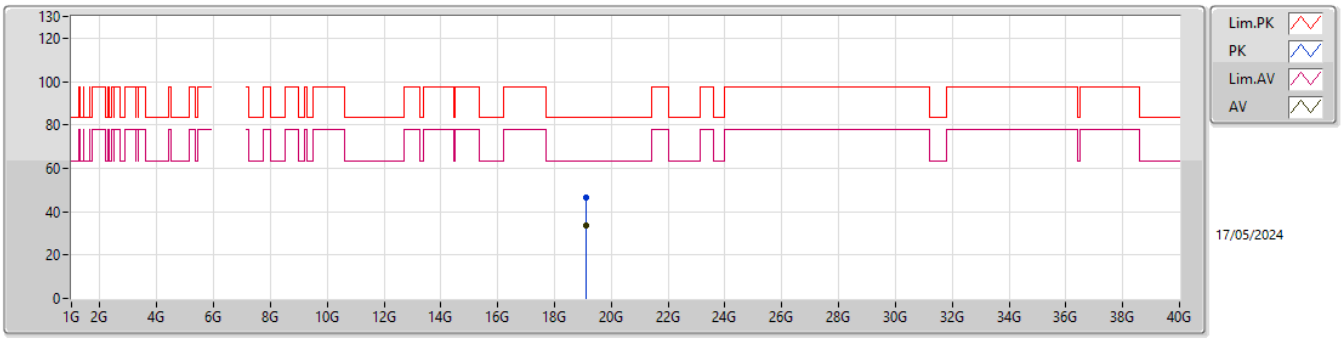

EUT Y_1TX
SET 25

Type	Freq	Level	Limit	Margin	Raw	Dist	Condition	Azimuth	Height	Comment	AF	CL	PA
	(Hz)	(dBuV/m)	(dBuV/m)	(dB)	(dBuV)	(m)		(°)	(m)		(dB)	(dB)	(dB)
PK	19.12827G	46.60	83.54	-36.94	43.00	1	Horizontal	287	1.80	25	37.79	15.24	49.43
AV	19.119G	33.44	63.54	-30.10	29.80	1	Horizontal	287	1.80	25	37.82	15.24	49.42

6.425-6.525GHz_802.11be EHT320_Nss1,(MCS0)_1TX

6585MHz Straddle 6.425-6.525GHz_TX

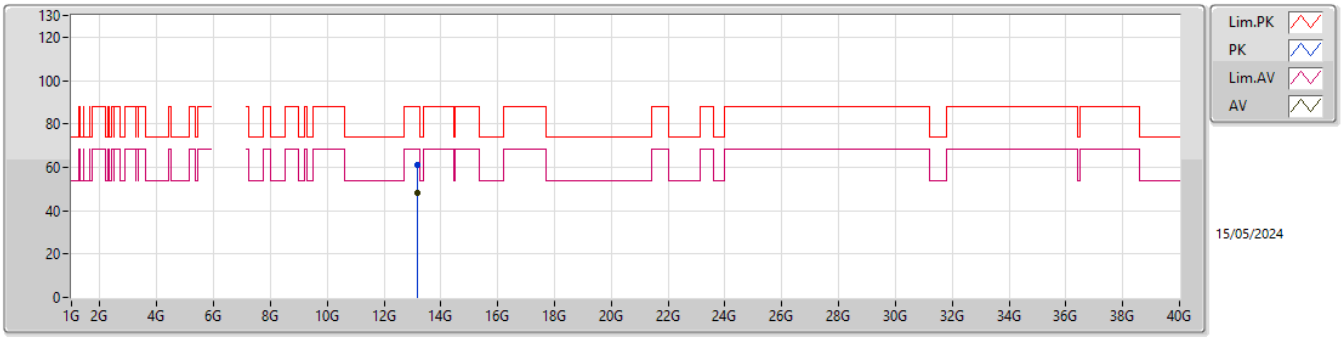

EUT Y_1TX
SET 25

Type	Freq	Level	Limit	Margin	Raw	Dist	Condition	Azimuth	Height	Comment	AF	CL	PA
	(Hz)	(dBuV/m)	(dBuV/m)	(dB)	(dBuV)	(m)		(°)	(m)		(dB)	(dB)	(dB)
PK	13.16722G	61.13	88.20	-27.07	41.10	3	Vertical	194	2.84	-	39.33	11.56	30.86
RMS	13.16525G	48.28	68.20	-19.92	28.25	3	Vertical	194	2.84	-	39.34	11.56	30.87

6.425-6.525GHz_802.11be EHT320_Nss1,(MCS0)_1TX

6585MHz Straddle 6.425-6.525GHz_TX

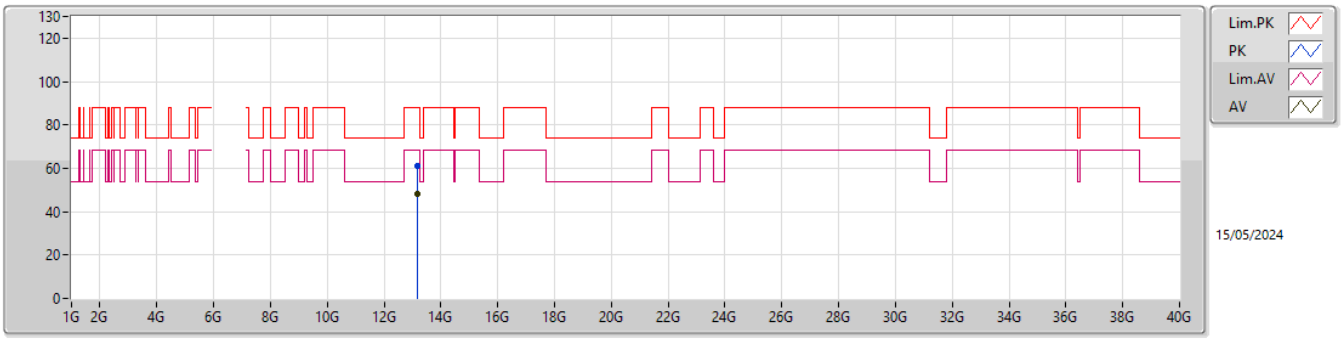

EUT Y_1TX
SET 25

Type	Freq	Level	Limit	Margin	Raw	Dist	Condition	Azimuth	Height	Comment	AF	CL	PA
	(Hz)	(dBuV/m)	(dBuV/m)	(dB)	(dBuV)	(m)		(°)	(m)		(dB)	(dB)	(dB)
PK	13.16733G	60.98	88.20	-27.22	40.95	3	Horizontal	228	2.05	-	39.33	11.56	30.86
RMS	13.16504G	48.28	68.20	-19.92	28.25	3	Horizontal	228	2.05	-	39.34	11.56	30.87

6.425-6.525GHz_802.11be EHT320_Nss1,(MCS0)_1TX

6585MHz Straddle 6.425-6.525GHz_TX

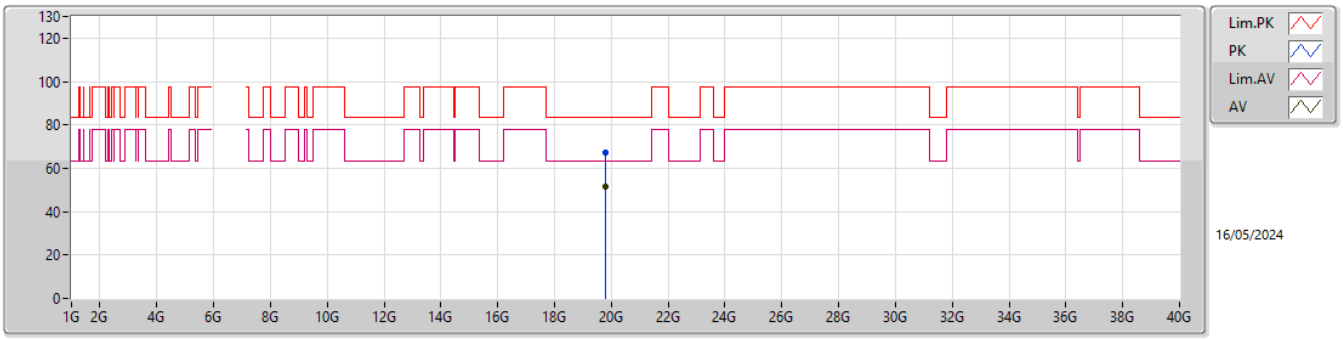

EUT Y_1TX
SET 25

Type	Freq	Level	Limit	Margin	Raw	Dist	Condition	Azimuth	Height	Comment	AF	CL	PA
	(Hz)	(dBuV/m)	(dBuV/m)	(dB)	(dBuV)	(m)		(°)	(m)		(dB)	(dB)	(dB)
PK	19.78441G	67.18	83.54	-16.36	63.38	1	Vertical	332	1.66	25	38.04	15.21	49.45
AV	19.80039G	51.58	63.54	-11.96	47.70	1	Vertical	332	1.66	25	38.10	15.21	49.43

6.425-6.525GHz_802.11be EHT320_Nss1,(MCS0)_1TX

6585MHz Straddle 6.425-6.525GHz_TX

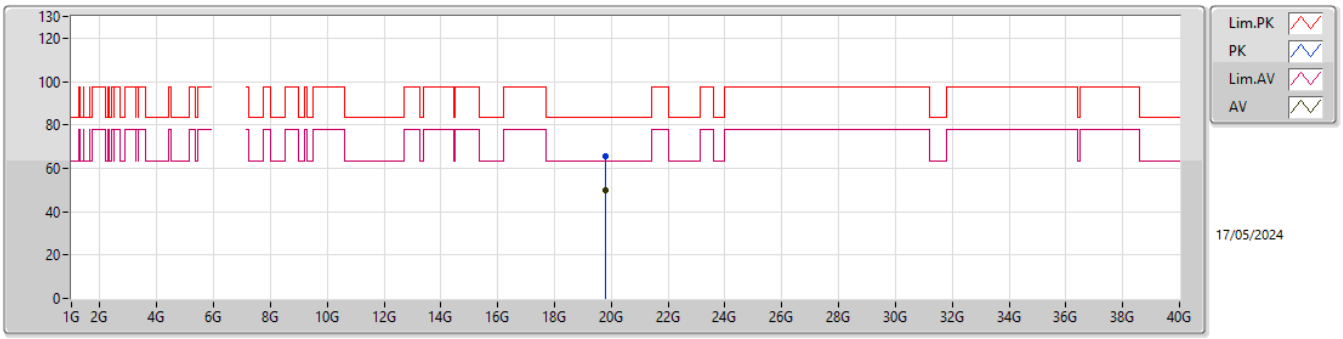

EUT Y_1TX
SET 25

Type	Freq	Level	Limit	Margin	Raw	Dist	Condition	Azimuth	Height	Comment	AF	CL	PA
	(Hz)	(dBuV/m)	(dBuV/m)	(dB)	(dBuV)	(m)		(°)	(m)		(dB)	(dB)	(dB)
PK	19.77674G	65.60	83.54	-17.94	61.83	1	Horizontal	316	1.80	25	38.01	15.21	49.45
AV	19.78761G	49.68	63.54	-13.86	45.86	1	Horizontal	316	1.80	25	38.05	15.21	49.44

6.525-6.875GHz_802.11be EHT320_Nss1,(MCS0)_1TX

6745MHz Straddle 6.525-6.875GHz_TX

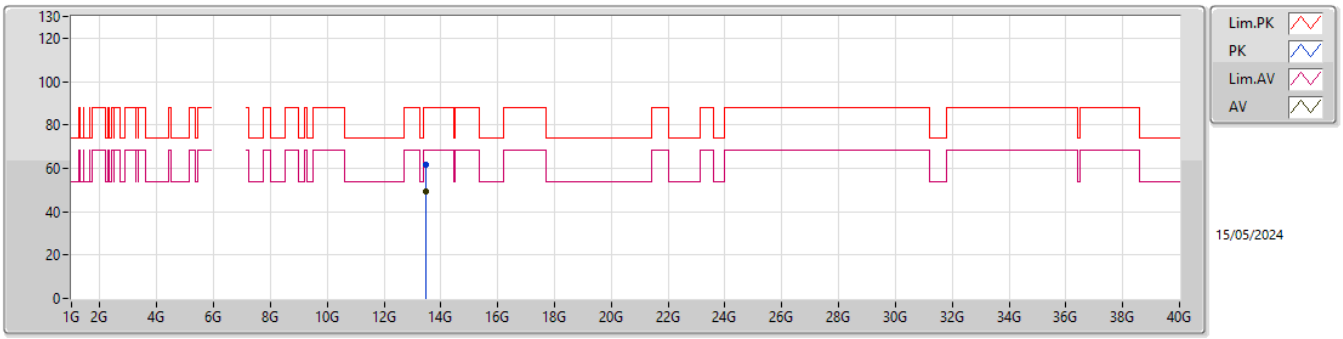

EUT Y_1TX
SET 25

Type	Freq	Level	Limit	Margin	Raw	Dist	Condition	Azimuth	Height	Comment	AF	CL	PA
	(Hz)	(dBuV/m)	(dBuV/m)	(dB)	(dBuV)	(m)		(°)	(m)		(dB)	(dB)	(dB)
PK	13.49377G	61.38	88.20	-26.82	39.98	3	Vertical	138	2.28	-	40.09	11.69	30.38
RMS	13.4925G	49.17	68.20	-19.03	27.77	3	Vertical	138	2.28	-	40.09	11.69	30.38

6.525-6.875GHz_802.11be EHT320_Nss1,(MCS0)_1TX

6745MHz Straddle 6.525-6.875GHz_TX

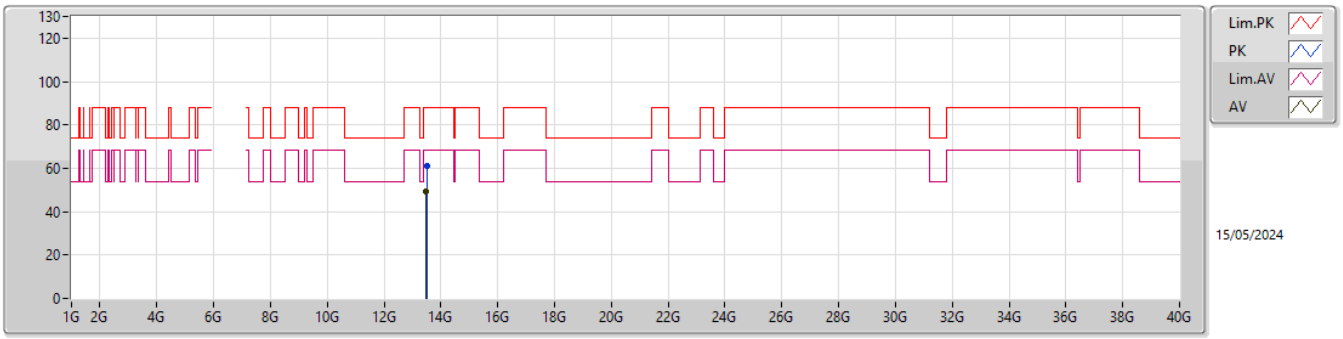

EUT Y_1TX
SET 25

Type	Freq	Level	Limit	Margin	Raw	Dist	Condition	Azimuth	Height	Comment	AF	CL	PA
	(Hz)	(dBuV/m)	(dBuV/m)	(dB)	(dBuV)	(m)		(°)	(m)		(dB)	(dB)	(dB)
PK	13.49471G	61.30	88.20	-26.90	39.90	3	Horizontal	312	2.89	-	40.09	11.69	30.38
AV	13.49295G	49.17	68.20	-19.03	27.77	3	Horizontal	312	2.89	-	40.09	11.69	30.38

6.525-6.875GHz_802.11be EHT320_Nss1,(MCS0)_1TX

6745MHz Straddle 6.525-6.875GHz_TX

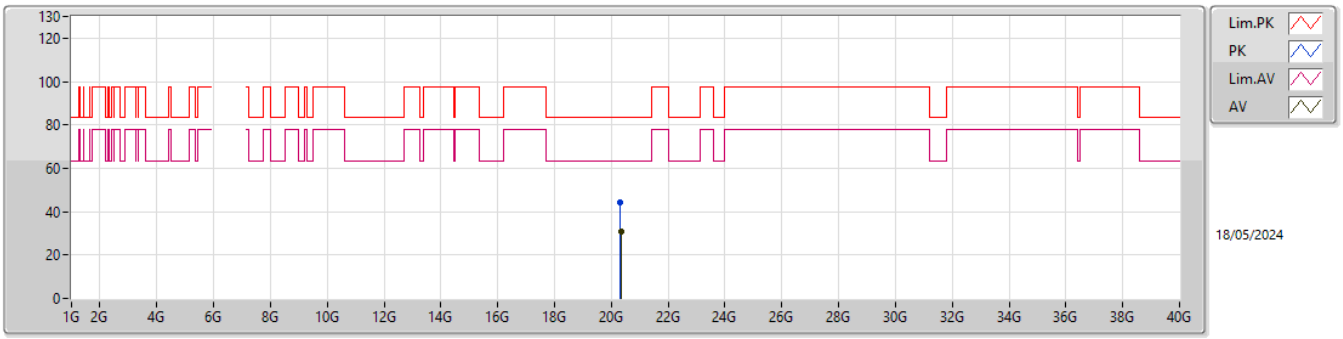

EUT Y_1TX
SET 25
01-S-C-6

Type	Freq	Level	Limit	Margin	Raw	Dist	Condition	Azimuth	Height	Comment	AF	CL	PA
	(Hz)	(dBuV/m)	(dBuV/m)	(dB)	(dBuV)	(m)		(°)	(m)		(dB)	(dB)	(dB)
PK	20.3043G	44.18	83.54	-39.36	39.74	1	Vertical	123	1.49	-	38.19	15.44	49.19
AV	20.345G	30.97	63.54	-32.57	26.56	1	Vertical	123	1.49	-	38.11	15.48	49.18

6.525-6.875GHz_802.11be EHT320_Nss1,(MCS0)_1TX

6745MHz Straddle 6.525-6.875GHz_TX

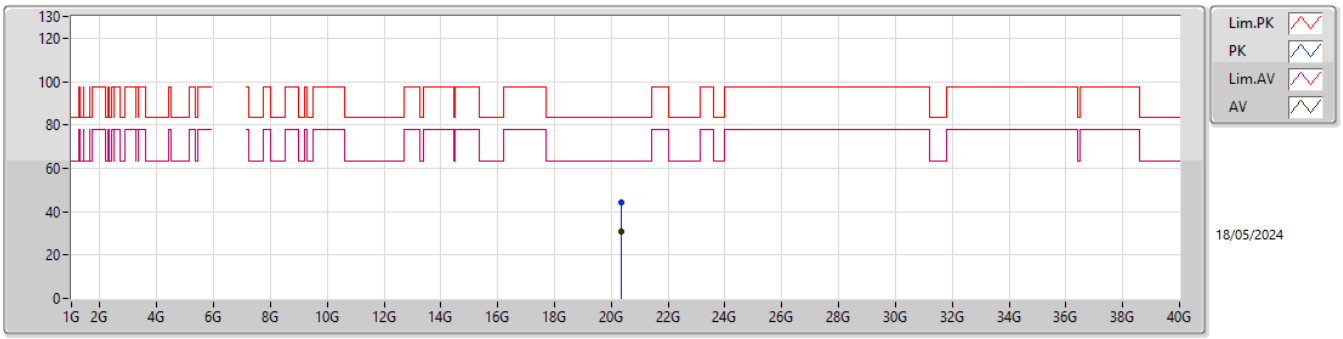

EUT Y_1TX
SET 25
01-S-C-6

Type	Freq	Level	Limit	Margin	Raw	Dist	Condition	Azimuth	Height	Comment	AF	CL	PA
	(Hz)	(dBuV/m)	(dBuV/m)	(dB)	(dBuV)	(m)		(°)	(m)		(dB)	(dB)	(dB)
PK	20.33202G	44.31	83.54	-39.23	39.88	1	Horizontal	124	1.84	-	38.14	15.47	49.18
AV	20.33862G	31.01	63.54	-32.53	26.60	1	Horizontal	124	1.84	-	38.12	15.47	49.18

6.525-6.875GHz_802.11be EHT320_Nss1,(MCS0)_1TX

6905MHz Straddle 6.525-6.875GHz_TX

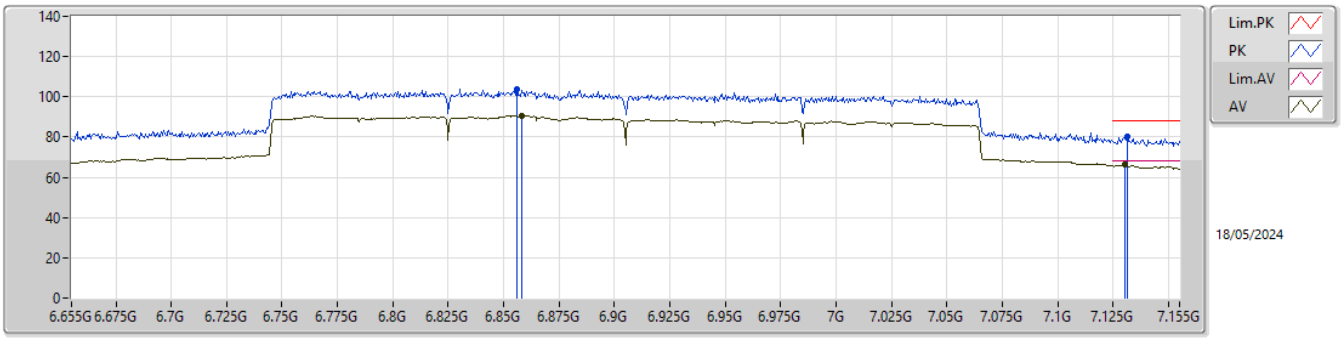

EUT Y_1TX
SET 23
25\22.5\23.5\23
-2.18\3.91\-0.11\1.93

Type	Freq	Level	Limit	Margin	Raw	Dist	Condition	Azimuth	Height	Comment	AF	CL	PA
	(Hz)	(dBuV/m)	(dBuV/m)	(dB)	(dBuV)	(m)		(°)	(m)		(dB)	(dB)	(dB)
PK	6.856G	103.64	Inf	-Inf	93.86	3	Vertical	341	1.12	23	35.30	6.25	31.77
RMS	6.858G	90.55	Inf	-Inf	80.78	3	Vertical	341	1.12	23	35.30	6.25	31.78
PK	7.1315G	80.12	88.20	-8.08	70.12	3	Vertical	341	1.12	23	35.59	6.42	32.01
RMS	7.1305G	66.27	68.20	-1.93	56.28	3	Vertical	341	1.12	23	35.58	6.42	32.01

6.525-6.875GHz_802.11be EHT320_Nss1,(MCS0)_1TX

6905MHz Straddle 6.525-6.875GHz_TX

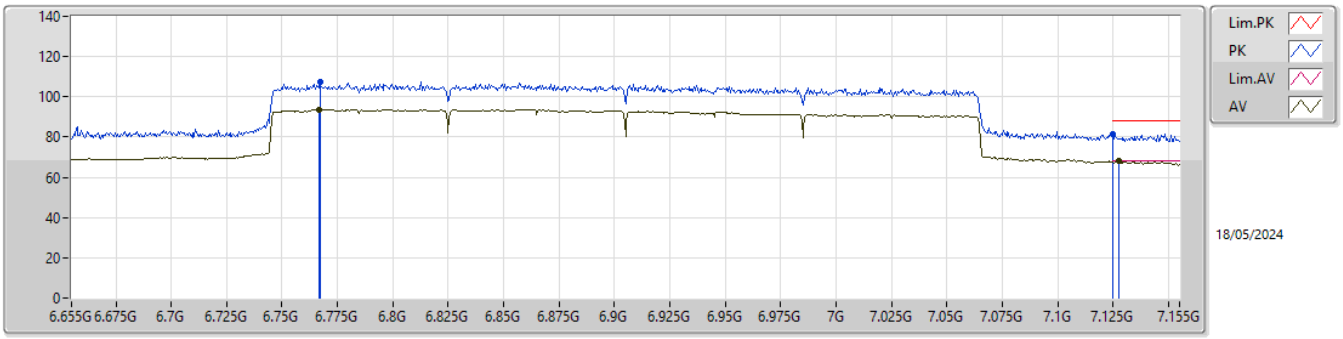

EUT Y_1TX
SET 22
23\18.5\20.5\21.5\22
-4.42\17.74\9.44\2.93\0.31

Type	Freq	Level	Limit	Margin	Raw	Dist	Condition	Azimuth	Height	Comment	AF	CL	PA
	(Hz)	(dBuV/m)	(dBuV/m)	(dB)	(dBuV)	(m)		(°)	(m)		(dB)	(dB)	(dB)
PK	6.767G	107.46	Inf	-Inf	97.69	3	Horizontal	348	1.05	22	35.23	6.21	31.67
RMS	6.7665G	93.66	Inf	-Inf	83.89	3	Horizontal	348	1.05	22	35.23	6.21	31.67
PK	7.125G	81.68	88.20	-6.52	71.73	3	Horizontal	348	1.05	22	35.55	6.41	32.01
RMS	7.1275G	67.89	68.20	-0.31	57.92	3	Horizontal	348	1.05	22	35.57	6.41	32.01

6.525-6.875GHz_802.11be EHT320_Nss1,(MCS0)_1TX

6905MHz Straddle 6.525-6.875GHz_TX

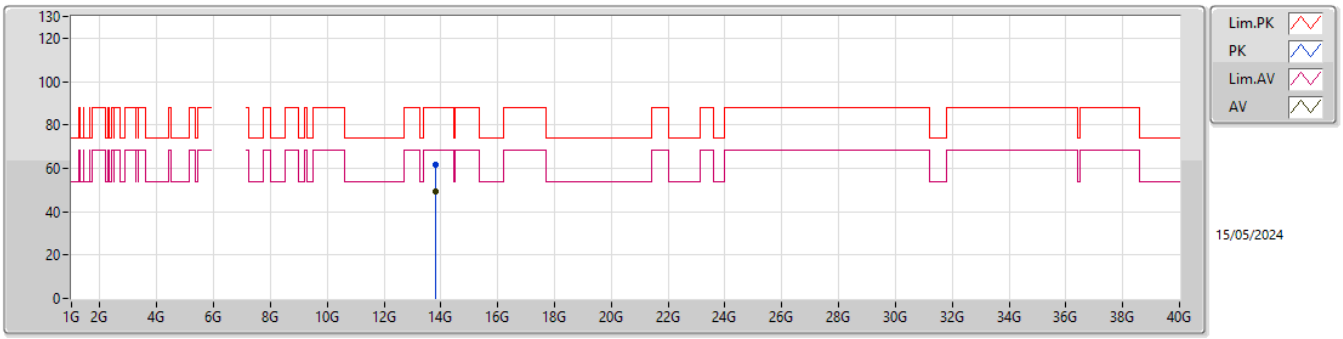

EUT Y_1TX
SET 23

Type	Freq	Level	Limit	Margin	Raw	Dist	Condition	Azimuth	Height	Comment	AF	CL	PA
	(Hz)	(dBuV/m)	(dBuV/m)	(dB)	(dBuV)	(m)		(°)	(m)		(dB)	(dB)	(dB)
PK	13.80926G	61.62	88.20	-26.58	40.03	3	Vertical	210	1.30	-	40.22	11.81	30.44
RMS	13.80684G	49.24	68.20	-18.96	27.66	3	Vertical	210	1.30	-	40.21	11.81	30.44

6.525-6.875GHz_802.11be EHT320_Nss1,(MCS0)_1TX

6905MHz Straddle 6.525-6.875GHz_TX

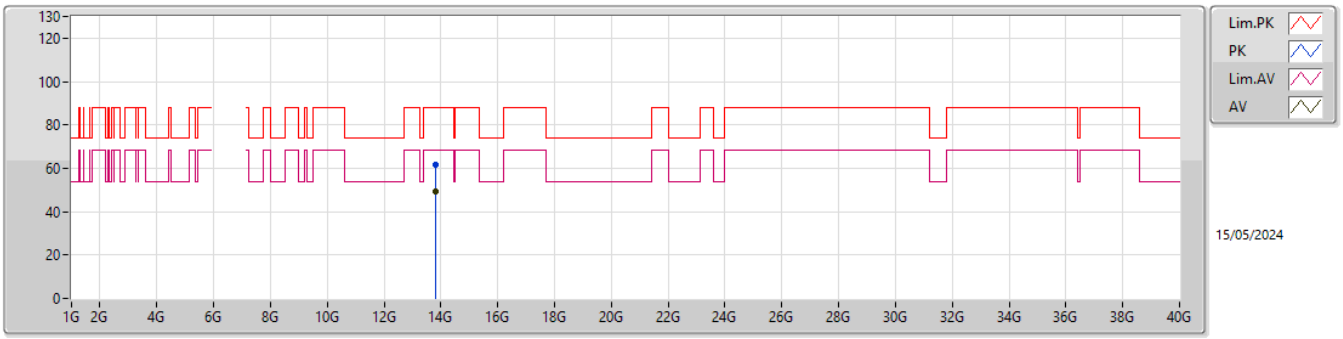

EUT Y_1TX
SET 23

Type	Freq	Level	Limit	Margin	Raw	Dist	Condition	Azimuth	Height	Comment	AF	CL	PA
	(Hz)	(dBuV/m)	(dBuV/m)	(dB)	(dBuV)	(m)		(°)	(m)		(dB)	(dB)	(dB)
PK	13.81142G	61.62	88.20	-26.58	40.03	3	Horizontal	89	2.42	-	40.22	11.81	30.44
RMS	13.81032G	49.27	68.20	-18.93	27.68	3	Horizontal	89	2.42	-	40.22	11.81	30.44

6.525-6.875GHz_802.11be EHT320_Nss1,(MCS0)_1TX

6905MHz Straddle 6.525-6.875GHz_TX

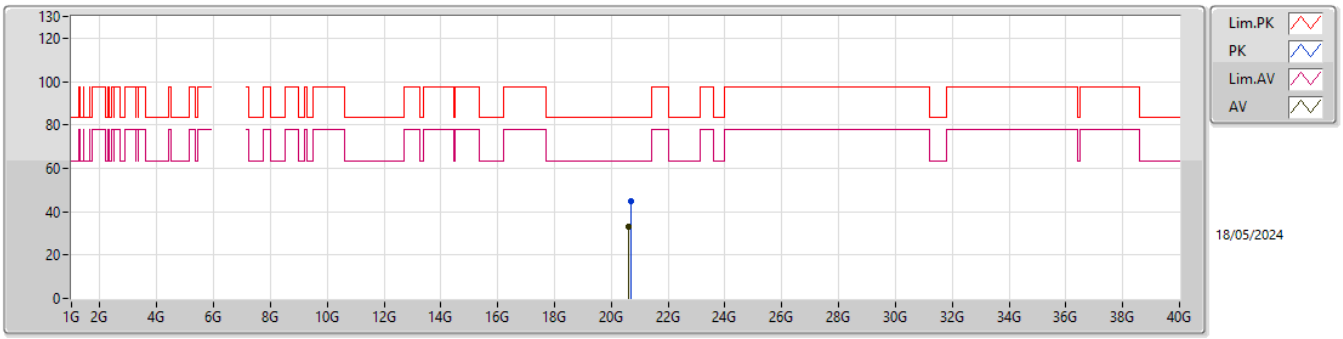

EUT Y_1TX
SET 25
01-S-C-6

Type	Freq	Level	Limit	Margin	Raw	Dist	Condition	Azimuth	Height	Comment	AF	CL	PA
	(Hz)	(dBuV/m)	(dBuV/m)	(dB)	(dBuV)	(m)		(°)	(m)		(dB)	(dB)	(dB)
PK	20.6941G	44.55	83.54	-38.99	39.93	1	Vertical	85	1.46	-	37.90	15.76	49.04
AV	20.61248G	32.97	63.54	-30.57	28.38	1	Vertical	85	1.46	-	37.98	15.69	49.08

6.525-6.875GHz_802.11be EHT320_Nss1,(MCS0)_1TX

6905MHz Straddle 6.525-6.875GHz_TX

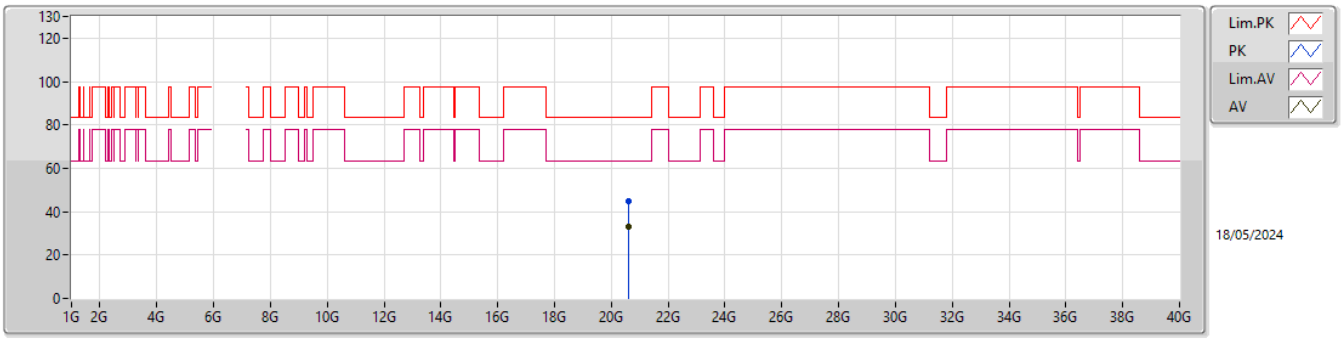

EUT Y_1TX
SET 25
01-S-C-6

Type	Freq	Level	Limit	Margin	Raw	Dist	Condition	Azimuth	Height	Comment	AF	CL	PA
	(Hz)	(dBuV/m)	(dBuV/m)	(dB)	(dBuV)	(m)		(°)	(m)		(dB)	(dB)	(dB)
PK	20.61314G	44.60	83.54	-38.94	40.02	1	Horizontal	23	1.79	-	37.97	15.69	49.08
AV	20.60632G	33.02	63.54	-30.52	28.42	1	Horizontal	23	1.79	-	37.99	15.69	49.08

5.925-6.425GHz_802.11be EHT20_Nss1,(MCS0)_2TX

5955MHz_TX

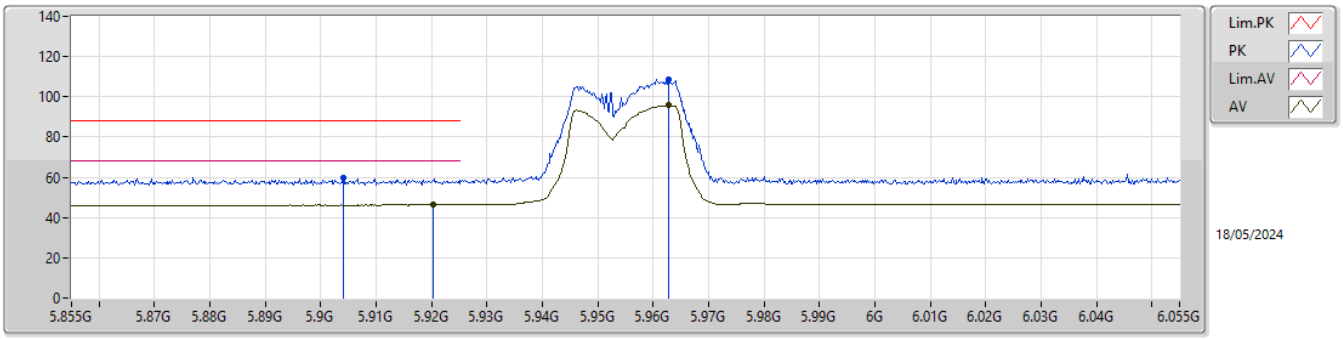

EUT Y_2TX
SET 10

Type	Freq	Level	Limit	Margin	Raw	Dist	Condition	Azimuth	Height	Comment	AF	CL	PA
	(Hz)	(dBuV/m)	(dBuV/m)	(dB)	(dBuV)	(m)		(°)	(m)		(dB)	(dB)	(dB)
PK	5.904G	59.56	88.20	-28.64	50.77	3	Vertical	360	2.16	-	34.20	5.74	31.15
RMS	5.9202G	46.48	68.20	-21.72	37.67	3	Vertical	360	2.16	-	34.20	5.76	31.15
PK	5.9628G	108.83	Inf	-Inf	99.96	3	Vertical	360	2.16	-	34.23	5.81	31.17
RMS	5.9628G	95.76	Inf	-Inf	86.89	3	Vertical	360	2.16	-	34.23	5.81	31.17

5.925-6.425GHz_802.11be EHT20_Nss1,(MCS0)_2TX

5955MHz_TX

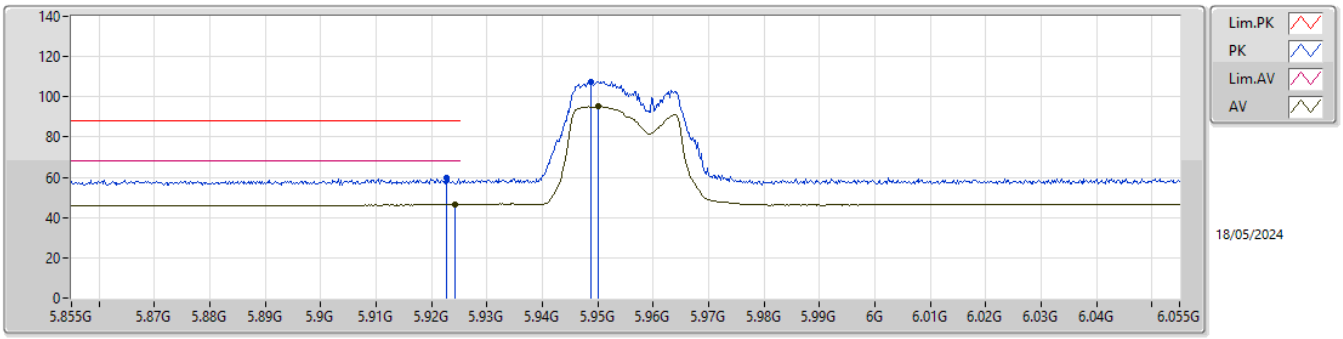

EUT Y_2TX
SET 10

Type	Freq	Level	Limit	Margin	Raw	Dist	Condition	Azimuth	Height	Comment	AF	CL	PA
	(Hz)	(dBuV/m)	(dBuV/m)	(dB)	(dBuV)	(m)		(°)	(m)		(dB)	(dB)	(dB)
PK	5.9226G	59.55	88.20	-28.65	50.74	3	Horizontal	342	2.69	-	34.20	5.76	31.15
RMS	5.9242G	46.43	68.20	-21.77	37.62	3	Horizontal	342	2.69	-	34.20	5.77	31.16
PK	5.9488G	107.66	Inf	-Inf	98.84	3	Horizontal	342	2.69	-	34.20	5.79	31.17
RMS	5.95G	95.34	Inf	-Inf	86.52	3	Horizontal	342	2.69	-	34.20	5.79	31.17

5.925-6.425GHz_802.11be EHT20_Nss1,(MCS0)_2TX

5955MHz_TX

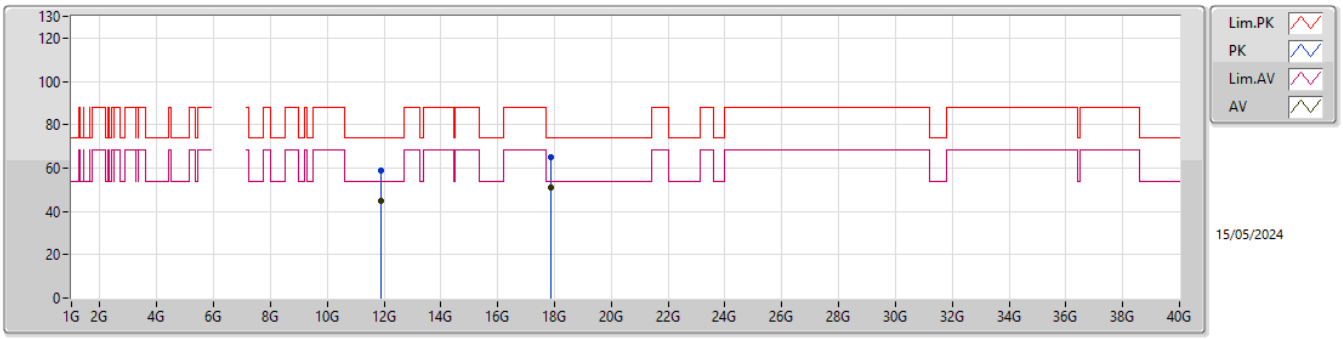

EUT Y_1TX
SET 10

Type	Freq	Level	Limit	Margin	Raw	Dist	Condition	Azimuth	Height	Comment	AF	CL	PA
	(Hz)	(dBuV/m)	(dBuV/m)	(dB)	(dBuV)	(m)		(°)	(m)		(dB)	(dB)	(dB)
PK	11.8955G	58.87	74.00	-15.13	41.37	3	Vertical	299	1.87	10	38.90	11.06	32.46
AV	11.89186G	44.97	54.00	-9.03	27.48	3	Vertical	299	1.87	10	38.90	11.06	32.47
PK	17.86958G	64.76	74.00	-9.24	35.48	3	Vertical	266	2.71	-	46.17	13.41	30.30
AV	17.86814G	50.77	54.00	-3.23	21.52	3	Vertical	266	2.71	-	46.14	13.41	30.30

5.925-6.425GHz_802.11be EHT20_Nss1,(MCS0)_2TX

5955MHz_TX

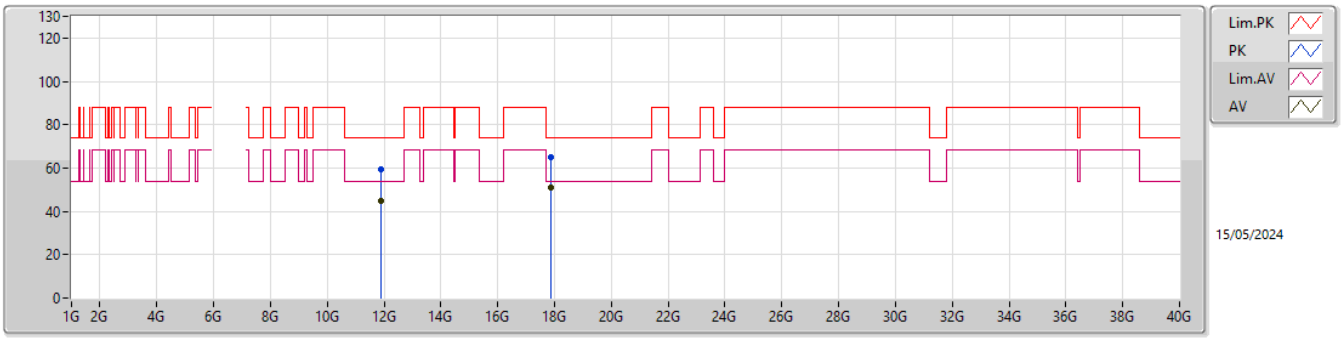

EUT Y_1TX
SET 10

Type	Freq	Level	Limit	Margin	Raw	Dist	Condition	Azimuth	Height	Comment	AF	CL	PA
	(Hz)	(dBuV/m)	(dBuV/m)	(dB)	(dBuV)	(m)		(°)	(m)		(dB)	(dB)	(dB)
PK	11.89338G	59.46	74.00	-14.54	41.96	3	Horizontal	358	1.80	10	38.90	11.06	32.46
AV	11.89142G	45.01	54.00	-8.99	27.52	3	Horizontal	358	1.80	10	38.90	11.06	32.47
PK	17.86732G	64.81	74.00	-9.19	35.58	3	Horizontal	64	1.43	-	46.12	13.41	30.30
AV	17.86969G	50.81	54.00	-3.19	21.53	3	Horizontal	64	1.43	-	46.17	13.41	30.30

5.925-6.425GHz_802.11be EHT20_Nss1,(MCS0)_2TX

5955MHz_TX

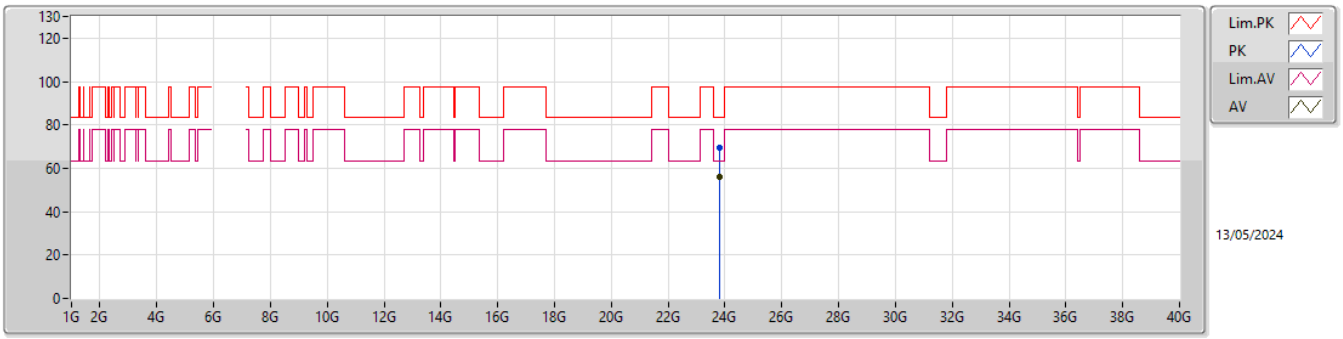

EUT Y_2TX
SET 25

Type	Freq	Level	Limit	Margin	Raw	Dist	Condition	Azimuth	Height	Comment	AF	CL	PA
	(Hz)	(dBuV/m)	(dBuV/m)	(dB)	(dBuV)	(m)		(°)	(m)		(dB)	(dB)	(dB)
PK	23.82448G	69.54	83.54	-14.00	60.42	1	Vertical	352	1.55	25	38.95	17.35	47.18
AV	23.82396G	56.14	63.54	-7.40	47.01	1	Vertical	352	1.55	25	38.96	17.35	47.18

5.925-6.425GHz_802.11be EHT20_Nss1,(MCS0)_2TX

5955MHz_TX

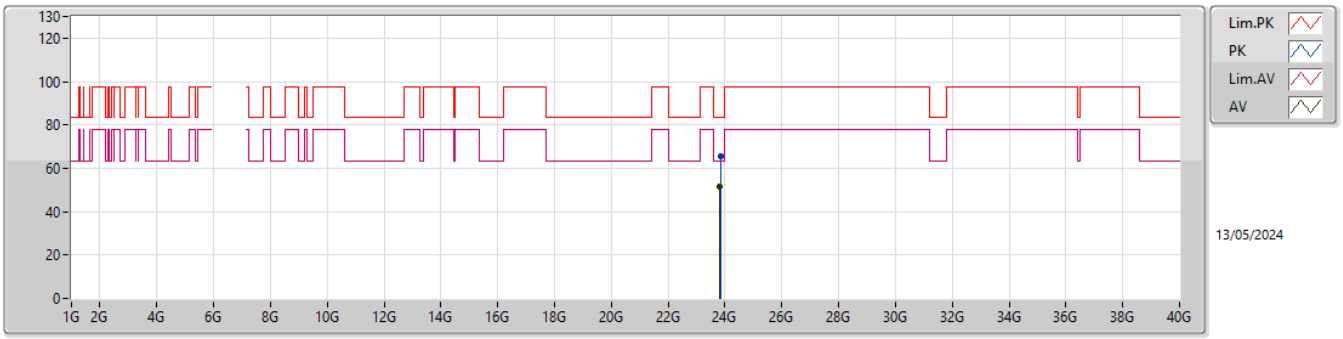

EUT Y_2TX
SET 25

Type	Freq	Level	Limit	Margin	Raw	Dist	Condition	Azimuth	Height	Comment	AF	CL	PA
	(Hz)	(dBuV/m)	(dBuV/m)	(dB)	(dBuV)	(m)		(°)	(m)		(dB)	(dB)	(dB)
PK	23.83403G	65.64	83.54	-17.90	56.56	1	Horizontal	32	1.80	25	38.90	17.35	47.17
AV	23.81521G	51.57	63.54	-11.97	42.40	1	Horizontal	32	1.80	25	39.01	17.34	47.18

5.925-6.425GHz_802.11be EHT20_Nss1,(MCS0)_2TX

6195MHz_TX

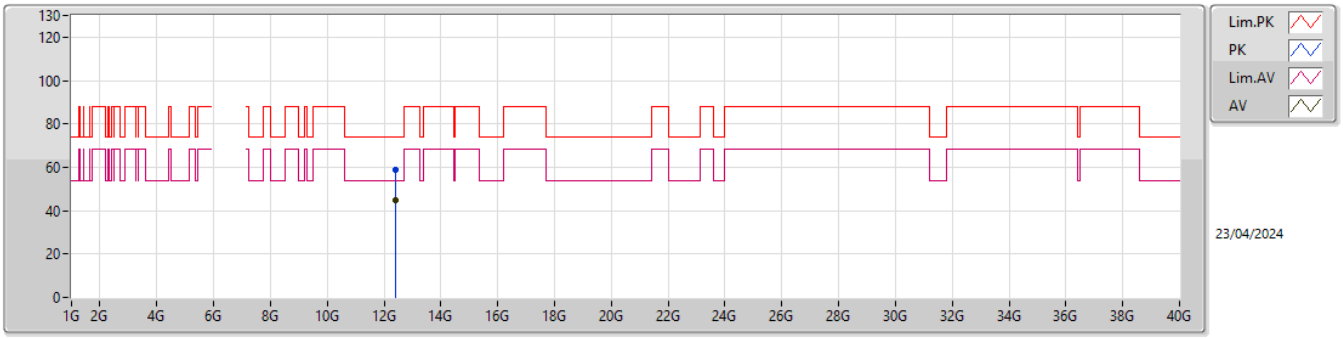

EUT Y_2TX
SET 10

Type	Freq	Level	Limit	Margin	Raw	Dist	Condition	Azimuth	Height	Comment	AF	CL	PA
	(Hz)	(dBuV/m)	(dBuV/m)	(dB)	(dBuV)	(m)		(°)	(m)		(dB)	(dB)	(dB)
PK	12.40758G	58.93	74.00	-15.07	42.72	3	Vertical	107	1.80	10	38.60	11.66	34.05
AV	12.40966G	44.63	54.00	-9.37	28.42	3	Vertical	107	1.80	10	38.60	11.66	34.05

5.925-6.425GHz_802.11be EHT20_Nss1,(MCS0)_2TX

6195MHz_TX

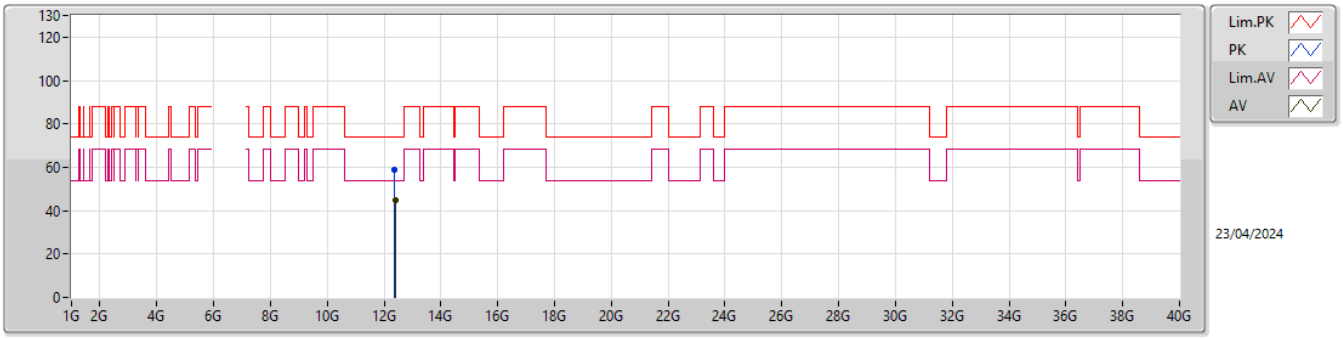

EUT Y_2TX
SET 10

Type	Freq	Level	Limit	Margin	Raw	Dist	Condition	Azimuth	Height	Comment	AF	CL	PA
	(Hz)	(dBuV/m)	(dBuV/m)	(dB)	(dBuV)	(m)		(°)	(m)		(dB)	(dB)	(dB)
PK	12.37154G	58.85	74.00	-15.15	42.62	3	Horizontal	357	1.80	10	38.66	11.65	34.08
AV	12.40794G	44.65	54.00	-9.35	28.44	3	Horizontal	357	1.80	10	38.60	11.66	34.05

5.925-6.425GHz_802.11be EHT20_Nss1,(MCS0)_2TX

6195MHz_TX

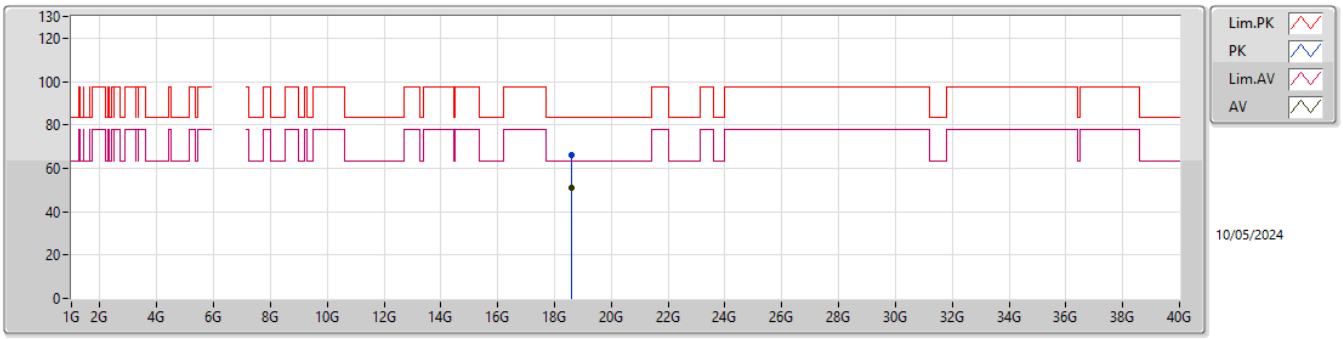

EUT Y_2TX
SET 25

Type	Freq	Level	Limit	Margin	Raw	Dist	Condition	Azimuth	Height	Comment	AF	CL	PA
	(Hz)	(dBuV/m)	(dBuV/m)	(dB)	(dBuV)	(m)		(°)	(m)		(dB)	(dB)	(dB)
PK	18.57845G	66.03	83.54	-17.51	62.69	1	Vertical	11	1.80	25	37.70	15.27	49.63
AV	18.57909G	51.09	63.54	-12.45	47.75	1	Vertical	11	1.80	25	37.70	15.27	49.63

5.925-6.425GHz_802.11be EHT20_Nss1,(MCS0)_2TX

6195MHz_TX

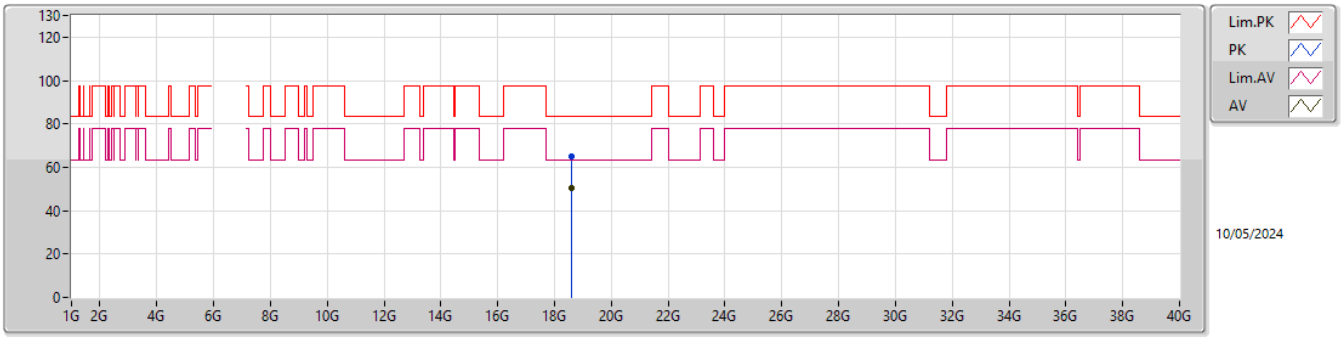

EUT Y_2TX
SET 25

Type	Freq	Level	Limit	Margin	Raw	Dist	Condition	Azimuth	Height	Comment	AF	CL	PA
	(Hz)	(dBuV/m)	(dBuV/m)	(dB)	(dBuV)	(m)		(°)	(m)		(dB)	(dB)	(dB)
PK	18.57941G	64.72	83.54	-18.82	61.38	1	Horizontal	312	1.80	25	37.70	15.27	49.63
AV	18.57957G	50.70	63.54	-12.84	47.36	1	Horizontal	312	1.80	25	37.70	15.27	49.63

5.925-6.425GHz_802.11be EHT20_Nss1,(MCS0)_2TX

6415MHz_TX

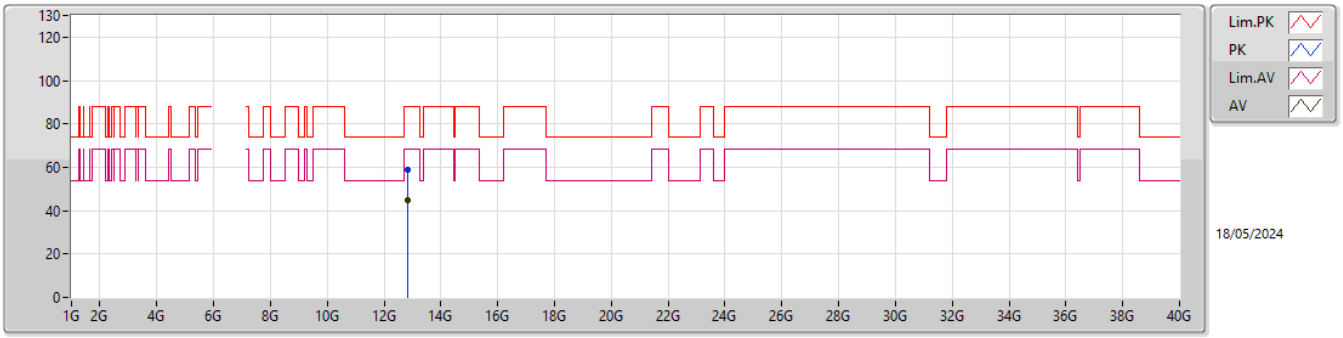

EUT Y_2TX
SET 10

Type	Freq	Level	Limit	Margin	Raw	Dist	Condition	Azimuth	Height	Comment	AF	CL	PA
	(Hz)	(dBuV/m)	(dBuV/m)	(dB)	(dBuV)	(m)		(°)	(m)		(dB)	(dB)	(dB)
PK	12.8499G	59.02	88.20	-29.18	41.51	3	Vertical	144	2.13	10	39.20	11.81	33.50
RMS	12.81274G	44.83	68.20	-23.37	27.53	3	Vertical	144	2.13	10	39.05	11.80	33.55

5.925-6.425GHz_802.11be EHT20_Nss1,(MCS0)_2TX

6415MHz_TX

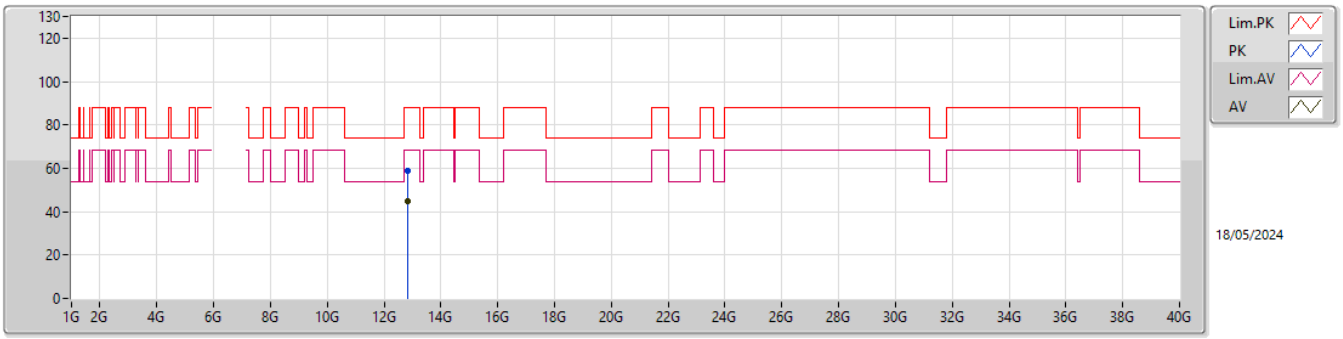

EUT Y_2TX
SET 10

Type	Freq	Level	Limit	Margin	Raw	Dist	Condition	Azimuth	Height	Comment	AF	CL	PA
	(Hz)	(dBuV/m)	(dBuV/m)	(dB)	(dBuV)	(m)		(°)	(m)		(dB)	(dB)	(dB)
PK	12.83452G	58.59	88.20	-29.61	41.18	3	Horizontal	264	1.80	10	39.14	11.80	33.53
RMS	12.81446G	44.86	68.20	-23.34	27.55	3	Horizontal	264	1.80	10	39.06	11.80	33.55

5.925-6.425GHz_802.11be EHT20_Nss1,(MCS0)_2TX

6415MHz_TX

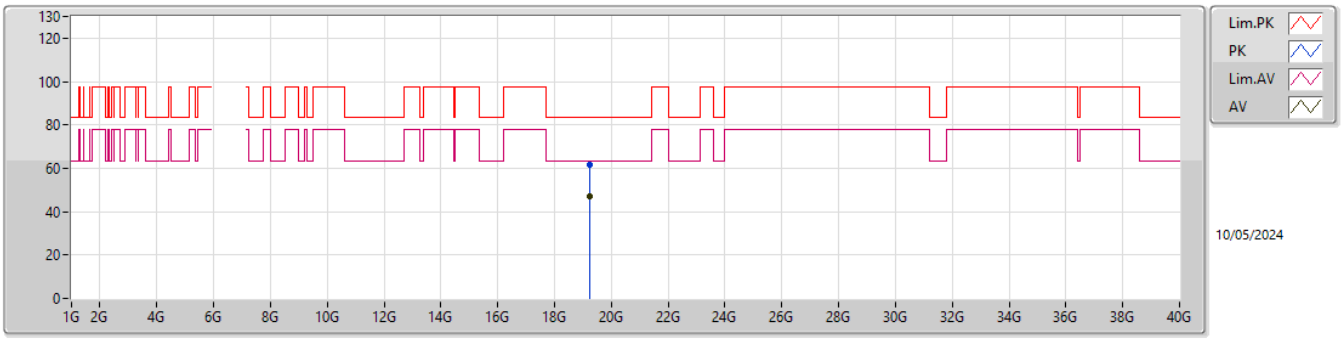

EUT Y_2TX
SET 25

Type	Freq	Level	Limit	Margin	Raw	Dist	Condition	Azimuth	Height	Comment	AF	CL	PA
	(Hz)	(dBuV/m)	(dBuV/m)	(dB)	(dBuV)	(m)		(°)	(m)		(dB)	(dB)	(dB)
PK	19.25067G	61.82	83.54	-21.72	58.19	1	Vertical	1	1.40	25	37.90	15.24	49.51
AV	19.25107G	46.99	63.54	-16.55	43.36	1	Vertical	1	1.40	25	37.90	15.24	49.51

5.925-6.425GHz_802.11be EHT20_Nss1,(MCS0)_2TX

6415MHz_TX

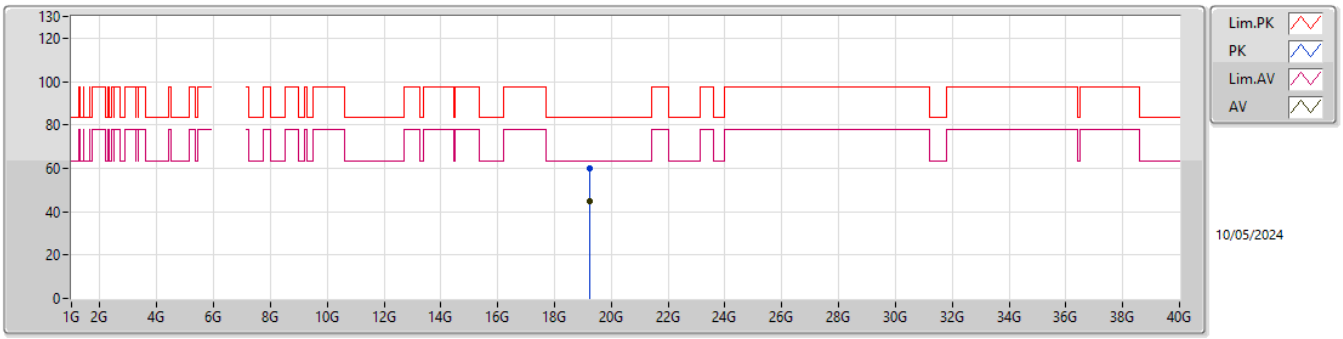

EUT Y_2TX
SET 25

Type	Freq	Level	Limit	Margin	Raw	Dist	Condition	Azimuth	Height	Comment	AF	CL	PA
	(Hz)	(dBuV/m)	(dBuV/m)	(dB)	(dBuV)	(m)		(°)	(m)		(dB)	(dB)	(dB)
PK	19.24944G	60.00	83.54	-23.54	56.37	1	Horizontal	40	1.80	25	37.90	15.24	49.51
AV	19.24592G	44.76	63.54	-18.78	41.12	1	Horizontal	40	1.80	25	37.91	15.24	49.51

6.425-6.525GHz_802.11be EHT20_Nss1,(MCS0)_2TX

6435MHz_TX

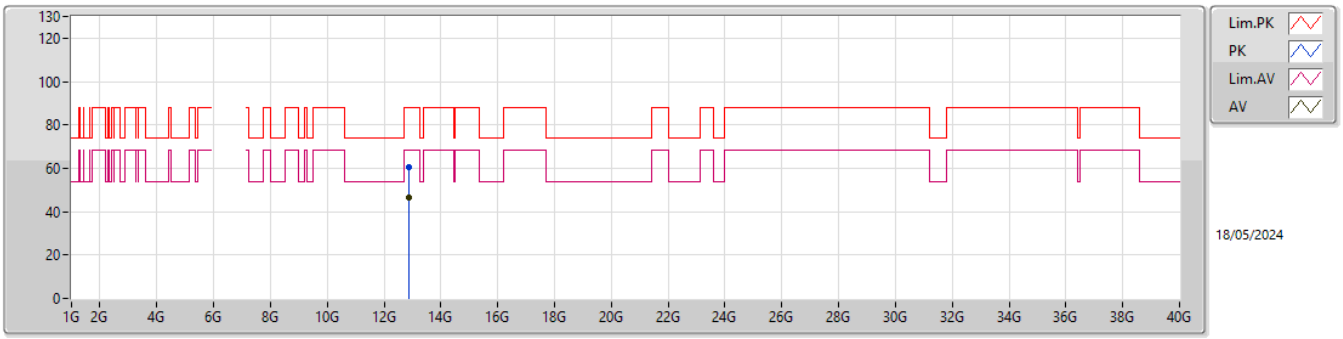

EUT Y_2TX
SET 11

Type	Freq	Level	Limit	Margin	Raw	Dist	Condition	Azimuth	Height	Comment	AF	CL	PA
	(Hz)	(dBuV/m)	(dBuV/m)	(dB)	(dBuV)	(m)		(°)	(m)		(dB)	(dB)	(dB)
PK	12.86688G	60.62	88.20	-27.58	43.09	3	Vertical	56	1.80	11	39.20	11.81	33.48
RMS	12.88475G	46.65	68.20	-21.55	29.09	3	Vertical	56	1.80	11	39.20	11.82	33.46

6.425-6.525GHz_802.11be EHT20_Nss1,(MCS0)_2TX

6435MHz_TX

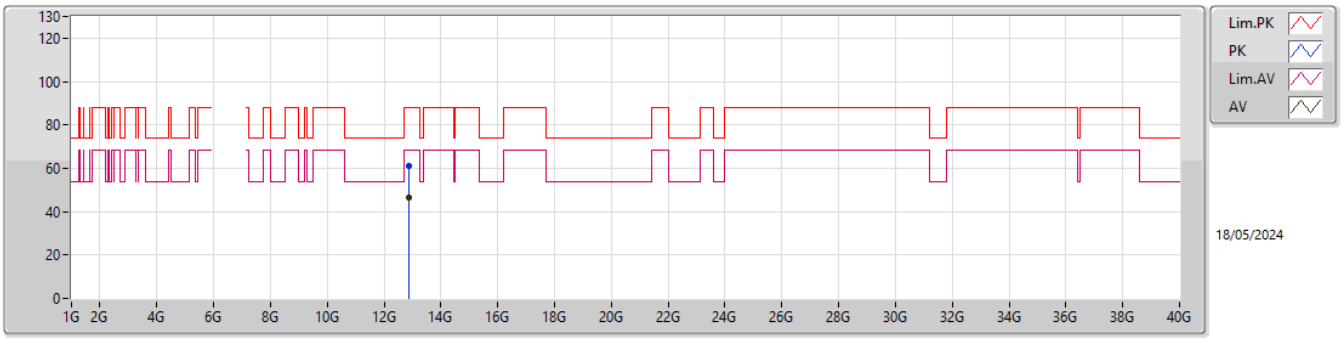

EUT Y_2TX
SET 11

Type	Freq	Level	Limit	Margin	Raw	Dist	Condition	Azimuth	Height	Comment	AF	CL	PA
	(Hz)	(dBuV/m)	(dBuV/m)	(dB)	(dBuV)	(m)		(°)	(m)		(dB)	(dB)	(dB)
PK	12.88191G	60.86	88.20	-27.34	43.30	3	Horizontal	252	1.80	11	39.20	11.82	33.46
RMS	12.88998G	46.62	68.20	-21.58	29.05	3	Horizontal	252	1.80	11	39.20	11.82	33.45

6.425-6.525GHz_802.11be EHT20_Nss1,(MCS0)_2TX

6435MHz_TX

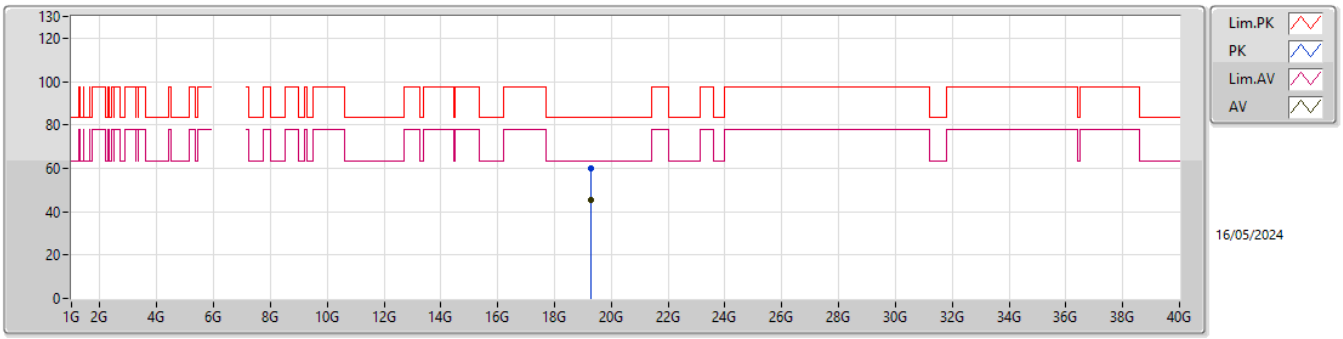

EUT Y_2TX
SET 25

Type	Freq	Level	Limit	Margin	Raw	Dist	Condition	Azimuth	Height	Comment	AF	CL	PA
	(Hz)	(dBuV/m)	(dBuV/m)	(dB)	(dBuV)	(m)		(°)	(m)		(dB)	(dB)	(dB)
PK	19.30364G	59.94	83.54	-23.60	56.27	1	Vertical	334	1.80	25	37.99	15.23	49.55
AV	19.30372G	45.62	63.54	-17.92	41.95	1	Vertical	334	1.80	25	37.99	15.23	49.55

6.425-6.525GHz_802.11be EHT20_Nss1,(MCS0)_2TX

6435MHz_TX

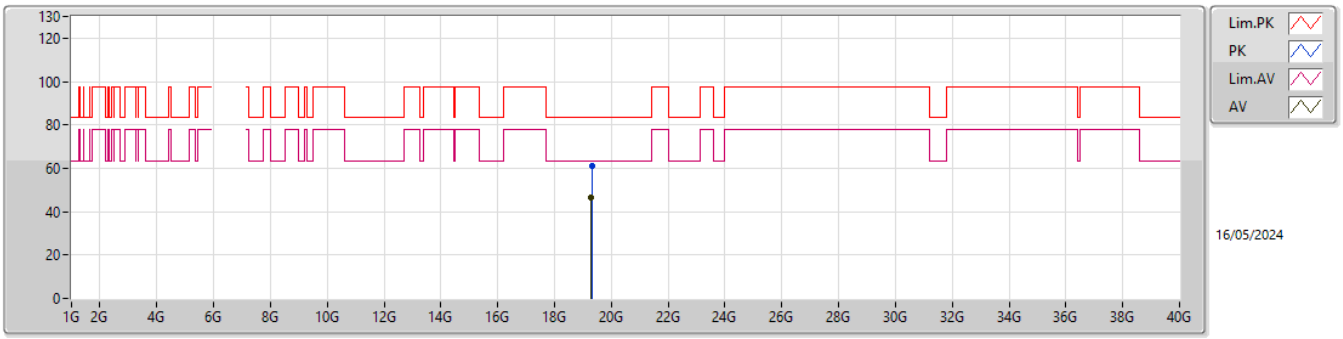

EUT Y_2TX
SET 25

Type	Freq	Level	Limit	Margin	Raw	Dist	Condition	Azimuth	Height	Comment	AF	CL	PA
	(Hz)	(dBuV/m)	(dBuV/m)	(dB)	(dBuV)	(m)		(°)	(m)		(dB)	(dB)	(dB)
PK	19.32202G	60.94	83.54	-22.60	57.36	1	Horizontal	20	1.79	25	37.91	15.23	49.56
AV	19.30252G	46.72	63.54	-16.82	43.05	1	Horizontal	20	1.79	25	37.99	15.23	49.55

6.425-6.525GHz_802.11be EHT20_Nss1,(MCS0)_2TX

6475MHz_TX

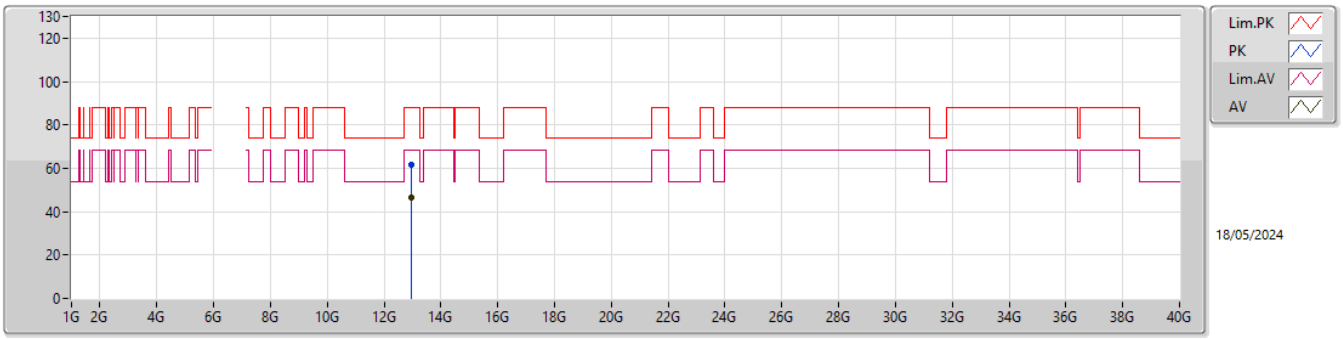

EUT Y_2TX
SET 10.5

Type	Freq	Level	Limit	Margin	Raw	Dist	Condition	Azimuth	Height	Comment	AF	CL	PA
	(Hz)	(dBuV/m)	(dBuV/m)	(dB)	(dBuV)	(m)		(°)	(m)		(dB)	(dB)	(dB)
PK	12.9544G	61.46	88.20	-26.74	43.68	3	Vertical	203	1.80	10.5	39.30	11.84	33.36
RMS	12.94549G	46.77	68.20	-21.43	29.01	3	Vertical	203	1.80	10.5	39.29	11.84	33.37

6.425-6.525GHz_802.11be EHT20_Nss1,(MCS0)_2TX

6475MHz_TX

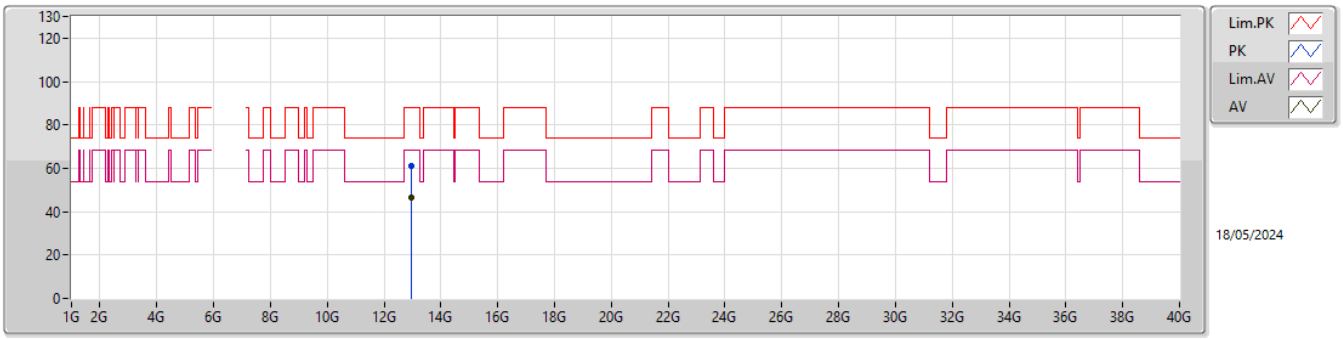

EUT Y_2TX
SET 10.5

Type	Freq	Level	Limit	Margin	Raw	Dist	Condition	Azimuth	Height	Comment	AF	CL	PA
	(Hz)	(dBuV/m)	(dBuV/m)	(dB)	(dBuV)	(m)		(°)	(m)		(dB)	(dB)	(dB)
PK	12.94353G	61.23	88.20	-26.97	43.48	3	Horizontal	14	1.42	10.5	39.29	11.84	33.38
RMS	12.94209G	46.74	68.20	-21.46	29.00	3	Horizontal	14	1.42	10.5	39.28	11.84	33.38

6.425-6.525GHz_802.11be EHT20_Nss1,(MCS0)_2TX

6475MHz_TX

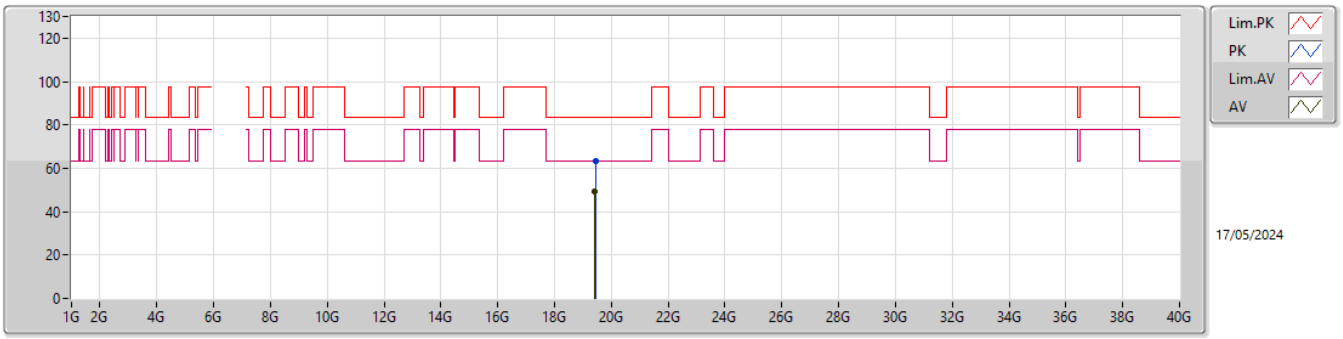

EUT Y_2TX
SET 25

Type	Freq	Level	Limit	Margin	Raw	Dist	Condition	Azimuth	Height	Comment	AF	CL	PA
	(Hz)	(dBuV/m)	(dBuV/m)	(dB)	(dBuV)	(m)		(°)	(m)		(dB)	(dB)	(dB)
PK	19.43951G	63.17	83.54	-20.37	59.74	1	Vertical	334	1.81	25	37.84	15.23	49.64
AV	19.42056G	49.06	63.54	-14.48	45.54	1	Vertical	334	1.81	25	37.92	15.23	49.63

6.425-6.525GHz_802.11be EHT20_Nss1,(MCS0)_2TX

6475MHz_TX

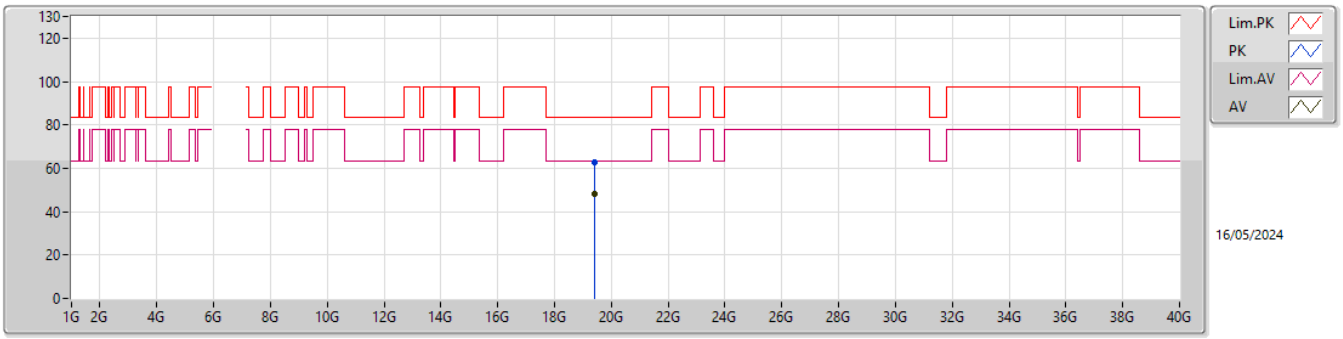

EUT Y_2TX
SET 25

Type	Freq	Level	Limit	Margin	Raw	Dist	Condition	Azimuth	Height	Comment	AF	CL	PA
	(Hz)	(dBuV/m)	(dBuV/m)	(dB)	(dBuV)	(m)		(°)	(m)		(dB)	(dB)	(dB)
PK	19.42204G	62.49	83.54	-21.05	58.98	1	Horizontal	21	1.80	25	37.91	15.23	49.63
AV	19.4224G	48.35	63.54	-15.19	44.84	1	Horizontal	21	1.80	25	37.91	15.23	49.63

6.425-6.525GHz_802.11be EHT20_Nss1,(MCS0)_2TX

6515MHz_TX

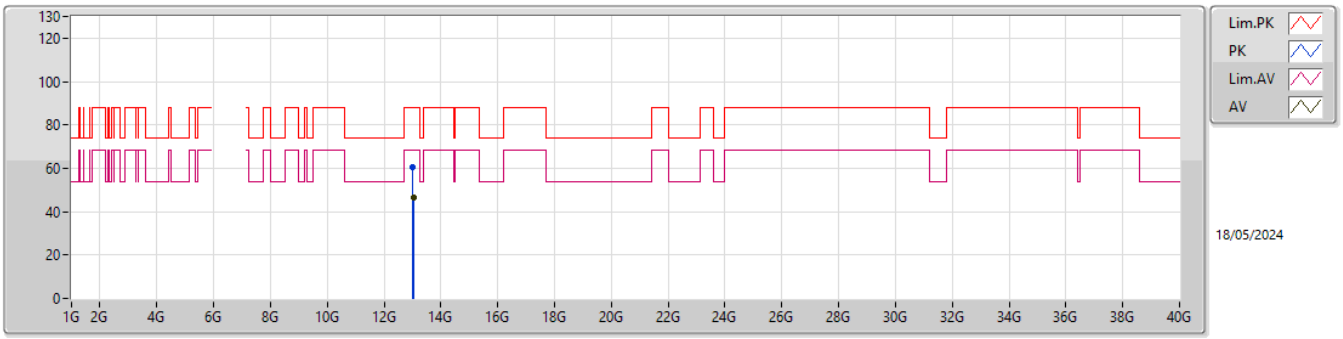

EUT Y_2TX
SET 10.5

Type	Freq	Level	Limit	Margin	Raw	Dist	Condition	Azimuth	Height	Comment	AF	CL	PA
	(Hz)	(dBuV/m)	(dBuV/m)	(dB)	(dBuV)	(m)		(°)	(m)		(dB)	(dB)	(dB)
PK	13.01522G	60.56	88.20	-27.64	42.64	3	Vertical	306	1.80	10.5	39.33	11.87	33.28
RMS	13.03232G	46.75	68.20	-21.45	28.78	3	Vertical	306	1.80	10.5	39.36	11.87	33.26

6.425-6.525GHz_802.11be EHT20_Nss1,(MCS0)_2TX

6515MHz_TX

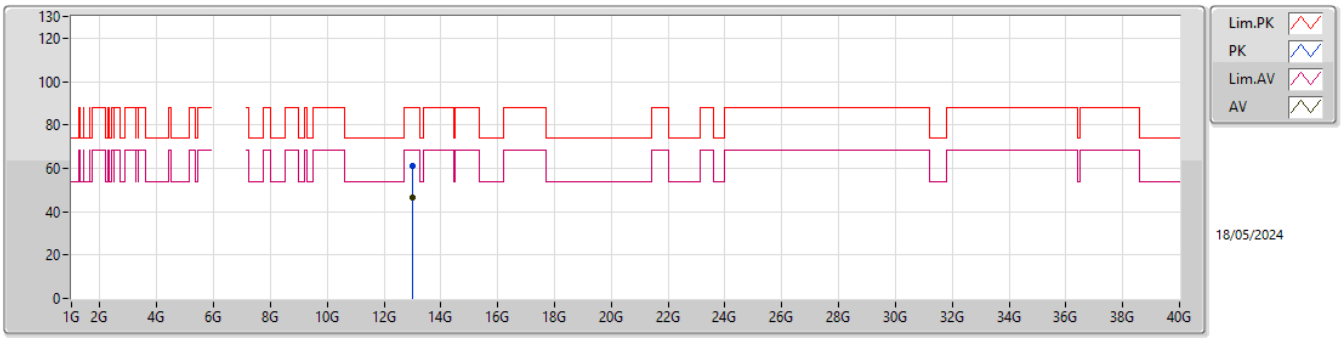

EUT Y_2TX
SET 10.5

Type	Freq	Level	Limit	Margin	Raw	Dist	Condition	Azimuth	Height	Comment	AF	CL	PA
	(Hz)	(dBuV/m)	(dBuV/m)	(dB)	(dBuV)	(m)		(°)	(m)		(dB)	(dB)	(dB)
PK	13.01478G	60.92	88.20	-27.28	43.00	3	Horizontal	147	1.72	10.5	39.33	11.87	33.28
RMS	13.01741G	46.68	68.20	-21.52	28.76	3	Horizontal	147	1.72	10.5	39.33	11.87	33.28

6.425-6.525GHz_802.11be EHT20_Nss1,(MCS0)_2TX

6515MHz_TX

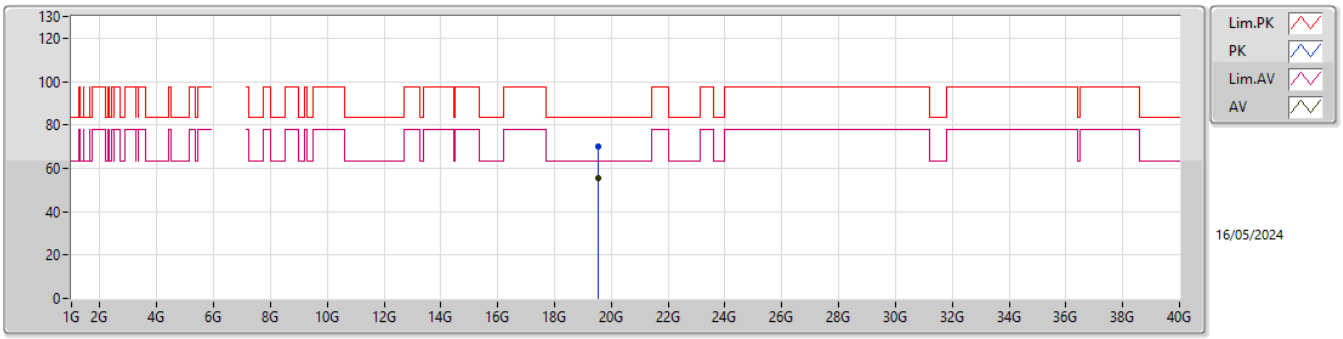

EUT Y_2TX
SET 25

Type	Freq	Level	Limit	Margin	Raw	Dist	Condition	Azimuth	Height	Comment	AF	CL	PA
	(Hz)	(dBuV/m)	(dBuV/m)	(dB)	(dBuV)	(m)		(°)	(m)		(dB)	(dB)	(dB)
PK	19.54816G	69.94	83.54	-13.60	66.26	1	Vertical	343	1.81	25	38.10	15.22	49.64
AV	19.54932G	55.45	63.54	-8.09	51.77	1	Vertical	343	1.81	25	38.10	15.22	49.64

6.425-6.525GHz_802.11be EHT20_Nss1,(MCS0)_2TX

6515MHz_TX

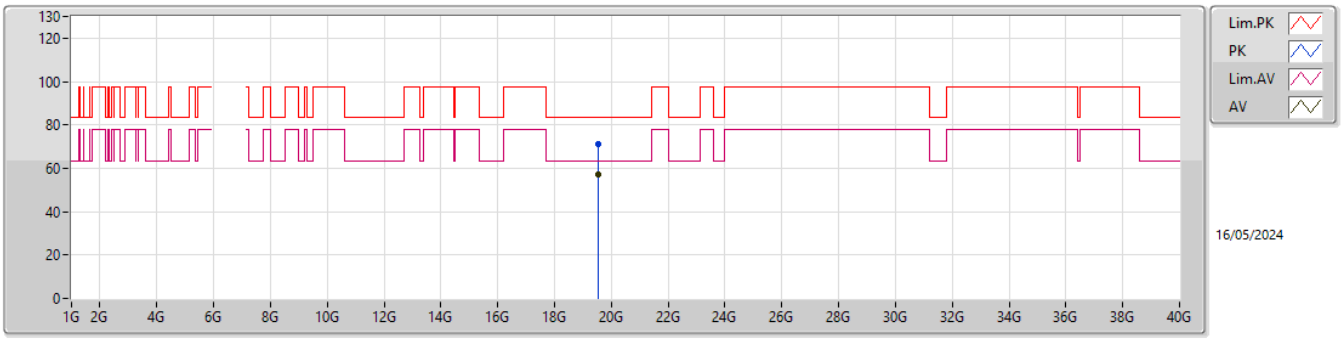

EUT Y_2TX
SET 25

Type	Freq	Level	Limit	Margin	Raw	Dist	Condition	Azimuth	Height	Comment	AF	CL	PA
	(Hz)	(dBuV/m)	(dBuV/m)	(dB)	(dBuV)	(m)		(°)	(m)		(dB)	(dB)	(dB)
PK	19.54432G	71.30	83.54	-12.24	67.63	1	Horizontal	350	1.80	25	38.09	15.22	49.64
AV	19.544G	56.93	63.54	-6.61	53.26	1	Horizontal	350	1.80	25	38.09	15.22	49.64

6.525-6.875GHz_802.11be EHT20_Nss1,(MCS0)_2TX

6535MHz_TX

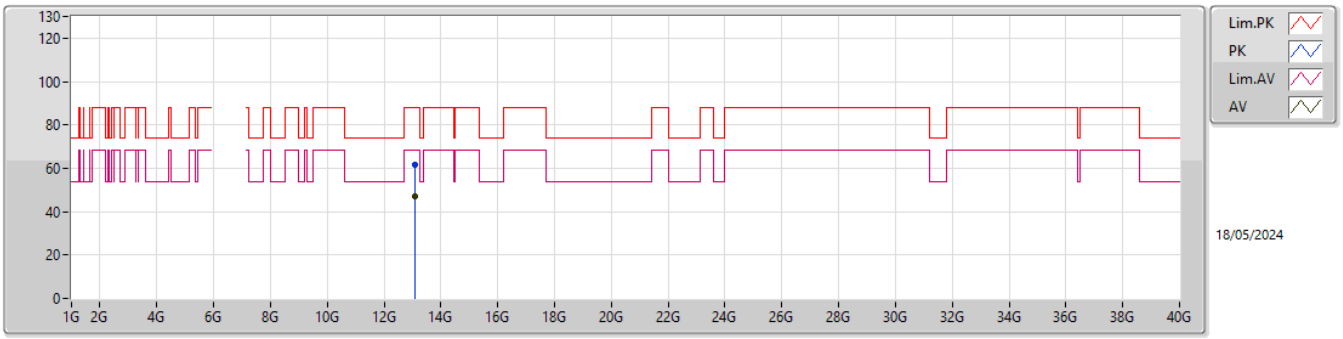

EUT Y_2TX
SET 10

Type	Freq	Level	Limit	Margin	Raw	Dist	Condition	Azimuth	Height	Comment	AF	CL	PA
	(Hz)	(dBuV/m)	(dBuV/m)	(dB)	(dBuV)	(m)		(°)	(m)		(dB)	(dB)	(dB)
PK	13.07775G	61.51	88.20	-26.69	43.32	3	Vertical	128	1.44	10	39.51	11.89	33.21
RMS	13.08075G	47.06	68.20	-21.14	28.85	3	Vertical	128	1.44	10	39.52	11.89	33.20

6.525-6.875GHz_802.11be EHT20_Nss1,(MCS0)_2TX

6535MHz_TX

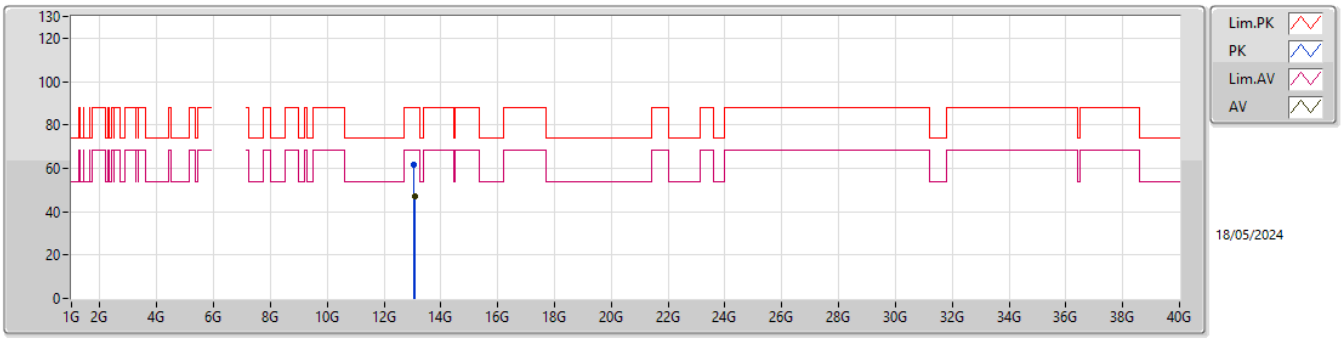

EUT Y_2TX
SET 10

Type	Freq	Level	Limit	Margin	Raw	Dist	Condition	Azimuth	Height	Comment	AF	CL	PA
	(Hz)	(dBuV/m)	(dBuV/m)	(dB)	(dBuV)	(m)		(°)	(m)		(dB)	(dB)	(dB)
PK	13.05897G	61.82	88.20	-26.38	43.73	3	Horizontal	357	1.05	10	39.44	11.88	33.23
RMS	13.08335G	47.07	68.20	-21.13	28.85	3	Horizontal	357	1.05	10	39.53	11.89	33.20

6.525-6.875GHz_802.11be EHT20_Nss1,(MCS0)_2TX

6535MHz_TX

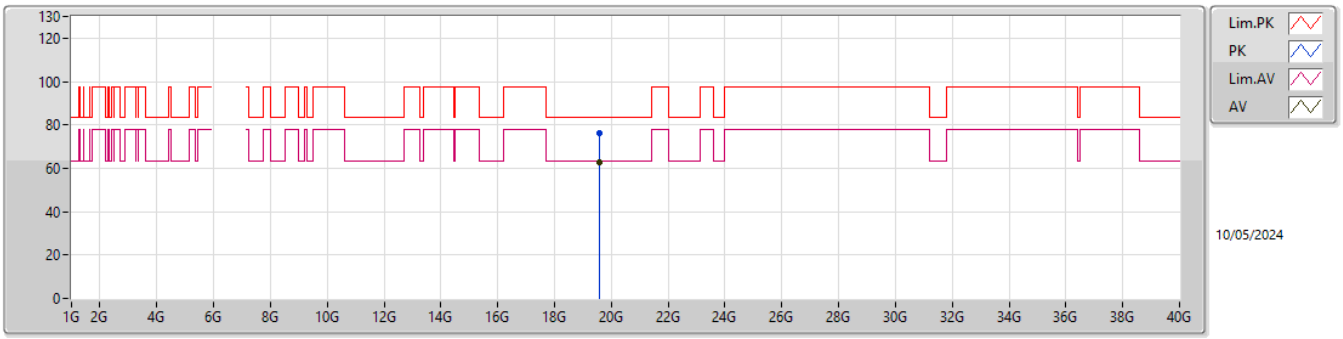

EUT Y_2TX
SET 25

Type	Freq	Level	Limit	Margin	Raw	Dist	Condition	Azimuth	Height	Comment	AF	CL	PA
	(Hz)	(dBuV/m)	(dBuV/m)	(dB)	(dBuV)	(m)		(°)	(m)		(dB)	(dB)	(dB)
PK	19.60056G	76.26	83.54	-7.28	72.84	1	Vertical	292	1.80	25	37.80	15.22	49.60
AV	19.60084G	62.78	63.54	-0.76	59.35	1	Vertical	292	1.80	25	37.81	15.22	49.60

6.525-6.875GHz_802.11be EHT20_Nss1,(MCS0)_2TX

6535MHz_TX

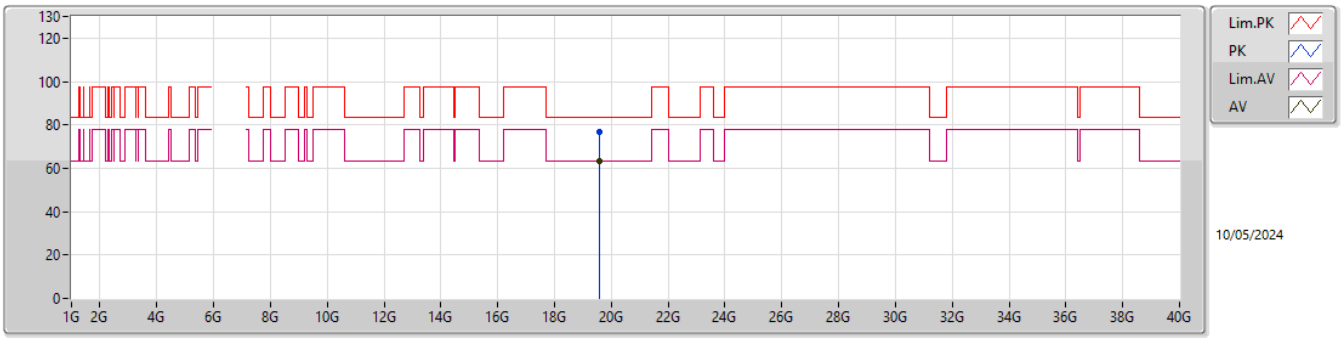

EUT Y_2TX
SET 24.5

Type	Freq	Level	Limit	Margin	Raw	Dist	Condition	Azimuth	Height	Comment	AF	CL	PA
	(Hz)	(dBuV/m)	(dBuV/m)	(dB)	(dBuV)	(m)		(°)	(m)		(dB)	(dB)	(dB)
PK	19.60084G	76.92	83.54	-6.62	73.49	1	Horizontal	345	1.83	24.5	37.81	15.22	49.60
AV	19.60104G	63.15	63.54	-0.39	59.72	1	Horizontal	345	1.83	24.5	37.81	15.22	49.60

6.525-6.875GHz_802.11be EHT20_Nss1,(MCS0)_2TX

6695MHz_TX

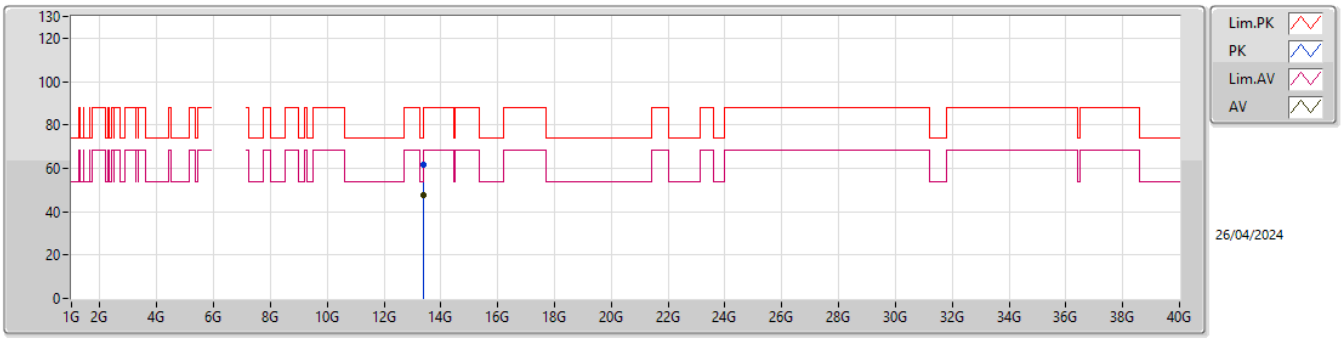

EUT Y_2TX
SET 11

Type	Freq	Level	Limit	Margin	Raw	Dist	Condition	Azimuth	Height	Comment	AF	CL	PA
	(Hz)	(dBuV/m)	(dBuV/m)	(dB)	(dBuV)	(m)		(°)	(m)		(dB)	(dB)	(dB)
PK	13.38273G	61.66	74.00	-12.34	42.44	3	Vertical	352	1.19	11	40.07	11.99	32.84
AV	13.37138G	47.71	54.00	-6.29	28.53	3	Vertical	352	1.19	11	40.04	11.99	32.85

6.525-6.875GHz_802.11be EHT20_Nss1,(MCS0)_2TX

6695MHz_TX

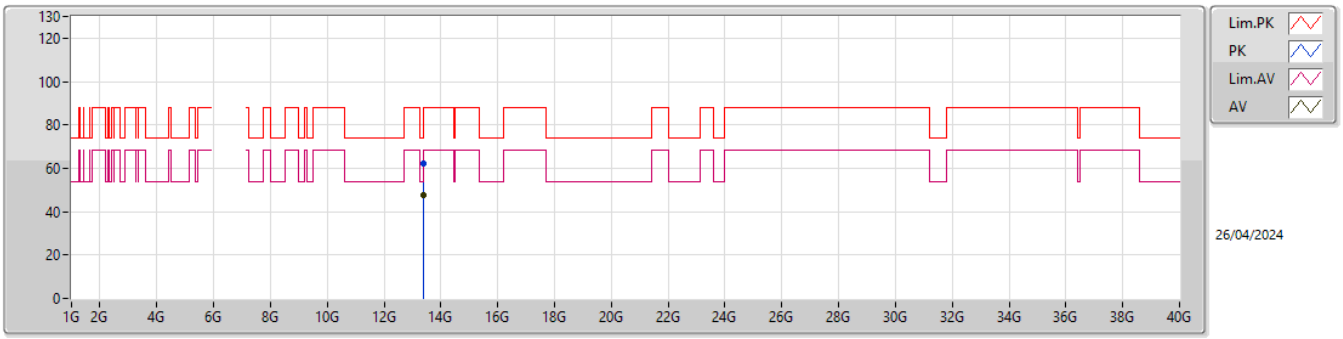

EUT Y_2TX
SET 11

Type	Freq	Level	Limit	Margin	Raw	Dist	Condition	Azimuth	Height	Comment	AF	CL	PA
	(Hz)	(dBuV/m)	(dBuV/m)	(dB)	(dBuV)	(m)		(°)	(m)		(dB)	(dB)	(dB)
PK	13.39607G	61.99	74.00	-12.01	42.73	3	Horizontal	102	1.80	11	40.09	11.99	32.82
AV	13.37258G	47.85	54.00	-6.15	28.66	3	Horizontal	102	1.80	11	40.05	11.99	32.85

6.525-6.875GHz_802.11be EHT20_Nss1,(MCS0)_2TX

6695MHz_TX

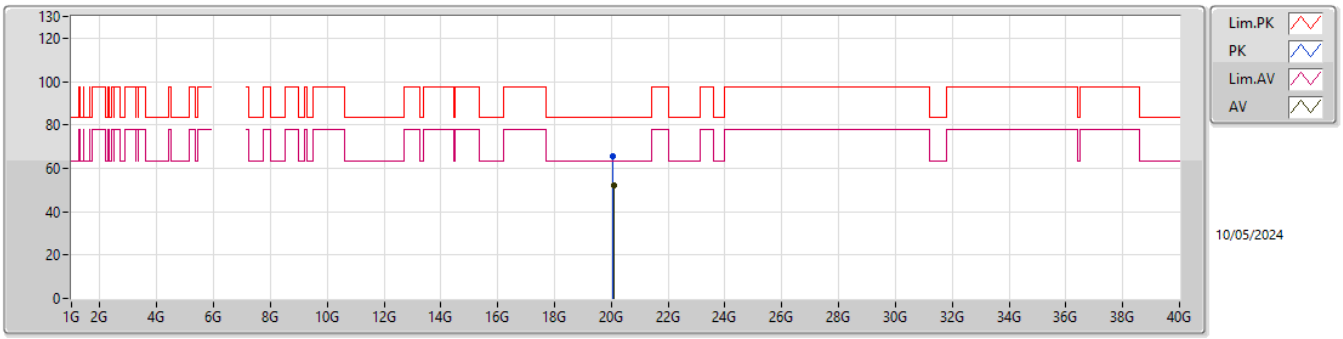

EUT Y_2TX
SET 25

Type	Freq	Level	Limit	Margin	Raw	Dist	Condition	Azimuth	Height	Comment	AF	CL	PA
	(Hz)	(dBuV/m)	(dBuV/m)	(dB)	(dBuV)	(m)		(°)	(m)		(dB)	(dB)	(dB)
PK	20.06878G	65.55	83.54	-17.99	61.76	1	Vertical	331	1.86	25	37.78	15.26	49.25
AV	20.08768G	51.94	63.54	-11.60	48.07	1	Vertical	331	1.86	25	37.85	15.27	49.25

6.525-6.875GHz_802.11be EHT20_Nss1,(MCS0)_2TX

6695MHz_TX

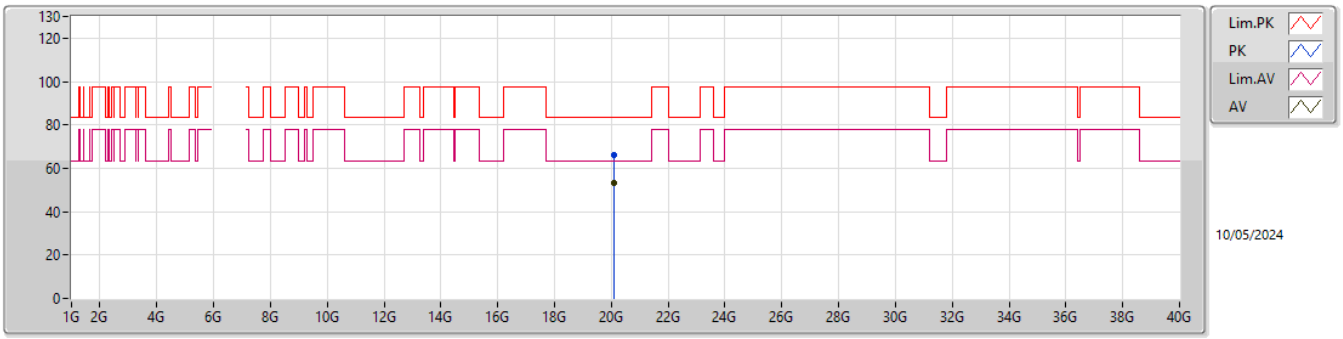

EUT Y_2TX
SET 25

Type	Freq	Level	Limit	Margin	Raw	Dist	Condition	Azimuth	Height	Comment	AF	CL	PA
	(Hz)	(dBuV/m)	(dBuV/m)	(dB)	(dBuV)	(m)		(°)	(m)		(dB)	(dB)	(dB)
PK	20.07689G	66.07	83.54	-17.47	62.25	1	Horizontal	349	1.81	25	37.81	15.26	49.25
AV	20.07809G	53.16	63.54	-10.38	49.34	1	Horizontal	349	1.81	25	37.81	15.26	49.25

6.525-6.875GHz_802.11be EHT20_Nss1,(MCS0)_2TX

6875MHz Straddle 6.525-6.875GHz_TX

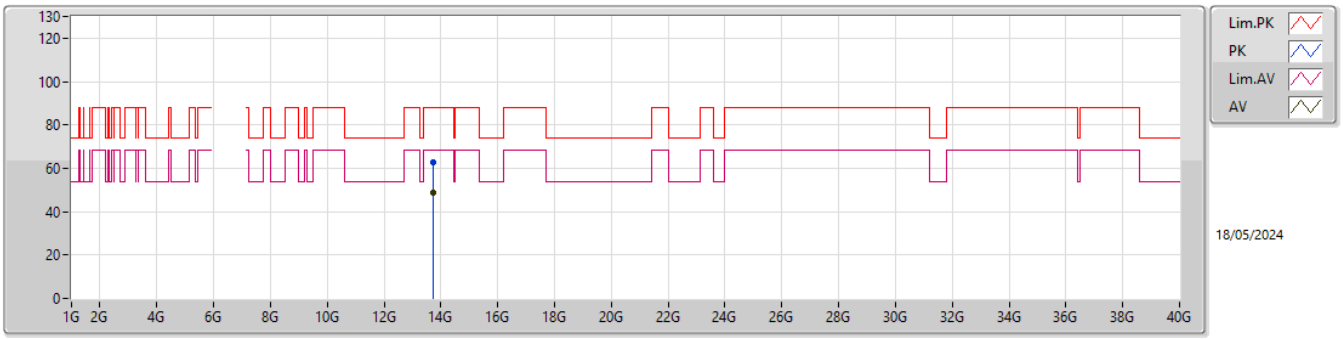

EUT Y_2TX
SET 11.5

Type	Freq	Level	Limit	Margin	Raw	Dist	Condition	Azimuth	Height	Comment	AF	CL	PA
	(Hz)	(dBuV/m)	(dBuV/m)	(dB)	(dBuV)	(m)		(°)	(m)		(dB)	(dB)	(dB)
PK	13.74588G	62.96	88.20	-25.24	42.92	3	Vertical	5	1.58	11.5	40.58	12.11	32.65
RMS	13.74369G	48.57	68.20	-19.63	28.54	3	Vertical	5	1.58	11.5	40.57	12.11	32.65

6.525-6.875GHz_802.11be EHT20_Nss1,(MCS0)_2TX

6875MHz Straddle 6.525-6.875GHz_TX

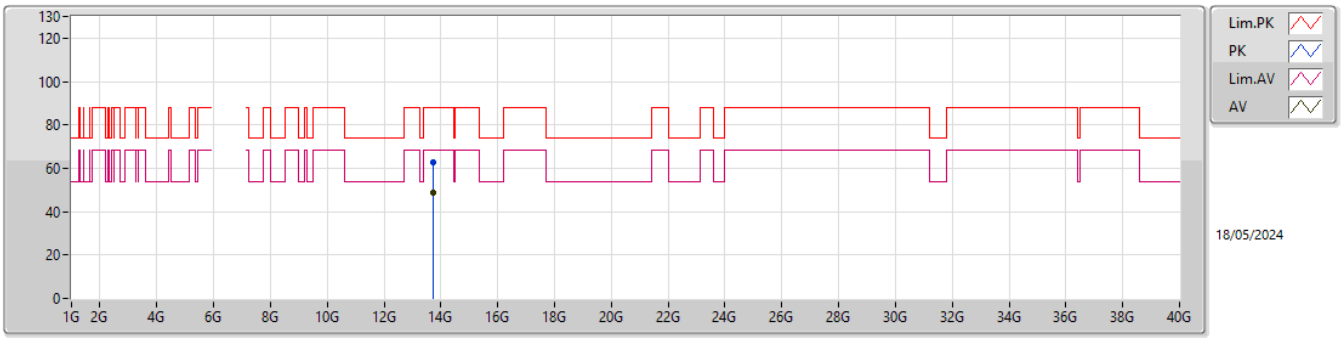

EUT Y_2TX
SET 11.5

Type	Freq	Level	Limit	Margin	Raw	Dist	Condition	Azimuth	Height	Comment	AF	CL	PA
	(Hz)	(dBuV/m)	(dBuV/m)	(dB)	(dBuV)	(m)		(°)	(m)		(dB)	(dB)	(dB)
PK	13.7504G	62.83	88.20	-25.37	42.76	3	Horizontal	360	1.80	11.5	40.60	12.12	32.65
RMS	13.74125G	48.56	68.20	-19.64	28.54	3	Horizontal	360	1.80	11.5	40.56	12.11	32.65

6.525-6.875GHz_802.11be EHT20_Nss1,(MCS0)_2TX

6875MHz Straddle 6.525-6.875GHz_TX

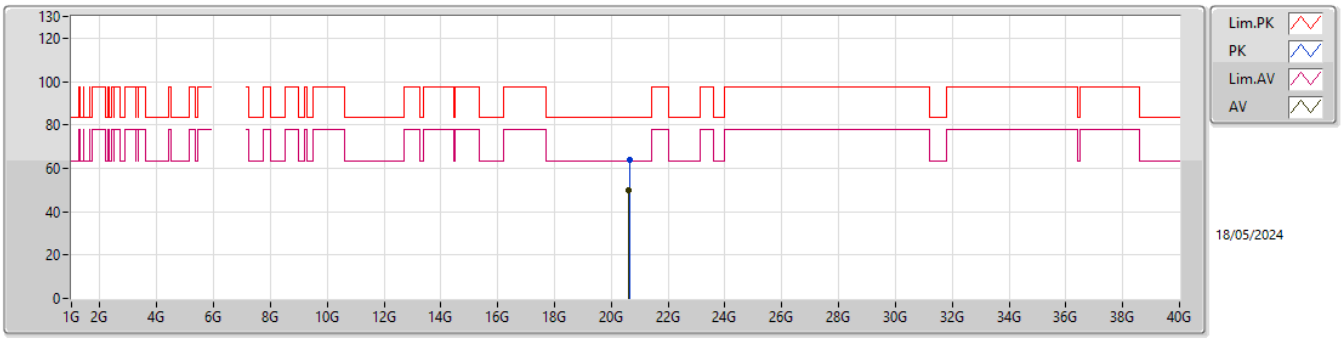

EUT Y_2TX
SET 25
01-S-C-6

Type	Freq	Level	Limit	Margin	Raw	Dist	Condition	Azimuth	Height	Comment	AF	CL	PA
	(Hz)	(dBuV/m)	(dBuV/m)	(dB)	(dBuV)	(m)		(°)	(m)		(dB)	(dB)	(dB)
PK	20.63755G	64.15	83.54	-19.39	59.59	1	Vertical	305	1.70	-	37.92	15.71	49.07
AV	20.61895G	49.85	63.54	-13.69	45.27	1	Vertical	305	1.70	-	37.96	15.70	49.08

6.525-6.875GHz_802.11be EHT20_Nss1,(MCS0)_2TX

6875MHz Straddle 6.525-6.875GHz_TX

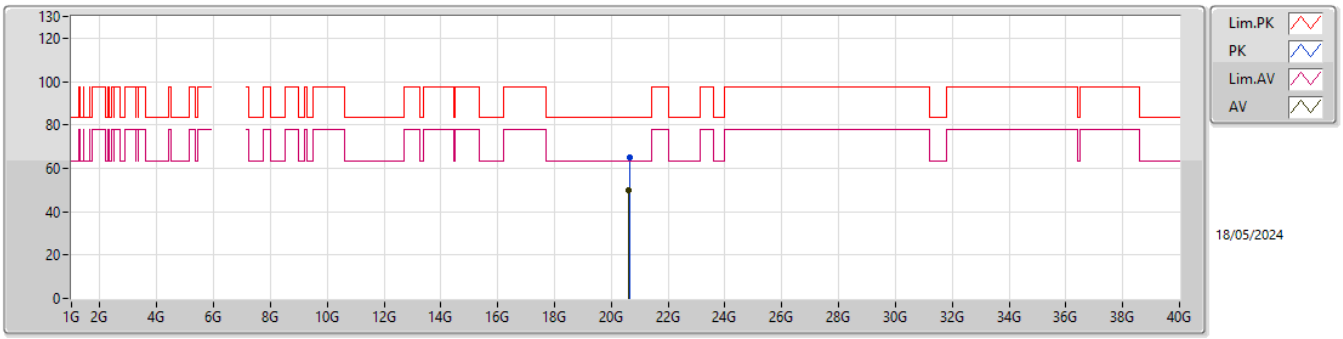

EUT Y_2TX
SET 25
01-S-C-6

Type	Freq	Level	Limit	Margin	Raw	Dist	Condition	Azimuth	Height	Comment	AF	CL	PA
	(Hz)	(dBuV/m)	(dBuV/m)	(dB)	(dBuV)	(m)		(°)	(m)		(dB)	(dB)	(dB)
PK	20.639G	65.02	83.54	-18.52	60.46	1	Horizontal	66	1.68	-	37.92	15.71	49.07
AV	20.6189G	49.94	63.54	-13.60	45.36	1	Horizontal	66	1.68	-	37.96	15.70	49.08

6.875-7.125GHz_802.11be EHT20_Nss1,(MCS0)_2TX

6895MHz_TX

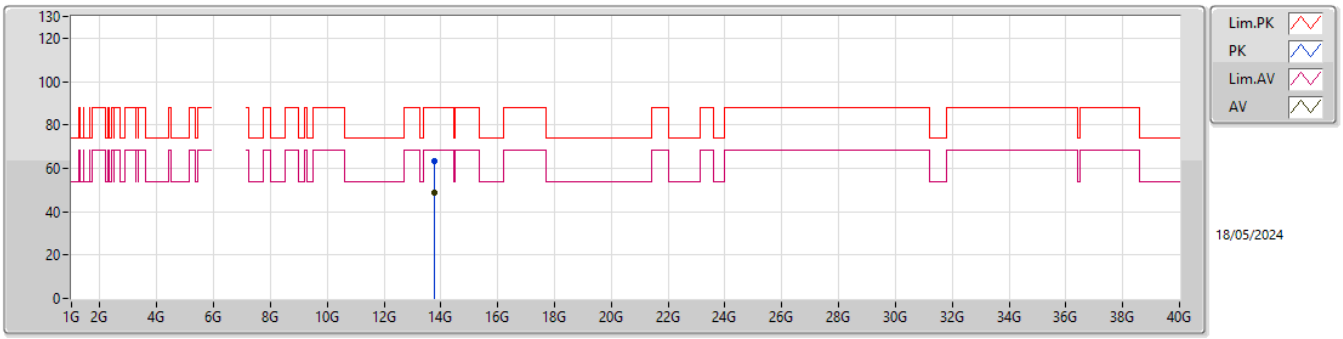

EUT Y_2TX
SET 11

Type	Freq	Level	Limit	Margin	Raw	Dist	Condition	Azimuth	Height	Comment	AF	CL	PA
	(Hz)	(dBuV/m)	(dBuV/m)	(dB)	(dBuV)	(m)		(°)	(m)		(dB)	(dB)	(dB)
PK	13.78361G	63.11	88.20	-25.09	42.95	3	Vertical	360	2.73	11	40.67	12.13	32.64
RMS	13.78525G	48.61	68.20	-19.59	28.45	3	Vertical	360	2.73	11	40.67	12.13	32.64

6.875-7.125GHz_802.11be EHT20_Nss1,(MCS0)_2TX

6895MHz_TX

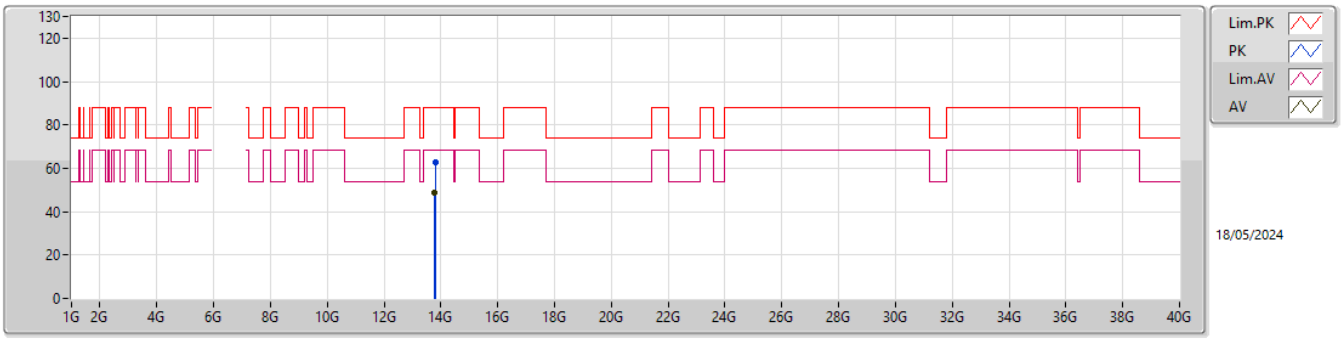

EUT Y_2TX
SET 11

Type	Freq	Level	Limit	Margin	Raw	Dist	Condition	Azimuth	Height	Comment	AF	CL	PA
	(Hz)	(dBuV/m)	(dBuV/m)	(dB)	(dBuV)	(m)		(°)	(m)		(dB)	(dB)	(dB)
PK	13.79667G	62.89	88.20	-25.31	42.71	3	Horizontal	292	1.80	11	40.69	12.13	32.64
RMS	13.77094G	48.55	68.20	-19.65	28.44	3	Horizontal	292	1.80	11	40.64	12.12	32.65

6.875-7.125GHz_802.11be EHT20_Nss1,(MCS0)_2TX

6895MHz_TX

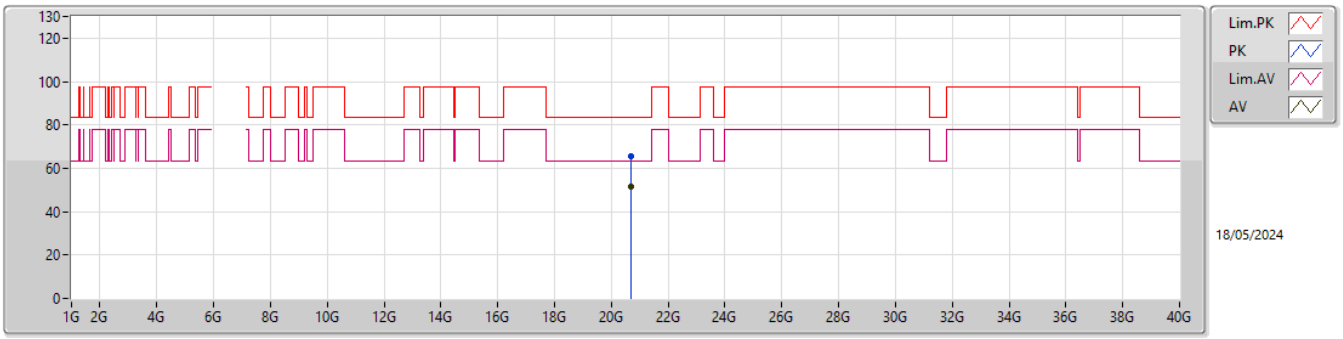

EUT Y_2TX
SET 25
01-S-C-6

Type	Freq	Level	Limit	Margin	Raw	Dist	Condition	Azimuth	Height	Comment	AF	CL	PA
	(Hz)	(dBuV/m)	(dBuV/m)	(dB)	(dBuV)	(m)		(°)	(m)		(dB)	(dB)	(dB)
PK	20.67804G	65.76	83.54	-17.78	61.17	1	Vertical	20	1.76	-	37.90	15.74	49.05
AV	20.68324G	51.61	63.54	-11.93	47.00	1	Vertical	20	1.76	-	37.90	15.75	49.04

6.875-7.125GHz_802.11be EHT20_Nss1,(MCS0)_2TX

6895MHz_TX

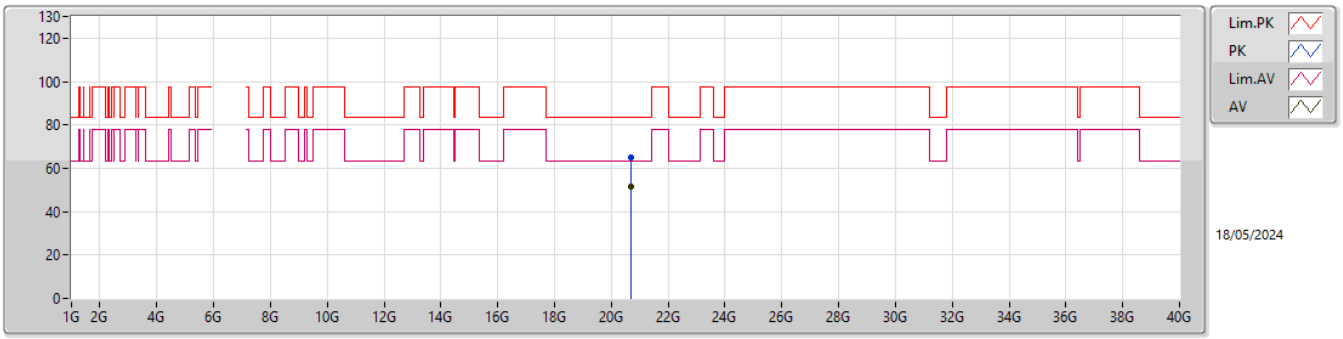

EUT Y_2TX
SET 25
01-S-C-6

Type	Freq	Level	Limit	Margin	Raw	Dist	Condition	Azimuth	Height	Comment	AF	CL	PA
	(Hz)	(dBuV/m)	(dBuV/m)	(dB)	(dBuV)	(m)		(°)	(m)		(dB)	(dB)	(dB)
PK	20.68444G	65.05	83.54	-18.49	60.44	1	Horizontal	69	1.80	-	37.90	15.75	49.04
AV	20.68156G	51.43	63.54	-12.11	46.83	1	Horizontal	69	1.80	-	37.90	15.75	49.05

6.875-7.125GHz_802.11be EHT20_Nss1,(MCS0)_2TX

6995MHz_TX

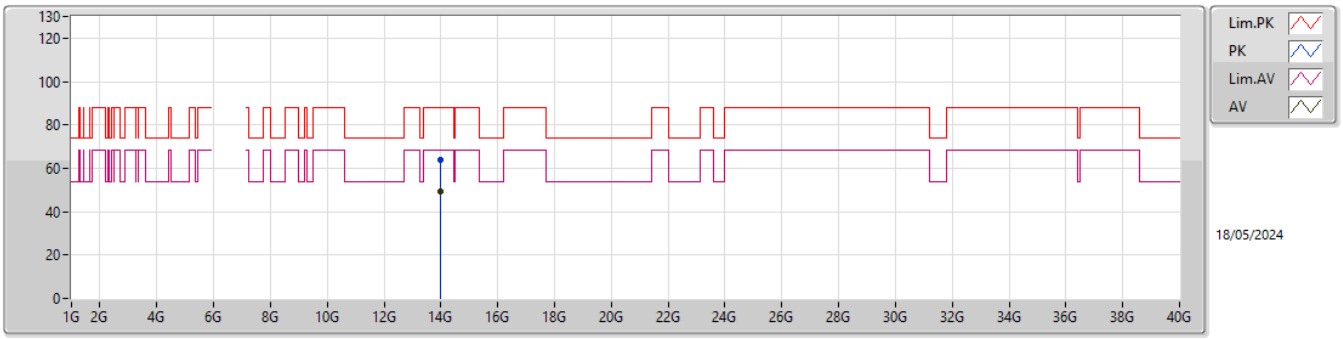

EUT Y_2TX
SET 11.5

Type	Freq	Level	Limit	Margin	Raw	Dist	Condition	Azimuth	Height	Comment	AF	CL	PA
	(Hz)	(dBuV/m)	(dBuV/m)	(dB)	(dBuV)	(m)		(°)	(m)		(dB)	(dB)	(dB)
PK	13.99815G	64.04	88.20	-24.16	43.25	3	Vertical	348	1.31	11.5	41.19	12.20	32.60
RMS	13.97833G	49.46	68.20	-18.74	28.76	3	Vertical	348	1.31	11.5	41.11	12.19	32.60

6.875-7.125GHz_802.11be EHT20_Nss1,(MCS0)_2TX

6995MHz_TX

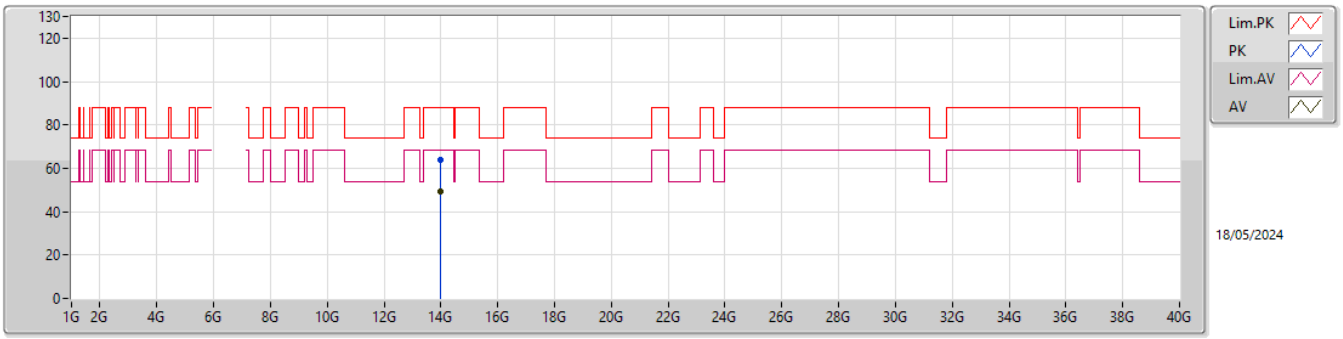

EUT Y_2TX
SET 11.5

Type	Freq	Level	Limit	Margin	Raw	Dist	Condition	Azimuth	Height	Comment	AF	CL	PA
	(Hz)	(dBuV/m)	(dBuV/m)	(dB)	(dBuV)	(m)		(°)	(m)		(dB)	(dB)	(dB)
PK	13.97941G	63.96	88.20	-24.24	43.25	3	Horizontal	169	1.80	11.5	41.12	12.19	32.60
RMS	13.97042G	49.44	68.20	-18.76	28.78	3	Horizontal	169	1.80	11.5	41.08	12.19	32.61

6.875-7.125GHz_802.11be EHT20_Nss1,(MCS0)_2TX

6995MHz_TX

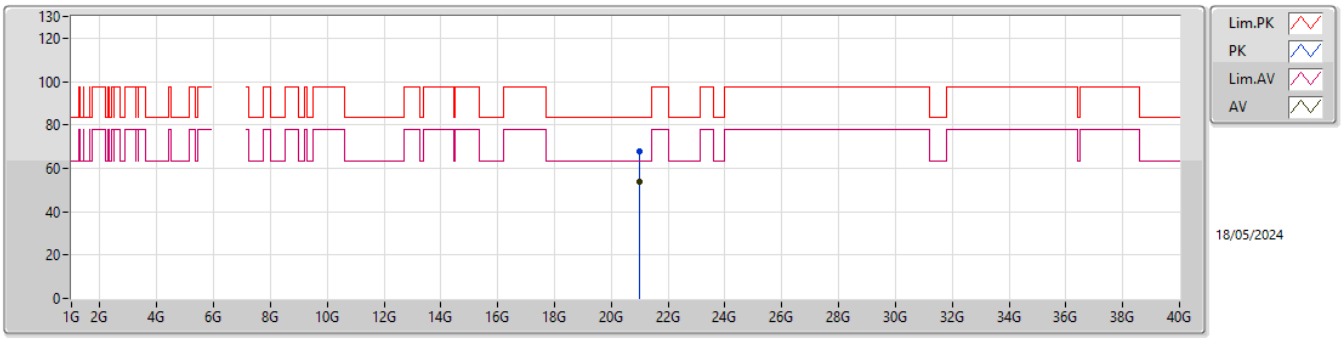

EUT Y_2TX
SET 25
01-S-C-6

Type	Freq	Level	Limit	Margin	Raw	Dist	Condition	Azimuth	Height	Comment	AF	CL	PA
	(Hz)	(dBuV/m)	(dBuV/m)	(dB)	(dBuV)	(m)		(°)	(m)		(dB)	(dB)	(dB)
PK	20.98844G	67.74	83.54	-15.80	62.69	1	Vertical	165	1.36	-	37.95	15.99	48.89
AV	20.98852G	53.63	63.54	-9.91	48.58	1	Vertical	165	1.36	-	37.95	15.99	48.89

6.875-7.125GHz_802.11be EHT20_Nss1,(MCS0)_2TX

6995MHz_TX

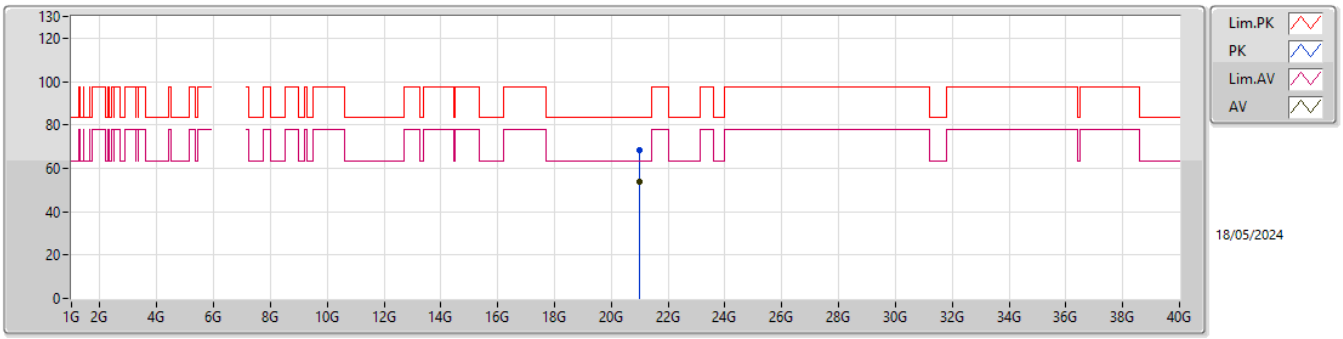

EUT Y_2TX
SET 25
01-S-C-6

Type	Freq	Level	Limit	Margin	Raw	Dist	Condition	Azimuth	Height	Comment	AF	CL	PA
	(Hz)	(dBuV/m)	(dBuV/m)	(dB)	(dBuV)	(m)		(°)	(m)		(dB)	(dB)	(dB)
PK	20.98764G	68.36	83.54	-15.18	63.31	1	Horizontal	329	1.80	-	37.95	15.99	48.89
AV	20.98956G	53.75	63.54	-9.79	48.71	1	Horizontal	329	1.80	-	37.94	15.99	48.89

6.875-7.125GHz_802.11be EHT20_Nss1,(MCS0)_2TX

7095MHz_TX

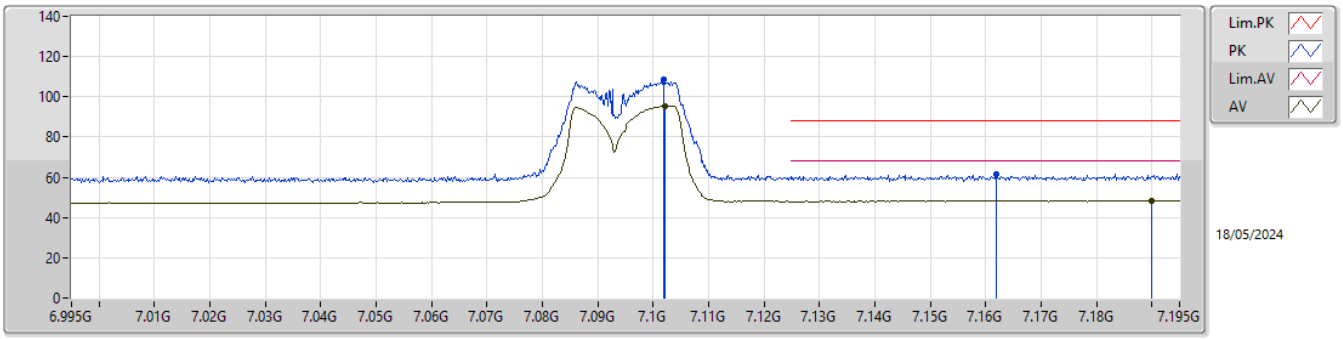

EUT Y_2TX
SET 11.5

Type	Freq	Level	Limit	Margin	Raw	Dist	Condition	Azimuth	Height	Comment	AF	CL	PA
	(Hz)	(dBuV/m)	(dBuV/m)	(dB)	(dBuV)	(m)		(°)	(m)		(dB)	(dB)	(dB)
PK	7.102G	108.48	Inf	-Inf	98.67	3	Vertical	338	2.03	-	35.41	6.40	32.00
RMS	7.1022G	95.59	Inf	-Inf	85.78	3	Vertical	338	2.03	-	35.41	6.40	32.00
PK	7.162G	61.71	88.20	-26.49	51.54	3	Vertical	338	2.03	-	35.77	6.43	32.03
RMS	7.19G	48.37	68.20	-19.83	38.03	3	Vertical	338	2.03	-	35.94	6.45	32.05

6.875-7.125GHz_802.11be EHT20_Nss1,(MCS0)_2TX

7095MHz_TX

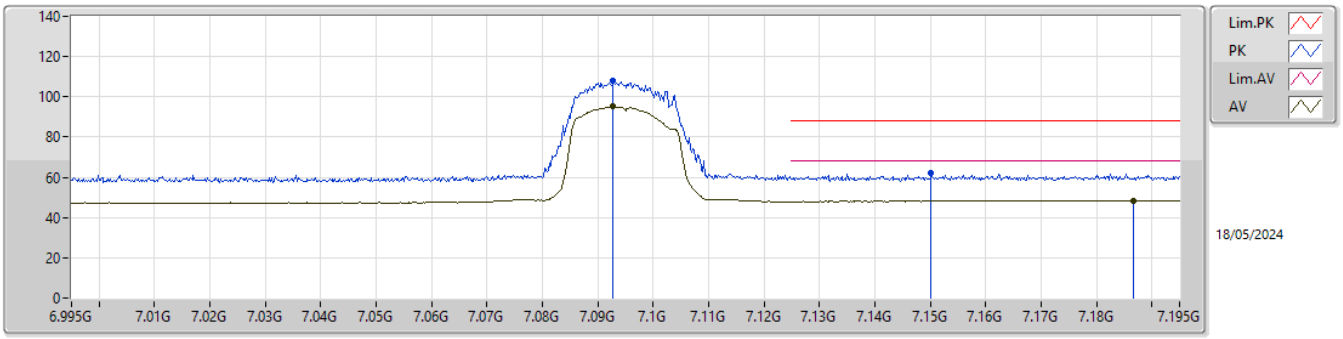

EUT Y_2TX
SET 11.5

Type	Freq	Level	Limit	Margin	Raw	Dist	Condition	Azimuth	Height	Comment	AF	CL	PA
	(Hz)	(dBuV/m)	(dBuV/m)	(dB)	(dBuV)	(m)		(°)	(m)		(dB)	(dB)	(dB)
PK	7.0928G	108.03	Inf	-Inf	98.23	3	Horizontal	350	2.32	-	35.39	6.40	31.99
RMS	7.0926G	95.15	Inf	-Inf	85.35	3	Horizontal	350	2.32	-	35.39	6.40	31.99
PK	7.1502G	62.00	88.20	-26.20	51.89	3	Horizontal	350	2.32	-	35.70	6.43	32.02
RMS	7.1866G	48.50	68.20	-19.70	38.18	3	Horizontal	350	2.32	-	35.92	6.44	32.04

6.875-7.125GHz_802.11be EHT20_Nss1,(MCS0)_2TX

7095MHz_TX

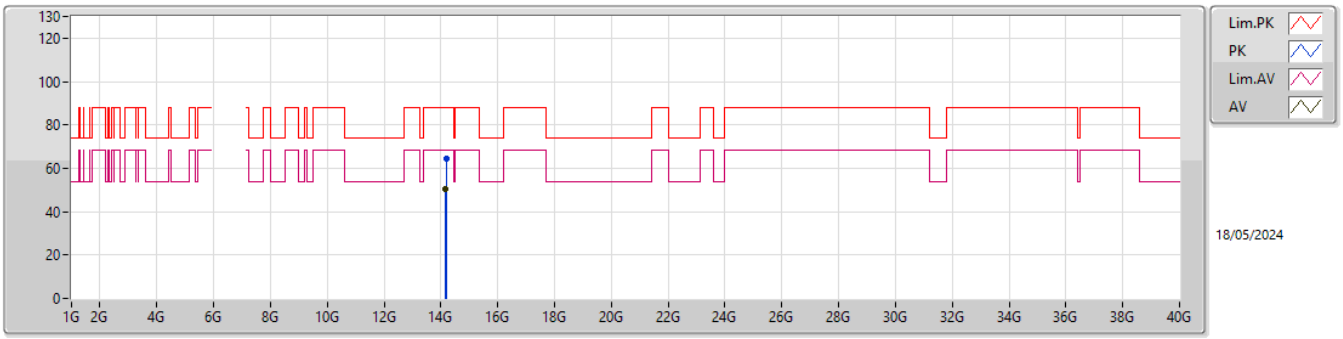

EUT Y_2TX
SET 11.5

Type	Freq	Level	Limit	Margin	Raw	Dist	Condition	Azimuth	Height	Comment	AF	CL	PA
	(Hz)	(dBuV/m)	(dBuV/m)	(dB)	(dBuV)	(m)		(°)	(m)		(dB)	(dB)	(dB)
PK	14.19675G	64.56	88.20	-23.64	43.30	3	Vertical	333	1.80	11.5	41.69	12.26	32.69
RMS	14.17034G	50.31	68.20	-17.89	29.15	3	Vertical	333	1.80	11.5	41.58	12.25	32.67

6.875-7.125GHz_802.11be EHT20_Nss1,(MCS0)_2TX

7095MHz_TX

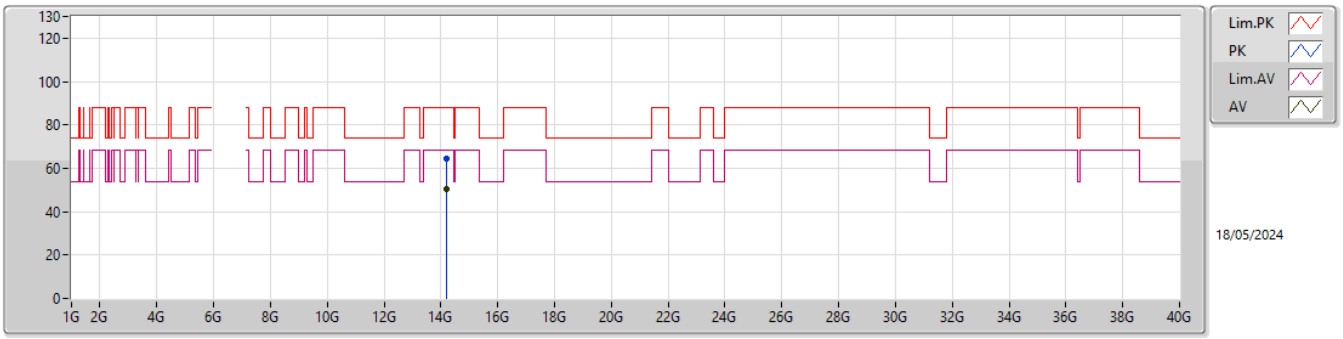

EUT Y_2TX
SET 11.5

Type	Freq	Level	Limit	Margin	Raw	Dist	Condition	Azimuth	Height	Comment	AF	CL	PA
	(Hz)	(dBuV/m)	(dBuV/m)	(dB)	(dBuV)	(m)		(°)	(m)		(dB)	(dB)	(dB)
PK	14.19272G	64.47	88.20	-23.73	43.22	3	Horizontal	255	1.80	11.5	41.67	12.26	32.68
RMS	14.1864G	50.42	68.20	-17.78	29.19	3	Horizontal	255	1.80	11.5	41.65	12.26	32.68

6.875-7.125GHz_802.11be EHT20_Nss1,(MCS0)_2TX

7095MHz_TX

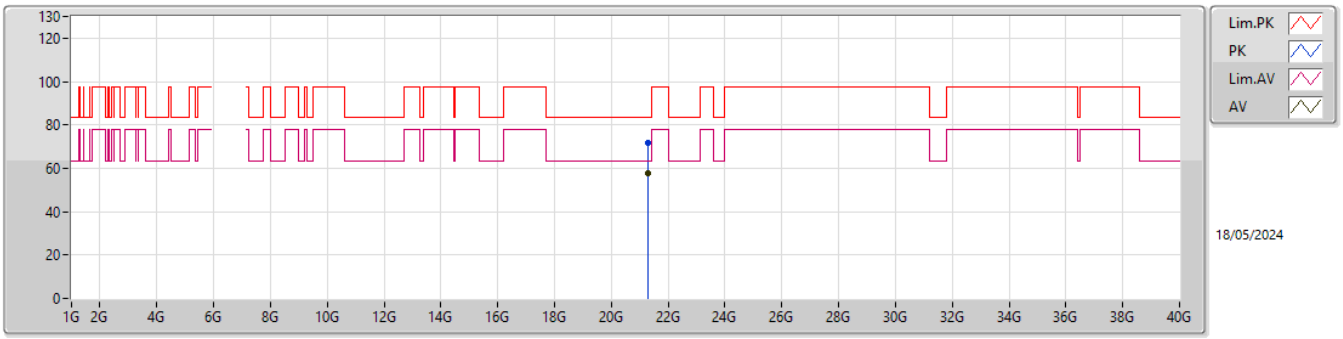

EUT Y_2TX
SET 25
01-S-C-6

Type	Freq	Level	Limit	Margin	Raw	Dist	Condition	Azimuth	Height	Comment	AF	CL	PA
	(Hz)	(dBuV/m)	(dBuV/m)	(dB)	(dBuV)	(m)		(°)	(m)		(dB)	(dB)	(dB)
PK	21.30196G	71.81	83.54	-11.73	66.01	1	Vertical	91	1.87	-	38.40	16.24	48.84
AV	21.28244G	57.92	63.54	-5.62	52.28	1	Vertical	91	1.87	-	38.26	16.23	48.85

6.875-7.125GHz_802.11be EHT20_Nss1,(MCS0)_2TX

7095MHz_TX

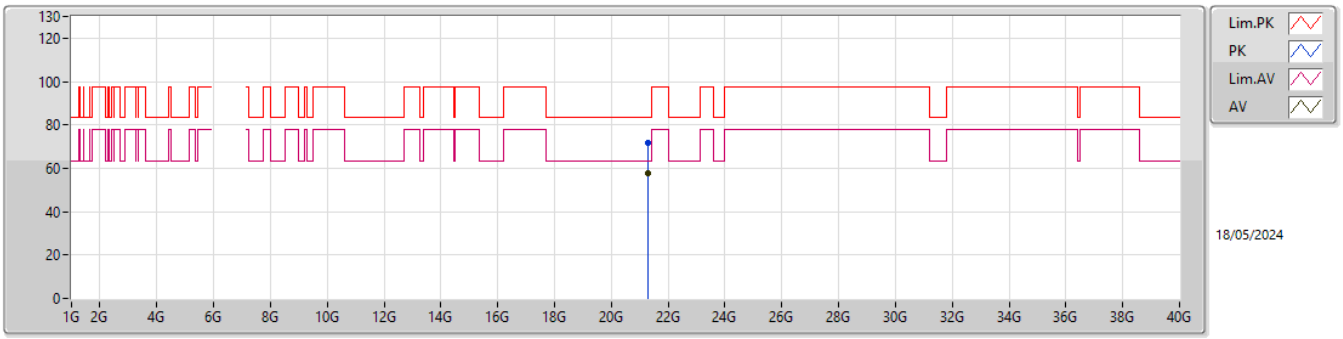

EUT Y_2TX
SET 25
01-S-C-6

Type	Freq	Level	Limit	Margin	Raw	Dist	Condition	Azimuth	Height	Comment	AF	CL	PA
	(Hz)	(dBuV/m)	(dBuV/m)	(dB)	(dBuV)	(m)		(°)	(m)		(dB)	(dB)	(dB)
PK	21.2794G	71.90	83.54	-11.64	66.29	1	Horizontal	32	1.80	-	38.24	16.22	48.85
AV	21.28236G	57.94	63.54	-5.60	52.30	1	Horizontal	32	1.80	-	38.26	16.23	48.85

6.875-7.125GHz_802.11be EHT20_Nss1,(MCS0)_2TX

7115MHz_TX

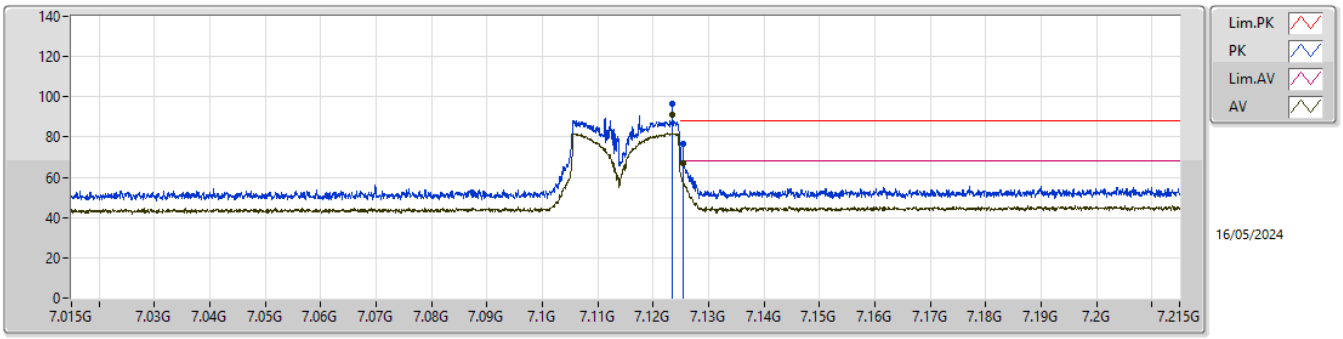

EUT Y_2TX
SET -2.5
01-S-C-6-10

Type	Freq	Level	Limit	Margin	Raw	Dist	Condition	Azimuth	Height	Comment	AF	CL	PA
	(Hz)	(dBuV/m)	(dBuV/m)	(dB)	(dBuV)	(m)		(°)	(m)		(dB)	(dB)	(dB)
PK	7.1235G	96.65	Inf	-Inf	85.44	3	Vertical	343	2.25	15_BP 1MH	35.74	8.52	33.05
RMS	7.1235G	91.15	Inf	-Inf	79.94	3	Vertical	343	2.25	15_BP 1MH	35.74	8.52	33.05
PK	7.1255G	76.46	88.20	-11.74	65.24	3	Vertical	343	2.25	15_BP 1MH	35.75	8.52	33.05
RMS	7.1255G	67.05	68.20	-1.15	55.83	3	Vertical	343	2.25	15_BP 1MH	35.75	8.52	33.05

6.875-7.125GHz_802.11be EHT20_Nss1,(MCS0)_2TX

7115MHz_TX

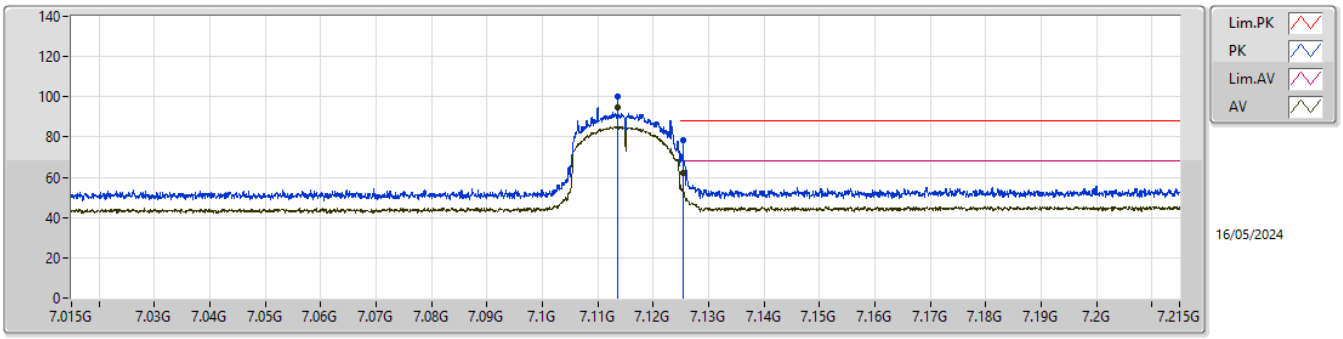

EUT Y_2TX
SET -2.5
01-S-C-6-10

Type	Freq	Level	Limit	Margin	Raw	Dist	Condition	Azimuth	Height	Comment	AF	CL	PA
	(Hz)	(dBuV/m)	(dBuV/m)	(dB)	(dBuV)	(m)		(°)	(m)		(dB)	(dB)	(dB)
PK	7.1135G	100.36	Inf	-Inf	89.20	3	Horizontal	357	2.31	15_BP 1MH	35.68	8.52	33.04
RMS	7.1135G	94.50	Inf	-Inf	83.34	3	Horizontal	357	2.31	15_BP 1MH	35.68	8.52	33.04
PK	7.1255G	78.34	88.20	-9.86	67.12	3	Horizontal	357	2.31	15_BP 1MH	35.75	8.52	33.05
RMS	7.1255G	62.13	68.20	-6.07	50.91	3	Horizontal	357	2.31	15_BP 1MH	35.75	8.52	33.05

6.875-7.125GHz_802.11be EHT20_Nss1,(MCS0)_2TX

7115MHz_TX

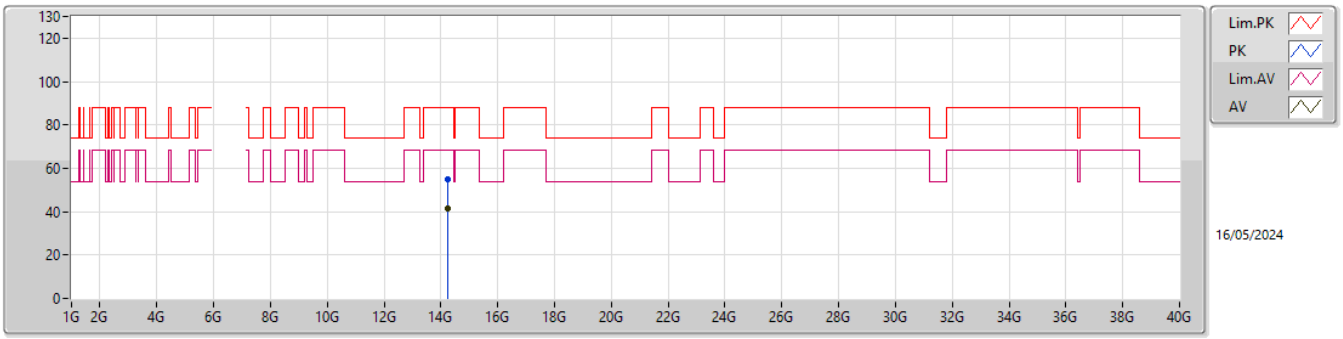

EUT Y_2TX
SET -2.5

Type	Freq	Level	Limit	Margin	Raw	Dist	Condition	Azimuth	Height	Comment	AF	CL	PA
	(Hz)	(dBuV/m)	(dBuV/m)	(dB)	(dBuV)	(m)		(°)	(m)		(dB)	(dB)	(dB)
PK	14.24574G	55.01	88.20	-33.19	33.65	3	Vertical	343	1.79	0	41.79	12.28	32.71
RMS	14.24267G	41.58	68.20	-26.62	20.22	3	Vertical	343	1.79	0	41.79	12.28	32.71

6.875-7.125GHz_802.11be EHT20_Nss1,(MCS0)_2TX

7115MHz_TX

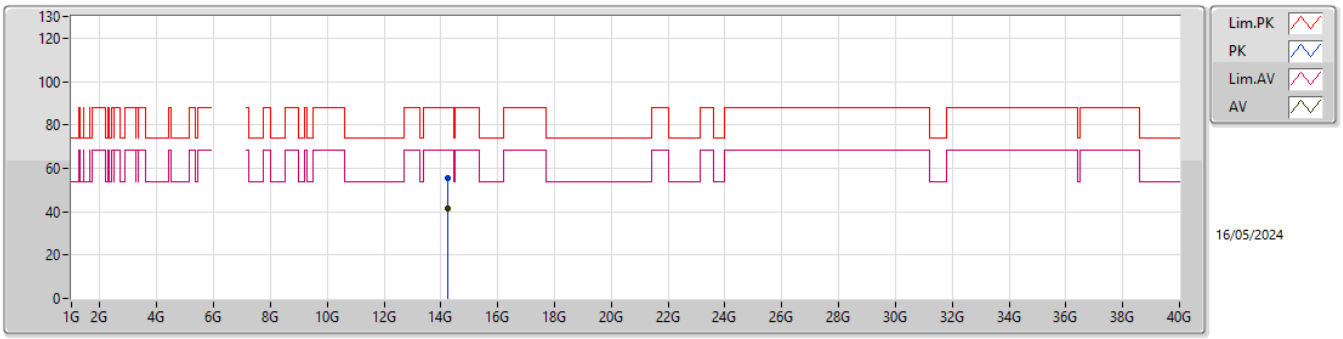

EUT Y_2TX
SET -2.5

Type	Freq	Level	Limit	Margin	Raw	Dist	Condition	Azimuth	Height	Comment	AF	CL	PA
	(Hz)	(dBuV/m)	(dBuV/m)	(dB)	(dBuV)	(m)		(°)	(m)		(dB)	(dB)	(dB)
PK	14.24606G	55.25	88.20	-32.95	33.89	3	Horizontal	360	2.69	0	41.79	12.28	32.71
RMS	14.24331G	41.60	68.20	-26.60	20.24	3	Horizontal	360	2.69	0	41.79	12.28	32.71

6.875-7.125GHz_802.11be EHT20_Nss1,(MCS0)_2TX

7115MHz_TX

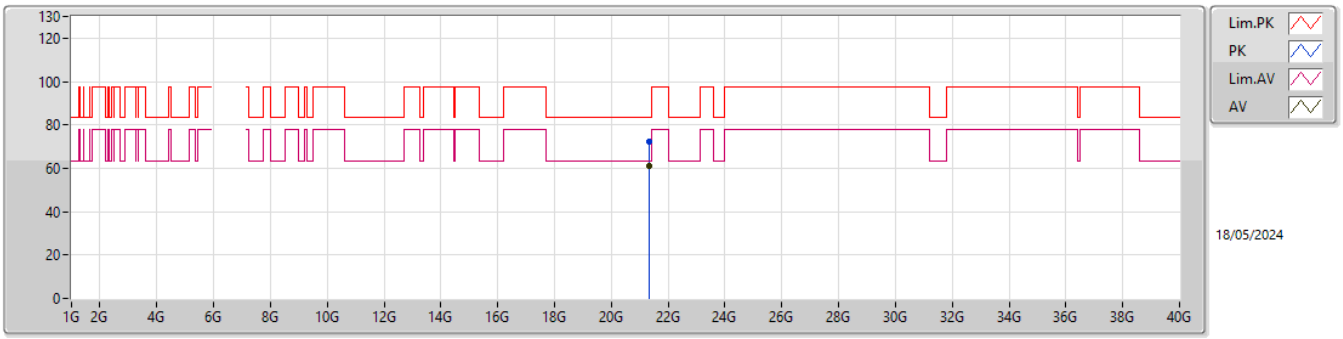

EUT Y_2TX
SET 25
01-S-C-6

Type	Freq	Level	Limit	Margin	Raw	Dist	Condition	Azimuth	Height	Comment	AF	CL	PA
	(Hz)	(dBuV/m)	(dBuV/m)	(dB)	(dBuV)	(m)		(°)	(m)		(dB)	(dB)	(dB)
PK	21.34012G	72.51	83.54	-11.03	66.76	1	Vertical	98	1.55	-	38.32	16.27	48.84
AV	21.34052G	60.93	63.54	-2.61	55.18	1	Vertical	98	1.55	-	38.32	16.27	48.84

6.875-7.125GHz_802.11be EHT20_Nss1,(MCS0)_2TX

7115MHz_TX

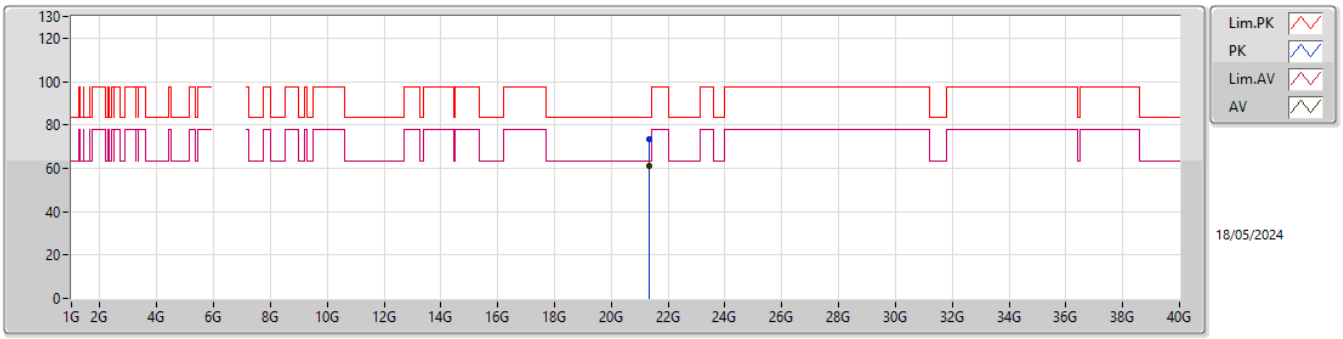

EUT Y_2TX
SET 25
01-S-C-6

Type	Freq	Level	Limit	Margin	Raw	Dist	Condition	Azimuth	Height	Comment	AF	CL	PA
	(Hz)	(dBuV/m)	(dBuV/m)	(dB)	(dBuV)	(m)		(°)	(m)		(dB)	(dB)	(dB)
PK	21.3366G	73.50	83.54	-10.04	67.74	1	Horizontal	34	1.80	-	38.33	16.27	48.84
AV	21.34036G	60.90	63.54	-2.64	55.15	1	Horizontal	34	1.80	-	38.32	16.27	48.84

5.925-6.425GHz_802.11be EHT40_Nss1,(MCS0)_2TX

5965MHz_TX

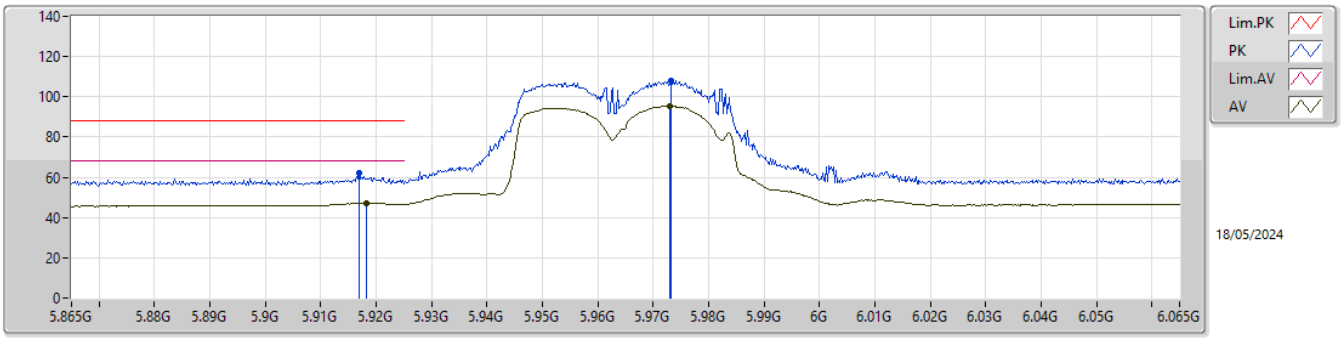

EUT Y_2TX
SET 14

Type	Freq	Level	Limit	Margin	Raw	Dist	Condition	Azimuth	Height	Comment	AF	CL	PA
	(Hz)	(dBuV/m)	(dBuV/m)	(dB)	(dBuV)	(m)		(°)	(m)		(dB)	(dB)	(dB)
PK	5.917G	61.97	88.20	-26.23	53.16	3	Vertical	0	2.16	-	34.20	5.76	31.15
RMS	5.9182G	47.26	68.20	-20.94	38.45	3	Vertical	0	2.16	-	34.20	5.76	31.15
PK	5.9732G	108.22	Inf	-Inf	99.33	3	Vertical	0	2.16	-	34.25	5.82	31.18
RMS	5.973G	95.64	Inf	-Inf	86.75	3	Vertical	0	2.16	-	34.25	5.82	31.18

5.925-6.425GHz_802.11be EHT40_Nss1,(MCS0)_2TX

5965MHz_TX

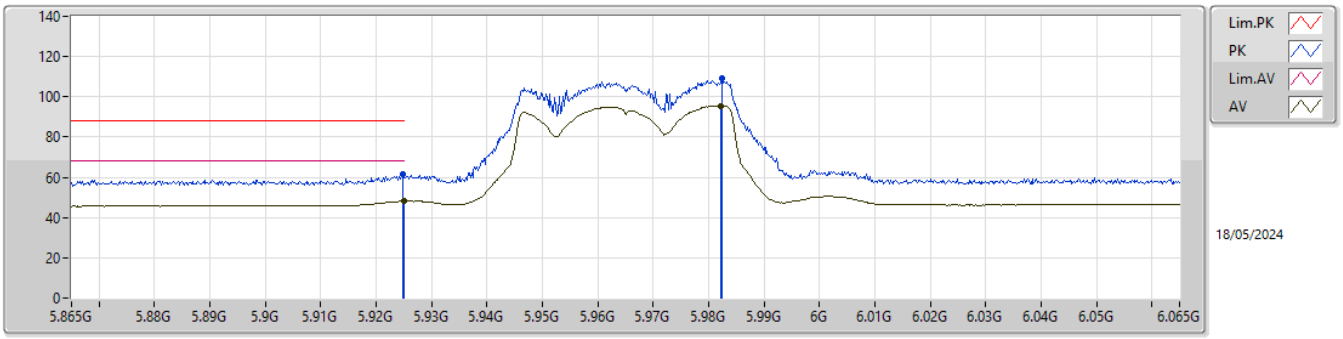

EUT Y_2TX
SET 14

Type	Freq	Level	Limit	Margin	Raw	Dist	Condition	Azimuth	Height	Comment	AF	CL	PA
	(Hz)	(dBuV/m)	(dBuV/m)	(dB)	(dBuV)	(m)		(°)	(m)		(dB)	(dB)	(dB)
PK	5.9248G	61.61	88.20	-26.59	52.80	3	Horizontal	342	2.45	-	34.20	5.77	31.16
RMS	5.925G	48.11	68.20	-20.09	39.30	3	Horizontal	342	2.45	-	34.20	5.77	31.16
PK	5.9824G	109.03	Inf	-Inf	100.12	3	Horizontal	342	2.45	-	34.26	5.83	31.18
RMS	5.9822G	95.52	Inf	-Inf	86.61	3	Horizontal	342	2.45	-	34.26	5.83	31.18

5.925-6.425GHz_802.11be EHT40_Nss1,(MCS0)_2TX

5965MHz_TX

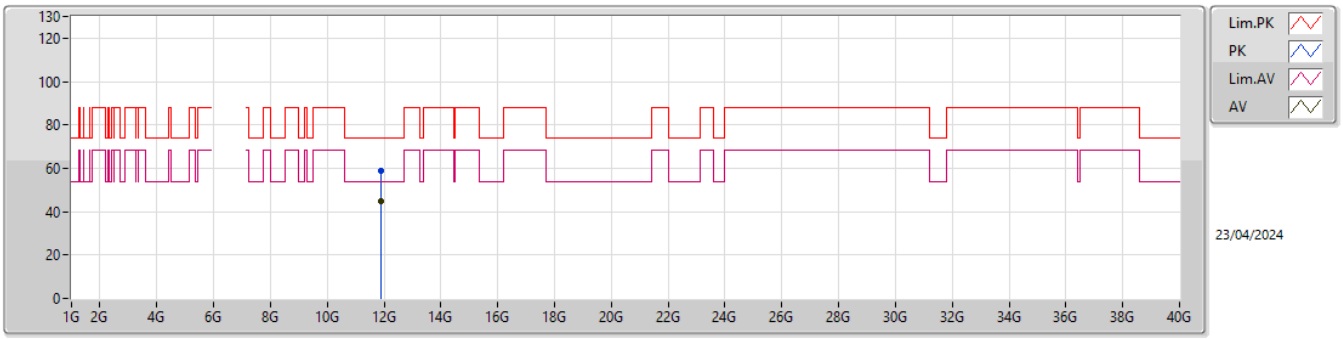

EUT Y_2TX
SET 14

Type	Freq	Level	Limit	Margin	Raw	Dist	Condition	Azimuth	Height	Comment	AF	CL	PA
	(Hz)	(dBuV/m)	(dBuV/m)	(dB)	(dBuV)	(m)		(°)	(m)		(dB)	(dB)	(dB)
PK	11.89595G	59.10	74.00	-14.90	42.85	3	Vertical	355	1.80	14	39.20	11.46	34.41
AV	11.89835G	44.98	54.00	-9.02	28.73	3	Vertical	355	1.80	14	39.20	11.46	34.41

5.925-6.425GHz_802.11be EHT40_Nss1,(MCS0)_2TX

5965MHz_TX

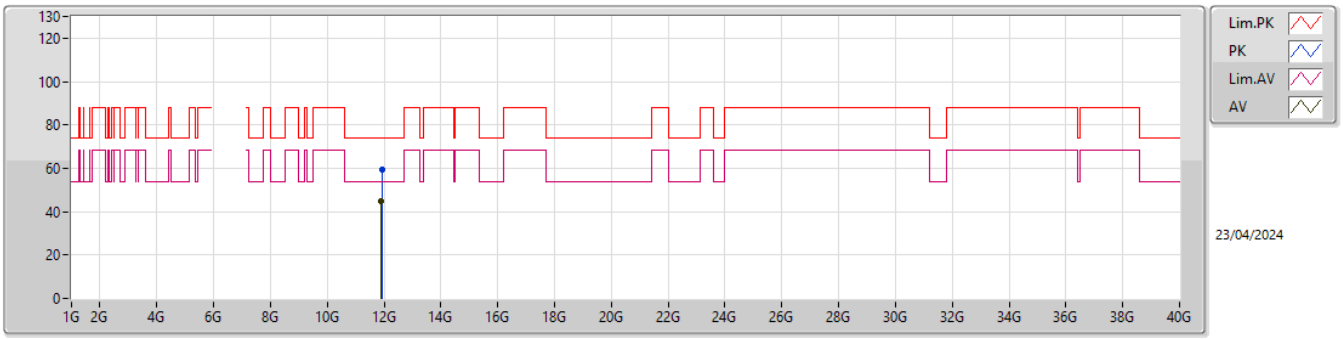

EUT Y_2TX
SET 14

Type	Freq	Level	Limit	Margin	Raw	Dist	Condition	Azimuth	Height	Comment	AF	CL	PA
	(Hz)	(dBuV/m)	(dBuV/m)	(dB)	(dBuV)	(m)		(°)	(m)		(dB)	(dB)	(dB)
PK	11.91937G	59.22	74.00	-14.78	42.94	3	Horizontal	360	1.84	14	39.20	11.48	34.40
AV	11.8906G	45.01	54.00	-8.99	28.76	3	Horizontal	360	1.84	14	39.20	11.46	34.41

5.925-6.425GHz_802.11be EHT40_Nss1,(MCS0)_2TX

5965MHz_TX

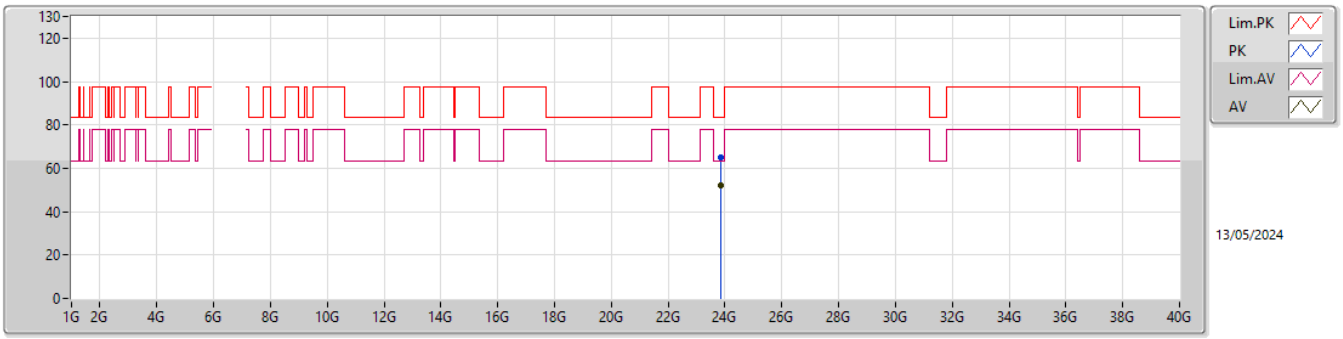

EUT Y_2TX
SET 25

Type	Freq	Level	Limit	Margin	Raw	Dist	Condition	Azimuth	Height	Comment	AF	CL	PA
	(Hz)	(dBuV/m)	(dBuV/m)	(dB)	(dBuV)	(m)		(°)	(m)		(dB)	(dB)	(dB)
PK	23.86344G	64.84	83.54	-18.70	55.84	1	Vertical	351	1.54	25	38.80	17.36	47.16
AV	23.86504G	52.31	63.54	-11.23	43.31	1	Vertical	351	1.54	25	38.80	17.36	47.16

5.925-6.425GHz_802.11be EHT40_Nss1,(MCS0)_2TX

5965MHz_TX

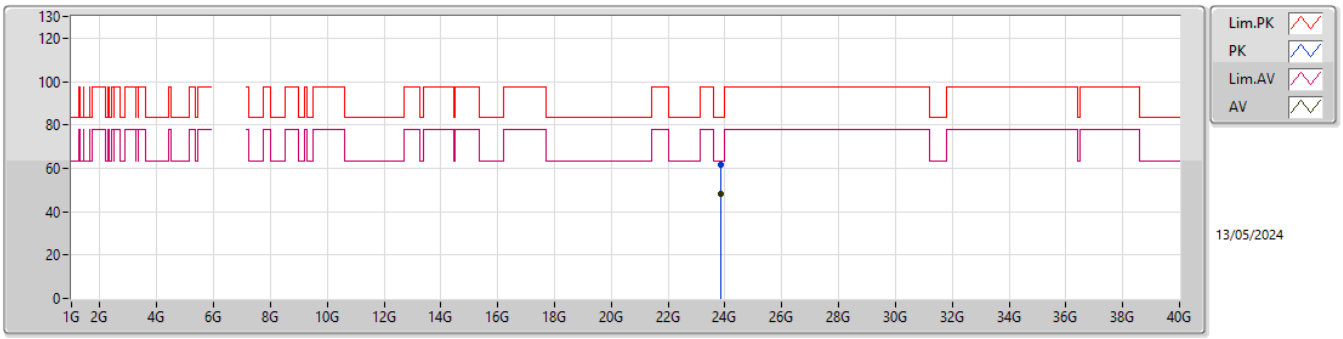

EUT Y_2TX
SET 25

Type	Freq	Level	Limit	Margin	Raw	Dist	Condition	Azimuth	Height	Comment	AF	CL	PA
	(Hz)	(dBuV/m)	(dBuV/m)	(dB)	(dBuV)	(m)		(°)	(m)		(dB)	(dB)	(dB)
PK	23.85489G	61.44	83.54	-22.10	52.44	1	Horizontal	341	1.80	25	38.80	17.36	47.16
AV	23.85449G	48.25	63.54	-15.29	39.25	1	Horizontal	341	1.80	25	38.80	17.36	47.16

5.925-6.425GHz_802.11be EHT40_Nss1,(MCS0)_2TX

6205MHz_TX

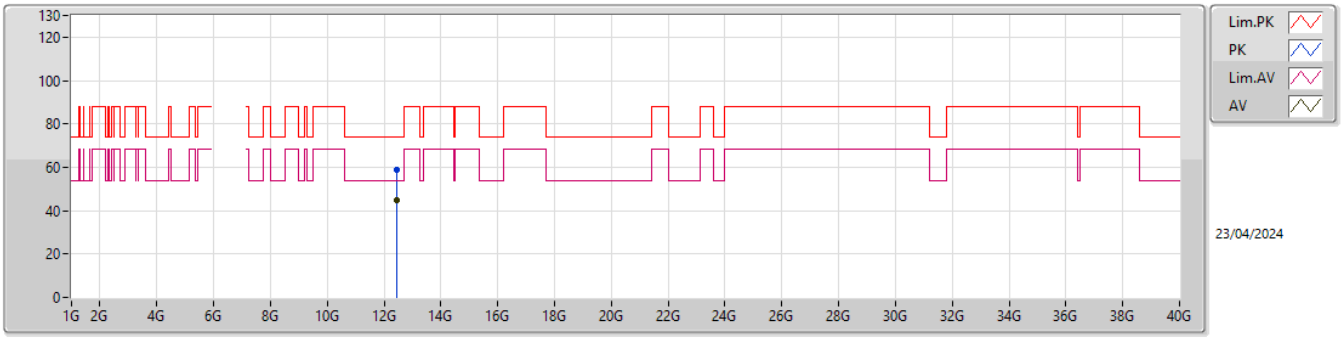

EUT Y_2TX
SET 13

Type	Freq	Level	Limit	Margin	Raw	Dist	Condition	Azimuth	Height	Comment	AF	CL	PA
	(Hz)	(dBuV/m)	(dBuV/m)	(dB)	(dBuV)	(m)		(°)	(m)		(dB)	(dB)	(dB)
PK	12.43118G	58.98	74.00	-15.02	42.74	3	Vertical	74	1.72	13	38.60	11.67	34.03
AV	12.42974G	44.73	54.00	-9.27	28.49	3	Vertical	74	1.72	13	38.60	11.67	34.03

5.925-6.425GHz_802.11be EHT40_Nss1,(MCS0)_2TX

6205MHz_TX

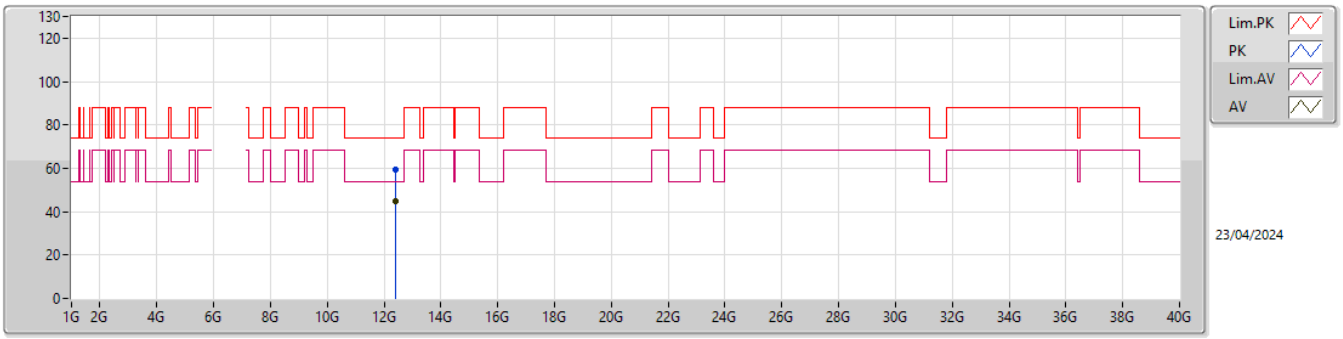

EUT Y_2TX
SET 13

Type	Freq	Level	Limit	Margin	Raw	Dist	Condition	Azimuth	Height	Comment	AF	CL	PA
	(Hz)	(dBuV/m)	(dBuV/m)	(dB)	(dBuV)	(m)		(°)	(m)		(dB)	(dB)	(dB)
PK	12.42447G	59.32	74.00	-14.68	43.10	3	Horizontal	360	1.80	13	38.60	11.66	34.04
AV	12.40944G	44.72	54.00	-9.28	28.51	3	Horizontal	360	1.80	13	38.60	11.66	34.05

5.925-6.425GHz_802.11be EHT40_Nss1,(MCS0)_2TX

6205MHz_TX

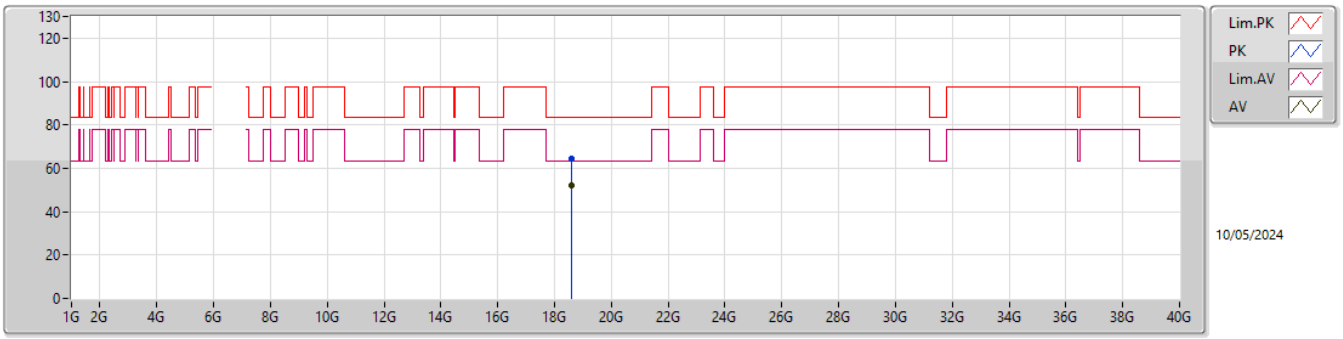

EUT Y_2TX
SET 25

Type	Freq	Level	Limit	Margin	Raw	Dist	Condition	Azimuth	Height	Comment	AF	CL	PA
	(Hz)	(dBuV/m)	(dBuV/m)	(dB)	(dBuV)	(m)		(°)	(m)		(dB)	(dB)	(dB)
PK	18.60637G	64.56	83.54	-18.98	61.19	1	Vertical	9	1.80	25	37.71	15.27	49.61
AV	18.60717G	52.37	63.54	-11.17	49.00	1	Vertical	9	1.80	25	37.71	15.27	49.61

5.925-6.425GHz_802.11be EHT40_Nss1,(MCS0)_2TX

6205MHz_TX

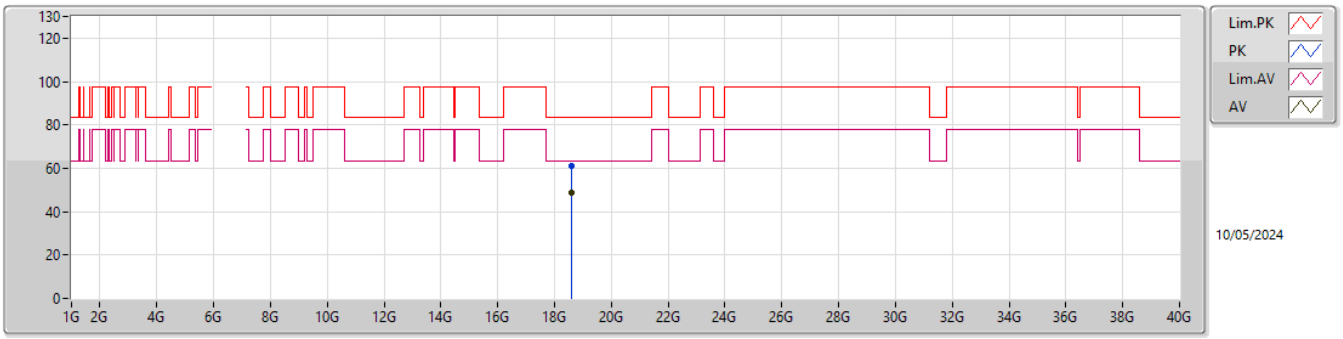

EUT Y_2TX
SET 25

Type	Freq	Level	Limit	Margin	Raw	Dist	Condition	Azimuth	Height	Comment	AF	CL	PA
	(Hz)	(dBuV/m)	(dBuV/m)	(dB)	(dBuV)	(m)		(°)	(m)		(dB)	(dB)	(dB)
PK	18.60629G	61.21	83.54	-22.33	57.84	1	Horizontal	312	1.80	25	37.71	15.27	49.61
AV	18.60797G	48.91	63.54	-14.63	45.53	1	Horizontal	312	1.80	25	37.72	15.27	49.61

5.925-6.425GHz_802.11be EHT40_Nss1,(MCS0)_2TX

6405MHz_TX

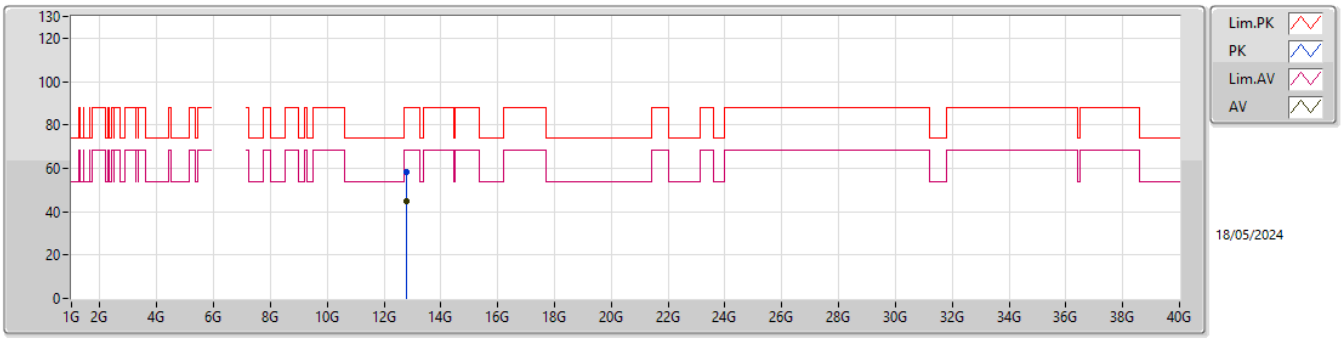

EUT Y_2TX
SET 13

Type	Freq	Level	Limit	Margin	Raw	Dist	Condition	Azimuth	Height	Comment	AF	CL	PA
	(Hz)	(dBuV/m)	(dBuV/m)	(dB)	(dBuV)	(m)		(°)	(m)		(dB)	(dB)	(dB)
PK	12.80393G	58.44	88.20	-29.76	41.20	3	Vertical	308	1.80	13	39.02	11.79	33.57
RMS	12.77108G	44.69	68.20	-23.51	27.64	3	Vertical	308	1.80	13	38.88	11.78	33.61

5.925-6.425GHz_802.11be EHT40_Nss1,(MCS0)_2TX

6405MHz_TX

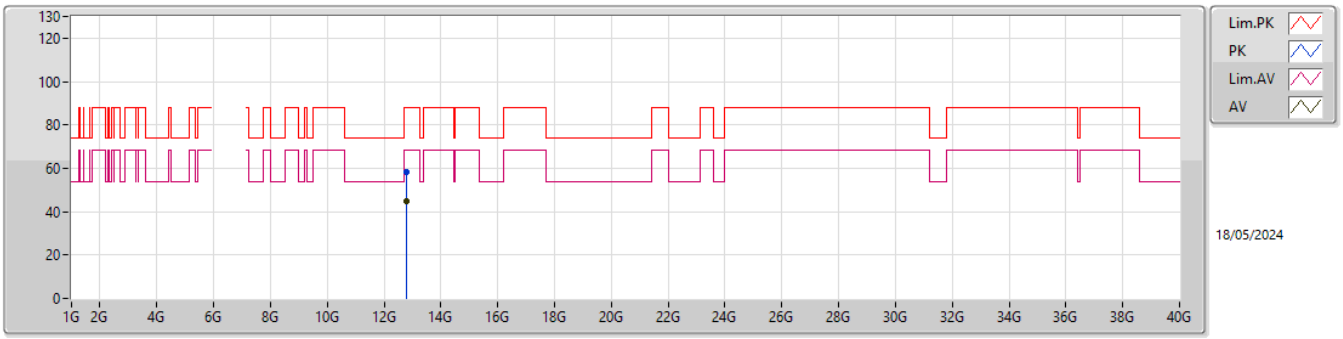

EUT Y_2TX
SET 13

Type	Freq	Level	Limit	Margin	Raw	Dist	Condition	Azimuth	Height	Comment	AF	CL	PA
	(Hz)	(dBuV/m)	(dBuV/m)	(dB)	(dBuV)	(m)		(°)	(m)		(dB)	(dB)	(dB)
PK	12.77739G	58.45	88.20	-29.75	41.36	3	Horizontal	118	1.05	13	38.91	11.78	33.60
RMS	12.77172G	44.81	68.20	-23.39	27.75	3	Horizontal	118	1.05	13	38.89	11.78	33.61

5.925-6.425GHz_802.11be EHT40_Nss1,(MCS0)_2TX

6405MHz_TX

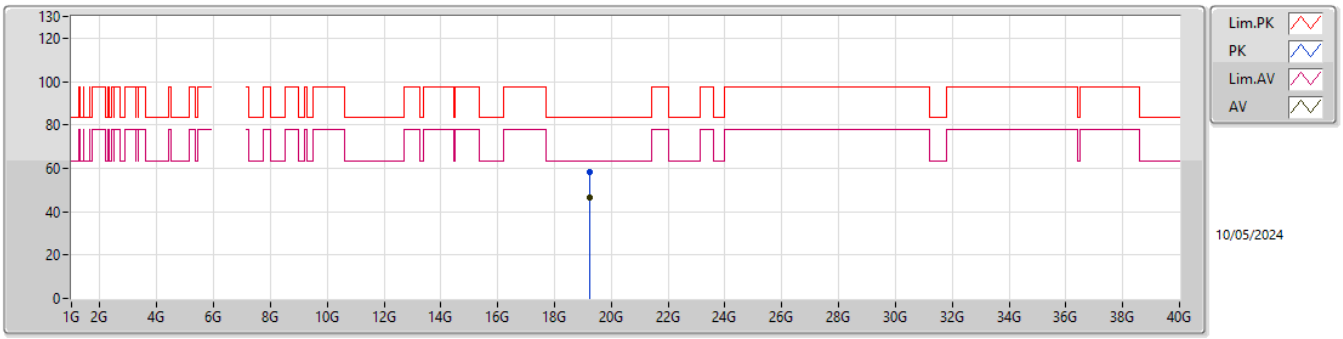

EUT Y_2TX
SET 25

Type	Freq	Level	Limit	Margin	Raw	Dist	Condition	Azimuth	Height	Comment	AF	CL	PA
	(Hz)	(dBuV/m)	(dBuV/m)	(dB)	(dBuV)	(m)		(°)	(m)		(dB)	(dB)	(dB)
PK	19.24273G	58.41	83.54	-25.13	54.77	1	Vertical	1	1.40	25	37.91	15.24	49.51
AV	19.22331G	46.26	63.54	-17.28	42.56	1	Vertical	1	1.40	25	37.95	15.24	49.49

5.925-6.425GHz_802.11be EHT40_Nss1,(MCS0)_2TX

6405MHz_TX

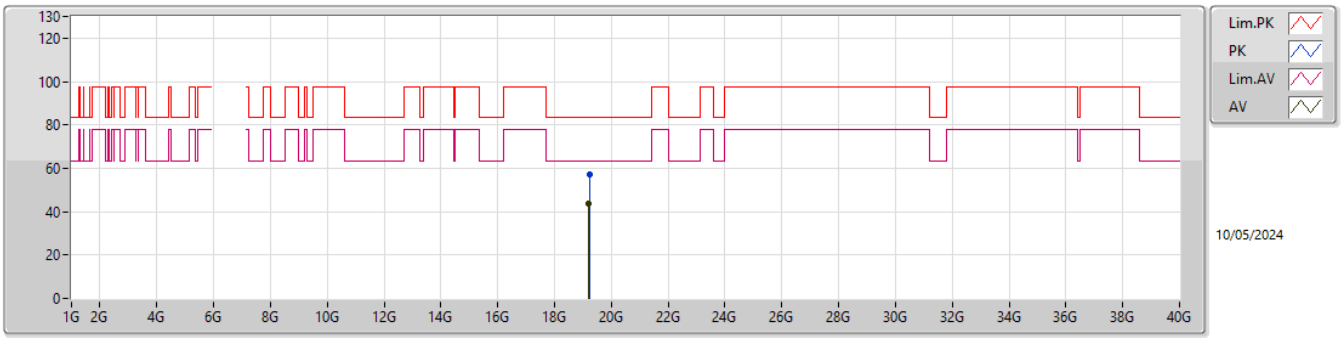

EUT Y_2TX
SET 25

Type	Freq	Level	Limit	Margin	Raw	Dist	Condition	Azimuth	Height	Comment	AF	CL	PA
	(Hz)	(dBuV/m)	(dBuV/m)	(dB)	(dBuV)	(m)		(°)	(m)		(dB)	(dB)	(dB)
PK	19.23522G	57.07	83.54	-26.47	53.40	1	Horizontal	37	1.80	25	37.93	15.24	49.50
AV	19.21692G	43.74	63.54	-19.80	40.02	1	Horizontal	37	1.80	25	37.97	15.24	49.49

6.425-6.525GHz_802.11be EHT40_Nss1,(MCS0)_2TX

6445MHz_TX

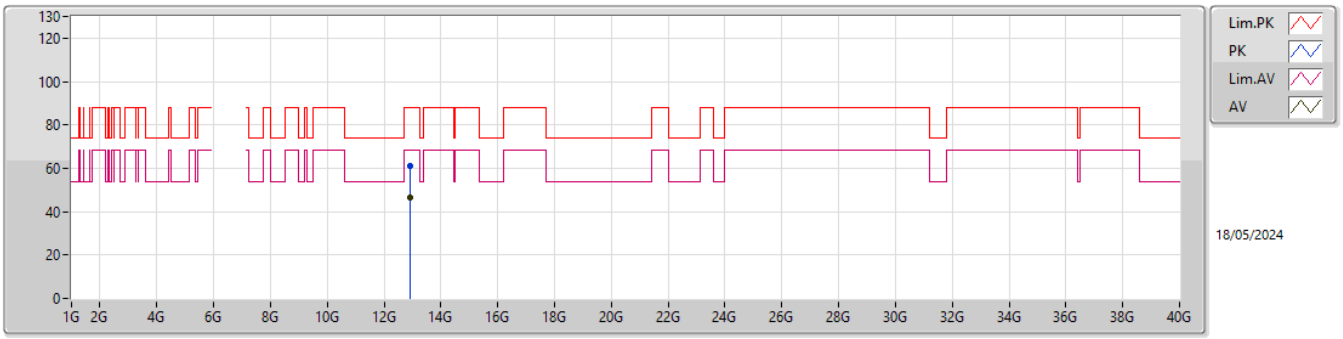

EUT Y_2TX
SET 13.5

Type	Freq	Level	Limit	Margin	Raw	Dist	Condition	Azimuth	Height	Comment	AF	CL	PA
	(Hz)	(dBuV/m)	(dBuV/m)	(dB)	(dBuV)	(m)		(°)	(m)		(dB)	(dB)	(dB)
PK	12.91262G	61.07	88.20	-27.13	43.43	3	Vertical	341	1.80	13.5	39.23	11.83	33.42
RMS	12.90151G	46.74	68.20	-21.46	29.14	3	Vertical	341	1.80	13.5	39.20	11.83	33.43

6.425-6.525GHz_802.11be EHT40_Nss1,(MCS0)_2TX

6445MHz_TX

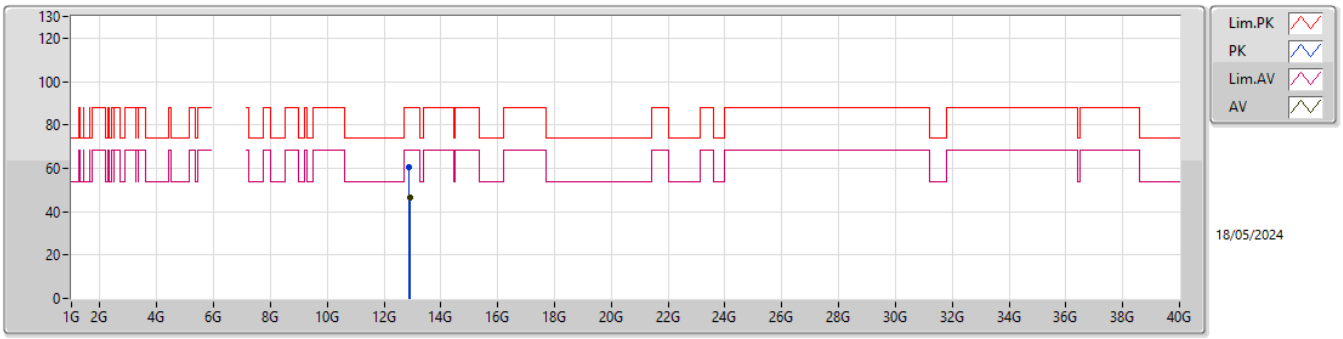

EUT Y_2TX
SET 13.5

Type	Freq	Level	Limit	Margin	Raw	Dist	Condition	Azimuth	Height	Comment	AF	CL	PA
	(Hz)	(dBuV/m)	(dBuV/m)	(dB)	(dBuV)	(m)		(°)	(m)		(dB)	(dB)	(dB)
PK	12.88537G	60.69	88.20	-27.51	43.13	3	Horizontal	258	1.77	13.5	39.20	11.82	33.46
RMS	12.89863G	46.70	68.20	-21.50	29.11	3	Horizontal	258	1.77	13.5	39.20	11.83	33.44

6.425-6.525GHz_802.11be EHT40_Nss1,(MCS0)_2TX

6445MHz_TX

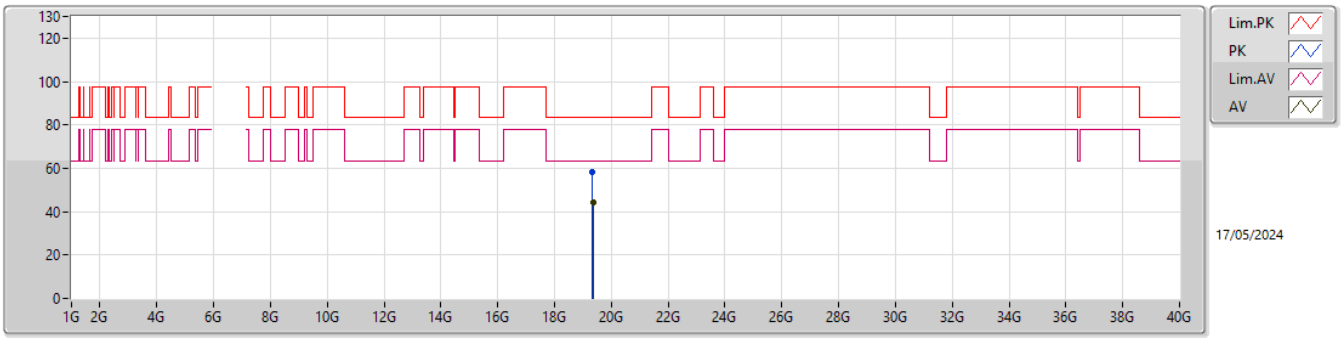

EUT Y_2TX
SET 25

Type	Freq	Level	Limit	Margin	Raw	Dist	Condition	Azimuth	Height	Comment	AF	CL	PA
	(Hz)	(dBuV/m)	(dBuV/m)	(dB)	(dBuV)	(m)		(°)	(m)		(dB)	(dB)	(dB)
PK	19.33428G	58.54	83.54	-25.00	55.02	1	Vertical	333	1.80	25	37.86	15.23	49.57
AV	19.35098G	44.19	63.54	-19.35	40.74	1	Vertical	333	1.80	25	37.80	15.23	49.58

6.425-6.525GHz_802.11be EHT40_Nss1,(MCS0)_2TX

6445MHz_TX

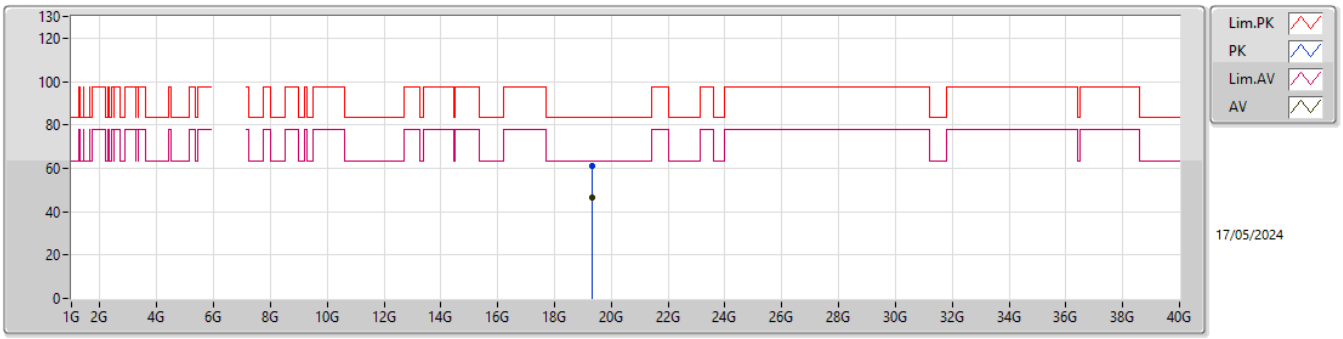

EUT Y_2TX
SET 25

Type	Freq	Level	Limit	Margin	Raw	Dist	Condition	Azimuth	Height	Comment	AF	CL	PA
	(Hz)	(dBuV/m)	(dBuV/m)	(dB)	(dBuV)	(m)		(°)	(m)		(dB)	(dB)	(dB)
PK	19.32837G	61.14	83.54	-22.40	57.58	1	Horizontal	39	1.93	25	37.89	15.23	49.56
AV	19.34659G	46.33	63.54	-17.21	42.87	1	Horizontal	39	1.93	25	37.81	15.23	49.58

6.425-6.525GHz_802.11be EHT40_Nss1,(MCS0)_2TX

6485MHz_TX

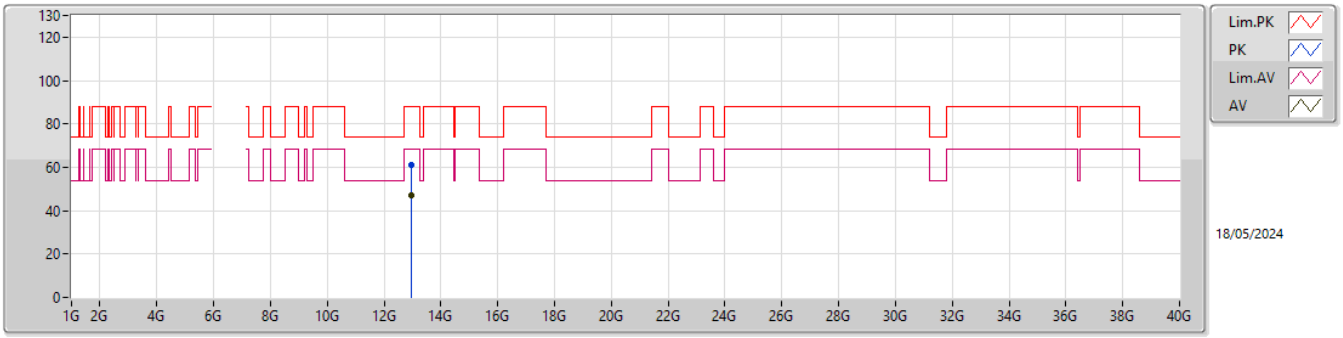

EUT Y_2TX
SET 14

Type	Freq	Level	Limit	Margin	Raw	Dist	Condition	Azimuth	Height	Comment	AF	CL	PA
	(Hz)	(dBuV/m)	(dBuV/m)	(dB)	(dBuV)	(m)		(°)	(m)		(dB)	(dB)	(dB)
PK	12.97783G	61.04	88.20	-27.16	43.22	3	Vertical	304	1.80	14	39.30	11.85	33.33
RMS	12.94171G	46.85	68.20	-21.35	29.11	3	Vertical	304	1.80	14	39.28	11.84	33.38

6.425-6.525GHz_802.11be EHT40_Nss1,(MCS0)_2TX

6485MHz_TX

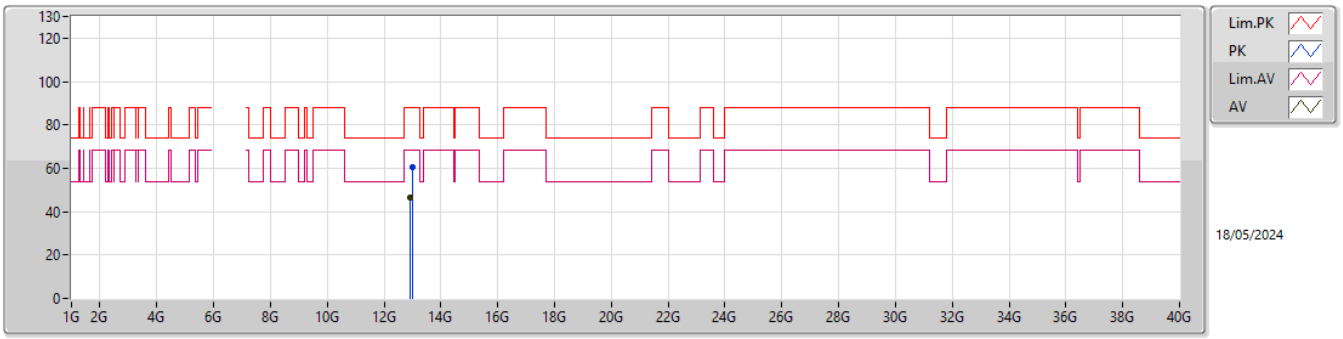

EUT Y_2TX
SET 14

Type	Freq	Level	Limit	Margin	Raw	Dist	Condition	Azimuth	Height	Comment	AF	CL	PA
	(Hz)	(dBuV/m)	(dBuV/m)	(dB)	(dBuV)	(m)		(°)	(m)		(dB)	(dB)	(dB)
PK	13.00708G	60.60	88.20	-27.60	42.72	3	Horizontal	46	1.80	14	39.31	11.86	33.29
RMS	12.93308G	46.73	68.20	-21.47	29.01	3	Horizontal	46	1.80	14	39.27	11.84	33.39

6.425-6.525GHz_802.11be EHT40_Nss1,(MCS0)_2TX

6485MHz_TX

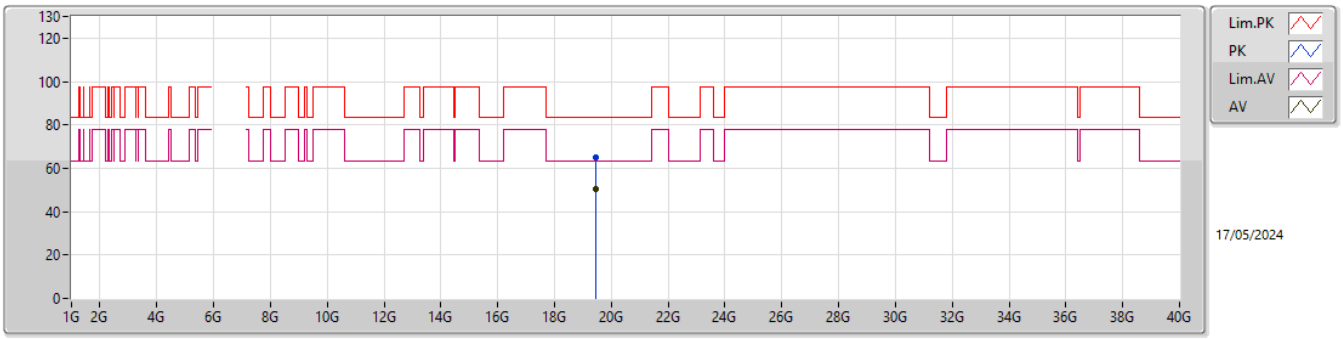

EUT Y_2TX
SET 25

Type	Freq	Level	Limit	Margin	Raw	Dist	Condition	Azimuth	Height	Comment	AF	CL	PA
	(Hz)	(dBuV/m)	(dBuV/m)	(dB)	(dBuV)	(m)		(°)	(m)		(dB)	(dB)	(dB)
PK	19.45116G	65.12	83.54	-18.42	61.74	1	Vertical	6	1.81	25	37.80	15.23	49.65
AV	19.46979G	50.53	63.54	-13.01	47.08	1	Vertical	6	1.81	25	37.88	15.23	49.66

6.425-6.525GHz_802.11be EHT40_Nss1,(MCS0)_2TX

6485MHz_TX

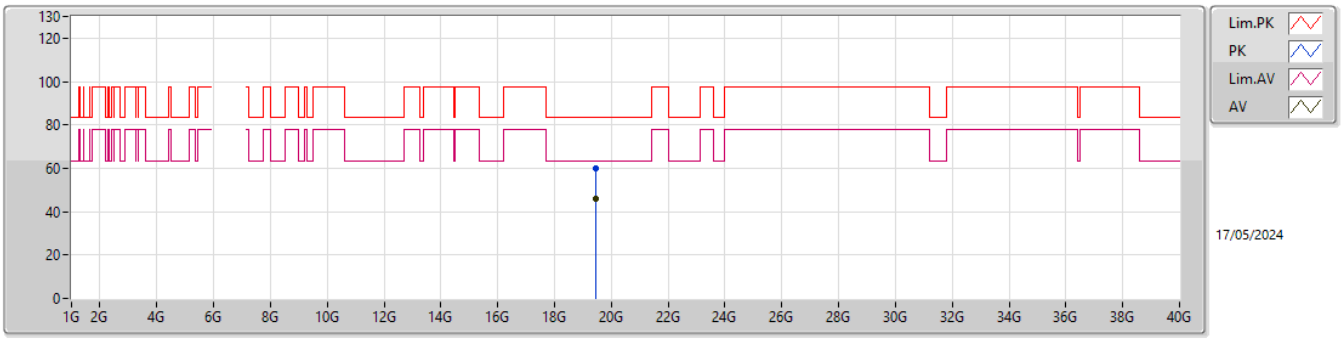

EUT Y_2TX
SET 25

Type	Freq	Level	Limit	Margin	Raw	Dist	Condition	Azimuth	Height	Comment	AF	CL	PA
	(Hz)	(dBuV/m)	(dBuV/m)	(dB)	(dBuV)	(m)		(°)	(m)		(dB)	(dB)	(dB)
PK	19.45628G	59.74	83.54	-23.80	56.33	1	Horizontal	22	1.80	25	37.83	15.23	49.65
AV	19.4534G	45.89	63.54	-17.65	42.50	1	Horizontal	22	1.80	25	37.81	15.23	49.65

6.425-6.525GHz_802.11be EHT40_Nss1,(MCS0)_2TX

6525MHz Straddle 6.425-6.525GHz_TX

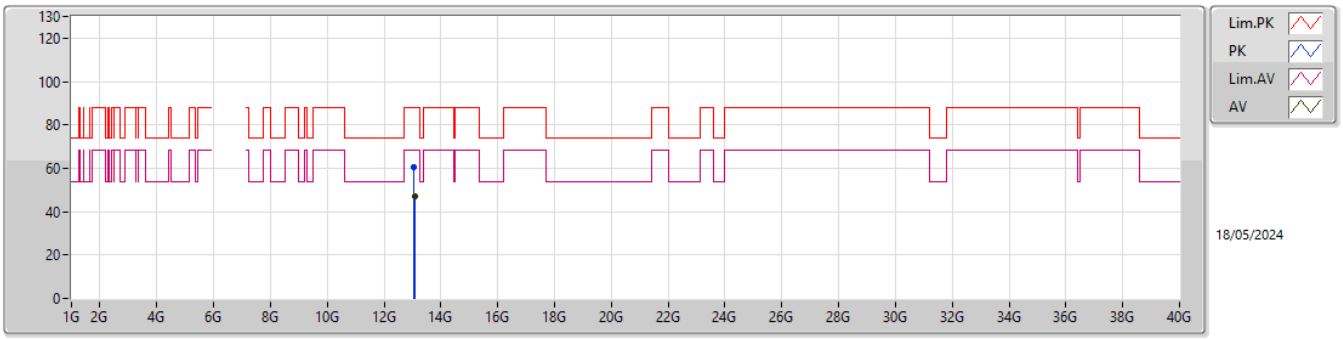

EUT Y_2TX
SET 14

Type	Freq	Level	Limit	Margin	Raw	Dist	Condition	Azimuth	Height	Comment	AF	CL	PA
	(Hz)	(dBuV/m)	(dBuV/m)	(dB)	(dBuV)	(m)		(°)	(m)		(dB)	(dB)	(dB)
PK	13.02658G	60.75	88.20	-27.45	42.80	3	Vertical	65	2.73	14	39.35	11.87	33.27
RMS	13.07981G	47.07	68.20	-21.13	28.86	3	Vertical	65	2.73	14	39.52	11.89	33.20

6.425-6.525GHz_802.11be EHT40_Nss1,(MCS0)_2TX

6525MHz Straddle 6.425-6.525GHz_TX

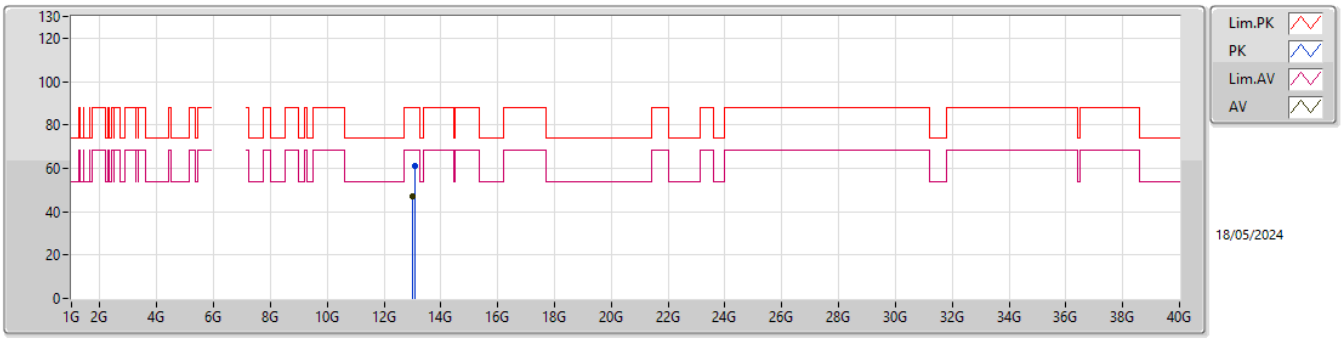

EUT Y_2TX
SET 14

Type	Freq	Level	Limit	Margin	Raw	Dist	Condition	Azimuth	Height	Comment	AF	CL	PA
	(Hz)	(dBuV/m)	(dBuV/m)	(dB)	(dBuV)	(m)		(°)	(m)		(dB)	(dB)	(dB)
PK	13.07565G	61.16	88.20	-27.04	42.98	3	Horizontal	221	1.80	14	39.50	11.89	33.21
RMS	13.02099G	46.81	68.20	-21.39	28.87	3	Horizontal	221	1.80	14	39.34	11.87	33.27

6.425-6.525GHz_802.11be EHT40_Nss1,(MCS0)_2TX

6525MHz Straddle 6.425-6.525GHz_TX

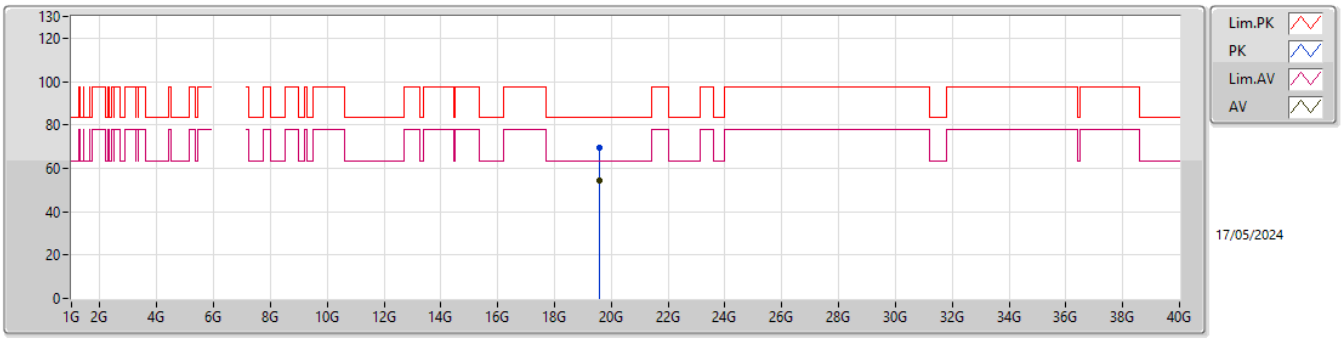

EUT Y_2TX
SET 25

Type	Freq	Level	Limit	Margin	Raw	Dist	Condition	Azimuth	Height	Comment	AF	CL	PA
	(Hz)	(dBuV/m)	(dBuV/m)	(dB)	(dBuV)	(m)		(°)	(m)		(dB)	(dB)	(dB)
PK	19.59066G	69.53	83.54	-14.01	66.06	1	Vertical	16	1.82	25	37.86	15.22	49.61
AV	19.5746G	54.47	63.54	-9.07	50.92	1	Vertical	16	1.82	25	37.95	15.22	49.62

6.425-6.525GHz_802.11be EHT40_Nss1,(MCS0)_2TX

6525MHz Straddle 6.425-6.525GHz_TX

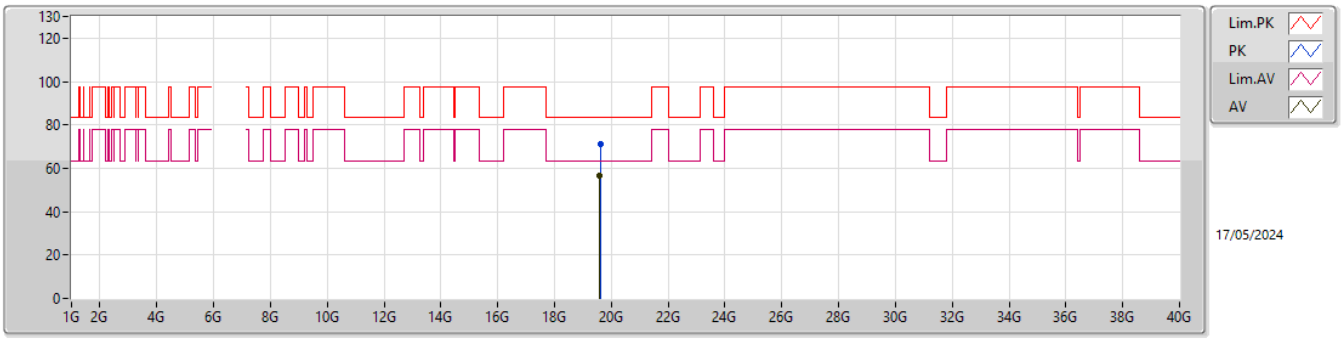

EUT Y_2TX
SET 25

Type	Freq	Level	Limit	Margin	Raw	Dist	Condition	Azimuth	Height	Comment	AF	CL	PA
	(Hz)	(dBuV/m)	(dBuV/m)	(dB)	(dBuV)	(m)		(°)	(m)		(dB)	(dB)	(dB)
PK	19.60953G	70.89	83.54	-12.65	67.40	1	Horizontal	351	1.77	25	37.86	15.22	49.59
AV	19.58891G	56.47	63.54	-7.07	52.99	1	Horizontal	351	1.77	25	37.87	15.22	49.61

6.525-6.875GHz_802.11be EHT40_Nss1,(MCS0)_2TX

6565MHz_TX

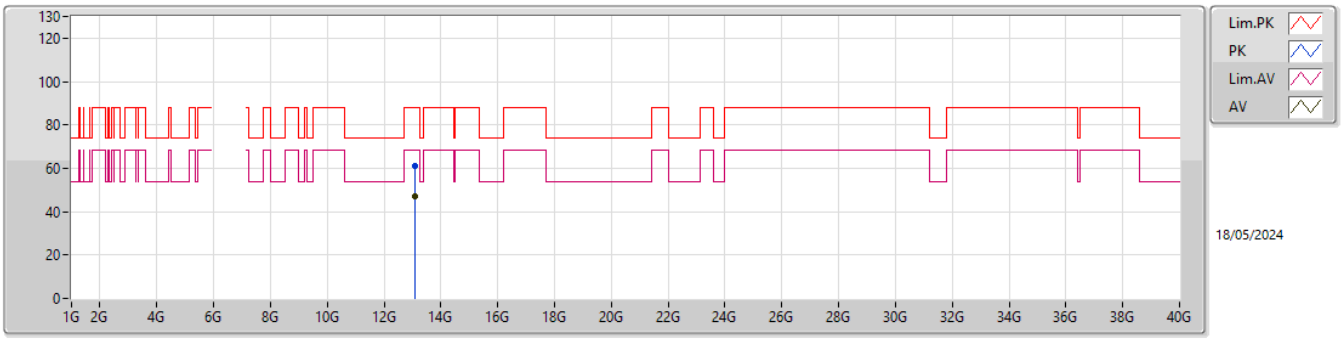

EUT Y_2TX
SET 14.5

Type	Freq	Level	Limit	Margin	Raw	Dist	Condition	Azimuth	Height	Comment	AF	CL	PA
	(Hz)	(dBuV/m)	(dBuV/m)	(dB)	(dBuV)	(m)		(°)	(m)		(dB)	(dB)	(dB)
PK	13.09276G	61.02	88.20	-27.18	42.75	3	Vertical	188	1.65	14.5	39.57	11.89	33.19
RMS	13.09196G	47.15	68.20	-21.05	28.88	3	Vertical	188	1.65	14.5	39.57	11.89	33.19

6.525-6.875GHz_802.11be EHT40_Nss1,(MCS0)_2TX

6565MHz_TX

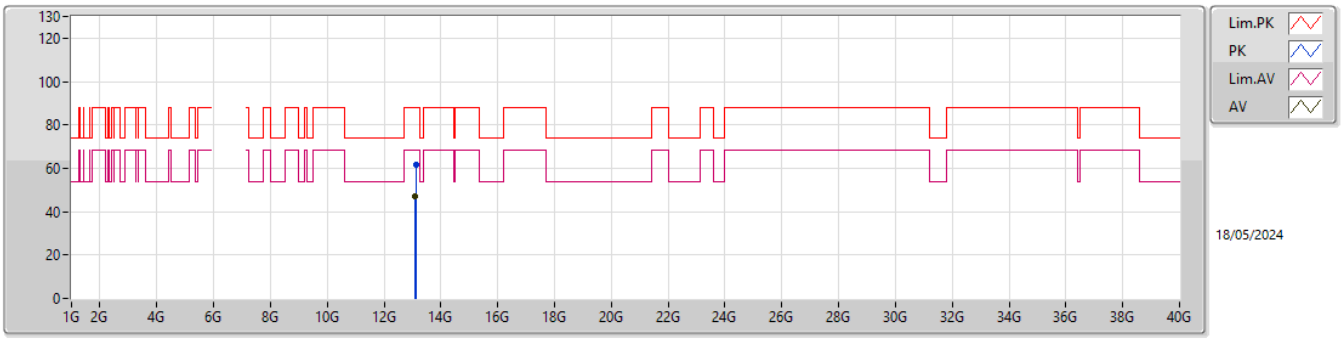

EUT Y_2TX
SET 14.5

Type	Freq	Level	Limit	Margin	Raw	Dist	Condition	Azimuth	Height	Comment	AF	CL	PA
	(Hz)	(dBuV/m)	(dBuV/m)	(dB)	(dBuV)	(m)		(°)	(m)		(dB)	(dB)	(dB)
PK	13.15262G	61.87	88.20	-26.33	43.47	3	Horizontal	259	1.58	14.5	39.61	11.91	33.12
RMS	13.1093G	47.18	68.20	-21.02	28.85	3	Horizontal	259	1.58	14.5	39.60	11.90	33.17

6.525-6.875GHz_802.11be EHT40_Nss1,(MCS0)_2TX

6565MHz_TX

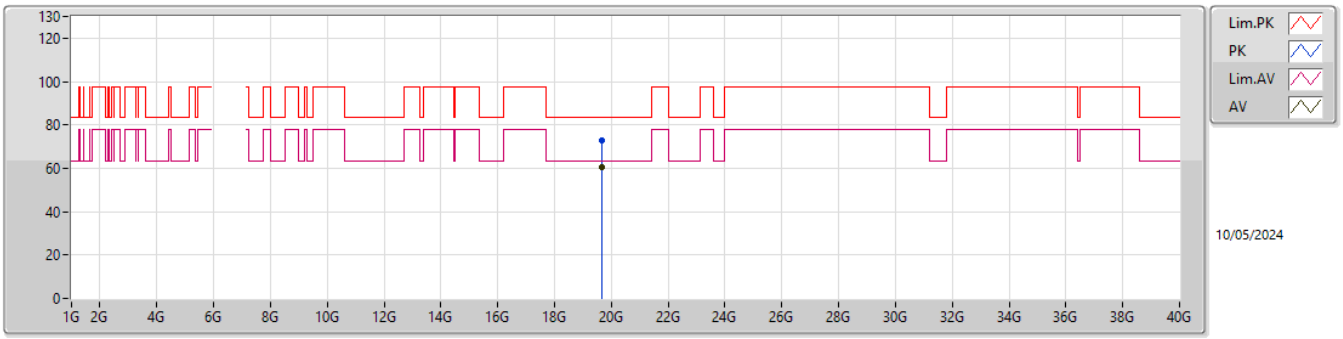

EUT Y_2TX
SET 25

Type	Freq	Level	Limit	Margin	Raw	Dist	Condition	Azimuth	Height	Comment	AF	CL	PA
	(Hz)	(dBuV/m)	(dBuV/m)	(dB)	(dBuV)	(m)		(°)	(m)		(dB)	(dB)	(dB)
PK	19.68773G	72.67	83.54	-10.87	69.11	1	Vertical	293	1.80	25	37.87	15.22	49.53
AV	19.68645G	60.48	63.54	-3.06	56.91	1	Vertical	293	1.80	25	37.88	15.22	49.53

6.525-6.875GHz_802.11be EHT40_Nss1,(MCS0)_2TX

6565MHz_TX

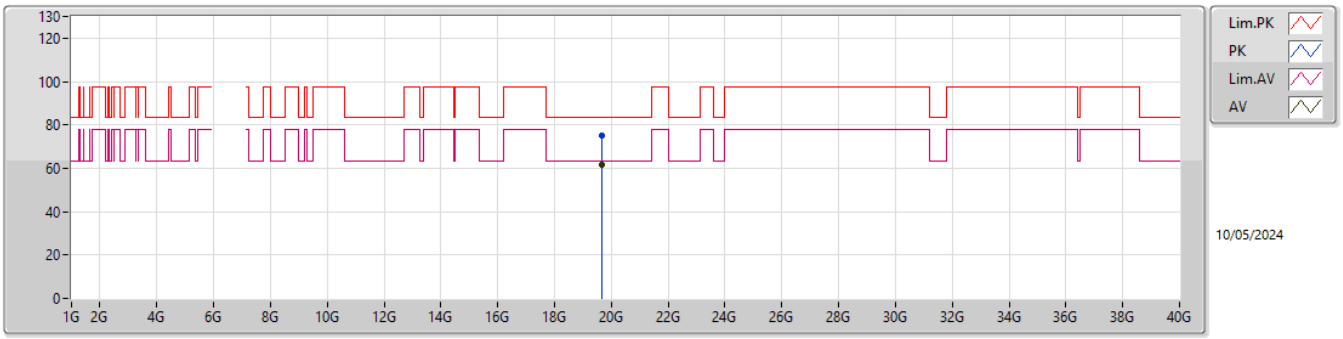

EUT Y_2TX
SET 25

Type	Freq	Level	Limit	Margin	Raw	Dist	Condition	Azimuth	Height	Comment	AF	CL	PA
	(Hz)	(dBuV/m)	(dBuV/m)	(dB)	(dBuV)	(m)		(°)	(m)		(dB)	(dB)	(dB)
PK	19.68653G	74.86	83.54	-8.68	71.29	1	Horizontal	348	1.82	25	37.88	15.22	49.53
AV	19.68789G	61.41	63.54	-2.13	57.85	1	Horizontal	348	1.82	25	37.87	15.22	49.53

6.525-6.875GHz_802.11be EHT40_Nss1,(MCS0)_2TX

6685MHz_TX

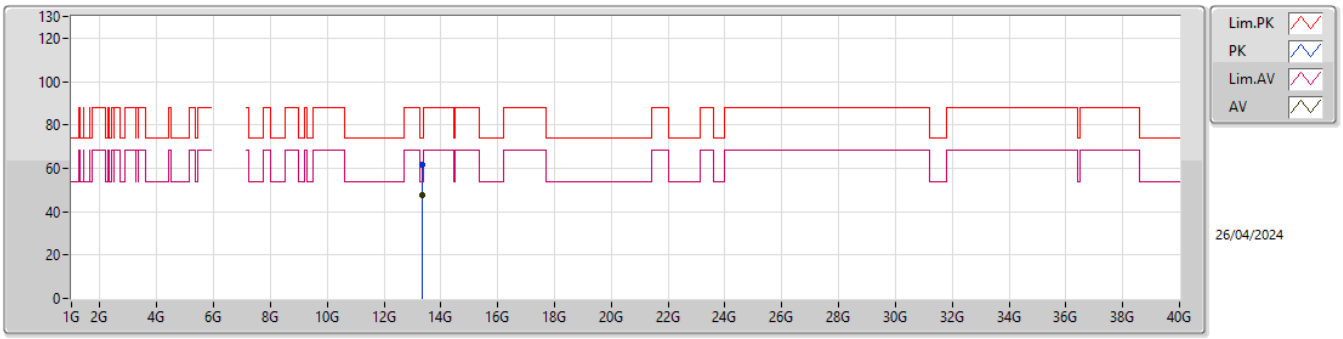

EUT Y_2TX
SET 15.5

Type	Freq	Level	Limit	Margin	Raw	Dist	Condition	Azimuth	Height	Comment	AF	CL	PA
	(Hz)	(dBuV/m)	(dBuV/m)	(dB)	(dBuV)	(m)		(°)	(m)		(dB)	(dB)	(dB)
PK	13.35162G	61.88	74.00	-12.12	42.78	3	Vertical	46	1.80	15.5	40.00	11.98	32.88
AV	13.36545G	47.78	54.00	-6.22	28.63	3	Vertical	46	1.80	15.5	40.03	11.98	32.86

6.525-6.875GHz_802.11be EHT40_Nss1,(MCS0)_2TX

6685MHz_TX

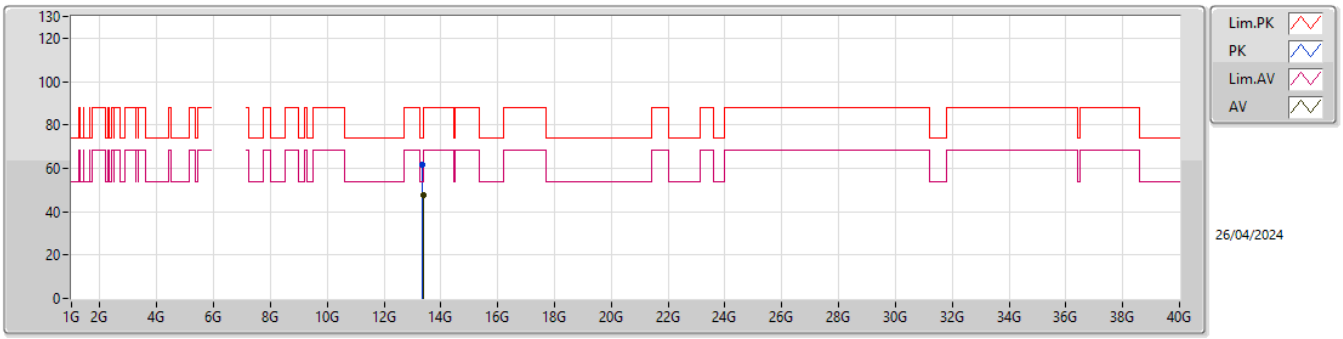

EUT Y_2TX
SET 15.5

Type	Freq	Level	Limit	Margin	Raw	Dist	Condition	Azimuth	Height	Comment	AF	CL	PA
	(Hz)	(dBuV/m)	(dBuV/m)	(dB)	(dBuV)	(m)		(°)	(m)		(dB)	(dB)	(dB)
PK	13.36257G	61.81	74.00	-12.19	42.66	3	Horizontal	320	1.80	15.5	40.03	11.98	32.86
AV	13.36664G	47.74	54.00	-6.26	28.59	3	Horizontal	320	1.80	15.5	40.03	11.98	32.86

6.525-6.875GHz_802.11be EHT40_Nss1,(MCS0)_2TX

6685MHz_TX

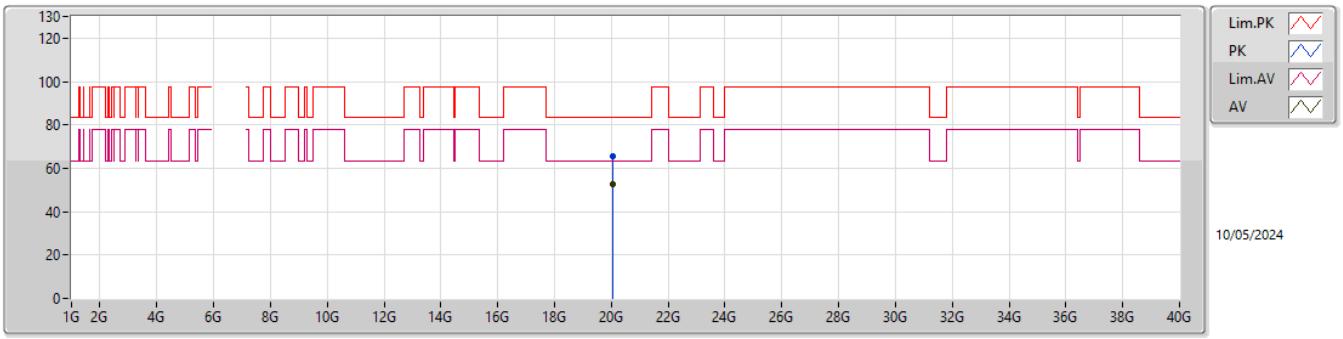

EUT Y_2TX
SET 25

Type	Freq	Level	Limit	Margin	Raw	Dist	Condition	Azimuth	Height	Comment	AF	CL	PA
	(Hz)	(dBuV/m)	(dBuV/m)	(dB)	(dBuV)	(m)		(°)	(m)		(dB)	(dB)	(dB)
PK	20.04437G	65.76	83.54	-17.78	62.07	1	Vertical	22	1.80	25	37.71	15.24	49.26
AV	20.04285G	52.55	63.54	-10.99	48.87	1	Vertical	22	1.80	25	37.71	15.23	49.26

6.525-6.875GHz_802.11be EHT40_Nss1,(MCS0)_2TX

6685MHz_TX

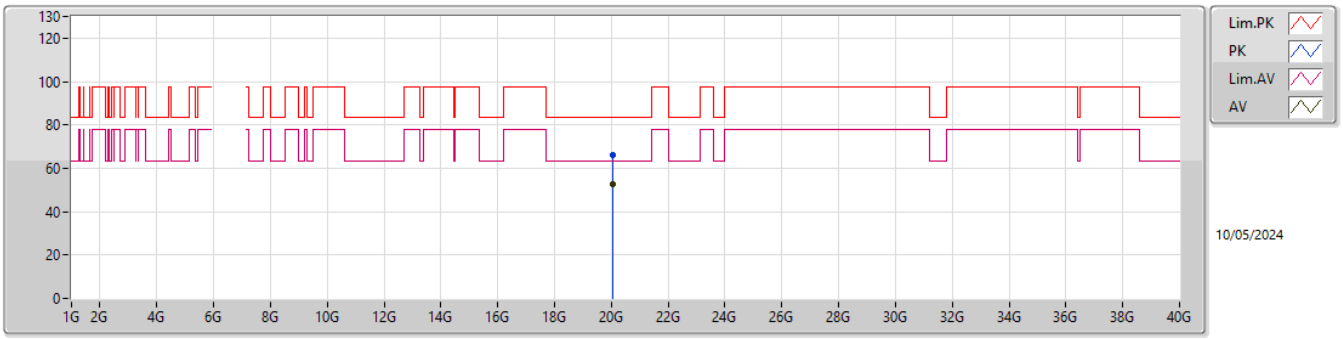

EUT Y_2TX
SET 25

Type	Freq	Level	Limit	Margin	Raw	Dist	Condition	Azimuth	Height	Comment	AF	CL	PA
	(Hz)	(dBuV/m)	(dBuV/m)	(dB)	(dBuV)	(m)		(°)	(m)		(dB)	(dB)	(dB)
PK	20.06643G	65.99	83.54	-17.55	62.22	1	Horizontal	342	1.81	25	37.77	15.25	49.25
AV	20.05124G	52.66	63.54	-10.88	48.98	1	Horizontal	342	1.81	25	37.70	15.24	49.26

6.525-6.875GHz_802.11be EHT40_Nss1,(MCS0)_2TX

6885MHz Straddle 6.525-6.875GHz_TX

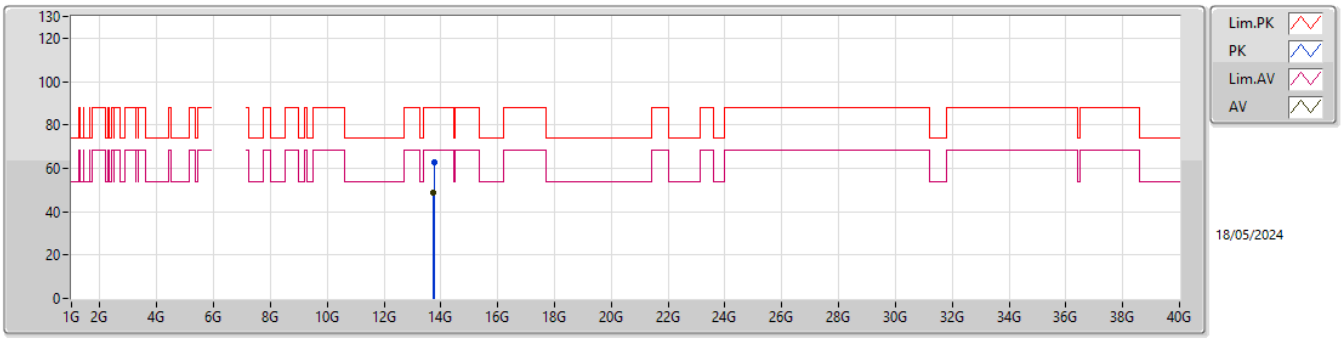

EUT Y_2TX
SET 13.5

Type	Freq	Level	Limit	Margin	Raw	Dist	Condition	Azimuth	Height	Comment	AF	CL	PA
	(Hz)	(dBuV/m)	(dBuV/m)	(dB)	(dBuV)	(m)		(°)	(m)		(dB)	(dB)	(dB)
PK	13.76864G	62.60	88.20	-25.60	42.49	3	Vertical	238	1.80	13.5	40.64	12.12	32.65
RMS	13.73683G	48.58	68.20	-19.62	28.57	3	Vertical	238	1.80	13.5	40.55	12.11	32.65

6.525-6.875GHz_802.11be EHT40_Nss1,(MCS0)_2TX

6885MHz Straddle 6.525-6.875GHz_TX

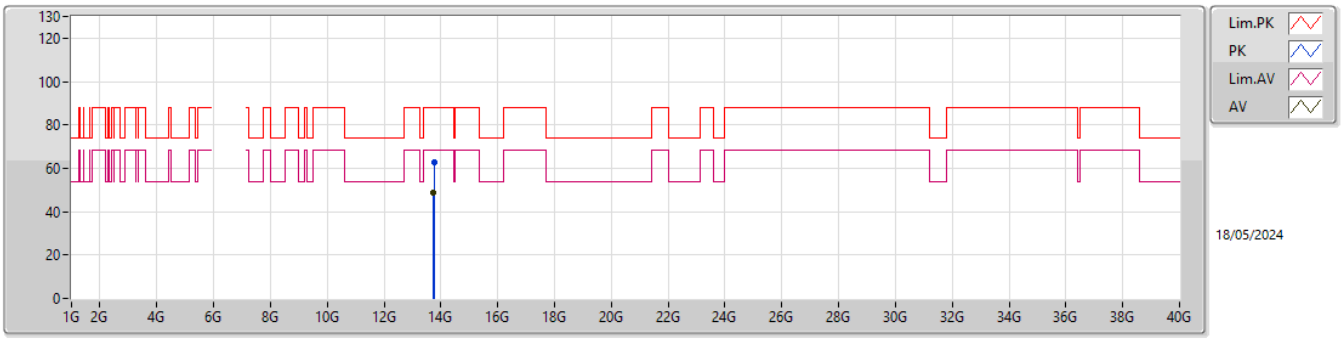

EUT Y_2TX
SET 13.5

Type	Freq	Level	Limit	Margin	Raw	Dist	Condition	Azimuth	Height	Comment	AF	CL	PA
	(Hz)	(dBuV/m)	(dBuV/m)	(dB)	(dBuV)	(m)		(°)	(m)		(dB)	(dB)	(dB)
PK	13.76481G	63.00	88.20	-25.20	42.90	3	Horizontal	46	1.06	13.5	40.63	12.12	32.65
RMS	13.74035G	48.72	68.20	-19.48	28.70	3	Horizontal	46	1.06	13.5	40.56	12.11	32.65

6.525-6.875GHz_802.11be EHT40_Nss1,(MCS0)_2TX

6885MHz Straddle 6.525-6.875GHz_TX

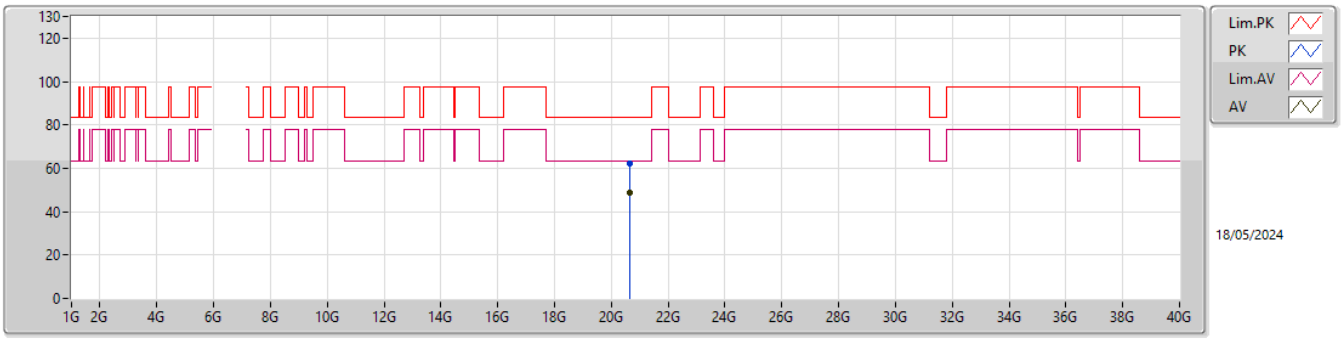

EUT Y_2TX
SET 25
01-S-C-6

Type	Freq	Level	Limit	Margin	Raw	Dist	Condition	Azimuth	Height	Comment	AF	CL	PA
	(Hz)	(dBuV/m)	(dBuV/m)	(dB)	(dBuV)	(m)		(°)	(m)		(dB)	(dB)	(dB)
PK	20.66868G	62.42	83.54	-21.12	57.84	1	Vertical	128	1.52	-	37.90	15.73	49.05
AV	20.65108G	48.99	63.54	-14.55	44.43	1	Vertical	128	1.52	-	37.90	15.72	49.06

6.525-6.875GHz_802.11be EHT40_Nss1,(MCS0)_2TX

6885MHz Straddle 6.525-6.875GHz_TX

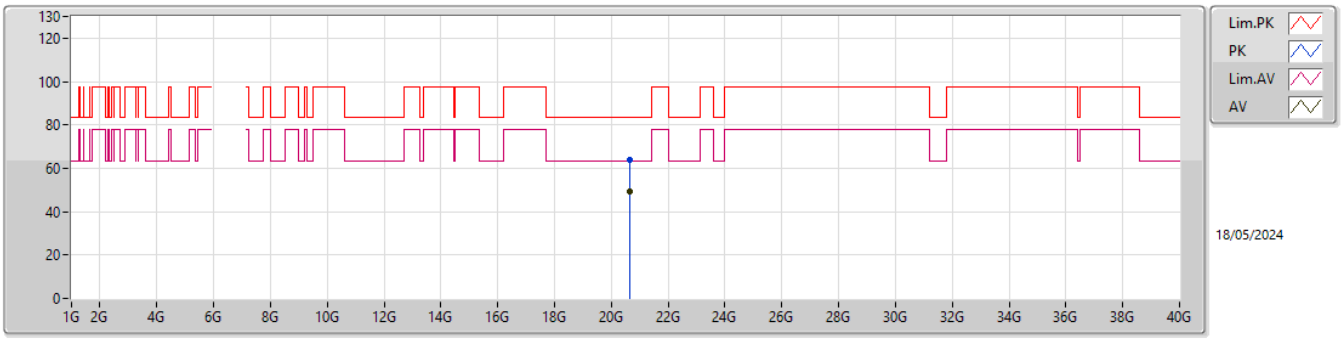

EUT Y_2TX
SET 25
01-S-C-6

Type	Freq	Level	Limit	Margin	Raw	Dist	Condition	Azimuth	Height	Comment	AF	CL	PA
	(Hz)	(dBuV/m)	(dBuV/m)	(dB)	(dBuV)	(m)		(°)	(m)		(dB)	(dB)	(dB)
PK	20.65788G	63.68	83.54	-19.86	59.11	1	Horizontal	69	1.80	-	37.90	15.73	49.06
AV	20.65004G	49.05	63.54	-14.49	44.49	1	Horizontal	69	1.80	-	37.90	15.72	49.06

6.875-7.125GHz_802.11be EHT40_Nss1,(MCS0)_2TX

6925MHz_TX

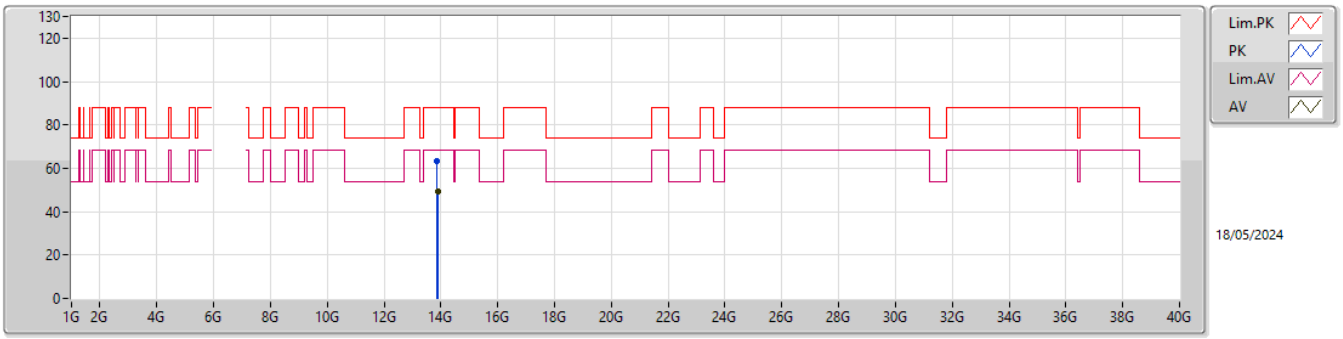

EUT Y_2TX
SET 14

Type	Freq	Level	Limit	Margin	Raw	Dist	Condition	Azimuth	Height	Comment	AF	CL	PA
	(Hz)	(dBuV/m)	(dBuV/m)	(dB)	(dBuV)	(m)		(°)	(m)		(dB)	(dB)	(dB)
PK	13.86503G	63.55	88.20	-24.65	43.20	3	Vertical	119	1.80	14	40.83	12.15	32.63
RMS	13.88892G	49.14	68.20	-19.06	28.72	3	Vertical	119	1.80	14	40.88	12.16	32.62

6.875-7.125GHz_802.11be EHT40_Nss1,(MCS0)_2TX

6925MHz_TX

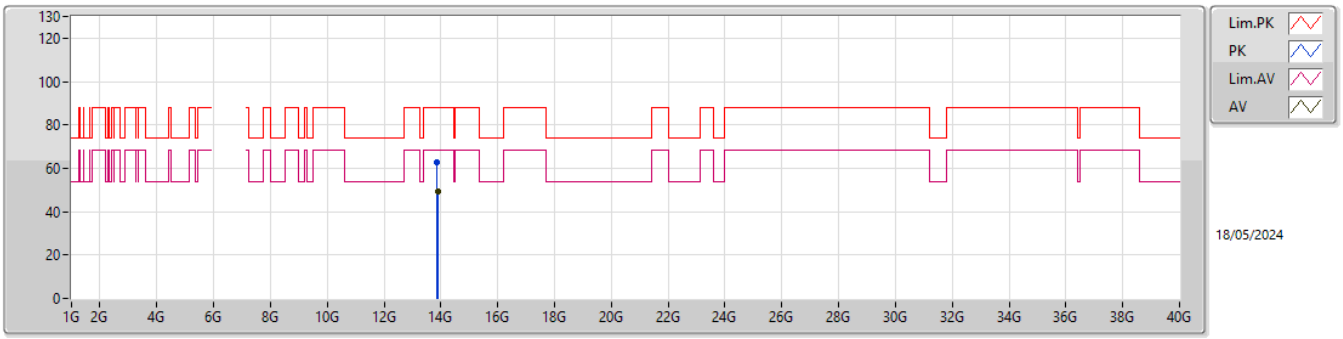

EUT Y_2TX
SET 14

Type	Freq	Level	Limit	Margin	Raw	Dist	Condition	Azimuth	Height	Comment	AF	CL	PA
	(Hz)	(dBuV/m)	(dBuV/m)	(dB)	(dBuV)	(m)		(°)	(m)		(dB)	(dB)	(dB)
PK	13.85567G	63.00	88.20	-25.20	42.67	3	Horizontal	20	1.34	14	40.81	12.15	32.63
RMS	13.87941G	49.08	68.20	-19.12	28.68	3	Horizontal	20	1.34	14	40.86	12.16	32.62

6.875-7.125GHz_802.11be EHT40_Nss1,(MCS0)_2TX

6925MHz_TX

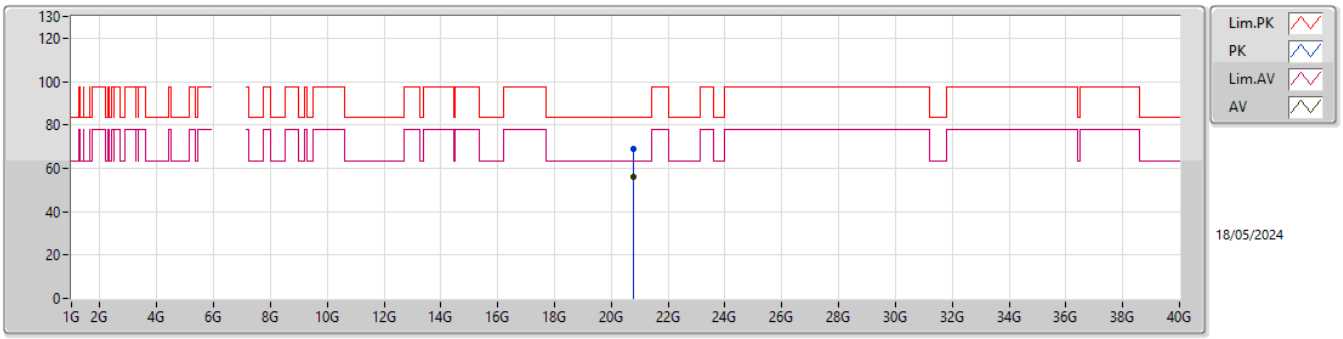

EUT Y_2TX
SET 25
01-S-C-6

Type	Freq	Level	Limit	Margin	Raw	Dist	Condition	Azimuth	Height	Comment	AF	CL	PA
	(Hz)	(dBuV/m)	(dBuV/m)	(dB)	(dBuV)	(m)		(°)	(m)		(dB)	(dB)	(dB)
PK	20.7754G	69.04	83.54	-14.50	64.22	1	Vertical	151	1.98	-	38.00	15.82	49.00
AV	20.77916G	56.10	63.54	-7.44	51.24	1	Vertical	151	1.98	-	38.03	15.82	48.99

6.875-7.125GHz_802.11be EHT40_Nss1,(MCS0)_2TX

6925MHz_TX

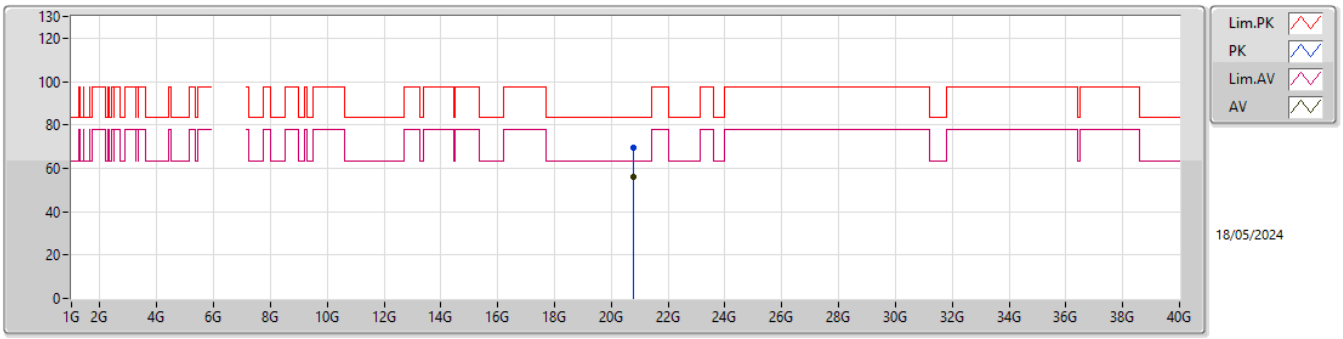

EUT Y_2TX
SET 25
01-S-C-6

Type	Freq	Level	Limit	Margin	Raw	Dist	Condition	Azimuth	Height	Comment	AF	CL	PA
	(Hz)	(dBuV/m)	(dBuV/m)	(dB)	(dBuV)	(m)		(°)	(m)		(dB)	(dB)	(dB)
PK	20.78148G	69.72	83.54	-13.82	64.83	1	Horizontal	355	1.86	-	38.05	15.83	48.99
AV	20.7766G	56.07	63.54	-7.47	51.24	1	Horizontal	355	1.86	-	38.01	15.82	49.00

6.875-7.125GHz_802.11be EHT40_Nss1,(MCS0)_2TX

7005MHz_TX

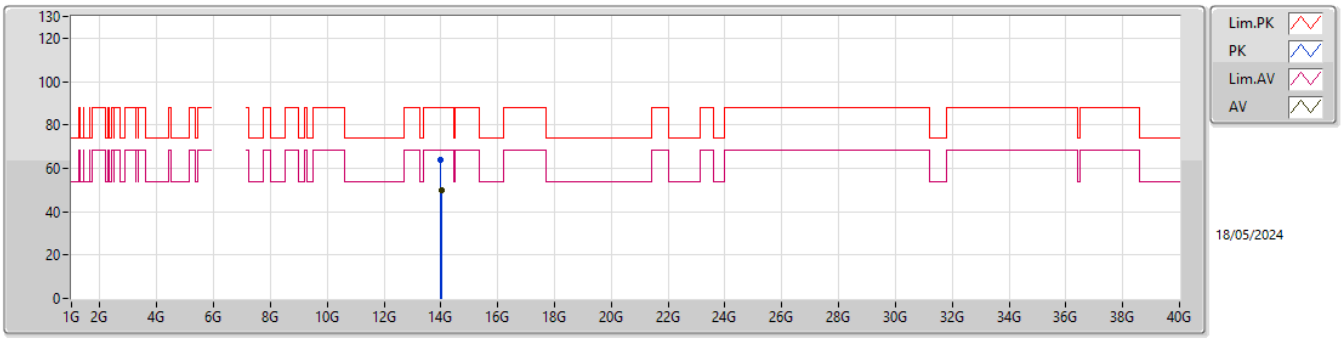

EUT Y_2TX
SET 13.5

Type	Freq	Level	Limit	Margin	Raw	Dist	Condition	Azimuth	Height	Comment	AF	CL	PA
	(Hz)	(dBuV/m)	(dBuV/m)	(dB)	(dBuV)	(m)		(°)	(m)		(dB)	(dB)	(dB)
PK	14.00257G	63.98	88.20	-24.22	43.18	3	Vertical	344	1.53	13.5	41.20	12.20	32.60
RMS	14.049G	49.61	68.20	-18.59	28.81	3	Vertical	344	1.53	13.5	41.20	12.22	32.62

6.875-7.125GHz_802.11be EHT40_Nss1,(MCS0)_2TX

7005MHz_TX

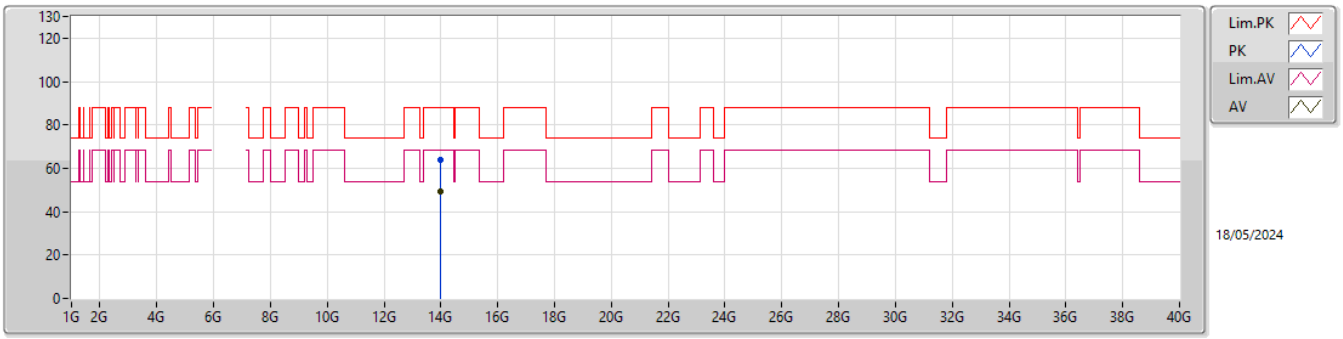

EUT Y_2TX
SET 13.5

Type	Freq	Level	Limit	Margin	Raw	Dist	Condition	Azimuth	Height	Comment	AF	CL	PA
	(Hz)	(dBuV/m)	(dBuV/m)	(dB)	(dBuV)	(m)		(°)	(m)		(dB)	(dB)	(dB)
PK	13.97532G	64.01	88.20	-24.19	43.32	3	Horizontal	6	2.82	13.5	41.10	12.19	32.60
RMS	13.97835G	49.57	68.20	-18.63	28.87	3	Horizontal	6	2.82	13.5	41.11	12.19	32.60

6.875-7.125GHz_802.11be EHT40_Nss1,(MCS0)_2TX

7005MHz_TX

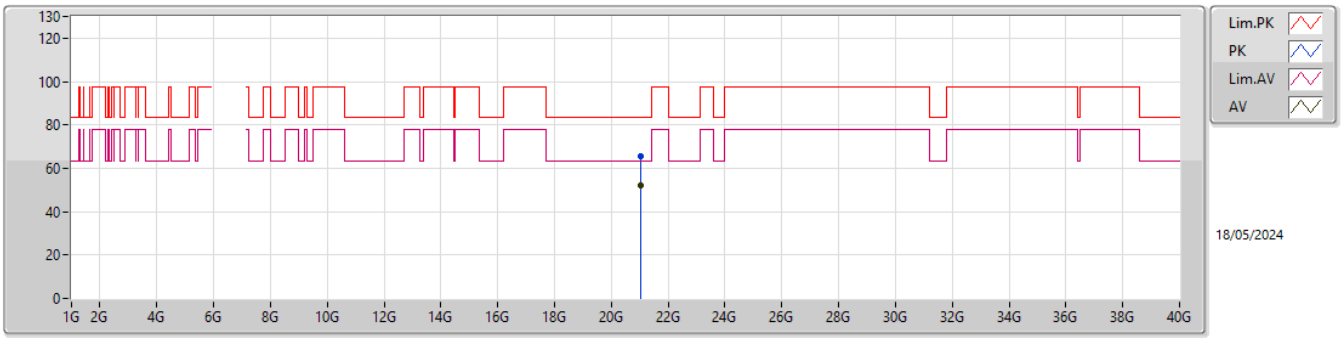

EUT Y_2TX
SET 25
01-S-C-6

Type	Freq	Level	Limit	Margin	Raw	Dist	Condition	Azimuth	Height	Comment	AF	CL	PA
	(Hz)	(dBuV/m)	(dBuV/m)	(dB)	(dBuV)	(m)		(°)	(m)		(dB)	(dB)	(dB)
PK	21.0194G	65.54	83.54	-18.00	60.31	1	Vertical	289	1.57	-	38.09	16.02	48.88
AV	21.01804G	52.17	63.54	-11.37	46.96	1	Vertical	289	1.57	-	38.08	16.01	48.88

6.875-7.125GHz_802.11be EHT40_Nss1,(MCS0)_2TX

7005MHz_TX

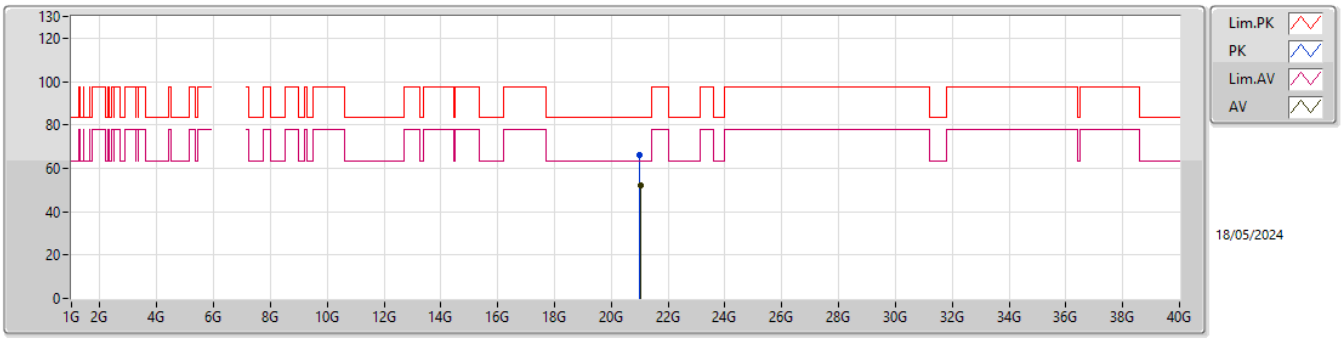

EUT Y_2TX
SET 25
01-S-C-6

Type	Freq	Level	Limit	Margin	Raw	Dist	Condition	Azimuth	Height	Comment	AF	CL	PA
	(Hz)	(dBuV/m)	(dBuV/m)	(dB)	(dBuV)	(m)		(°)	(m)		(dB)	(dB)	(dB)
PK	21.00108G	66.06	83.54	-17.48	61.03	1	Horizontal	33	1.80	-	37.91	16.00	48.88
AV	21.01756G	52.34	63.54	-11.20	47.13	1	Horizontal	33	1.80	-	38.08	16.01	48.88

6.875-7.125GHz_802.11be EHT40_Nss1,(MCS0)_2TX

7085MHz_TX

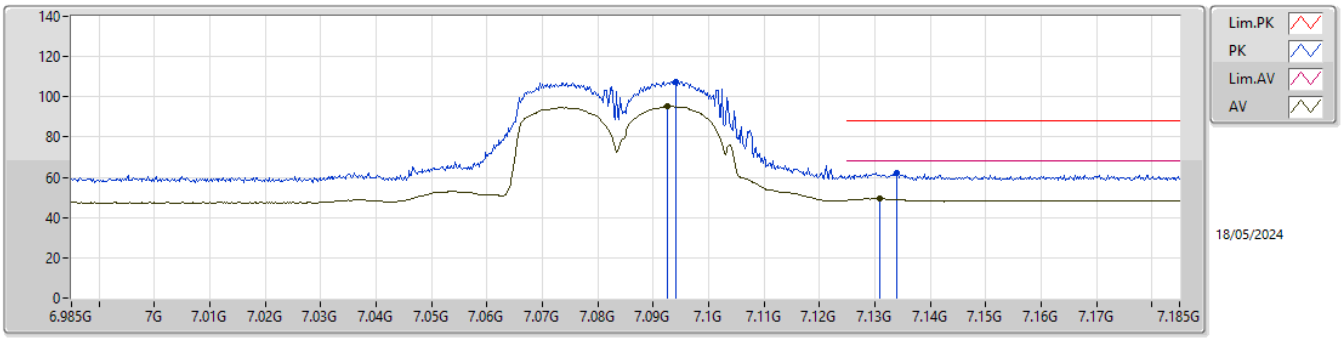

EUT Y_2TX
SET 14.5

Type	Freq	Level	Limit	Margin	Raw	Dist	Condition	Azimuth	Height	Comment	AF	CL	PA
	(Hz)	(dBuV/m)	(dBuV/m)	(dB)	(dBuV)	(m)		(°)	(m)		(dB)	(dB)	(dB)
PK	7.094G	107.66	Inf	-Inf	97.86	3	Vertical	339	2.03	-	35.39	6.40	31.99
RMS	7.0926G	95.47	Inf	-Inf	85.67	3	Vertical	339	2.03	-	35.39	6.40	31.99
PK	7.134G	62.20	88.20	-26.00	52.20	3	Vertical	339	2.03	-	35.60	6.42	32.02
RMS	7.1308G	49.46	68.20	-18.74	39.47	3	Vertical	339	2.03	-	35.58	6.42	32.01

6.875-7.125GHz_802.11be EHT40_Nss1,(MCS0)_2TX

7085MHz_TX

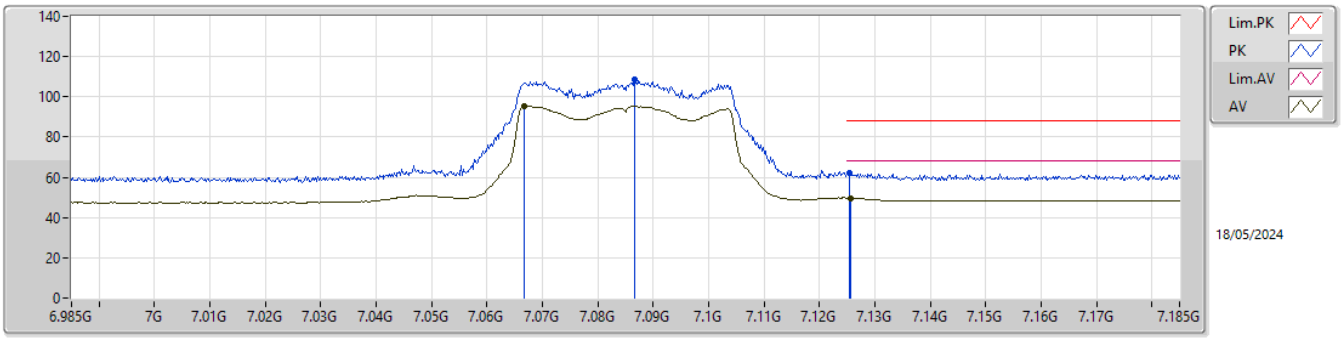

EUT Y_2TX
SET 14.5

Type	Freq	Level	Limit	Margin	Raw	Dist	Condition	Azimuth	Height	Comment	AF	CL	PA
	(Hz)	(dBuV/m)	(dBuV/m)	(dB)	(dBuV)	(m)		(°)	(m)		(dB)	(dB)	(dB)
PK	7.0866G	108.42	Inf	-Inf	98.65	3	Horizontal	346	1.06	-	35.37	6.39	31.99
RMS	7.0668G	95.39	Inf	-Inf	85.66	3	Horizontal	346	1.06	-	35.33	6.38	31.98
PK	7.1254G	61.87	88.20	-26.33	51.92	3	Horizontal	346	1.06	-	35.55	6.41	32.01
RMS	7.1256G	49.68	68.20	-18.52	39.73	3	Horizontal	346	1.06	-	35.55	6.41	32.01

6.875-7.125GHz_802.11be EHT40_Nss1,(MCS0)_2TX

7085MHz_TX

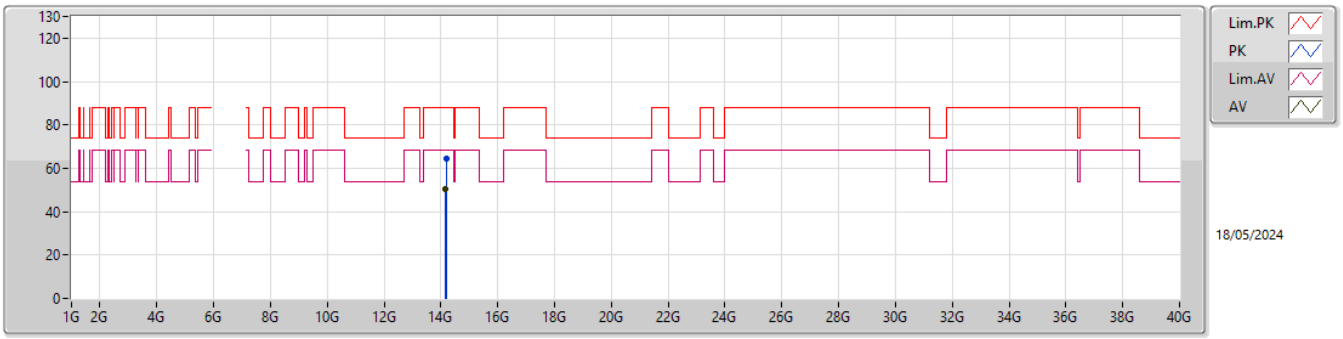

EUT Y_2TX
SET 14.5

Type	Freq	Level	Limit	Margin	Raw	Dist	Condition	Azimuth	Height	Comment	AF	CL	PA
	(Hz)	(dBuV/m)	(dBuV/m)	(dB)	(dBuV)	(m)		(°)	(m)		(dB)	(dB)	(dB)
PK	14.19118G	64.43	88.20	-23.77	43.19	3	Vertical	153	1.35	14.5	41.66	12.26	32.68
RMS	14.1744G	50.24	68.20	-17.96	29.07	3	Vertical	153	1.35	14.5	41.60	12.25	32.68

6.875-7.125GHz_802.11be EHT40_Nss1,(MCS0)_2TX

7085MHz_TX

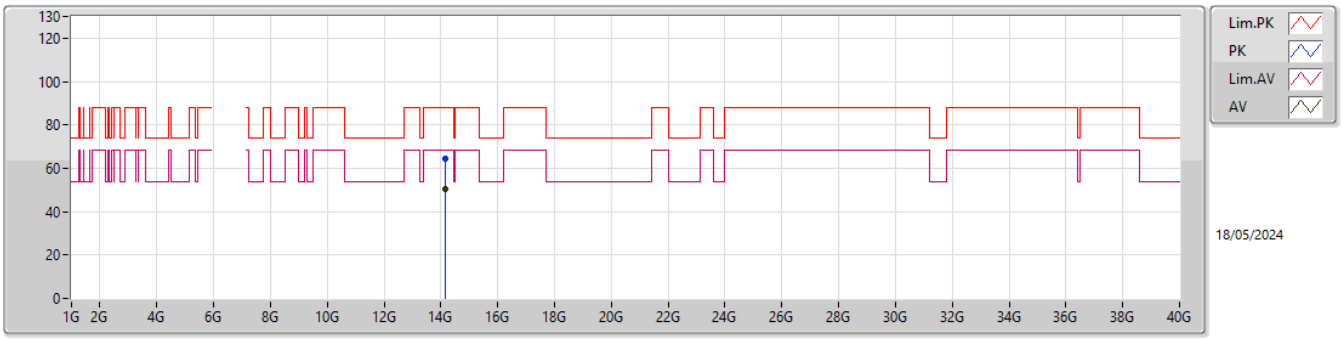

EUT Y_2TX
SET 14.5

Type	Freq	Level	Limit	Margin	Raw	Dist	Condition	Azimuth	Height	Comment	AF	CL	PA
	(Hz)	(dBuV/m)	(dBuV/m)	(dB)	(dBuV)	(m)		(°)	(m)		(dB)	(dB)	(dB)
PK	14.14994G	64.36	88.20	-23.84	43.28	3	Horizontal	74	1.80	14.5	41.50	12.25	32.67
RMS	14.17472G	50.25	68.20	-17.95	29.08	3	Horizontal	74	1.80	14.5	41.60	12.25	32.68

6.875-7.125GHz_802.11be EHT40_Nss1,(MCS0)_2TX

7085MHz_TX

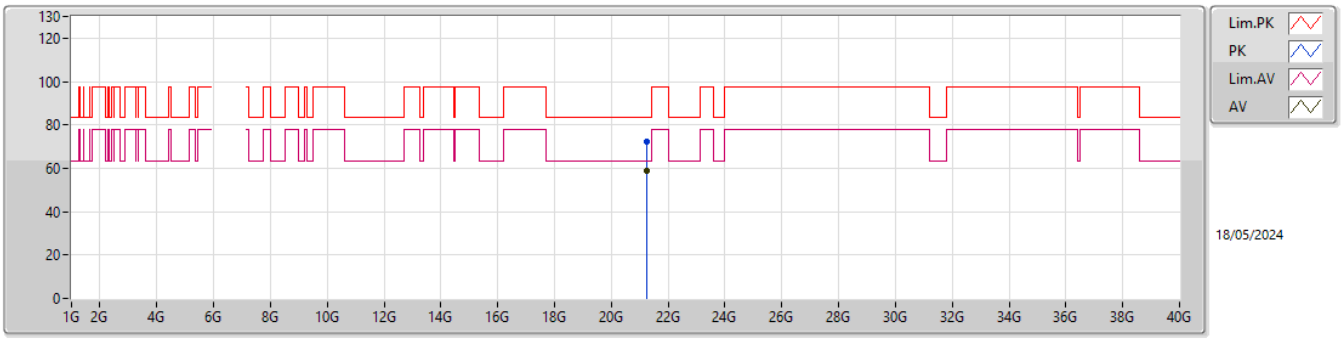

EUT Y_2TX
SET 25
01-S-C-6

Type	Freq	Level	Limit	Margin	Raw	Dist	Condition	Azimuth	Height	Comment	AF	CL	PA
	(Hz)	(dBuV/m)	(dBuV/m)	(dB)	(dBuV)	(m)		(°)	(m)		(dB)	(dB)	(dB)
PK	21.25164G	72.07	83.54	-11.47	66.71	1	Vertical	330	1.51	-	38.01	16.20	48.85
AV	21.2514G	58.61	63.54	-4.93	53.25	1	Vertical	330	1.51	-	38.01	16.20	48.85

6.875-7.125GHz_802.11be EHT40_Nss1,(MCS0)_2TX

7085MHz_TX

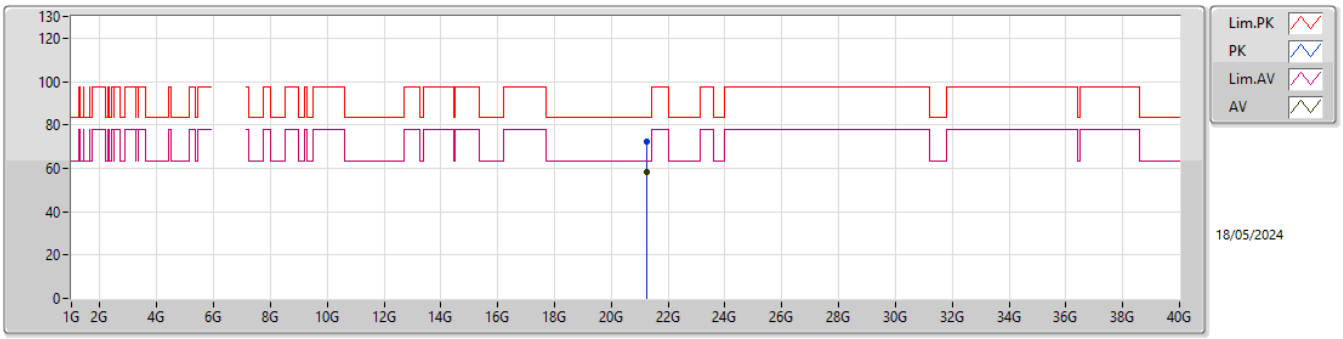

EUT Y_2TX
SET 25
01-S-C-6

Type	Freq	Level	Limit	Margin	Raw	Dist	Condition	Azimuth	Height	Comment	AF	CL	PA
	(Hz)	(dBuV/m)	(dBuV/m)	(dB)	(dBuV)	(m)		(°)	(m)		(dB)	(dB)	(dB)
PK	21.25316G	72.19	83.54	-11.35	66.81	1	Horizontal	25	1.86	-	38.03	16.20	48.85
AV	21.25156G	58.31	63.54	-5.23	52.95	1	Horizontal	25	1.86	-	38.01	16.20	48.85

5.925-6.425GHz_802.11be EHT80_Nss1,(MCS0)_2TX

5985MHz_TX

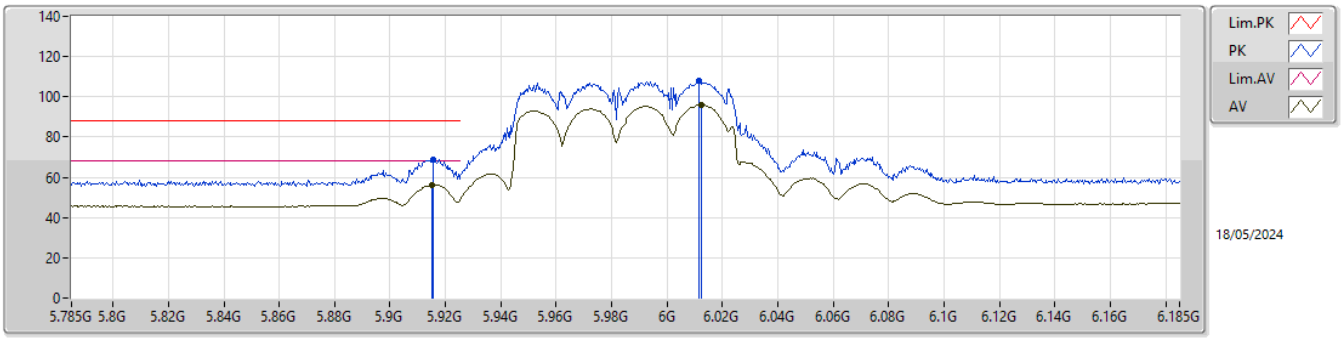

EUT Y_2TX
SET 18

Type	Freq	Level	Limit	Margin	Raw	Dist	Condition	Azimuth	Height	Comment	AF	CL	PA
	(Hz)	(dBuV/m)	(dBuV/m)	(dB)	(dBuV)	(m)		(°)	(m)		(dB)	(dB)	(dB)
PK	5.9154G	68.74	88.20	-19.46	59.93	3	Vertical	-0	2.12	-	34.20	5.76	31.15
RMS	5.915G	56.29	68.20	-11.91	47.48	3	Vertical	-0	2.12	-	34.20	5.76	31.15
PK	6.0114G	107.96	Inf	-Inf	99.00	3	Vertical	-0	2.12	-	34.30	5.85	31.19
RMS	6.0122G	95.91	Inf	-Inf	86.95	3	Vertical	-0	2.12	-	34.30	5.85	31.19

5.925-6.425GHz_802.11be EHT80_Nss1,(MCS0)_2TX

5985MHz_TX

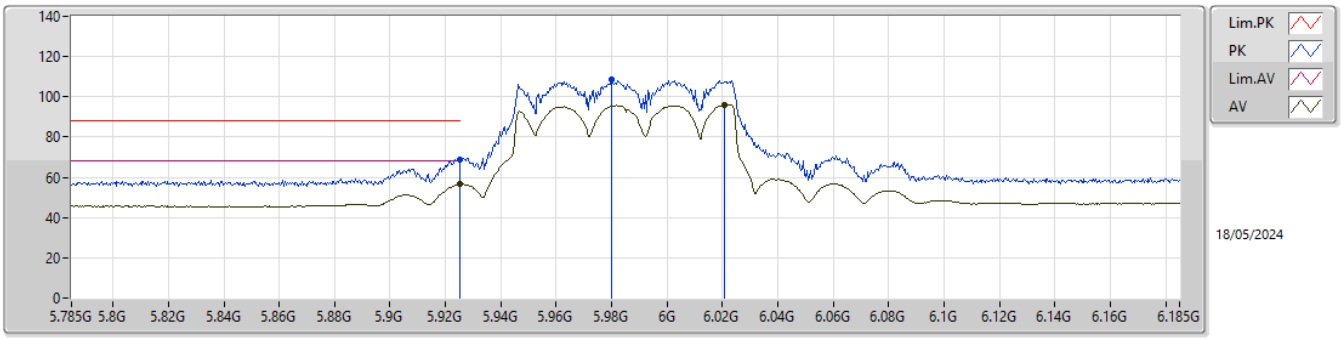

EUT Y_2TX
SET 18

Type	Freq	Level	Limit	Margin	Raw	Dist	Condition	Azimuth	Height	Comment	AF	CL	PA
	(Hz)	(dBuV/m)	(dBuV/m)	(dB)	(dBuV)	(m)		(°)	(m)		(dB)	(dB)	(dB)
PK	5.925G	68.75	88.20	-19.45	59.94	3	Horizontal	342	2.26	-	34.20	5.77	31.16
RMS	5.925G	56.56	68.20	-11.64	47.75	3	Horizontal	342	2.26	-	34.20	5.77	31.16
PK	5.9798G	108.37	Inf	-Inf	99.46	3	Horizontal	342	2.26	-	34.26	5.83	31.18
RMS	6.0206G	96.11	Inf	-Inf	87.15	3	Horizontal	342	2.26	-	34.30	5.86	31.20

5.925-6.425GHz_802.11be EHT80_Nss1,(MCS0)_2TX

5985MHz_TX

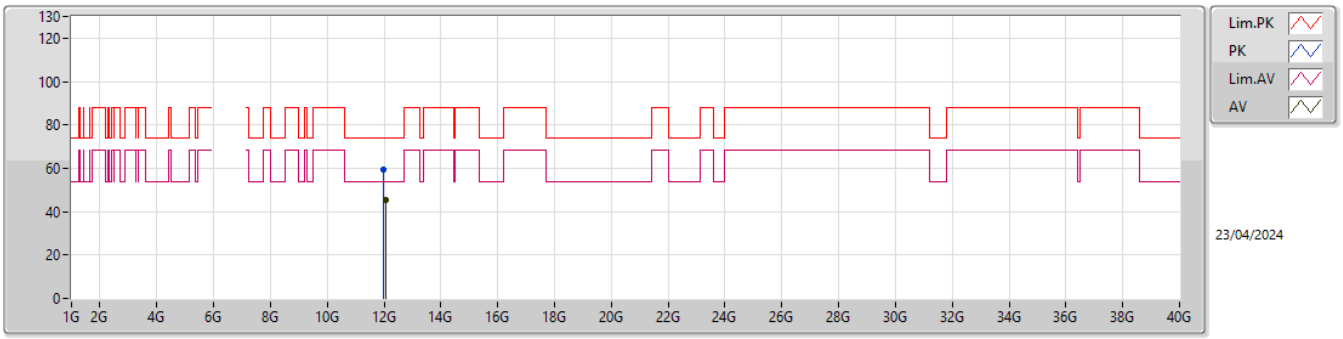

EUT Y_2TX
SET 18

Type	Freq	Level	Limit	Margin	Raw	Dist	Condition	Azimuth	Height	Comment	AF	CL	PA
	(Hz)	(dBuV/m)	(dBuV/m)	(dB)	(dBuV)	(m)		(°)	(m)		(dB)	(dB)	(dB)
PK	11.97879G	59.40	74.00	-14.60	43.11	3	Vertical	282	1.21	18	39.14	11.51	34.36
AV	12.048G	45.18	54.00	-8.82	28.95	3	Vertical	282	1.21	18	39.00	11.54	34.31

5.925-6.425GHz_802.11be EHT80_Nss1,(MCS0)_2TX

5985MHz_TX

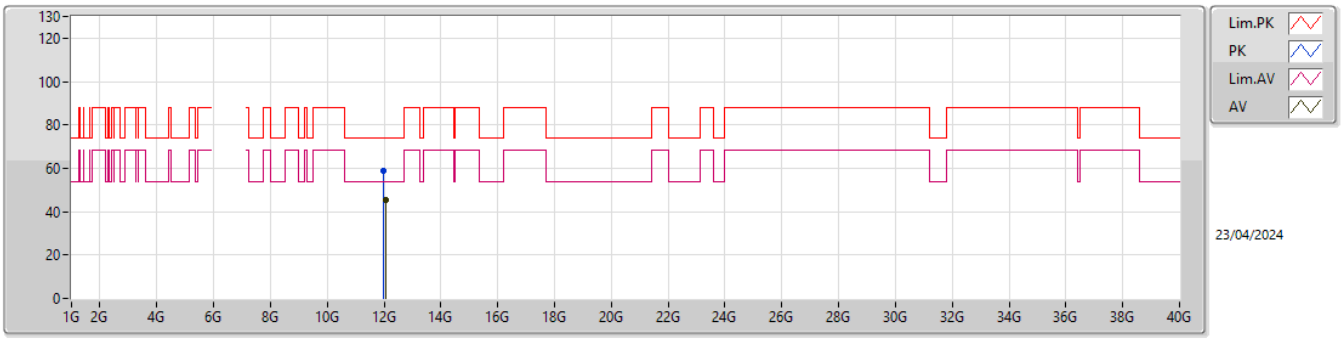

EUT Y_2TX
SET 18

Type	Freq	Level	Limit	Margin	Raw	Dist	Condition	Azimuth	Height	Comment	AF	CL	PA
	(Hz)	(dBuV/m)	(dBuV/m)	(dB)	(dBuV)	(m)		(°)	(m)		(dB)	(dB)	(dB)
PK	11.97783G	58.92	74.00	-15.08	42.63	3	Horizontal	4	1.85	18	39.14	11.51	34.36
AV	12.04816G	45.15	54.00	-8.85	28.92	3	Horizontal	4	1.85	18	39.00	11.54	34.31

5.925-6.425GHz_802.11be EHT80_Nss1,(MCS0)_2TX

5985MHz_TX

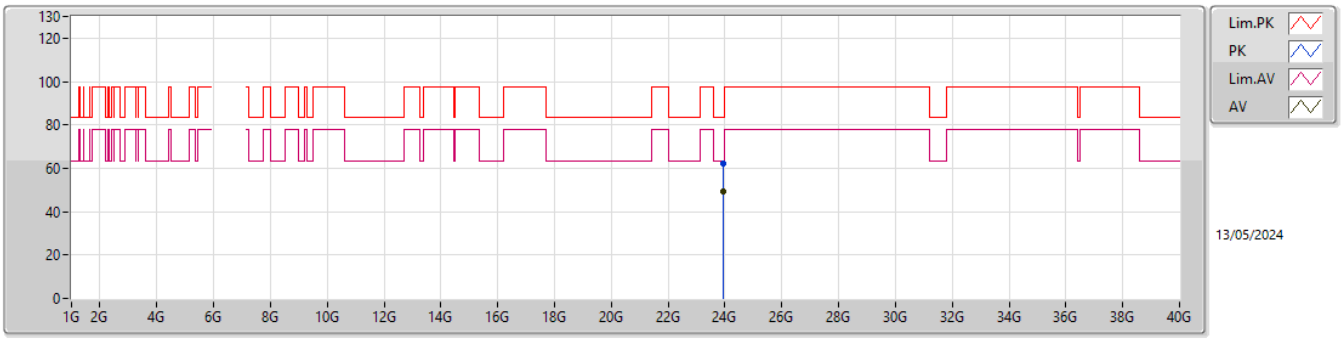

EUT Y_2TX
SET 25

Type	Freq	Level	Limit	Margin	Raw	Dist	Condition	Azimuth	Height	Comment	AF	CL	PA
	(Hz)	(dBuV/m)	(dBuV/m)	(dB)	(dBuV)	(m)		(°)	(m)		(dB)	(dB)	(dB)
PK	23.92354G	62.03	83.54	-21.51	52.93	1	Vertical	353	2.03	25	38.85	17.38	47.13
AV	23.92178G	49.51	63.54	-14.03	40.42	1	Vertical	353	2.03	25	38.84	17.38	47.13

5.925-6.425GHz_802.11be EHT80_Nss1,(MCS0)_2TX

5985MHz_TX

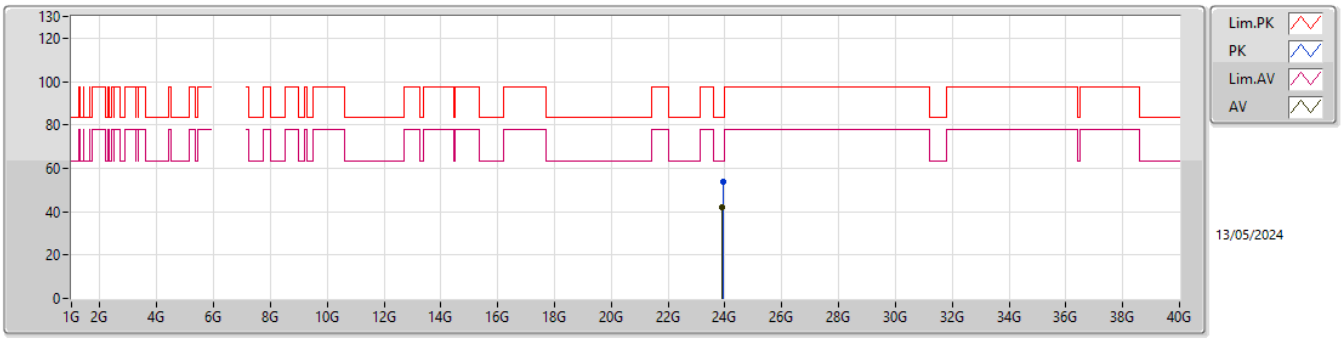

EUT Y_2TX
SET 25

Type	Freq	Level	Limit	Margin	Raw	Dist	Condition	Azimuth	Height	Comment	AF	CL	PA
	(Hz)	(dBuV/m)	(dBuV/m)	(dB)	(dBuV)	(m)		(°)	(m)		(dB)	(dB)	(dB)
PK	23.93137G	54.07	83.54	-29.47	44.95	1	Horizontal	342	1.80	25	38.86	17.38	47.12
AV	23.91235G	41.81	63.54	-21.73	32.75	1	Horizontal	342	1.80	25	38.82	17.37	47.13

5.925-6.425GHz_802.11be EHT80_Nss1,(MCS0)_2TX

6225MHz_TX

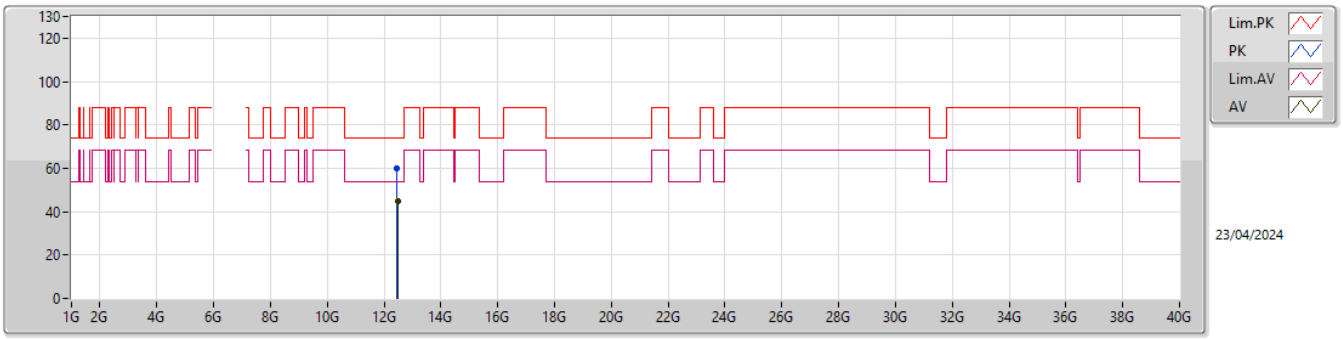

EUT Y_2TX
SET 16.5

Type	Freq	Level	Limit	Margin	Raw	Dist	Condition	Azimuth	Height	Comment	AF	CL	PA
	(Hz)	(dBuV/m)	(dBuV/m)	(dB)	(dBuV)	(m)		(°)	(m)		(dB)	(dB)	(dB)
PK	12.42954G	60.19	74.00	-13.81	43.95	3	Vertical	308	1.80	16.5	38.60	11.67	34.03
AV	12.4898G	45.07	54.00	-8.93	28.69	3	Vertical	308	1.80	16.5	38.68	11.69	33.99

5.925-6.425GHz_802.11be EHT80_Nss1,(MCS0)_2TX

6225MHz_TX

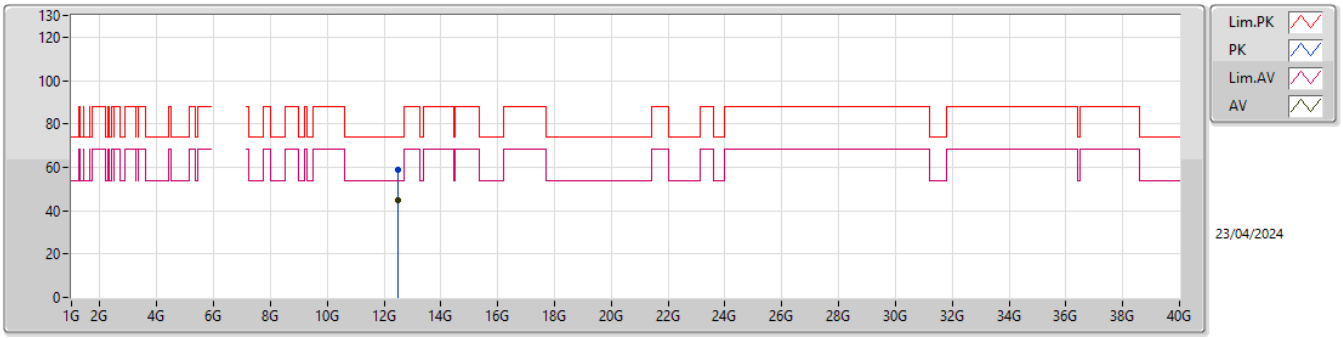

EUT Y_2TX
SET 16.5

Type	Freq	Level	Limit	Margin	Raw	Dist	Condition	Azimuth	Height	Comment	AF	CL	PA
	(Hz)	(dBuV/m)	(dBuV/m)	(dB)	(dBuV)	(m)		(°)	(m)		(dB)	(dB)	(dB)
PK	12.48868G	58.92	74.00	-15.08	42.54	3	Horizontal	357	1.80	16.5	38.68	11.69	33.99
AV	12.5061G	45.08	54.00	-8.92	28.66	3	Horizontal	357	1.80	16.5	38.70	11.69	33.97

5.925-6.425GHz_802.11be EHT80_Nss1,(MCS0)_2TX

6225MHz_TX

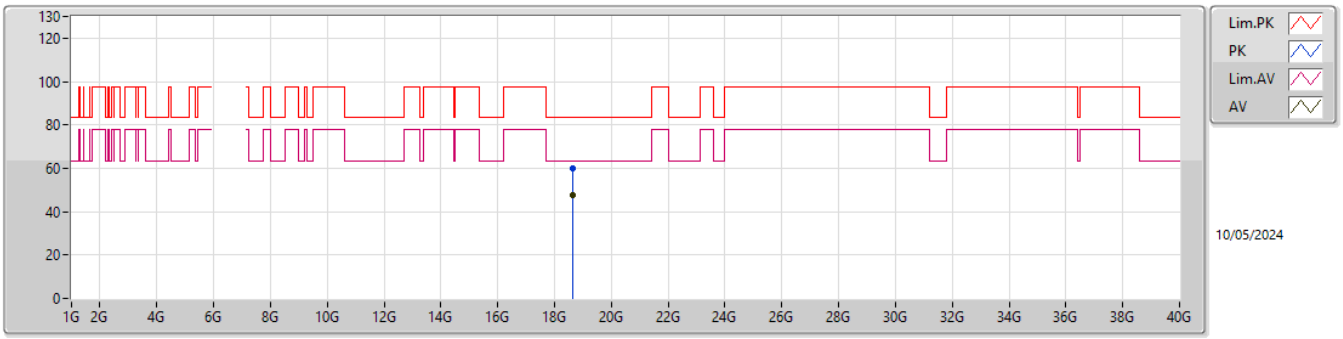

EUT Y_2TX
SET 25

Type	Freq	Level	Limit	Margin	Raw	Dist	Condition	Azimuth	Height	Comment	AF	CL	PA
	(Hz)	(dBuV/m)	(dBuV/m)	(dB)	(dBuV)	(m)		(°)	(m)		(dB)	(dB)	(dB)
PK	18.63072G	60.19	83.54	-23.35	56.75	1	Vertical	9	1.81	25	37.76	15.27	49.59
AV	18.64703G	47.73	63.54	-15.81	44.25	1	Vertical	9	1.81	25	37.79	15.27	49.58

5.925-6.425GHz_802.11be EHT80_Nss1,(MCS0)_2TX

6225MHz_TX

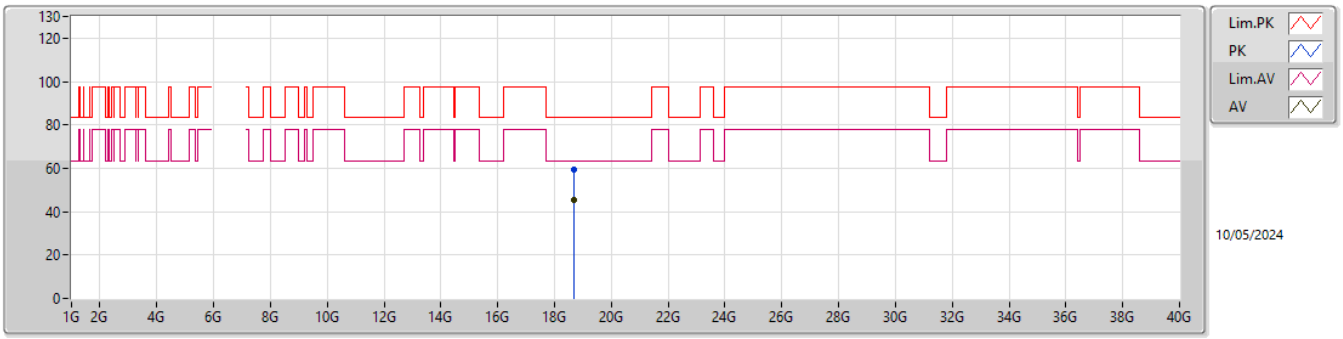

EUT Y_2TX
SET 25

Type	Freq	Level	Limit	Margin	Raw	Dist	Condition	Azimuth	Height	Comment	AF	CL	PA
	(Hz)	(dBuV/m)	(dBuV/m)	(dB)	(dBuV)	(m)		(°)	(m)		(dB)	(dB)	(dB)
PK	18.66445G	59.17	83.54	-24.37	55.73	1	Horizontal	33	1.96	25	37.74	15.27	49.57
AV	18.66365G	45.58	63.54	-17.96	42.13	1	Horizontal	33	1.96	25	37.75	15.27	49.57

5.925-6.425GHz_802.11be EHT80_Nss1,(MCS0)_2TX

6385MHz_TX

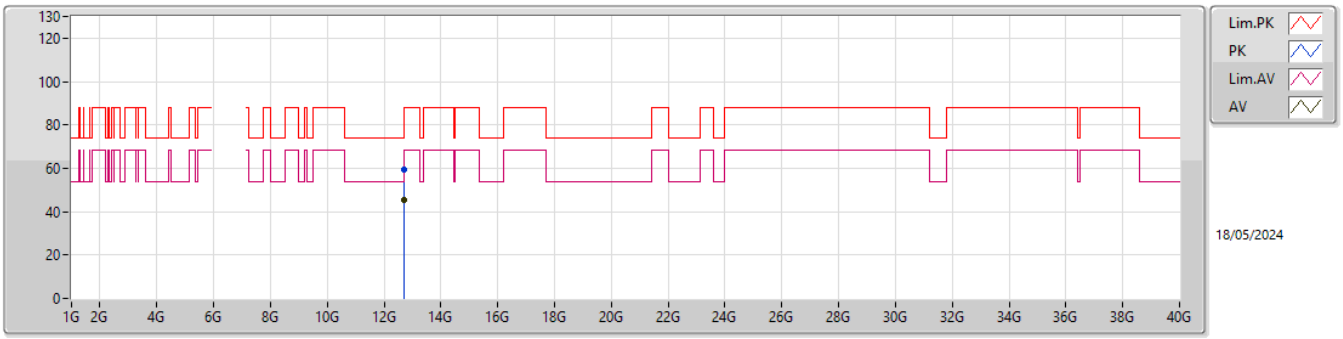

EUT Y_2TX
SET 16.5

Type	Freq	Level	Limit	Margin	Raw	Dist	Condition	Azimuth	Height	Comment	AF	CL	PA
	(Hz)	(dBuV/m)	(dBuV/m)	(dB)	(dBuV)	(m)		(°)	(m)		(dB)	(dB)	(dB)
PK	12.70782G	59.13	88.20	-29.07	42.19	3	Vertical	38	1.80	16.5	38.88	11.76	33.70
RMS	12.702G	45.18	68.20	-23.02	28.23	3	Vertical	38	1.80	16.5	38.90	11.76	33.71

5.925-6.425GHz_802.11be EHT80_Nss1,(MCS0)_2TX

6385MHz_TX

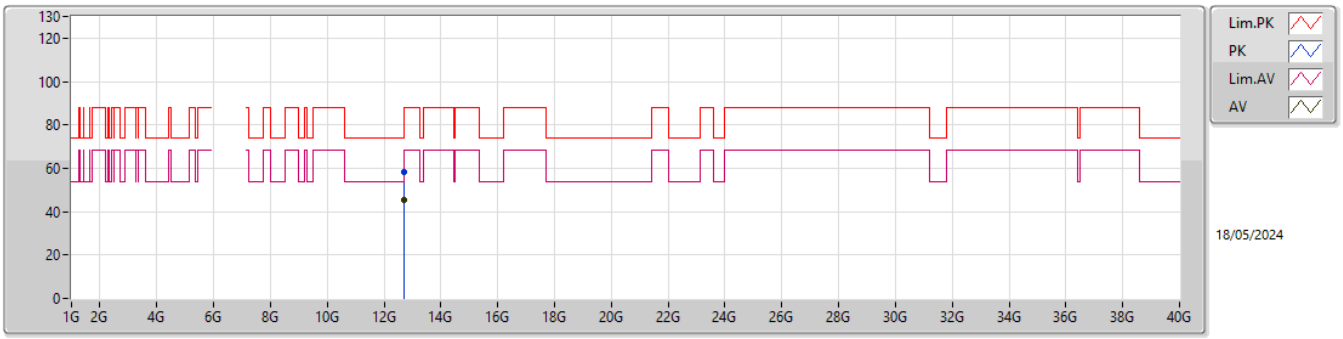

EUT Y_2TX
SET 16.5

Type	Freq	Level	Limit	Margin	Raw	Dist	Condition	Azimuth	Height	Comment	AF	CL	PA
	(Hz)	(dBuV/m)	(dBuV/m)	(dB)	(dBuV)	(m)		(°)	(m)		(dB)	(dB)	(dB)
PK	12.70392G	58.43	88.20	-29.77	41.48	3	Horizontal	211	1.80	16.5	38.89	11.76	33.70
RMS	12.70328G	45.20	68.20	-23.00	28.25	3	Horizontal	211	1.80	16.5	38.89	11.76	33.70

5.925-6.425GHz_802.11be EHT80_Nss1,(MCS0)_2TX

6385MHz_TX

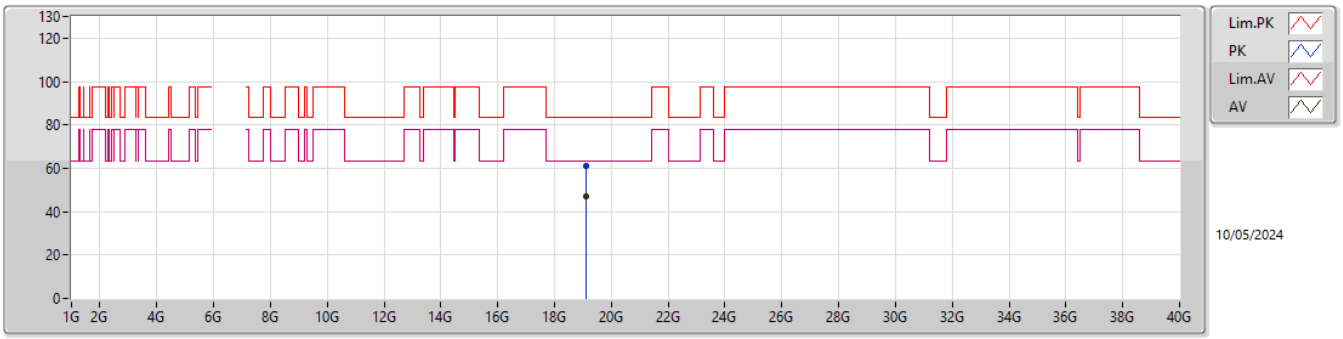

EUT Y_2TX
SET 25

Type	Freq	Level	Limit	Margin	Raw	Dist	Condition	Azimuth	Height	Comment	AF	CL	PA
	(Hz)	(dBuV/m)	(dBuV/m)	(dB)	(dBuV)	(m)		(°)	(m)		(dB)	(dB)	(dB)
PK	19.11744G	61.15	83.54	-22.39	57.50	1	Vertical	292	1.76	25	37.83	15.24	49.42
AV	19.11728G	47.19	63.54	-16.35	43.54	1	Vertical	292	1.76	25	37.83	15.24	49.42

5.925-6.425GHz_802.11be EHT80_Nss1,(MCS0)_2TX

6385MHz_TX

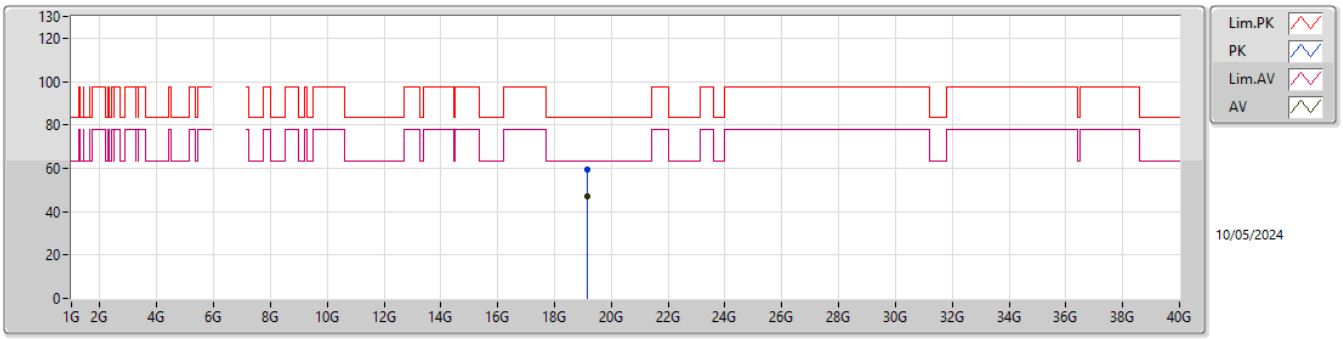

EUT Y_2TX
SET 25

Type	Freq	Level	Limit	Margin	Raw	Dist	Condition	Azimuth	Height	Comment	AF	CL	PA
	(Hz)	(dBuV/m)	(dBuV/m)	(dB)	(dBuV)	(m)		(°)	(m)		(dB)	(dB)	(dB)
PK	19.16267G	59.13	83.54	-24.41	55.56	1	Horizontal	286	1.89	25	37.78	15.24	49.45
AV	19.14173G	47.30	63.54	-16.24	43.77	1	Horizontal	286	1.89	25	37.73	15.24	49.44

6.425-6.525GHz_802.11be EHT80_Nss1,(MCS0)_2TX

6465MHz_TX

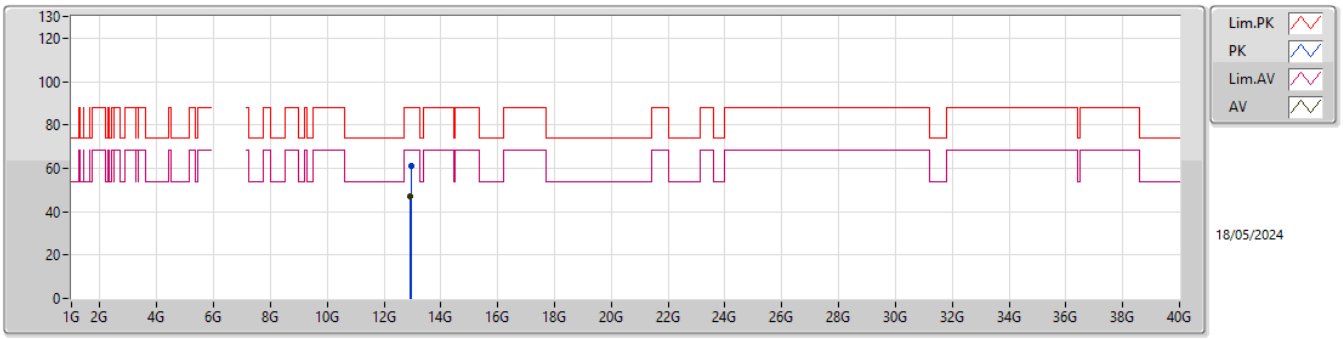

EUT Y_2TX
SET 16

Type	Freq	Level	Limit	Margin	Raw	Dist	Condition	Azimuth	Height	Comment	AF	CL	PA
	(Hz)	(dBuV/m)	(dBuV/m)	(dB)	(dBuV)	(m)		(°)	(m)		(dB)	(dB)	(dB)
PK	12.97124G	61.11	88.20	-27.09	43.30	3	Vertical	24	1.46	16	39.30	11.85	33.34
RMS	12.90331G	46.86	68.20	-21.34	29.25	3	Vertical	24	1.46	16	39.21	11.83	33.43

6.425-6.525GHz_802.11be EHT80_Nss1,(MCS0)_2TX

6465MHz_TX

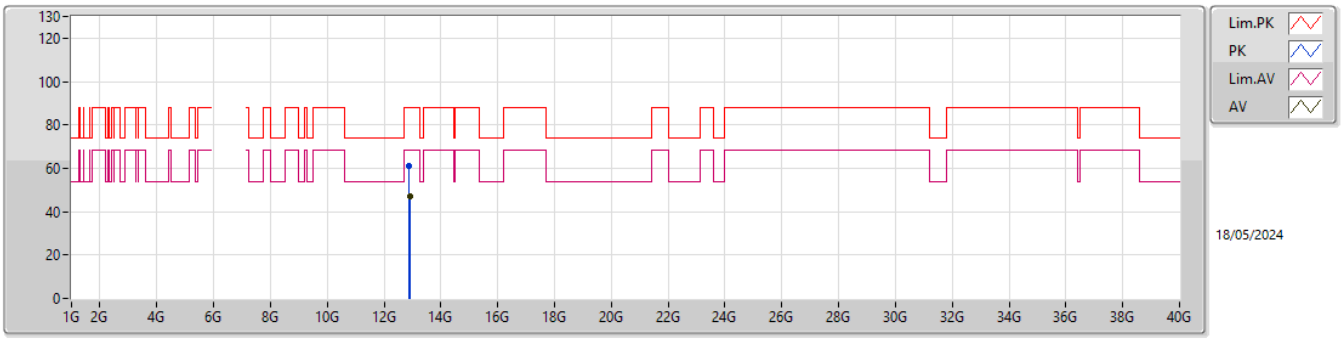

EUT Y_2TX
SET 16

Type	Freq	Level	Limit	Margin	Raw	Dist	Condition	Azimuth	Height	Comment	AF	CL	PA
	(Hz)	(dBuV/m)	(dBuV/m)	(dB)	(dBuV)	(m)		(°)	(m)		(dB)	(dB)	(dB)
PK	12.86431G	60.87	88.20	-27.33	43.34	3	Horizontal	74	1.80	16	39.20	11.81	33.48
RMS	12.91194G	46.90	68.20	-21.30	29.27	3	Horizontal	74	1.80	16	39.22	11.83	33.42

6.425-6.525GHz_802.11be EHT80_Nss1,(MCS0)_2TX

6465MHz_TX

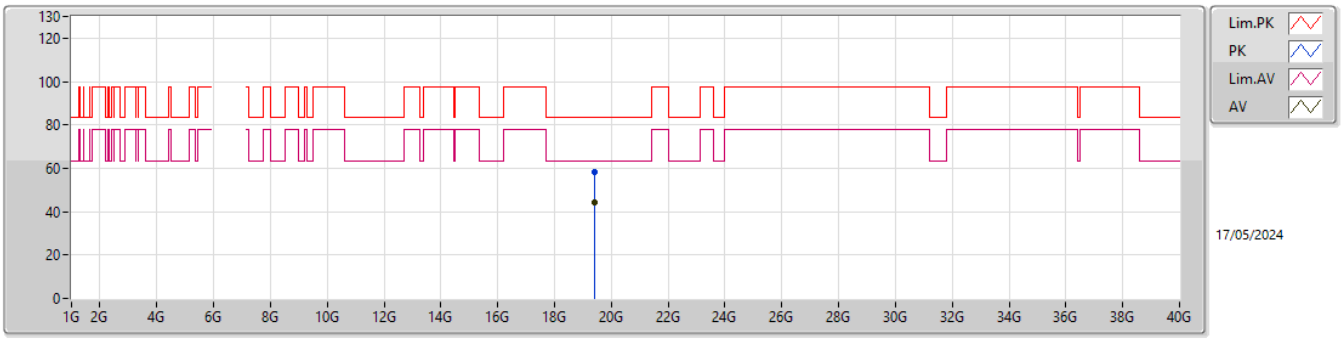

EUT Y_2TX
SET 25

Type	Freq	Level	Limit	Margin	Raw	Dist	Condition	Azimuth	Height	Comment	AF	CL	PA
	(Hz)	(dBuV/m)	(dBuV/m)	(dB)	(dBuV)	(m)		(°)	(m)		(dB)	(dB)	(dB)
PK	19.42745G	58.36	83.54	-25.18	54.87	1	Vertical	331	1.96	25	37.89	15.23	49.63
AV	19.40731G	44.33	63.54	-19.21	40.75	1	Vertical	331	1.96	25	37.97	15.23	49.62

6.425-6.525GHz_802.11be EHT80_Nss1,(MCS0)_2TX

6465MHz_TX

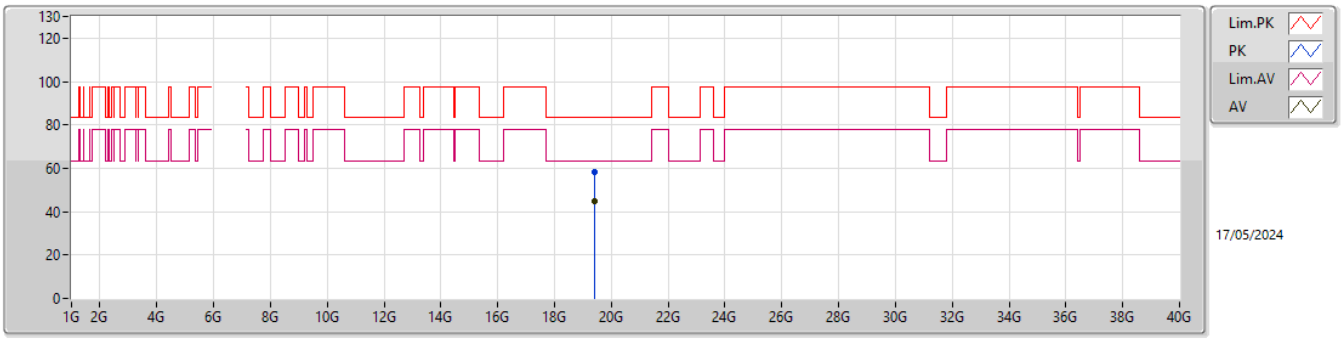

EUT Y_2TX
SET 25

Type	Freq	Level	Limit	Margin	Raw	Dist	Condition	Azimuth	Height	Comment	AF	CL	PA
	(Hz)	(dBuV/m)	(dBuV/m)	(dB)	(dBuV)	(m)		(°)	(m)		(dB)	(dB)	(dB)
PK	19.39084G	58.32	83.54	-25.22	54.74	1	Horizontal	19	1.80	25	37.96	15.23	49.61
AV	19.3918G	45.09	63.54	-18.45	41.50	1	Horizontal	19	1.80	25	37.97	15.23	49.61

6.425-6.525GHz_802.11be EHT80_Nss1,(MCS0)_2TX

6545MHz Straddle 6.425-6.525GHz_TX

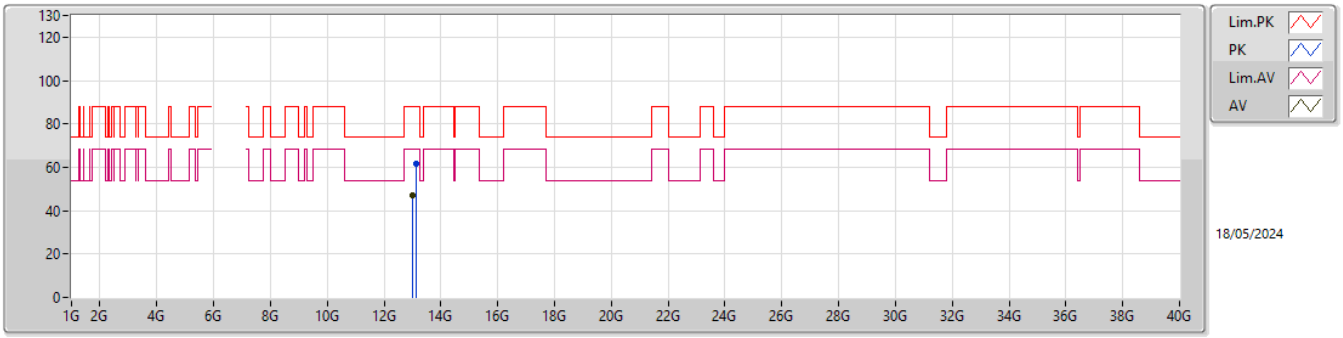

EUT Y_2TX
SET 16.5

Type	Freq	Level	Limit	Margin	Raw	Dist	Condition	Azimuth	Height	Comment	AF	CL	PA
	(Hz)	(dBuV/m)	(dBuV/m)	(dB)	(dBuV)	(m)		(°)	(m)		(dB)	(dB)	(dB)
PK	13.11605G	61.87	88.20	-26.33	43.53	3	Vertical	360	1.96	16.5	39.60	11.90	33.16
RMS	13.01344G	46.98	68.20	-21.22	29.07	3	Vertical	360	1.96	16.5	39.33	11.86	33.28

6.425-6.525GHz_802.11be EHT80_Nss1,(MCS0)_2TX

6545MHz Straddle 6.425-6.525GHz_TX

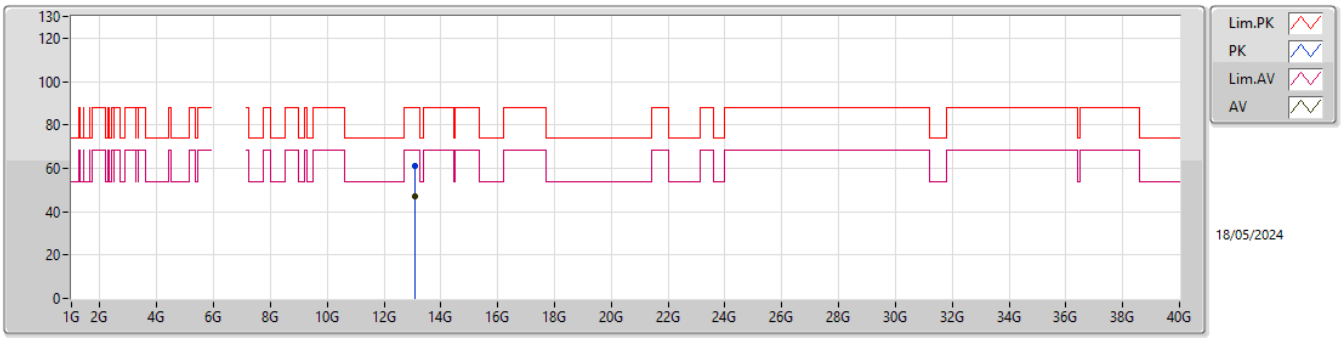

EUT Y_2TX
SET 16.5

Type	Freq	Level	Limit	Margin	Raw	Dist	Condition	Azimuth	Height	Comment	AF	CL	PA
	(Hz)	(dBuV/m)	(dBuV/m)	(dB)	(dBuV)	(m)		(°)	(m)		(dB)	(dB)	(dB)
PK	13.06986G	61.34	88.20	-26.86	43.20	3	Horizontal	201	2.92	16.5	39.48	11.88	33.22
RMS	13.08361G	47.32	68.20	-20.88	29.10	3	Horizontal	201	2.92	16.5	39.53	11.89	33.20

6.425-6.525GHz_802.11be EHT80_Nss1,(MCS0)_2TX

6545MHz Straddle 6.425-6.525GHz_TX

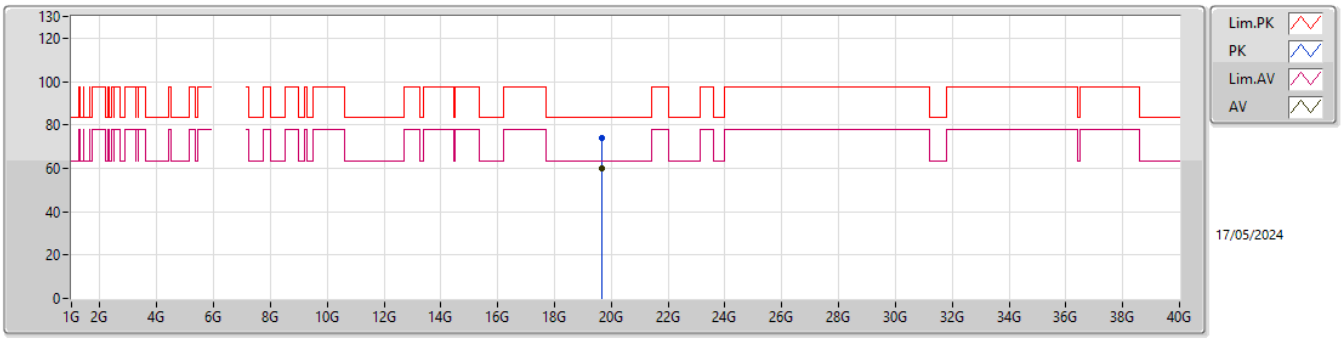

EUT Y_2TX
SET 25

Type	Freq	Level	Limit	Margin	Raw	Dist	Condition	Azimuth	Height	Comment	AF	CL	PA
	(Hz)	(dBuV/m)	(dBuV/m)	(dB)	(dBuV)	(m)		(°)	(m)		(dB)	(dB)	(dB)
PK	19.64683G	73.89	83.54	-9.65	70.15	1	Vertical	337	1.70	25	38.08	15.22	49.56
AV	19.66745G	60.20	63.54	-3.34	56.52	1	Vertical	337	1.70	25	38.00	15.22	49.54

6.425-6.525GHz_802.11be EHT80_Nss1,(MCS0)_2TX

6545MHz Straddle 6.425-6.525GHz_TX

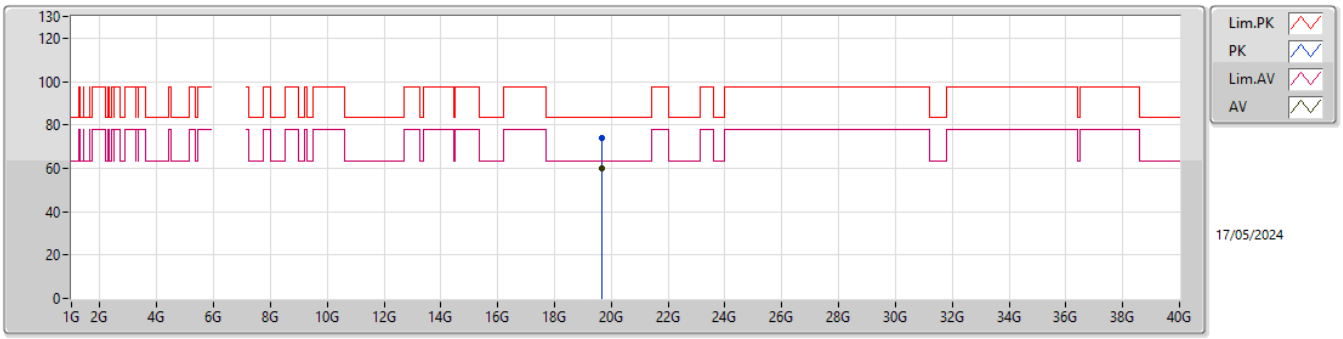

EUT Y_2TX
SET 25

Type	Freq	Level	Limit	Margin	Raw	Dist	Condition	Azimuth	Height	Comment	AF	CL	PA
	(Hz)	(dBuV/m)	(dBuV/m)	(dB)	(dBuV)	(m)		(°)	(m)		(dB)	(dB)	(dB)
PK	19.66745G	73.96	83.54	-9.58	70.28	1	Horizontal	325	1.53	25	38.00	15.22	49.54
AV	19.66841G	59.89	63.54	-3.65	56.22	1	Horizontal	325	1.53	25	37.99	15.22	49.54

6.525-6.875GHz_802.11be EHT80_Nss1,(MCS0)_2TX

6625MHz_TX

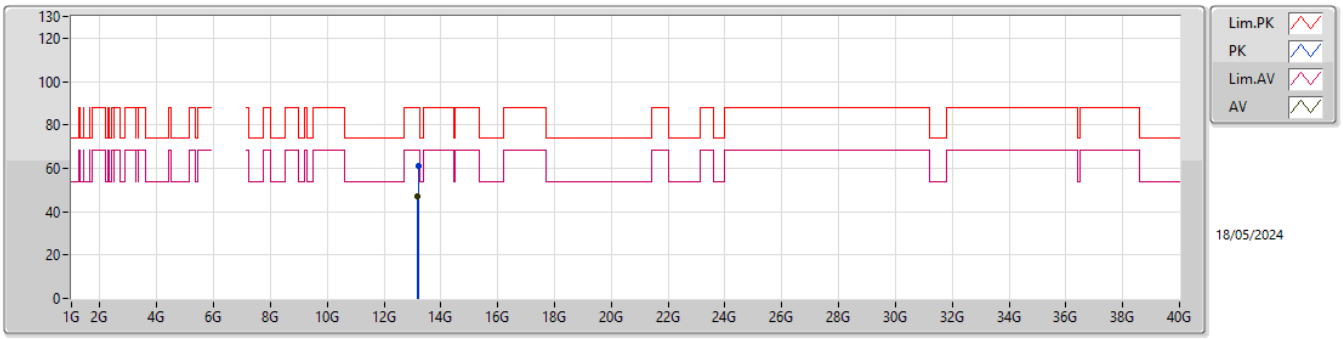

EUT Y_2TX
SET 17

Type	Freq	Level	Limit	Margin	Raw	Dist	Condition	Azimuth	Height	Comment	AF	CL	PA
	(Hz)	(dBuV/m)	(dBuV/m)	(dB)	(dBuV)	(m)		(°)	(m)		(dB)	(dB)	(dB)
PK	13.21915G	61.11	88.20	-27.09	42.44	3	Vertical	2	1.80	17	39.78	11.93	33.04
RMS	13.18319G	47.25	68.20	-20.95	28.74	3	Vertical	2	1.80	17	39.67	11.92	33.08