6.425-6.525GHz_802.11be EHT20-BF_Nss1,(MCS0)_2TX

6475MHz_TX

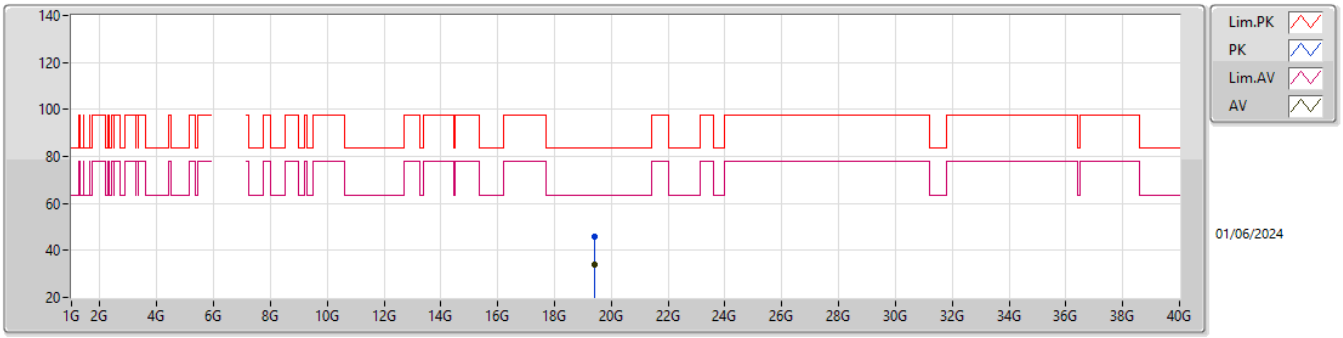

EUT Y_2TX
Setting 13
03-H-G-4

Type	Freq	Level	Limit	Margin	Raw	Dist	Condition	Azimuth	Height	Comment	AF	CL	PA
	(Hz)	(dBuV/m)	(dBuV/m)	(dB)	(dBuV)	(m)		(°)	(m)		(dB)	(dB)	(dB)
PK	19.42688G	45.70	83.54	-37.84	42.21	1	Horizontal	187	1.89	-	37.89	15.23	49.63
AV	19.42504G	34.11	63.54	-29.43	30.61	1	Horizontal	187	1.89	-	37.90	15.23	49.63

6.425-6.525GHz_802.11be EHT20-BF_Nss1,(MCS0)_2TX

6515MHz_TX

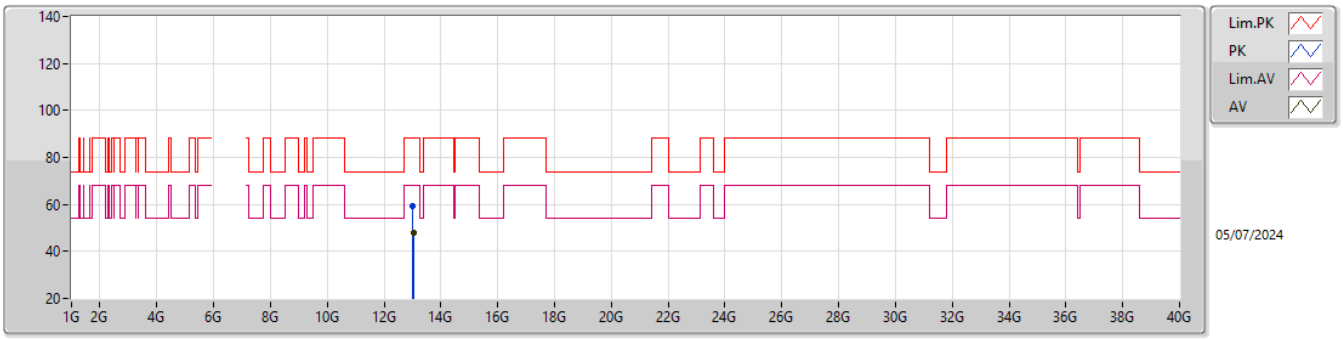

EUT Y_2TX
Setting 11
03-H-G-4

Type	Freq	Level	Limit	Margin	Raw	Dist	Condition	Azimuth	Height	Comment	AF	CL	PA
	(Hz)	(dBuV/m)	(dBuV/m)	(dB)	(dBuV)	(m)		(°)	(m)		(dB)	(dB)	(dB)
PK	13.01785G	59.31	88.20	-28.89	41.38	3	Vertical	276	1.67	-	39.34	11.87	33.28
RMS	13.03954G	48.11	68.20	-20.09	30.11	3	Vertical	276	1.67	-	39.38	11.87	33.25

6.425-6.525GHz_802.11be EHT20-BF_Nss1,(MCS0)_2TX

6515MHz_TX

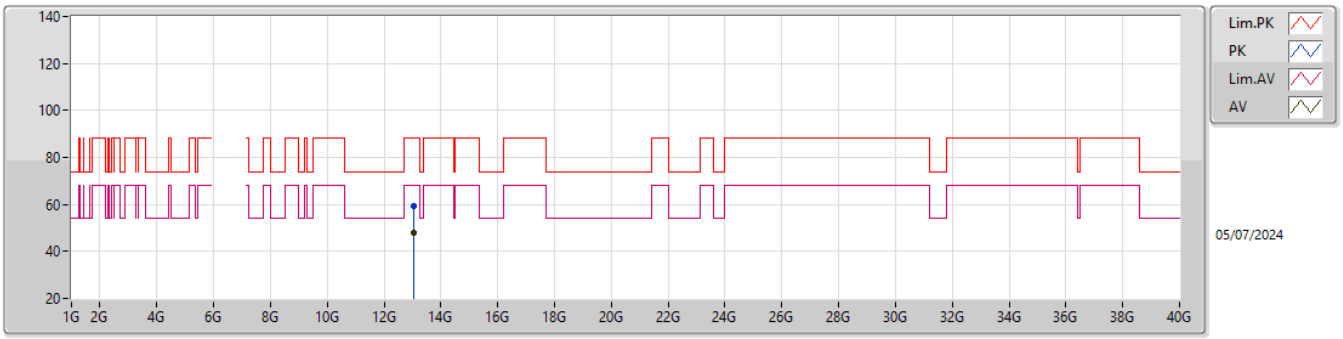

EUT Y_2TX
Setting 11
03-H-G-4

Type	Freq	Level	Limit	Margin	Raw	Dist	Condition	Azimuth	Height	Comment	AF	CL	PA
	(Hz)	(dBuV/m)	(dBuV/m)	(dB)	(dBuV)	(m)		(°)	(m)		(dB)	(dB)	(dB)
PK	13.02739G	59.26	88.20	-28.94	41.31	3	Horizontal	4	1.25	-	39.35	11.87	33.27
RMS	13.02625G	47.78	68.20	-20.42	29.83	3	Horizontal	4	1.25	-	39.35	11.87	33.27

6.425-6.525GHz_802.11be EHT20-BF_Nss1,(MCS0)_2TX

6515MHz_TX

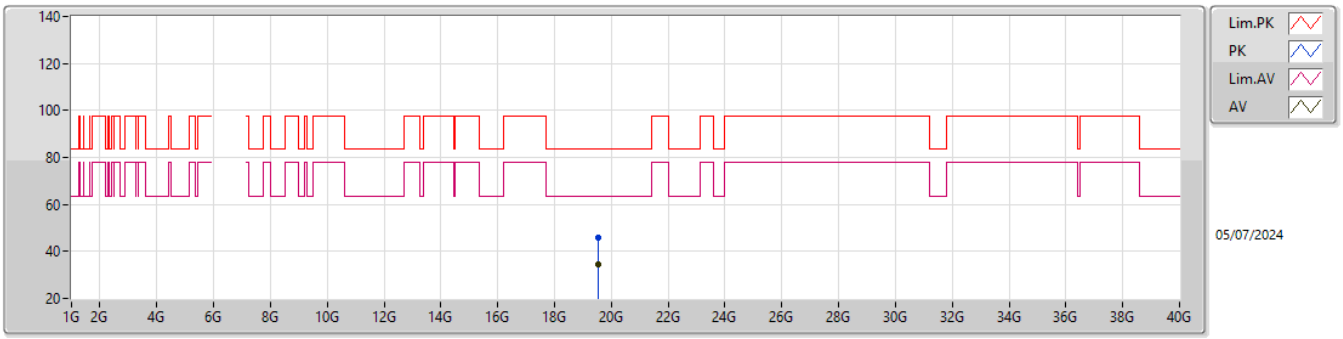

EUT Y_2TX
Setting 11
03-H-G-4

Type	Freq	Level	Limit	Margin	Raw	Dist	Condition	Azimuth	Height	Comment	AF	CL	PA
	(Hz)	(dBuV/m)	(dBuV/m)	(dB)	(dBuV)	(m)		(°)	(m)		(dB)	(dB)	(dB)
PK	19.54444G	45.78	83.54	-37.76	42.11	1	Vertical	37	1.35	-	38.09	15.22	49.64
AV	19.54044G	34.48	63.54	-29.06	30.83	1	Vertical	37	1.35	-	38.08	15.22	49.65

6.425-6.525GHz_802.11be EHT20-BF_Nss1,(MCS0)_2TX

6515MHz_TX

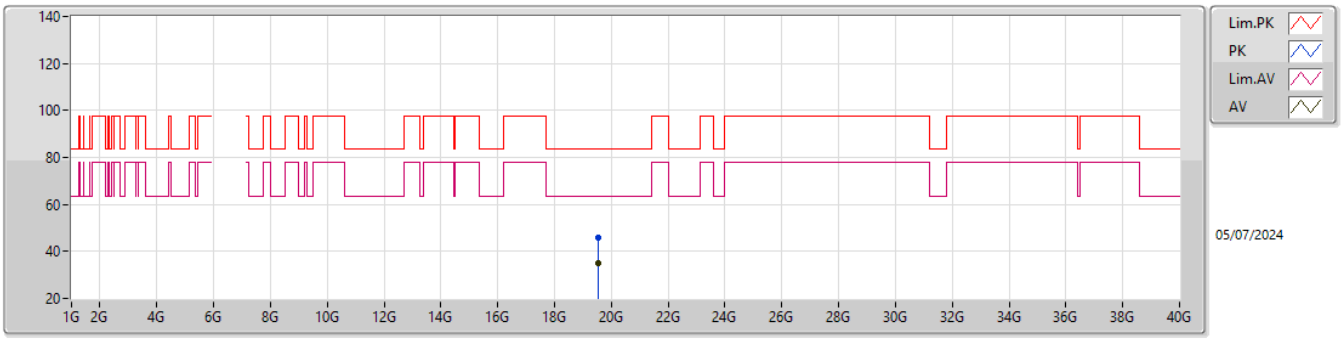

EUT Y_2TX
Setting 11
03-H-G-4

Type	Freq	Level	Limit	Margin	Raw	Dist	Condition	Azimuth	Height	Comment	AF	CL	PA
	(Hz)	(dBuV/m)	(dBuV/m)	(dB)	(dBuV)	(m)		(°)	(m)		(dB)	(dB)	(dB)
PK	19.54346G	45.78	83.54	-37.76	42.11	1	Horizontal	38	1.39	-	38.09	15.22	49.64
AV	19.54408G	34.78	63.54	-28.76	31.11	1	Horizontal	38	1.39	-	38.09	15.22	49.64

6.525-6.875GHz_802.11be EHT20-BF_Nss1,(MCS0)_2TX

6535MHz_TX

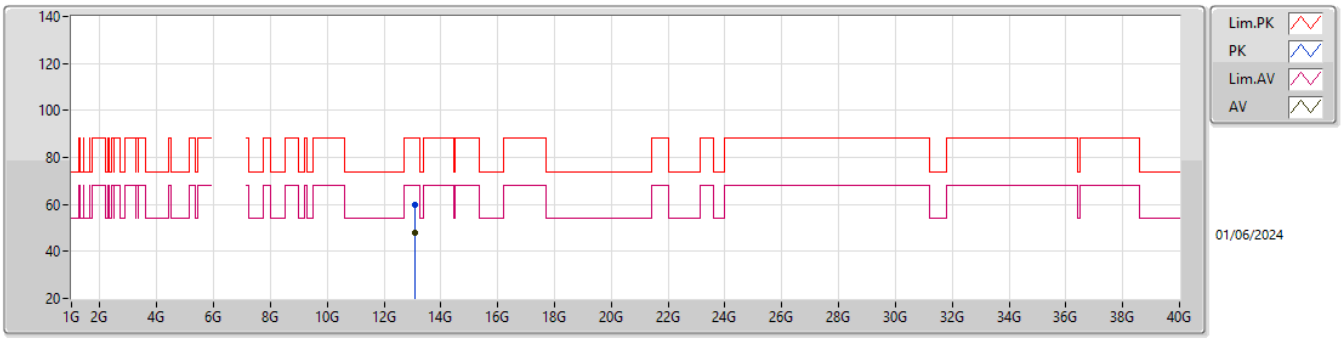

EUT Y_2TX
Setting 12
03-H-G-4

Type	Freq	Level	Limit	Margin	Raw	Dist	Condition	Azimuth	Height	Comment	AF	CL	PA
	(Hz)	(dBuV/m)	(dBuV/m)	(dB)	(dBuV)	(m)		(°)	(m)		(dB)	(dB)	(dB)
PK	13.08434G	59.90	88.20	-28.30	41.67	3	Vertical	265	2.04	-	39.54	11.89	33.20
RMS	13.07569G	47.99	88.20	-40.21	29.81	3	Vertical	265	2.04	-	39.50	11.89	33.21

6.525-6.875GHz_802.11be EHT20-BF_Nss1,(MCS0)_2TX

6535MHz_TX

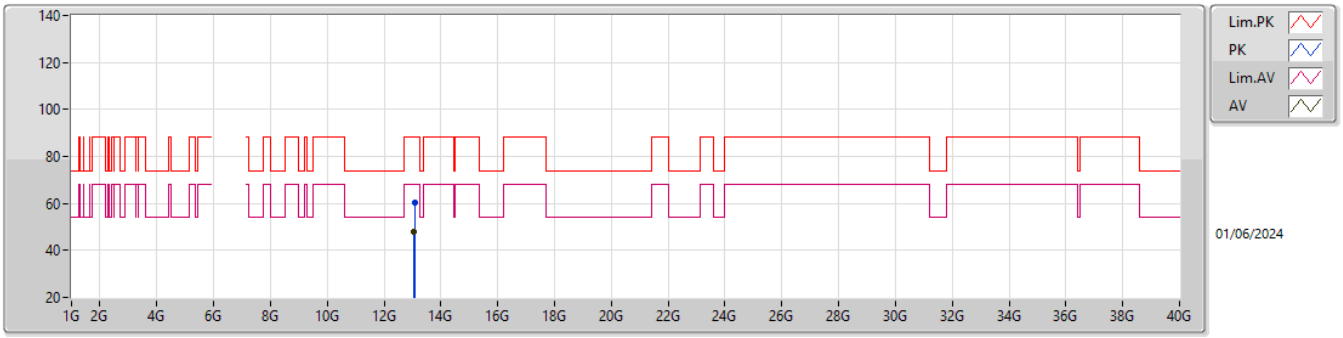

EUT Y_2TX
Setting 12
03-H-G-4

Type	Freq	Level	Limit	Margin	Raw	Dist	Condition	Azimuth	Height	Comment	AF	CL	PA
	(Hz)	(dBuV/m)	(dBuV/m)	(dB)	(dBuV)	(m)		(°)	(m)		(dB)	(dB)	(dB)
PK	13.08353G	60.30	88.20	-27.90	42.08	3	Horizontal	55	1.37	-	39.53	11.89	33.20
RMS	13.05905G	47.91	68.20	-20.29	29.82	3	Horizontal	55	1.37	-	39.44	11.88	33.23

6.525-6.875GHz_802.11be EHT20-BF_Nss1,(MCS0)_2TX

6535MHz_TX

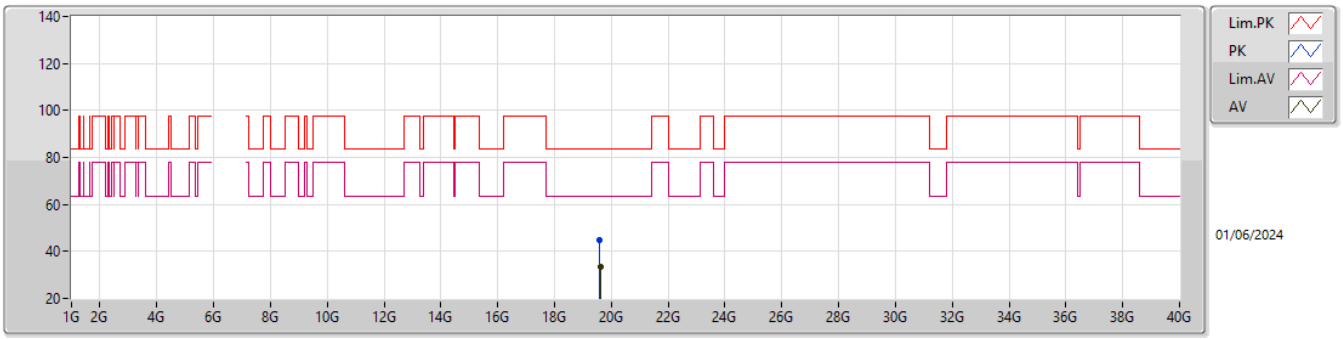

EUT Y_2TX
Setting 12
03-H-G-4

Type	Freq	Level	Limit	Margin	Raw	Dist	Condition	Azimuth	Height	Comment	AF	CL	PA
	(Hz)	(dBuV/m)	(dBuV/m)	(dB)	(dBuV)	(m)		(°)	(m)		(dB)	(dB)	(dB)
PK	19.60208G	45.00	83.54	-38.54	41.57	1	Vertical	213	1.40	-	37.81	15.22	49.60
AV	19.6046G	33.45	63.54	-30.09	29.99	1	Vertical	213	1.40	-	37.83	15.22	49.59

6.525-6.875GHz_802.11be EHT20-BF_Nss1,(MCS0)_2TX

6535MHz_TX

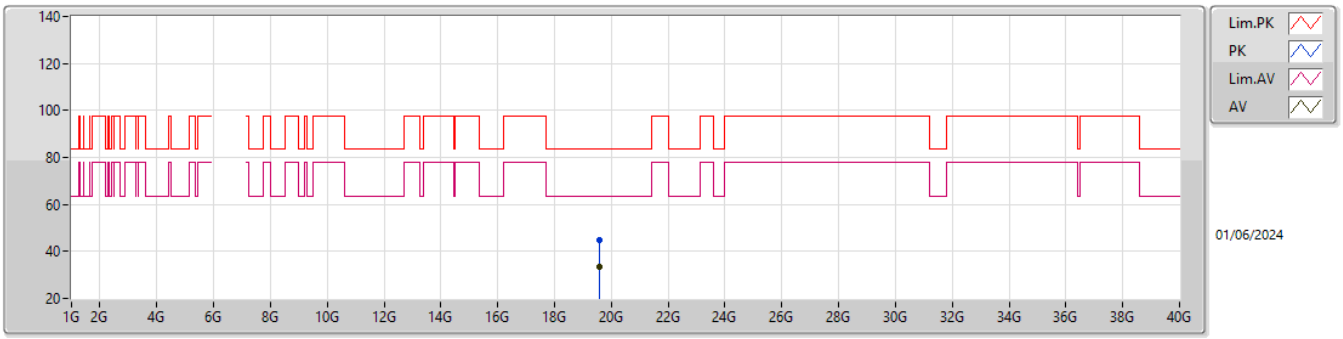

EUT Y_2TX
Setting 12
03-H-G-4

Type	Freq	Level	Limit	Margin	Raw	Dist	Condition	Azimuth	Height	Comment	AF	CL	PA
	(Hz)	(dBuV/m)	(dBuV/m)	(dB)	(dBuV)	(m)		(°)	(m)		(dB)	(dB)	(dB)
PK	19.60086G	44.79	83.54	-38.75	41.36	1	Horizontal	100	1.51	-	37.81	15.22	49.60
AV	19.60102G	33.62	63.54	-29.92	30.19	1	Horizontal	100	1.51	-	37.81	15.22	49.60

6.525-6.875GHz_802.11be EHT20-BF_Nss1,(MCS0)_2TX

6695MHz_TX

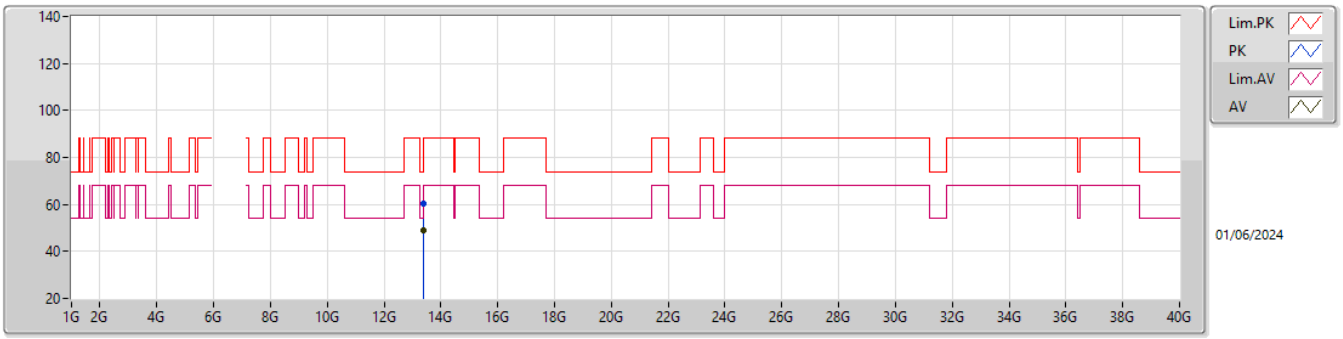

EUT Y_2TX
Setting 11
03-H-G-4

Type	Freq	Level	Limit	Margin	Raw	Dist	Condition	Azimuth	Height	Comment	AF	CL	PA
	(Hz)	(dBuV/m)	(dBuV/m)	(dB)	(dBuV)	(m)		(°)	(m)		(dB)	(dB)	(dB)
PK	13.39366G	60.57	74.00	-13.43	41.32	3	Vertical	326	2.77	-	40.09	11.99	32.83
AV	13.38513G	48.80	54.00	-5.20	29.58	3	Vertical	326	2.77	-	40.07	11.99	32.84

6.525-6.875GHz_802.11be EHT20-BF_Nss1,(MCS0)_2TX

6695MHz_TX

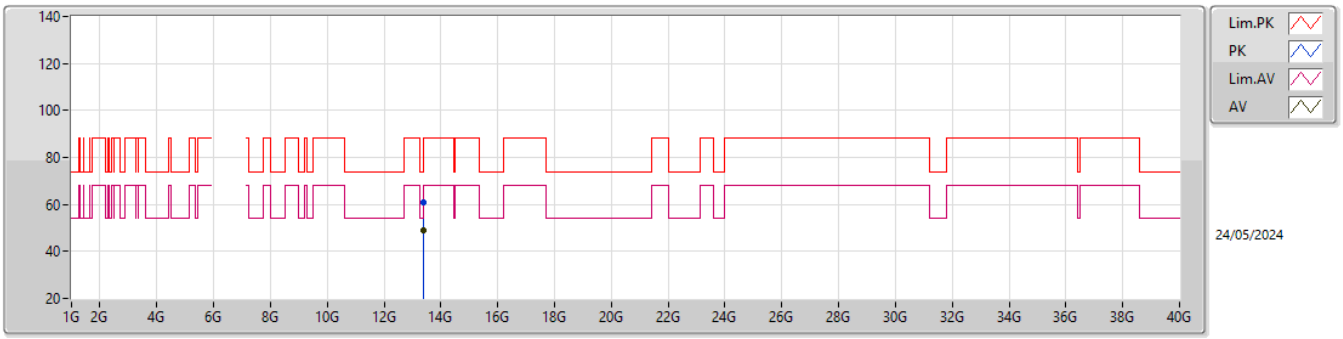

EUT Y_2TX
Setting 11
03-H-G-4

Type	Freq	Level	Limit	Margin	Raw	Dist	Condition	Azimuth	Height	Comment	AF	CL	PA
	(Hz)	(dBuV/m)	(dBuV/m)	(dB)	(dBuV)	(m)		(°)	(m)		(dB)	(dB)	(dB)
PK	13.38678G	60.62	74.00	-13.38	41.40	3	Horizontal	304	1.47	-	40.07	11.99	32.84
AV	13.39491G	48.85	54.00	-5.15	29.60	3	Horizontal	304	1.47	-	40.09	11.99	32.83

6.525-6.875GHz_802.11be EHT20-BF_Nss1,(MCS0)_2TX

6695MHz_TX

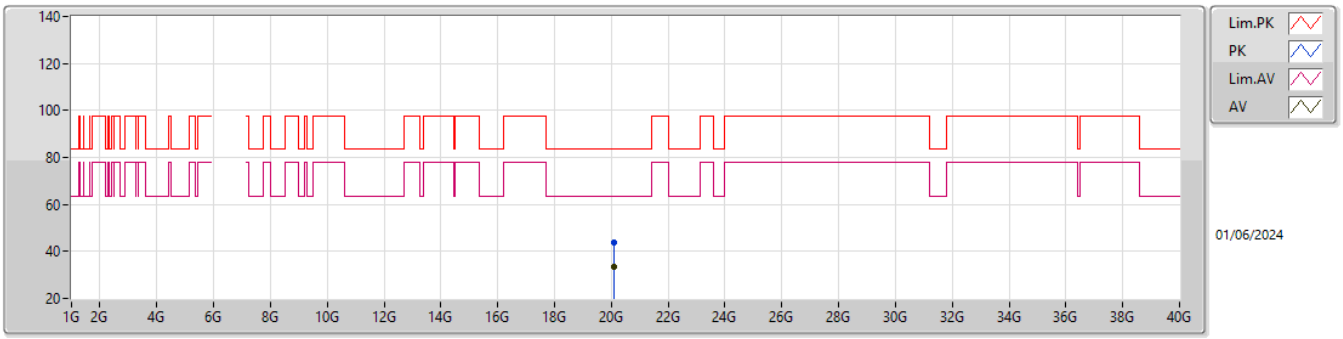

EUT Y_2TX
Setting 11
03-H-G-4

Type	Freq	Level	Limit	Margin	Raw	Dist	Condition	Azimuth	Height	Comment	AF	CL	PA
	(Hz)	(dBuV/m)	(dBuV/m)	(dB)	(dBuV)	(m)		(°)	(m)		(dB)	(dB)	(dB)
PK	20.08646G	44.02	83.54	-39.52	40.15	1	Vertical	263	1.90	-	37.85	15.27	49.25
AV	20.08878G	33.31	63.54	-30.23	29.43	1	Vertical	263	1.90	-	37.86	15.27	49.25

6.525-6.875GHz_802.11be EHT20-BF_Nss1,(MCS0)_2TX

6695MHz_TX

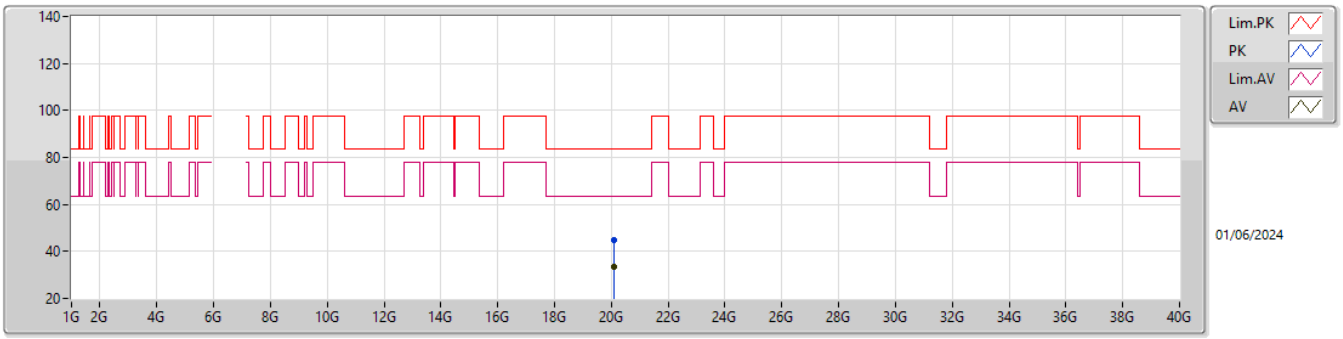

EUT Y_2TX
Setting 11
03-H-G-4

Type	Freq	Level	Limit	Margin	Raw	Dist	Condition	Azimuth	Height	Comment	AF	CL	PA
	(Hz)	(dBuV/m)	(dBuV/m)	(dB)	(dBuV)	(m)		(°)	(m)		(dB)	(dB)	(dB)
PK	20.08702G	44.68	83.54	-38.86	40.81	1	Horizontal	193	1.71	-	37.85	15.27	49.25
AV	20.08304G	33.23	63.54	-30.31	29.38	1	Horizontal	193	1.71	-	37.83	15.27	49.25

6.525-6.875GHz_802.11be EHT20-BF_Nss1,(MCS0)_2TX

6875MHz_TX

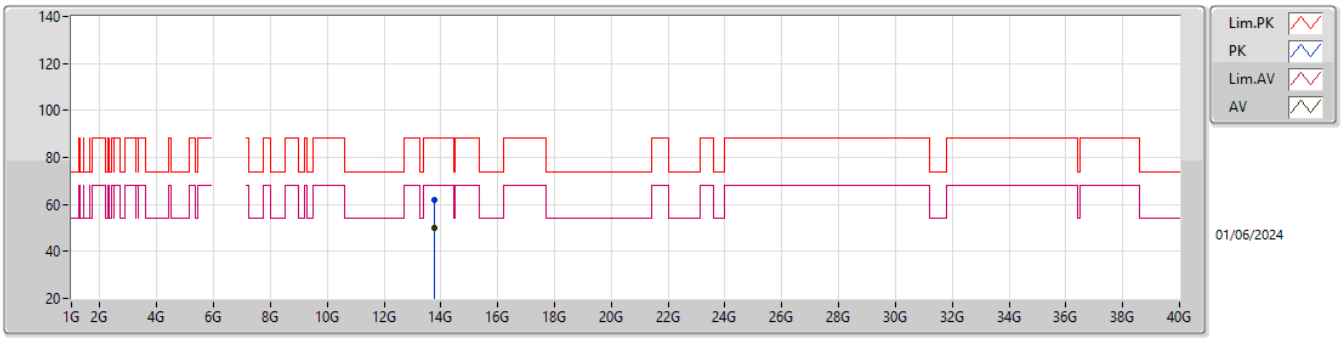

EUT Y_2TX
Setting 10
03-H-G-4

Type	Freq	Level	Limit	Margin	Raw	Dist	Condition	Azimuth	Height	Comment	AF	CL	PA
	(Hz)	(dBuV/m)	(dBuV/m)	(dB)	(dBuV)	(m)		(°)	(m)		(dB)	(dB)	(dB)
PK	13.75267G	61.72	88.20	-26.48	41.64	3	Vertical	8	2.03	-	40.61	12.12	32.65
RMS	13.7529G	49.86	68.20	-18.34	29.78	3	Vertical	8	2.03	-	40.61	12.12	32.65

6.525-6.875GHz_802.11be EHT20-BF_Nss1,(MCS0)_2TX

6875MHz_TX

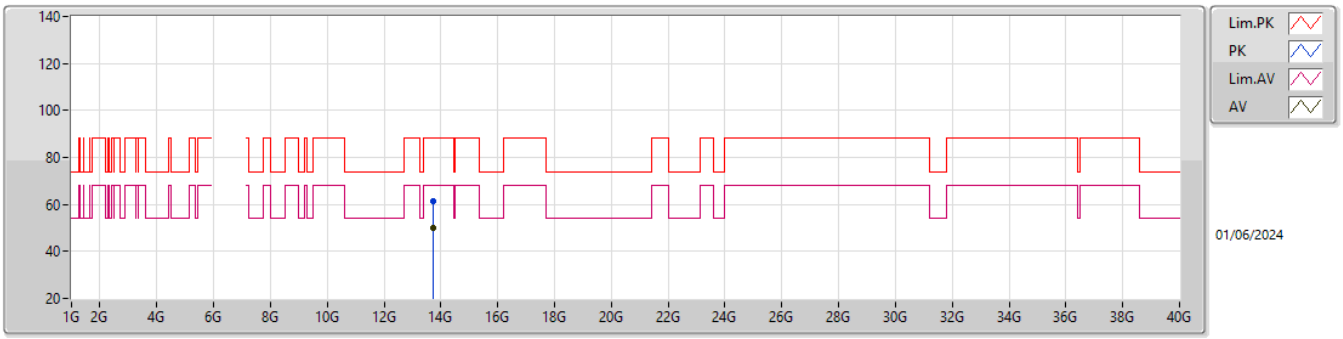

EUT Y_2TX
Setting 10
03-H-G-4

Type	Freq	Level	Limit	Margin	Raw	Dist	Condition	Azimuth	Height	Comment	AF	CL	PA
	(Hz)	(dBuV/m)	(dBuV/m)	(dB)	(dBuV)	(m)		(°)	(m)		(dB)	(dB)	(dB)
PK	13.74561G	61.43	88.20	-26.77	41.39	3	Horizontal	84	1.10	-	40.58	12.11	32.65
RMS	13.74589G	49.80	68.20	-18.40	29.76	3	Horizontal	84	1.10	-	40.58	12.11	32.65

6.525-6.875GHz_802.11be EHT20-BF_Nss1,(MCS0)_2TX

6875MHz_TX

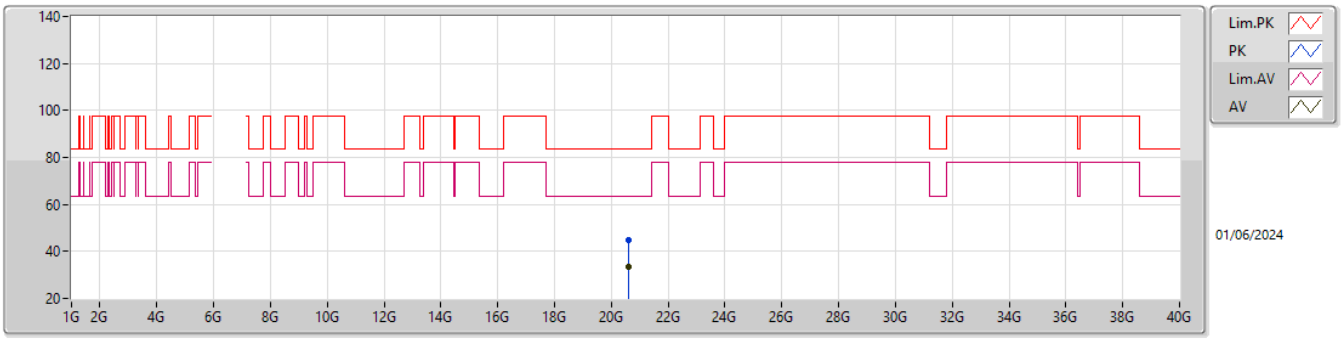

EUT Y_2TX
Setting 10
03-H-G-4

Type	Freq	Level	Limit	Margin	Raw	Dist	Condition	Azimuth	Height	Comment	AF	CL	PA
	(Hz)	(dBuV/m)	(dBuV/m)	(dB)	(dBuV)	(m)		(°)	(m)		(dB)	(dB)	(dB)
PK	20.62256G	44.96	83.54	-38.58	40.39	1	Vertical	279	1.93	-	37.95	15.70	49.08
AV	20.62608G	33.64	63.54	-29.90	29.06	1	Vertical	279	1.93	-	37.95	15.70	49.07

6.525-6.875GHz_802.11be EHT20-BF_Nss1,(MCS0)_2TX

6875MHz_TX

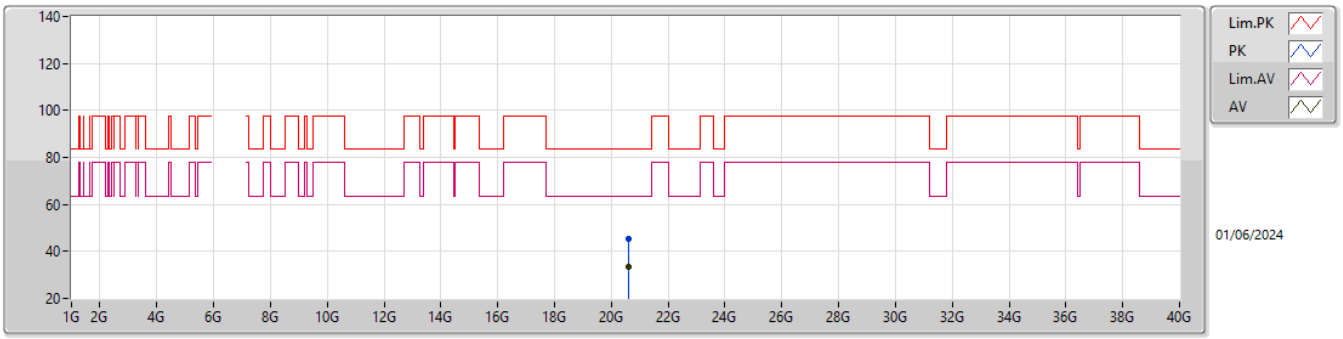

EUT Y_2TX
Setting 10
03-H-G-4

Type	Freq	Level	Limit	Margin	Raw	Dist	Condition	Azimuth	Height	Comment	AF	CL	PA
	(Hz)	(dBuV/m)	(dBuV/m)	(dB)	(dBuV)	(m)		(°)	(m)		(dB)	(dB)	(dB)
PK	20.62482G	45.14	83.54	-38.40	40.57	1	Horizontal	25	1.54	-	37.95	15.70	49.08
AV	20.62532G	33.53	63.54	-30.01	28.95	1	Horizontal	25	1.54	-	37.95	15.70	49.07

6.875-7.125GHz_802.11be EHT20-BF_Nss1,(MCS0)_2TX

6895MHz_TX

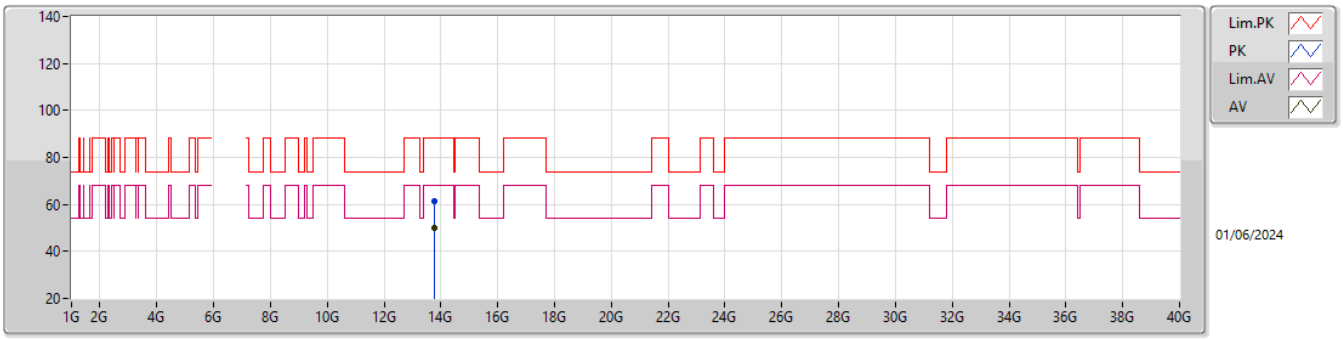

EUT Y_2TX
Setting 13
03-H-G-4

Type	Freq	Level	Limit	Margin	Raw	Dist	Condition	Azimuth	Height	Comment	AF	CL	PA
	(Hz)	(dBuV/m)	(dBuV/m)	(dB)	(dBuV)	(m)		(°)	(m)		(dB)	(dB)	(dB)
PK	13.7894G	61.40	88.20	-26.80	41.23	3	Vertical	276	1.80	-	40.68	12.13	32.64
RMS	13.78685G	49.96	68.20	-18.24	29.80	3	Vertical	276	1.80	-	40.67	12.13	32.64

6.875-7.125GHz_802.11be EHT20-BF_Nss1,(MCS0)_2TX

6895MHz_TX

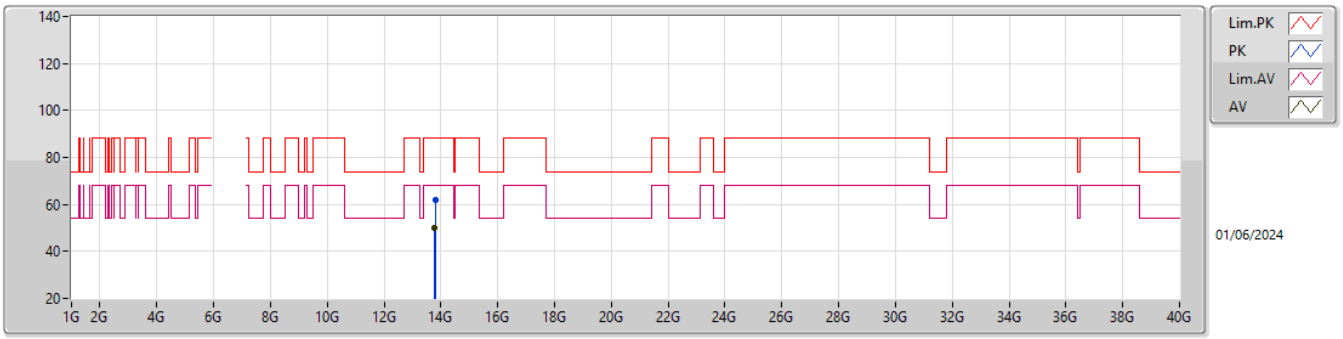

EUT Y_2TX
Setting 13
03-H-G-4

Type	Freq	Level	Limit	Margin	Raw	Dist	Condition	Azimuth	Height	Comment	AF	CL	PA
	(Hz)	(dBuV/m)	(dBuV/m)	(dB)	(dBuV)	(m)		(°)	(m)		(dB)	(dB)	(dB)
PK	13.79357G	62.11	88.20	-26.09	41.93	3	Horizontal	33	2.80	-	40.69	12.13	32.64
RMS	13.78995G	49.97	68.20	-18.23	29.80	3	Horizontal	33	2.80	-	40.68	12.13	32.64

6.875-7.125GHz_802.11be EHT20-BF_Nss1,(MCS0)_2TX

6895MHz_TX

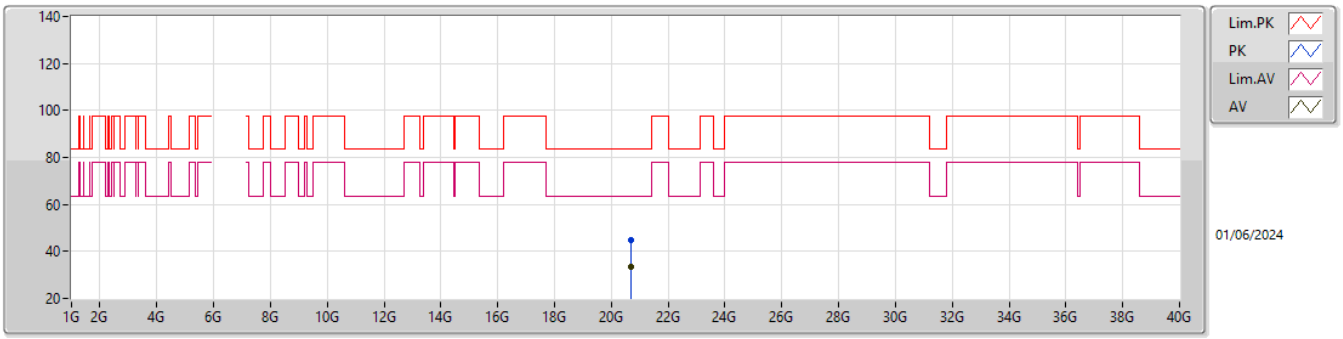

EUT Y_2TX
Setting 13
03-H-G-4

Type	Freq	Level	Limit	Margin	Raw	Dist	Condition	Azimuth	Height	Comment	AF	CL	PA
	(Hz)	(dBuV/m)	(dBuV/m)	(dB)	(dBuV)	(m)		(°)	(m)		(dB)	(dB)	(dB)
PK	20.68694G	45.02	83.54	-38.52	40.41	1	Vertical	59	1.50	-	37.90	15.75	49.04
AV	20.68222G	33.50	63.54	-30.04	28.90	1	Vertical	59	1.50	-	37.90	15.75	49.05

6.875-7.125GHz_802.11be EHT20-BF_Nss1,(MCS0)_2TX

6895MHz_TX

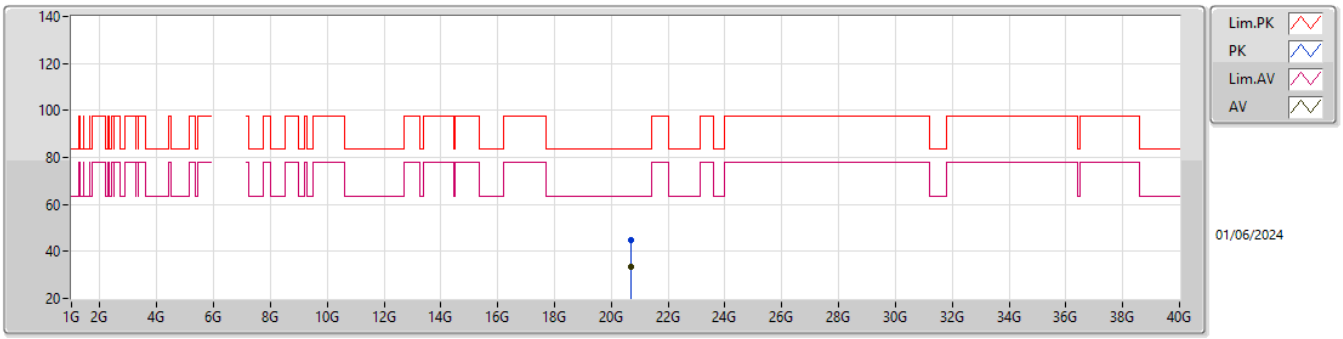

EUT Y_2TX
Setting 13
03-H-G-4

Type	Freq	Level	Limit	Margin	Raw	Dist	Condition	Azimuth	Height	Comment	AF	CL	PA
	(Hz)	(dBuV/m)	(dBuV/m)	(dB)	(dBuV)	(m)		(°)	(m)		(dB)	(dB)	(dB)
PK	20.68752G	44.96	83.54	-38.58	40.35	1	Horizontal	230	1.40	-	37.90	15.75	49.04
AV	20.68004G	33.39	63.54	-30.15	28.80	1	Horizontal	230	1.40	-	37.90	15.74	49.05

6.875-7.125GHz_802.11be EHT20-BF_Nss1,(MCS0)_2TX

6995MHz_TX

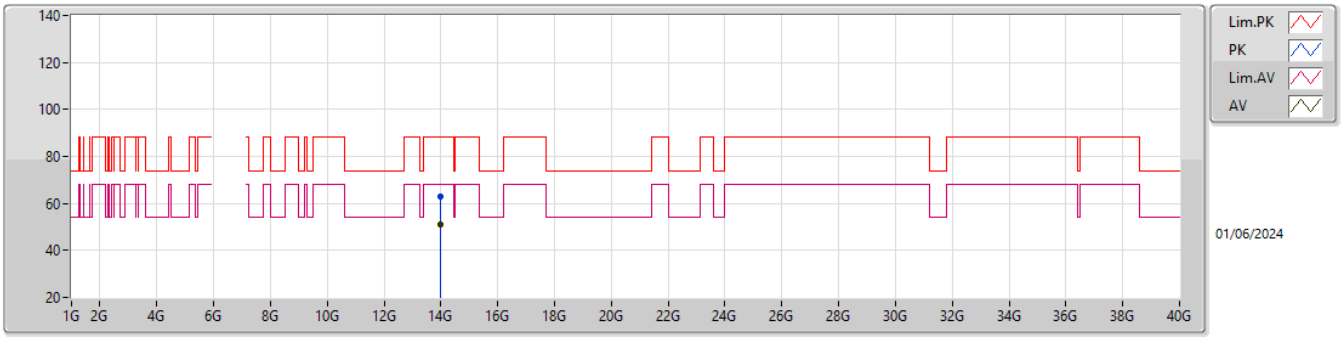

EUT Y_2TX
Setting 11
03-H-G-4

Type	Freq	Level	Limit	Margin	Raw	Dist	Condition	Azimuth	Height	Comment	AF	CL	PA
	(Hz)	(dBuV/m)	(dBuV/m)	(dB)	(dBuV)	(m)		(°)	(m)		(dB)	(dB)	(dB)
PK	13.98976G	63.17	88.20	-25.03	42.41	3	Vertical	304	2.04	-	41.16	12.20	32.60
RMS	13.98879G	50.83	68.20	-17.37	30.07	3	Vertical	304	2.04	-	41.16	12.20	32.60

6.875-7.125GHz_802.11be EHT20-BF_Nss1,(MCS0)_2TX

6995MHz_TX

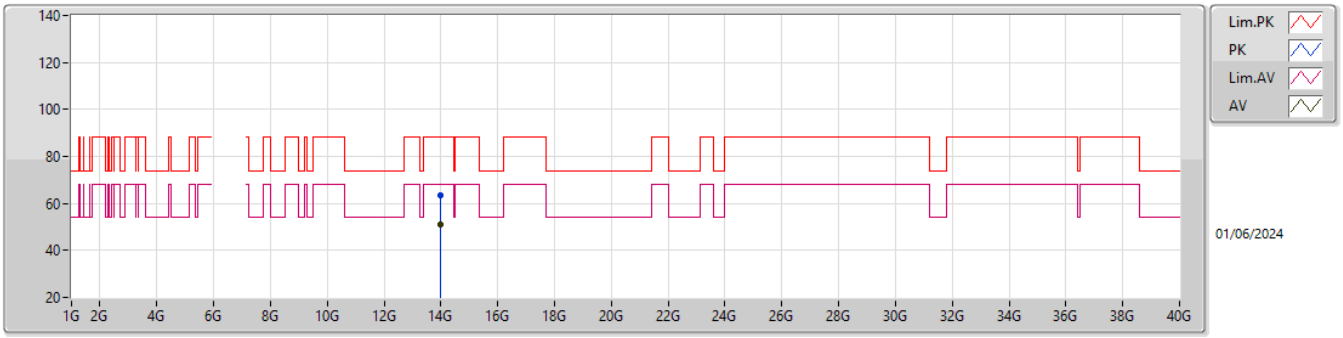

EUT Y_2TX
Setting 11
03-H-G-4

Type	Freq	Level	Limit	Margin	Raw	Dist	Condition	Azimuth	Height	Comment	AF	CL	PA
	(Hz)	(dBuV/m)	(dBuV/m)	(dB)	(dBuV)	(m)		(°)	(m)		(dB)	(dB)	(dB)
PK	13.99304G	63.40	88.20	-24.80	42.63	3	Horizontal	88	2.85	-	41.17	12.20	32.60
RMS	13.98925G	50.97	68.20	-17.23	30.21	3	Horizontal	88	2.85	-	41.16	12.20	32.60

6.875-7.125GHz_802.11be EHT20-BF_Nss1,(MCS0)_2TX

6995MHz_TX

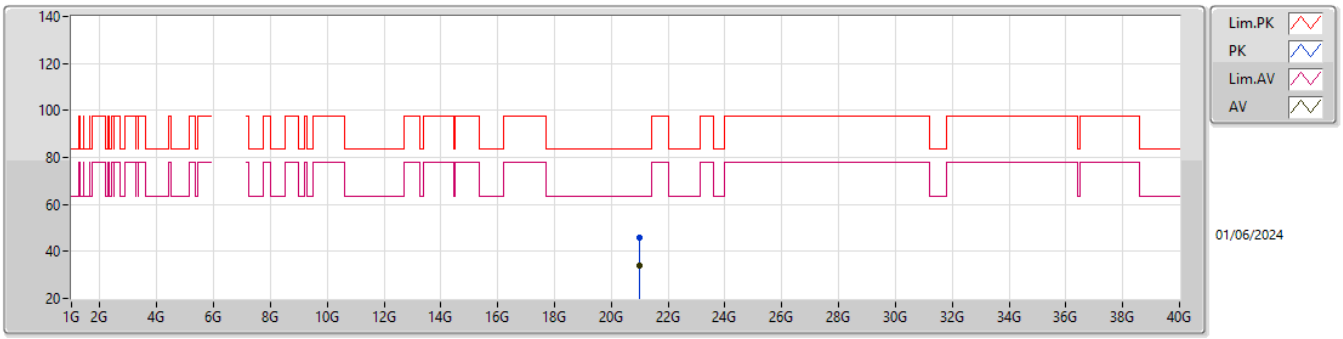

EUT Y_2TX
Setting 11
03-H-G-4

Type	Freq	Level	Limit	Margin	Raw	Dist	Condition	Azimuth	Height	Comment	AF	CL	PA
	(Hz)	(dBuV/m)	(dBuV/m)	(dB)	(dBuV)	(m)		(°)	(m)		(dB)	(dB)	(dB)
PK	20.98116G	45.81	83.54	-37.73	40.74	1	Vertical	132	1.61	-	37.98	15.98	48.89
AV	20.98394G	34.05	63.54	-29.49	28.99	1	Vertical	132	1.61	-	37.96	15.99	48.89

6.875-7.125GHz_802.11be EHT20-BF_Nss1,(MCS0)_2TX

6995MHz_TX

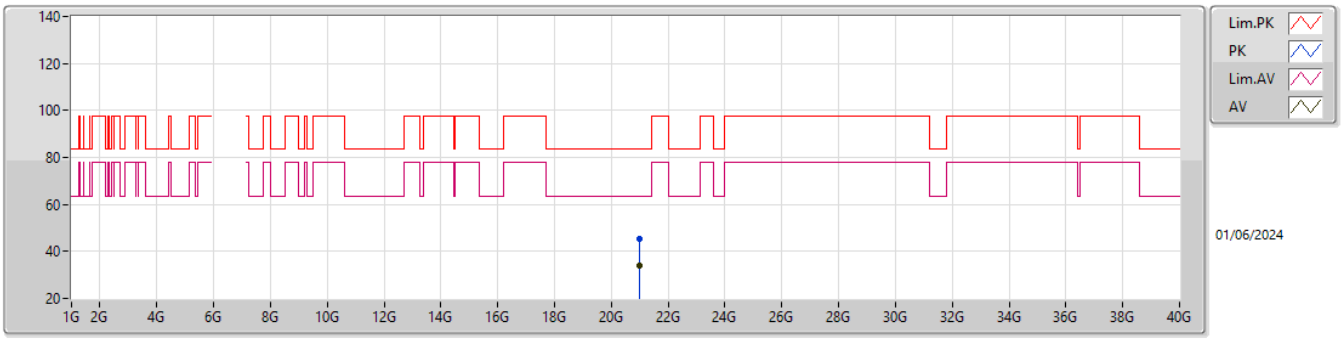

EUT Y_2TX
Setting 11
03-H-G-4

Type	Freq	Level	Limit	Margin	Raw	Dist	Condition	Azimuth	Height	Comment	AF	CL	PA
	(Hz)	(dBuV/m)	(dBuV/m)	(dB)	(dBuV)	(m)		(°)	(m)		(dB)	(dB)	(dB)
PK	20.98452G	45.42	83.54	-38.12	40.36	1	Horizontal	25	1.65	-	37.96	15.99	48.89
AV	20.98174G	34.04	63.54	-29.50	28.97	1	Horizontal	25	1.65	-	37.97	15.99	48.89

6.875-7.125GHz_802.11be EHT20-BF_Nss1,(MCS0)_2TX

7095MHz_TX

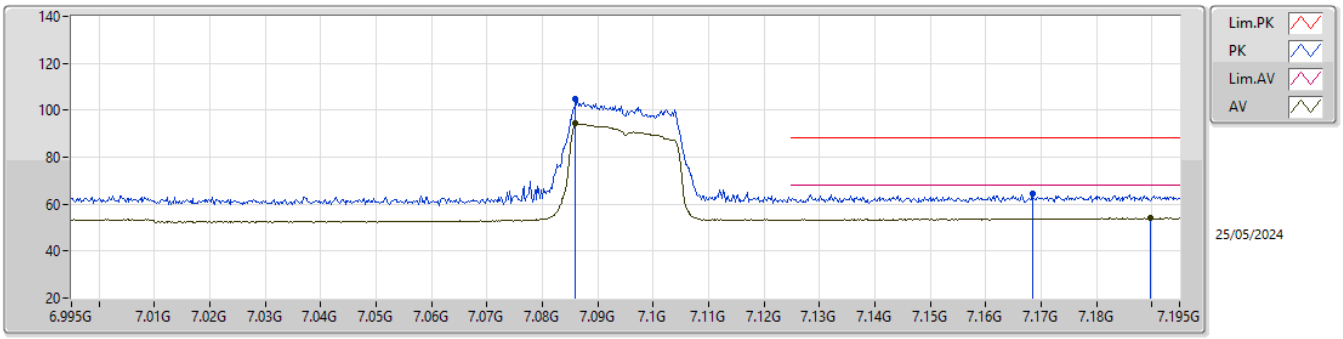

EUT Y_2TX
Setting 10
01-S-S-5-10

Type	Freq	Level	Limit	Margin	Raw	Dist	Condition	Azimuth	Height	Comment	AF	CL	PA
	(Hz)	(dBuV/m)	(dBuV/m)	(dB)	(dBuV)	(m)		(°)	(m)		(dB)	(dB)	(dB)
PK	7.086G	104.78	Inf	-Inf	93.45	3	Vertical	16	1.98	-	35.52	8.53	32.72
RMS	7.086G	94.31	Inf	-Inf	82.98	3	Vertical	16	1.98	-	35.52	8.53	32.72
PK	7.1684G	64.64	88.20	-23.56	52.86	3	Vertical	16	1.98	-	35.97	8.50	32.69
RMS	7.1898G	54.01	68.20	-14.19	42.14	3	Vertical	16	1.98	-	36.06	8.49	32.68

6.875-7.125GHz_802.11be EHT20-BF_Nss1,(MCS0)_2TX

7095MHz_TX

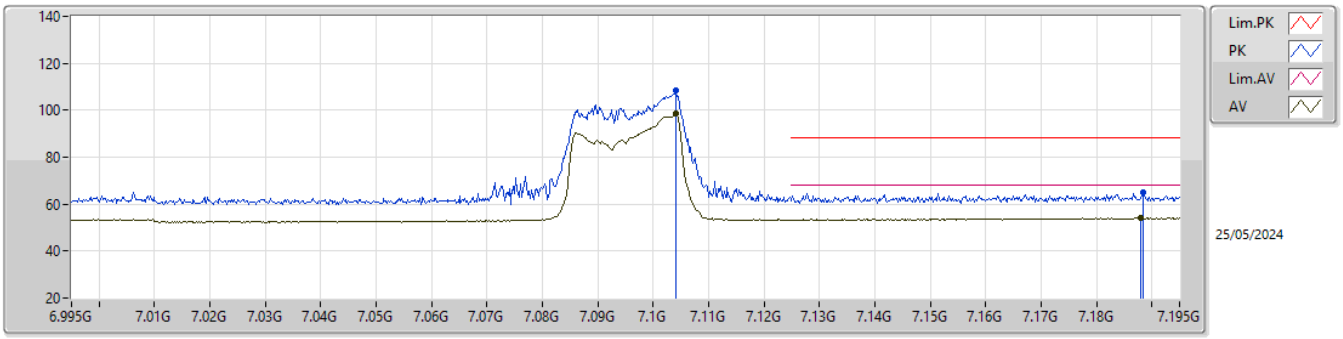

EUT Y_2TX
Setting 10
01-S-S-5-10

Type	Freq	Level	Limit	Margin	Raw	Dist	Condition	Azimuth	Height	Comment	AF	CL	PA
	(Hz)	(dBuV/m)	(dBuV/m)	(dB)	(dBuV)	(m)		(°)	(m)		(dB)	(dB)	(dB)
PK	7.104G	108.57	Inf	-Inf	97.14	3	Horizontal	350	1.97	-	35.62	8.52	32.71
RMS	7.1042G	98.73	Inf	-Inf	87.29	3	Horizontal	350	1.97	-	35.63	8.52	32.71
PK	7.1884G	65.05	88.20	-23.15	53.19	3	Horizontal	350	1.97	-	36.05	8.49	32.68
RMS	7.188G	54.06	68.20	-14.14	42.20	3	Horizontal	350	1.97	-	36.05	8.49	32.68

6.875-7.125GHz_802.11be EHT20-BF_Nss1,(MCS0)_2TX

7095MHz_TX

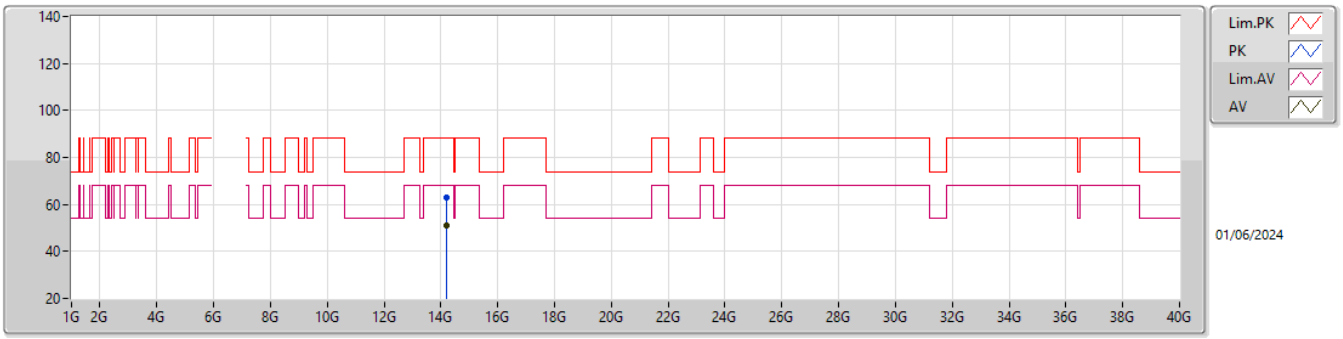

EUT Y_2TX
Setting 10
03-H-G-4

Type	Freq	Level	Limit	Margin	Raw	Dist	Condition	Azimuth	Height	Comment	AF	CL	PA
	(Hz)	(dBuV/m)	(dBuV/m)	(dB)	(dBuV)	(m)		(°)	(m)		(dB)	(dB)	(dB)
PK	14.18814G	63.03	88.20	-25.17	41.80	3	Vertical	301	2.04	-	41.65	12.26	32.68
RMS	14.18697G	51.23	68.20	-16.97	30.00	3	Vertical	301	2.04	-	41.65	12.26	32.68

6.875-7.125GHz_802.11be EHT20-BF_Nss1,(MCS0)_2TX

7095MHz_TX

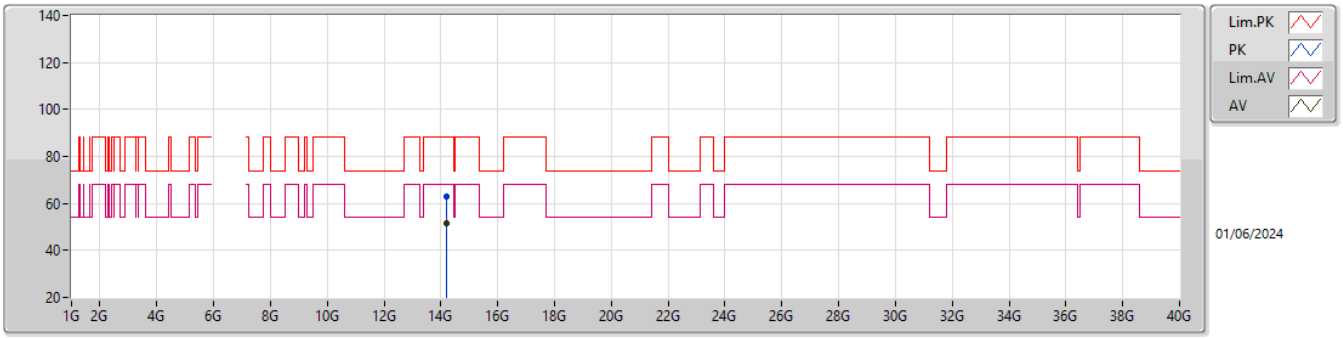

EUT Y_2TX
Setting 10
03-H-G-4

Type	Freq	Level	Limit	Margin	Raw	Dist	Condition	Azimuth	Height	Comment	AF	CL	PA
	(Hz)	(dBuV/m)	(dBuV/m)	(dB)	(dBuV)	(m)		(°)	(m)		(dB)	(dB)	(dB)
PK	14.18873G	62.82	88.20	-25.38	41.59	3	Horizontal	175	1.60	-	41.65	12.26	32.68
RMS	14.19424G	51.34	68.20	-16.86	30.09	3	Horizontal	175	1.60	-	41.68	12.26	32.69

6.875-7.125GHz_802.11be EHT20-BF_Nss1,(MCS0)_2TX

7095MHz_TX

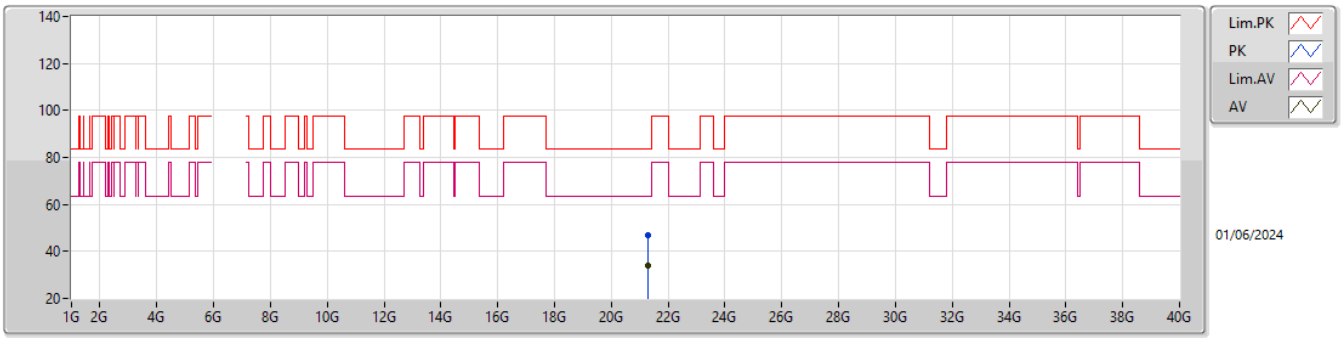

EUT Y_2TX
Setting 10
03-H-G-4

Type	Freq	Level	Limit	Margin	Raw	Dist	Condition	Azimuth	Height	Comment	AF	CL	PA
	(Hz)	(dBuV/m)	(dBuV/m)	(dB)	(dBuV)	(m)		(°)	(m)		(dB)	(dB)	(dB)
PK	21.28402G	46.87	83.54	-36.67	41.22	1	Vertical	137	1.55	-	38.27	16.23	48.85
AV	21.28296G	33.93	63.54	-29.61	28.29	1	Vertical	137	1.55	-	38.26	16.23	48.85

6.875-7.125GHz_802.11be EHT20-BF_Nss1,(MCS0)_2TX

7095MHz_TX

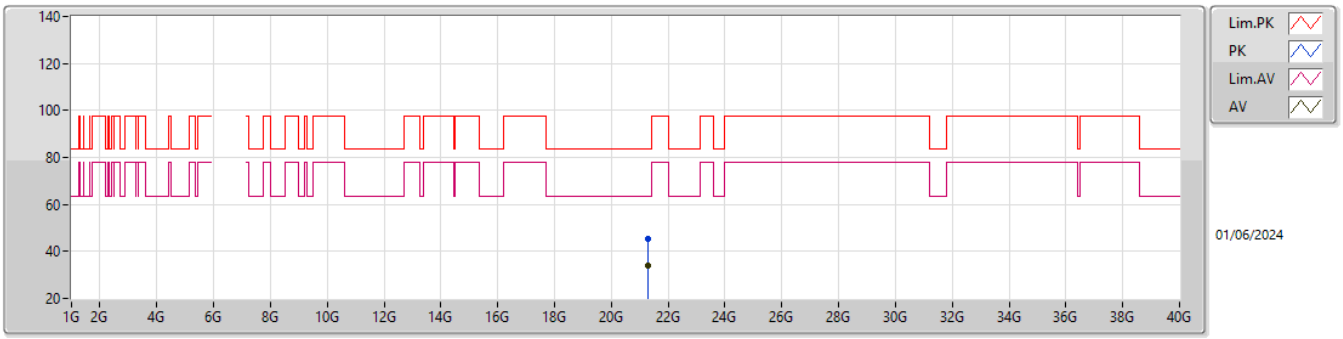

EUT Y_2TX
Setting 10
03-H-G-4

Type	Freq	Level	Limit	Margin	Raw	Dist	Condition	Azimuth	Height	Comment	AF	CL	PA
	(Hz)	(dBuV/m)	(dBuV/m)	(dB)	(dBuV)	(m)		(°)	(m)		(dB)	(dB)	(dB)
PK	21.28158G	45.28	83.54	-38.26	39.65	1	Horizontal	100	1.50	-	38.25	16.23	48.85
AV	21.2859G	33.97	63.54	-29.57	28.30	1	Horizontal	100	1.50	-	38.29	16.23	48.85

6.875-7.125GHz_802.11be EHT20-BF_Nss1,(MCS0)_2TX

7115MHz_TX

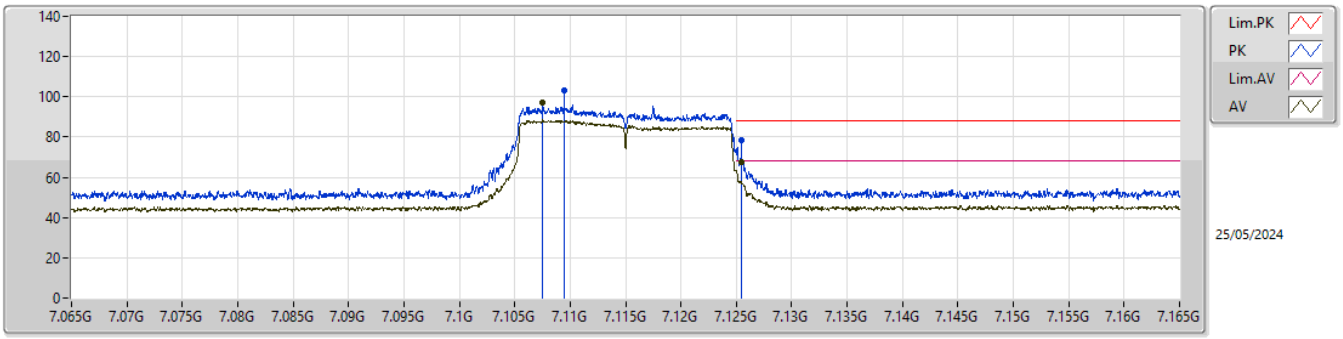

EUT Y_2TX
Setting 8
01-S-S-5-10

Type	Freq	Level	Limit	Margin	Raw	Dist	Condition	Azimuth	Height	Comment	AF	CL	PA
	(Hz)	(dBuV/m)	(dBuV/m)	(dB)	(dBuV)	(m)		(°)	(m)		(dB)	(dB)	(dB)
PK	7.1095G	103.22	Inf	-Inf	91.75	3	Vertical	0	2.17	BP 1MHz	35.66	8.52	32.71
RMS	7.1075G	97.42	Inf	-Inf	85.97	3	Vertical	0	2.17	BP 1MHz	35.64	8.52	32.71
PK	7.1255G	78.63	88.20	-9.57	67.06	3	Vertical	0	2.17	BP 1MHz	35.75	8.52	32.70
RMS	7.1255G	67.63	68.20	-0.57	56.06	3	Vertical	0	2.17	BP 1MHz	35.75	8.52	32.70

6.875-7.125GHz_802.11be EHT20-BF_Nss1,(MCS0)_2TX

7115MHz_TX

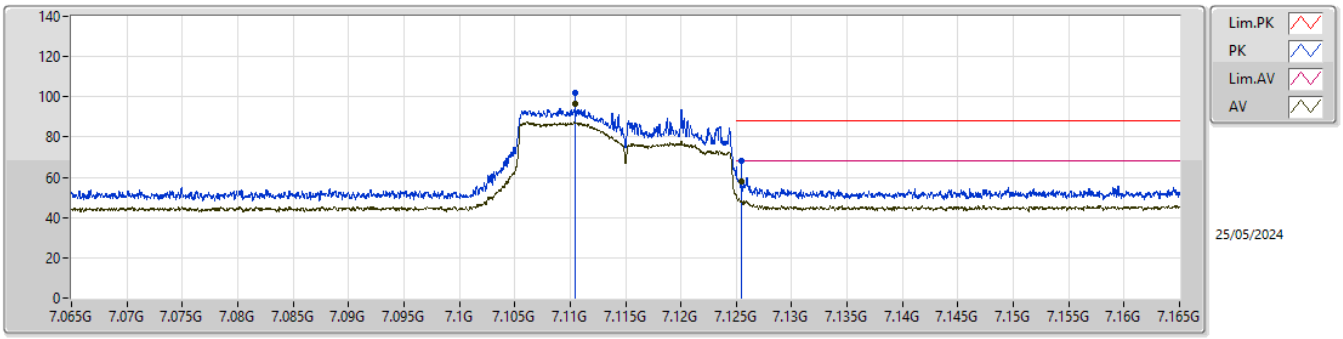

EUT Y_2TX
Setting 8
01-S-S-5-10

Type	Freq	Level	Limit	Margin	Raw	Dist	Condition	Azimuth	Height	Comment	AF	CL	PA
	(Hz)	(dBuV/m)	(dBuV/m)	(dB)	(dBuV)	(m)		(°)	(m)		(dB)	(dB)	(dB)
PK	7.1105G	102.25	Inf	-Inf	90.78	3	Horizontal	11	1.98	BP 1MHz	35.66	8.52	32.71
RMS	7.1105G	96.39	Inf	-Inf	84.92	3	Horizontal	11	1.98	BP 1MHz	35.66	8.52	32.71
PK	7.1255G	68.13	88.20	-20.07	56.56	3	Horizontal	11	1.98	BP 1MHz	35.75	8.52	32.70
RMS	7.1255G	58.03	68.20	-10.17	46.46	3	Horizontal	11	1.98	BP 1MHz	35.75	8.52	32.70

6.875-7.125GHz_802.11be EHT20-BF_Nss1,(MCS0)_2TX

7115MHz_TX

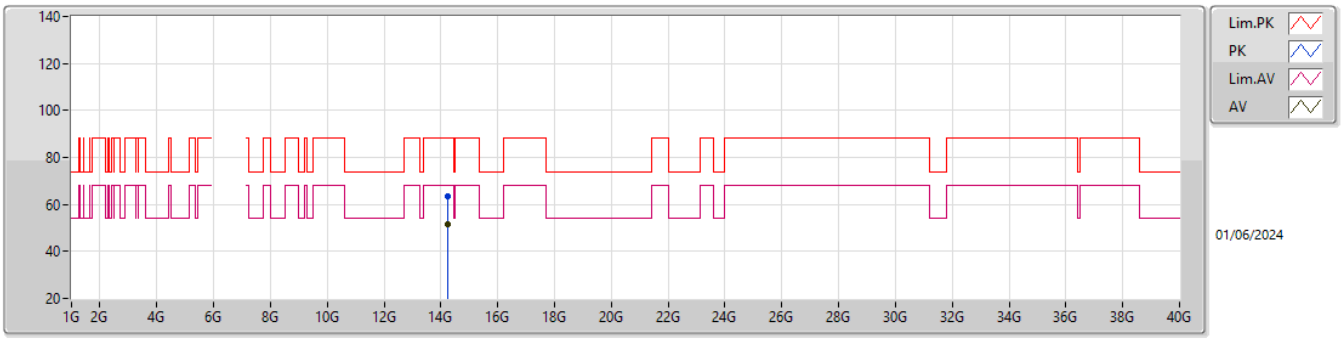

EUT Y_2TX
Setting 8
03-H-G-4

Type	Freq	Level	Limit	Margin	Raw	Dist	Condition	Azimuth	Height	Comment	AF	CL	PA
	(Hz)	(dBuV/m)	(dBuV/m)	(dB)	(dBuV)	(m)		(°)	(m)		(dB)	(dB)	(dB)
PK	14.2293G	63.48	88.20	-24.72	42.15	3	Vertical	257	2.15	-	41.76	12.27	32.70
RMS	14.23108G	51.56	68.20	-16.64	30.23	3	Vertical	257	2.15	-	41.76	12.27	32.70

6.875-7.125GHz_802.11be EHT20-BF_Nss1,(MCS0)_2TX

7115MHz_TX

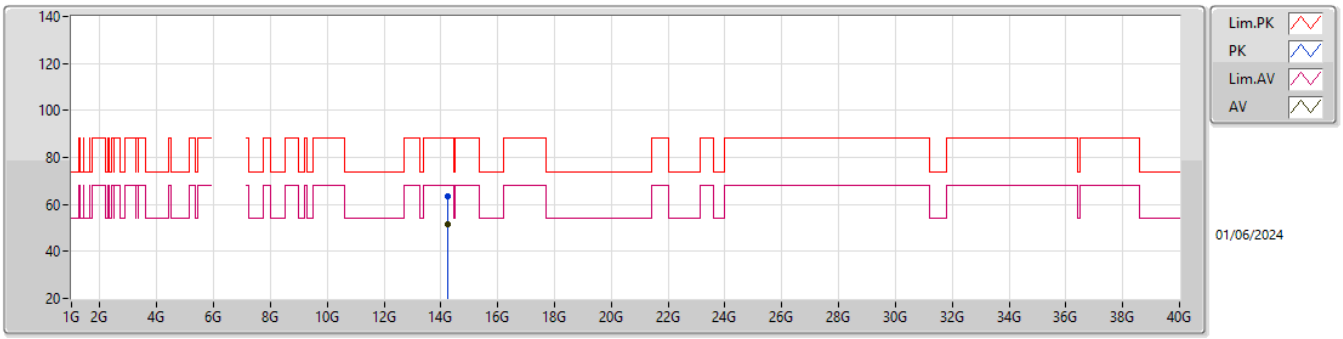

EUT Y_2TX
Setting 8
03-H-G-4

Type	Freq	Level	Limit	Margin	Raw	Dist	Condition	Azimuth	Height	Comment	AF	CL	PA
	(Hz)	(dBuV/m)	(dBuV/m)	(dB)	(dBuV)	(m)		(°)	(m)		(dB)	(dB)	(dB)
PK	14.22776G	63.27	88.20	-24.93	41.94	3	Horizontal	159	2.57	-	41.76	12.27	32.70
RMS	14.23481G	51.67	68.20	-16.53	30.33	3	Horizontal	159	2.57	-	41.77	12.27	32.70

6.875-7.125GHz_802.11be EHT20-BF_Nss1,(MCS0)_2TX

7115MHz_TX

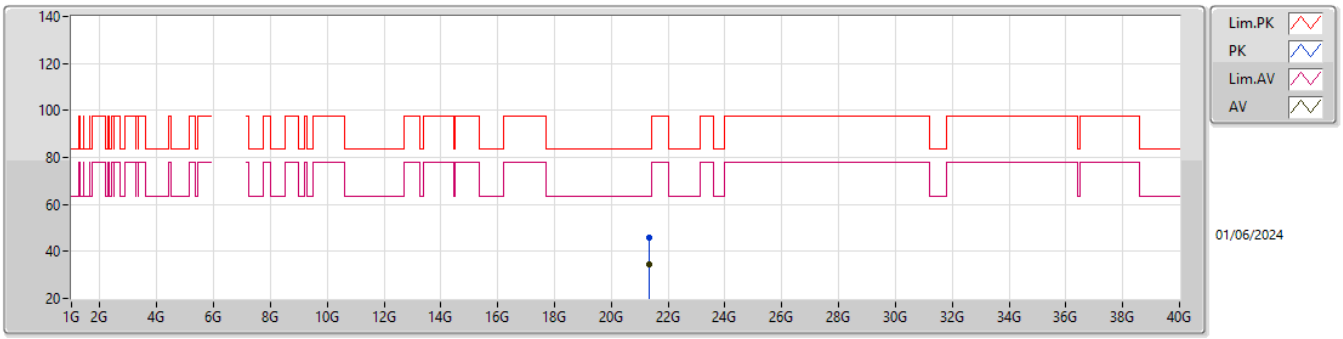

EUT Y_2TX
Setting 8
03-H-G-4

Type	Freq	Level	Limit	Margin	Raw	Dist	Condition	Azimuth	Height	Comment	AF	CL	PA
	(Hz)	(dBuV/m)	(dBuV/m)	(dB)	(dBuV)	(m)		(°)	(m)		(dB)	(dB)	(dB)
PK	21.34098G	45.61	83.54	-37.93	39.86	1	Vertical	94	1.52	-	38.32	16.27	48.84
AV	21.34618G	34.46	63.54	-29.08	28.71	1	Vertical	94	1.52	-	38.31	16.28	48.84

6.875-7.125GHz_802.11be EHT20-BF_Nss1,(MCS0)_2TX

7115MHz_TX

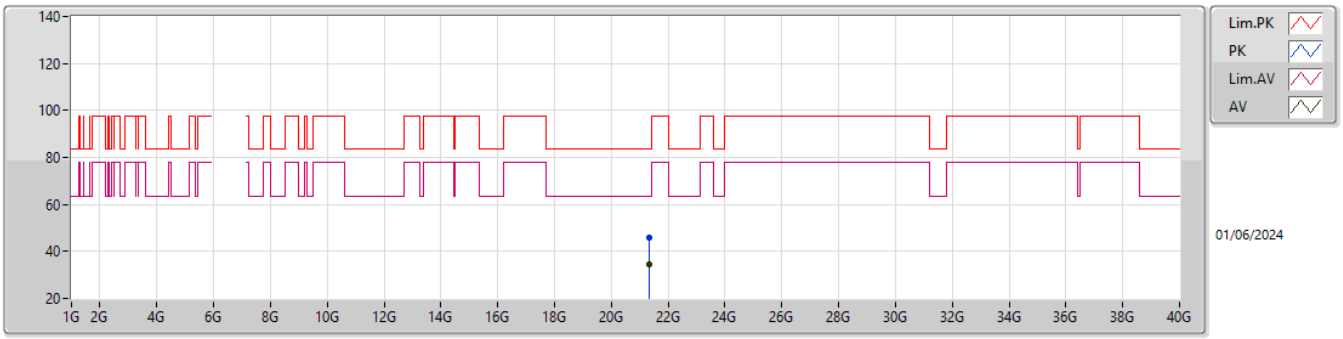

EUT Y_2TX
Setting 8
03-H-G-4

Type	Freq	Level	Limit	Margin	Raw	Dist	Condition	Azimuth	Height	Comment	AF	CL	PA
	(Hz)	(dBuV/m)	(dBuV/m)	(dB)	(dBuV)	(m)		(°)	(m)		(dB)	(dB)	(dB)
PK	21.34374G	45.75	83.54	-37.79	40.01	1	Horizontal	190	1.55	-	38.31	16.27	48.84
AV	21.34742G	34.35	63.54	-29.19	28.60	1	Horizontal	190	1.55	-	38.31	16.28	48.84

5.925-6.425GHz_802.11be EHT40-BF_Nss1,(MCS0)_2TX

5965MHz_TX

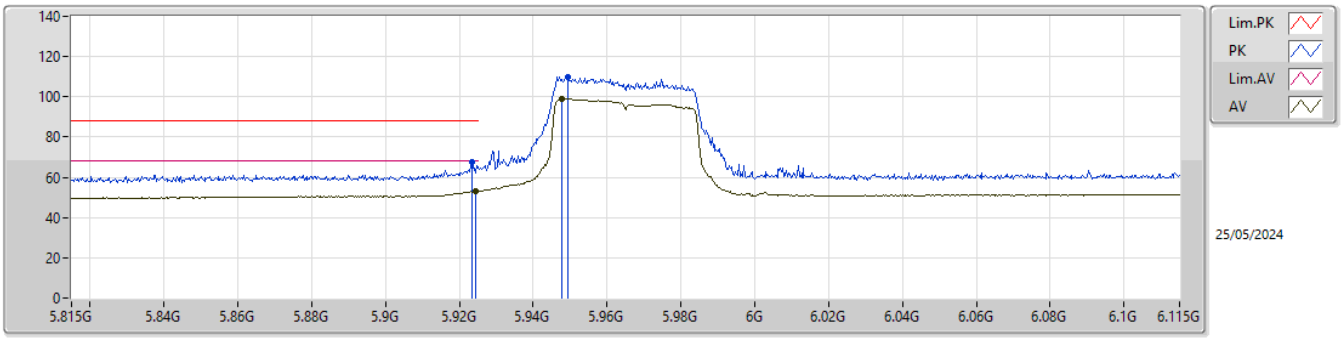

EUT Y_2TX
Setting 17
03-S-S-5-10

Type	Freq	Level	Limit	Margin	Raw	Dist	Condition	Azimuth	Height	Comment	AF	CL	PA
	(Hz)	(dBuV/m)	(dBuV/m)	(dB)	(dBuV)	(m)		(°)	(m)		(dB)	(dB)	(dB)
PK	5.9233G	67.49	88.20	-20.71	60.41	3	Vertical	357	1.00	-	34.55	7.63	35.10
RMS	5.9245G	52.99	68.20	-15.21	45.91	3	Vertical	357	1.00	-	34.55	7.63	35.10
PK	5.9494G	110.01	Inf	-Inf	102.88	3	Vertical	357	1.00	-	34.60	7.65	35.12
RMS	5.9476G	98.97	Inf	-Inf	91.83	3	Vertical	357	1.00	-	34.60	7.65	35.11

5.925-6.425GHz_802.11be EHT40-BF_Nss1,(MCS0)_2TX

5965MHz_TX

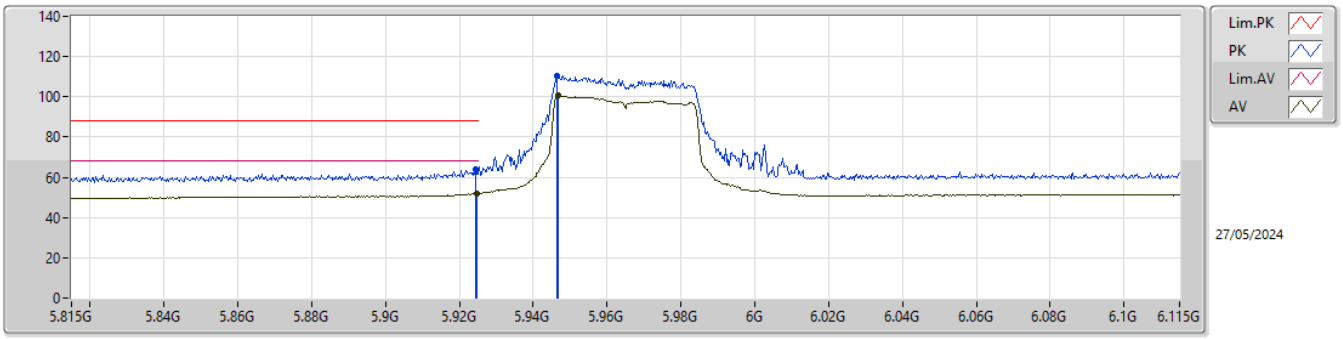

EUT Y_2TX
Setting 17
03-S-S-5-10

Type	Freq	Level	Limit	Margin	Raw	Dist	Condition	Azimuth	Height	Comment	AF	CL	PA
	(Hz)	(dBuV/m)	(dBuV/m)	(dB)	(dBuV)	(m)		(°)	(m)		(dB)	(dB)	(dB)
PK	5.9245G	64.07	88.20	-24.13	56.99	3	Horizontal	335	3.00	-	34.55	7.63	35.10
RMS	5.9248G	52.00	68.20	-16.20	44.92	3	Horizontal	335	3.00	-	34.55	7.63	35.10
PK	5.9464G	110.64	Inf	-Inf	103.51	3	Horizontal	335	3.00	-	34.59	7.65	35.11
RMS	5.9467G	100.71	Inf	-Inf	93.58	3	Horizontal	335	3.00	-	34.59	7.65	35.11

5.925-6.425GHz_802.11be EHT40-BF_Nss1,(MCS0)_2TX

5965MHz_TX

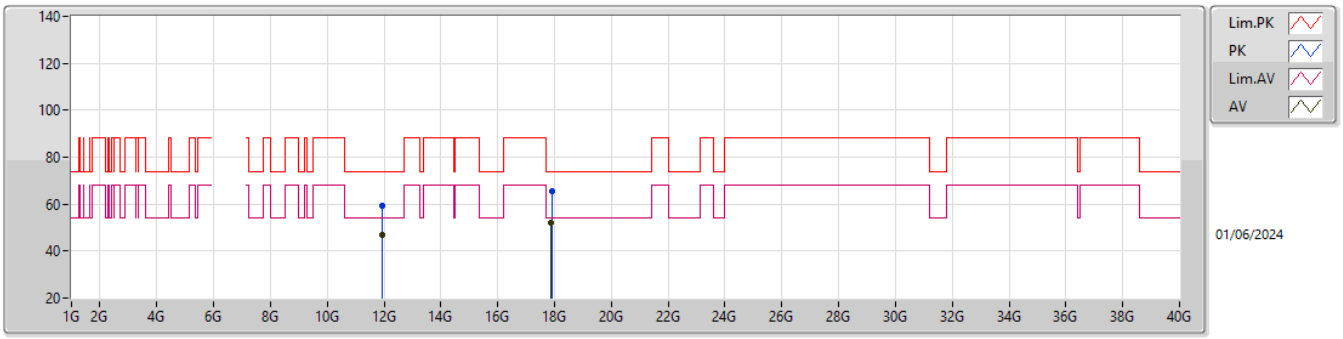

EUT Y_2TX
Setting 17
03-H-G-4

Type	Freq	Level	Limit	Margin	Raw	Dist	Condition	Azimuth	Height	Comment	AF	CL	PA
	(Hz)	(dBuV/m)	(dBuV/m)	(dB)	(dBuV)	(m)		(°)	(m)		(dB)	(dB)	(dB)
PK	11.92814G	59.27	74.00	-14.73	42.98	3	Vertical	165	1.23	-	39.20	11.48	34.39
AV	11.93184G	46.83	54.00	-7.17	30.54	3	Vertical	165	1.23	-	39.20	11.48	34.39
PK	17.89433G	65.65	74.00	-8.35	39.40	3	Vertical	98	2.98	-	44.81	13.86	32.42
AV	17.89128G	51.87	54.00	-2.13	25.62	3	Vertical	98	2.98	-	44.82	13.86	32.43

5.925-6.425GHz_802.11be EHT40-BF_Nss1,(MCS0)_2TX

5965MHz_TX

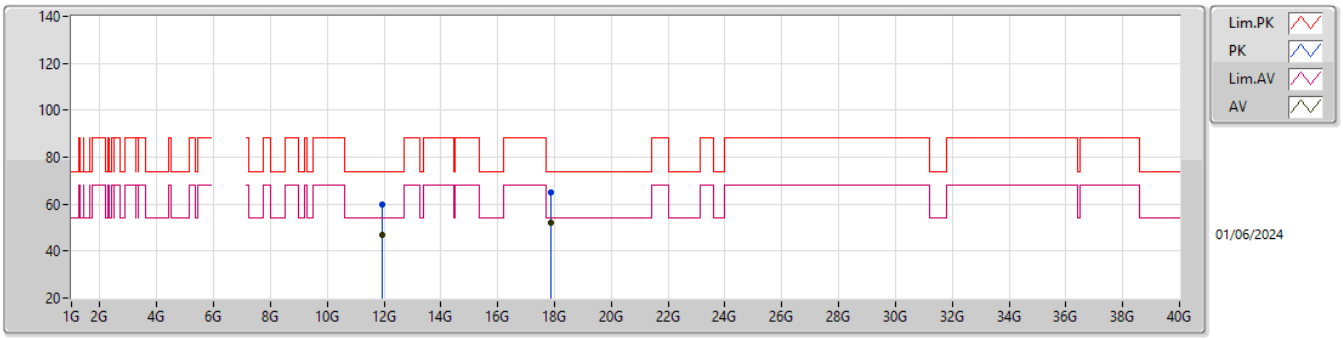

EUT Y_2TX
Setting 17
03-H-G-4

Type	Freq	Level	Limit	Margin	Raw	Dist	Condition	Azimuth	Height	Comment	AF	CL	PA
	(Hz)	(dBuV/m)	(dBuV/m)	(dB)	(dBuV)	(m)		(°)	(m)		(dB)	(dB)	(dB)
PK	11.9251G	59.94	74.00	-14.06	43.65	3	Horizontal	129	2.87	-	39.20	11.48	34.39
AV	11.93359G	46.88	54.00	-7.12	30.59	3	Horizontal	129	2.87	-	39.20	11.48	34.39
PK	17.89379G	65.10	74.00	-8.90	38.85	3	Horizontal	234	2.33	-	44.81	13.86	32.42
AV	17.89001G	51.88	54.00	-2.12	25.63	3	Horizontal	234	2.33	-	44.82	13.86	32.43

5.925-6.425GHz_802.11be EHT40-BF_Nss1,(MCS0)_2TX

5965MHz_TX

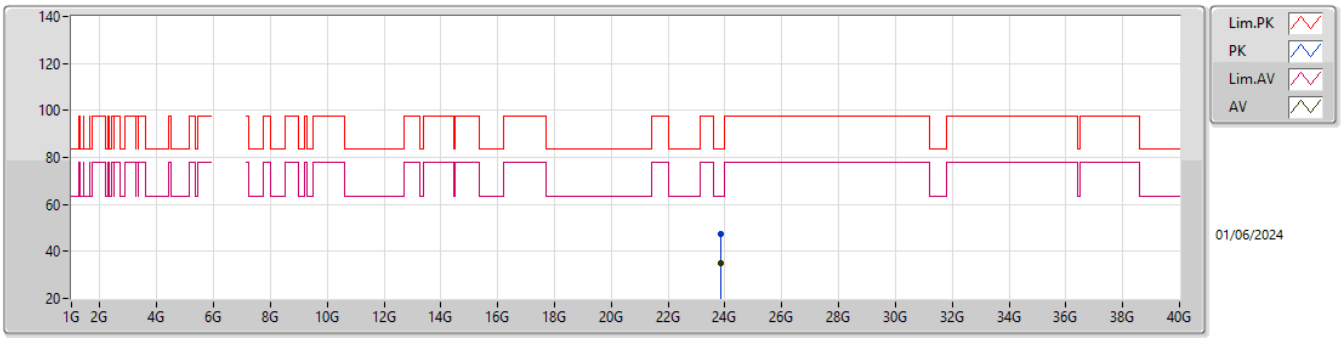

EUT Y_2TX
Setting 17
03-H-G-4

Type	Freq	Level	Limit	Margin	Raw	Dist	Condition	Azimuth	Height	Comment	AF	CL	PA
	(Hz)	(dBuV/m)	(dBuV/m)	(dB)	(dBuV)	(m)		(°)	(m)		(dB)	(dB)	(dB)
PK	23.8594G	47.29	83.54	-36.25	38.29	1	Vertical	241	2.68	-	38.80	17.36	47.16
AV	23.8459G	35.24	63.54	-28.30	26.24	1	Vertical	241	2.68	-	38.82	17.35	47.17

5.925-6.425GHz_802.11be EHT40-BF_Nss1,(MCS0)_2TX

5965MHz_TX

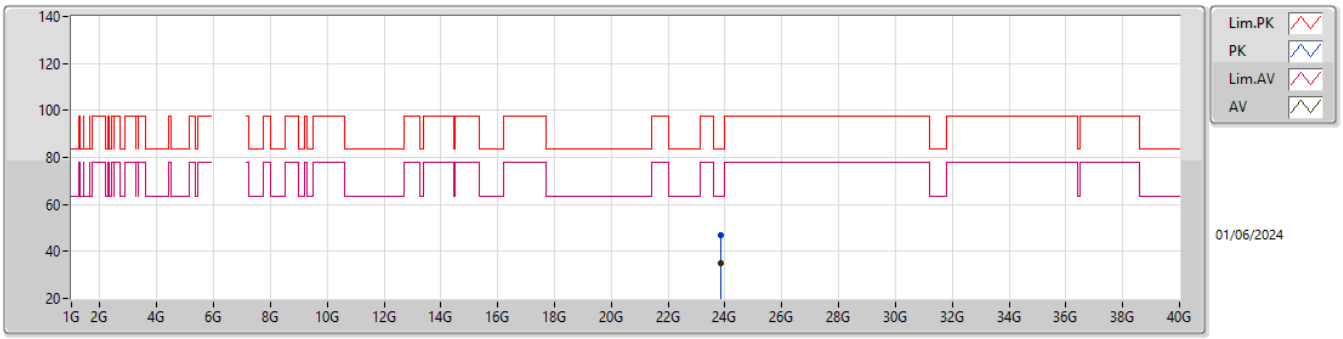

EUT Y_2TX
Setting 17
03-H-G-4

Type	Freq	Level	Limit	Margin	Raw	Dist	Condition	Azimuth	Height	Comment	AF	CL	PA
	(Hz)	(dBuV/m)	(dBuV/m)	(dB)	(dBuV)	(m)		(°)	(m)		(dB)	(dB)	(dB)
PK	23.85142G	47.06	83.54	-36.48	38.06	1	Horizontal	120	1.92	-	38.80	17.36	47.16
AV	23.84878G	35.21	63.54	-28.33	26.22	1	Horizontal	120	1.92	-	38.81	17.35	47.17

5.925-6.425GHz_802.11be EHT40-BF_Nss1,(MCS0)_2TX

6205MHz_TX

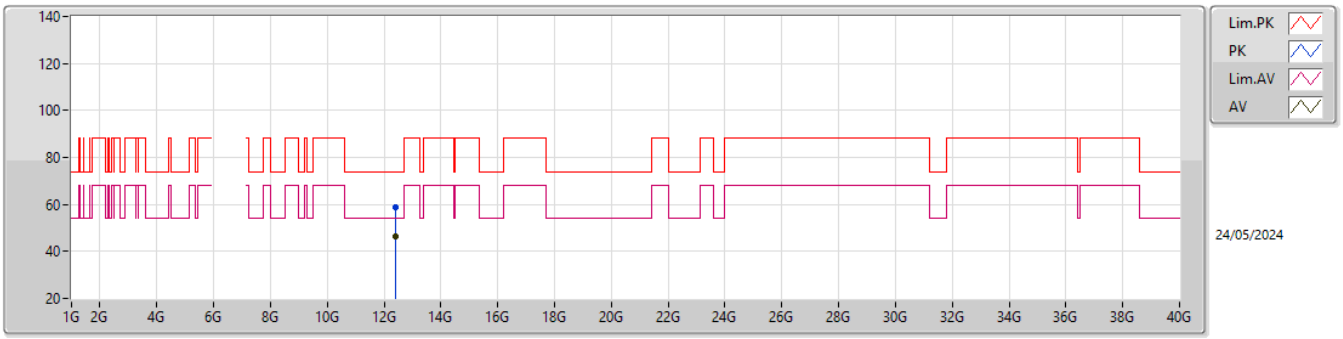

EUT Y_2TX
Setting 16
03-H-G-4

Type	Freq	Level	Limit	Margin	Raw	Dist	Condition	Azimuth	Height	Comment	AF	CL	PA
	(Hz)	(dBuV/m)	(dBuV/m)	(dB)	(dBuV)	(m)		(°)	(m)		(dB)	(dB)	(dB)
PK	12.40599G	58.75	74.00	-15.25	42.54	3	Vertical	175	2.28	-	38.60	11.66	34.05
AV	12.41257G	46.53	54.00	-7.47	30.31	3	Vertical	175	2.28	-	38.60	11.66	34.04

5.925-6.425GHz_802.11be EHT40-BF_Nss1,(MCS0)_2TX

6205MHz_TX

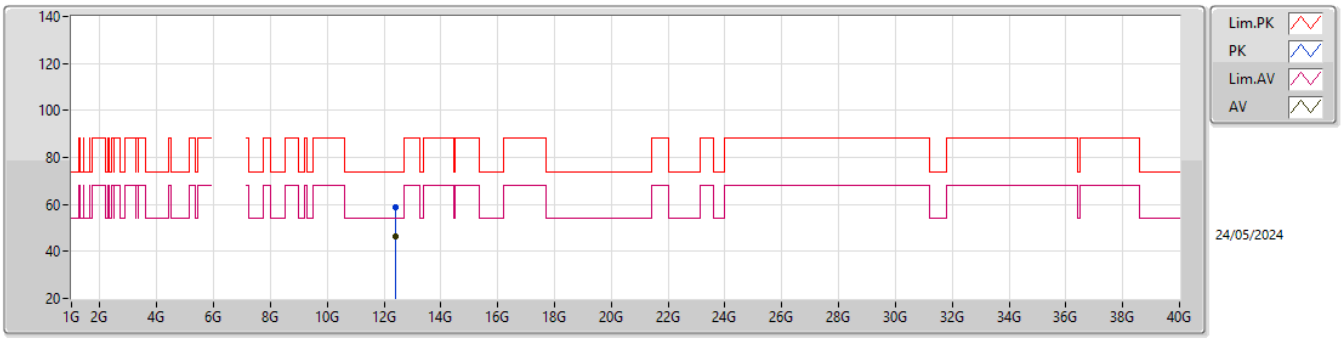

EUT Y_2TX
Setting 16
03-H-G-4

Type	Freq	Level	Limit	Margin	Raw	Dist	Condition	Azimuth	Height	Comment	AF	CL	PA
	(Hz)	(dBuV/m)	(dBuV/m)	(dB)	(dBuV)	(m)		(°)	(m)		(dB)	(dB)	(dB)
PK	12.40851G	58.77	74.00	-15.23	42.56	3	Horizontal	130	1.95	-	38.60	11.66	34.05
AV	12.41096G	46.59	54.00	-7.41	30.38	3	Horizontal	130	1.95	-	38.60	11.66	34.05

5.925-6.425GHz_802.11be EHT40-BF_Nss1,(MCS0)_2TX

6205MHz_TX

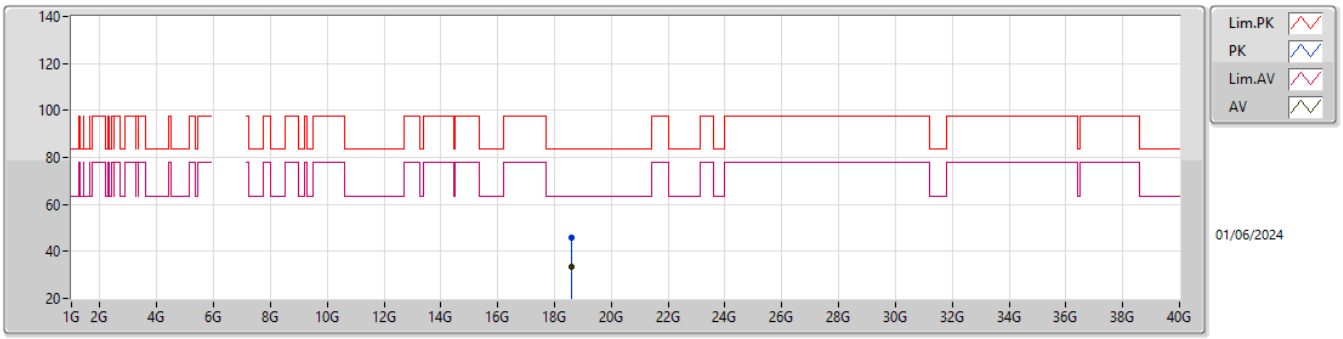

EUT Y_2TX
Setting 16
03-H-G-4

Type	Freq	Level	Limit	Margin	Raw	Dist	Condition	Azimuth	Height	Comment	AF	CL	PA
	(Hz)	(dBuV/m)	(dBuV/m)	(dB)	(dBuV)	(m)		(°)	(m)		(dB)	(dB)	(dB)
PK	18.61552G	45.69	83.54	-37.85	42.29	1	Vertical	80	1.40	-	37.73	15.27	49.60
AV	18.61974G	33.20	63.54	-30.34	29.79	1	Vertical	80	1.40	-	37.74	15.27	49.60

5.925-6.425GHz_802.11be EHT40-BF_Nss1,(MCS0)_2TX

6205MHz_TX

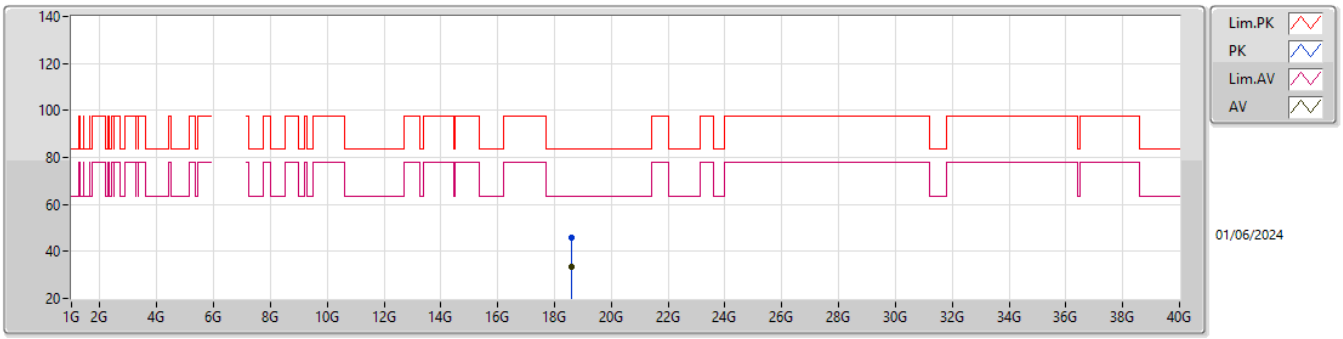

EUT Y_2TX
Setting 16
03-H-G-4

Type	Freq	Level	Limit	Margin	Raw	Dist	Condition	Azimuth	Height	Comment	AF	CL	PA
	(Hz)	(dBuV/m)	(dBuV/m)	(dB)	(dBuV)	(m)		(°)	(m)		(dB)	(dB)	(dB)
PK	18.6167G	46.08	83.54	-37.46	42.68	1	Horizontal	330	1.46	-	37.73	15.27	49.60
AV	18.61866G	33.19	63.54	-30.35	29.78	1	Horizontal	330	1.46	-	37.74	15.27	49.60

5.925-6.425GHz_802.11be EHT40-BF_Nss1,(MCS0)_2TX

6405MHz_TX

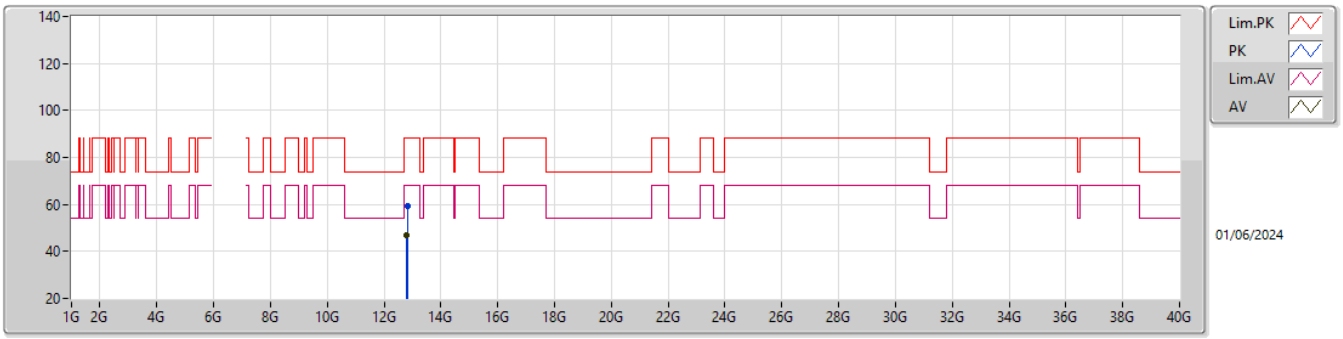

EUT Y_2TX
Setting 15
03-H-G-4

Type	Freq	Level	Limit	Margin	Raw	Dist	Condition	Azimuth	Height	Comment	AF	CL	PA
	(Hz)	(dBuV/m)	(dBuV/m)	(dB)	(dBuV)	(m)		(°)	(m)		(dB)	(dB)	(dB)
PK	12.81495G	59.27	88.20	-28.93	41.96	3	Vertical	357	2.25	-	39.06	11.80	33.55
RMS	12.80916G	46.96	68.20	-21.24	29.68	3	Vertical	357	2.25	-	39.04	11.80	33.56

5.925-6.425GHz_802.11be EHT40-BF_Nss1,(MCS0)_2TX

6405MHz_TX

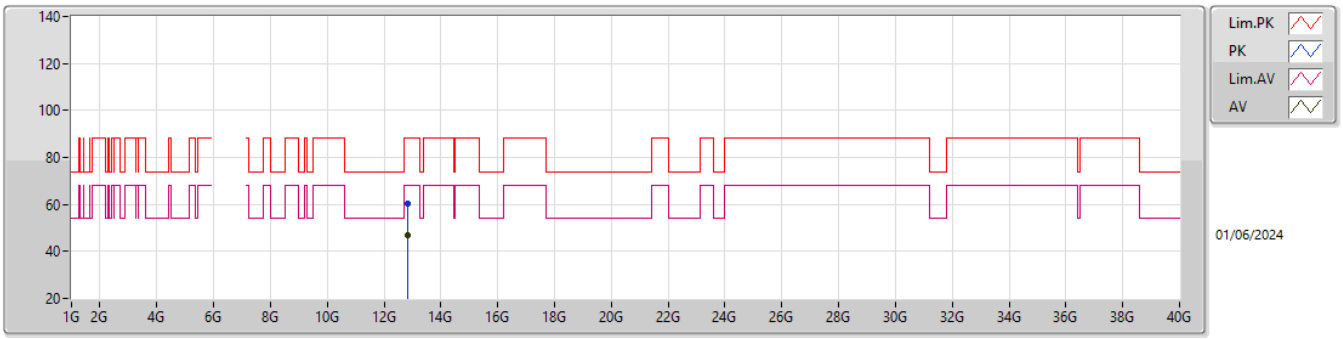

EUT Y_2TX
Setting 15
03-H-G-4

Type	Freq	Level	Limit	Margin	Raw	Dist	Condition	Azimuth	Height	Comment	AF	CL	PA
	(Hz)	(dBuV/m)	(dBuV/m)	(dB)	(dBuV)	(m)		(°)	(m)		(dB)	(dB)	(dB)
PK	12.81491G	60.11	88.20	-28.09	42.80	3	Horizontal	226	2.74	-	39.06	11.80	33.55
RMS	12.81298G	46.90	68.20	-21.30	29.60	3	Horizontal	226	2.74	-	39.05	11.80	33.55

5.925-6.425GHz_802.11be EHT40-BF_Nss1,(MCS0)_2TX

6405MHz_TX

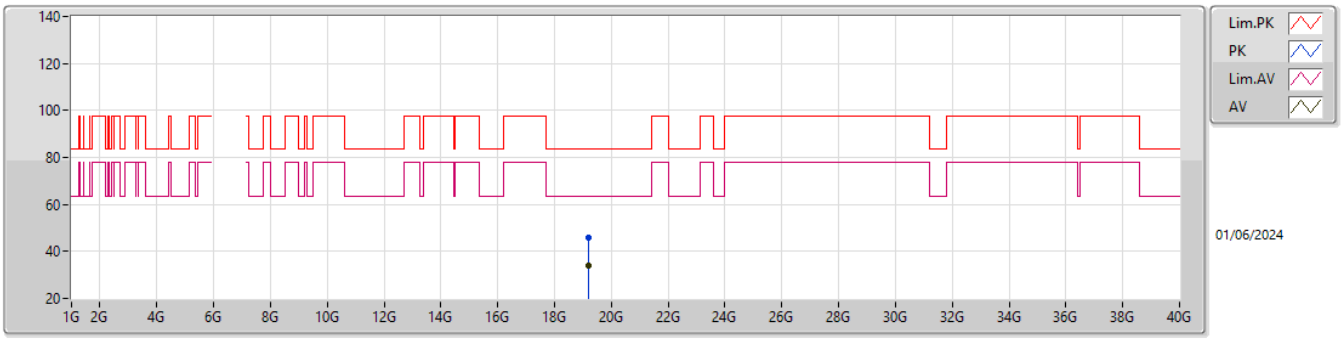

EUT Y_2TX
Setting 15
03-H-G-4

Type	Freq	Level	Limit	Margin	Raw	Dist	Condition	Azimuth	Height	Comment	AF	CL	PA
	(Hz)	(dBuV/m)	(dBuV/m)	(dB)	(dBuV)	(m)		(°)	(m)		(dB)	(dB)	(dB)
PK	19.21464G	45.80	83.54	-37.74	42.08	1	Vertical	21	1.65	-	37.97	15.24	49.49
AV	19.21116G	33.73	63.54	-29.81	29.99	1	Vertical	21	1.65	-	37.98	15.24	49.48

5.925-6.425GHz_802.11be EHT40-BF_Nss1,(MCS0)_2TX

6405MHz_TX

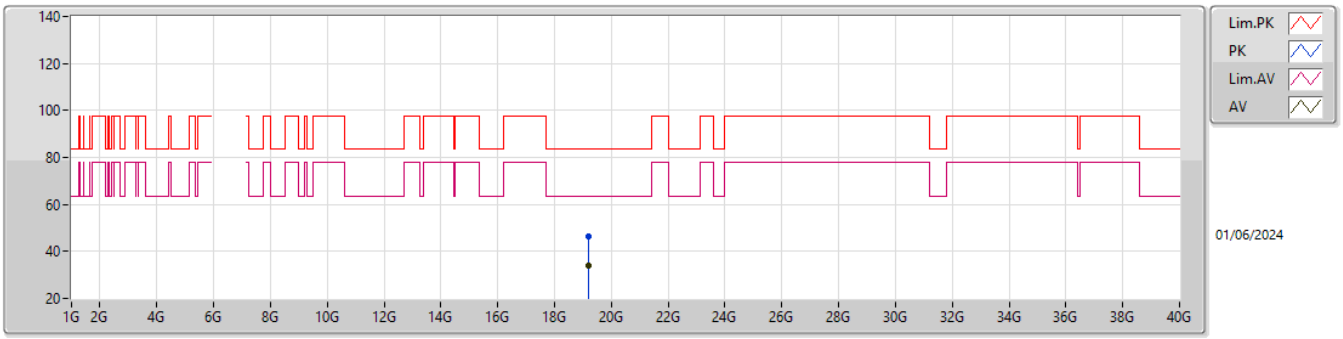

EUT Y_2TX
Setting 15
03-H-G-4

Type	Freq	Level	Limit	Margin	Raw	Dist	Condition	Azimuth	Height	Comment	AF	CL	PA
	(Hz)	(dBuV/m)	(dBuV/m)	(dB)	(dBuV)	(m)		(°)	(m)		(dB)	(dB)	(dB)
PK	19.21532G	46.57	83.54	-36.97	42.85	1	Horizontal	9	1.80	-	37.97	15.24	49.49
AV	19.211G	33.73	63.54	-29.81	29.99	1	Horizontal	9	1.80	-	37.98	15.24	49.48

6.425-6.525GHz_802.11be EHT40-BF_Nss1,(MCS0)_2TX

6445MHz_TX

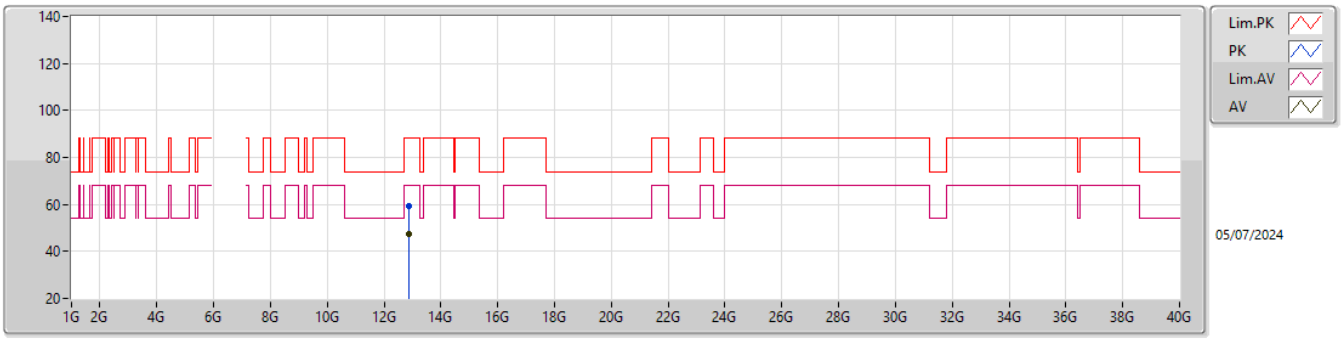

EUT Y_2TX
Setting 15
03-H-G-4

Type	Freq	Level	Limit	Margin	Raw	Dist	Condition	Azimuth	Height	Comment	AF	CL	PA
	(Hz)	(dBuV/m)	(dBuV/m)	(dB)	(dBuV)	(m)		(°)	(m)		(dB)	(dB)	(dB)
PK	12.88521G	59.44	88.20	-28.76	41.88	3	Vertical	169	2.21	-	39.20	11.82	33.46
RMS	12.89289G	47.25	68.20	-20.95	29.68	3	Vertical	169	2.21	-	39.20	11.82	33.45

6.425-6.525GHz_802.11be EHT40-BF_Nss1,(MCS0)_2TX

6445MHz_TX

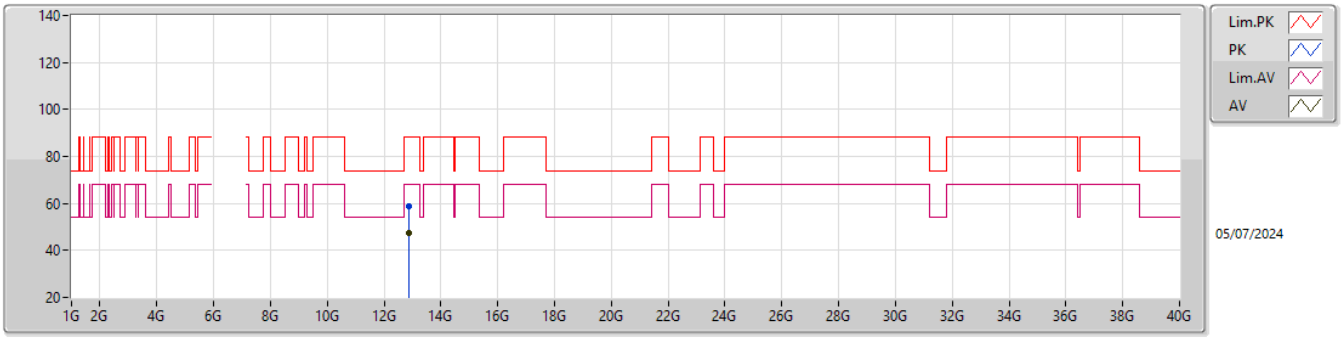

EUT Y_2TX
Setting 15
03-H-G-4

Type	Freq	Level	Limit	Margin	Raw	Dist	Condition	Azimuth	Height	Comment	AF	CL	PA
	(Hz)	(dBuV/m)	(dBuV/m)	(dB)	(dBuV)	(m)		(°)	(m)		(dB)	(dB)	(dB)
PK	12.89335G	58.75	88.20	-29.45	41.18	3	Horizontal	42	2.51	-	39.20	11.82	33.45
RMS	12.88851G	47.32	68.20	-20.88	29.75	3	Horizontal	42	2.51	-	39.20	11.82	33.45

6.425-6.525GHz_802.11be EHT40-BF_Nss1,(MCS0)_2TX

6445MHz_TX

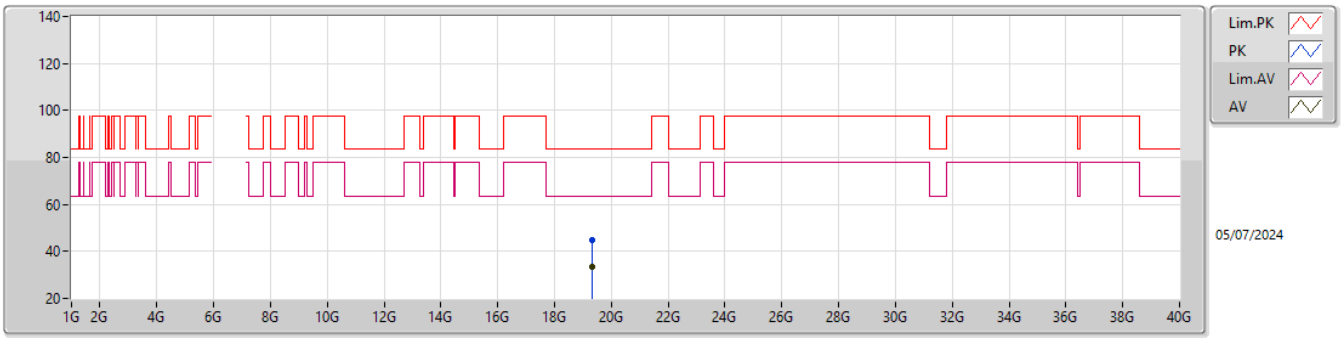

EUT Y_2TX
Setting 15
03-H-G-4

Type	Freq	Level	Limit	Margin	Raw	Dist	Condition	Azimuth	Height	Comment	AF	CL	PA
	(Hz)	(dBuV/m)	(dBuV/m)	(dB)	(dBuV)	(m)		(°)	(m)		(dB)	(dB)	(dB)
PK	19.33446G	44.78	83.54	-38.76	41.26	1	Vertical	5	1.75	-	37.86	15.23	49.57
AV	19.33002G	33.26	63.54	-30.28	29.71	1	Vertical	5	1.75	-	37.88	15.23	49.56

6.425-6.525GHz_802.11be EHT40-BF_Nss1,(MCS0)_2TX

6445MHz_TX

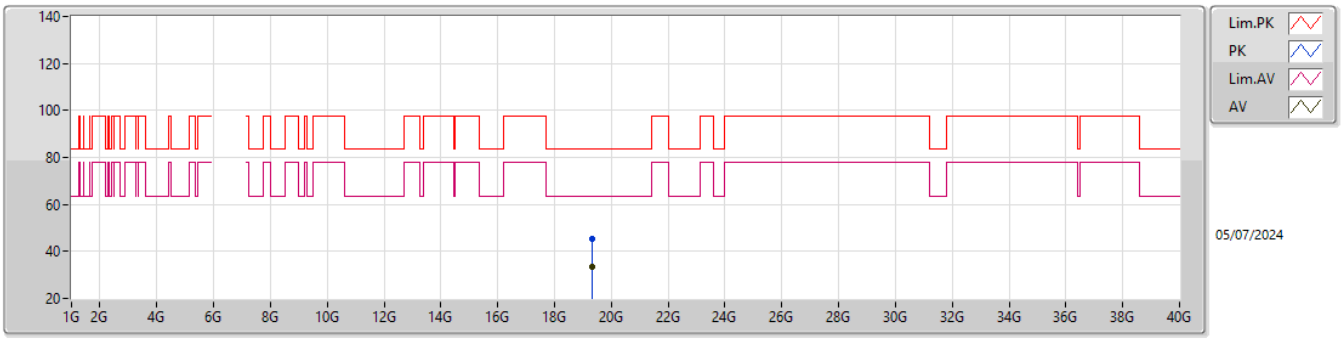

EUT Y_2TX
Setting 15
03-H-G-4

Type	Freq	Level	Limit	Margin	Raw	Dist	Condition	Azimuth	Height	Comment	AF	CL	PA
	(Hz)	(dBuV/m)	(dBuV/m)	(dB)	(dBuV)	(m)		(°)	(m)		(dB)	(dB)	(dB)
PK	19.33308G	45.26	83.54	-38.28	41.73	1	Horizontal	132	1.36	-	37.87	15.23	49.57
AV	19.33422G	33.36	63.54	-30.18	29.84	1	Horizontal	132	1.36	-	37.86	15.23	49.57

6.425-6.525GHz_802.11be EHT40-BF_Nss1,(MCS0)_2TX

6485MHz_TX

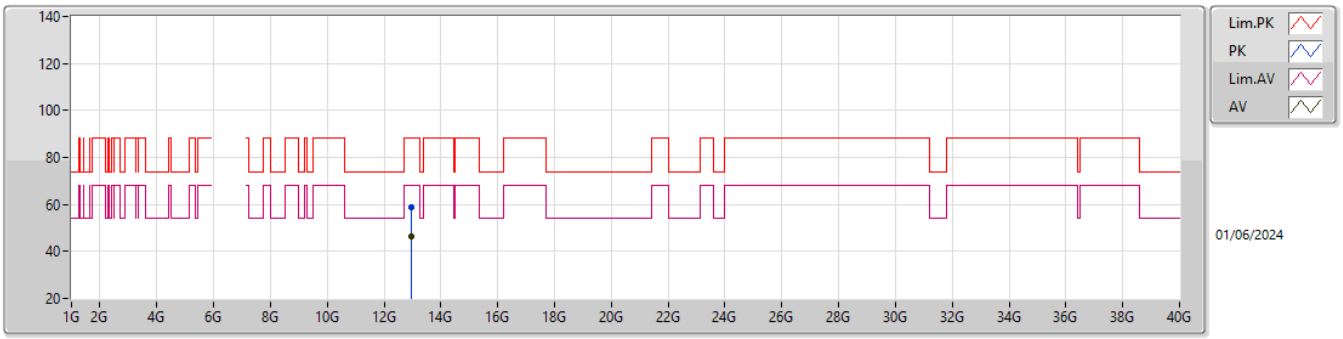

EUT Y_2TX
Setting 14
03-H-G-4

Type	Freq	Level	Limit	Margin	Raw	Dist	Condition	Azimuth	Height	Comment	AF	CL	PA
	(Hz)	(dBuV/m)	(dBuV/m)	(dB)	(dBuV)	(m)		(°)	(m)		(dB)	(dB)	(dB)
PK	12.96643G	58.87	88.20	-29.33	41.07	3	Vertical	264	2.76	-	39.30	11.85	33.35
RMS	12.97471G	46.48	68.20	-21.72	28.66	3	Vertical	264	2.76	-	39.30	11.85	33.33

6.425-6.525GHz_802.11be EHT40-BF_Nss1,(MCS0)_2TX

6485MHz_TX

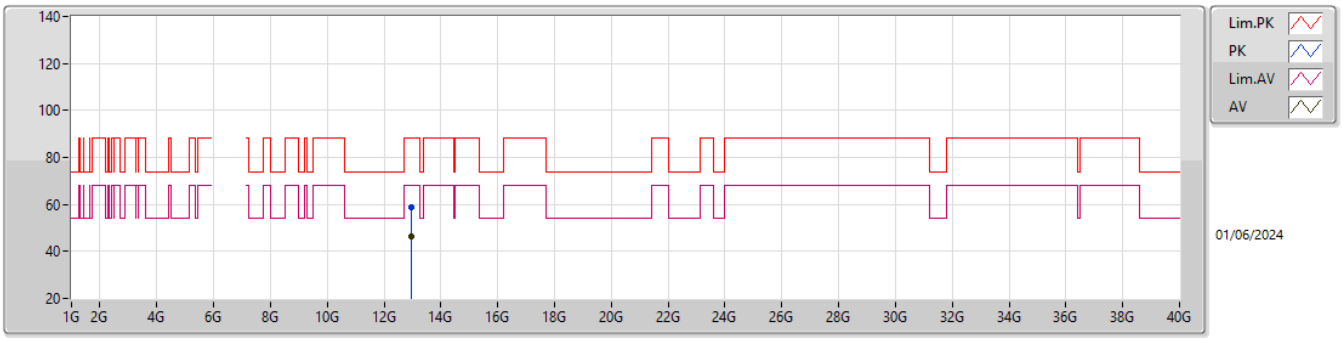

EUT Y_2TX
Setting 14
03-H-G-4

Type	Freq	Level	Limit	Margin	Raw	Dist	Condition	Azimuth	Height	Comment	AF	CL	PA
	(Hz)	(dBuV/m)	(dBuV/m)	(dB)	(dBuV)	(m)		(°)	(m)		(dB)	(dB)	(dB)
PK	12.96685G	58.68	88.20	-29.52	40.88	3	Horizontal	118	2.16	-	39.30	11.85	33.35
RMS	12.96816G	46.56	68.20	-21.64	28.75	3	Horizontal	118	2.16	-	39.30	11.85	33.34

6.425-6.525GHz_802.11be EHT40-BF_Nss1,(MCS0)_2TX

6485MHz_TX

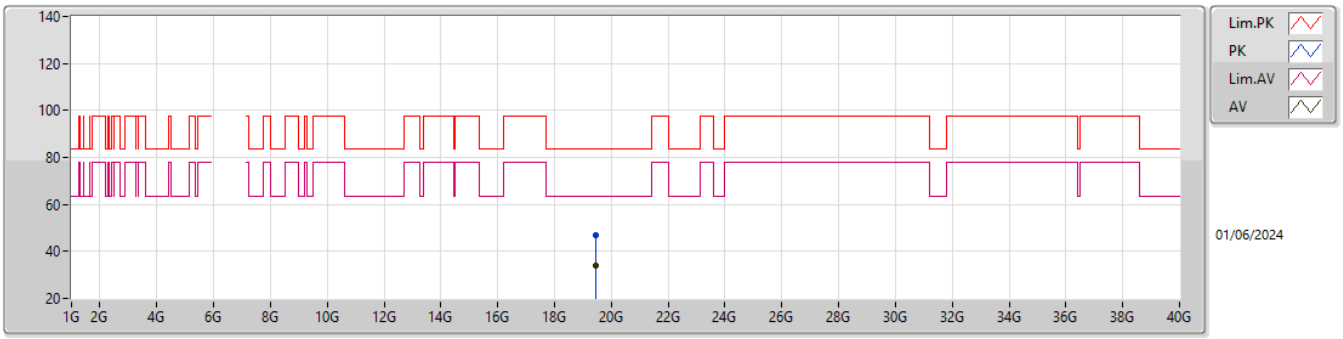

EUT Y_2TX
Setting 14
03-H-G-4

Type	Freq	Level	Limit	Margin	Raw	Dist	Condition	Azimuth	Height	Comment	AF	CL	PA
	(Hz)	(dBuV/m)	(dBuV/m)	(dB)	(dBuV)	(m)		(°)	(m)		(dB)	(dB)	(dB)
PK	19.45218G	46.69	83.54	-36.85	43.30	1	Vertical	80	1.43	-	37.81	15.23	49.65
AV	19.4561G	34.10	63.54	-29.44	30.70	1	Vertical	80	1.43	-	37.82	15.23	49.65

6.425-6.525GHz_802.11be EHT40-BF_Nss1,(MCS0)_2TX

6485MHz_TX

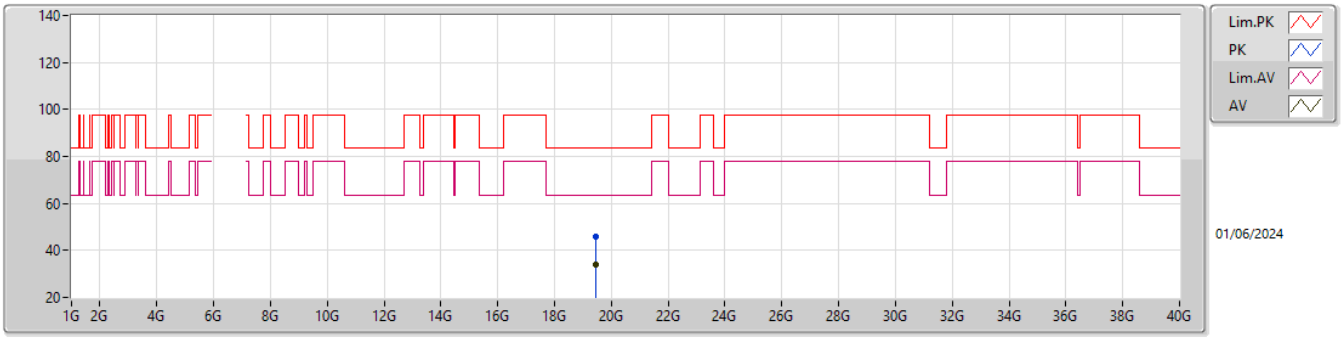

EUT Y_2TX
Setting 14
03-H-G-4

Type	Freq	Level	Limit	Margin	Raw	Dist	Condition	Azimuth	Height	Comment	AF	CL	PA
	(Hz)	(dBuV/m)	(dBuV/m)	(dB)	(dBuV)	(m)		(°)	(m)		(dB)	(dB)	(dB)
PK	19.45842G	45.78	83.54	-37.76	42.37	1	Horizontal	350	1.93	-	37.83	15.23	49.65
AV	19.459G	34.04	63.54	-29.50	30.62	1	Horizontal	350	1.93	-	37.84	15.23	49.65

6.425-6.525GHz_802.11be EHT40-BF_Nss1,(MCS0)_2TX

6525MHz_TX

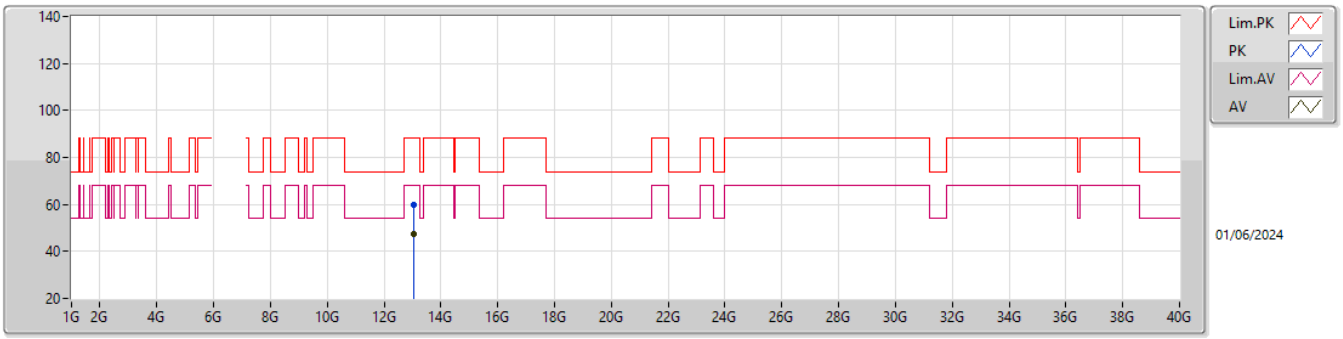

EUT Y_2TX
Setting 15
03-H-G-4

Type	Freq	Level	Limit	Margin	Raw	Dist	Condition	Azimuth	Height	Comment	AF	CL	PA
	(Hz)	(dBuV/m)	(dBuV/m)	(dB)	(dBuV)	(m)		(°)	(m)		(dB)	(dB)	(dB)
PK	13.05136G	59.66	88.20	-28.54	41.61	3	Vertical	86	1.49	-	39.41	11.88	33.24
RMS	13.0471G	47.63	68.20	-20.57	29.60	3	Vertical	86	1.49	-	39.39	11.88	33.24

6.425-6.525GHz_802.11be EHT40-BF_Nss1,(MCS0)_2TX

6525MHz_TX

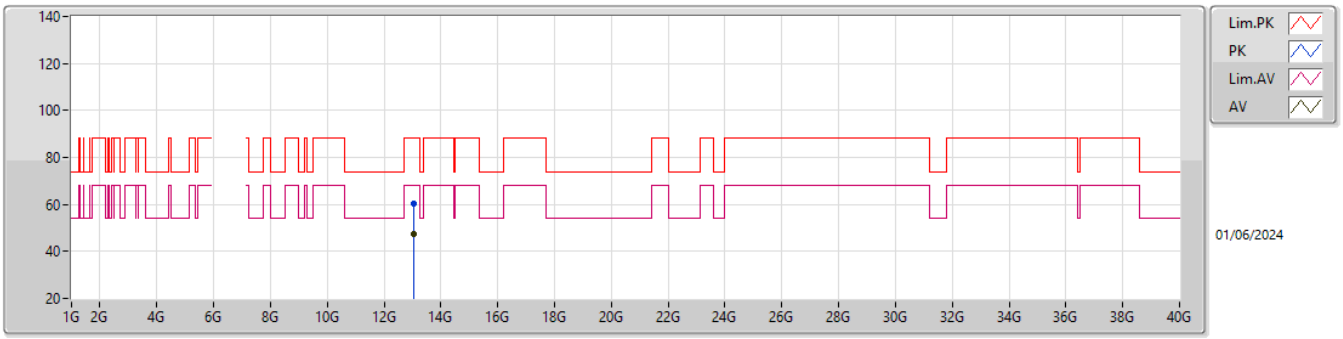

EUT Y_2TX
Setting 15
03-H-G-4

Type	Freq	Level	Limit	Margin	Raw	Dist	Condition	Azimuth	Height	Comment	AF	CL	PA
	(Hz)	(dBuV/m)	(dBuV/m)	(dB)	(dBuV)	(m)		(°)	(m)		(dB)	(dB)	(dB)
PK	13.04916G	60.24	88.20	-27.96	42.20	3	Horizontal	126	2.73	-	39.40	11.88	33.24
RMS	13.04627G	47.62	68.20	-20.58	29.59	3	Horizontal	126	2.73	-	39.39	11.88	33.24

6.425-6.525GHz_802.11be EHT40-BF_Nss1,(MCS0)_2TX

6525MHz_TX

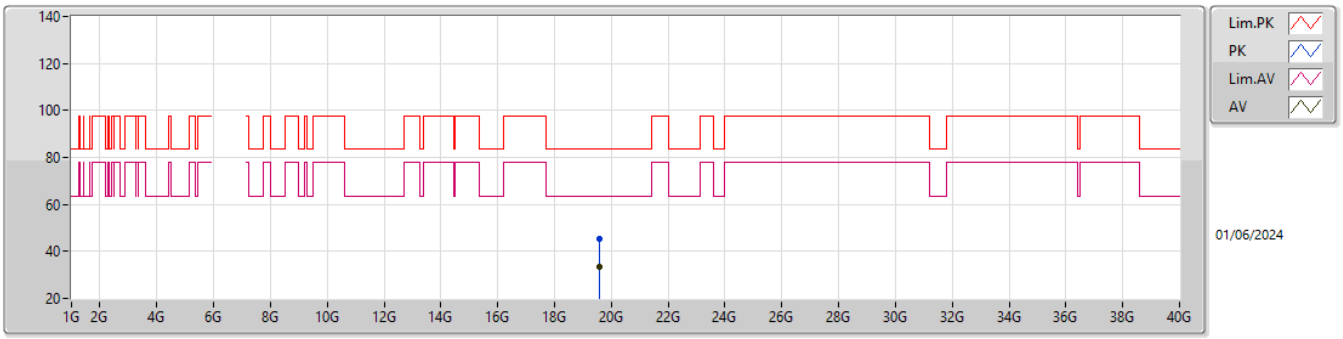

EUT Y_2TX
Setting 15
03-H-G-4

Type	Freq	Level	Limit	Margin	Raw	Dist	Condition	Azimuth	Height	Comment	AF	CL	PA
	(Hz)	(dBuV/m)	(dBuV/m)	(dB)	(dBuV)	(m)		(°)	(m)		(dB)	(dB)	(dB)
PK	19.57904G	45.47	83.54	-38.07	41.94	1	Vertical	205	1.66	-	37.93	15.22	49.62
AV	19.57008G	33.64	63.54	-29.90	30.06	1	Vertical	205	1.66	-	37.98	15.22	49.62

6.425-6.525GHz_802.11be EHT40-BF_Nss1,(MCS0)_2TX

6525MHz_TX

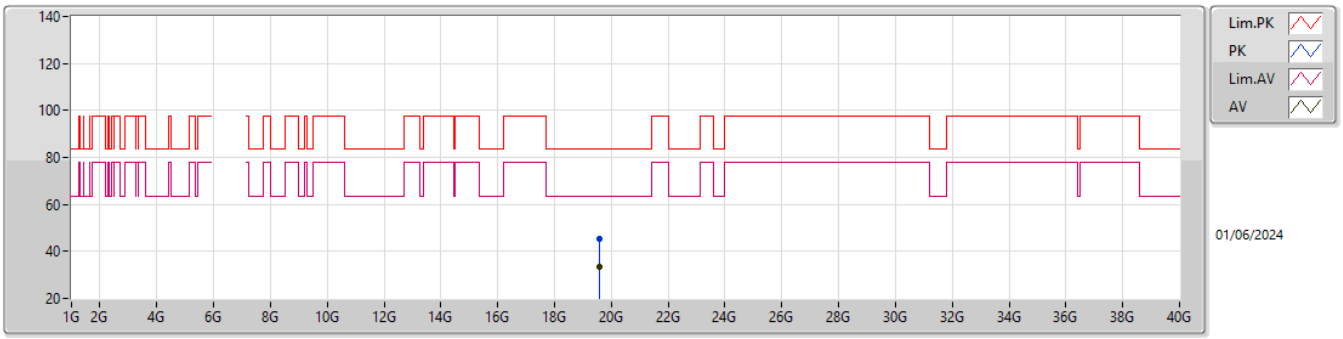

EUT Y_2TX
Setting 15
03-H-G-4

Type	Freq	Level	Limit	Margin	Raw	Dist	Condition	Azimuth	Height	Comment	AF	CL	PA
	(Hz)	(dBuV/m)	(dBuV/m)	(dB)	(dBuV)	(m)		(°)	(m)		(dB)	(dB)	(dB)
PK	19.57664G	45.56	83.54	-37.98	42.02	1	Horizontal	287	1.69	-	37.94	15.22	49.62
AV	19.57434G	33.66	63.54	-29.88	30.11	1	Horizontal	287	1.69	-	37.95	15.22	49.62

6.525-6.875GHz_802.11be EHT40-BF_Nss1,(MCS0)_2TX

6565MHz_TX

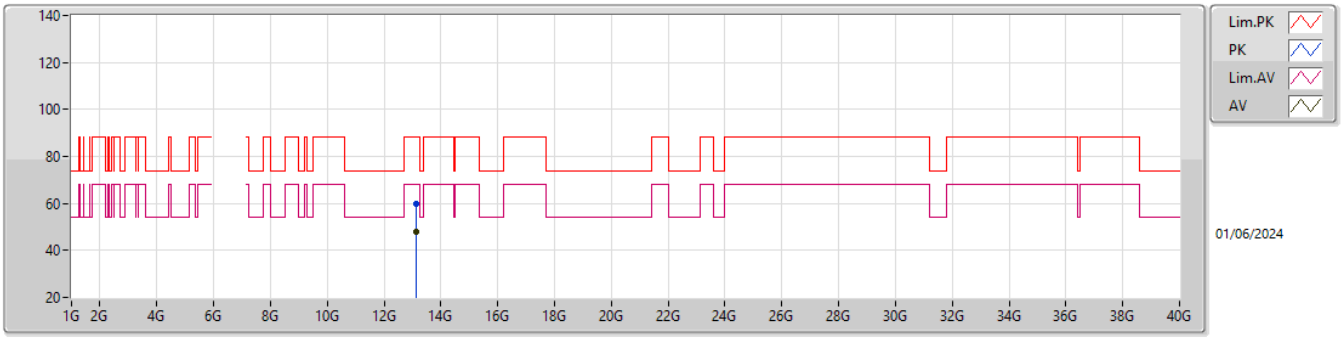

EUT Y_2TX
Setting 15
03-H-G-4

Type	Freq	Level	Limit	Margin	Raw	Dist	Condition	Azimuth	Height	Comment	AF	CL	PA
	(Hz)	(dBuV/m)	(dBuV/m)	(dB)	(dBuV)	(m)		(°)	(m)		(dB)	(dB)	(dB)
PK	13.13184G	59.71	88.20	-28.49	41.35	3	Vertical	125	1.87	-	39.60	11.90	33.14
RMS	13.12853G	47.81	68.20	-20.39	29.46	3	Vertical	125	1.87	-	39.60	11.90	33.15

6.525-6.875GHz_802.11be EHT40-BF_Nss1,(MCS0)_2TX

6565MHz_TX

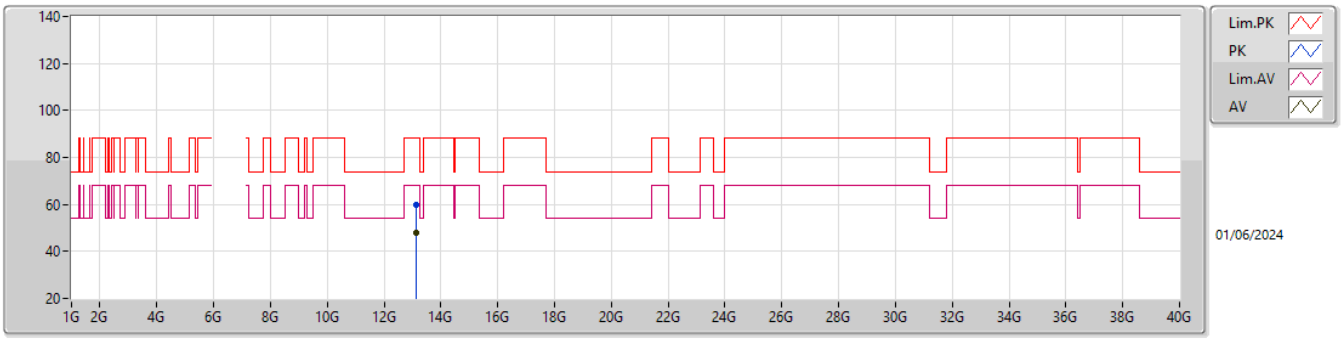

EUT Y_2TX
Setting 15
03-H-G-4

Type	Freq	Level	Limit	Margin	Raw	Dist	Condition	Azimuth	Height	Comment	AF	CL	PA
	(Hz)	(dBuV/m)	(dBuV/m)	(dB)	(dBuV)	(m)		(°)	(m)		(dB)	(dB)	(dB)
PK	13.13082G	59.99	88.20	-28.21	41.63	3	Horizontal	38	2.56	-	39.60	11.90	33.14
RMS	13.13239G	47.75	68.20	-20.45	29.38	3	Horizontal	38	2.56	-	39.60	11.91	33.14

6.525-6.875GHz_802.11be EHT40-BF_Nss1,(MCS0)_2TX

6565MHz_TX

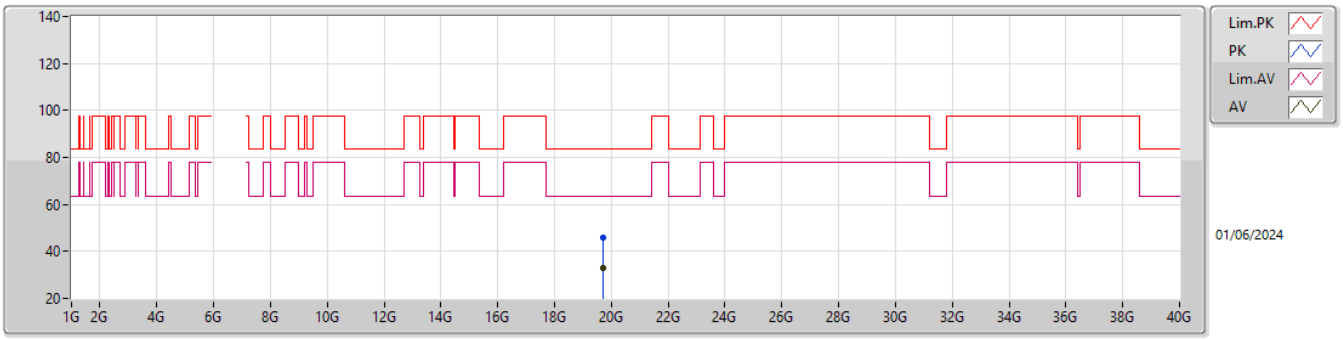

EUT Y_2TX
Setting 15
03-H-G-4

Type	Freq	Level	Limit	Margin	Raw	Dist	Condition	Azimuth	Height	Comment	AF	CL	PA
	(Hz)	(dBuV/m)	(dBuV/m)	(dB)	(dBuV)	(m)		(°)	(m)		(dB)	(dB)	(dB)
PK	19.69784G	45.65	83.54	-37.89	42.14	1	Vertical	308	1.94	-	37.81	15.22	49.52
AV	19.69972G	32.93	63.54	-30.61	29.43	1	Vertical	308	1.94	-	37.80	15.22	49.52

6.525-6.875GHz_802.11be EHT40-BF_Nss1,(MCS0)_2TX

6565MHz_TX

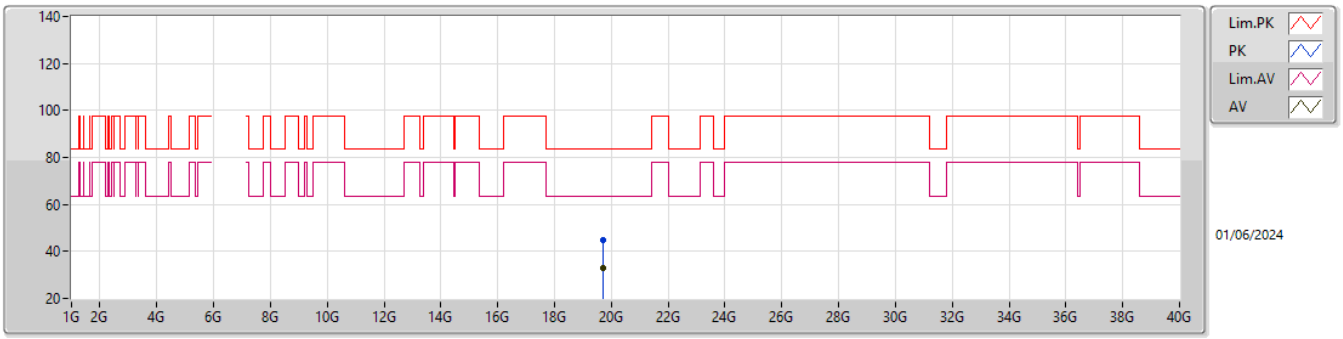

EUT Y_2TX
Setting 15
03-H-G-4

Type	Freq	Level	Limit	Margin	Raw	Dist	Condition	Azimuth	Height	Comment	AF	CL	PA
	(Hz)	(dBuV/m)	(dBuV/m)	(dB)	(dBuV)	(m)		(°)	(m)		(dB)	(dB)	(dB)
PK	19.6909G	44.80	83.54	-38.74	41.25	1	Horizontal	21	1.80	-	37.85	15.22	49.52
AV	19.69072G	33.00	63.54	-30.54	29.44	1	Horizontal	21	1.80	-	37.86	15.22	49.52

6.525-6.875GHz_802.11be EHT40-BF_Nss1,(MCS0)_2TX

6685MHz_TX

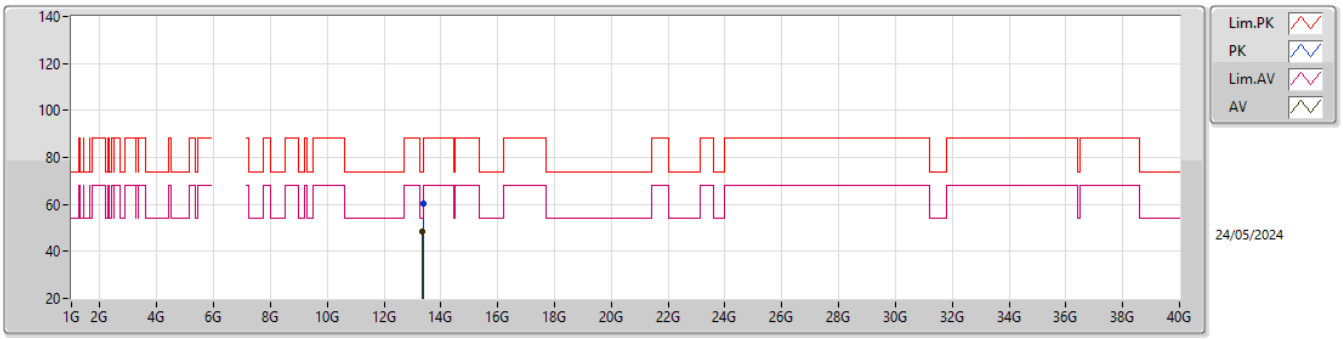

EUT Y_2TX
Setting 15
03-H-G-4

Type	Freq	Level	Limit	Margin	Raw	Dist	Condition	Azimuth	Height	Comment	AF	CL	PA
	(Hz)	(dBuV/m)	(dBuV/m)	(dB)	(dBuV)	(m)		(°)	(m)		(dB)	(dB)	(dB)
PK	13.36944G	60.40	74.00	-13.60	41.23	3	Vertical	14	2.89	-	40.04	11.99	32.86
AV	13.3655G	48.45	54.00	-5.55	29.30	3	Vertical	14	2.89	-	40.03	11.98	32.86

6.525-6.875GHz_802.11be EHT40-BF_Nss1,(MCS0)_2TX

6685MHz_TX

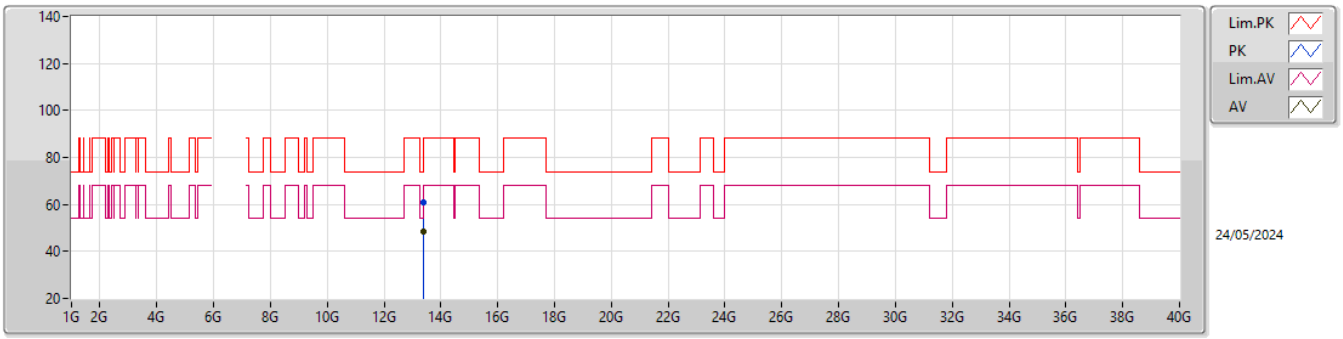

EUT Y_2TX
Setting 15
03-H-G-4

Type	Freq	Level	Limit	Margin	Raw	Dist	Condition	Azimuth	Height	Comment	AF	CL	PA
	(Hz)	(dBuV/m)	(dBuV/m)	(dB)	(dBuV)	(m)		(°)	(m)		(dB)	(dB)	(dB)
PK	13.36731G	60.93	74.00	-13.07	41.78	3	Horizontal	118	2.79	-	40.03	11.98	32.86
AV	13.37296G	48.43	54.00	-5.57	29.24	3	Horizontal	118	2.79	-	40.05	11.99	32.85

6.525-6.875GHz_802.11be EHT40-BF_Nss1,(MCS0)_2TX

6685MHz_TX

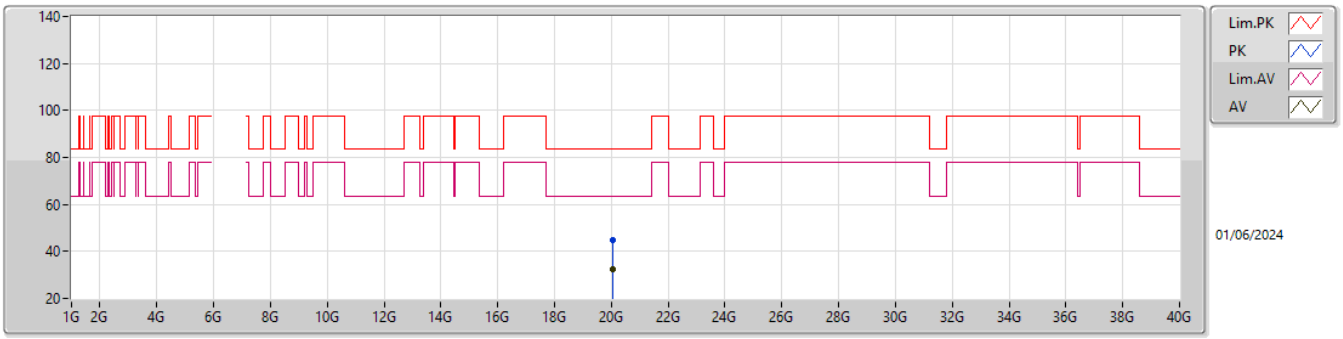

EUT Y_2TX
Setting 15
03-H-G-4

Type	Freq	Level	Limit	Margin	Raw	Dist	Condition	Azimuth	Height	Comment	AF	CL	PA
	(Hz)	(dBuV/m)	(dBuV/m)	(dB)	(dBuV)	(m)		(°)	(m)		(dB)	(dB)	(dB)
PK	20.05596G	44.66	83.54	-38.88	40.96	1	Vertical	333	1.50	-	37.72	15.24	49.26
AV	20.05676G	32.59	63.54	-30.95	28.87	1	Vertical	333	1.50	-	37.73	15.25	49.26

6.525-6.875GHz_802.11be EHT40-BF_Nss1,(MCS0)_2TX

6685MHz_TX

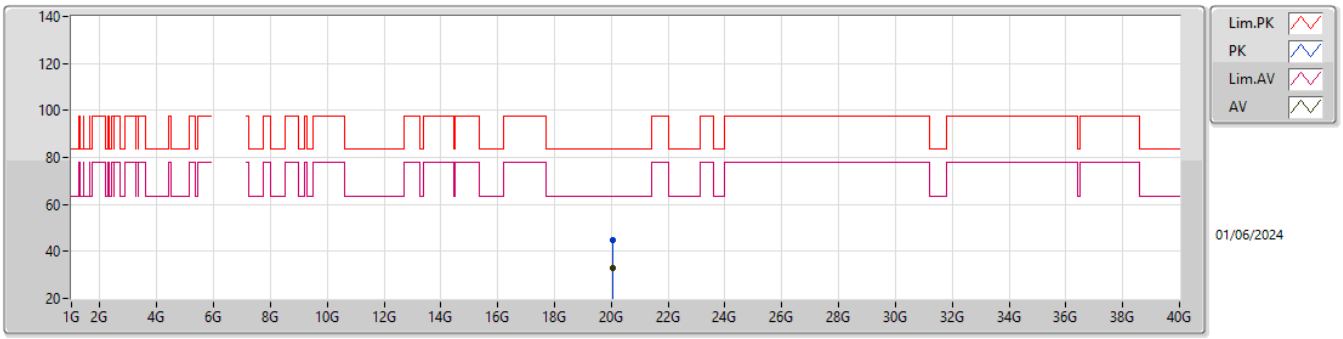

EUT Y_2TX
Setting 15
03-H-G-4

Type	Freq	Level	Limit	Margin	Raw	Dist	Condition	Azimuth	Height	Comment	AF	CL	PA
	(Hz)	(dBuV/m)	(dBuV/m)	(dB)	(dBuV)	(m)		(°)	(m)		(dB)	(dB)	(dB)
PK	20.05046G	44.80	83.54	-38.74	41.12	1	Horizontal	104	1.36	-	37.70	15.24	49.26
AV	20.05708G	32.69	63.54	-30.85	28.97	1	Horizontal	104	1.36	-	37.73	15.25	49.26

6.525-6.875GHz_802.11be EHT40-BF_Nss1,(MCS0)_2TX

6885MHz_TX

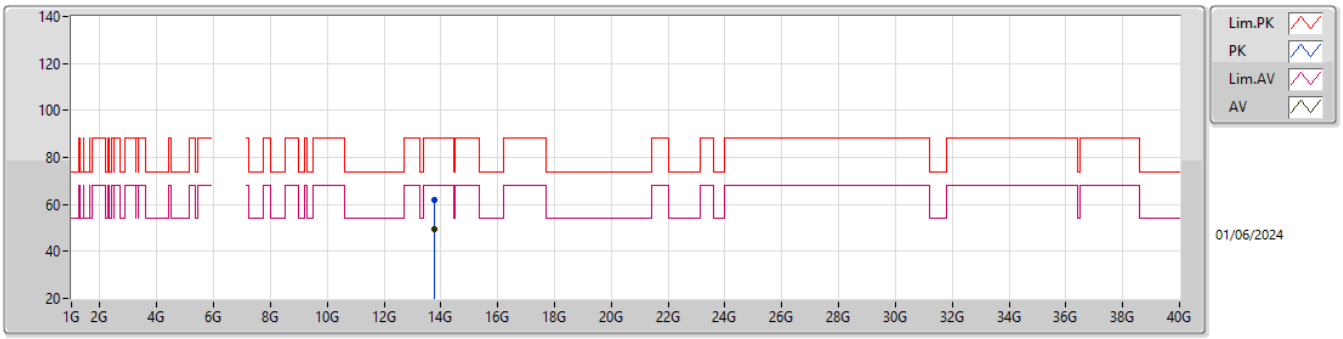

EUT Y_2TX
Setting 15
03-H-G-4

Type	Freq	Level	Limit	Margin	Raw	Dist	Condition	Azimuth	Height	Comment	AF	CL	PA
	(Hz)	(dBuV/m)	(dBuV/m)	(dB)	(dBuV)	(m)		(°)	(m)		(dB)	(dB)	(dB)
PK	13.7708G	61.94	88.20	-26.26	41.83	3	Vertical	33	2.50	-	40.64	12.12	32.65
RMS	13.76779G	49.45	68.20	-18.75	29.34	3	Vertical	33	2.50	-	40.64	12.12	32.65

6.525-6.875GHz_802.11be EHT40-BF_Nss1,(MCS0)_2TX

6885MHz_TX

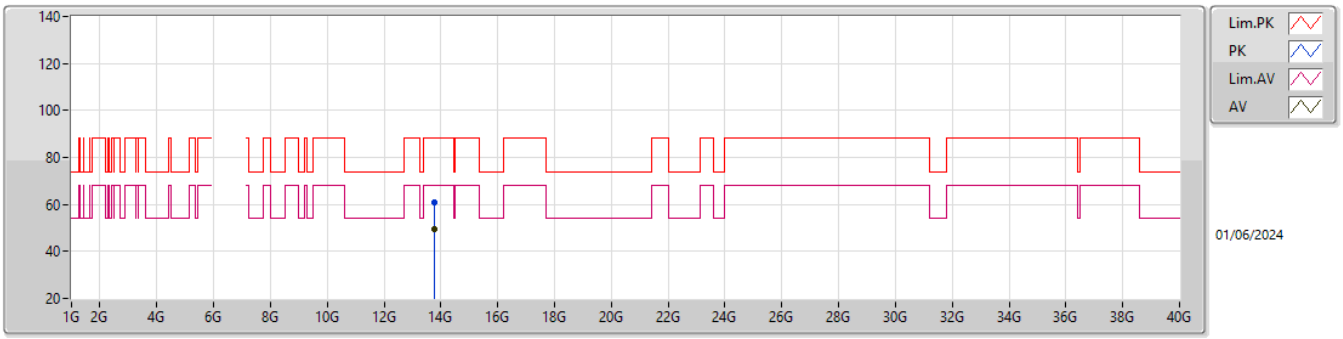

EUT Y_2TX
Setting 15
03-H-G-4

Type	Freq	Level	Limit	Margin	Raw	Dist	Condition	Azimuth	Height	Comment	AF	CL	PA
	(Hz)	(dBuV/m)	(dBuV/m)	(dB)	(dBuV)	(m)		(°)	(m)		(dB)	(dB)	(dB)
PK	13.76717G	61.08	88.20	-27.12	40.98	3	Horizontal	7	1.94	-	40.63	12.12	32.65
RMS	13.77061G	49.45	68.20	-18.75	29.34	3	Horizontal	7	1.94	-	40.64	12.12	32.65

6.525-6.875GHz_802.11be EHT40-BF_Nss1,(MCS0)_2TX

6885MHz_TX

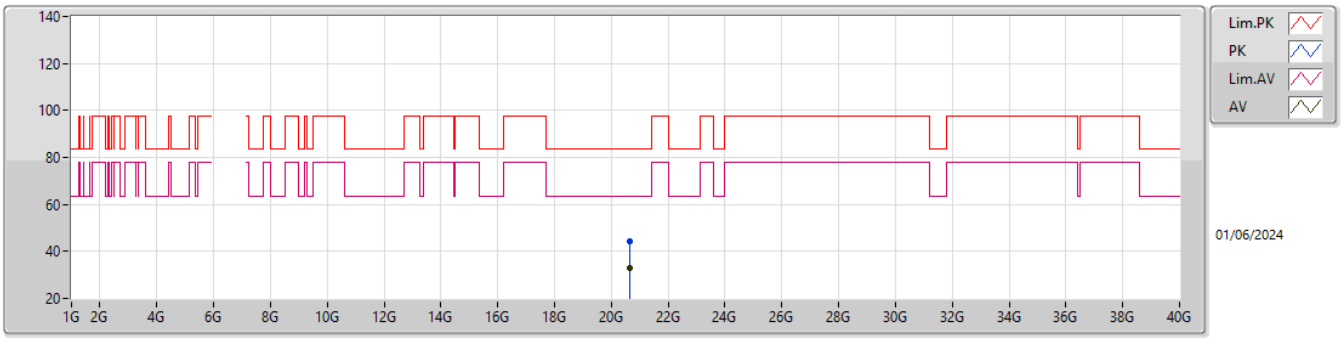

EUT Y_2TX
Setting 15
03-H-G-4

Type	Freq	Level	Limit	Margin	Raw	Dist	Condition	Azimuth	Height	Comment	AF	CL	PA
	(Hz)	(dBuV/m)	(dBuV/m)	(dB)	(dBuV)	(m)		(°)	(m)		(dB)	(dB)	(dB)
PK	20.65678G	44.55	83.54	-38.99	39.98	1	Vertical	62	1.76	-	37.90	15.73	49.06
AV	20.65664G	33.06	63.54	-30.48	28.49	1	Vertical	62	1.76	-	37.90	15.73	49.06

6.525-6.875GHz_802.11be EHT40-BF_Nss1,(MCS0)_2TX

6885MHz_TX

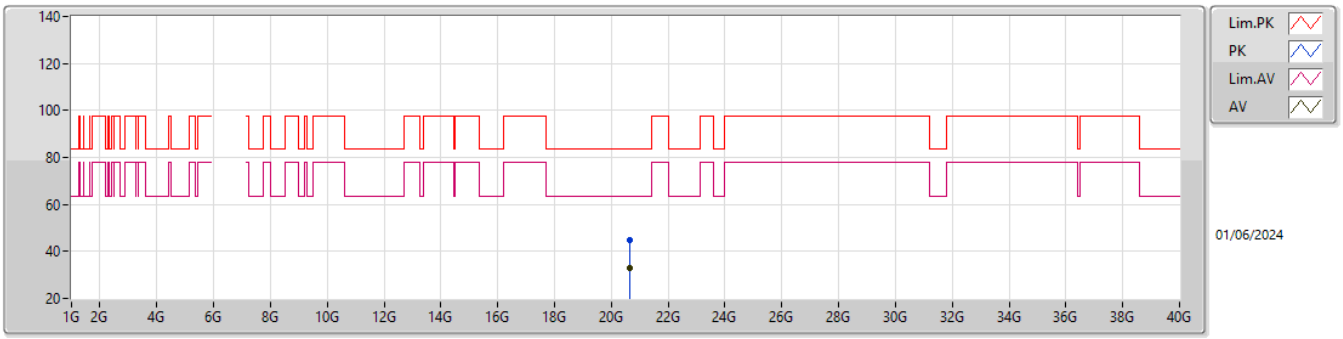

EUT Y_2TX
Setting 15
03-H-G-4

Type	Freq	Level	Limit	Margin	Raw	Dist	Condition	Azimuth	Height	Comment	AF	CL	PA
	(Hz)	(dBuV/m)	(dBuV/m)	(dB)	(dBuV)	(m)		(°)	(m)		(dB)	(dB)	(dB)
PK	20.65264G	44.95	83.54	-38.59	40.39	1	Horizontal	292	1.42	-	37.90	15.72	49.06
AV	20.65294G	33.05	63.54	-30.49	28.49	1	Horizontal	292	1.42	-	37.90	15.72	49.06

6.875-7.125GHz_802.11be EHT40-BF_Nss1,(MCS0)_2TX

6925MHz_TX

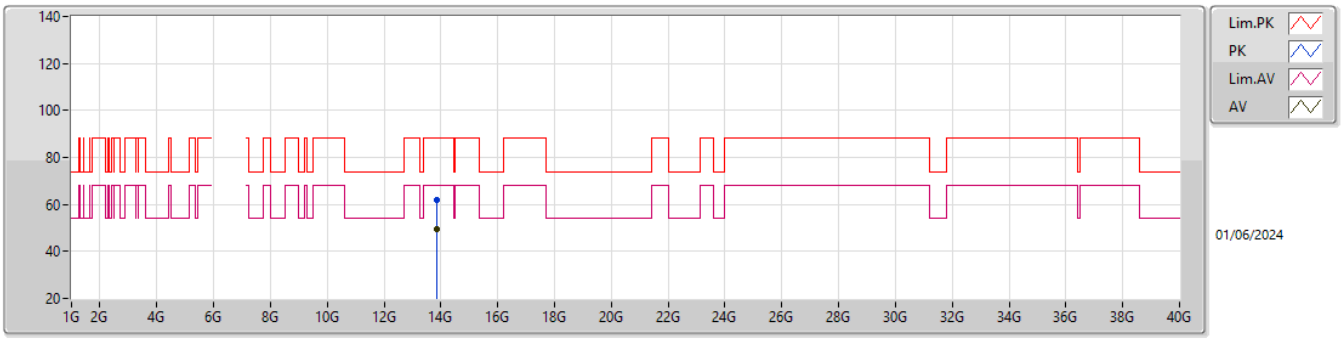

EUT Y_2TX
Setting 15
03-H-G-4

Type	Freq	Level	Limit	Margin	Raw	Dist	Condition	Azimuth	Height	Comment	AF	CL	PA
	(Hz)	(dBuV/m)	(dBuV/m)	(dB)	(dBuV)	(m)		(°)	(m)		(dB)	(dB)	(dB)
PK	13.85253G	61.64	88.20	-26.56	41.31	3	Vertical	343	2.62	-	40.81	12.15	32.63
RMS	13.84741G	49.56	68.20	-18.64	29.25	3	Vertical	343	2.62	-	40.79	12.15	32.63

6.875-7.125GHz_802.11be EHT40-BF_Nss1,(MCS0)_2TX

6925MHz_TX

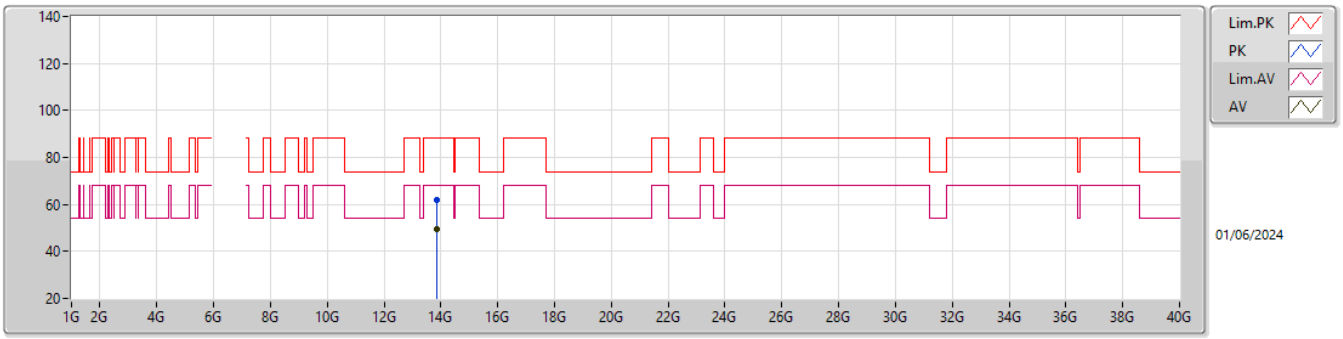

EUT Y_2TX
Setting 15
03-H-G-4

Type	Freq	Level	Limit	Margin	Raw	Dist	Condition	Azimuth	Height	Comment	AF	CL	PA
	(Hz)	(dBuV/m)	(dBuV/m)	(dB)	(dBuV)	(m)		(°)	(m)		(dB)	(dB)	(dB)
PK	13.85311G	61.66	88.20	-26.54	41.33	3	Horizontal	115	1.69	-	40.81	12.15	32.63
RMS	13.84579G	49.50	68.20	-18.70	29.19	3	Horizontal	115	1.69	-	40.79	12.15	32.63

6.875-7.125GHz_802.11be EHT40-BF_Nss1,(MCS0)_2TX

6925MHz_TX

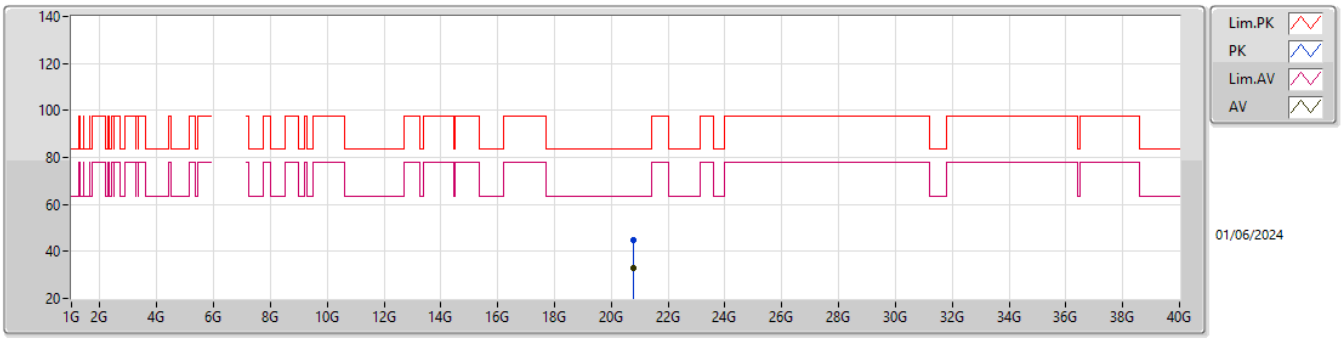

EUT Y_2TX
Setting 15
03-H-G-4

Type	Freq	Level	Limit	Margin	Raw	Dist	Condition	Azimuth	Height	Comment	AF	CL	PA
	(Hz)	(dBuV/m)	(dBuV/m)	(dB)	(dBuV)	(m)		(°)	(m)		(dB)	(dB)	(dB)
PK	20.77218G	44.93	83.54	-38.61	40.13	1	Vertical	106	1.44	-	37.98	15.82	49.00
AV	20.77938G	33.15	63.54	-30.39	28.28	1	Vertical	106	1.44	-	38.04	15.82	48.99

6.875-7.125GHz_802.11be EHT40-BF_Nss1,(MCS0)_2TX

6925MHz_TX

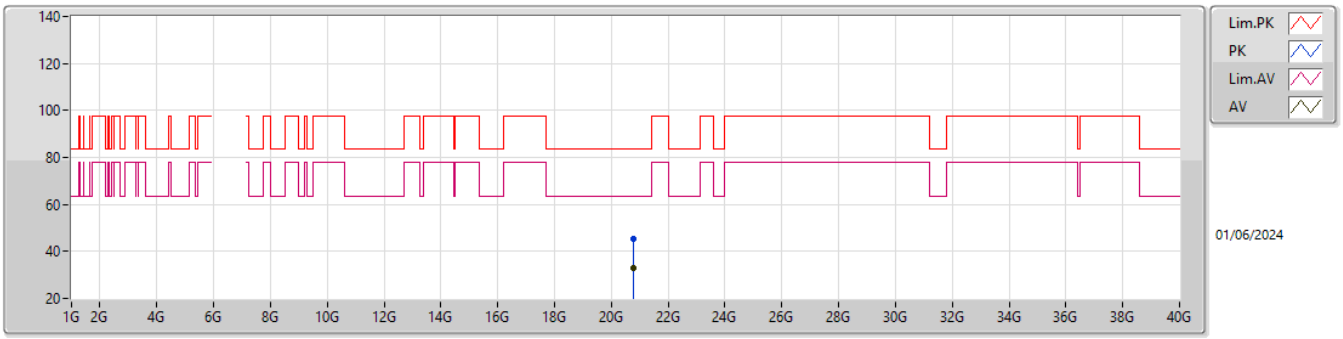

EUT Y_2TX
Setting 15
03-H-G-4

Type	Freq	Level	Limit	Margin	Raw	Dist	Condition	Azimuth	Height	Comment	AF	CL	PA
	(Hz)	(dBuV/m)	(dBuV/m)	(dB)	(dBuV)	(m)		(°)	(m)		(dB)	(dB)	(dB)
PK	20.77806G	45.24	83.54	-38.30	40.40	1	Horizontal	300	1.48	-	38.02	15.82	49.00
AV	20.77942G	33.04	63.54	-30.50	28.17	1	Horizontal	300	1.48	-	38.04	15.82	48.99

6.875-7.125GHz_802.11be EHT40-BF_Nss1,(MCS0)_2TX

7005MHz_TX

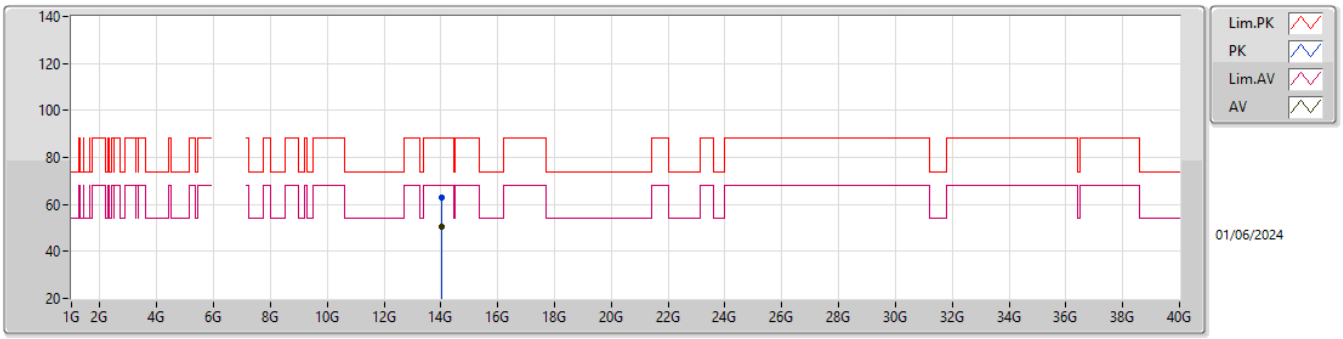

EUT Y_2TX
Setting 14
03-H-G-4

Type	Freq	Level	Limit	Margin	Raw	Dist	Condition	Azimuth	Height	Comment	AF	CL	PA
	(Hz)	(dBuV/m)	(dBuV/m)	(dB)	(dBuV)	(m)		(°)	(m)		(dB)	(dB)	(dB)
PK	14.0116G	62.72	88.20	-25.48	41.93	3	Vertical	36	1.99	-	41.20	12.20	32.61
RMS	14.01086G	50.45	68.20	-17.75	29.65	3	Vertical	36	1.99	-	41.20	12.20	32.60

6.875-7.125GHz_802.11be EHT40-BF_Nss1,(MCS0)_2TX

7005MHz_TX

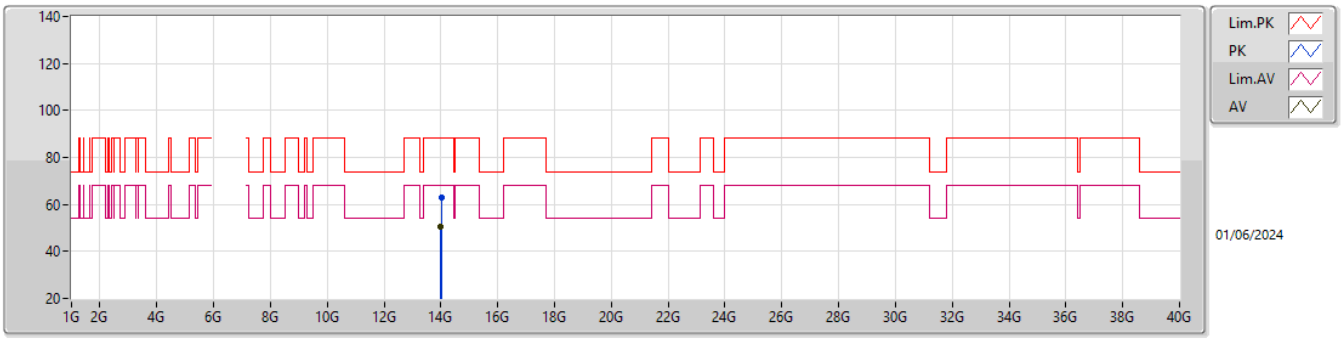

EUT Y_2TX
Setting 14
03-H-G-4

Type	Freq	Level	Limit	Margin	Raw	Dist	Condition	Azimuth	Height	Comment	AF	CL	PA
	(Hz)	(dBuV/m)	(dBuV/m)	(dB)	(dBuV)	(m)		(°)	(m)		(dB)	(dB)	(dB)
PK	14.00875G	63.13	88.20	-25.07	42.33	3	Horizontal	284	2.13	-	41.20	12.20	32.60
RMS	14.00707G	50.50	68.20	-17.70	29.70	3	Horizontal	284	2.13	-	41.20	12.20	32.60

6.875-7.125GHz_802.11be EHT40-BF_Nss1,(MCS0)_2TX

7005MHz_TX

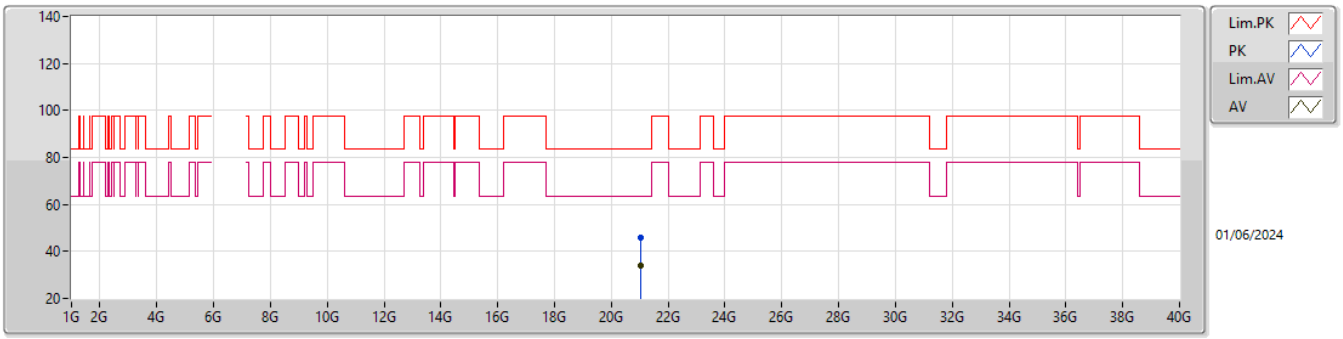

EUT Y_2TX
Setting 14
03-H-G-4

Type	Freq	Level	Limit	Margin	Raw	Dist	Condition	Azimuth	Height	Comment	AF	CL	PA
	(Hz)	(dBuV/m)	(dBuV/m)	(dB)	(dBuV)	(m)		(°)	(m)		(dB)	(dB)	(dB)
PK	21.01898G	45.98	83.54	-37.56	40.75	1	Vertical	311	1.64	-	38.09	16.02	48.88
AV	21.0153G	33.87	63.54	-29.67	28.69	1	Vertical	311	1.64	-	38.05	16.01	48.88

6.875-7.125GHz_802.11be EHT40-BF_Nss1,(MCS0)_2TX

7005MHz_TX

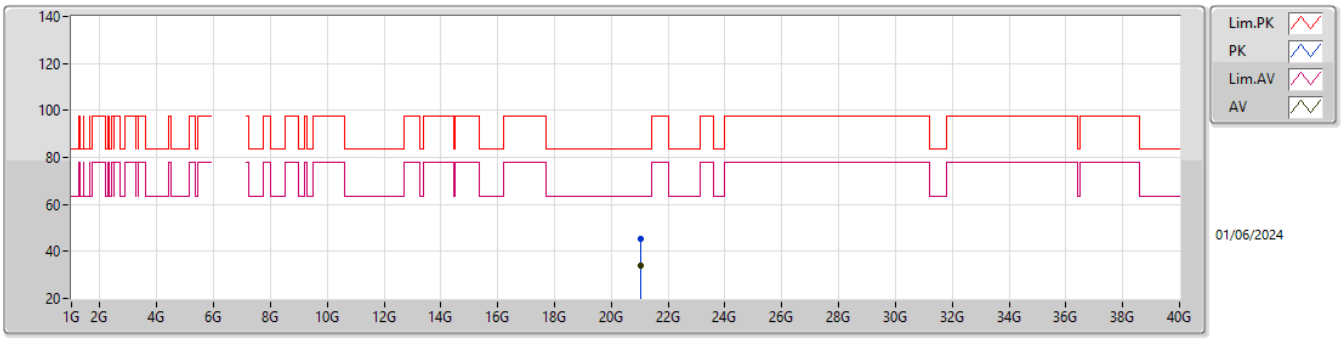

EUT Y_2TX
Setting 14
03-H-G-4

Type	Freq	Level	Limit	Margin	Raw	Dist	Condition	Azimuth	Height	Comment	AF	CL	PA
	(Hz)	(dBuV/m)	(dBuV/m)	(dB)	(dBuV)	(m)		(°)	(m)		(dB)	(dB)	(dB)
PK	21.01962G	45.58	83.54	-37.96	40.34	1	Horizontal	52	1.69	-	38.10	16.02	48.88
AV	21.01984G	33.83	63.54	-29.71	28.59	1	Horizontal	52	1.69	-	38.10	16.02	48.88

6.875-7.125GHz_802.11be EHT40-BF_Nss1,(MCS0)_2TX

7085MHz_TX

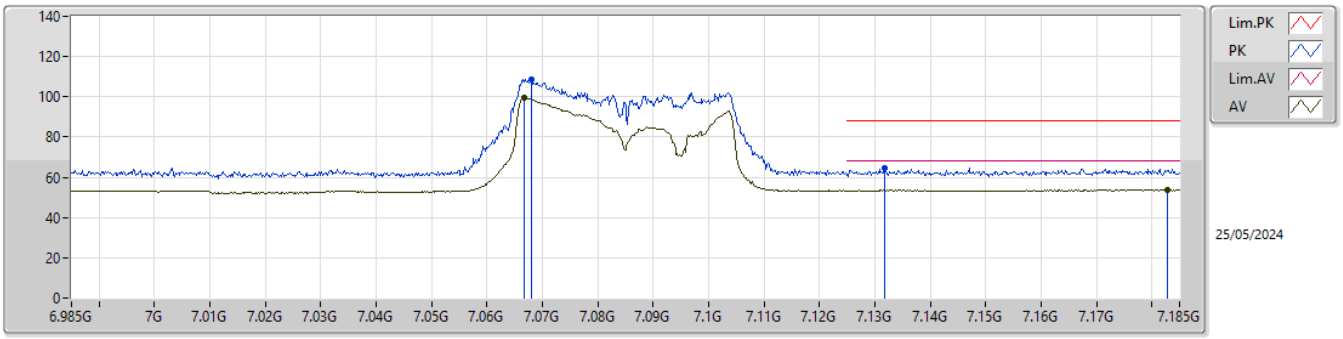

EUT Y_2TX
Setting 13
01-S-S-5-10

Type	Freq	Level	Limit	Margin	Raw	Dist	Condition	Azimuth	Height	Comment	AF	CL	PA
	(Hz)	(dBuV/m)	(dBuV/m)	(dB)	(dBuV)	(m)		(°)	(m)		(dB)	(dB)	(dB)
PK	7.068G	108.87	Inf	-Inf	97.64	3	Vertical	351	2.00	-	35.41	8.54	32.72
RMS	7.0666G	99.67	Inf	-Inf	88.45	3	Vertical	351	2.00	-	35.40	8.54	32.72
PK	7.1318G	64.71	88.20	-23.49	53.11	3	Vertical	351	2.00	-	35.79	8.51	32.70
RMS	7.1828G	53.81	68.20	-14.39	41.96	3	Vertical	351	2.00	-	36.03	8.50	32.68

6.875-7.125GHz_802.11be EHT40-BF_Nss1,(MCS0)_2TX

7085MHz_TX

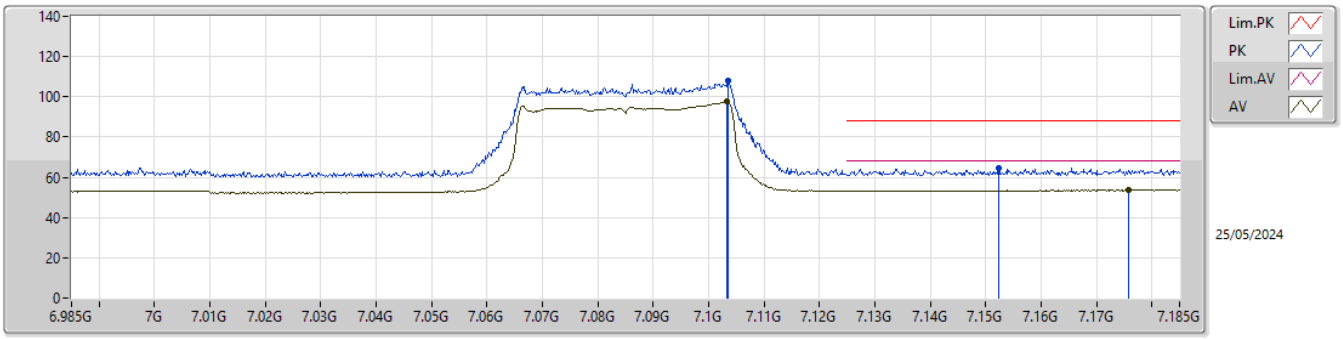

EUT Y_2TX
Setting 13
01-S-S-5-10

Type	Freq	Level	Limit	Margin	Raw	Dist	Condition	Azimuth	Height	Comment	AF	CL	PA
	(Hz)	(dBuV/m)	(dBuV/m)	(dB)	(dBuV)	(m)		(°)	(m)		(dB)	(dB)	(dB)
PK	7.1036G	107.84	Inf	-Inf	96.41	3	Horizontal	345	1.95	-	35.62	8.52	32.71
RMS	7.1034G	97.63	Inf	-Inf	86.20	3	Horizontal	345	1.95	-	35.62	8.52	32.71
PK	7.1524G	64.35	88.20	-23.85	52.62	3	Horizontal	345	1.95	-	35.91	8.51	32.69
RMS	7.1758G	53.73	68.20	-14.47	41.91	3	Horizontal	345	1.95	-	36.00	8.50	32.68

6.875-7.125GHz_802.11be EHT40-BF_Nss1,(MCS0)_2TX

7085MHz_TX

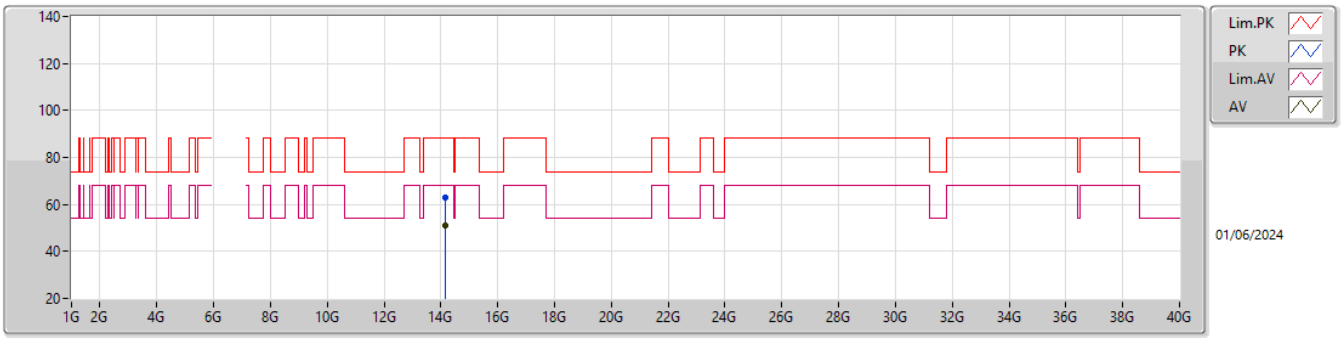

EUT Y_2TX
Setting 13
03-H-G-4

Type	Freq	Level	Limit	Margin	Raw	Dist	Condition	Azimuth	Height	Comment	AF	CL	PA
	(Hz)	(dBuV/m)	(dBuV/m)	(dB)	(dBuV)	(m)		(°)	(m)		(dB)	(dB)	(dB)
PK	14.17157G	62.79	88.20	-25.41	41.63	3	Vertical	299	2.98	-	41.59	12.25	32.68
RMS	14.1683G	50.89	68.20	-17.31	29.74	3	Vertical	299	2.98	-	41.57	12.25	32.67

6.875-7.125GHz_802.11be EHT40-BF_Nss1,(MCS0)_2TX

7085MHz_TX

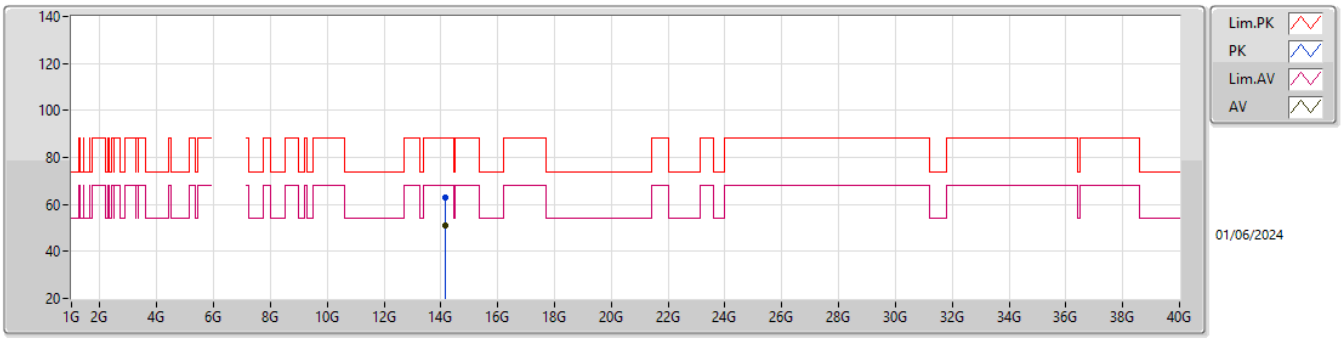

EUT Y_2TX
Setting 13
03-H-G-4

Type	Freq	Level	Limit	Margin	Raw	Dist	Condition	Azimuth	Height	Comment	AF	CL	PA
	(Hz)	(dBuV/m)	(dBuV/m)	(dB)	(dBuV)	(m)		(°)	(m)		(dB)	(dB)	(dB)
PK	14.16692G	62.90	88.20	-25.30	41.75	3	Horizontal	353	1.24	-	41.57	12.25	32.67
RMS	14.16908G	50.82	68.20	-17.38	29.66	3	Horizontal	353	1.24	-	41.58	12.25	32.67

6.875-7.125GHz_802.11be EHT40-BF_Nss1,(MCS0)_2TX

7085MHz_TX

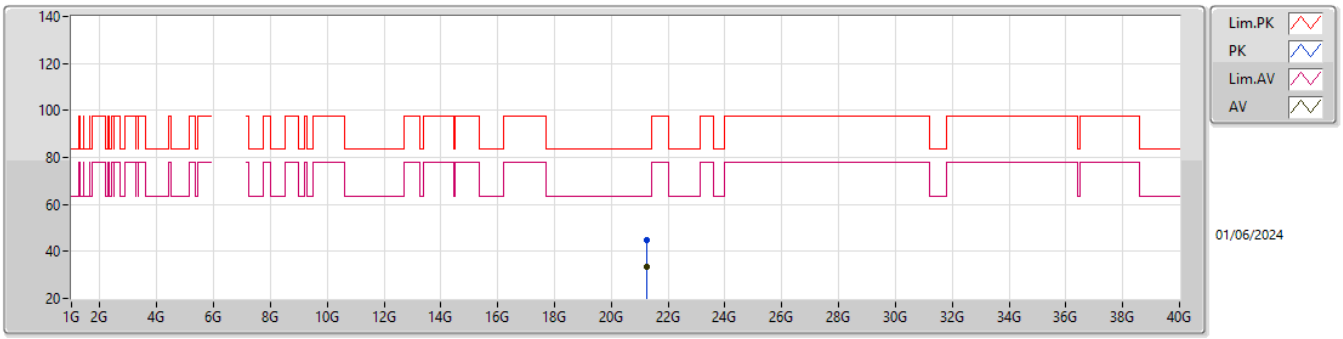

EUT Y_2TX
Setting 13
03-H-G-4

Type	Freq	Level	Limit	Margin	Raw	Dist	Condition	Azimuth	Height	Comment	AF	CL	PA
	(Hz)	(dBuV/m)	(dBuV/m)	(dB)	(dBuV)	(m)		(°)	(m)		(dB)	(dB)	(dB)
PK	21.254G	45.01	83.54	-38.53	39.63	1	Vertical	13	1.80	-	38.03	16.20	48.85
AV	21.2551G	33.38	63.54	-30.16	27.99	1	Vertical	13	1.80	-	38.04	16.20	48.85

6.875-7.125GHz_802.11be EHT40-BF_Nss1,(MCS0)_2TX

7085MHz_TX

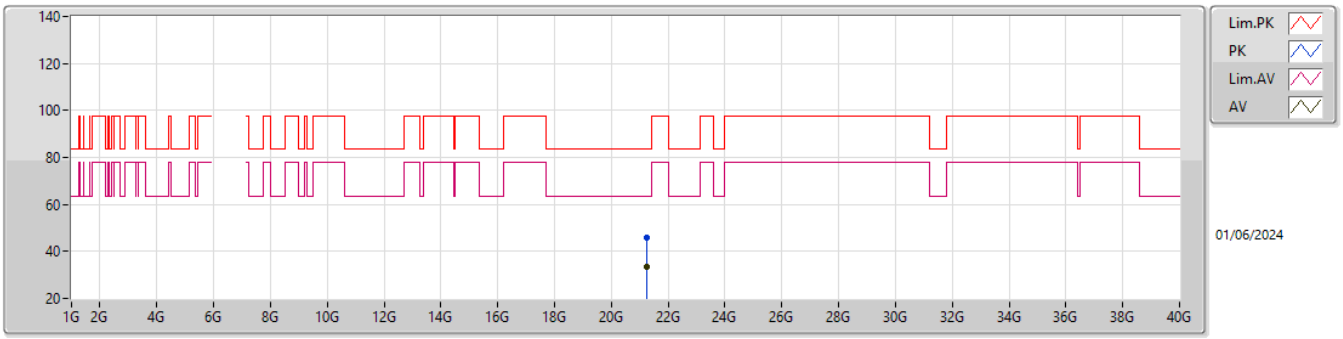

EUT Y_2TX
Setting 13
03-H-G-4

Type	Freq	Level	Limit	Margin	Raw	Dist	Condition	Azimuth	Height	Comment	AF	CL	PA
	(Hz)	(dBuV/m)	(dBuV/m)	(dB)	(dBuV)	(m)		(°)	(m)		(dB)	(dB)	(dB)
PK	21.25716G	45.72	83.54	-37.82	40.30	1	Horizontal	159	1.93	-	38.06	16.21	48.85
AV	21.25752G	33.42	63.54	-30.12	28.00	1	Horizontal	159	1.93	-	38.06	16.21	48.85

5.925-6.425GHz_802.11be EHT80-BF_Nss1,(MCS0)_2TX

5985MHz_TX

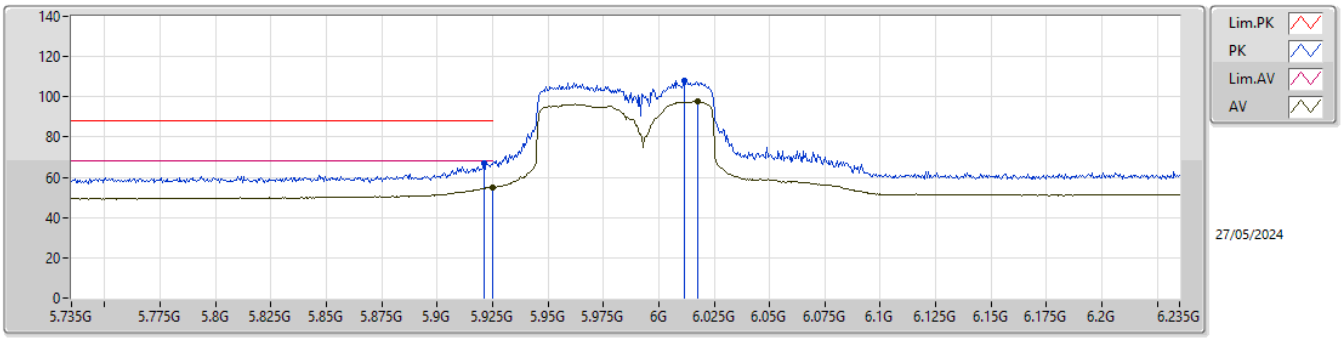

EUT Y_2TX
Setting 19
03-S-S-5-10

Type	Freq	Level	Limit	Margin	Raw	Dist	Condition	Azimuth	Height	Comment	AF	CL	PA
	(Hz)	(dBuV/m)	(dBuV/m)	(dB)	(dBuV)	(m)		(°)	(m)		(dB)	(dB)	(dB)
PK	5.921G	67.26	88.20	-20.94	60.19	3	Vertical	340	1.46	-	34.54	7.63	35.10
RMS	5.925G	55.10	68.20	-13.10	48.02	3	Vertical	340	1.46	-	34.55	7.63	35.10
PK	6.0115G	108.05	Inf	-Inf	100.89	3	Vertical	340	1.46	-	34.60	7.70	35.14
RMS	6.0175G	97.66	Inf	-Inf	90.48	3	Vertical	340	1.46	-	34.60	7.71	35.13

5.925-6.425GHz_802.11be EHT80-BF_Nss1,(MCS0)_2TX

5985MHz_TX

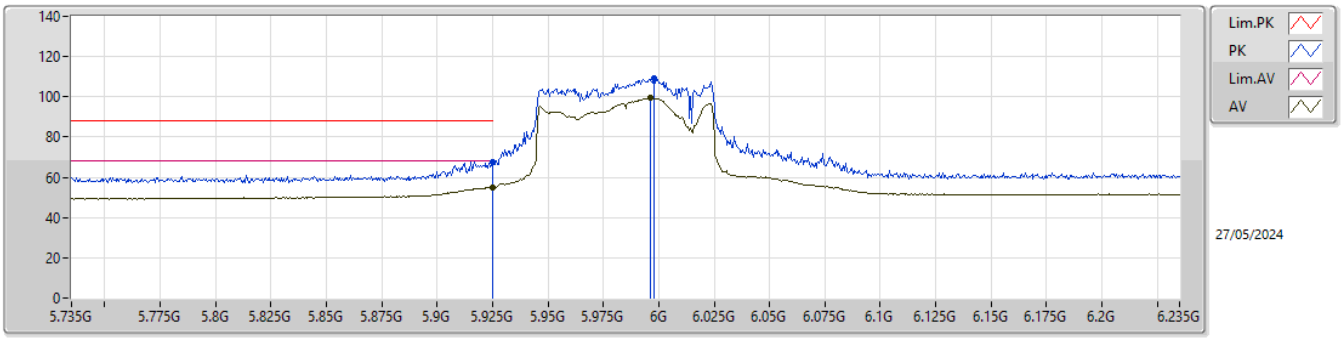

EUT Y_2TX
Setting 19
03-S-S-5-10

Type	Freq	Level	Limit	Margin	Raw	Dist	Condition	Azimuth	Height	Comment	AF	CL	PA
	(Hz)	(dBuV/m)	(dBuV/m)	(dB)	(dBuV)	(m)		(°)	(m)		(dB)	(dB)	(dB)
PK	5.925G	67.78	88.20	-20.42	60.70	3	Horizontal	339	1.03	-	34.55	7.63	35.10
RMS	5.925G	55.19	68.20	-13.01	48.11	3	Horizontal	339	1.03	-	34.55	7.63	35.10
PK	5.998G	109.46	Inf	-Inf	102.31	3	Horizontal	339	1.03	-	34.60	7.69	35.14
RMS	5.9965G	99.36	Inf	-Inf	92.21	3	Horizontal	339	1.03	-	34.60	7.69	35.14

5.925-6.425GHz_802.11be EHT80-BF_Nss1,(MCS0)_2TX

5985MHz_TX

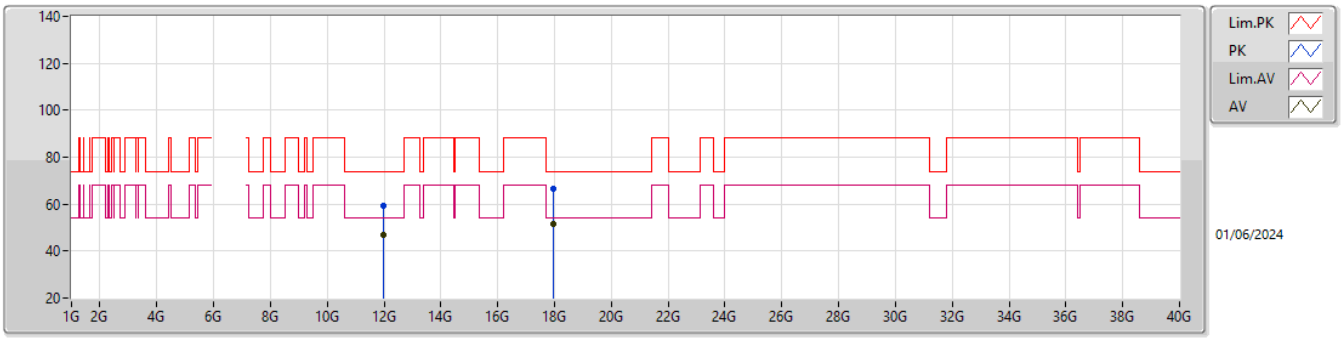

EUT Y_2TX
Setting 19
03-H-G-4

Type	Freq	Level	Limit	Margin	Raw	Dist	Condition	Azimuth	Height	Comment	AF	CL	PA
	(Hz)	(dBuV/m)	(dBuV/m)	(dB)	(dBuV)	(m)		(°)	(m)		(dB)	(dB)	(dB)
PK	11.96513G	59.41	74.00	-14.59	43.11	3	Vertical	358	1.09	-	39.17	11.50	34.37
AV	11.96527G	46.82	54.00	-7.18	30.52	3	Vertical	358	1.09	-	39.17	11.50	34.37
PK	17.95255G	66.53	74.00	-7.47	40.18	3	Vertical	234	2.21	-	44.72	13.88	32.25
AV	17.95842G	51.81	54.00	-2.19	25.42	3	Vertical	234	2.21	-	44.75	13.88	32.24

5.925-6.425GHz_802.11be EHT80-BF_Nss1,(MCS0)_2TX

5985MHz_TX

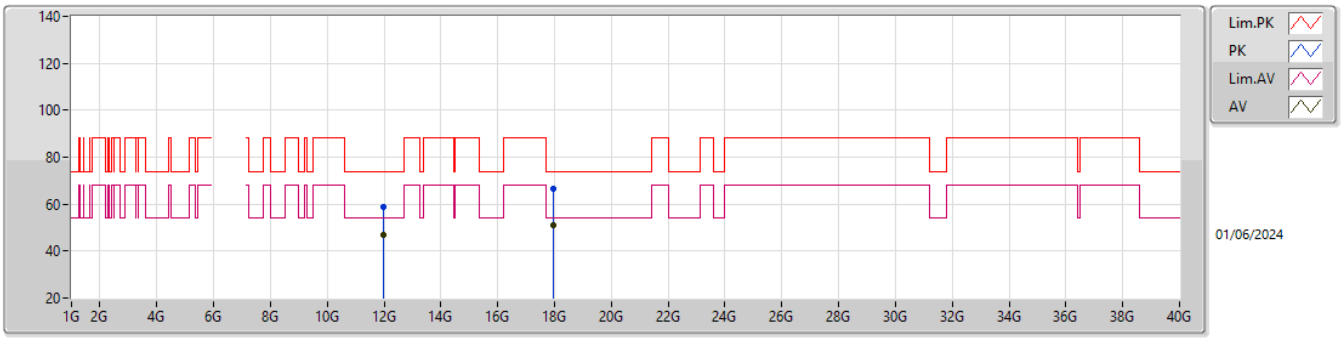

EUT Y_2TX
Setting 19
03-H-G-4

Type	Freq	Level	Limit	Margin	Raw	Dist	Condition	Azimuth	Height	Comment	AF	CL	PA
	(Hz)	(dBuV/m)	(dBuV/m)	(dB)	(dBuV)	(m)		(°)	(m)		(dB)	(dB)	(dB)
PK	11.97239G	58.82	74.00	-15.18	42.53	3	Horizontal	179	1.11	-	39.16	11.50	34.37
AV	11.96829G	46.81	54.00	-7.19	30.52	3	Horizontal	179	1.11	-	39.16	11.50	34.37
PK	17.95915G	66.48	74.00	-7.52	40.09	3	Horizontal	246	2.13	-	44.75	13.88	32.24
AV	17.95717G	51.19	54.00	-2.81	24.81	3	Horizontal	246	2.13	-	44.74	13.88	32.24

5.925-6.425GHz_802.11be EHT80-BF_Nss1,(MCS0)_2TX

5985MHz_TX

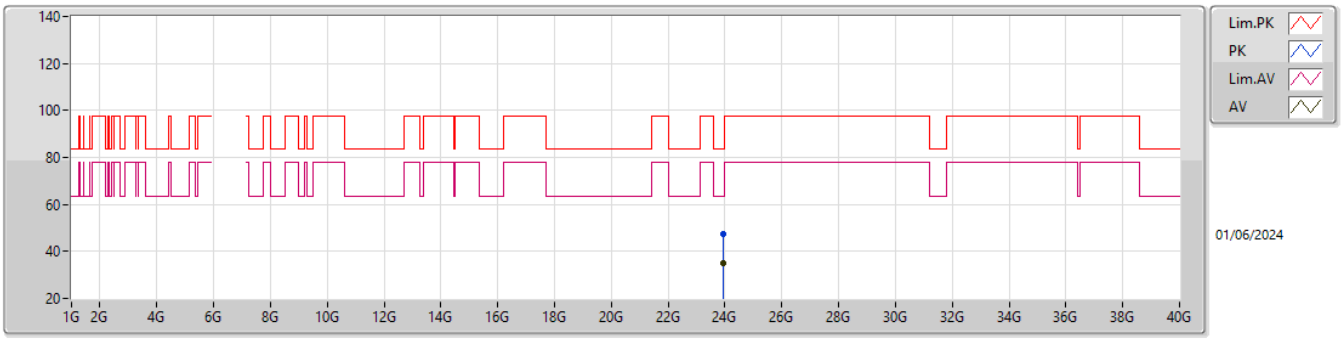

EUT Y_2TX
Setting 19
03-H-G-4

Type	Freq	Level	Limit	Margin	Raw	Dist	Condition	Azimuth	Height	Comment	AF	CL	PA
	(Hz)	(dBuV/m)	(dBuV/m)	(dB)	(dBuV)	(m)		(°)	(m)		(dB)	(dB)	(dB)
PK	23.92662G	47.57	83.54	-35.97	38.47	1	Vertical	158	1.56	-	38.85	17.38	47.13
AV	23.9308G	35.05	63.54	-28.49	25.93	1	Vertical	158	1.56	-	38.86	17.38	47.12

5.925-6.425GHz_802.11be EHT80-BF_Nss1,(MCS0)_2TX

5985MHz_TX

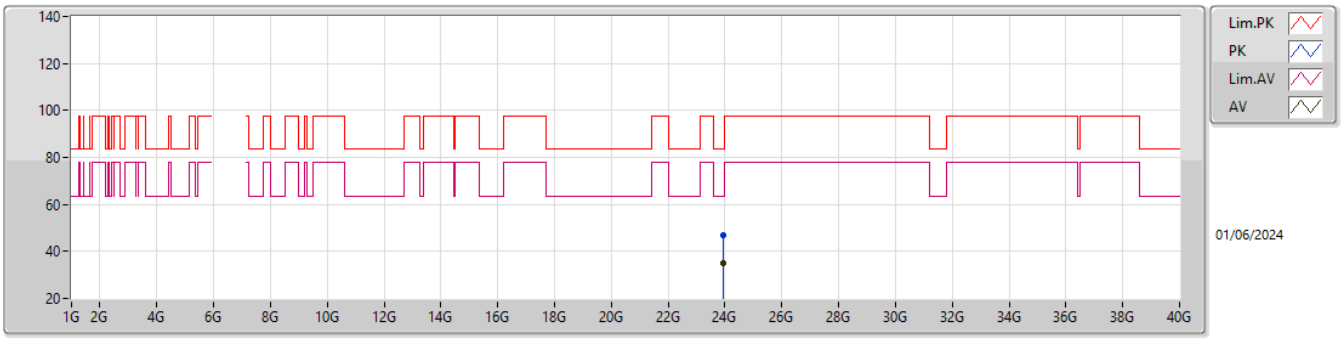

EUT Y_2TX
Setting 19
03-H-G-4

Type	Freq	Level	Limit	Margin	Raw	Dist	Condition	Azimuth	Height	Comment	AF	CL	PA
	(Hz)	(dBuV/m)	(dBuV/m)	(dB)	(dBuV)	(m)		(°)	(m)		(dB)	(dB)	(dB)
PK	23.94726G	46.79	83.54	-36.75	37.64	1	Horizontal	156	1.16	-	38.89	17.38	47.12
AV	23.95404G	35.08	63.54	-28.46	25.88	1	Horizontal	156	1.16	-	38.92	17.39	47.11

5.925-6.425GHz_802.11be EHT80-BF_Nss1,(MCS0)_2TX

6225MHz_TX

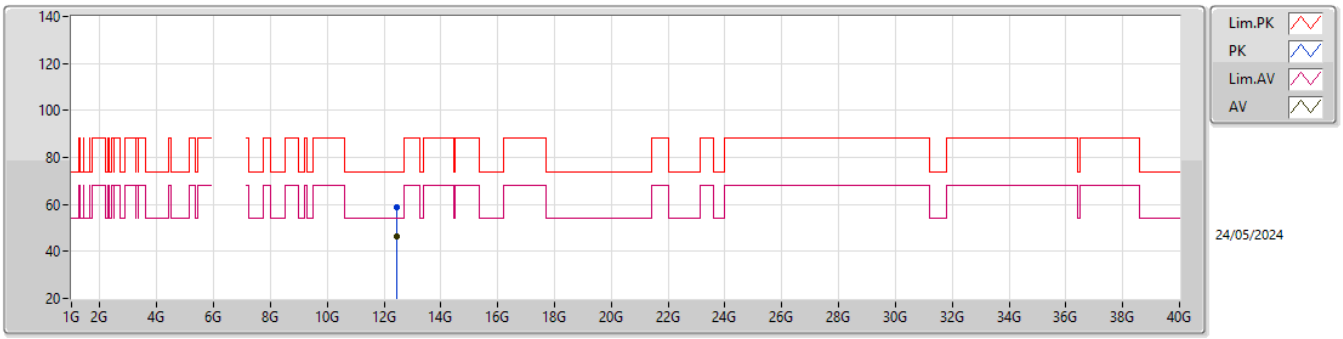

EUT Y_2TX
Setting 19
03-H-G-4

Type	Freq	Level	Limit	Margin	Raw	Dist	Condition	Azimuth	Height	Comment	AF	CL	PA
	(Hz)	(dBuV/m)	(dBuV/m)	(dB)	(dBuV)	(m)		(°)	(m)		(dB)	(dB)	(dB)
PK	12.45131G	58.62	74.00	-15.38	42.37	3	Vertical	160	2.59	-	38.60	11.67	34.02
AV	12.45259G	46.41	54.00	-7.59	30.15	3	Vertical	160	2.59	-	38.61	11.67	34.02

5.925-6.425GHz_802.11be EHT80-BF_Nss1,(MCS0)_2TX

6225MHz_TX

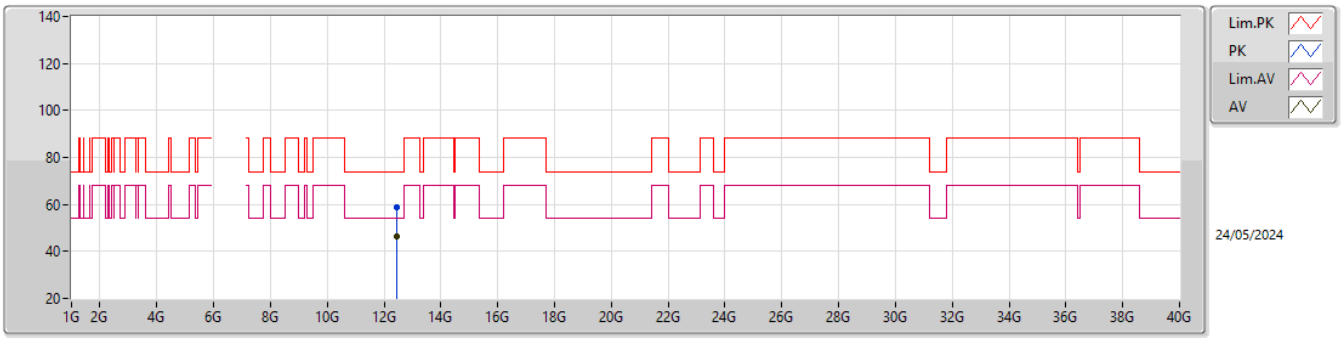

EUT Y_2TX
Setting 19
03-H-G-4

Type	Freq	Level	Limit	Margin	Raw	Dist	Condition	Azimuth	Height	Comment	AF	CL	PA
	(Hz)	(dBuV/m)	(dBuV/m)	(dB)	(dBuV)	(m)		(°)	(m)		(dB)	(dB)	(dB)
PK	12.45293G	58.56	74.00	-15.44	42.29	3	Horizontal	354	2.59	-	38.61	11.67	34.01
AV	12.44533G	46.33	54.00	-7.67	30.08	3	Horizontal	354	2.59	-	38.60	11.67	34.02

5.925-6.425GHz_802.11be EHT80-BF_Nss1,(MCS0)_2TX

6225MHz_TX

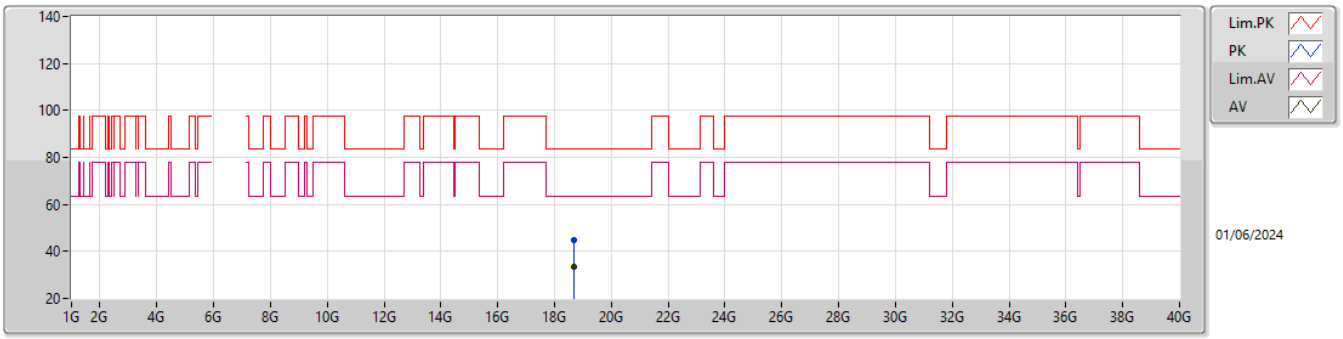

EUT Y_2TX
Setting 19
03-H-G-4

Type	Freq	Level	Limit	Margin	Raw	Dist	Condition	Azimuth	Height	Comment	AF	CL	PA
	(Hz)	(dBuV/m)	(dBuV/m)	(dB)	(dBuV)	(m)		(°)	(m)		(dB)	(dB)	(dB)
PK	18.67478G	44.96	83.54	-38.58	41.55	1	Vertical	314	1.90	-	37.70	15.27	49.56
AV	18.67044G	33.19	63.54	-30.35	29.76	1	Vertical	314	1.90	-	37.72	15.27	49.56

5.925-6.425GHz_802.11be EHT80-BF_Nss1,(MCS0)_2TX

6225MHz_TX

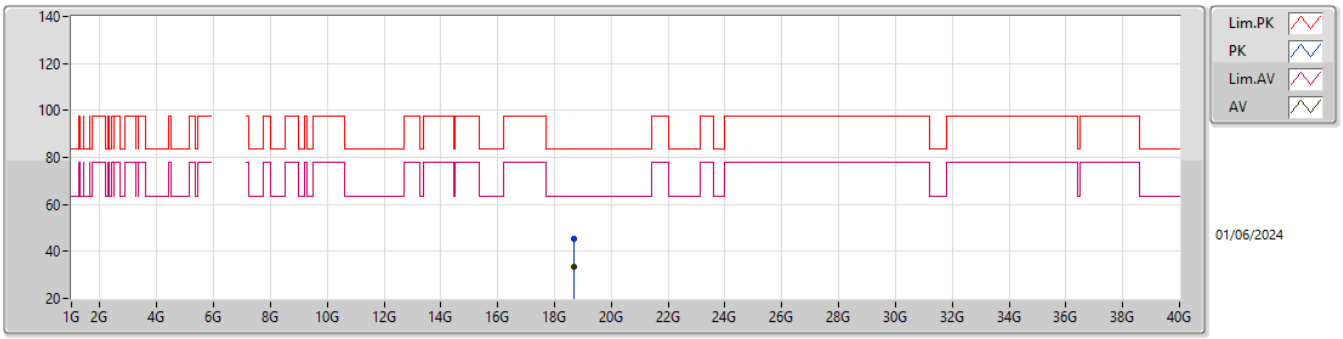

EUT Y_2TX
Setting 19
03-H-G-4

Type	Freq	Level	Limit	Margin	Raw	Dist	Condition	Azimuth	Height	Comment	AF	CL	PA
	(Hz)	(dBuV/m)	(dBuV/m)	(dB)	(dBuV)	(m)		(°)	(m)		(dB)	(dB)	(dB)
PK	18.6785G	45.13	83.54	-38.41	41.73	1	Horizontal	201	1.75	-	37.69	15.27	49.56
AV	18.67078G	33.19	63.54	-30.35	29.76	1	Horizontal	201	1.75	-	37.72	15.27	49.56

5.925-6.425GHz_802.11be EHT80-BF_Nss1,(MCS0)_2TX

6385MHz_TX

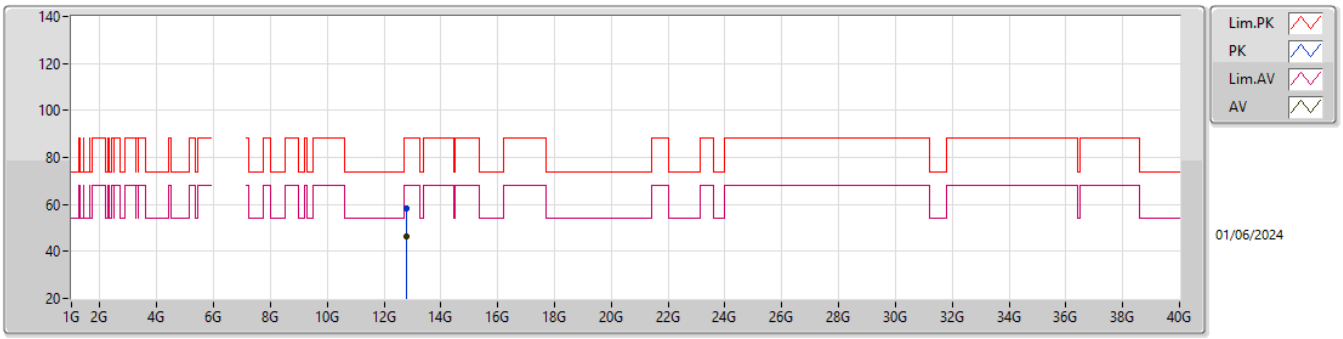

EUT Y_2TX
Setting 20
03-H-G-4

Type	Freq	Level	Limit	Margin	Raw	Dist	Condition	Azimuth	Height	Comment	AF	CL	PA
	(Hz)	(dBuV/m)	(dBuV/m)	(dB)	(dBuV)	(m)		(°)	(m)		(dB)	(dB)	(dB)
PK	12.77411G	58.50	88.20	-29.70	41.43	3	Vertical	213	2.47	-	38.90	11.78	33.61
RMS	12.77478G	46.44	68.20	-21.76	29.37	3	Vertical	213	2.47	-	38.90	11.78	33.61

5.925-6.425GHz_802.11be EHT80-BF_Nss1,(MCS0)_2TX

6385MHz_TX

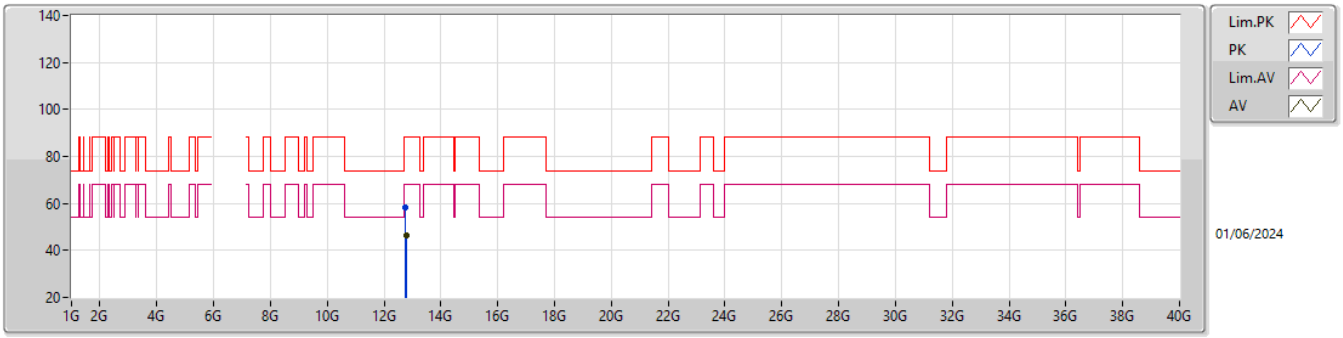

EUT Y_2TX
Setting 20
03-H-G-4

Type	Freq	Level	Limit	Margin	Raw	Dist	Condition	Azimuth	Height	Comment	AF	CL	PA
	(Hz)	(dBuV/m)	(dBuV/m)	(dB)	(dBuV)	(m)		(°)	(m)		(dB)	(dB)	(dB)
PK	12.76815G	58.28	88.20	-29.92	41.25	3	Horizontal	157	1.81	-	38.87	11.78	33.62
RMS	12.77443G	46.44	68.20	-21.76	29.37	3	Horizontal	157	1.81	-	38.90	11.78	33.61

5.925-6.425GHz_802.11be EHT80-BF_Nss1,(MCS0)_2TX

6385MHz_TX

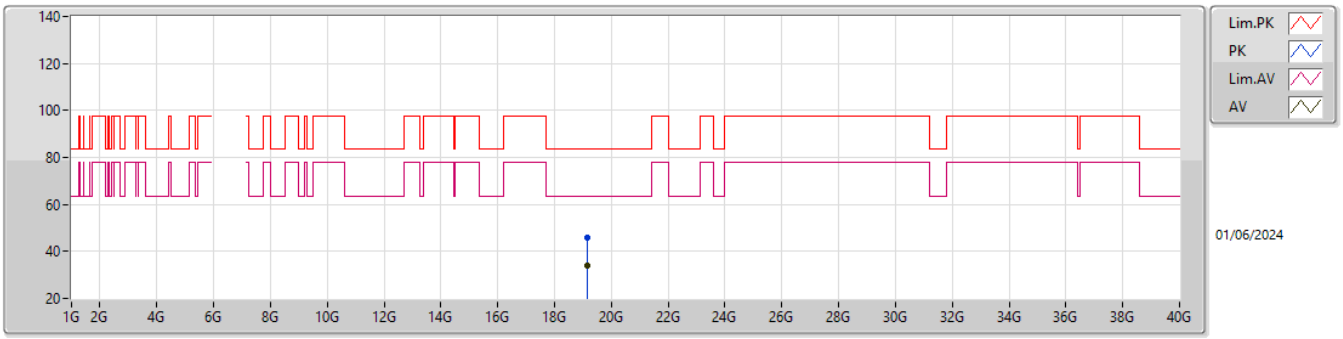

EUT Y_2TX
Setting 20
03-H-G-4

Type	Freq	Level	Limit	Margin	Raw	Dist	Condition	Azimuth	Height	Comment	AF	CL	PA
	(Hz)	(dBuV/m)	(dBuV/m)	(dB)	(dBuV)	(m)		(°)	(m)		(dB)	(dB)	(dB)
PK	19.15458G	45.61	83.54	-37.93	42.09	1	Vertical	204	1.50	-	37.73	15.24	49.45
AV	19.1572G	33.78	63.54	-29.76	30.25	1	Vertical	204	1.50	-	37.74	15.24	49.45

5.925-6.425GHz_802.11be EHT80-BF_Nss1,(MCS0)_2TX

6385MHz_TX

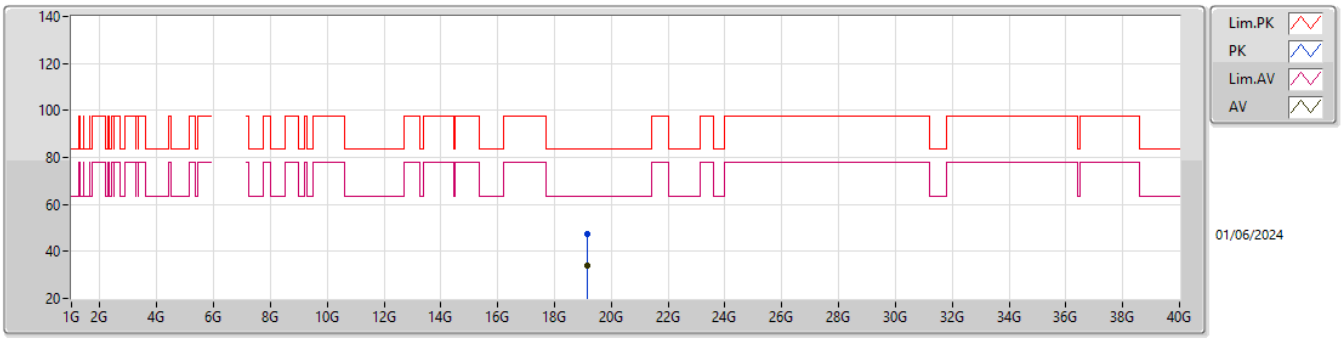

EUT Y_2TX
Setting 20
03-H-G-4

Type	Freq	Level	Limit	Margin	Raw	Dist	Condition	Azimuth	Height	Comment	AF	CL	PA
	(Hz)	(dBuV/m)	(dBuV/m)	(dB)	(dBuV)	(m)		(°)	(m)		(dB)	(dB)	(dB)
PK	19.15786G	47.16	83.54	-36.38	43.62	1	Horizontal	353	1.38	-	37.75	15.24	49.45
AV	19.15392G	33.79	63.54	-29.75	30.27	1	Horizontal	353	1.38	-	37.72	15.24	49.44

6.425-6.525GHz_802.11be EHT80-BF_Nss1,(MCS0)_2TX

6465MHz_TX

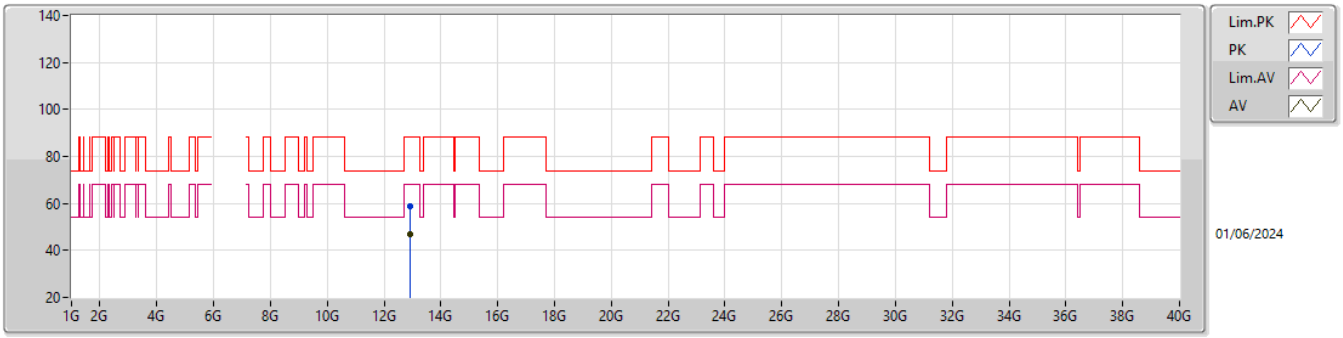

EUT Y_2TX
Setting 18
03-H-G-4

Type	Freq	Level	Limit	Margin	Raw	Dist	Condition	Azimuth	Height	Comment	AF	CL	PA
	(Hz)	(dBuV/m)	(dBuV/m)	(dB)	(dBuV)	(m)		(°)	(m)		(dB)	(dB)	(dB)
PK	12.92862G	58.57	88.20	-29.63	40.87	3	Vertical	132	1.92	-	39.26	11.84	33.40
RMS	12.92994G	46.70	68.20	-21.50	29.00	3	Vertical	132	1.92	-	39.26	11.84	33.40

6.425-6.525GHz_802.11be EHT80-BF_Nss1,(MCS0)_2TX

6465MHz_TX

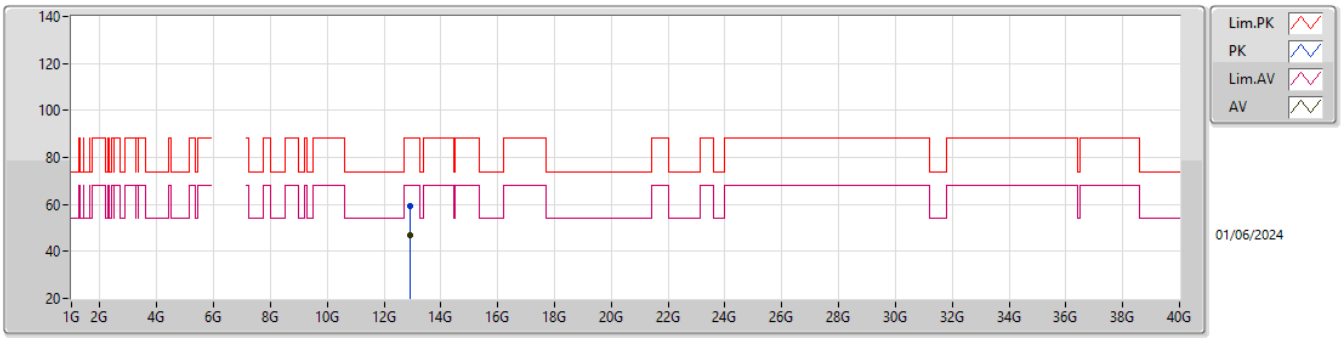

EUT Y_2TX
Setting 18
03-H-G-4

Type	Freq	Level	Limit	Margin	Raw	Dist	Condition	Azimuth	Height	Comment	AF	CL	PA
	(Hz)	(dBuV/m)	(dBuV/m)	(dB)	(dBuV)	(m)		(°)	(m)		(dB)	(dB)	(dB)
PK	12.93152G	59.06	88.20	-29.14	41.35	3	Horizontal	43	1.48	-	39.26	11.84	33.39
RMS	12.92648G	46.69	68.20	-21.51	29.00	3	Horizontal	43	1.48	-	39.25	11.84	33.40

6.425-6.525GHz_802.11be EHT80-BF_Nss1,(MCS0)_2TX

6465MHz_TX

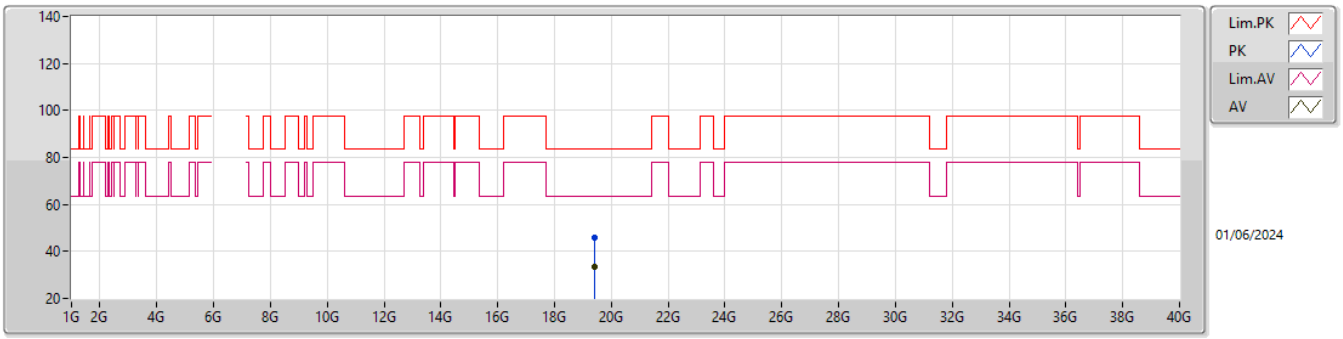

EUT Y_2TX
Setting 18
03-H-G-4

Type	Freq	Level	Limit	Margin	Raw	Dist	Condition	Azimuth	Height	Comment	AF	CL	PA
	(Hz)	(dBuV/m)	(dBuV/m)	(dB)	(dBuV)	(m)		(°)	(m)		(dB)	(dB)	(dB)
PK	19.3954G	45.85	83.54	-37.69	42.25	1	Vertical	36	1.79	-	37.98	15.23	49.61
AV	19.39862G	33.61	63.54	-29.93	30.00	1	Vertical	36	1.79	-	37.99	15.23	49.61

6.425-6.525GHz_802.11be EHT80-BF_Nss1,(MCS0)_2TX

6465MHz_TX

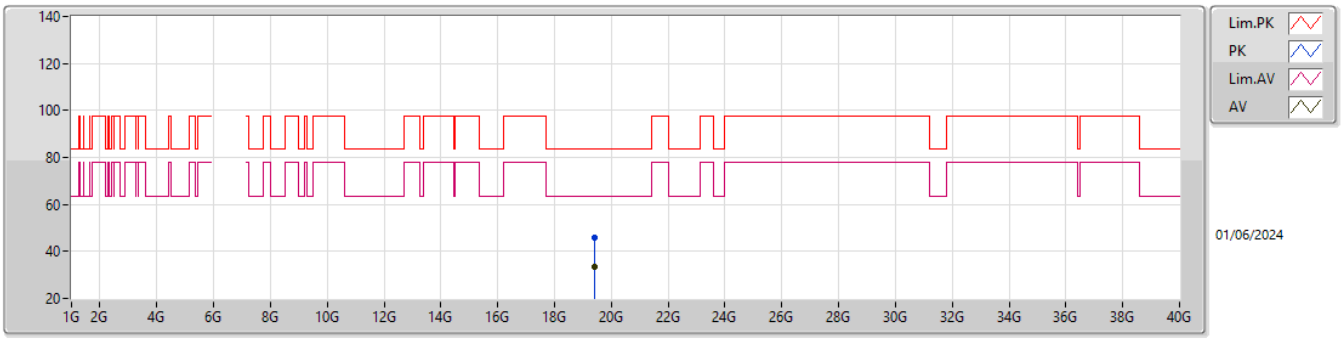

EUT Y_2TX
Setting 18
03-H-G-4

Type	Freq	Level	Limit	Margin	Raw	Dist	Condition	Azimuth	Height	Comment	AF	CL	PA
	(Hz)	(dBuV/m)	(dBuV/m)	(dB)	(dBuV)	(m)		(°)	(m)		(dB)	(dB)	(dB)
PK	19.39162G	45.91	83.54	-37.63	42.32	1	Horizontal	293	1.79	-	37.97	15.23	49.61
AV	19.3974G	33.60	63.54	-29.94	29.99	1	Horizontal	293	1.79	-	37.99	15.23	49.61

6.425-6.525GHz_802.11be EHT80-BF_Nss1,(MCS0)_2TX

6545MHz_TX

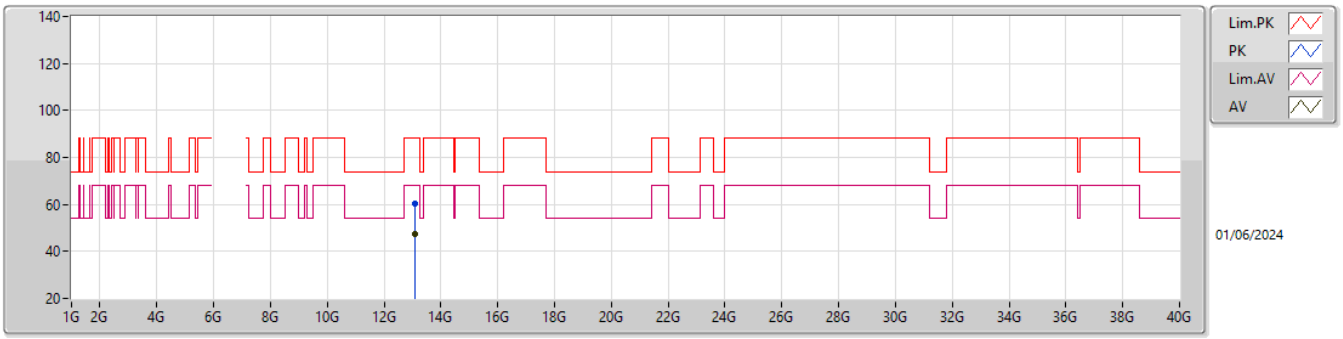

EUT Y_2TX
Setting 18
03-H-G-4

Type	Freq	Level	Limit	Margin	Raw	Dist	Condition	Azimuth	Height	Comment	AF	CL	PA
	(Hz)	(dBuV/m)	(dBuV/m)	(dB)	(dBuV)	(m)		(°)	(m)		(dB)	(dB)	(dB)
PK	13.09116G	60.48	88.20	-27.72	42.22	3	Vertical	137	1.04	-	39.56	11.89	33.19
RMS	13.09423G	47.60	68.20	-20.60	29.32	3	Vertical	137	1.04	-	39.58	11.89	33.19

6.425-6.525GHz_802.11be EHT80-BF_Nss1,(MCS0)_2TX

6545MHz_TX

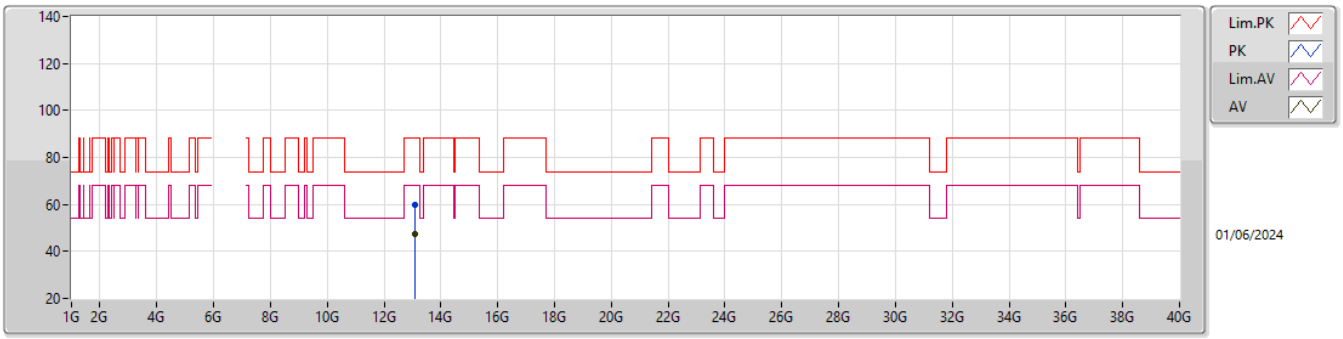

EUT Y_2TX
Setting 18
03-H-G-4

Type	Freq	Level	Limit	Margin	Raw	Dist	Condition	Azimuth	Height	Comment	AF	CL	PA
	(Hz)	(dBuV/m)	(dBuV/m)	(dB)	(dBuV)	(m)		(°)	(m)		(dB)	(dB)	(dB)
PK	13.09018G	59.91	88.20	-28.29	41.65	3	Horizontal	336	2.82	-	39.56	11.89	33.19
RMS	13.0924G	47.65	68.20	-20.55	29.38	3	Horizontal	336	2.82	-	39.57	11.89	33.19

6.425-6.525GHz_802.11be EHT80-BF_Nss1,(MCS0)_2TX

6545MHz_TX

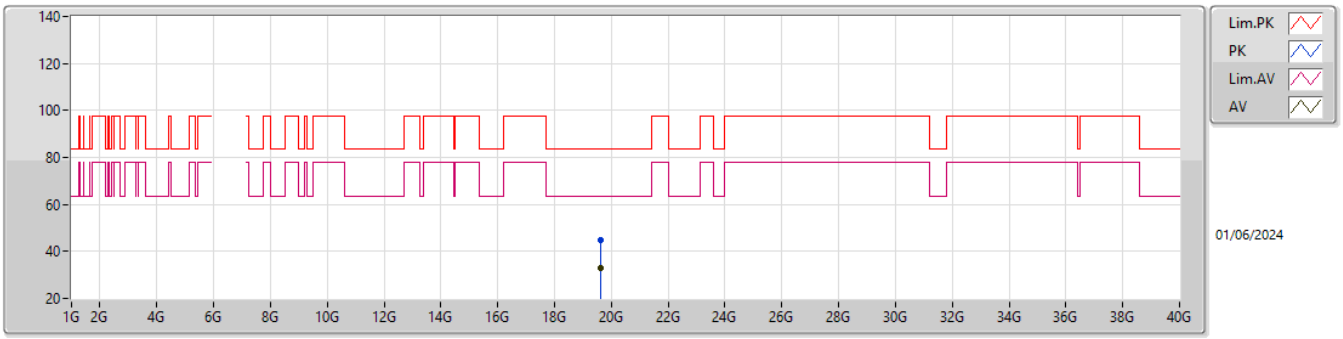

EUT Y_2TX
Setting 18
03-H-G-4

Type	Freq	Level	Limit	Margin	Raw	Dist	Condition	Azimuth	Height	Comment	AF	CL	PA
	(Hz)	(dBuV/m)	(dBuV/m)	(dB)	(dBuV)	(m)		(°)	(m)		(dB)	(dB)	(dB)
PK	19.63336G	44.93	83.54	-38.61	41.28	1	Vertical	211	1.84	-	38.00	15.22	49.57
AV	19.63002G	33.13	63.54	-30.41	29.50	1	Vertical	211	1.84	-	37.98	15.22	49.57

6.425-6.525GHz_802.11be EHT80-BF_Nss1,(MCS0)_2TX

6545MHz_TX

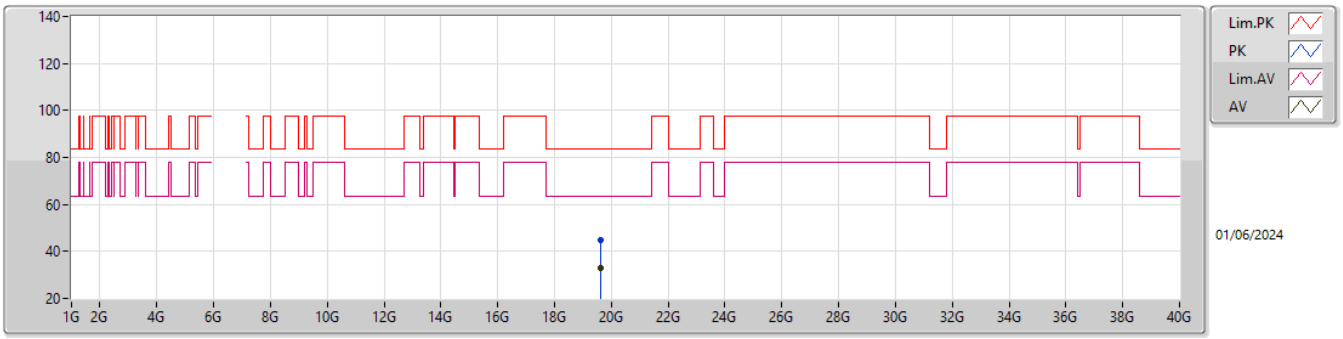

EUT Y_2TX
Setting 18
03-H-G-4

Type	Freq	Level	Limit	Margin	Raw	Dist	Condition	Azimuth	Height	Comment	AF	CL	PA
	(Hz)	(dBuV/m)	(dBuV/m)	(dB)	(dBuV)	(m)		(°)	(m)		(dB)	(dB)	(dB)
PK	19.6353G	44.68	83.54	-38.86	41.02	1	Horizontal	135	1.56	-	38.01	15.22	49.57
AV	19.63102G	33.13	63.54	-30.41	29.49	1	Horizontal	135	1.56	-	37.99	15.22	49.57

6.525-6.875GHz_802.11be EHT80-BF_Nss1,(MCS0)_2TX

6625MHz_TX

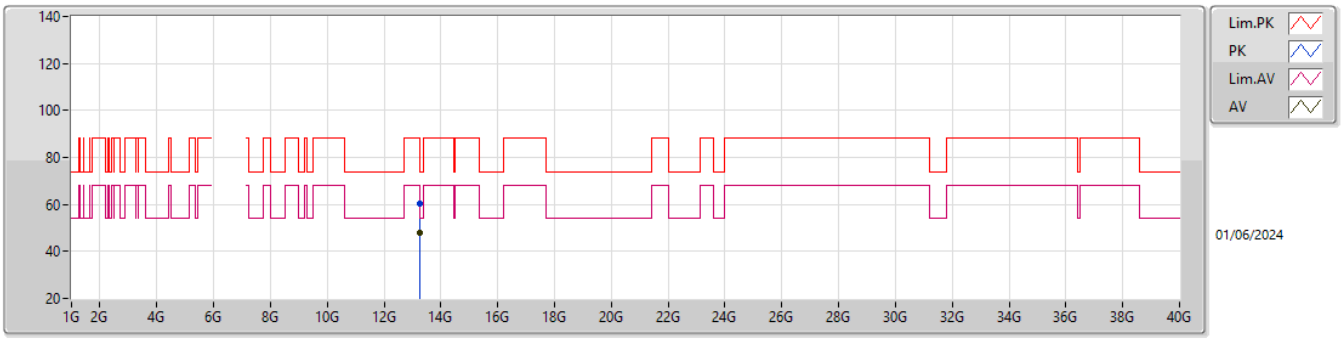

EUT Y_2TX
Setting 17
03-H-G-4

Type	Freq	Level	Limit	Margin	Raw	Dist	Condition	Azimuth	Height	Comment	AF	CL	PA
	(Hz)	(dBuV/m)	(dBuV/m)	(dB)	(dBuV)	(m)		(°)	(m)		(dB)	(dB)	(dB)
PK	13.24881G	60.40	88.20	-27.80	41.56	3	Vertical	158	2.77	-	39.90	11.94	33.00
RMS	13.24899G	48.03	68.20	-20.17	29.19	3	Vertical	158	2.77	-	39.90	11.94	33.00

6.525-6.875GHz_802.11be EHT80-BF_Nss1,(MCS0)_2TX

6625MHz_TX

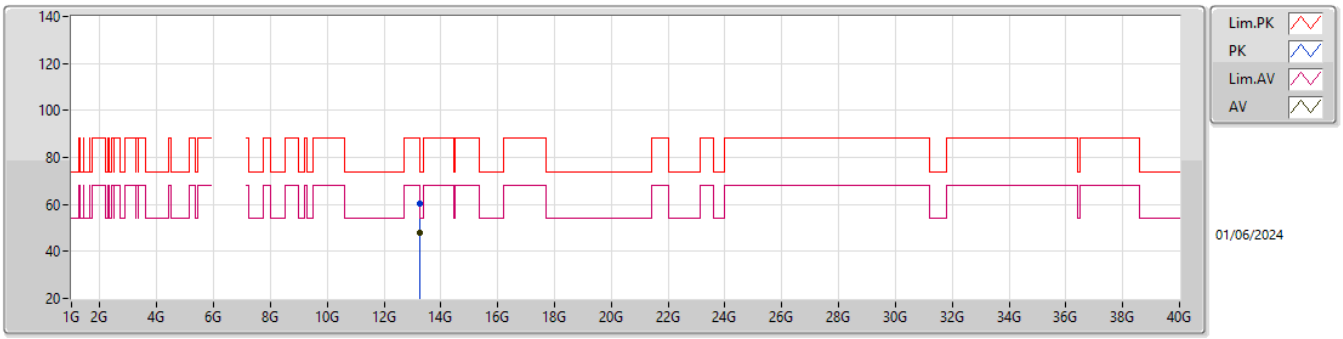

EUT Y_2TX
Setting 17
03-H-G-4

Type	Freq	Level	Limit	Margin	Raw	Dist	Condition	Azimuth	Height	Comment	AF	CL	PA
	(Hz)	(dBuV/m)	(dBuV/m)	(dB)	(dBuV)	(m)		(°)	(m)		(dB)	(dB)	(dB)
PK	13.24685G	60.57	88.20	-27.63	41.74	3	Horizontal	86	2.47	-	39.89	11.94	33.00
RMS	13.24879G	48.03	68.20	-20.17	29.19	3	Horizontal	86	2.47	-	39.90	11.94	33.00

6.525-6.875GHz_802.11be EHT80-BF_Nss1,(MCS0)_2TX

6625MHz_TX

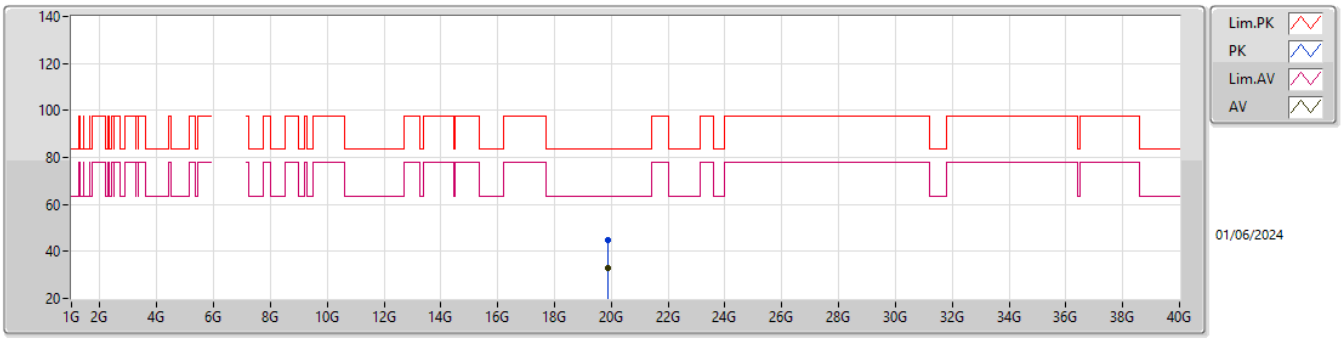

EUT Y_2TX
Setting 17
03-H-G-4

Type	Freq	Level	Limit	Margin	Raw	Dist	Condition	Azimuth	Height	Comment	AF	CL	PA
	(Hz)	(dBuV/m)	(dBuV/m)	(dB)	(dBuV)	(m)		(°)	(m)		(dB)	(dB)	(dB)
PK	19.87996G	45.06	83.54	-38.48	41.44	1	Vertical	344	1.39	-	37.78	15.21	49.37
AV	19.87894G	32.85	63.54	-30.69	29.24	1	Vertical	344	1.39	-	37.77	15.21	49.37

6.525-6.875GHz_802.11be EHT80-BF_Nss1,(MCS0)_2TX

6625MHz_TX

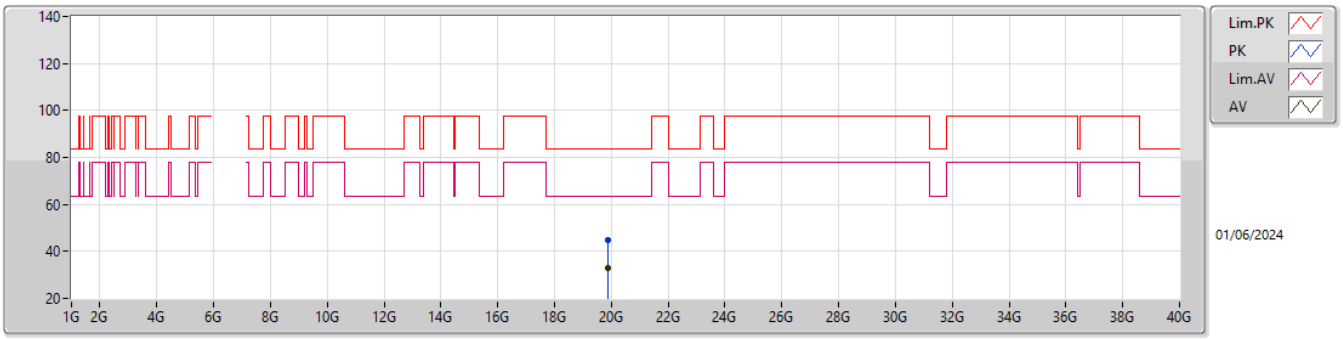

EUT Y_2TX
Setting 17
03-H-G-4

Type	Freq	Level	Limit	Margin	Raw	Dist	Condition	Azimuth	Height	Comment	AF	CL	PA
	(Hz)	(dBuV/m)	(dBuV/m)	(dB)	(dBuV)	(m)		(°)	(m)		(dB)	(dB)	(dB)
PK	19.8782G	44.90	83.54	-38.64	41.29	1	Horizontal	216	1.45	-	37.77	15.21	49.37
AV	19.8738G	32.92	63.54	-30.62	29.34	1	Horizontal	216	1.45	-	37.74	15.21	49.37

6.525-6.875GHz_802.11be EHT80-BF_Nss1,(MCS0)_2TX

6705MHz_TX

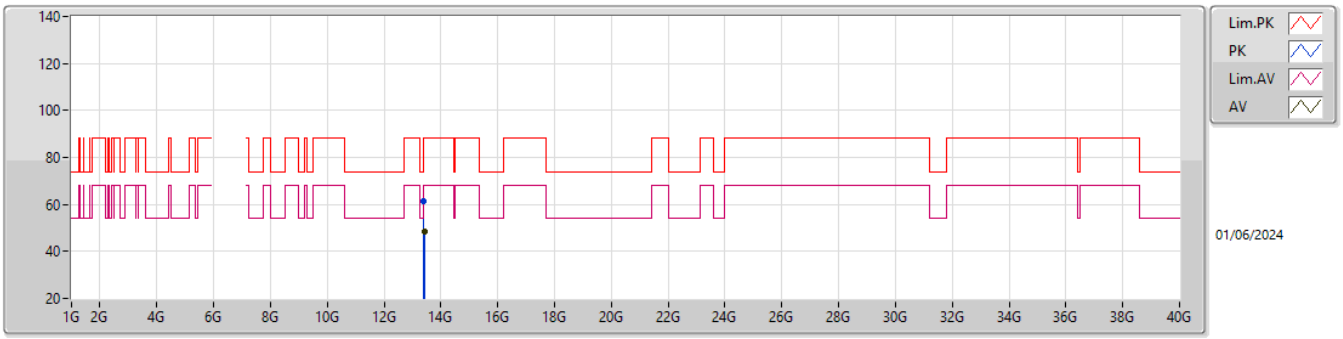

EUT Y_2TX
Setting 17
03-H-G-4

Type	Freq	Level	Limit	Margin	Raw	Dist	Condition	Azimuth	Height	Comment	AF	CL	PA
	(Hz)	(dBuV/m)	(dBuV/m)	(dB)	(dBuV)	(m)		(°)	(m)		(dB)	(dB)	(dB)
PK	13.40657G	61.47	88.20	-26.73	42.17	3	Vertical	358	1.99	-	40.11	12.00	32.81
RMS	13.41374G	48.36	68.20	-19.84	29.03	3	Vertical	358	1.99	-	40.13	12.00	32.80

6.525-6.875GHz_802.11be EHT80-BF_Nss1,(MCS0)_2TX

6705MHz_TX

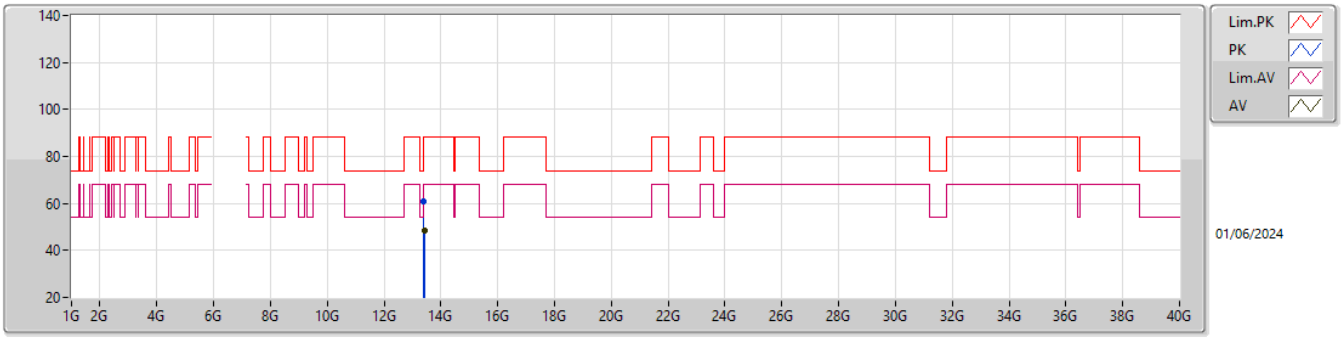

EUT Y_2TX
Setting 17
03-H-G-4

Type	Freq	Level	Limit	Margin	Raw	Dist	Condition	Azimuth	Height	Comment	AF	CL	PA
	(Hz)	(dBuV/m)	(dBuV/m)	(dB)	(dBuV)	(m)		(°)	(m)		(dB)	(dB)	(dB)
PK	13.40649G	60.74	88.20	-27.46	41.44	3	Horizontal	113	2.87	-	40.11	12.00	32.81
RMS	13.41465G	48.30	68.20	-19.90	28.97	3	Horizontal	113	2.87	-	40.13	12.00	32.80

6.525-6.875GHz_802.11be EHT80-BF_Nss1,(MCS0)_2TX

6705MHz_TX

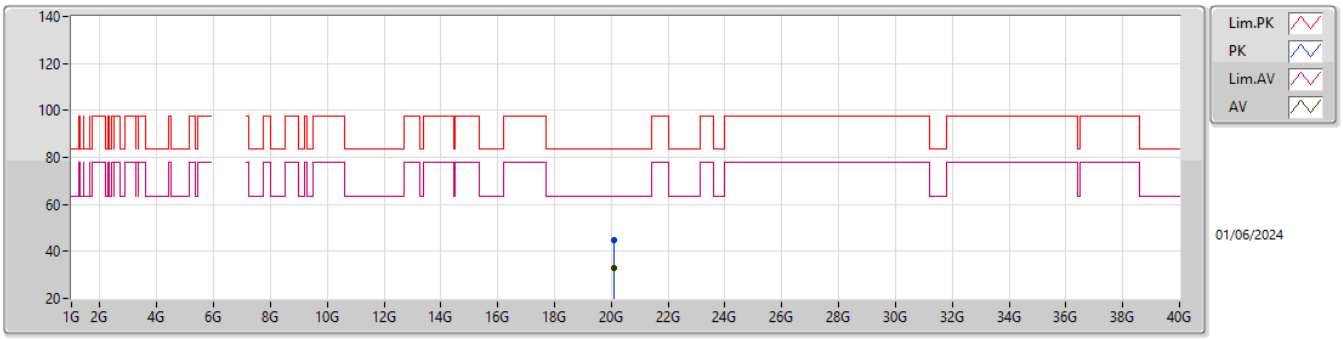

EUT Y_2TX
Setting 17
03-H-G-4

Type	Freq	Level	Limit	Margin	Raw	Dist	Condition	Azimuth	Height	Comment	AF	CL	PA
	(Hz)	(dBuV/m)	(dBuV/m)	(dB)	(dBuV)	(m)		(°)	(m)		(dB)	(dB)	(dB)
PK	20.11554G	44.86	83.54	-38.68	41.00	1	Vertical	140	1.86	-	37.81	15.29	49.24
AV	20.11228G	32.89	63.54	-30.65	29.01	1	Vertical	140	1.86	-	37.83	15.29	49.24

6.525-6.875GHz_802.11be EHT80-BF_Nss1,(MCS0)_2TX

6705MHz_TX

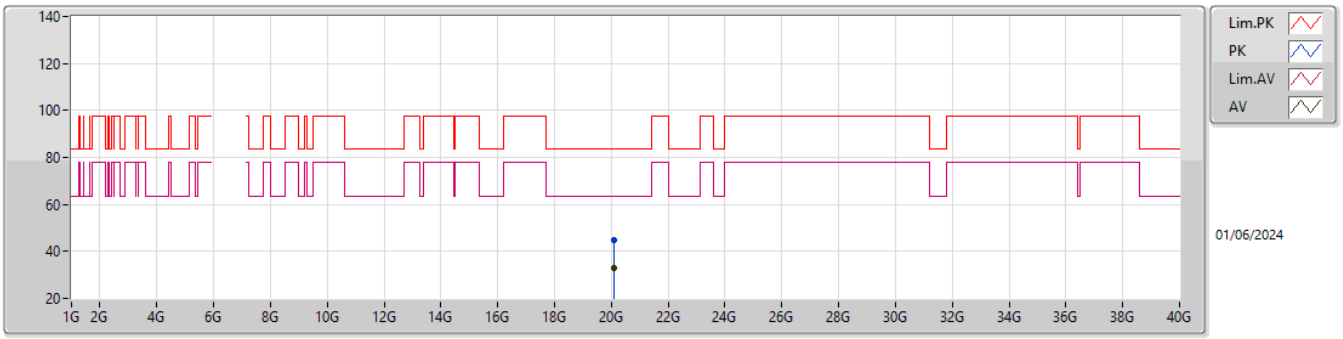

EUT Y_2TX
Setting 17
03-H-G-4

Type	Freq	Level	Limit	Margin	Raw	Dist	Condition	Azimuth	Height	Comment	AF	CL	PA
	(Hz)	(dBuV/m)	(dBuV/m)	(dB)	(dBuV)	(m)		(°)	(m)		(dB)	(dB)	(dB)
PK	20.11224G	44.67	83.54	-38.87	40.79	1	Horizontal	351	1.48	-	37.83	15.29	49.24
AV	20.11454G	32.88	63.54	-30.66	29.02	1	Horizontal	351	1.48	-	37.81	15.29	49.24

6.525-6.875GHz_802.11be EHT80-BF_Nss1,(MCS0)_2TX

6785MHz_TX

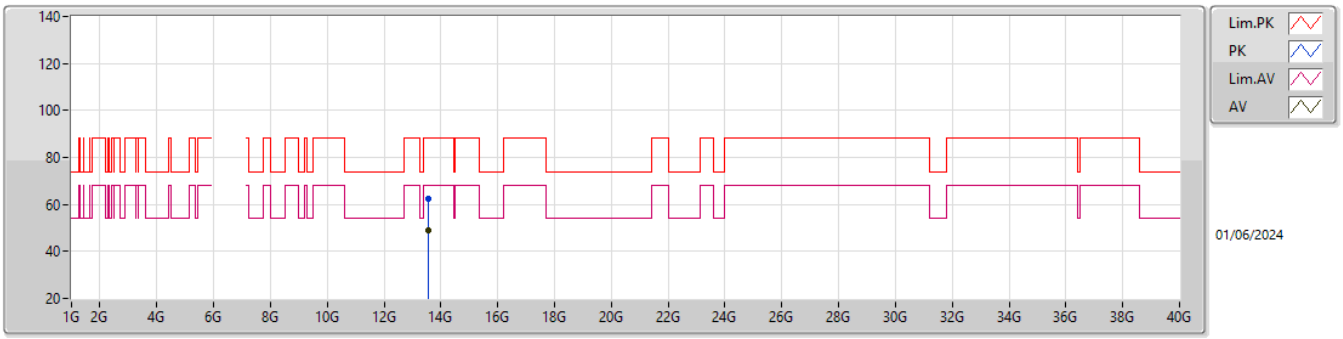

EUT Y_2TX
Setting 17
03-H-G-4

Type	Freq	Level	Limit	Margin	Raw	Dist	Condition	Azimuth	Height	Comment	AF	CL	PA
	(Hz)	(dBuV/m)	(dBuV/m)	(dB)	(dBuV)	(m)		(°)	(m)		(dB)	(dB)	(dB)
PK	13.56867G	62.18	88.20	-26.02	42.42	3	Vertical	273	1.98	-	40.40	12.05	32.69
RMS	13.57466G	48.80	68.20	-19.40	29.03	3	Vertical	273	1.98	-	40.40	12.06	32.69

6.525-6.875GHz_802.11be EHT80-BF_Nss1,(MCS0)_2TX

6785MHz_TX

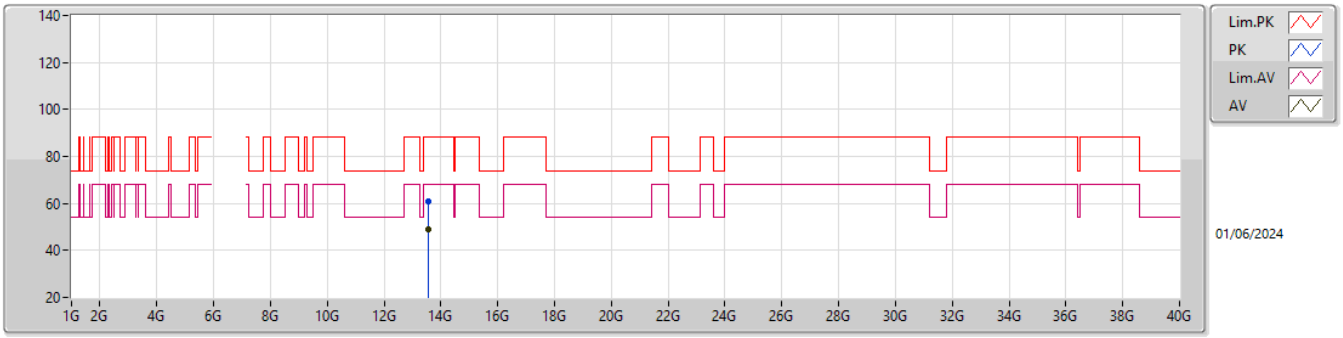

EUT Y_2TX
Setting 17
03-H-G-4

Type	Freq	Level	Limit	Margin	Raw	Dist	Condition	Azimuth	Height	Comment	AF	CL	PA
	(Hz)	(dBuV/m)	(dBuV/m)	(dB)	(dBuV)	(m)		(°)	(m)		(dB)	(dB)	(dB)
PK	13.56588G	60.62	88.20	-27.58	40.86	3	Horizontal	38	2.38	-	40.40	12.05	32.69
RMS	13.57454G	48.87	68.20	-19.33	29.10	3	Horizontal	38	2.38	-	40.40	12.06	32.69

6.525-6.875GHz_802.11be EHT80-BF_Nss1,(MCS0)_2TX

6785MHz_TX

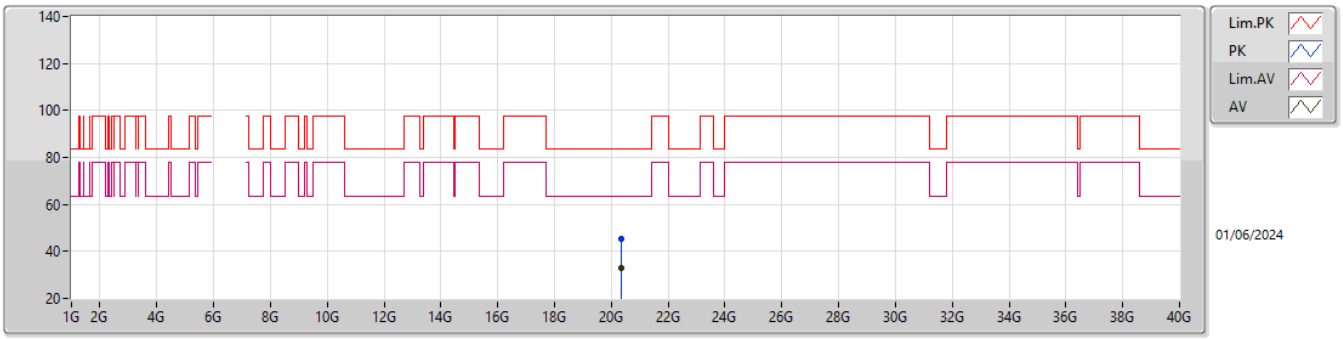

EUT Y_2TX
Setting 17
03-H-G-4

Type	Freq	Level	Limit	Margin	Raw	Dist	Condition	Azimuth	Height	Comment	AF	CL	PA
	(Hz)	(dBuV/m)	(dBuV/m)	(dB)	(dBuV)	(m)		(°)	(m)		(dB)	(dB)	(dB)
PK	20.35412G	45.11	83.54	-38.43	40.72	1	Vertical	145	1.47	-	38.09	15.48	49.18
AV	20.35664G	33.08	63.54	-30.46	28.68	1	Vertical	145	1.47	-	38.09	15.49	49.18

6.525-6.875GHz_802.11be EHT80-BF_Nss1,(MCS0)_2TX

6785MHz_TX

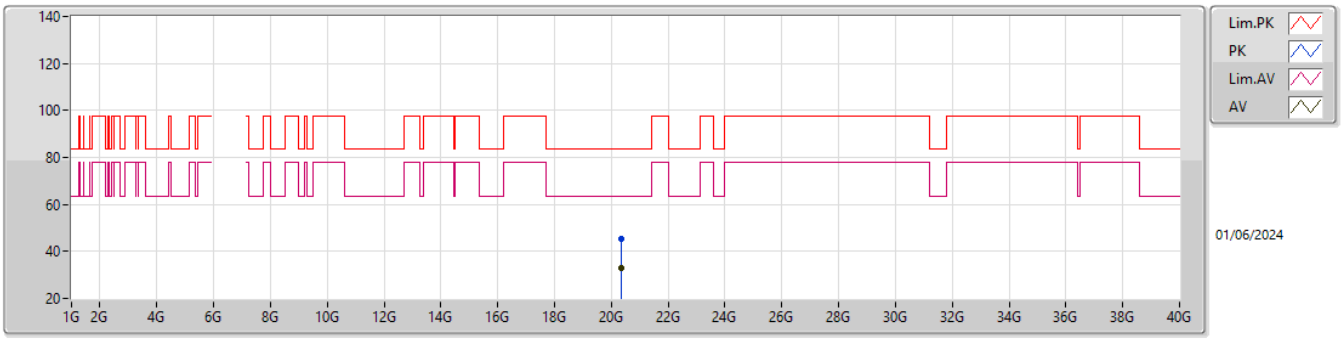

EUT Y_2TX
Setting 17
03-H-G-4

Type	Freq	Level	Limit	Margin	Raw	Dist	Condition	Azimuth	Height	Comment	AF	CL	PA
	(Hz)	(dBuV/m)	(dBuV/m)	(dB)	(dBuV)	(m)		(°)	(m)		(dB)	(dB)	(dB)
PK	20.3583G	45.57	83.54	-37.97	41.18	1	Horizontal	200	1.93	-	38.08	15.49	49.18
AV	20.35662G	33.08	63.54	-30.46	28.68	1	Horizontal	200	1.93	-	38.09	15.49	49.18

6.525-6.875GHz_802.11be EHT80-BF_Nss1,(MCS0)_2TX

6865MHz_TX

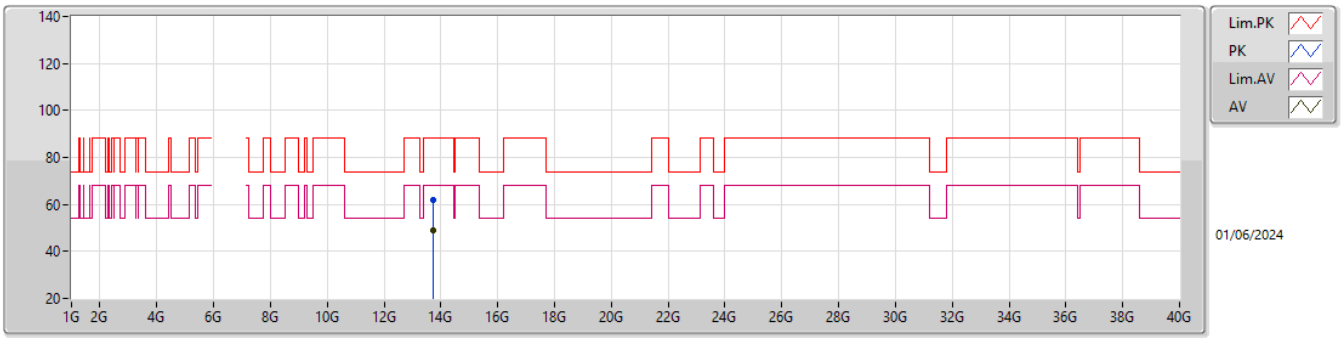

EUT Y_2TX
Setting 17
03-H-G-4

Type	Freq	Level	Limit	Margin	Raw	Dist	Condition	Azimuth	Height	Comment	AF	CL	PA
	(Hz)	(dBuV/m)	(dBuV/m)	(dB)	(dBuV)	(m)		(°)	(m)		(dB)	(dB)	(dB)
PK	13.7333G	61.73	88.20	-26.47	41.74	3	Vertical	251	1.30	-	40.53	12.11	32.65
RMS	13.73158G	49.15	68.20	-19.05	29.16	3	Vertical	251	1.30	-	40.53	12.11	32.65

6.525-6.875GHz_802.11be EHT80-BF_Nss1,(MCS0)_2TX

6865MHz_TX

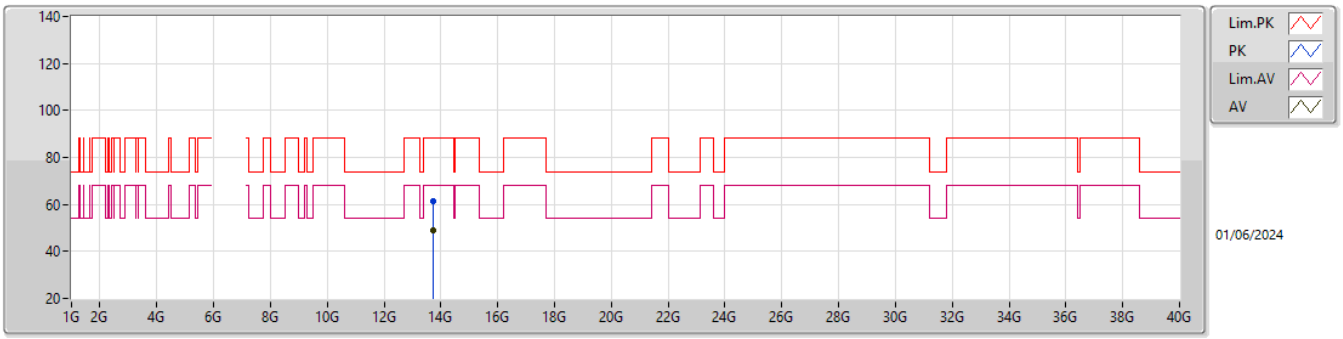

EUT Y_2TX
Setting 17
03-H-G-4

Type	Freq	Level	Limit	Margin	Raw	Dist	Condition	Azimuth	Height	Comment	AF	CL	PA
	(Hz)	(dBuV/m)	(dBuV/m)	(dB)	(dBuV)	(m)		(°)	(m)		(dB)	(dB)	(dB)
PK	13.73411G	61.43	88.20	-26.77	41.43	3	Horizontal	255	2.73	-	40.54	12.11	32.65
RMS	13.7311G	49.14	68.20	-19.06	29.16	3	Horizontal	255	2.73	-	40.52	12.11	32.65

6.525-6.875GHz_802.11be EHT80-BF_Nss1,(MCS0)_2TX

6865MHz_TX

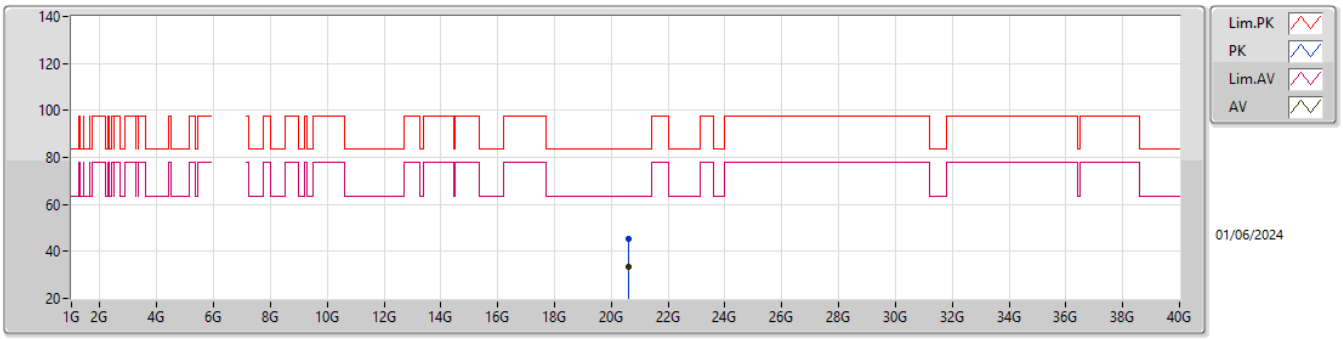

EUT Y_2TX
Setting 17
03-H-G-4

Type	Freq	Level	Limit	Margin	Raw	Dist	Condition	Azimuth	Height	Comment	AF	CL	PA
	(Hz)	(dBuV/m)	(dBuV/m)	(dB)	(dBuV)	(m)		(°)	(m)		(dB)	(dB)	(dB)
PK	20.59968G	45.29	83.54	-38.25	40.70	1	Vertical	309	1.37	-	38.00	15.68	49.09
AV	20.59868G	33.38	63.54	-30.16	28.79	1	Vertical	309	1.37	-	38.00	15.68	49.09

6.525-6.875GHz_802.11be EHT80-BF_Nss1,(MCS0)_2TX

6865MHz_TX

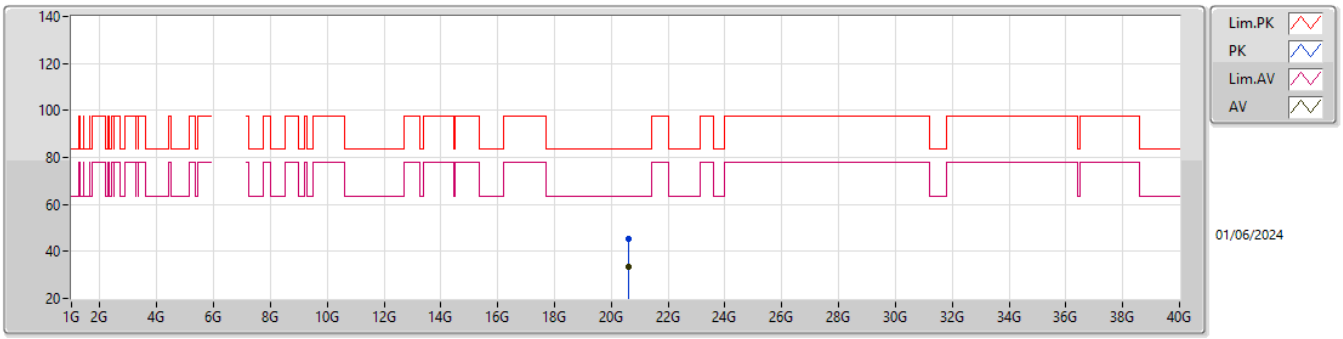

EUT Y_2TX
Setting 17
03-H-G-4

Type	Freq	Level	Limit	Margin	Raw	Dist	Condition	Azimuth	Height	Comment	AF	CL	PA
	(Hz)	(dBuV/m)	(dBuV/m)	(dB)	(dBuV)	(m)		(°)	(m)		(dB)	(dB)	(dB)
PK	20.59424G	45.23	83.54	-38.31	40.65	1	Horizontal	283	1.43	-	37.99	15.68	49.09
AV	20.5989G	33.38	63.54	-30.16	28.79	1	Horizontal	283	1.43	-	38.00	15.68	49.09

6.875-7.125GHz_802.11be EHT80-BF_Nss1,(MCS0)_2TX

6945MHz_TX

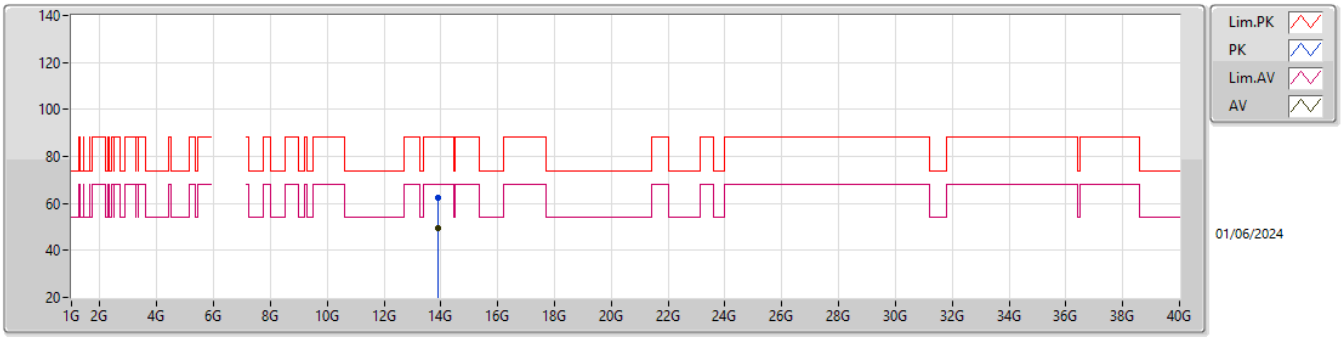

EUT Y_2TX
Setting 17
03-H-G-4

Type	Freq	Level	Limit	Margin	Raw	Dist	Condition	Azimuth	Height	Comment	AF	CL	PA
	(Hz)	(dBuV/m)	(dBuV/m)	(dB)	(dBuV)	(m)		(°)	(m)		(dB)	(dB)	(dB)
PK	13.88576G	62.46	88.20	-25.74	42.05	3	Vertical	256	1.32	-	40.87	12.16	32.62
RMS	13.89146G	49.67	68.20	-18.53	29.25	3	Vertical	256	1.32	-	40.88	12.16	32.62

6.875-7.125GHz_802.11be EHT80-BF_Nss1,(MCS0)_2TX

6945MHz_TX

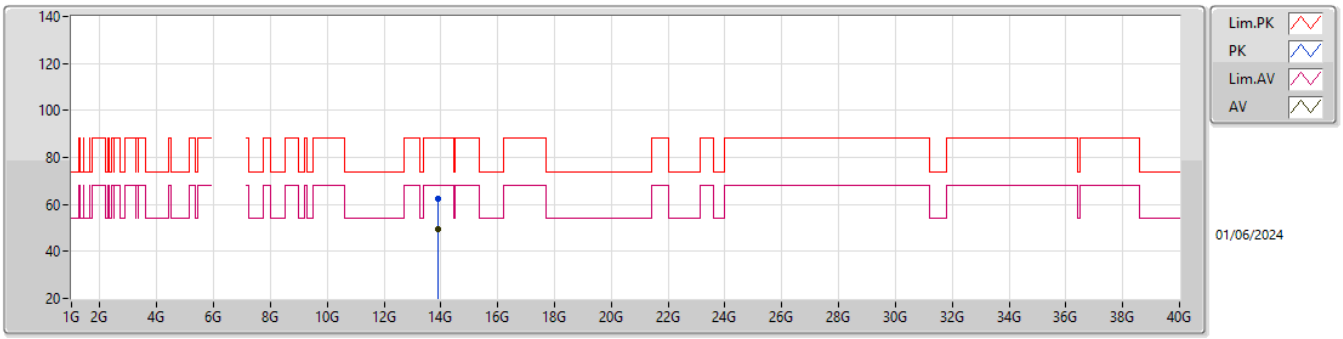

EUT Y_2TX
Setting 17
03-H-G-4

Type	Freq	Level	Limit	Margin	Raw	Dist	Condition	Azimuth	Height	Comment	AF	CL	PA
	(Hz)	(dBuV/m)	(dBuV/m)	(dB)	(dBuV)	(m)		(°)	(m)		(dB)	(dB)	(dB)
PK	13.89166G	62.23	88.20	-25.97	41.81	3	Horizontal	326	2.65	-	40.88	12.16	32.62
RMS	13.88773G	49.62	68.20	-18.58	29.20	3	Horizontal	326	2.65	-	40.88	12.16	32.62

6.875-7.125GHz_802.11be EHT80-BF_Nss1,(MCS0)_2TX

6945MHz_TX

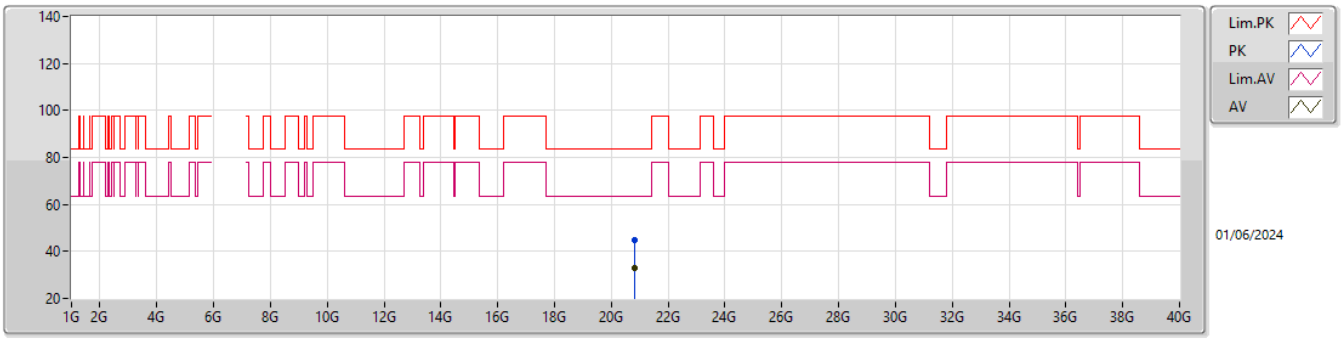

EUT Y_2TX
Setting 17
03-H-G-4

Type	Freq	Level	Limit	Margin	Raw	Dist	Condition	Azimuth	Height	Comment	AF	CL	PA
	(Hz)	(dBuV/m)	(dBuV/m)	(dB)	(dBuV)	(m)		(°)	(m)		(dB)	(dB)	(dB)
PK	20.8383G	44.92	83.54	-38.62	39.81	1	Vertical	332	1.91	-	38.20	15.87	48.96
AV	20.8315G	33.04	63.54	-30.50	27.94	1	Vertical	332	1.91	-	38.20	15.87	48.97

6.875-7.125GHz_802.11be EHT80-BF_Nss1,(MCS0)_2TX

6945MHz_TX

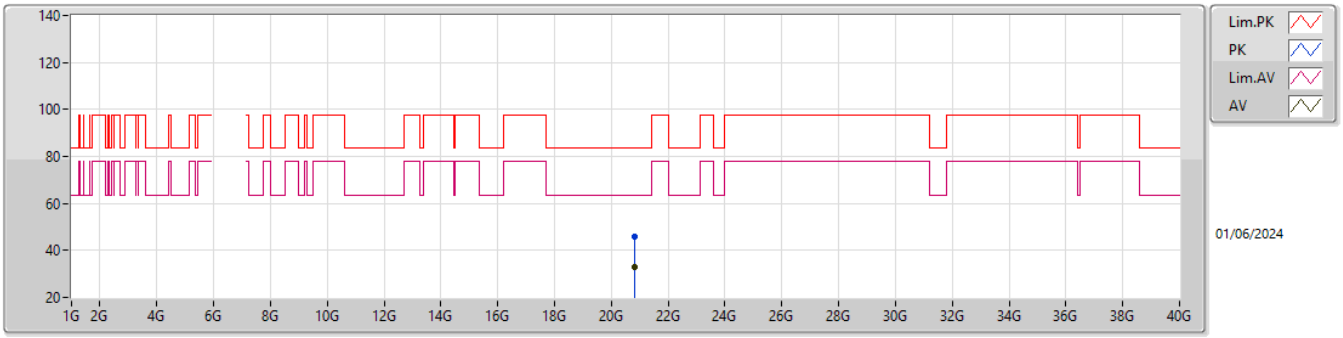

EUT Y_2TX
Setting 17
03-H-G-4

Type	Freq	Level	Limit	Margin	Raw	Dist	Condition	Azimuth	Height	Comment	AF	CL	PA
	(Hz)	(dBuV/m)	(dBuV/m)	(dB)	(dBuV)	(m)		(°)	(m)		(dB)	(dB)	(dB)
PK	20.83736G	45.69	83.54	-37.85	40.58	1	Horizontal	149	1.54	-	38.20	15.87	48.96
AV	20.83144G	33.04	63.54	-30.50	27.94	1	Horizontal	149	1.54	-	38.20	15.87	48.97

6.875-7.125GHz_802.11be EHT80-BF_Nss1,(MCS0)_2TX

7025MHz_TX

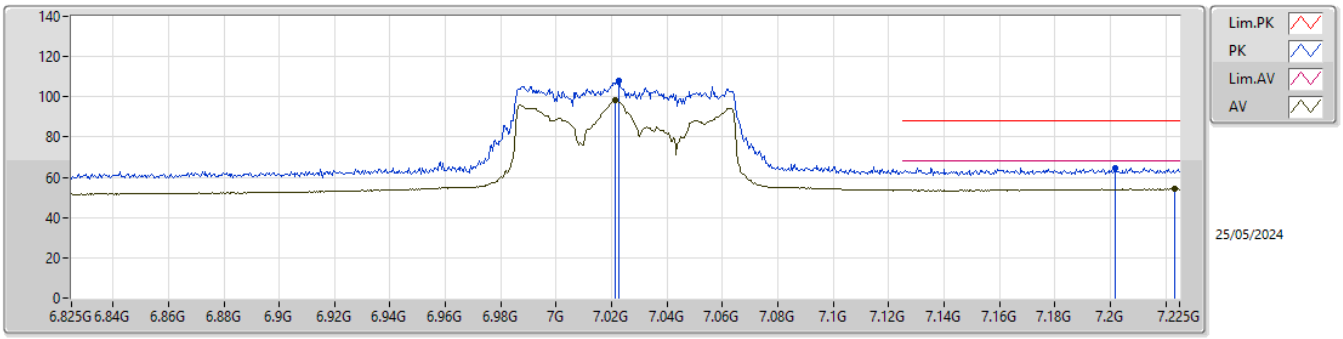

EUT Y_2TX
Setting 19
01-S-S-5-10

Type	Freq	Level	Limit	Margin	Raw	Dist	Condition	Azimuth	Height	Comment	AF	CL	PA
	(Hz)	(dBuV/m)	(dBuV/m)	(dB)	(dBuV)	(m)		(°)	(m)		(dB)	(dB)	(dB)
PK	7.0226G	107.79	Inf	-Inf	96.79	3	Vertical	18	2.00	-	35.19	8.55	32.74
RMS	7.0214G	98.17	Inf	-Inf	87.17	3	Vertical	18	2.00	-	35.19	8.55	32.74
PK	7.2018G	64.85	88.20	-23.35	52.93	3	Vertical	18	2.00	-	36.10	8.49	32.67
RMS	7.2234G	54.20	68.20	-14.00	42.20	3	Vertical	18	2.00	-	36.15	8.52	32.67

6.875-7.125GHz_802.11be EHT80-BF_Nss1,(MCS0)_2TX

7025MHz_TX

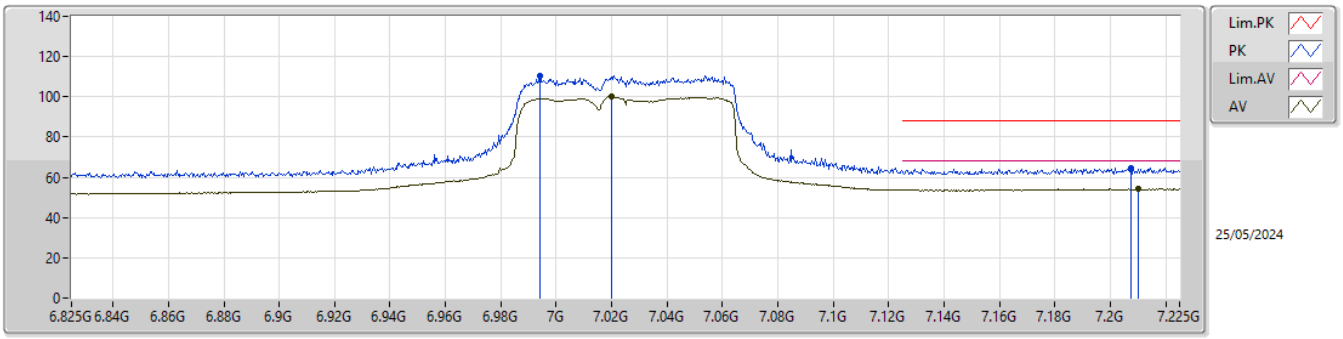

EUT Y_2TX
Setting 19
01-S-S-5-10

Type	Freq	Level	Limit	Margin	Raw	Dist	Condition	Azimuth	Height	Comment	AF	CL	PA
	(Hz)	(dBuV/m)	(dBuV/m)	(dB)	(dBuV)	(m)		(°)	(m)		(dB)	(dB)	(dB)
PK	6.9942G	110.73	Inf	-Inf	99.84	3	Horizontal	344	2.00	-	35.09	8.55	32.75
RMS	7.0198G	100.26	Inf	-Inf	89.27	3	Horizontal	344	2.00	-	35.18	8.55	32.74
PK	7.2074G	64.57	88.20	-23.63	52.63	3	Horizontal	344	2.00	-	36.11	8.50	32.67
RMS	7.2102G	54.16	68.20	-14.04	42.21	3	Horizontal	344	2.00	-	36.12	8.50	32.67

6.875-7.125GHz_802.11be EHT80-BF_Nss1,(MCS0)_2TX

7025MHz_TX

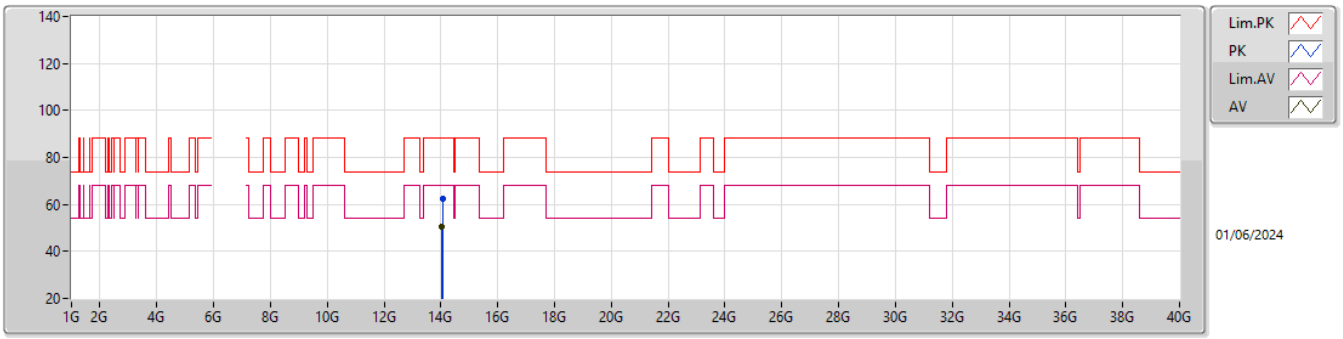

EUT Y_2TX
Setting 19
03-H-G-4

Type	Freq	Level	Limit	Margin	Raw	Dist	Condition	Azimuth	Height	Comment	AF	CL	PA
	(Hz)	(dBuV/m)	(dBuV/m)	(dB)	(dBuV)	(m)		(°)	(m)		(dB)	(dB)	(dB)
PK	14.04992G	62.32	88.20	-25.88	41.52	3	Vertical	72	1.25	-	41.20	12.22	32.62
RMS	14.04946G	50.52	68.20	-17.68	29.72	3	Vertical	72	1.25	-	41.20	12.22	32.62

6.875-7.125GHz_802.11be EHT80-BF_Nss1,(MCS0)_2TX

7025MHz_TX

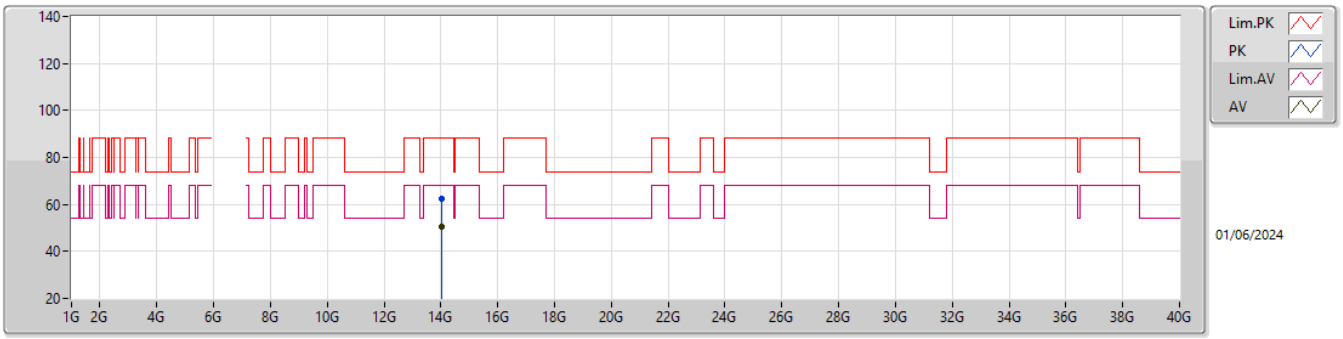

EUT Y_2TX
Setting 19
03-H-G-4

Type	Freq	Level	Limit	Margin	Raw	Dist	Condition	Azimuth	Height	Comment	AF	CL	PA
	(Hz)	(dBuV/m)	(dBuV/m)	(dB)	(dBuV)	(m)		(°)	(m)		(dB)	(dB)	(dB)
PK	14.04724G	62.66	88.20	-25.54	41.87	3	Horizontal	284	1.98	-	41.20	12.21	32.62
RMS	14.04888G	50.51	68.20	-17.69	29.71	3	Horizontal	284	1.98	-	41.20	12.22	32.62

6.875-7.125GHz_802.11be EHT80-BF_Nss1,(MCS0)_2TX

7025MHz_TX

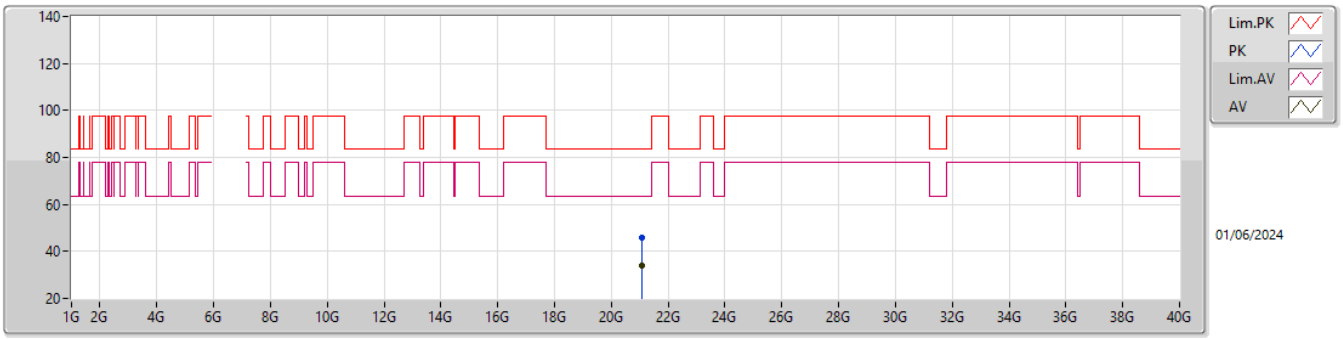

EUT Y_2TX
Setting 19
03-H-G-4

Type	Freq	Level	Limit	Margin	Raw	Dist	Condition	Azimuth	Height	Comment	AF	CL	PA
	(Hz)	(dBuV/m)	(dBuV/m)	(dB)	(dBuV)	(m)		(°)	(m)		(dB)	(dB)	(dB)
PK	21.07334G	45.63	83.54	-37.91	40.18	1	Vertical	153	1.42	-	38.26	16.06	48.87
AV	21.07402G	33.94	63.54	-29.60	28.49	1	Vertical	153	1.42	-	38.26	16.06	48.87

6.875-7.125GHz_802.11be EHT80-BF_Nss1,(MCS0)_2TX

7025MHz_TX

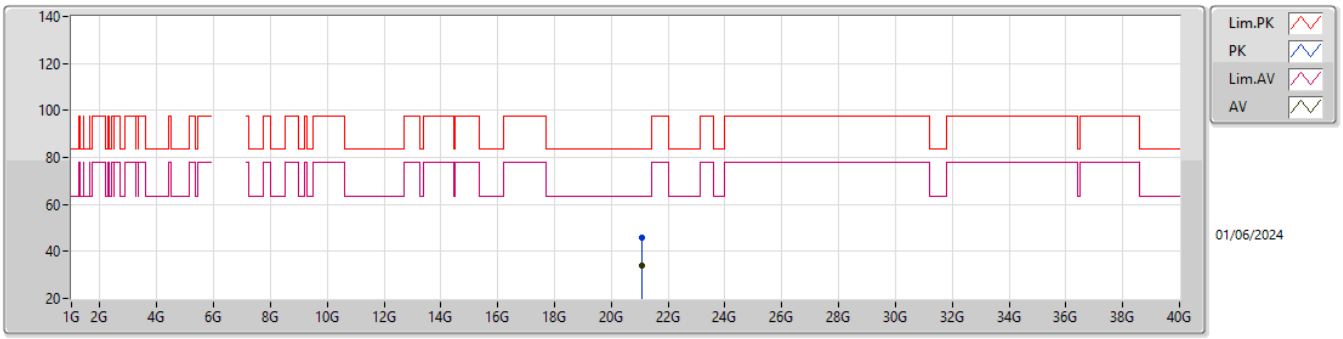

EUT Y_2TX
Setting 19
03-H-G-4

Type	Freq	Level	Limit	Margin	Raw	Dist	Condition	Azimuth	Height	Comment	AF	CL	PA
	(Hz)	(dBuV/m)	(dBuV/m)	(dB)	(dBuV)	(m)		(°)	(m)		(dB)	(dB)	(dB)
PK	21.07286G	46.10	83.54	-37.44	40.65	1	Horizontal	199	1.78	-	38.26	16.06	48.87
AV	21.07004G	33.94	63.54	-29.60	28.47	1	Horizontal	199	1.78	-	38.28	16.06	48.87

5.925-6.425GHz_802.11be EHT160-BF_Nss1,(MCS0)_2TX

6025MHz_TX

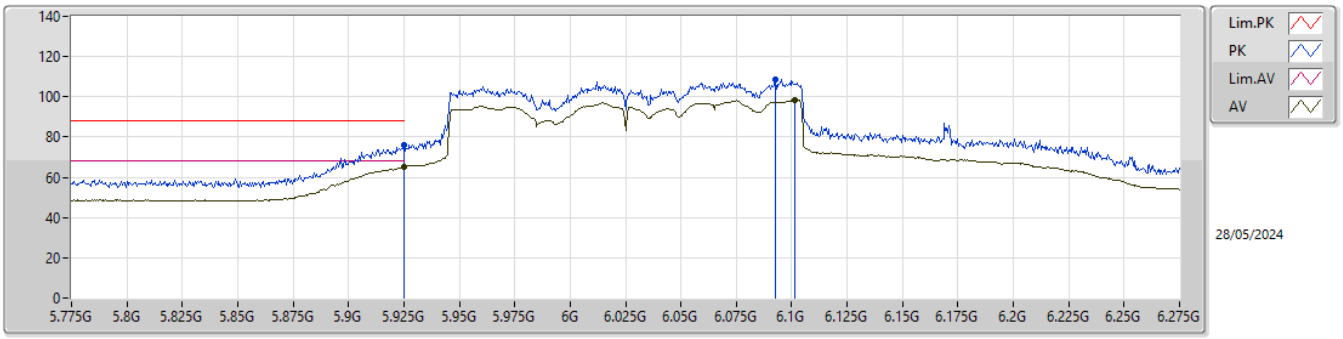

EUT Y_2TX
Setting 23
02-C-V-1-10

Type	Freq	Level	Limit	Margin	Raw	Dist	Condition	Azimuth	Height	Comment	AF	CL	PA
	(Hz)	(dBuV/m)	(dBuV/m)	(dB)	(dBuV)	(m)		(°)	(m)		(dB)	(dB)	(dB)
PK	5.925G	76.18	88.20	-12.02	67.37	3	Vertical	5	2.29	-	34.20	5.77	31.16
RMS	5.925G	65.41	68.20	-2.79	56.60	3	Vertical	5	2.29	-	34.20	5.77	31.16
PK	6.0925G	108.61	Inf	-Inf	99.49	3	Vertical	5	2.29	-	34.47	5.87	31.22
RMS	6.1015G	98.49	Inf	-Inf	89.33	3	Vertical	5	2.29	-	34.50	5.88	31.22

5.925-6.425GHz_802.11be EHT160-BF_Nss1,(MCS0)_2TX

6025MHz_TX

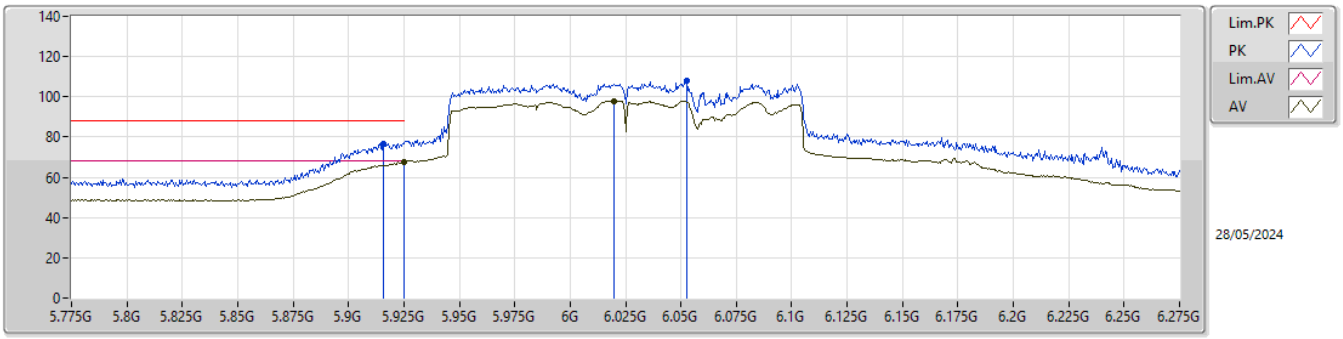

EUT Y_2TX
Setting 23
02-C-V-1-10

Type	Freq	Level	Limit	Margin	Raw	Dist	Condition	Azimuth	Height	Comment	AF	CL	PA
	(Hz)	(dBuV/m)	(dBuV/m)	(dB)	(dBuV)	(m)		(°)	(m)		(dB)	(dB)	(dB)
PK	5.9155G	76.77	88.20	-11.43	67.96	3	Horizontal	340	1.74	-	34.20	5.76	31.15
RMS	5.925G	67.64	68.20	-0.56	58.83	3	Horizontal	340	1.74	-	34.20	5.77	31.16
PK	6.0525G	107.88	Inf	-Inf	98.92	3	Horizontal	340	1.74	-	34.31	5.86	31.21
RMS	6.02G	97.93	Inf	-Inf	88.98	3	Horizontal	340	1.74	-	34.30	5.85	31.20

5.925-6.425GHz_802.11be EHT160-BF_Nss1,(MCS0)_2TX

6025MHz_TX

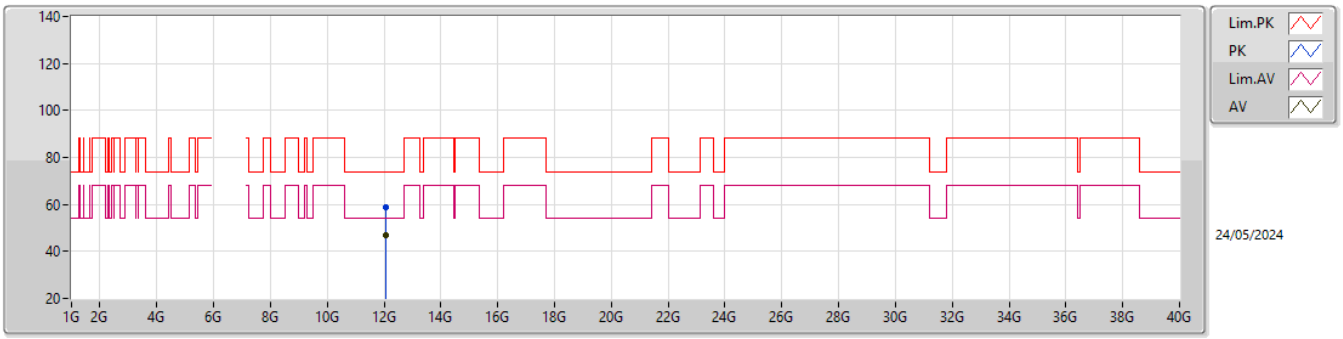

EUT Y_2TX
Setting 23
03-H-G-4

Type	Freq	Level	Limit	Margin	Raw	Dist	Condition	Azimuth	Height	Comment	AF	CL	PA
	(Hz)	(dBuV/m)	(dBuV/m)	(dB)	(dBuV)	(m)		(°)	(m)		(dB)	(dB)	(dB)
PK	12.04932G	58.75	74.00	-15.25	42.52	3	Vertical	263	1.27	-	39.00	11.54	34.31
AV	12.05297G	46.64	54.00	-7.36	30.42	3	Vertical	263	1.27	-	38.99	11.54	34.31

5.925-6.425GHz_802.11be EHT160-BF_Nss1,(MCS0)_2TX

6025MHz_TX

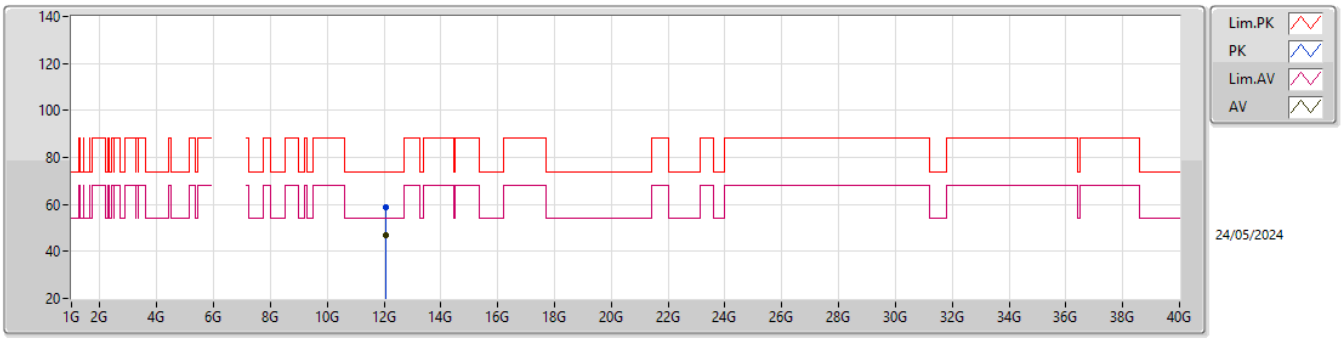

EUT Y_2TX
Setting 23
03-H-G-4

Type	Freq	Level	Limit	Margin	Raw	Dist	Condition	Azimuth	Height	Comment	AF	CL	PA
	(Hz)	(dBuV/m)	(dBuV/m)	(dB)	(dBuV)	(m)		(°)	(m)		(dB)	(dB)	(dB)
PK	12.04756G	58.70	74.00	-15.30	42.47	3	Horizontal	294	1.11	-	39.00	11.54	34.31
AV	12.05432G	46.64	54.00	-7.36	30.42	3	Horizontal	294	1.11	-	38.99	11.54	34.31

5.925-6.425GHz_802.11be EHT160-BF_Nss1,(MCS0)_2TX

6025MHz_TX

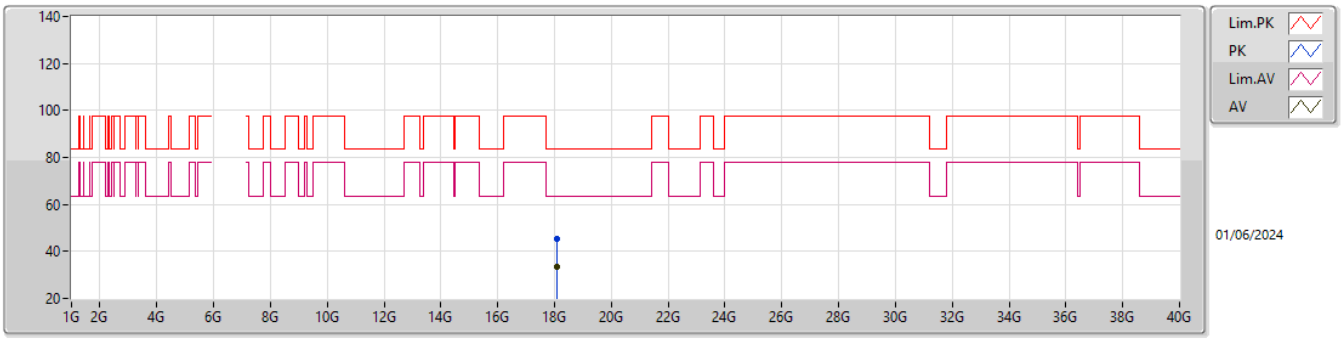

EUT Y_2TX
Setting 23
03-H-G-4

Type	Freq	Level	Limit	Margin	Raw	Dist	Condition	Azimuth	Height	Comment	AF	CL	PA
	(Hz)	(dBuV/m)	(dBuV/m)	(dB)	(dBuV)	(m)		(°)	(m)		(dB)	(dB)	(dB)
PK	18.0708G	45.14	83.54	-38.40	41.83	1	Vertical	104	1.39	-	37.48	15.30	49.47
AV	18.07888G	33.36	63.54	-30.18	30.02	1	Vertical	104	1.39	-	37.52	15.30	49.48

5.925-6.425GHz_802.11be EHT160-BF_Nss1,(MCS0)_2TX

6025MHz_TX

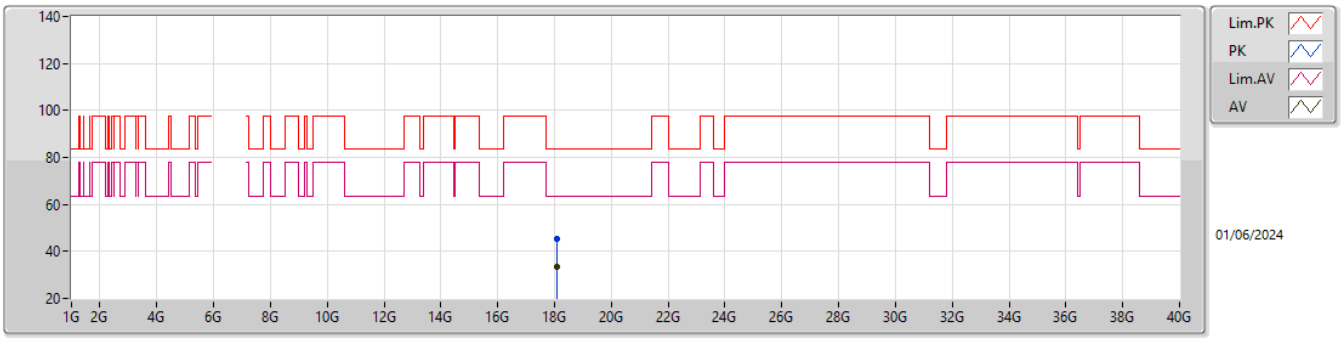

EUT Y_2TX
Setting 23
03-H-G-4

Type	Freq	Level	Limit	Margin	Raw	Dist	Condition	Azimuth	Height	Comment	AF	CL	PA
	(Hz)	(dBuV/m)	(dBuV/m)	(dB)	(dBuV)	(m)		(°)	(m)		(dB)	(dB)	(dB)
PK	18.07842G	45.47	83.54	-38.07	42.14	1	Horizontal	263	1.44	-	37.51	15.30	49.48
AV	18.07642G	33.41	63.54	-30.13	30.08	1	Horizontal	263	1.44	-	37.51	15.30	49.48

5.925-6.425GHz_802.11be EHT160-BF_Nss1,(MCS0)_2TX

6185MHz_TX

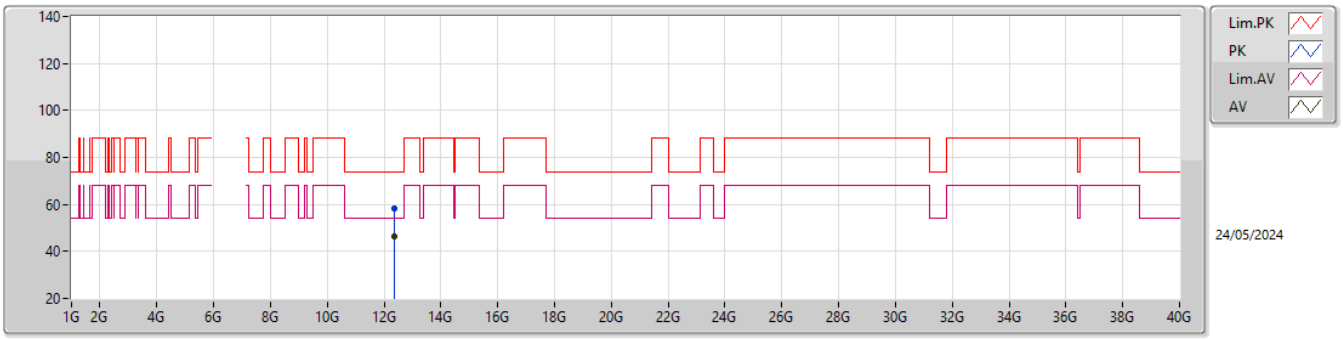

EUT Y_2TX
Setting 22
03-H-G-4

Type	Freq	Level	Limit	Margin	Raw	Dist	Condition	Azimuth	Height	Comment	AF	CL	PA
	(Hz)	(dBuV/m)	(dBuV/m)	(dB)	(dBuV)	(m)		(°)	(m)		(dB)	(dB)	(dB)
PK	12.36955G	58.23	74.00	-15.77	42.00	3	Vertical	273	2.47	-	38.66	11.65	34.08
AV	12.3703G	46.27	54.00	-7.73	30.04	3	Vertical	273	2.47	-	38.66	11.65	34.08

5.925-6.425GHz_802.11be EHT160-BF_Nss1,(MCS0)_2TX

6185MHz_TX

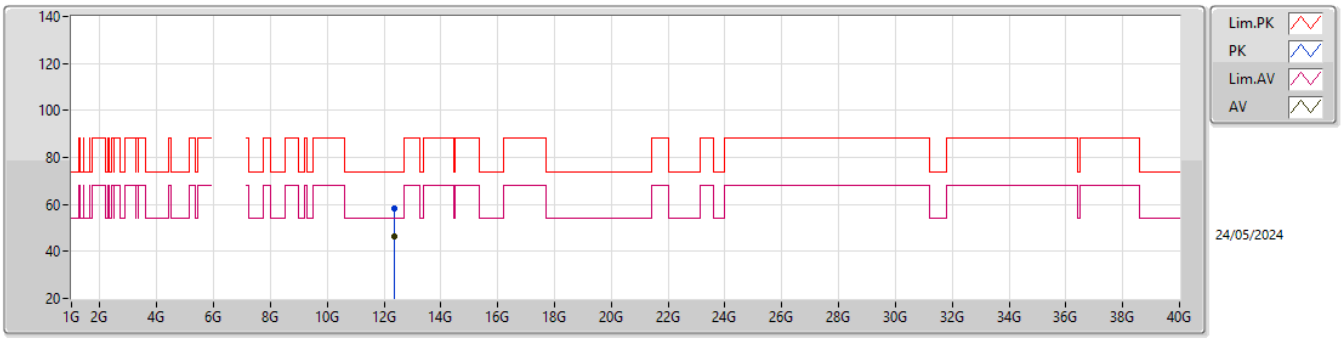

EUT Y_2TX
Setting 22
03-H-G-4

Type	Freq	Level	Limit	Margin	Raw	Dist	Condition	Azimuth	Height	Comment	AF	CL	PA
	(Hz)	(dBuV/m)	(dBuV/m)	(dB)	(dBuV)	(m)		(°)	(m)		(dB)	(dB)	(dB)
PK	12.37029G	58.02	74.00	-15.98	41.79	3	Horizontal	115	1.19	-	38.66	11.65	34.08
AV	12.37231G	46.30	54.00	-7.70	30.06	3	Horizontal	115	1.19	-	38.66	11.65	34.07

5.925-6.425GHz_802.11be EHT160-BF_Nss1,(MCS0)_2TX

6185MHz_TX

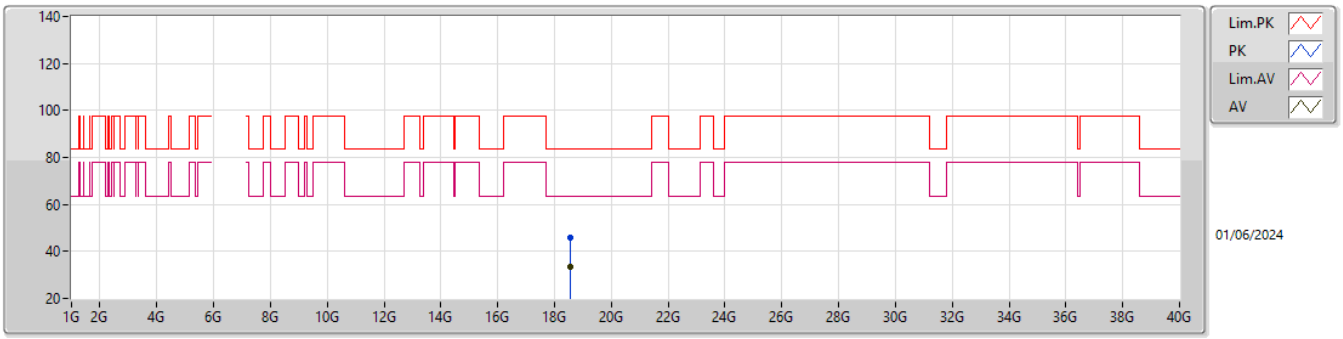

EUT Y_2TX
Setting 22
03-H-G-4

Type	Freq	Level	Limit	Margin	Raw	Dist	Condition	Azimuth	Height	Comment	AF	CL	PA
	(Hz)	(dBuV/m)	(dBuV/m)	(dB)	(dBuV)	(m)		(°)	(m)		(dB)	(dB)	(dB)
PK	18.552G	45.78	83.54	-37.76	42.45	1	Vertical	56	1.35	-	37.70	15.27	49.64
AV	18.55248G	33.59	63.54	-29.95	30.26	1	Vertical	56	1.35	-	37.70	15.27	49.64

5.925-6.425GHz_802.11be EHT160-BF_Nss1,(MCS0)_2TX

6185MHz_TX

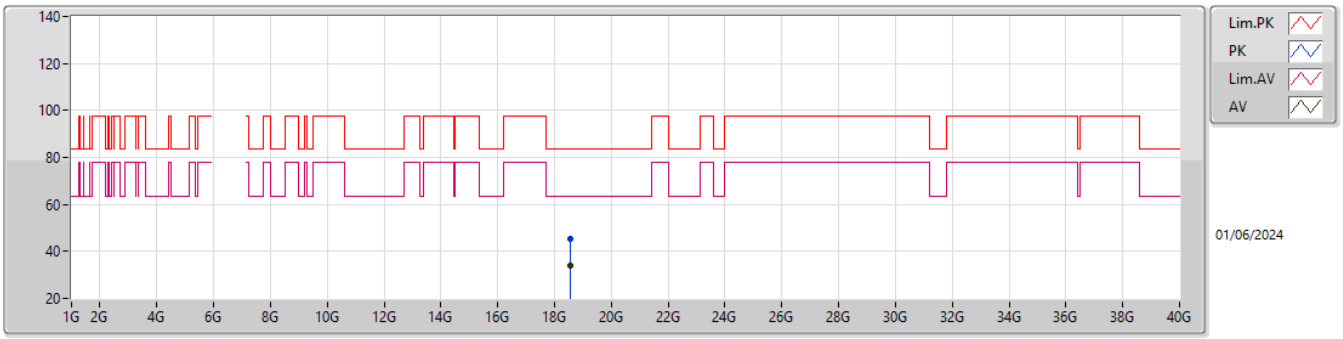

EUT Y_2TX
Setting 22
03-H-G-4

Type	Freq	Level	Limit	Margin	Raw	Dist	Condition	Azimuth	Height	Comment	AF	CL	PA
	(Hz)	(dBuV/m)	(dBuV/m)	(dB)	(dBuV)	(m)		(°)	(m)		(dB)	(dB)	(dB)
PK	18.55246G	45.41	83.54	-38.13	42.08	1	Horizontal	188	1.82	-	37.70	15.27	49.64
AV	18.55278G	33.74	63.54	-29.80	30.41	1	Horizontal	188	1.82	-	37.70	15.27	49.64

5.925-6.425GHz_802.11be EHT160-BF_Nss1,(MCS0)_2TX

6345MHz_TX

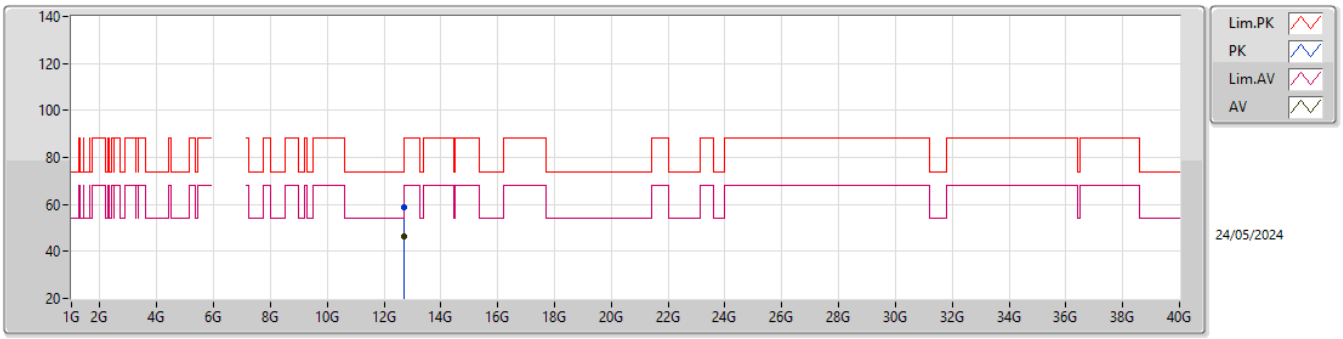

EUT Y_2TX
Setting 21
03-H-G-4

Type	Freq	Level	Limit	Margin	Raw	Dist	Condition	Azimuth	Height	Comment	AF	CL	PA
	(Hz)	(dBuV/m)	(dBuV/m)	(dB)	(dBuV)	(m)		(°)	(m)		(dB)	(dB)	(dB)
PK	12.69387G	58.98	74.00	-15.02	42.05	3	Vertical	55	2.66	-	38.89	11.76	33.72
AV	12.68555G	46.39	54.00	-7.61	29.50	3	Vertical	55	2.66	-	38.87	11.75	33.73

5.925-6.425GHz_802.11be EHT160-BF_Nss1,(MCS0)_2TX

6345MHz_TX

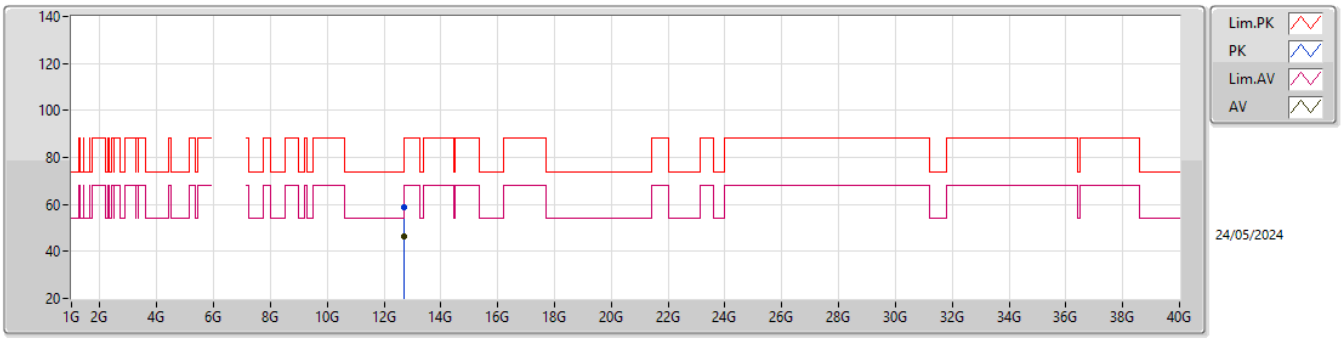

EUT Y_2TX
Setting 21
03-H-G-4

Type	Freq	Level	Limit	Margin	Raw	Dist	Condition	Azimuth	Height	Comment	AF	CL	PA
	(Hz)	(dBuV/m)	(dBuV/m)	(dB)	(dBuV)	(m)		(°)	(m)		(dB)	(dB)	(dB)
PK	12.69469G	58.55	74.00	-15.45	41.62	3	Horizontal	5	2.46	-	38.89	11.76	33.72
AV	12.68526G	46.38	54.00	-7.62	29.49	3	Horizontal	5	2.46	-	38.87	11.75	33.73

5.925-6.425GHz_802.11be EHT160-BF_Nss1,(MCS0)_2TX

6345MHz_TX

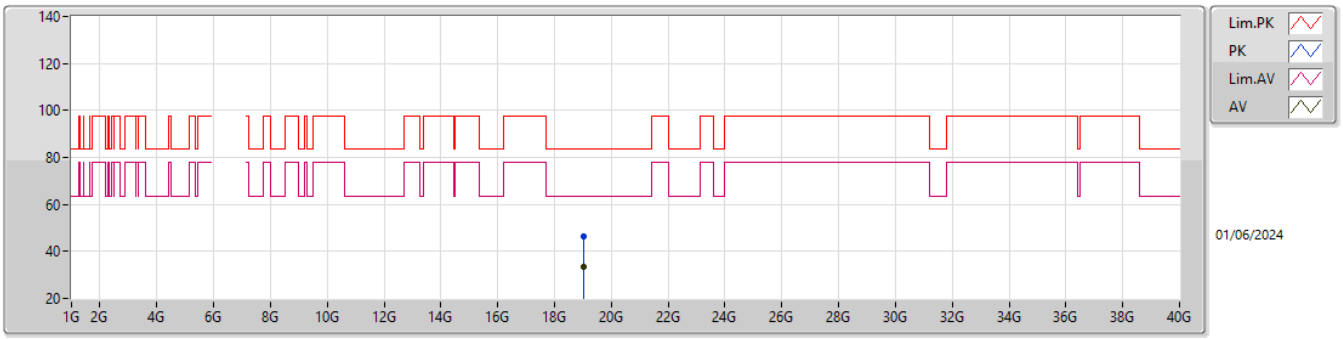

EUT Y_2TX
Setting 21
03-H-G-4

Type	Freq	Level	Limit	Margin	Raw	Dist	Condition	Azimuth	Height	Comment	AF	CL	PA
	(Hz)	(dBuV/m)	(dBuV/m)	(dB)	(dBuV)	(m)		(°)	(m)		(dB)	(dB)	(dB)
PK	19.03126G	46.40	83.54	-37.14	42.61	1	Vertical	303	1.68	-	37.90	15.25	49.36
AV	19.0346G	33.62	63.54	-29.92	29.83	1	Vertical	303	1.68	-	37.90	15.25	49.36

5.925-6.425GHz_802.11be EHT160-BF_Nss1,(MCS0)_2TX

6345MHz_TX

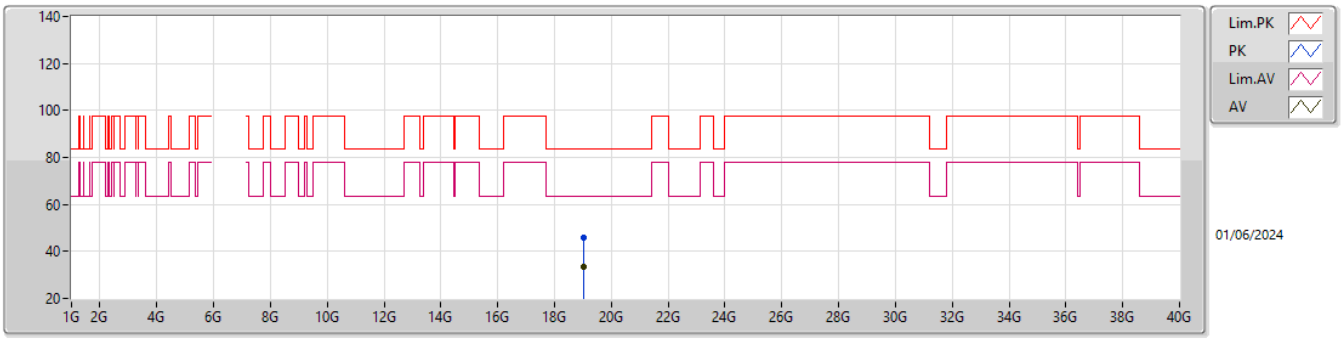

EUT Y_2TX
Setting 21
03-H-G-4

Type	Freq	Level	Limit	Margin	Raw	Dist	Condition	Azimuth	Height	Comment	AF	CL	PA
	(Hz)	(dBuV/m)	(dBuV/m)	(dB)	(dBuV)	(m)		(°)	(m)		(dB)	(dB)	(dB)
PK	19.03588G	45.88	83.54	-37.66	42.09	1	Horizontal	65	1.47	-	37.90	15.25	49.36
AV	19.0348G	33.62	63.54	-29.92	29.83	1	Horizontal	65	1.47	-	37.90	15.25	49.36

6.425-6.525GHz_802.11be EHT160-BF_Nss1,(MCS0)_2TX

6505MHz_TX

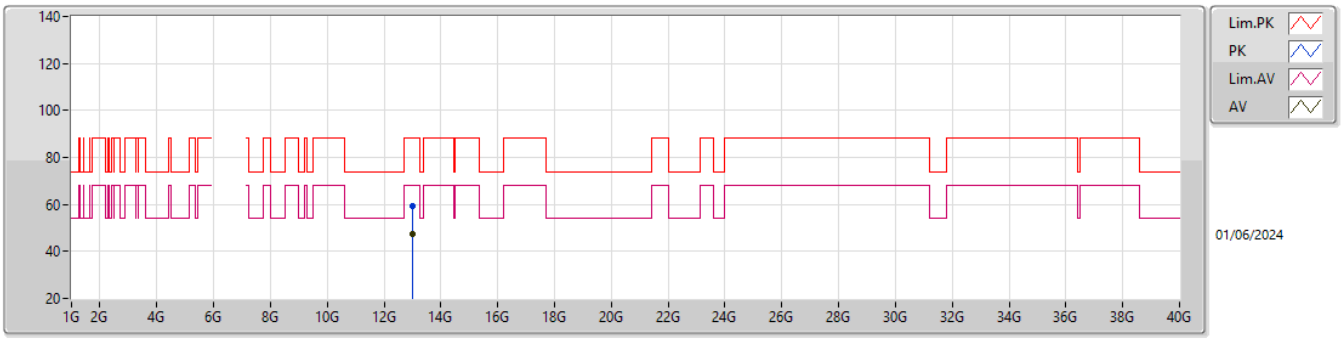

EUT Y_2TX
Setting 20
03-H-G-4

Type	Freq	Level	Limit	Margin	Raw	Dist	Condition	Azimuth	Height	Comment	AF	CL	PA
	(Hz)	(dBuV/m)	(dBuV/m)	(dB)	(dBuV)	(m)		(°)	(m)		(dB)	(dB)	(dB)
PK	13.01346G	59.47	88.20	-28.73	41.56	3	Vertical	76	2.98	-	39.33	11.86	33.28
RMS	13.01216G	47.48	68.20	-20.72	29.59	3	Vertical	76	2.98	-	39.32	11.86	33.29

6.425-6.525GHz_802.11be EHT160-BF_Nss1,(MCS0)_2TX

6505MHz_TX

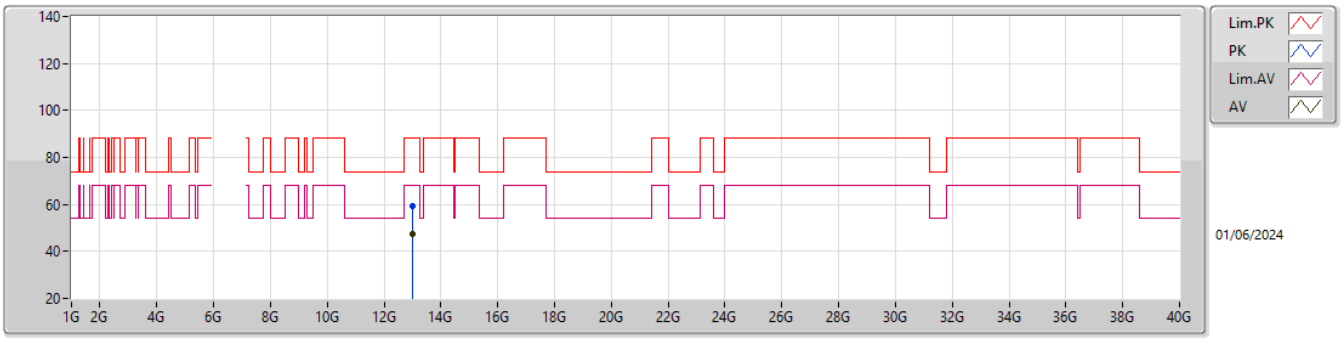

EUT Y_2TX
Setting 20
03-H-G-4

Type	Freq	Level	Limit	Margin	Raw	Dist	Condition	Azimuth	Height	Comment	AF	CL	PA
	(Hz)	(dBuV/m)	(dBuV/m)	(dB)	(dBuV)	(m)		(°)	(m)		(dB)	(dB)	(dB)
PK	13.00877G	59.29	88.20	-28.91	41.40	3	Horizontal	226	1.36	-	39.32	11.86	33.29
RMS	13.00797G	47.42	68.20	-20.78	29.53	3	Horizontal	226	1.36	-	39.32	11.86	33.29

6.425-6.525GHz_802.11be EHT160-BF_Nss1,(MCS0)_2TX

6505MHz_TX

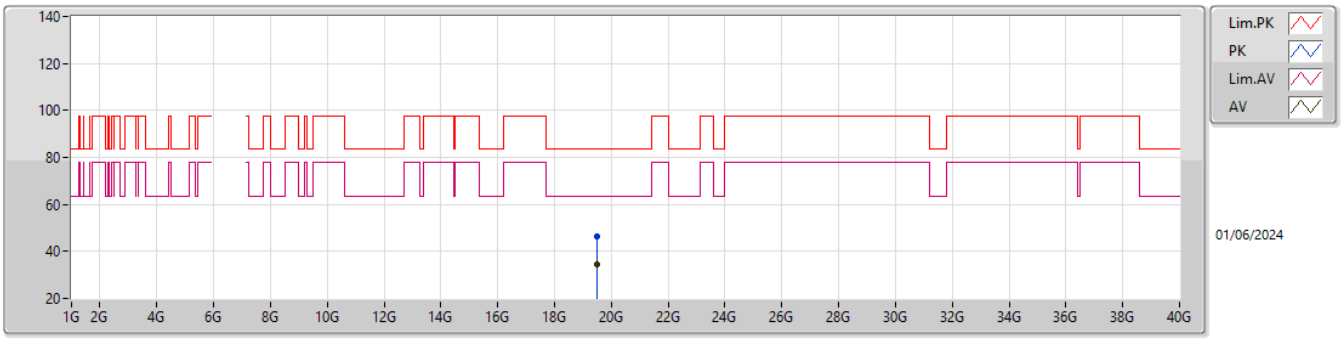

EUT Y_2TX
Setting 20
03-H-G-4

Type	Freq	Level	Limit	Margin	Raw	Dist	Condition	Azimuth	Height	Comment	AF	CL	PA
	(Hz)	(dBuV/m)	(dBuV/m)	(dB)	(dBuV)	(m)		(°)	(m)		(dB)	(dB)	(dB)
PK	19.51116G	46.47	83.54	-37.07	42.90	1	Vertical	94	1.46	-	38.02	15.22	49.67
AV	19.5139G	34.55	63.54	-28.99	30.97	1	Vertical	94	1.46	-	38.03	15.22	49.67

6.425-6.525GHz_802.11be EHT160-BF_Nss1,(MCS0)_2TX

6505MHz_TX

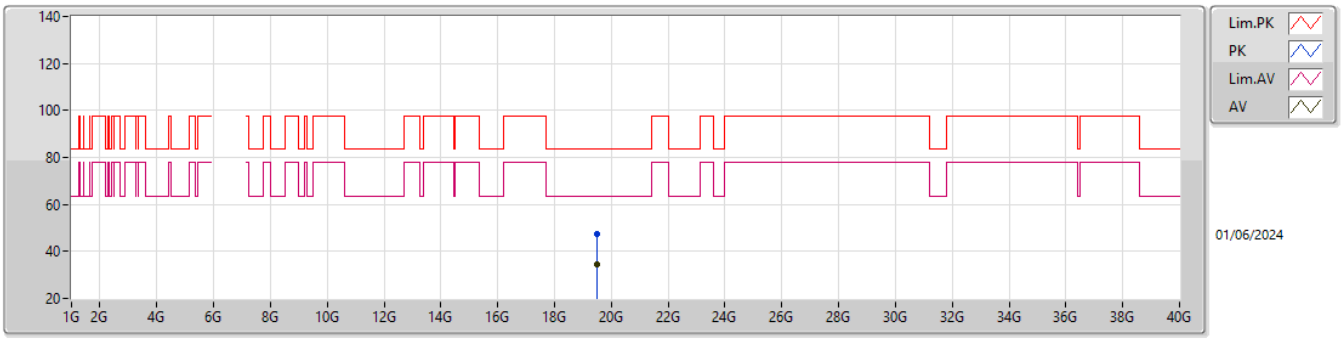

EUT Y_2TX
Setting 20
03-H-G-4

Type	Freq	Level	Limit	Margin	Raw	Dist	Condition	Azimuth	Height	Comment	AF	CL	PA
	(Hz)	(dBuV/m)	(dBuV/m)	(dB)	(dBuV)	(m)		(°)	(m)		(dB)	(dB)	(dB)
PK	19.51672G	47.28	83.54	-36.26	43.70	1	Horizontal	360	1.52	-	38.03	15.22	49.67
AV	19.5113G	34.57	63.54	-28.97	31.00	1	Horizontal	360	1.52	-	38.02	15.22	49.67

6.525-6.875GHz_802.11be EHT160-BF_Nss1,(MCS0)_2TX

6665MHz_TX

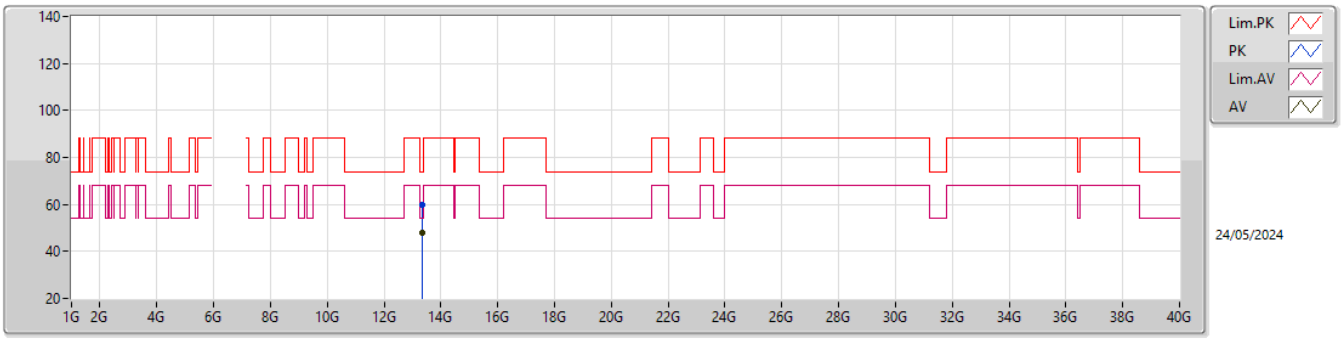

EUT Y_2TX
Setting 21
03-H-G-4

Type	Freq	Level	Limit	Margin	Raw	Dist	Condition	Azimuth	Height	Comment	AF	CL	PA
	(Hz)	(dBuV/m)	(dBuV/m)	(dB)	(dBuV)	(m)		(°)	(m)		(dB)	(dB)	(dB)
PK	13.33423G	60.05	74.00	-13.95	40.98	3	Vertical	305	1.65	-	40.00	11.97	32.90
AV	13.33174G	48.09	54.00	-5.91	29.02	3	Vertical	305	1.65	-	40.00	11.97	32.90

6.525-6.875GHz_802.11be EHT160-BF_Nss1,(MCS0)_2TX

6665MHz_TX

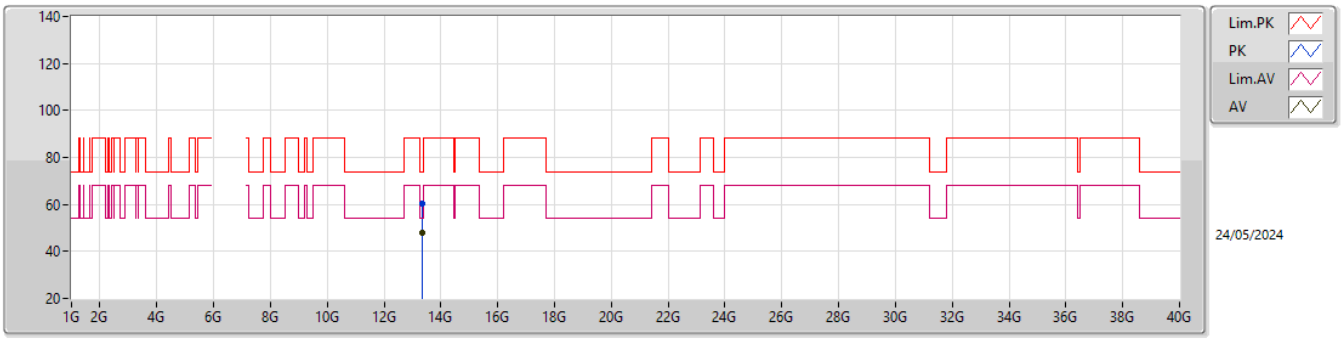

EUT Y_2TX
Setting 21
03-H-G-4

Type	Freq	Level	Limit	Margin	Raw	Dist	Condition	Azimuth	Height	Comment	AF	CL	PA
	(Hz)	(dBuV/m)	(dBuV/m)	(dB)	(dBuV)	(m)		(°)	(m)		(dB)	(dB)	(dB)
PK	13.3256G	60.37	74.00	-13.63	41.31	3	Horizontal	214	2.55	-	40.00	11.97	32.91
AV	13.32738G	48.03	54.00	-5.97	28.97	3	Horizontal	214	2.55	-	40.00	11.97	32.91

6.525-6.875GHz_802.11be EHT160-BF_Nss1,(MCS0)_2TX

6665MHz_TX

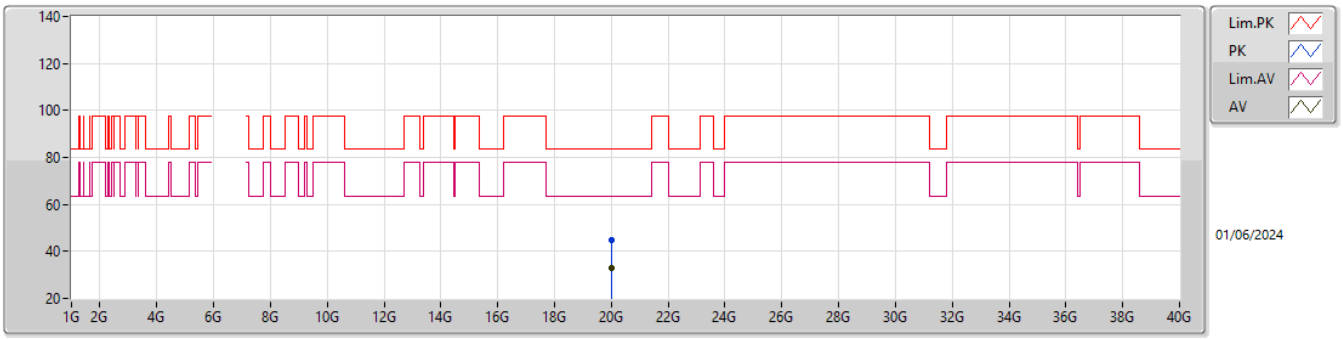

EUT Y_2TX
Setting 21
03-H-G-4

Type	Freq	Level	Limit	Margin	Raw	Dist	Condition	Azimuth	Height	Comment	AF	CL	PA
	(Hz)	(dBuV/m)	(dBuV/m)	(dB)	(dBuV)	(m)		(°)	(m)		(dB)	(dB)	(dB)
PK	19.99858G	45.06	83.54	-38.48	41.33	1	Vertical	315	1.78	-	37.80	15.20	49.27
AV	19.9981G	32.90	63.54	-30.64	29.17	1	Vertical	315	1.78	-	37.80	15.20	49.27

6.525-6.875GHz_802.11be EHT160-BF_Nss1,(MCS0)_2TX

6665MHz_TX

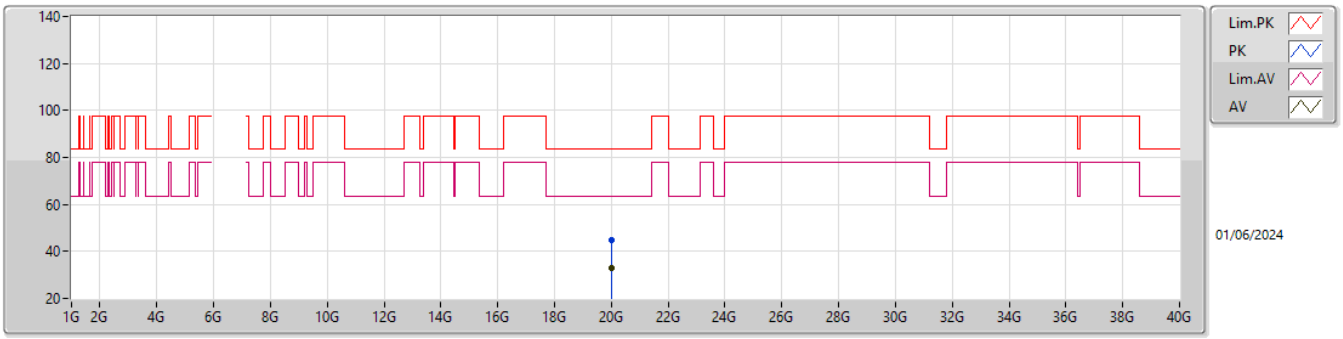

EUT Y_2TX
Setting 21
03-H-G-4

Type	Freq	Level	Limit	Margin	Raw	Dist	Condition	Azimuth	Height	Comment	AF	CL	PA
	(Hz)	(dBuV/m)	(dBuV/m)	(dB)	(dBuV)	(m)		(°)	(m)		(dB)	(dB)	(dB)
PK	19.9935G	44.79	83.54	-38.75	41.07	1	Horizontal	0	1.86	-	37.80	15.20	49.28
AV	19.9974G	32.90	63.54	-30.64	29.17	1	Horizontal	0	1.86	-	37.80	15.20	49.27

6.525-6.875GHz_802.11be EHT160-BF_Nss1,(MCS0)_2TX

6825MHz_TX

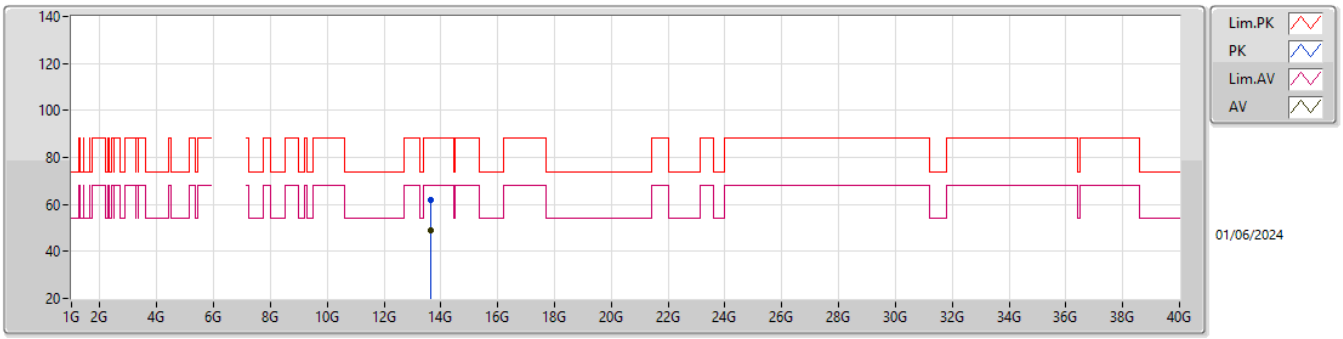

EUT Y_2TX
Setting 20
03-H-G-4

Type	Freq	Level	Limit	Margin	Raw	Dist	Condition	Azimuth	Height	Comment	AF	CL	PA
	(Hz)	(dBuV/m)	(dBuV/m)	(dB)	(dBuV)	(m)		(°)	(m)		(dB)	(dB)	(dB)
PK	13.65128G	61.86	88.20	-26.34	42.05	3	Vertical	347	2.51	-	40.40	12.08	32.67
RMS	13.64726G	48.97	68.20	-19.23	29.16	3	Vertical	347	2.51	-	40.40	12.08	32.67

6.525-6.875GHz_802.11be EHT160-BF_Nss1,(MCS0)_2TX

6825MHz_TX

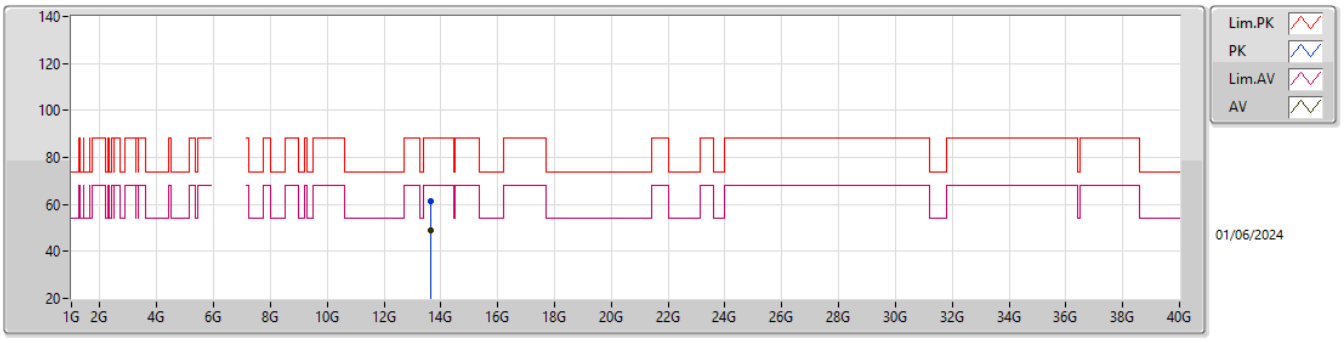

EUT Y_2TX
Setting 20
03-H-G-4

Type	Freq	Level	Limit	Margin	Raw	Dist	Condition	Azimuth	Height	Comment	AF	CL	PA
	(Hz)	(dBuV/m)	(dBuV/m)	(dB)	(dBuV)	(m)		(°)	(m)		(dB)	(dB)	(dB)
PK	13.6504G	61.30	88.20	-26.90	41.49	3	Horizontal	319	1.86	-	40.40	12.08	32.67
RMS	13.65133G	49.01	68.20	-19.19	29.20	3	Horizontal	319	1.86	-	40.40	12.08	32.67

6.525-6.875GHz_802.11be EHT160-BF_Nss1,(MCS0)_2TX

6825MHz_TX

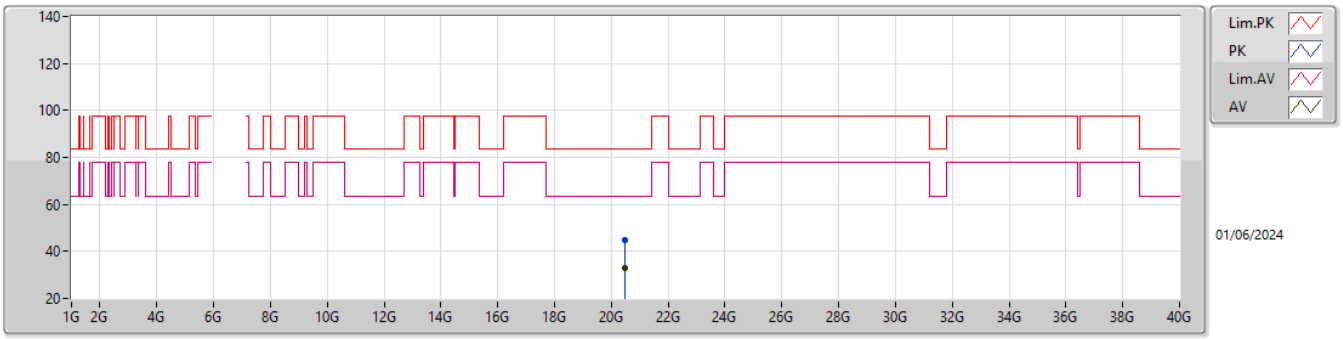

EUT Y_2TX
Setting 20
03-H-G-4

Type	Freq	Level	Limit	Margin	Raw	Dist	Condition	Azimuth	Height	Comment	AF	CL	PA
	(Hz)	(dBuV/m)	(dBuV/m)	(dB)	(dBuV)	(m)		(°)	(m)		(dB)	(dB)	(dB)
PK	20.47196G	44.82	83.54	-38.72	40.57	1	Vertical	77	1.66	-	37.82	15.58	49.15
AV	20.47472G	32.71	63.54	-30.83	28.48	1	Vertical	77	1.66	-	37.80	15.58	49.15

6.525-6.875GHz_802.11be EHT160-BF_Nss1,(MCS0)_2TX

6825MHz_TX

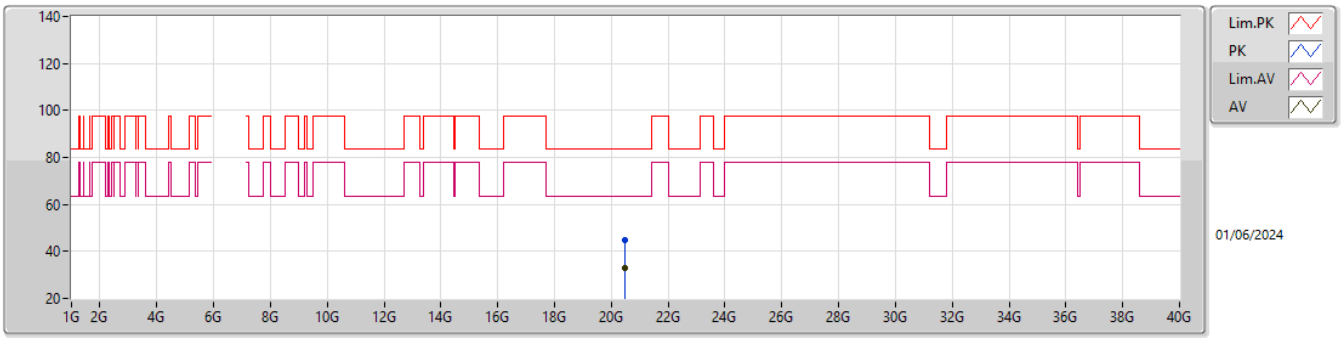

EUT Y_2TX
Setting 20
03-H-G-4

Type	Freq	Level	Limit	Margin	Raw	Dist	Condition	Azimuth	Height	Comment	AF	CL	PA
	(Hz)	(dBuV/m)	(dBuV/m)	(dB)	(dBuV)	(m)		(°)	(m)		(dB)	(dB)	(dB)
PK	20.47524G	44.66	83.54	-38.88	40.43	1	Horizontal	307	1.72	-	37.80	15.58	49.15
AV	20.4709G	32.74	63.54	-30.80	28.48	1	Horizontal	307	1.72	-	37.83	15.58	49.15

6.875-7.125GHz_802.11be EHT160-BF_Nss1,(MCS0)_2TX

6985MHz_TX

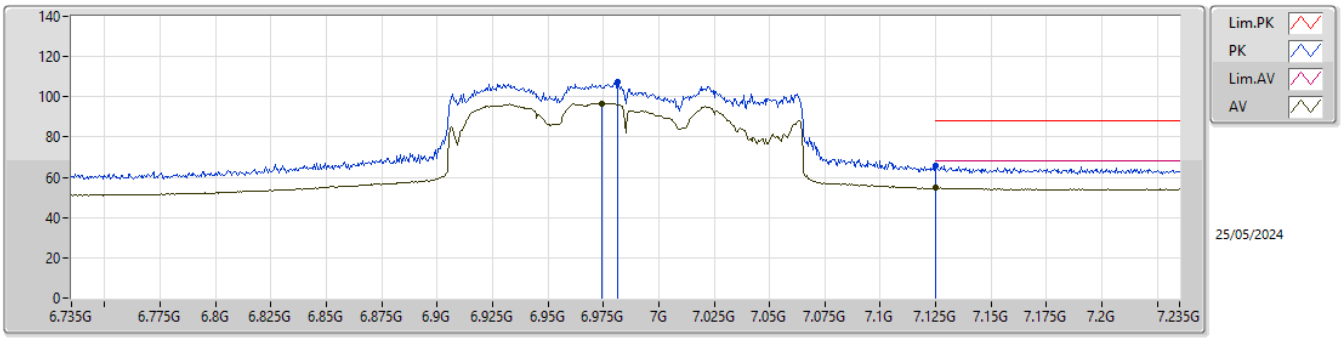

EUT Y_2TX
Setting 20
01-S-S-5-10

Type	Freq	Level	Limit	Margin	Raw	Dist	Condition	Azimuth	Height	Comment	AF	CL	PA
	(Hz)	(dBuV/m)	(dBuV/m)	(dB)	(dBuV)	(m)		(°)	(m)		(dB)	(dB)	(dB)
PK	6.9815G	107.40	Inf	-Inf	96.54	3	Vertical	18	1.80	-	35.06	8.54	32.74
RMS	6.9745G	96.75	Inf	-Inf	85.90	3	Vertical	18	1.80	-	35.05	8.53	32.73
PK	7.125G	65.99	88.20	-22.21	54.42	3	Vertical	18	1.80	-	35.75	8.52	32.70
RMS	7.125G	54.74	68.20	-13.46	43.17	3	Vertical	18	1.80	-	35.75	8.52	32.70

6.875-7.125GHz_802.11be EHT160-BF_Nss1,(MCS0)_2TX

6985MHz_TX

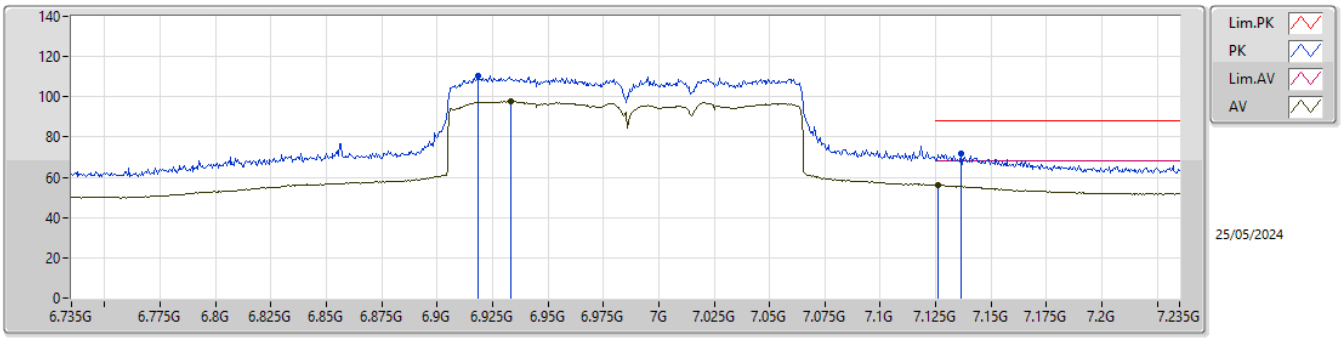

EUT Y_2TX
Setting 20
01-S-S-5-10

Type	Freq	Level	Limit	Margin	Raw	Dist	Condition	Azimuth	Height	Comment	AF	CL	PA
	(Hz)	(dBuV/m)	(dBuV/m)	(dB)	(dBuV)	(m)		(°)	(m)		(dB)	(dB)	(dB)
PK	6.9185G	110.36	Inf	-Inf	99.77	3	Horizontal	343	2.00	-	34.81	8.47	32.69
RMS	6.9335G	97.64	Inf	-Inf	86.95	3	Horizontal	343	2.00	-	34.90	8.49	32.70
PK	7.1365G	71.84	88.20	-16.36	60.21	3	Horizontal	343	2.00	-	35.82	8.51	32.70
RMS	7.126G	56.09	68.20	-12.11	44.51	3	Horizontal	343	2.00	-	35.76	8.52	32.70

6.875-7.125GHz_802.11be EHT160-BF_Nss1,(MCS0)_2TX

6985MHz_TX

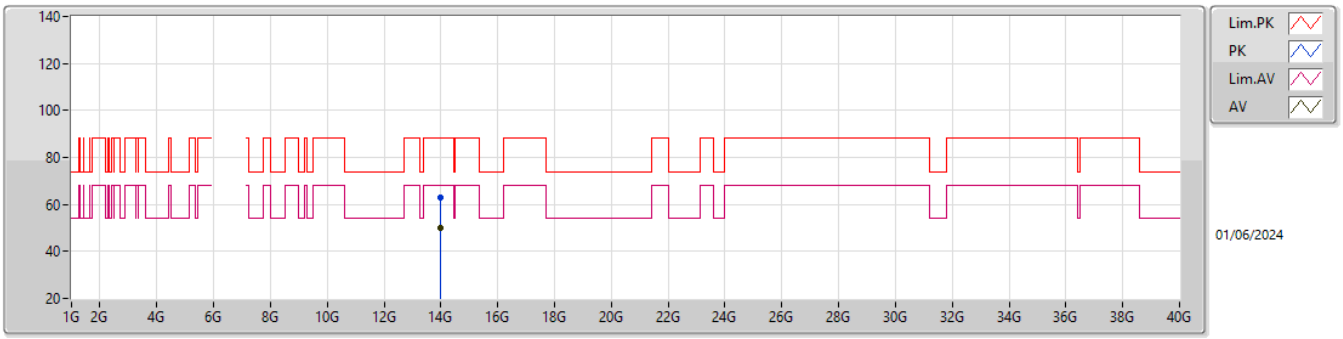

EUT Y_2TX
Setting 20
03-H-G-4

Type	Freq	Level	Limit	Margin	Raw	Dist	Condition	Azimuth	Height	Comment	AF	CL	PA
	(Hz)	(dBuV/m)	(dBuV/m)	(dB)	(dBuV)	(m)		(°)	(m)		(dB)	(dB)	(dB)
PK	13.97138G	62.74	88.20	-25.46	42.07	3	Vertical	313	1.79	-	41.09	12.19	32.61
RMS	13.97369G	50.15	68.20	-18.05	29.48	3	Vertical	313	1.79	-	41.09	12.19	32.61

6.875-7.125GHz_802.11be EHT160-BF_Nss1,(MCS0)_2TX

6985MHz_TX

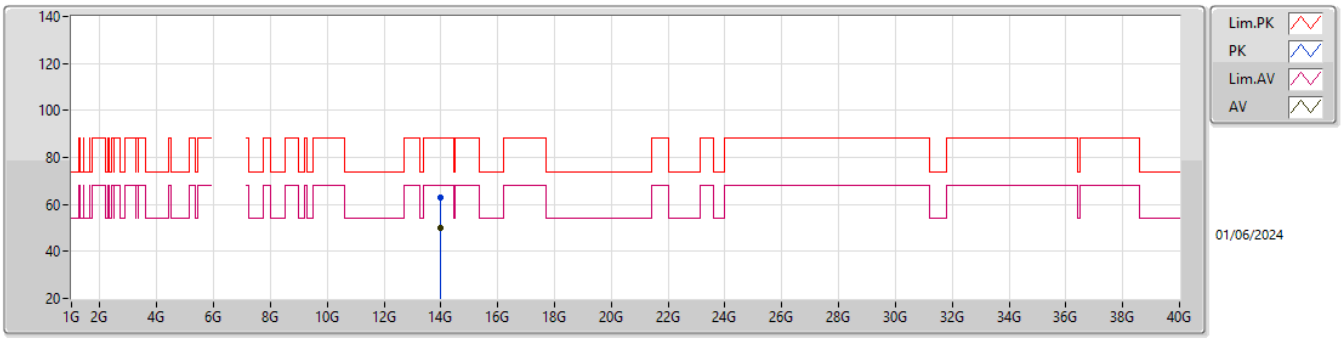

EUT Y_2TX
Setting 20
03-H-G-4

Type	Freq	Level	Limit	Margin	Raw	Dist	Condition	Azimuth	Height	Comment	AF	CL	PA
	(Hz)	(dBuV/m)	(dBuV/m)	(dB)	(dBuV)	(m)		(°)	(m)		(dB)	(dB)	(dB)
PK	13.97103G	63.06	88.20	-25.14	42.40	3	Horizontal	346	2.90	-	41.08	12.19	32.61
RMS	13.97392G	50.16	68.20	-18.04	29.48	3	Horizontal	346	2.90	-	41.10	12.19	32.61

6.875-7.125GHz_802.11be EHT160-BF_Nss1,(MCS0)_2TX

6985MHz_TX

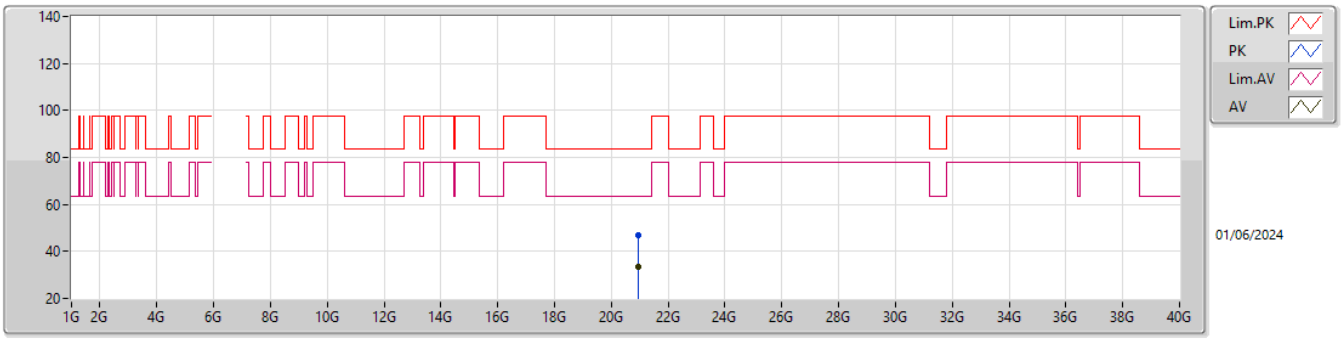

EUT Y_2TX
Setting 20
03-H-G-4

Type	Freq	Level	Limit	Margin	Raw	Dist	Condition	Azimuth	Height	Comment	AF	CL	PA
	(Hz)	(dBuV/m)	(dBuV/m)	(dB)	(dBuV)	(m)		(°)	(m)		(dB)	(dB)	(dB)
PK	20.95354G	46.73	83.54	-36.81	41.58	1	Vertical	3	1.49	-	38.09	15.96	48.90
AV	20.95748G	33.60	63.54	-29.94	28.46	1	Vertical	3	1.49	-	38.07	15.97	48.90

6.875-7.125GHz_802.11be EHT160-BF_Nss1,(MCS0)_2TX

6985MHz_TX

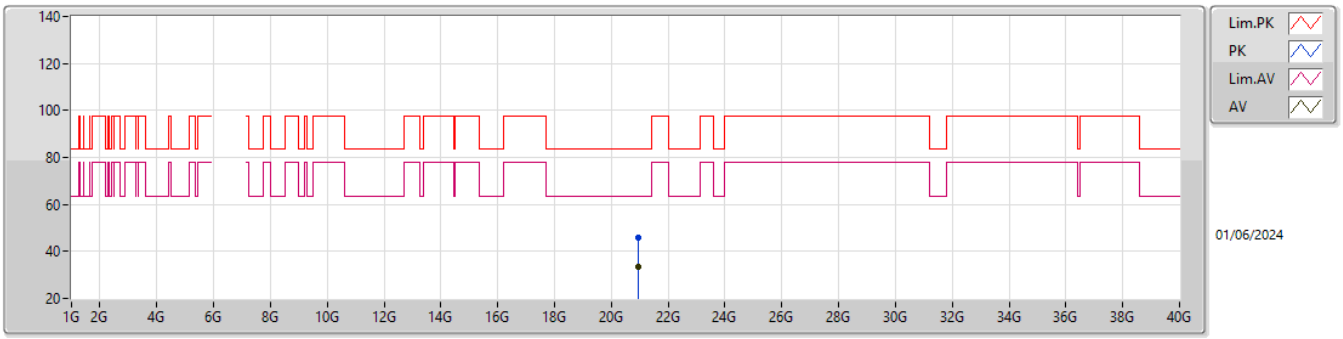

EUT Y_2TX
Setting 20
03-H-G-4

Type	Freq	Level	Limit	Margin	Raw	Dist	Condition	Azimuth	Height	Comment	AF	CL	PA
	(Hz)	(dBuV/m)	(dBuV/m)	(dB)	(dBuV)	(m)		(°)	(m)		(dB)	(dB)	(dB)
PK	20.9569G	46.04	83.54	-37.50	40.90	1	Horizontal	207	1.40	-	38.07	15.97	48.90
AV	20.9585G	33.51	63.54	-30.03	28.37	1	Horizontal	207	1.40	-	38.07	15.97	48.90

5.925-6.425GHz_802.11be EHT320-BF_Nss1,(MCS0)_2TX

6105MHz_TX

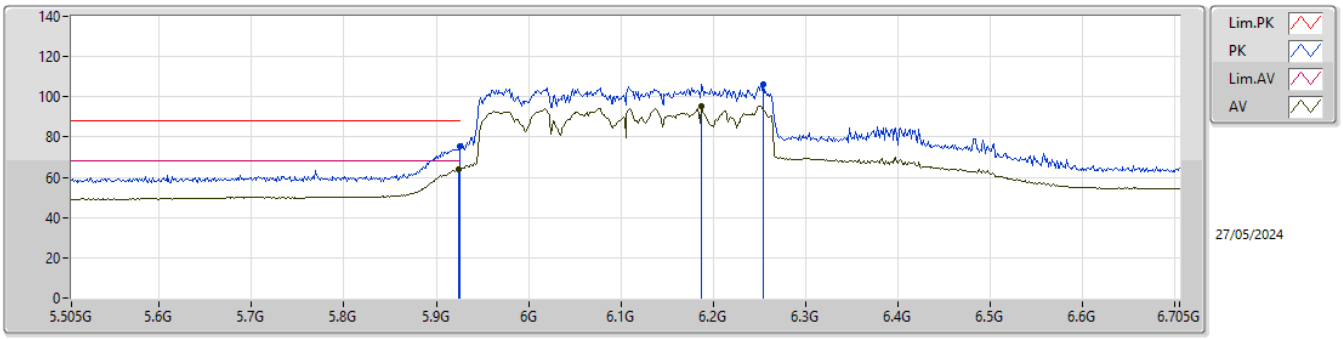

EUT Y_2TX
Setting 23
03-S-S-5-10

Type	Freq	Level	Limit	Margin	Raw	Dist	Condition	Azimuth	Height	Comment	AF	CL	PA
	(Hz)	(dBuV/m)	(dBuV/m)	(dB)	(dBuV)	(m)		(°)	(m)		(dB)	(dB)	(dB)
PK	5.925G	75.32	88.20	-12.88	67.72	3	Vertical	327	2.01	-	32.40	7.64	32.44
RMS	5.9238G	63.70	68.20	-4.50	56.10	3	Vertical	327	2.01	-	32.40	7.64	32.44
PK	6.2538G	106.19	Inf	-Inf	97.81	3	Vertical	327	2.01	-	33.00	7.79	32.41
RMS	6.1866G	95.60	Inf	-Inf	87.53	3	Vertical	327	2.01	-	32.77	7.72	32.42

5.925-6.425GHz_802.11be EHT320-BF_Nss1,(MCS0)_2TX

6105MHz_TX

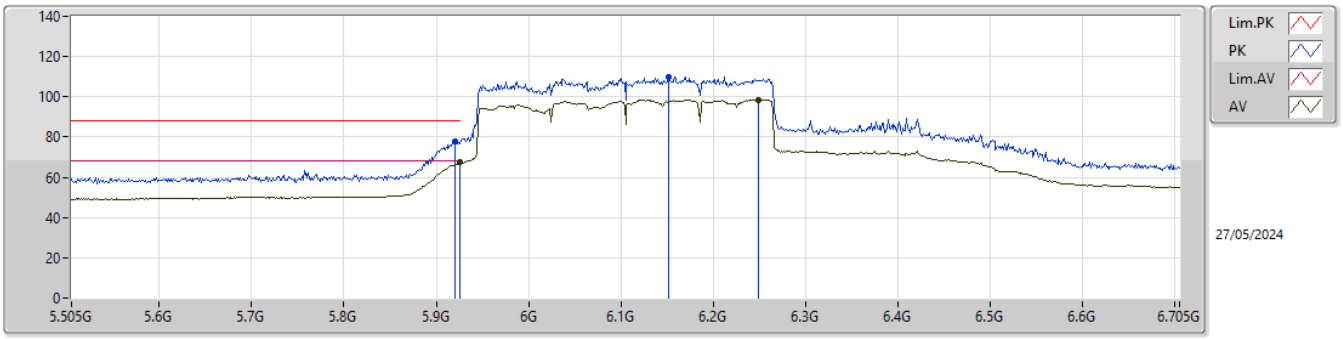

EUT Y_2TX
Setting 23
03-S-S-5-10

Type	Freq	Level	Limit	Margin	Raw	Dist	Condition	Azimuth	Height	Comment	AF	CL	PA
	(Hz)	(dBuV/m)	(dBuV/m)	(dB)	(dBuV)	(m)		(°)	(m)		(dB)	(dB)	(dB)
PK	5.9202G	77.58	88.20	-10.62	69.98	3	Horizontal	346	2.28	-	32.40	7.64	32.44
RMS	5.925G	67.81	68.20	-0.39	60.21	3	Horizontal	346	2.28	-	32.40	7.64	32.44
PK	6.1518G	110.11	Inf	-Inf	102.12	3	Horizontal	346	2.28	-	32.70	7.71	32.42
RMS	6.249G	98.52	Inf	-Inf	90.14	3	Horizontal	346	2.28	-	33.00	7.79	32.41

5.925-6.425GHz_802.11be EHT320-BF_Nss1,(MCS0)_2TX

6105MHz_TX

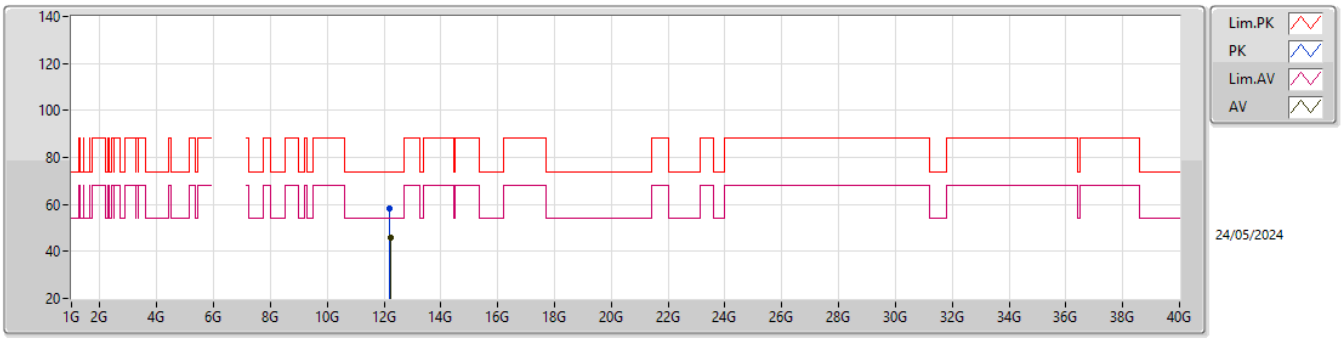

EUT Y_2TX
Setting 23
03-H-G-4

Type	Freq	Level	Limit	Margin	Raw	Dist	Condition	Azimuth	Height	Comment	AF	CL	PA
	(Hz)	(dBuV/m)	(dBuV/m)	(dB)	(dBuV)	(m)		(°)	(m)		(dB)	(dB)	(dB)
PK	12.20767G	58.43	74.00	-15.57	42.32	3	Vertical	353	2.61	-	38.72	11.59	34.20
AV	12.21364G	46.11	54.00	-7.89	29.98	3	Vertical	353	2.61	-	38.73	11.59	34.19

5.925-6.425GHz_802.11be EHT320-BF_Nss1,(MCS0)_2TX

6105MHz_TX

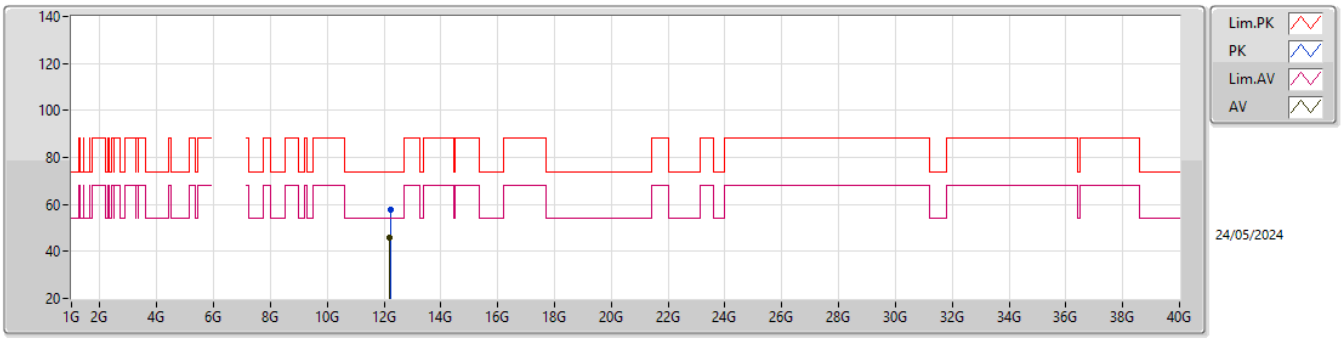

EUT Y_2TX
Setting 23
03-H-G-4

Type	Freq	Level	Limit	Margin	Raw	Dist	Condition	Azimuth	Height	Comment	AF	CL	PA
	(Hz)	(dBuV/m)	(dBuV/m)	(dB)	(dBuV)	(m)		(°)	(m)		(dB)	(dB)	(dB)
PK	12.21443G	57.94	74.00	-16.06	41.81	3	Horizontal	222	2.75	-	38.73	11.59	34.19
AV	12.21065G	45.98	54.00	-8.02	29.86	3	Horizontal	222	2.75	-	38.72	11.59	34.19

5.925-6.425GHz_802.11be EHT320-BF_Nss1,(MCS0)_2TX

6105MHz_TX

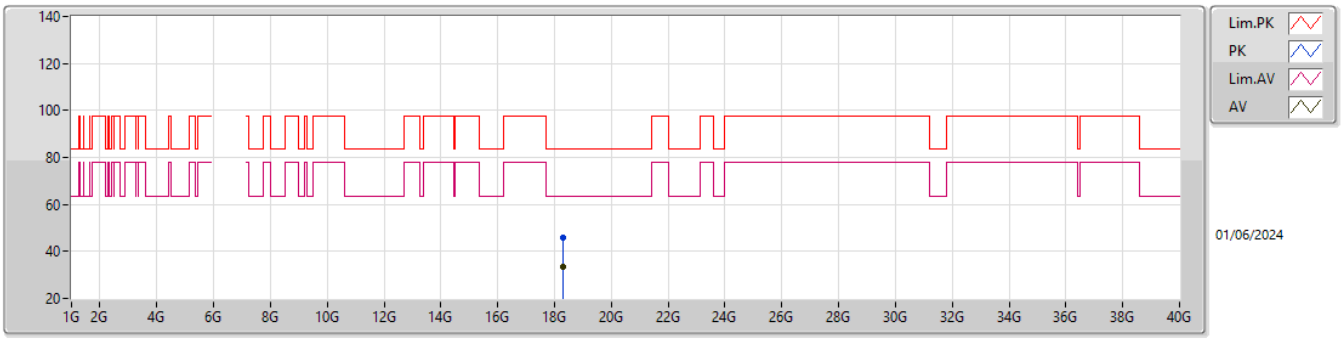

EUT Y_2TX
Setting 23
03-H-G-4

Type	Freq	Level	Limit	Margin	Raw	Dist	Condition	Azimuth	Height	Comment	AF	CL	PA
	(Hz)	(dBuV/m)	(dBuV/m)	(dB)	(dBuV)	(m)		(°)	(m)		(dB)	(dB)	(dB)
PK	18.31826G	45.68	83.54	-37.86	42.49	1	Vertical	101	1.91	-	37.50	15.28	49.59
AV	18.31538G	33.48	63.54	-30.06	30.29	1	Vertical	101	1.91	-	37.50	15.28	49.59

5.925-6.425GHz_802.11be EHT320-BF_Nss1,(MCS0)_2TX

6105MHz_TX

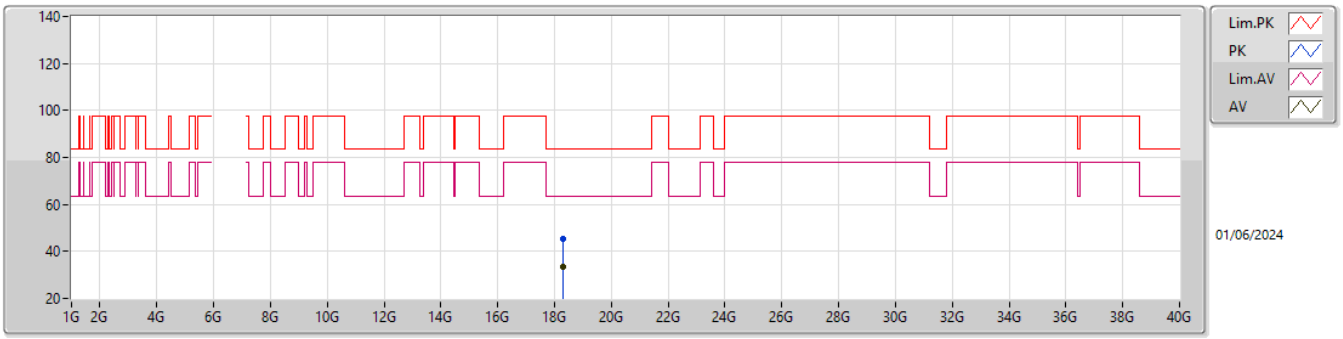

EUT Y_2TX
Setting 23
03-H-G-4

Type	Freq	Level	Limit	Margin	Raw	Dist	Condition	Azimuth	Height	Comment	AF	CL	PA
	(Hz)	(dBuV/m)	(dBuV/m)	(dB)	(dBuV)	(m)		(°)	(m)		(dB)	(dB)	(dB)
PK	18.31292G	45.56	83.54	-37.98	42.37	1	Horizontal	3	1.87	-	37.50	15.28	49.59
AV	18.3154G	33.48	63.54	-30.06	30.29	1	Horizontal	3	1.87	-	37.50	15.28	49.59

5.925-6.425GHz_802.11be EHT320-BF_Nss1,(MCS0)_2TX

6265MHz_TX

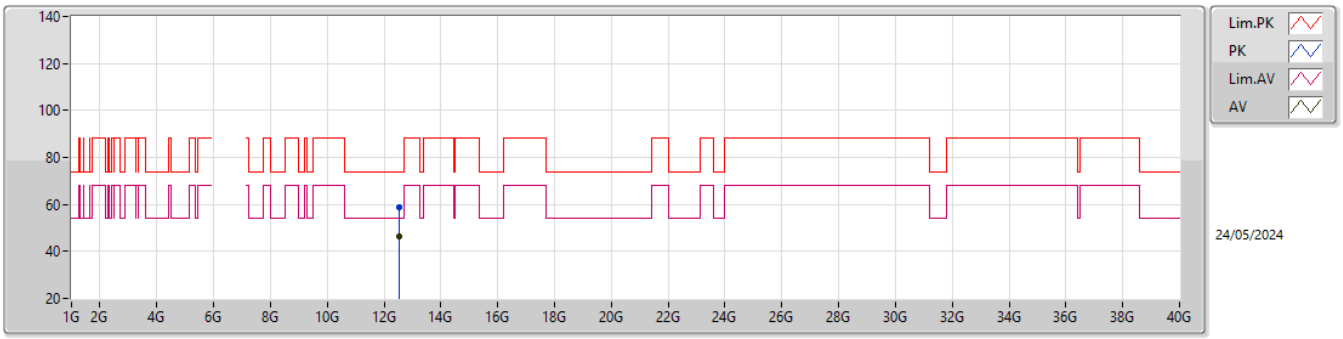

EUT Y_2TX
Setting 24
03-H-G-4

Type	Freq	Level	Limit	Margin	Raw	Dist	Condition	Azimuth	Height	Comment	AF	CL	PA
	(Hz)	(dBuV/m)	(dBuV/m)	(dB)	(dBuV)	(m)		(°)	(m)		(dB)	(dB)	(dB)
PK	12.53301G	58.86	74.00	-15.14	42.40	3	Vertical	308	1.05	-	38.70	11.70	33.94
AV	12.53001G	46.16	54.00	-7.84	29.70	3	Vertical	308	1.05	-	38.70	11.70	33.94

5.925-6.425GHz_802.11be EHT320-BF_Nss1,(MCS0)_2TX

6265MHz_TX

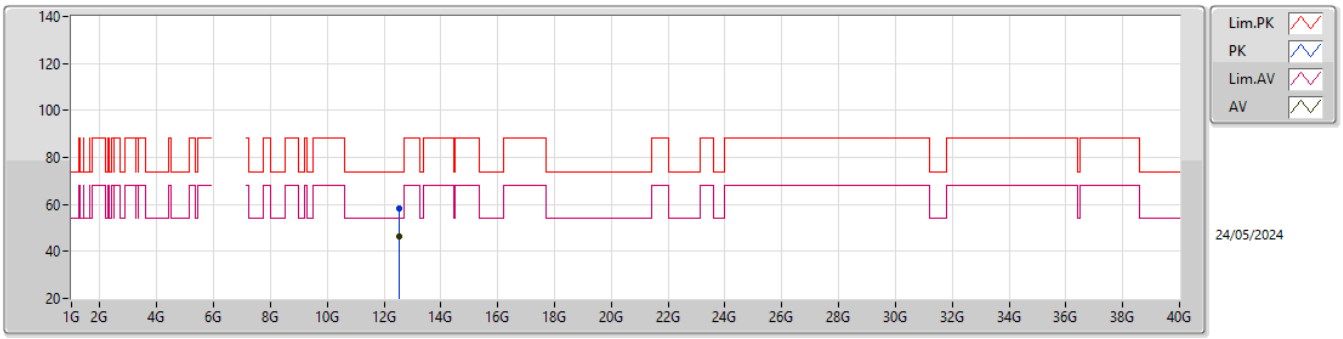

EUT Y_2TX
Setting 24
03-H-G-4

Type	Freq	Level	Limit	Margin	Raw	Dist	Condition	Azimuth	Height	Comment	AF	CL	PA
	(Hz)	(dBuV/m)	(dBuV/m)	(dB)	(dBuV)	(m)		(°)	(m)		(dB)	(dB)	(dB)
PK	12.53124G	58.27	74.00	-15.73	41.81	3	Horizontal	221	2.13	-	38.70	11.70	33.94
AV	12.53267G	46.22	54.00	-7.78	29.76	3	Horizontal	221	2.13	-	38.70	11.70	33.94

5.925-6.425GHz_802.11be EHT320-BF_Nss1,(MCS0)_2TX

6265MHz_TX

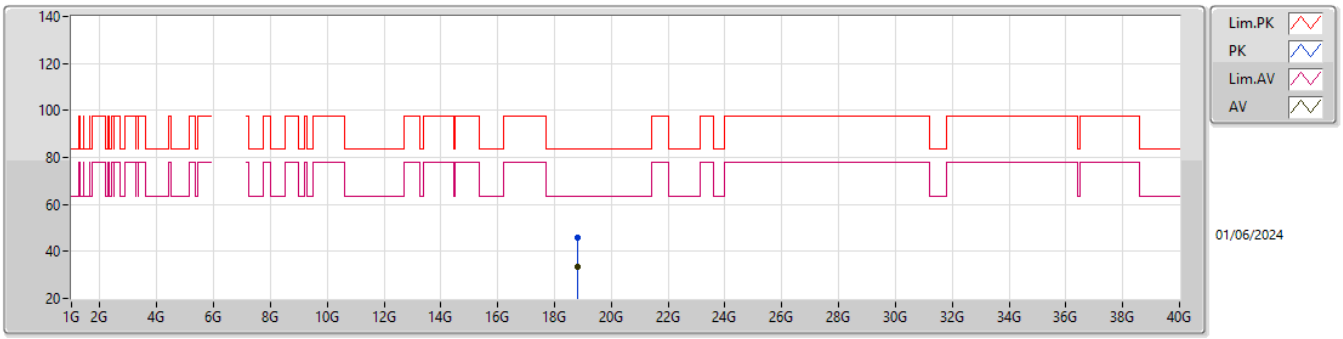

EUT Y_2TX
Setting 24
03-H-G-4

Type	Freq	Level	Limit	Margin	Raw	Dist	Condition	Azimuth	Height	Comment	AF	CL	PA
	(Hz)	(dBuV/m)	(dBuV/m)	(dB)	(dBuV)	(m)		(°)	(m)		(dB)	(dB)	(dB)
PK	18.79218G	45.64	83.54	-37.90	42.06	1	Vertical	81	1.71	-	37.80	15.26	49.48
AV	18.79614G	33.37	63.54	-30.17	29.79	1	Vertical	81	1.71	-	37.80	15.26	49.48

5.925-6.425GHz_802.11be EHT320-BF_Nss1,(MCS0)_2TX

6265MHz_TX

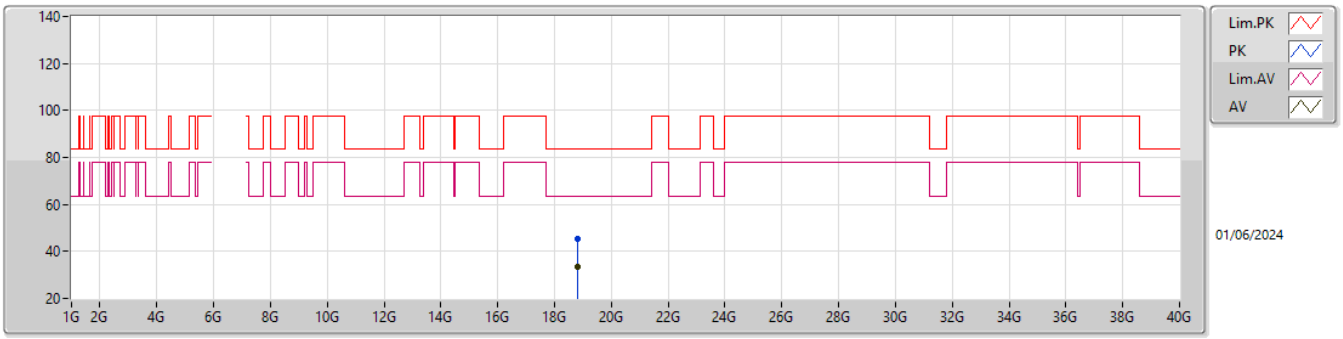

EUT Y_2TX
Setting 24
03-H-G-4

Type	Freq	Level	Limit	Margin	Raw	Dist	Condition	Azimuth	Height	Comment	AF	CL	PA
	(Hz)	(dBuV/m)	(dBuV/m)	(dB)	(dBuV)	(m)		(°)	(m)		(dB)	(dB)	(dB)
PK	18.79838G	45.44	83.54	-38.10	41.86	1	Horizontal	173	1.64	-	37.80	15.26	49.48
AV	18.79776G	33.37	63.54	-30.17	29.79	1	Horizontal	173	1.64	-	37.80	15.26	49.48

5.925-6.425GHz_802.11be EHT320-BF_Nss1,(MCS0)_2TX

6425MHz_TX

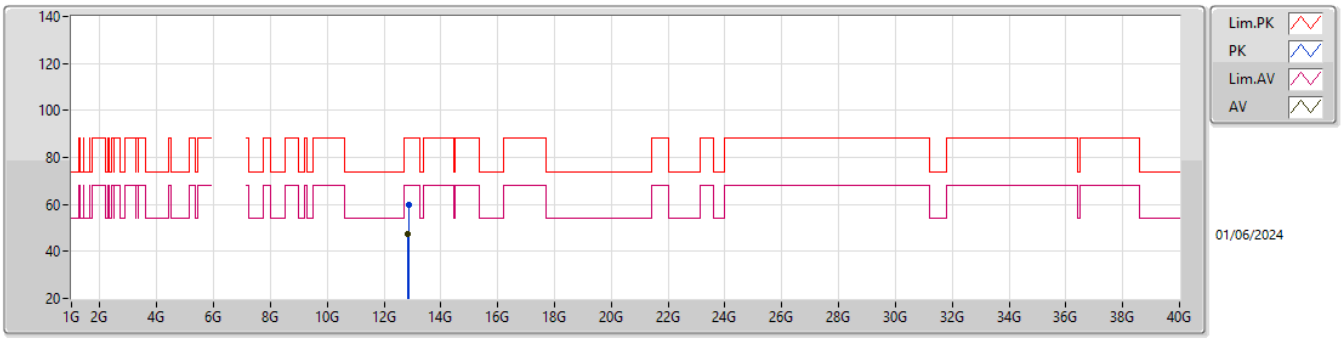

EUT Y_2TX
Setting 24
03-H-G-4

Type	Freq	Level	Limit	Margin	Raw	Dist	Condition	Azimuth	Height	Comment	AF	CL	PA
	(Hz)	(dBuV/m)	(dBuV/m)	(dB)	(dBuV)	(m)		(°)	(m)		(dB)	(dB)	(dB)
PK	12.85473G	59.61	88.20	-28.59	42.10	3	Vertical	226	2.30	-	39.20	11.81	33.50
RMS	12.85106G	47.16	68.20	-21.04	29.65	3	Vertical	226	2.30	-	39.20	11.81	33.50

5.925-6.425GHz_802.11be EHT320-BF_Nss1,(MCS0)_2TX

6425MHz_TX

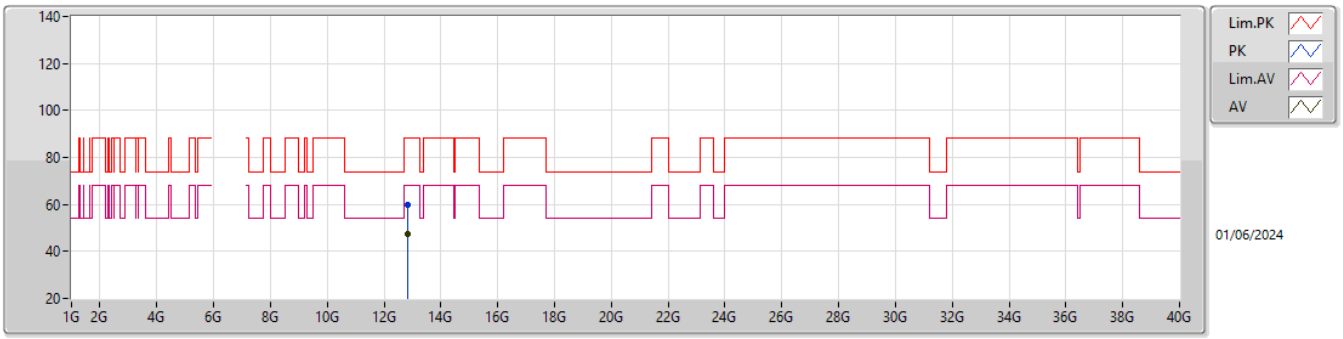

EUT Y_2TX
Setting 24
03-H-G-4

Type	Freq	Level	Limit	Margin	Raw	Dist	Condition	Azimuth	Height	Comment	AF	CL	PA
	(Hz)	(dBuV/m)	(dBuV/m)	(dB)	(dBuV)	(m)		(°)	(m)		(dB)	(dB)	(dB)
PK	12.84874G	59.71	88.20	-28.49	42.22	3	Horizontal	25	3.00	-	39.19	11.81	33.51
RMS	12.84501G	47.21	68.20	-20.99	29.73	3	Horizontal	25	3.00	-	39.18	11.81	33.51

5.925-6.425GHz_802.11be EHT320-BF_Nss1,(MCS0)_2TX

6425MHz_TX

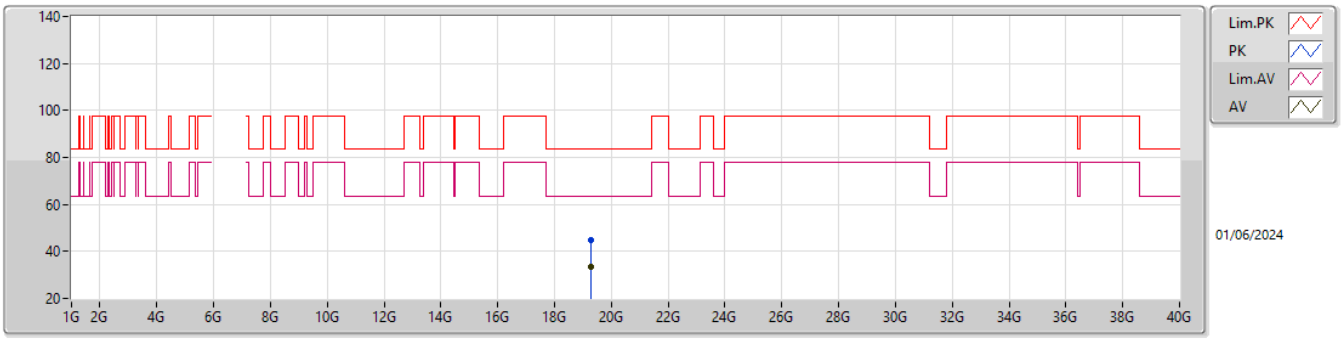

EUT Y_2TX
Setting 24
03-H-G-4

Type	Freq	Level	Limit	Margin	Raw	Dist	Condition	Azimuth	Height	Comment	AF	CL	PA
	(Hz)	(dBuV/m)	(dBuV/m)	(dB)	(dBuV)	(m)		(°)	(m)		(dB)	(dB)	(dB)
PK	19.27994G	45.08	83.54	-38.46	41.41	1	Vertical	19	1.43	-	37.96	15.24	49.53
AV	19.2727G	33.20	63.54	-30.34	29.54	1	Vertical	19	1.43	-	37.95	15.24	49.53

5.925-6.425GHz_802.11be EHT320-BF_Nss1,(MCS0)_2TX

6425MHz_TX

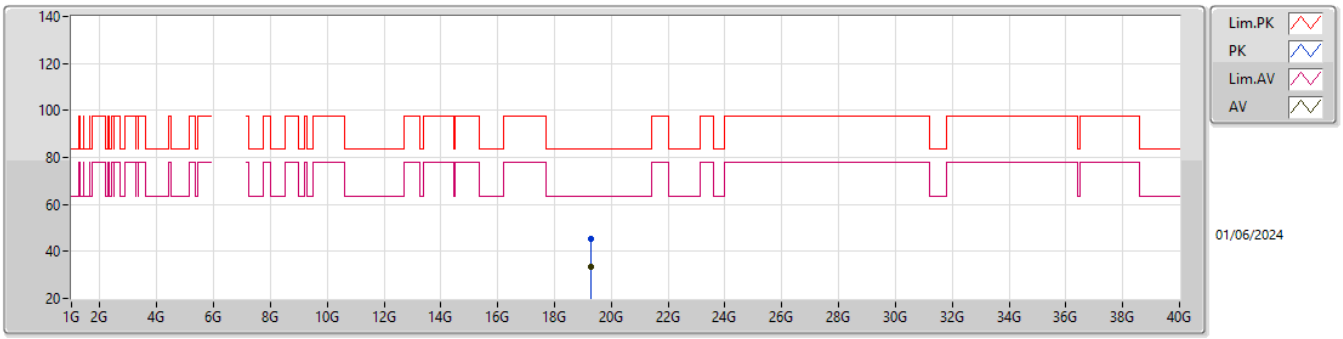

EUT Y_2TX
Setting 24
03-H-G-4

Type	Freq	Level	Limit	Margin	Raw	Dist	Condition	Azimuth	Height	Comment	AF	CL	PA
	(Hz)	(dBuV/m)	(dBuV/m)	(dB)	(dBuV)	(m)		(°)	(m)		(dB)	(dB)	(dB)
PK	19.2701G	45.50	83.54	-38.04	41.84	1	Horizontal	343	1.52	-	37.94	15.24	49.52
AV	19.2717G	33.28	63.54	-30.26	29.62	1	Horizontal	343	1.52	-	37.94	15.24	49.52

6.425-6.525GHz_802.11be EHT320-BF_Nss1,(MCS0)_2TX

6585MHz_TX

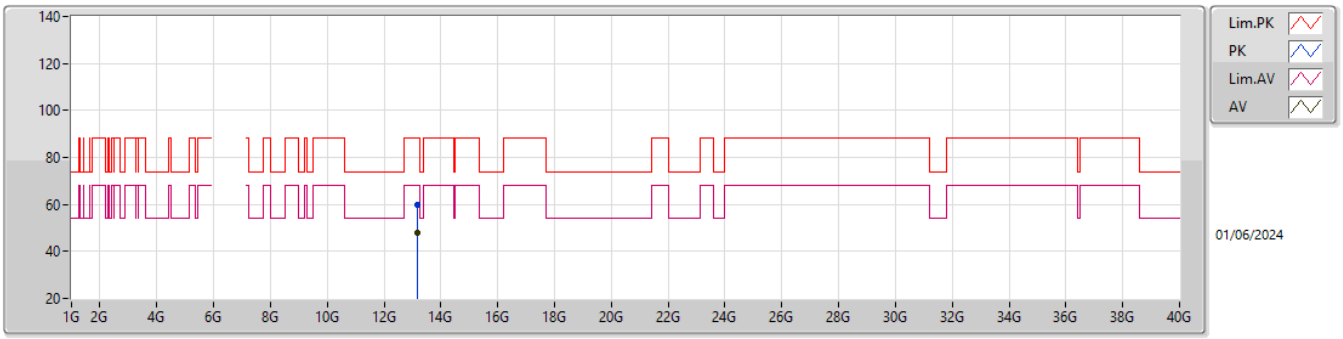

EUT Y_2TX
Setting 24
03-H-G-4

Type	Freq	Level	Limit	Margin	Raw	Dist	Condition	Azimuth	Height	Comment	AF	CL	PA
	(Hz)	(dBuV/m)	(dBuV/m)	(dB)	(dBuV)	(m)		(°)	(m)		(dB)	(dB)	(dB)
PK	13.16514G	60.03	88.20	-28.17	41.58	3	Vertical	88	2.90	-	39.63	11.92	33.10
RMS	13.1658G	47.82	68.20	-20.38	29.37	3	Vertical	88	2.90	-	39.63	11.92	33.10

6.425-6.525GHz_802.11be EHT320-BF_Nss1,(MCS0)_2TX

6585MHz_TX

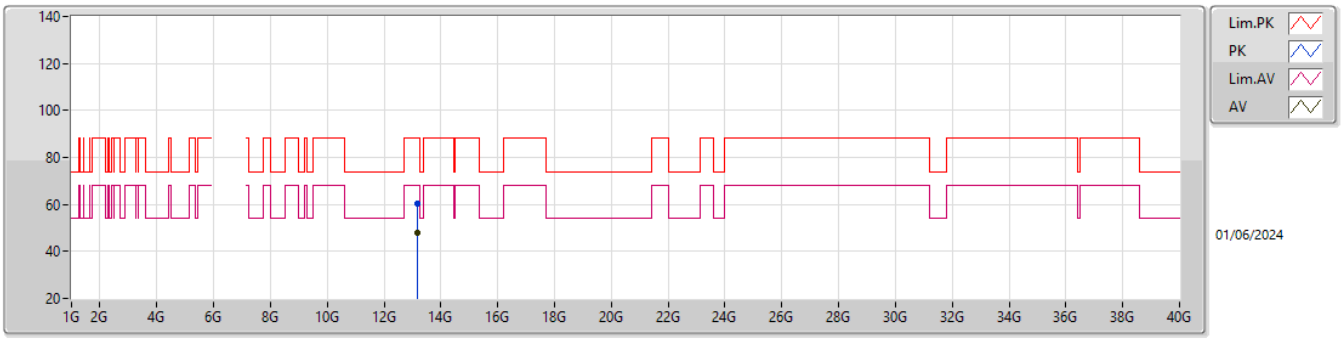

EUT Y_2TX
Setting 24
03-H-G-4

Type	Freq	Level	Limit	Margin	Raw	Dist	Condition	Azimuth	Height	Comment	AF	CL	PA
	(Hz)	(dBuV/m)	(dBuV/m)	(dB)	(dBuV)	(m)		(°)	(m)		(dB)	(dB)	(dB)
PK	13.17158G	60.12	88.20	-28.08	41.65	3	Horizontal	239	1.87	-	39.64	11.92	33.09
RMS	13.16906G	47.81	68.20	-20.39	29.35	3	Horizontal	239	1.87	-	39.64	11.92	33.10

6.425-6.525GHz_802.11be EHT320-BF_Nss1,(MCS0)_2TX

6585MHz_TX

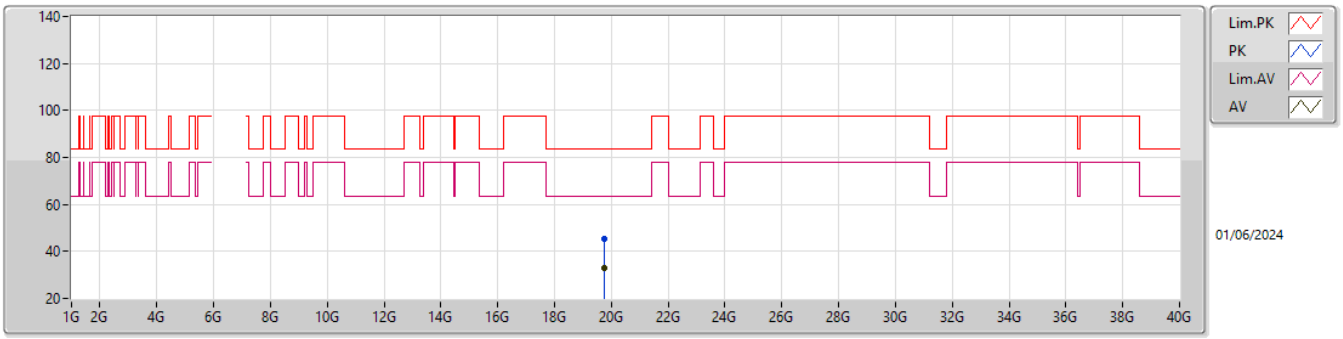

EUT Y_2TX
Setting 24
03-H-G-4

Type	Freq	Level	Limit	Margin	Raw	Dist	Condition	Azimuth	Height	Comment	AF	CL	PA
	(Hz)	(dBuV/m)	(dBuV/m)	(dB)	(dBuV)	(m)		(°)	(m)		(dB)	(dB)	(dB)
PK	19.75474G	45.37	83.54	-38.17	41.71	1	Vertical	31	1.66	-	37.92	15.21	49.47
AV	19.7594G	33.08	63.54	-30.46	29.40	1	Vertical	31	1.66	-	37.94	15.21	49.47

6.425-6.525GHz_802.11be EHT320-BF_Nss1,(MCS0)_2TX

6585MHz_TX

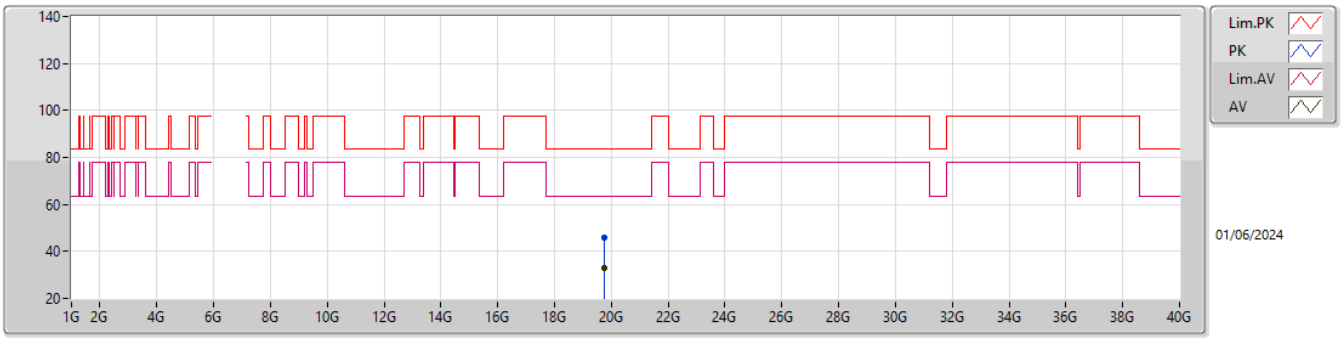

EUT Y_2TX
Setting 24
03-H-G-4

Type	Freq	Level	Limit	Margin	Raw	Dist	Condition	Azimuth	Height	Comment	AF	CL	PA
	(Hz)	(dBuV/m)	(dBuV/m)	(dB)	(dBuV)	(m)		(°)	(m)		(dB)	(dB)	(dB)
PK	19.75964G	45.83	83.54	-37.71	42.15	1	Horizontal	284	1.66	-	37.94	15.21	49.47
AV	19.75242G	33.10	63.54	-30.44	29.45	1	Horizontal	284	1.66	-	37.91	15.21	49.47

6.525-6.875GHz_802.11be EHT320-BF_Nss1,(MCS0)_2TX

6745MHz_TX

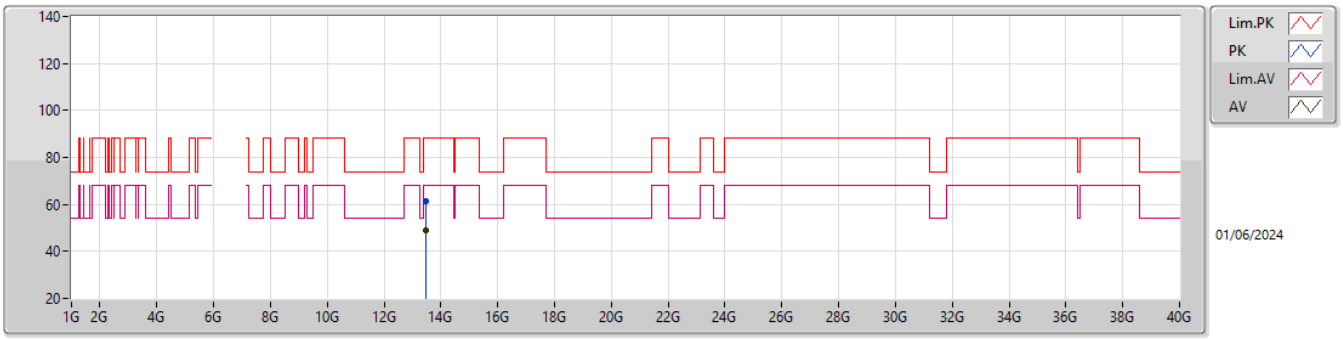

EUT Y_2TX
Setting 24
03-H-G-4

Type	Freq	Level	Limit	Margin	Raw	Dist	Condition	Azimuth	Height	Comment	AF	CL	PA
	(Hz)	(dBuV/m)	(dBuV/m)	(dB)	(dBuV)	(m)		(°)	(m)		(dB)	(dB)	(dB)
PK	13.48932G	61.32	88.20	-26.88	41.72	3	Vertical	69	2.94	-	40.28	12.03	32.71
RMS	13.48934G	48.80	68.20	-19.40	29.20	3	Vertical	69	2.94	-	40.28	12.03	32.71

6.525-6.875GHz_802.11be EHT320-BF_Nss1,(MCS0)_2TX

6745MHz_TX

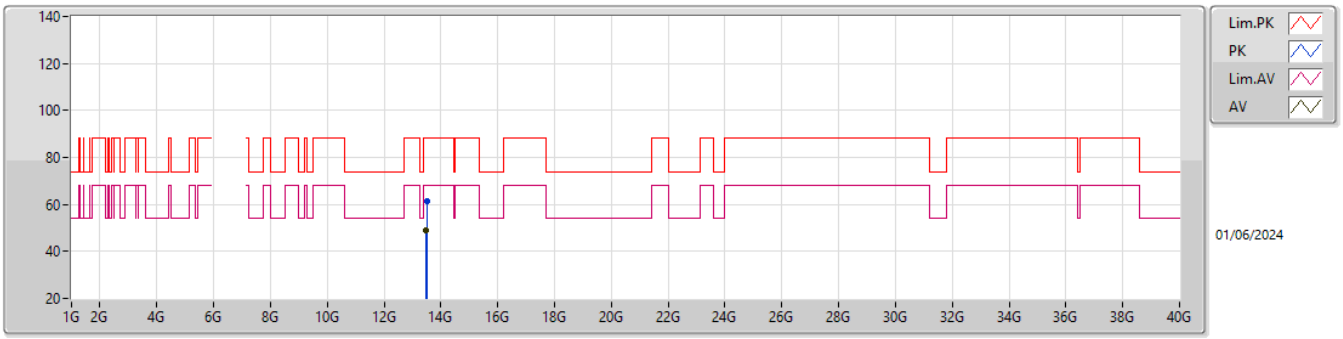

EUT Y_2TX
Setting 24
03-H-G-4

Type	Freq	Level	Limit	Margin	Raw	Dist	Condition	Azimuth	Height	Comment	AF	CL	PA
	(Hz)	(dBuV/m)	(dBuV/m)	(dB)	(dBuV)	(m)		(°)	(m)		(dB)	(dB)	(dB)
PK	13.49458G	61.47	88.20	-26.73	41.86	3	Horizontal	25	1.33	-	40.29	12.03	32.71
RMS	13.48846G	48.73	68.20	-19.47	29.13	3	Horizontal	25	1.33	-	40.28	12.03	32.71

6.525-6.875GHz_802.11be EHT320-BF_Nss1,(MCS0)_2TX

6745MHz_TX

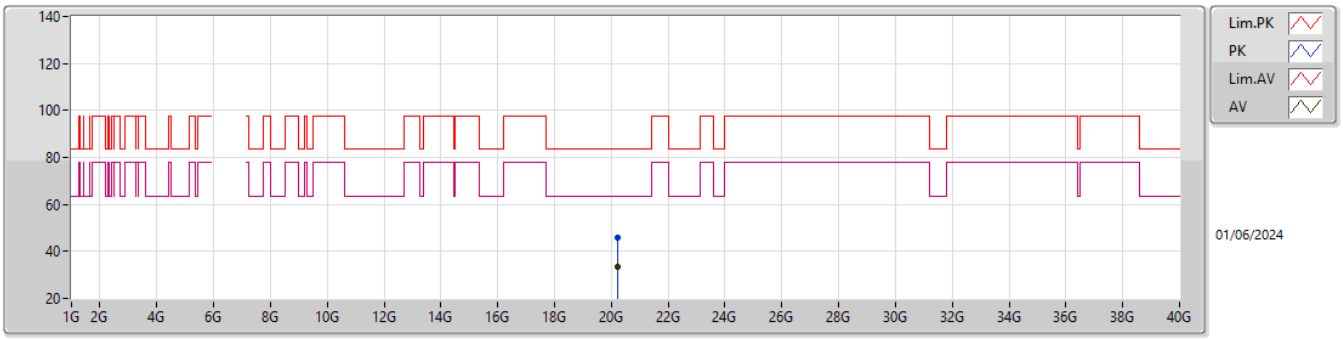

EUT Y_2TX
Setting 24
03-H-G-4

Type	Freq	Level	Limit	Margin	Raw	Dist	Condition	Azimuth	Height	Comment	AF	CL	PA
	(Hz)	(dBuV/m)	(dBuV/m)	(dB)	(dBuV)	(m)		(°)	(m)		(dB)	(dB)	(dB)
PK	20.2329G	45.89	83.54	-37.65	41.74	1	Vertical	132	1.36	-	37.97	15.39	49.21
AV	20.23068G	33.52	63.54	-30.02	29.39	1	Vertical	132	1.36	-	37.96	15.38	49.21

6.525-6.875GHz_802.11be EHT320-BF_Nss1,(MCS0)_2TX

6745MHz_TX

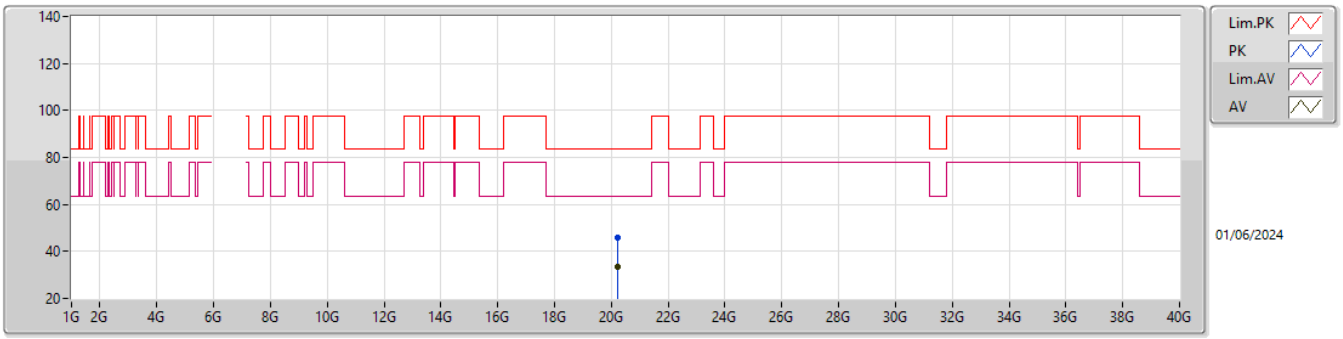

EUT Y_2TX
Setting 24
03-H-G-4

Type	Freq	Level	Limit	Margin	Raw	Dist	Condition	Azimuth	Height	Comment	AF	CL	PA
	(Hz)	(dBuV/m)	(dBuV/m)	(dB)	(dBuV)	(m)		(°)	(m)		(dB)	(dB)	(dB)
PK	20.23202G	46.12	83.54	-37.42	41.98	1	Horizontal	261	1.60	-	37.96	15.39	49.21
AV	20.23376G	33.42	63.54	-30.12	29.27	1	Horizontal	261	1.60	-	37.97	15.39	49.21

6.525-6.875GHz_802.11be EHT320-BF_Nss1,(MCS0)_2TX

6905MHz_TX

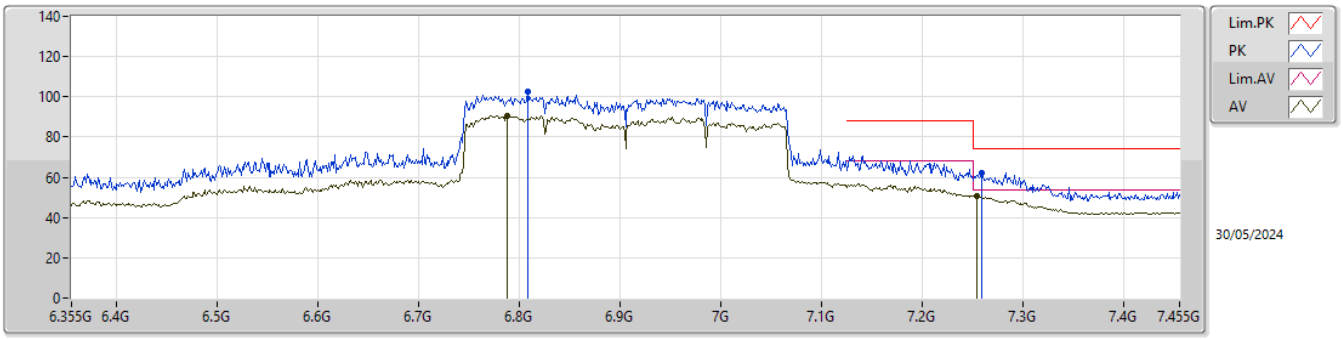

EUT Y_2TX
Setting 22
02-C-J-8

Type	Freq	Level	Limit	Margin	Raw	Dist	Condition	Azimuth	Height	Comment	AF	CL	PA
	(Hz)	(dBuV/m)	(dBuV/m)	(dB)	(dBuV)	(m)		(°)	(m)		(dB)	(dB)	(dB)
PK	6.8082G	102.59	Inf	-Inf	92.79	3	Vertical	12	2.71	-	35.30	6.22	31.72
AV	6.7873G	90.65	Inf	-Inf	80.86	3	Vertical	12	2.71	-	35.27	6.21	31.69
PK	7.2581G	62.32	74.00	-11.68	51.69	3	Vertical	12	2.71	-	36.23	6.48	32.08
AV	7.2537G	50.72	54.00	-3.28	40.11	3	Vertical	12	2.71	-	36.21	6.48	32.08

6.525-6.875GHz_802.11be EHT320-BF_Nss1,(MCS0)_2TX

6905MHz_TX

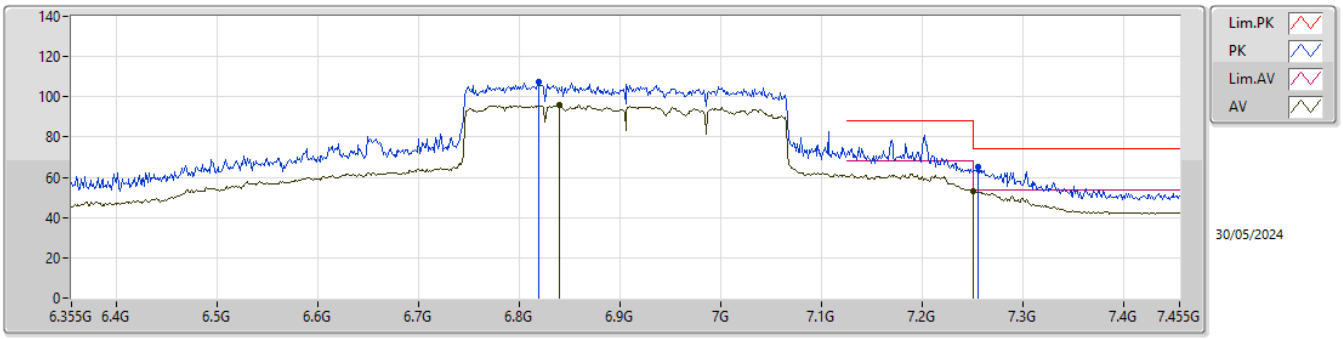

EUT Y_2TX
Setting 22
02-C-J-8

Type	Freq	Level	Limit	Margin	Raw	Dist	Condition	Azimuth	Height	Comment	AF	CL	PA
	(Hz)	(dBuV/m)	(dBuV/m)	(dB)	(dBuV)	(m)		(°)	(m)		(dB)	(dB)	(dB)
PK	6.8192G	107.19	Inf	-Inf	97.40	3	Horizontal	353	2.30	-	35.30	6.22	31.73
AV	6.839G	95.73	Inf	-Inf	85.94	3	Horizontal	353	2.30	-	35.30	6.24	31.75
PK	7.2548G	65.27	74.00	-8.73	54.65	3	Horizontal	352	2.34	-	36.22	6.48	32.08
AV	7.25G	53.34	54.00	-0.66	42.74	3	Horizontal	353	2.30	-	36.20	6.48	32.08

6.525-6.875GHz_802.11be EHT320-BF_Nss1,(MCS0)_2TX

6905MHz_TX

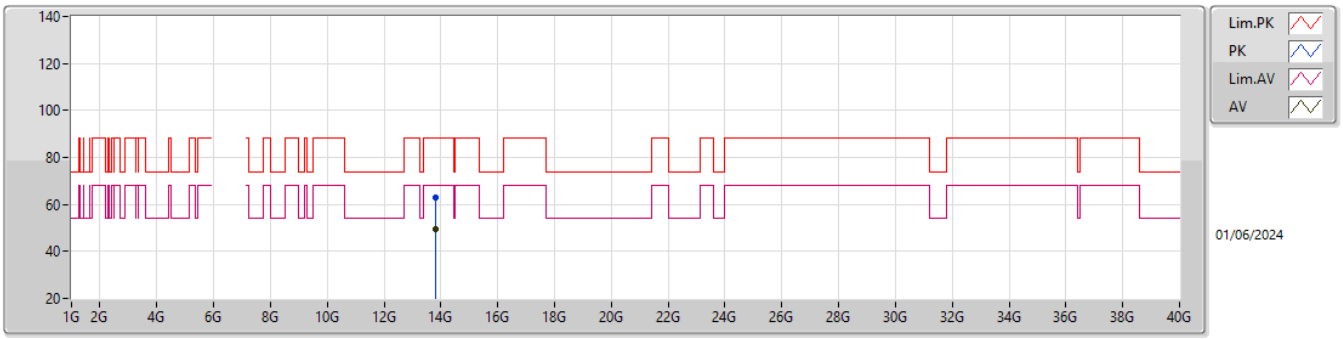

EUT Y_2TX
Setting 22
03-H-G-4

Type	Freq	Level	Limit	Margin	Raw	Dist	Condition	Azimuth	Height	Comment	AF	CL	PA
	(Hz)	(dBuV/m)	(dBuV/m)	(dB)	(dBuV)	(m)		(°)	(m)		(dB)	(dB)	(dB)
PK	13.80938G	62.92	88.20	-25.28	42.70	3	Vertical	350	1.69	-	40.72	12.14	32.64
RMS	13.8083G	49.49	68.20	-18.71	29.28	3	Vertical	350	1.69	-	40.72	12.13	32.64

6.525-6.875GHz_802.11be EHT320-BF_Nss1,(MCS0)_2TX

6905MHz_TX

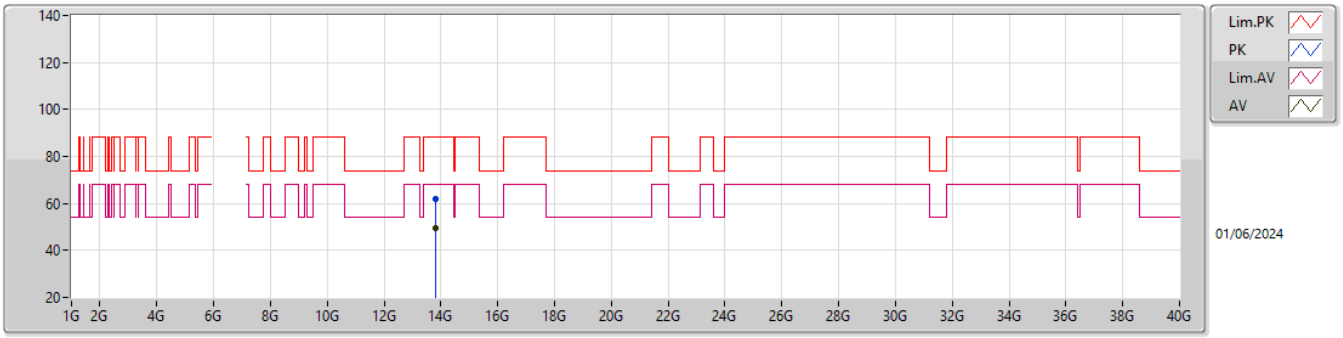

EUT Y_2TX
Setting 22
03-H-G-4

Type	Freq	Level	Limit	Margin	Raw	Dist	Condition	Azimuth	Height	Comment	AF	CL	PA
	(Hz)	(dBuV/m)	(dBuV/m)	(dB)	(dBuV)	(m)		(°)	(m)		(dB)	(dB)	(dB)
PK	13.81145G	61.72	88.20	-26.48	41.50	3	Horizontal	258	1.75	-	40.72	12.14	32.64
RMS	13.80787G	49.57	68.20	-18.63	29.36	3	Horizontal	258	1.75	-	40.72	12.13	32.64

6.525-6.875GHz_802.11be EHT320-BF_Nss1,(MCS0)_2TX

6905MHz_TX

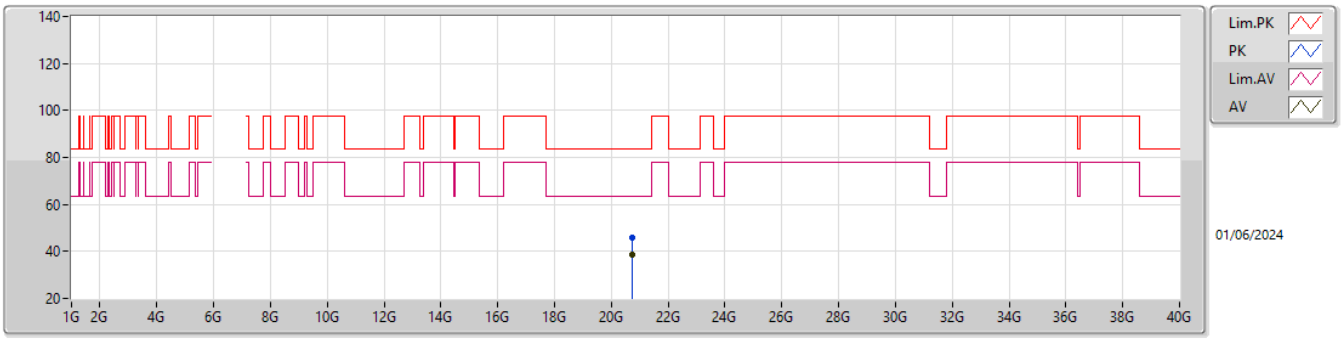

EUT Y_2TX
Setting 22
03-H-G-4

Type	Freq	Level	Limit	Margin	Raw	Dist	Condition	Azimuth	Height	Comment	AF	CL	PA
	(Hz)	(dBuV/m)	(dBuV/m)	(dB)	(dBuV)	(m)		(°)	(m)		(dB)	(dB)	(dB)
PK	20.71983G	46.08	83.54	-37.46	41.47	1	Vertical	341	1.76	-	37.86	15.78	49.03
AV	20.71992G	38.45	63.54	-25.09	33.84	1	Vertical	341	1.76	-	37.86	15.78	49.03

6.525-6.875GHz_802.11be EHT320-BF_Nss1,(MCS0)_2TX

6905MHz_TX

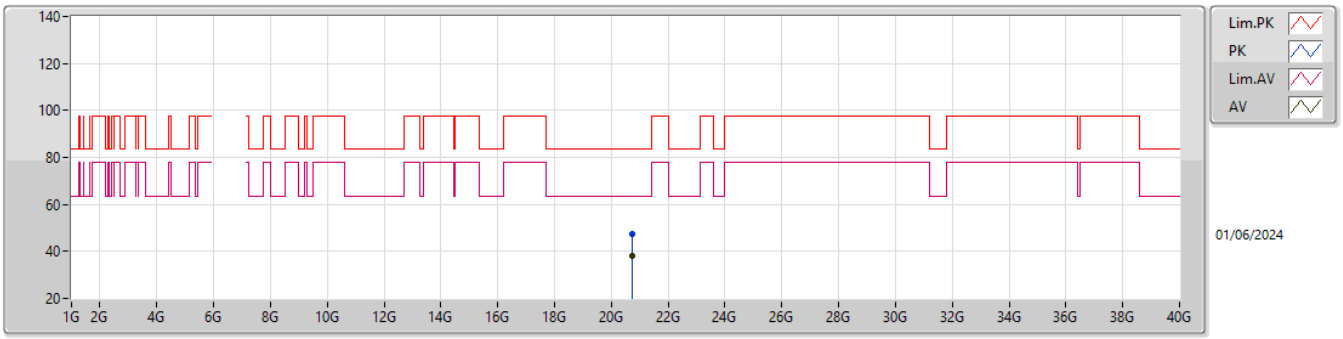

EUT Y_2TX
Setting 22
03-H-G-4

Type	Freq	Level	Limit	Margin	Raw	Dist	Condition	Azimuth	Height	Comment	AF	CL	PA
	(Hz)	(dBuV/m)	(dBuV/m)	(dB)	(dBuV)	(m)		(°)	(m)		(dB)	(dB)	(dB)
PK	20.71997G	47.32	83.54	-36.22	42.71	1	Horizontal	177	1.79	-	37.86	15.78	49.03
AV	20.71995G	38.28	63.54	-25.26	33.67	1	Horizontal	177	1.79	-	37.86	15.78	49.03

5.925-6.425GHz_802.11be EHT20-BF_Nss1,(MCS0)_4TX

5955MHz_TX

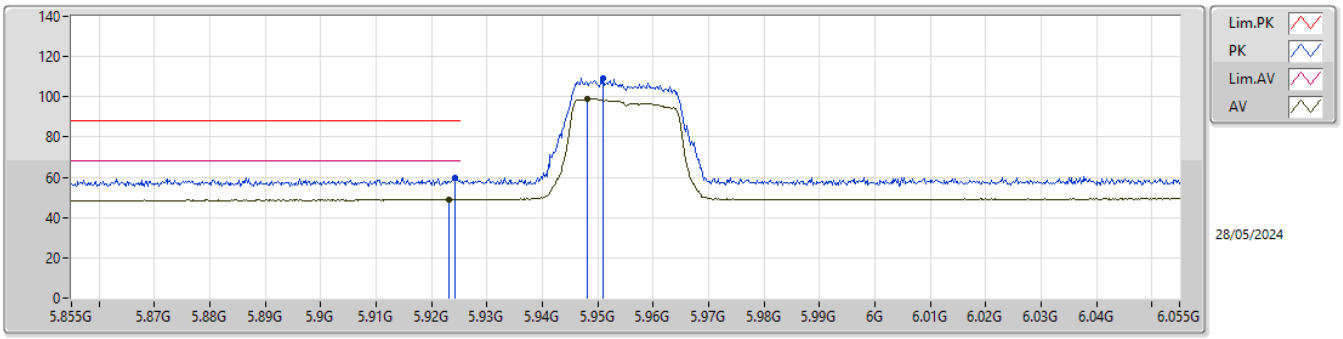

EUT X_4TX
Setting 13
02-C-V-1-10

Type	Freq	Level	Limit	Margin	Raw	Dist	Condition	Azimuth	Height	Comment	AF	CL	PA
	(Hz)	(dBuV/m)	(dBuV/m)	(dB)	(dBuV)	(m)		(°)	(m)		(dB)	(dB)	(dB)
PK	5.9242G	59.79	88.20	-28.41	50.98	3	Vertical	334	1.49	-	34.20	5.77	31.16
RMS	5.9232G	49.05	68.20	-19.15	40.23	3	Vertical	334	1.49	-	34.20	5.77	31.15
PK	5.951G	109.12	Inf	-Inf	100.29	3	Vertical	334	1.49	-	34.20	5.80	31.17
RMS	5.948G	98.89	Inf	-Inf	90.07	3	Vertical	334	1.49	-	34.20	5.79	31.17

5.925-6.425GHz_802.11be EHT20-BF_Nss1,(MCS0)_4TX

5955MHz_TX

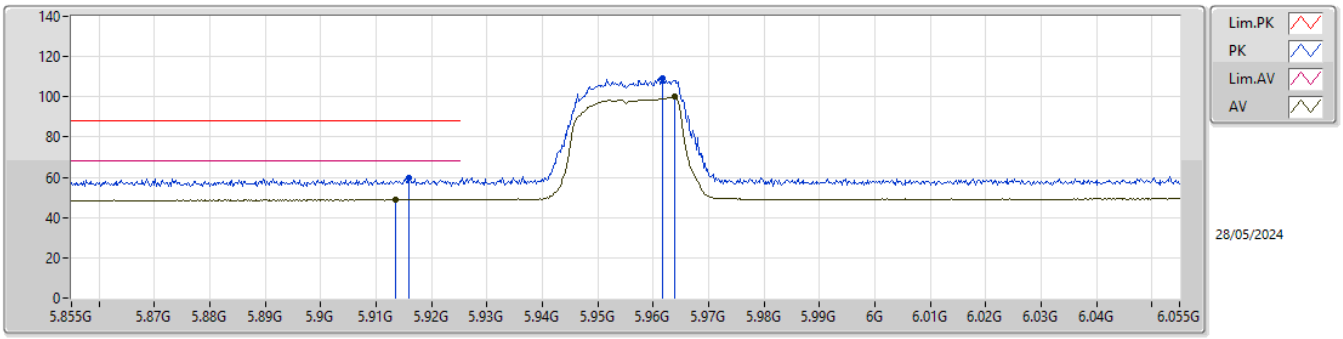

EUT X_4TX
Setting 13
02-C-V-1-10

Type	Freq	Level	Limit	Margin	Raw	Dist	Condition	Azimuth	Height	Comment	AF	CL	PA
	(Hz)	(dBuV/m)	(dBuV/m)	(dB)	(dBuV)	(m)		(°)	(m)		(dB)	(dB)	(dB)
PK	5.916G	60.03	88.20	-28.17	51.22	3	Horizontal	350	1.81	-	34.20	5.76	31.15
RMS	5.9134G	49.08	68.20	-19.12	40.28	3	Horizontal	350	1.81	-	34.20	5.75	31.15
PK	5.9616G	109.44	Inf	-Inf	100.58	3	Horizontal	350	1.81	-	34.22	5.81	31.17
RMS	5.9638G	99.96	Inf	-Inf	91.09	3	Horizontal	350	1.81	-	34.23	5.81	31.17

5.925-6.425GHz_802.11be EHT20-BF_Nss1,(MCS0)_4TX

5955MHz_TX

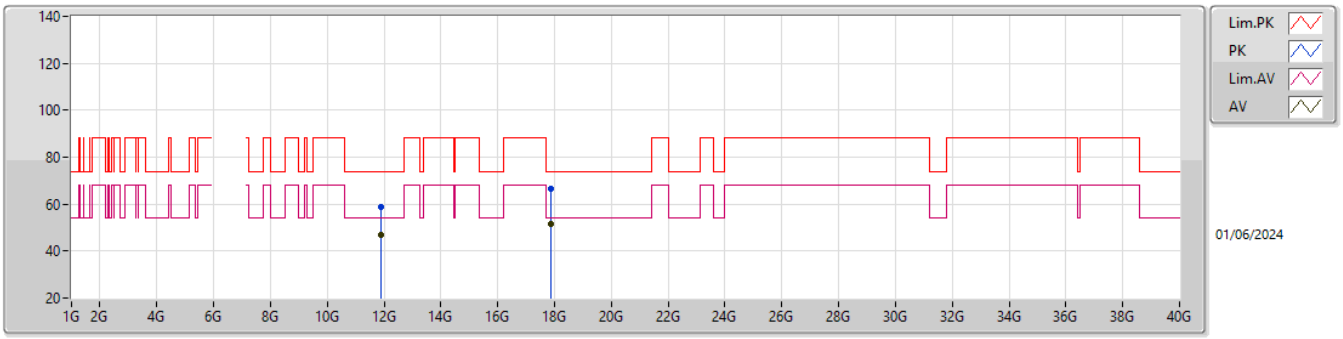

EUT X_4TX
Setting 13
03-H-G-4

Type	Freq	Level	Limit	Margin	Raw	Dist	Condition	Azimuth	Height	Comment	AF	CL	PA
	(Hz)	(dBuV/m)	(dBuV/m)	(dB)	(dBuV)	(m)		(°)	(m)		(dB)	(dB)	(dB)
PK	11.91219G	58.69	74.00	-15.31	42.42	3	Vertical	185	1.24	-	39.20	11.47	34.40
AV	11.91323G	47.14	54.00	-6.86	30.87	3	Vertical	185	1.24	-	39.20	11.47	34.40
PK	17.86989G	66.71	74.00	-7.29	40.49	3	Vertical	306	2.94	-	44.86	13.85	32.49
AV	17.86853G	51.60	54.00	-2.40	25.38	3	Vertical	306	2.94	-	44.86	13.85	32.49

5.925-6.425GHz_802.11be EHT20-BF_Nss1,(MCS0)_4TX

5955MHz_TX

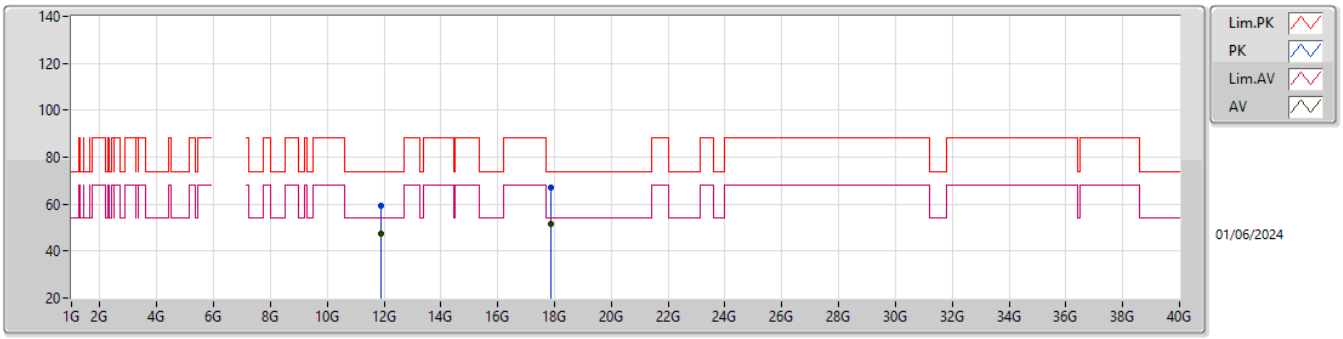

EUT X_4TX
Setting 13
03-H-G-4

Type	Freq	Level	Limit	Margin	Raw	Dist	Condition	Azimuth	Height	Comment	AF	CL	PA
	(Hz)	(dBuV/m)	(dBuV/m)	(dB)	(dBuV)	(m)		(°)	(m)		(dB)	(dB)	(dB)
PK	11.91088G	59.12	74.00	-14.88	42.85	3	Horizontal	344	2.13	-	39.20	11.47	34.40
AV	11.90605G	47.20	54.00	-6.80	30.93	3	Horizontal	344	2.13	-	39.20	11.47	34.40
PK	17.86823G	66.88	74.00	-7.12	40.66	3	Horizontal	4	1.67	-	44.86	13.85	32.49
AV	17.86972G	51.71	54.00	-2.29	25.49	3	Horizontal	4	1.67	-	44.86	13.85	32.49

5.925-6.425GHz_802.11be EHT20-BF_Nss1,(MCS0)_4TX

5955MHz_TX

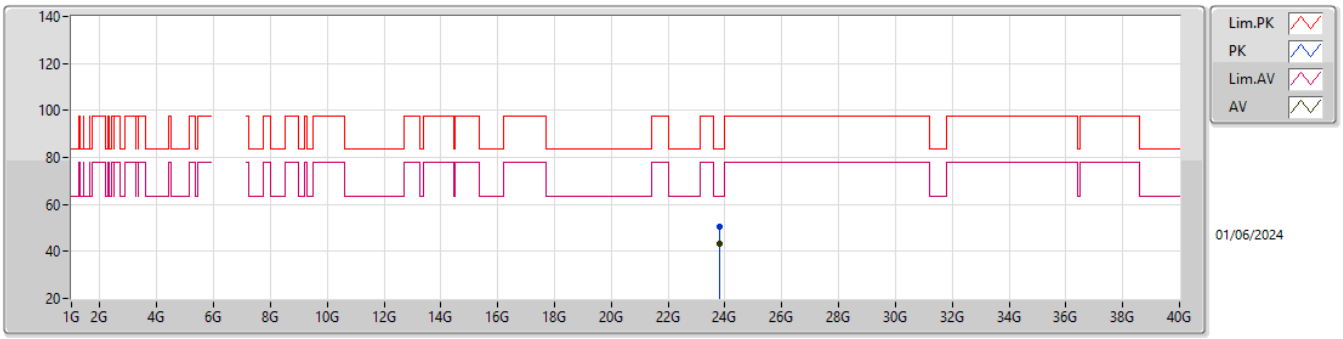

EUT X_4TX
Setting 13
03-H-G-4

Type	Freq	Level	Limit	Margin	Raw	Dist	Condition	Azimuth	Height	Comment	AF	CL	PA
	(Hz)	(dBuV/m)	(dBuV/m)	(dB)	(dBuV)	(m)		(°)	(m)		(dB)	(dB)	(dB)
PK	23.81991G	50.39	83.54	-33.15	41.24	1	Vertical	326	1.50	-	38.98	17.35	47.18
AV	23.82003G	43.40	63.54	-20.14	34.25	1	Vertical	326	1.50	-	38.98	17.35	47.18

5.925-6.425GHz_802.11be EHT20-BF_Nss1,(MCS0)_4TX

5955MHz_TX

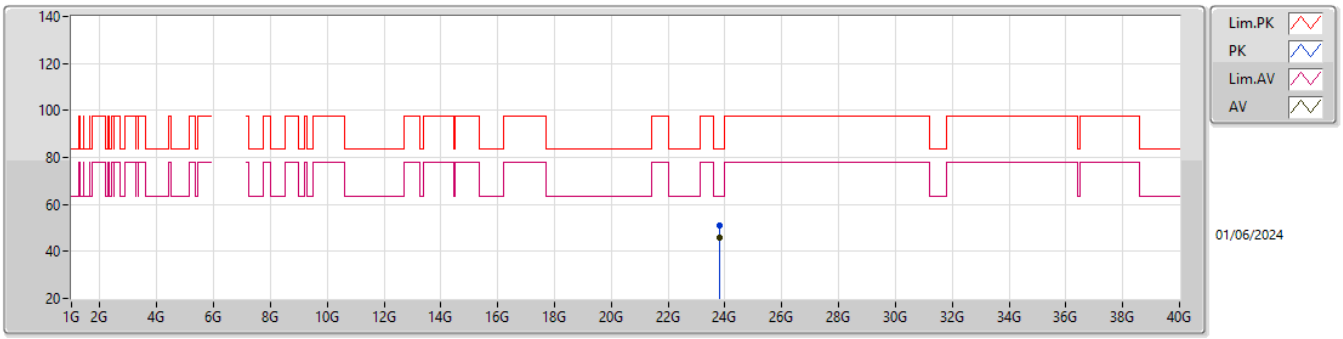

EUT X_4TX
Setting 13
03-H-G-4

Type	Freq	Level	Limit	Margin	Raw	Dist	Condition	Azimuth	Height	Comment	AF	CL	PA
	(Hz)	(dBuV/m)	(dBuV/m)	(dB)	(dBuV)	(m)		(°)	(m)		(dB)	(dB)	(dB)
PK	23.81988G	51.12	83.54	-32.42	41.97	1	Horizontal	60	1.49	-	38.98	17.35	47.18
AV	23.82G	45.80	63.54	-17.74	36.65	1	Horizontal	60	1.49	-	38.98	17.35	47.18

5.925-6.425GHz_802.11be EHT20-BF_Nss1,(MCS0)_4TX

6195MHz_TX

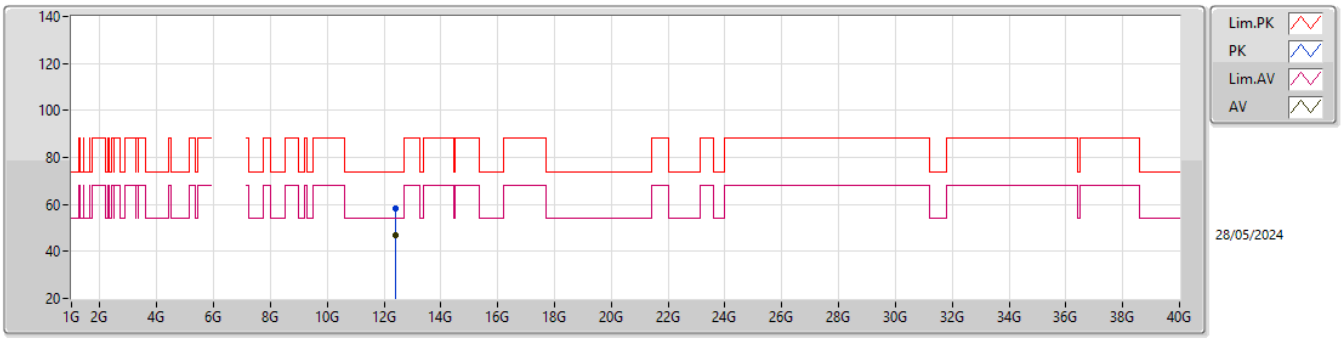

EUT X_4TX
Setting 12
03-H-G-4

Type	Freq	Level	Limit	Margin	Raw	Dist	Condition	Azimuth	Height	Comment	AF	CL	PA
	(Hz)	(dBuV/m)	(dBuV/m)	(dB)	(dBuV)	(m)		(°)	(m)		(dB)	(dB)	(dB)
PK	12.39222G	58.44	74.00	-15.56	42.23	3	Vertical	339	1.07	-	38.62	11.65	34.06
AV	12.39234G	46.85	54.00	-7.15	30.64	3	Vertical	339	1.07	-	38.62	11.65	34.06

5.925-6.425GHz_802.11be EHT20-BF_Nss1,(MCS0)_4TX

6195MHz_TX

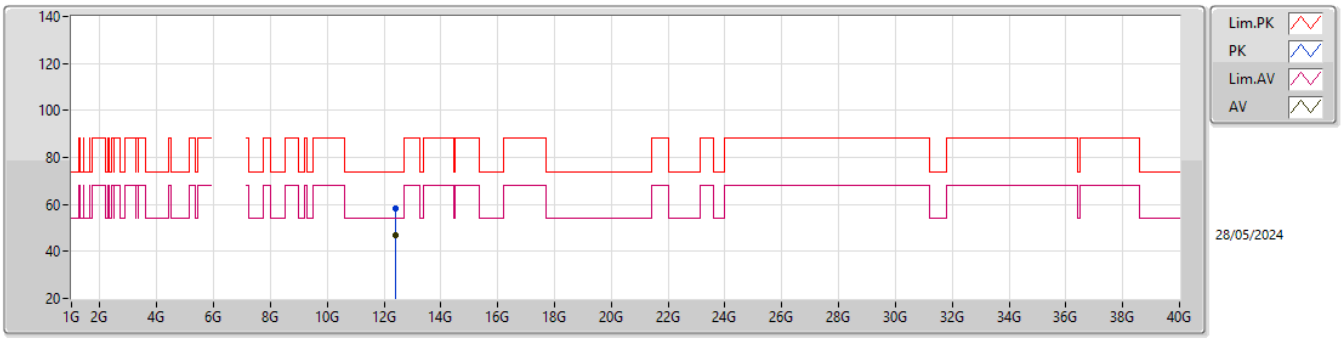

EUT X_4TX
Setting 12
03-H-G-4

Type	Freq	Level	Limit	Margin	Raw	Dist	Condition	Azimuth	Height	Comment	AF	CL	PA
	(Hz)	(dBuV/m)	(dBuV/m)	(dB)	(dBuV)	(m)		(°)	(m)		(dB)	(dB)	(dB)
PK	12.38776G	58.30	74.00	-15.70	42.09	3	Horizontal	83	2.84	-	38.62	11.65	34.06
AV	12.39134G	46.84	54.00	-7.16	30.63	3	Horizontal	83	2.84	-	38.62	11.65	34.06

5.925-6.425GHz_802.11be EHT20-BF_Nss1,(MCS0)_4TX

6195MHz_TX

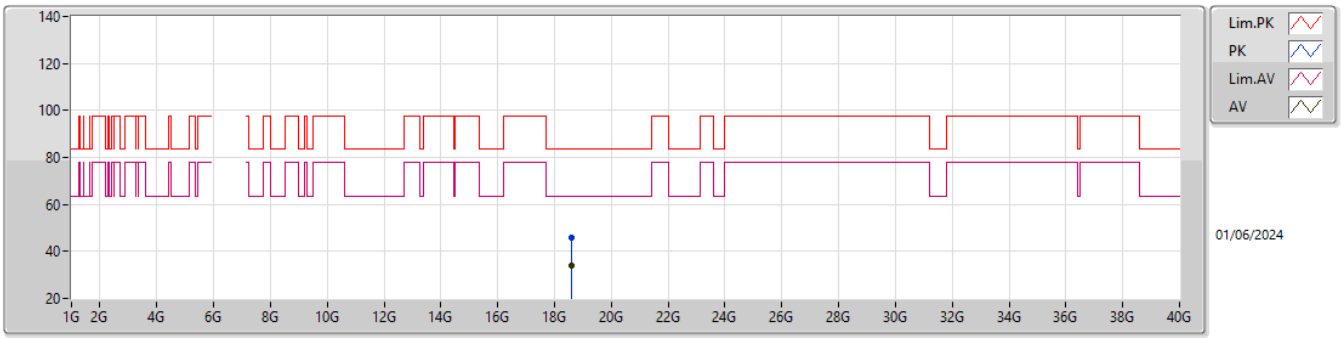

EUT X_4TX
Setting 12
03-H-G-4

Type	Freq	Level	Limit	Margin	Raw	Dist	Condition	Azimuth	Height	Comment	AF	CL	PA
	(Hz)	(dBuV/m)	(dBuV/m)	(dB)	(dBuV)	(m)		(°)	(m)		(dB)	(dB)	(dB)
PK	18.58555G	45.97	83.54	-37.57	42.62	1	Vertical	286	1.70	-	37.70	15.27	49.62
AV	18.58141G	33.94	63.54	-29.60	30.59	1	Vertical	286	1.70	-	37.70	15.27	49.62

5.925-6.425GHz_802.11be EHT20-BF_Nss1,(MCS0)_4TX

6195MHz_TX

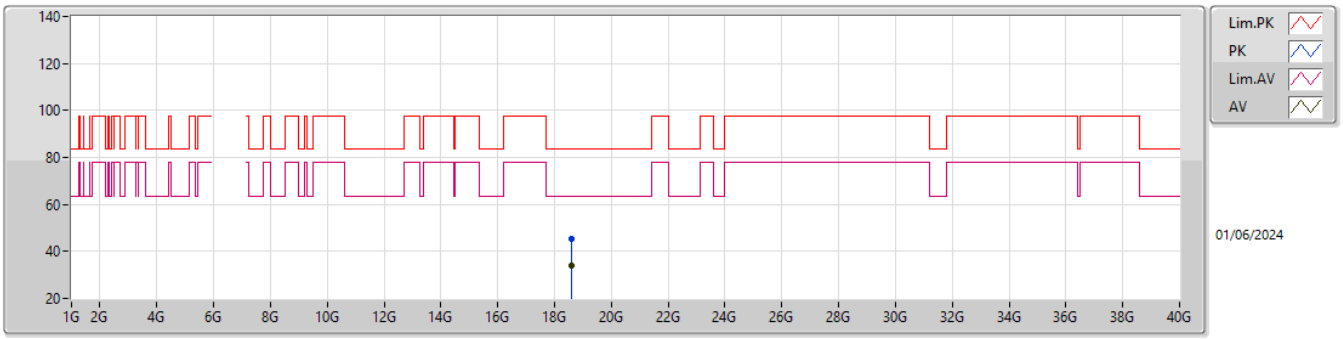

EUT X_4TX
Setting 12
03-H-G-4

Type	Freq	Level	Limit	Margin	Raw	Dist	Condition	Azimuth	Height	Comment	AF	CL	PA
	(Hz)	(dBuV/m)	(dBuV/m)	(dB)	(dBuV)	(m)		(°)	(m)		(dB)	(dB)	(dB)
PK	18.58026G	45.41	83.54	-38.13	42.07	1	Horizontal	213	1.62	-	37.70	15.27	49.63
AV	18.58144G	33.87	63.54	-29.67	30.52	1	Horizontal	213	1.62	-	37.70	15.27	49.62

5.925-6.425GHz_802.11be EHT20-BF_Nss1,(MCS0)_4TX

6415MHz_TX

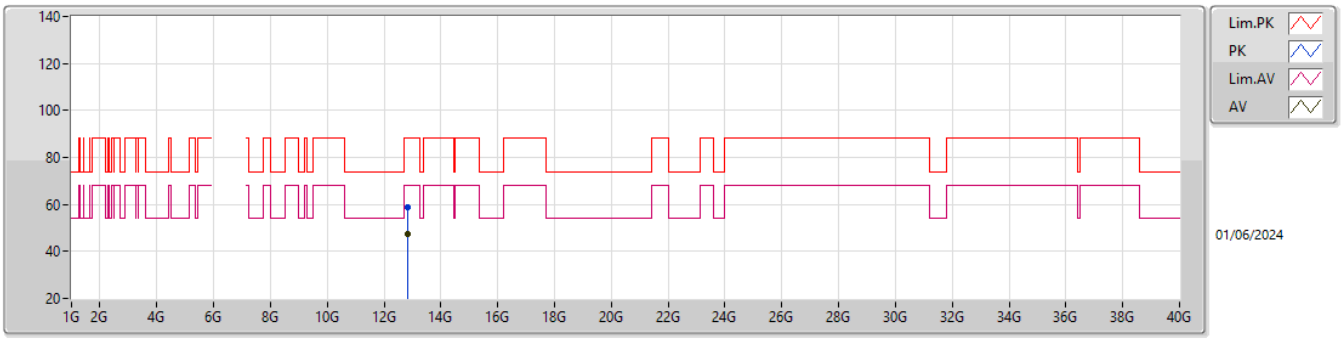

EUT X_4TX
Setting 12
03-H-G-4

Type	Freq	Level	Limit	Margin	Raw	Dist	Condition	Azimuth	Height	Comment	AF	CL	PA
	(Hz)	(dBuV/m)	(dBuV/m)	(dB)	(dBuV)	(m)		(°)	(m)		(dB)	(dB)	(dB)
PK	12.83003G	59.00	88.20	-29.20	41.61	3	Vertical	85	2.72	-	39.12	11.80	33.53
RMS	12.83269G	47.56	68.20	-20.64	30.16	3	Vertical	85	2.72	-	39.13	11.80	33.53

5.925-6.425GHz_802.11be EHT20-BF_Nss1,(MCS0)_4TX

6415MHz_TX

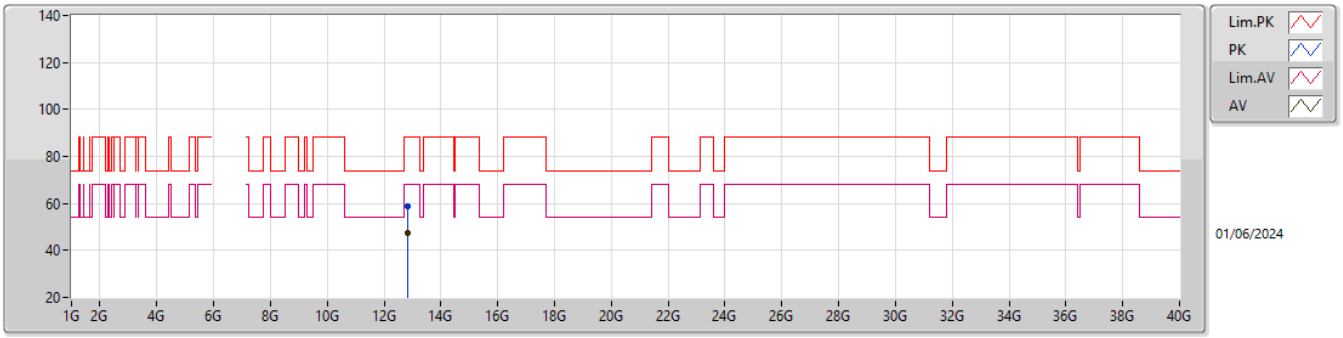

EUT X_4TX
Setting 12
03-H-G-4

Type	Freq	Level	Limit	Margin	Raw	Dist	Condition	Azimuth	Height	Comment	AF	CL	PA
	(Hz)	(dBuV/m)	(dBuV/m)	(dB)	(dBuV)	(m)		(°)	(m)		(dB)	(dB)	(dB)
PK	12.82635G	59.00	88.20	-29.20	41.63	3	Horizontal	260	1.76	-	39.11	11.80	33.54
RMS	12.82791G	47.47	68.20	-20.73	30.09	3	Horizontal	260	1.76	-	39.11	11.80	33.53

5.925-6.425GHz_802.11be EHT20-BF_Nss1,(MCS0)_4TX

6415MHz_TX

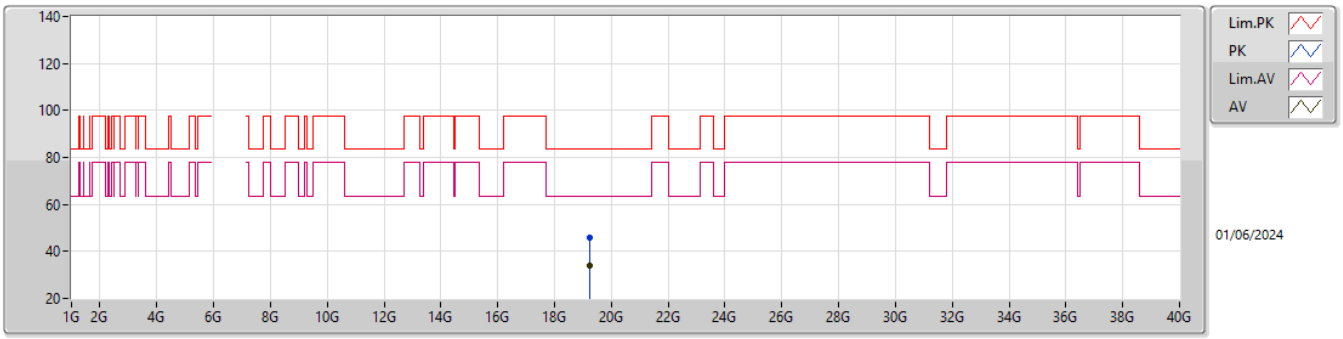

EUT X_4TX
Setting 12
03-H-G-4

Type	Freq	Level	Limit	Margin	Raw	Dist	Condition	Azimuth	Height	Comment	AF	CL	PA
	(Hz)	(dBuV/m)	(dBuV/m)	(dB)	(dBuV)	(m)		(°)	(m)		(dB)	(dB)	(dB)
PK	19.24421G	45.68	83.54	-37.86	42.04	1	Vertical	126	1.95	-	37.91	15.24	49.51
AV	19.24076G	34.01	63.54	-29.53	30.35	1	Vertical	126	1.95	-	37.92	15.24	49.50

5.925-6.425GHz_802.11be EHT20-BF_Nss1,(MCS0)_4TX

6415MHz_TX

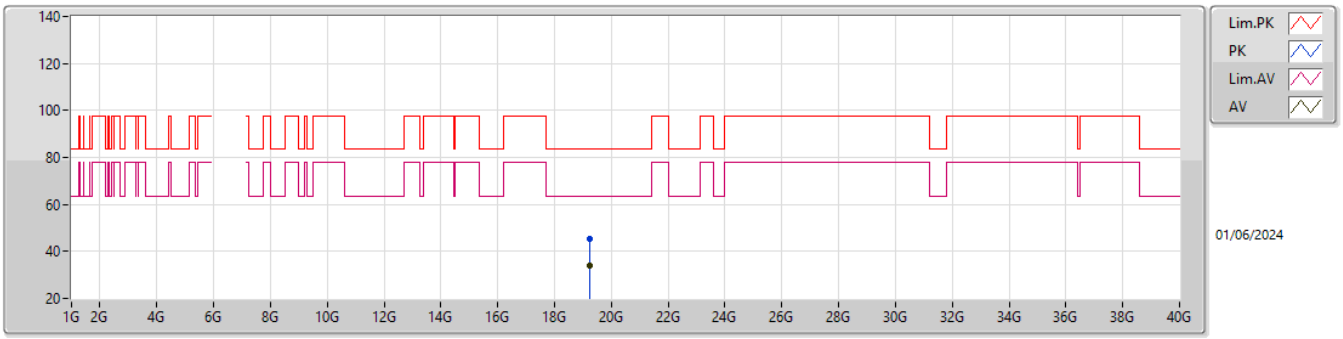

EUT X_4TX
Setting 12
03-H-G-4

Type	Freq	Level	Limit	Margin	Raw	Dist	Condition	Azimuth	Height	Comment	AF	CL	PA
	(Hz)	(dBuV/m)	(dBuV/m)	(dB)	(dBuV)	(m)		(°)	(m)		(dB)	(dB)	(dB)
PK	19.24636G	45.11	83.54	-38.43	41.47	1	Horizontal	62	1.79	-	37.91	15.24	49.51
AV	19.24466G	33.80	63.54	-29.74	30.16	1	Horizontal	62	1.79	-	37.91	15.24	49.51

6.425-6.525GHz_802.11be EHT20-BF_Nss1,(MCS0)_4TX

6435MHz_TX

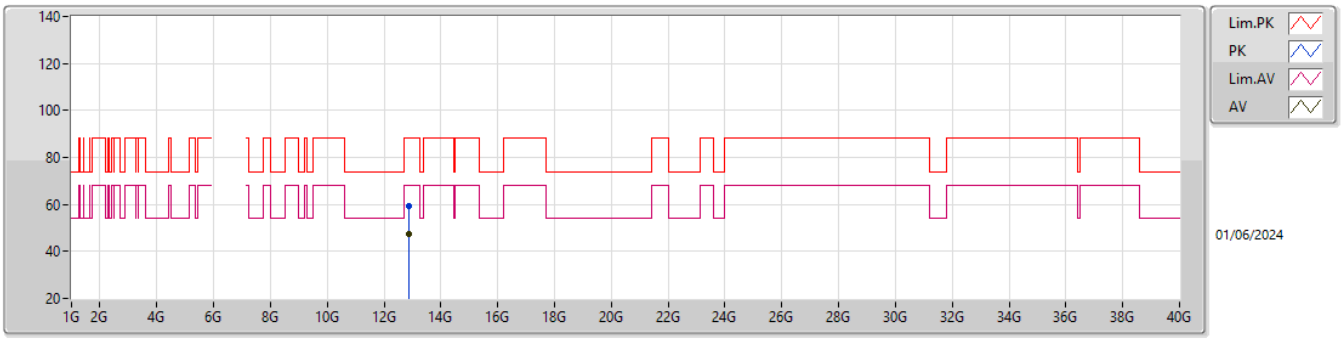

EUT X_4TX
Setting 12
03-H-G-4

Type	Freq	Level	Limit	Margin	Raw	Dist	Condition	Azimuth	Height	Comment	AF	CL	PA
	(Hz)	(dBuV/m)	(dBuV/m)	(dB)	(dBuV)	(m)		(°)	(m)		(dB)	(dB)	(dB)
PK	12.86888G	59.39	88.20	-28.81	41.85	3	Vertical	1	2.82	-	39.20	11.82	33.48
RMS	12.86623G	47.60	68.20	-20.60	30.07	3	Vertical	1	2.82	-	39.20	11.81	33.48

6.425-6.525GHz_802.11be EHT20-BF_Nss1,(MCS0)_4TX

6435MHz_TX

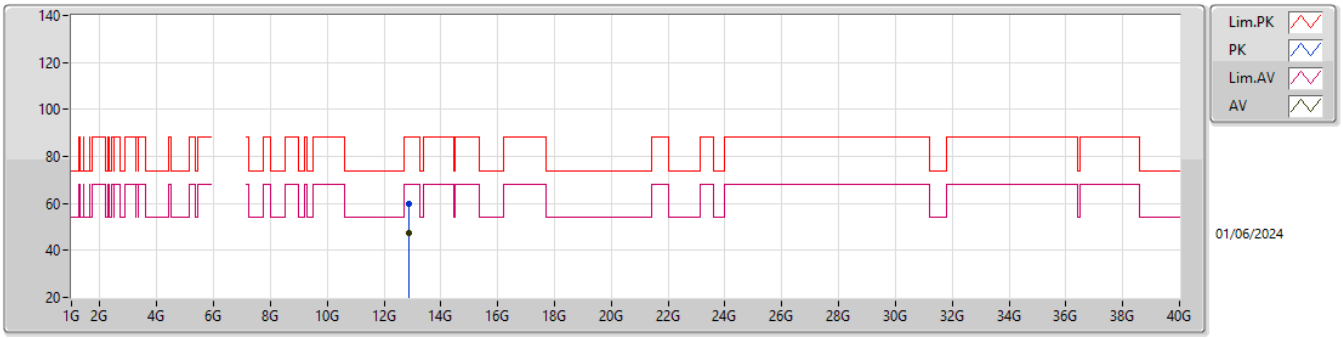

EUT X_4TX
Setting 12
03-H-G-4

Type	Freq	Level	Limit	Margin	Raw	Dist	Condition	Azimuth	Height	Comment	AF	CL	PA
	(Hz)	(dBuV/m)	(dBuV/m)	(dB)	(dBuV)	(m)		(°)	(m)		(dB)	(dB)	(dB)
PK	12.87284G	59.66	88.20	-28.54	42.11	3	Horizontal	148	2.98	-	39.20	11.82	33.47
RMS	12.87305G	47.62	68.20	-20.58	30.07	3	Horizontal	148	2.98	-	39.20	11.82	33.47

6.425-6.525GHz_802.11be EHT20-BF_Nss1,(MCS0)_4TX

6435MHz_TX

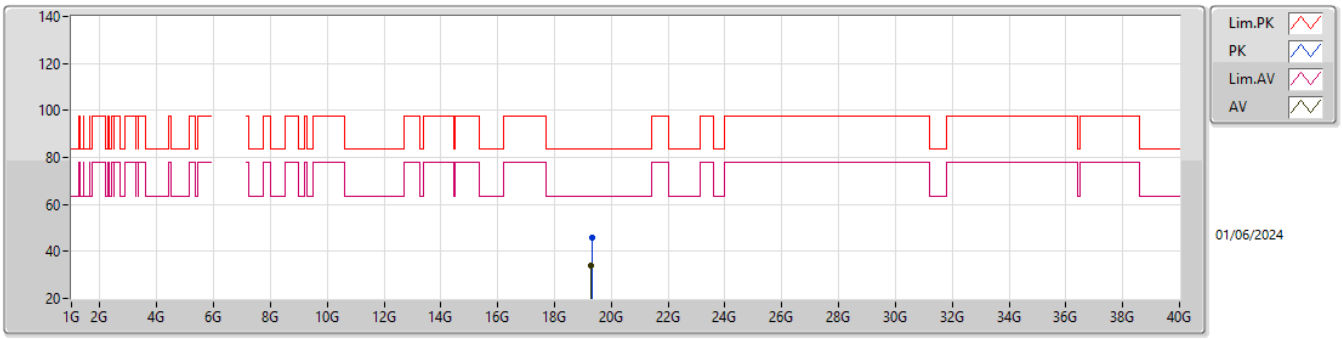

EUT X_4TX
Setting 12
03-H-G-4

Type	Freq	Level	Limit	Margin	Raw	Dist	Condition	Azimuth	Height	Comment	AF	CL	PA
	(Hz)	(dBuV/m)	(dBuV/m)	(dB)	(dBuV)	(m)		(°)	(m)		(dB)	(dB)	(dB)
PK	19.30881G	45.66	83.54	-37.88	42.02	1	Vertical	25	1.43	-	37.96	15.23	49.55
AV	19.3004G	33.82	63.54	-29.72	30.13	1	Vertical	25	1.43	-	38.00	15.23	49.54

6.425-6.525GHz_802.11be EHT20-BF_Nss1,(MCS0)_4TX

6435MHz_TX

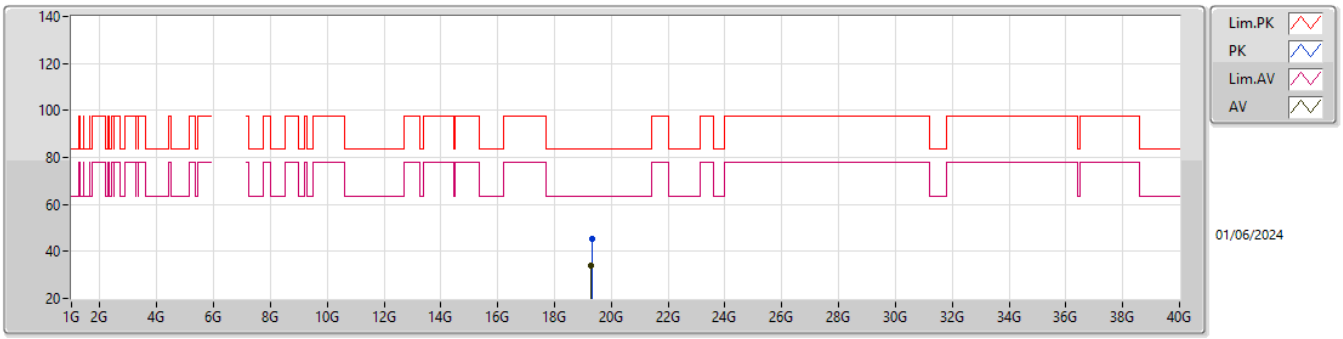

EUT X_4TX
Setting 12
03-H-G-4

Type	Freq	Level	Limit	Margin	Raw	Dist	Condition	Azimuth	Height	Comment	AF	CL	PA
	(Hz)	(dBuV/m)	(dBuV/m)	(dB)	(dBuV)	(m)		(°)	(m)		(dB)	(dB)	(dB)
PK	19.30525G	45.23	83.54	-38.31	41.57	1	Horizontal	6	1.36	-	37.98	15.23	49.55
AV	19.30346G	33.81	63.54	-29.73	30.14	1	Horizontal	6	1.36	-	37.99	15.23	49.55

6.425-6.525GHz_802.11be EHT20-BF_Nss1,(MCS0)_4TX

6475MHz_TX

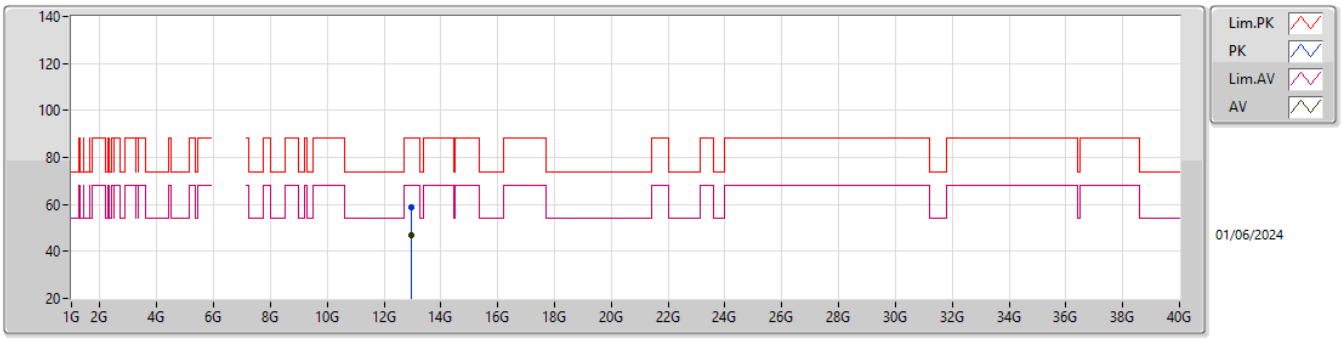

EUT X_4TX
Setting 13
03-H-G-4

Type	Freq	Level	Limit	Margin	Raw	Dist	Condition	Azimuth	Height	Comment	AF	CL	PA
	(Hz)	(dBuV/m)	(dBuV/m)	(dB)	(dBuV)	(m)		(°)	(m)		(dB)	(dB)	(dB)
PK	12.9468G	58.57	88.20	-29.63	40.81	3	Vertical	277	1.59	-	39.29	11.84	33.37
RMS	12.94503G	46.80	68.20	-21.40	29.04	3	Vertical	277	1.59	-	39.29	11.84	33.37

6.425-6.525GHz_802.11be EHT20-BF_Nss1,(MCS0)_4TX

6475MHz_TX

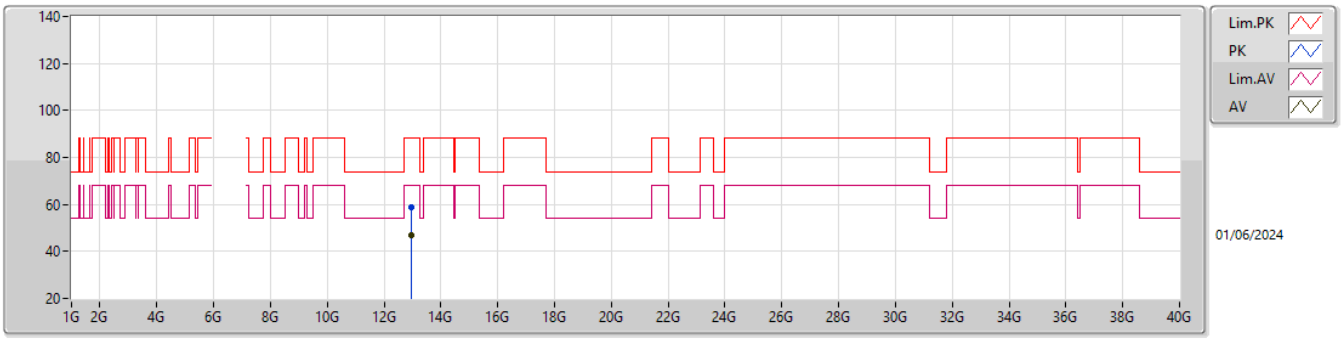

EUT X_4TX
Setting 13
03-H-G-4

Type	Freq	Level	Limit	Margin	Raw	Dist	Condition	Azimuth	Height	Comment	AF	CL	PA
	(Hz)	(dBuV/m)	(dBuV/m)	(dB)	(dBuV)	(m)		(°)	(m)		(dB)	(dB)	(dB)
PK	12.94808G	58.82	88.20	-29.38	41.05	3	Horizontal	25	1.19	-	39.30	11.84	33.37
RMS	12.95187G	46.91	68.20	-21.29	29.14	3	Horizontal	25	1.19	-	39.30	11.84	33.37

6.425-6.525GHz_802.11be EHT20-BF_Nss1,(MCS0)_4TX

6475MHz_TX

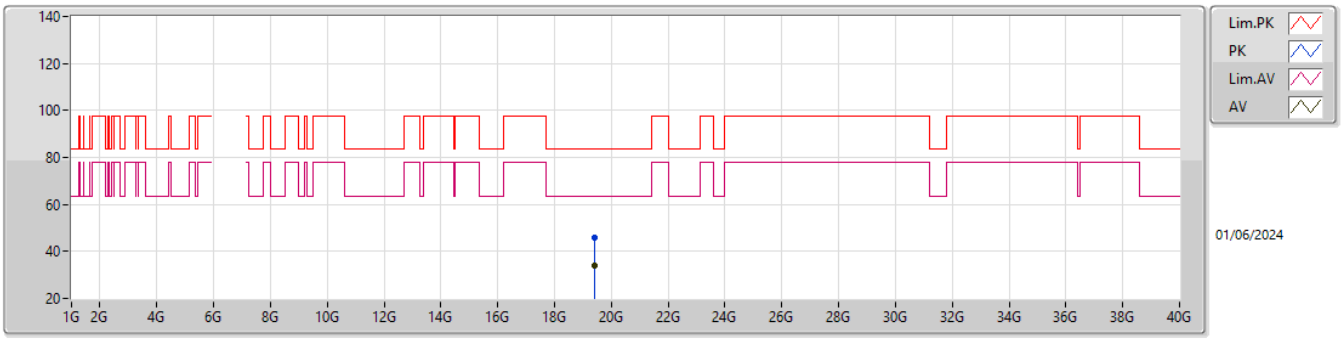

EUT X_4TX
Setting 13
03-H-G-4

Type	Freq	Level	Limit	Margin	Raw	Dist	Condition	Azimuth	Height	Comment	AF	CL	PA
	(Hz)	(dBuV/m)	(dBuV/m)	(dB)	(dBuV)	(m)		(°)	(m)		(dB)	(dB)	(dB)
PK	19.42997G	45.87	83.54	-37.67	42.39	1	Vertical	44	1.66	-	37.88	15.23	49.63
AV	19.42733G	34.20	63.54	-29.34	30.71	1	Vertical	44	1.66	-	37.89	15.23	49.63

6.425-6.525GHz_802.11be EHT20-BF_Nss1,(MCS0)_4TX

6475MHz_TX

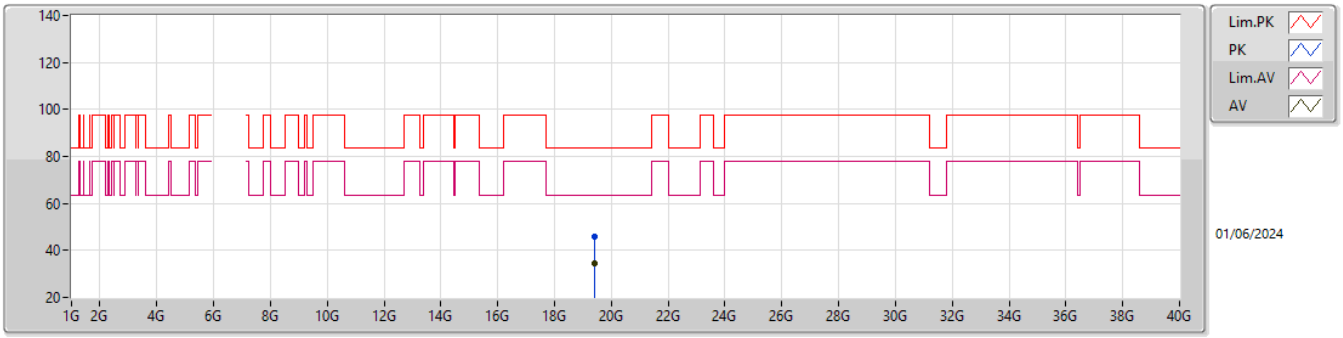

EUT X_4TX
Setting 13
03-H-G-4

Type	Freq	Level	Limit	Margin	Raw	Dist	Condition	Azimuth	Height	Comment	AF	CL	PA
	(Hz)	(dBuV/m)	(dBuV/m)	(dB)	(dBuV)	(m)		(°)	(m)		(dB)	(dB)	(dB)
PK	19.42095G	45.90	83.54	-37.64	42.38	1	Horizontal	286	1.45	-	37.92	15.23	49.63
AV	19.42989G	34.30	63.54	-29.24	30.82	1	Horizontal	286	1.45	-	37.88	15.23	49.63

6.425-6.525GHz_802.11be EHT20-BF_Nss1,(MCS0)_4TX

6515MHz_TX

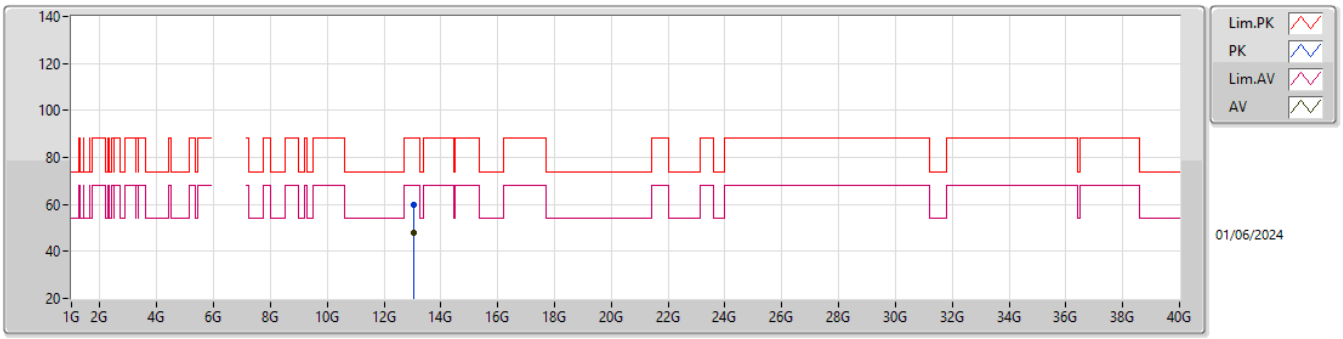

EUT X_4TX
Setting 13
03-H-G-4

Type	Freq	Level	Limit	Margin	Raw	Dist	Condition	Azimuth	Height	Comment	AF	CL	PA
	(Hz)	(dBuV/m)	(dBuV/m)	(dB)	(dBuV)	(m)		(°)	(m)		(dB)	(dB)	(dB)
PK	13.03249G	59.89	88.20	-28.31	41.92	3	Vertical	350	1.49	-	39.36	11.87	33.26
RMS	13.02823G	47.96	68.20	-20.24	30.00	3	Vertical	350	1.49	-	39.36	11.87	33.27

6.425-6.525GHz_802.11be EHT20-BF_Nss1,(MCS0)_4TX

6515MHz_TX

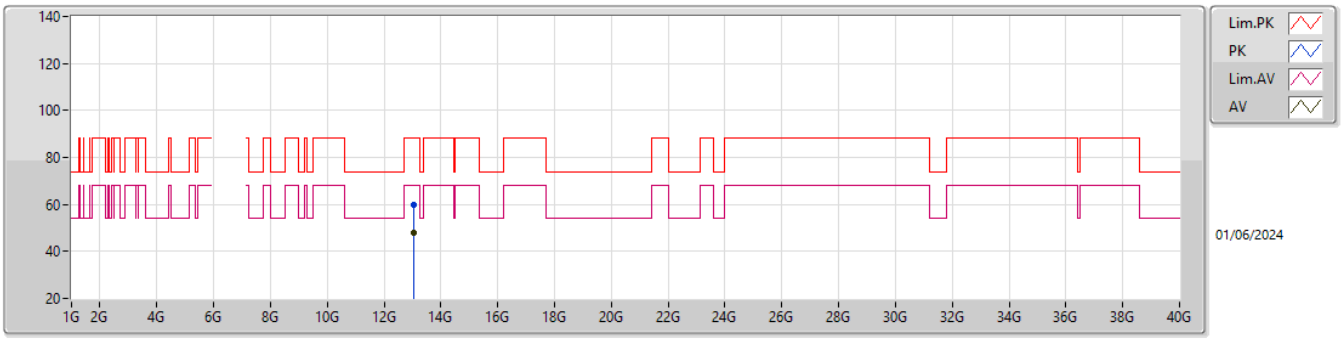

EUT X_4TX
Setting 13
03-H-G-4

Type	Freq	Level	Limit	Margin	Raw	Dist	Condition	Azimuth	Height	Comment	AF	CL	PA
	(Hz)	(dBuV/m)	(dBuV/m)	(dB)	(dBuV)	(m)		(°)	(m)		(dB)	(dB)	(dB)
PK	13.02884G	59.78	88.20	-28.42	41.82	3	Horizontal	19	1.30	-	39.36	11.87	33.27
RMS	13.02641G	47.93	68.20	-20.27	29.98	3	Horizontal	19	1.30	-	39.35	11.87	33.27

6.425-6.525GHz_802.11be EHT20-BF_Nss1,(MCS0)_4TX

6515MHz_TX

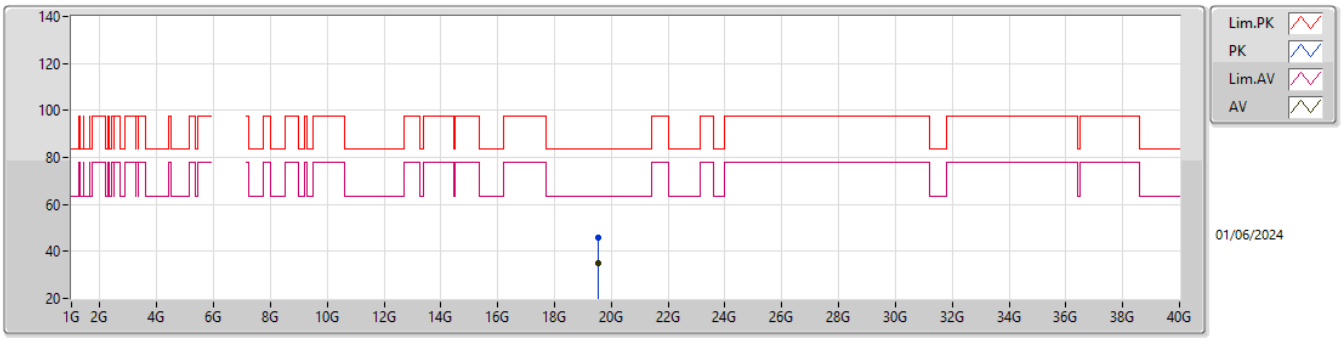

EUT X_4TX
Setting 13
03-H-G-4

Type	Freq	Level	Limit	Margin	Raw	Dist	Condition	Azimuth	Height	Comment	AF	CL	PA
	(Hz)	(dBuV/m)	(dBuV/m)	(dB)	(dBuV)	(m)		(°)	(m)		(dB)	(dB)	(dB)
PK	19.54006G	45.92	83.54	-37.62	42.27	1	Vertical	274	1.60	-	38.08	15.22	49.65
AV	19.54296G	34.96	63.54	-28.58	31.29	1	Vertical	274	1.60	-	38.09	15.22	49.64

6.425-6.525GHz_802.11be EHT20-BF_Nss1,(MCS0)_4TX

6515MHz_TX

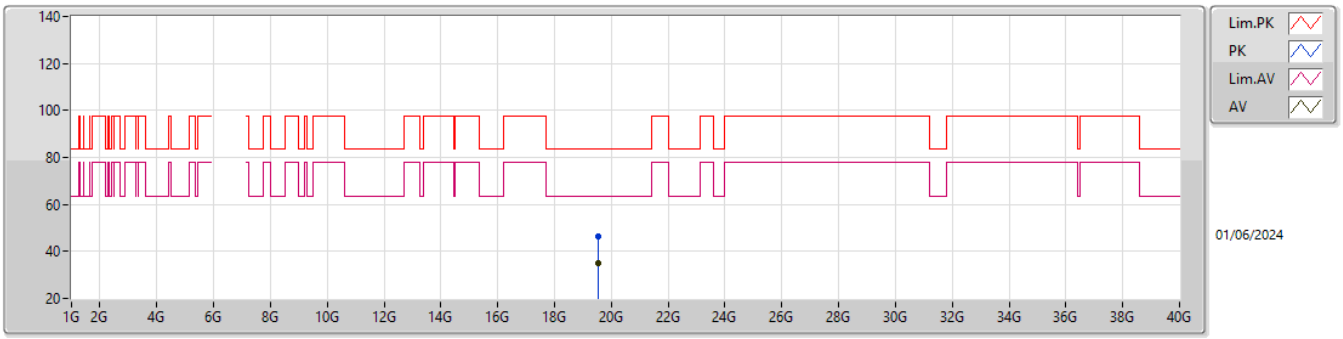

EUT X_4TX
Setting 13
03-H-G-4

Type	Freq	Level	Limit	Margin	Raw	Dist	Condition	Azimuth	Height	Comment	AF	CL	PA
	(Hz)	(dBuV/m)	(dBuV/m)	(dB)	(dBuV)	(m)		(°)	(m)		(dB)	(dB)	(dB)
PK	19.54222G	46.25	83.54	-37.29	42.60	1	Horizontal	251	1.45	-	38.08	15.22	49.65
AV	19.54187G	34.88	63.54	-28.66	31.23	1	Horizontal	251	1.45	-	38.08	15.22	49.65

6.525-6.875GHz_802.11be EHT20-BF_Nss1,(MCS0)_4TX

6535MHz_TX

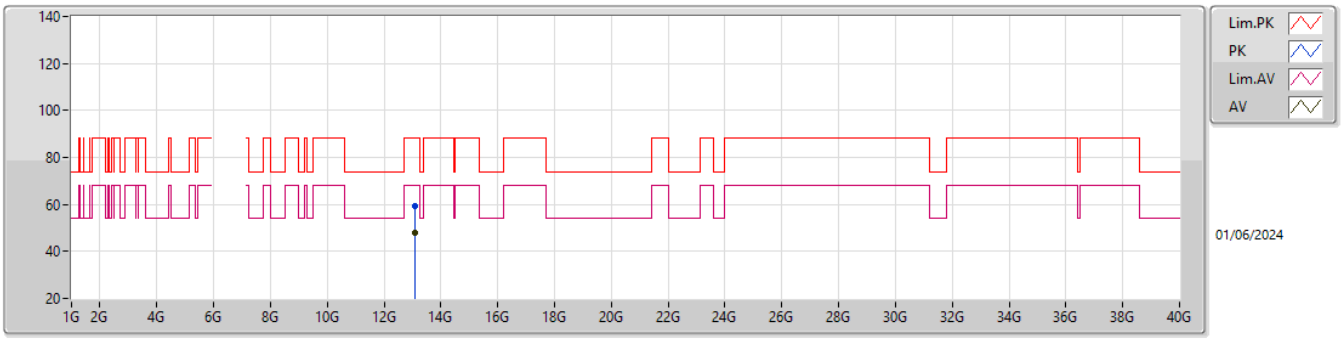

EUT X_4TX
Setting 11
03-H-G-4

Type	Freq	Level	Limit	Margin	Raw	Dist	Condition	Azimuth	Height	Comment	AF	CL	PA
	(Hz)	(dBuV/m)	(dBuV/m)	(dB)	(dBuV)	(m)		(°)	(m)		(dB)	(dB)	(dB)
PK	13.07303G	59.47	88.20	-28.73	41.31	3	Vertical	218	1.44	-	39.49	11.88	33.21
RMS	13.07338G	48.02	68.20	-20.18	29.86	3	Vertical	218	1.44	-	39.49	11.88	33.21

6.525-6.875GHz_802.11be EHT20-BF_Nss1,(MCS0)_4TX

6535MHz_TX

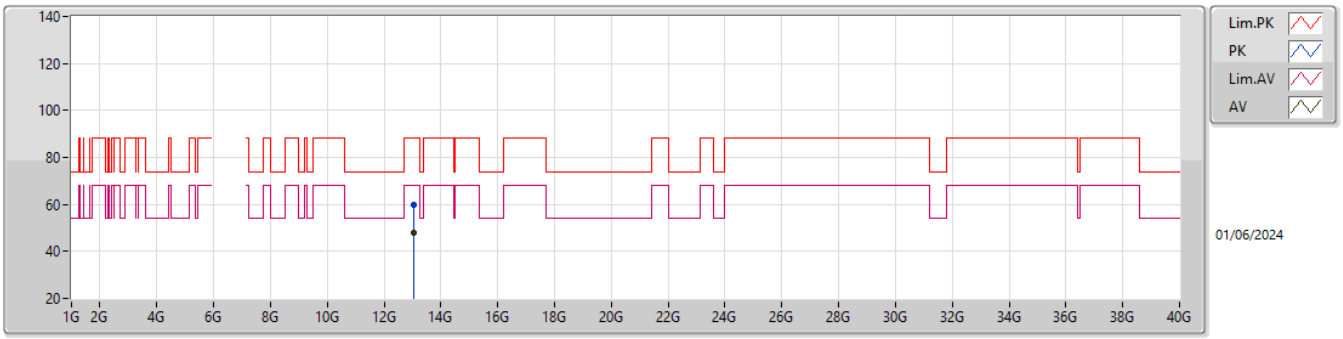

EUT X_4TX
Setting 11
03-H-G-4

Type	Freq	Level	Limit	Margin	Raw	Dist	Condition	Azimuth	Height	Comment	AF	CL	PA
	(Hz)	(dBuV/m)	(dBuV/m)	(dB)	(dBuV)	(m)		(°)	(m)		(dB)	(dB)	(dB)
PK	13.06724G	59.90	88.20	-28.30	41.77	3	Horizontal	218	1.62	-	39.47	11.88	33.22
RMS	13.06695G	47.98	68.20	-20.22	29.85	3	Horizontal	218	1.62	-	39.47	11.88	33.22

6.525-6.875GHz_802.11be EHT20-BF_Nss1,(MCS0)_4TX

6535MHz_TX

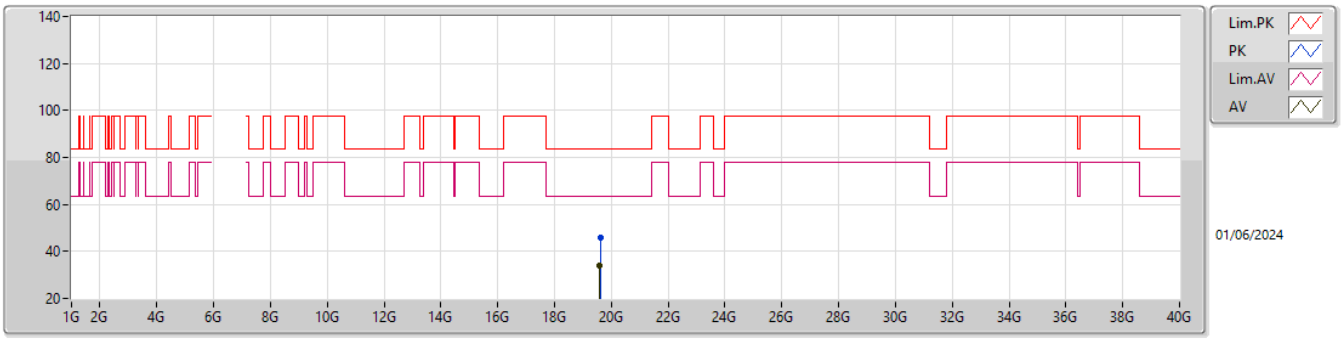

EUT X_4TX
Setting 11
03-H-G-4

Type	Freq	Level	Limit	Margin	Raw	Dist	Condition	Azimuth	Height	Comment	AF	CL	PA
	(Hz)	(dBuV/m)	(dBuV/m)	(dB)	(dBuV)	(m)		(°)	(m)		(dB)	(dB)	(dB)
PK	19.60734G	45.70	83.54	-37.84	42.23	1	Vertical	184	1.37	-	37.84	15.22	49.59
AV	19.60192G	33.77	63.54	-29.77	30.34	1	Vertical	184	1.37	-	37.81	15.22	49.60

6.525-6.875GHz_802.11be EHT20-BF_Nss1,(MCS0)_4TX

6535MHz_TX

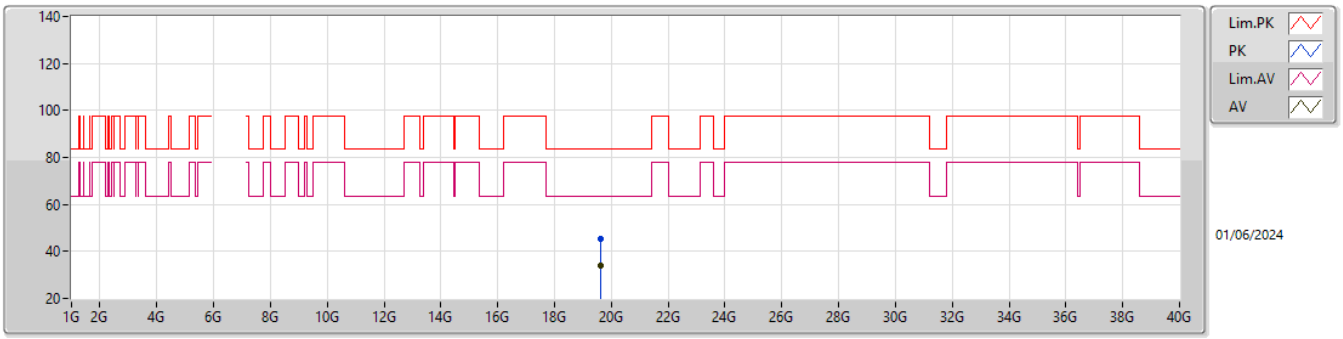

EUT X_4TX
Setting 11
03-H-G-4

Type	Freq	Level	Limit	Margin	Raw	Dist	Condition	Azimuth	Height	Comment	AF	CL	PA
	(Hz)	(dBuV/m)	(dBuV/m)	(dB)	(dBuV)	(m)		(°)	(m)		(dB)	(dB)	(dB)
PK	19.60497G	45.18	83.54	-38.36	41.72	1	Horizontal	37	1.56	-	37.83	15.22	49.59
AV	19.60446G	33.93	63.54	-29.61	30.47	1	Horizontal	37	1.56	-	37.83	15.22	49.59

6.525-6.875GHz_802.11be EHT20-BF_Nss1,(MCS0)_4TX

6695MHz_TX

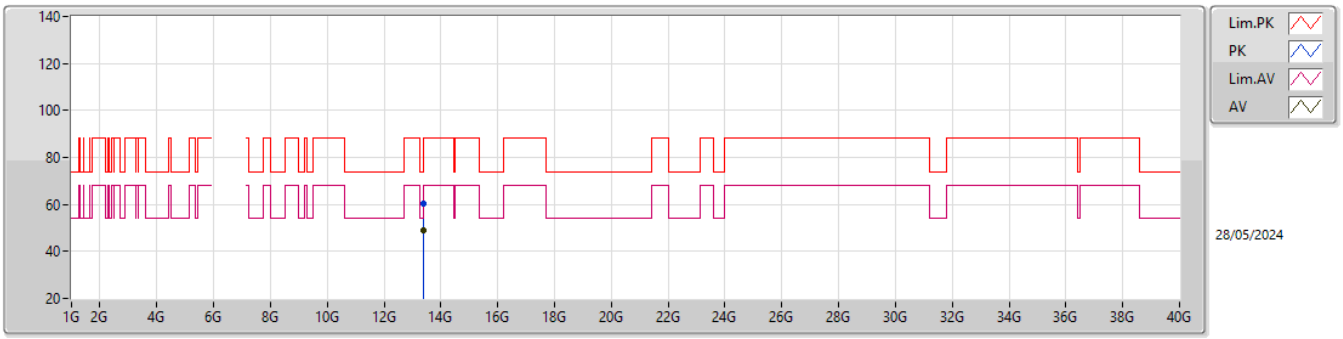

EUT X_4TX
Setting 11
03-H-G-4

Type	Freq	Level	Limit	Margin	Raw	Dist	Condition	Azimuth	Height	Comment	AF	CL	PA
	(Hz)	(dBuV/m)	(dBuV/m)	(dB)	(dBuV)	(m)		(°)	(m)		(dB)	(dB)	(dB)
PK	13.38722G	60.35	74.00	-13.65	41.13	3	Vertical	183	1.42	-	40.07	11.99	32.84
AV	13.39433G	48.72	54.00	-5.28	29.47	3	Vertical	183	1.42	-	40.09	11.99	32.83

6.525-6.875GHz_802.11be EHT20-BF_Nss1,(MCS0)_4TX

6695MHz_TX

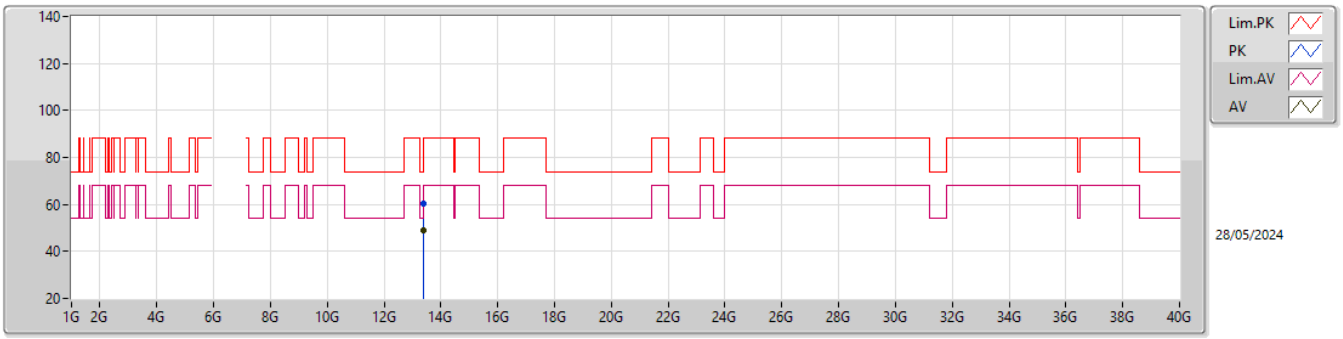

EUT X_4TX
Setting 11
03-H-G-4

Type	Freq	Level	Limit	Margin	Raw	Dist	Condition	Azimuth	Height	Comment	AF	CL	PA
	(Hz)	(dBuV/m)	(dBuV/m)	(dB)	(dBuV)	(m)		(°)	(m)		(dB)	(dB)	(dB)
PK	13.39052G	60.39	74.00	-13.61	41.15	3	Horizontal	128	2.24	-	40.08	11.99	32.83
AV	13.38551G	48.74	54.00	-5.26	29.52	3	Horizontal	128	2.24	-	40.07	11.99	32.84

6.525-6.875GHz_802.11be EHT20-BF_Nss1,(MCS0)_4TX

6695MHz_TX

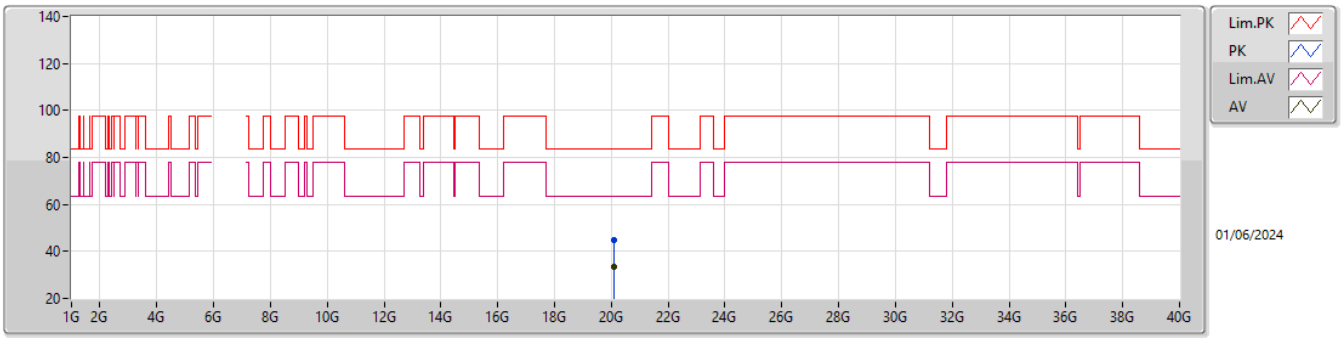

EUT X_4TX
Setting 11
03-H-G-4

Type	Freq	Level	Limit	Margin	Raw	Dist	Condition	Azimuth	Height	Comment	AF	CL	PA
	(Hz)	(dBuV/m)	(dBuV/m)	(dB)	(dBuV)	(m)		(°)	(m)		(dB)	(dB)	(dB)
PK	20.08875G	44.81	83.54	-38.73	40.94	1	Vertical	47	1.68	-	37.85	15.27	49.25
AV	20.08821G	33.47	63.54	-30.07	29.60	1	Vertical	47	1.68	-	37.85	15.27	49.25

6.525-6.875GHz_802.11be EHT20-BF_Nss1,(MCS0)_4TX

6695MHz_TX

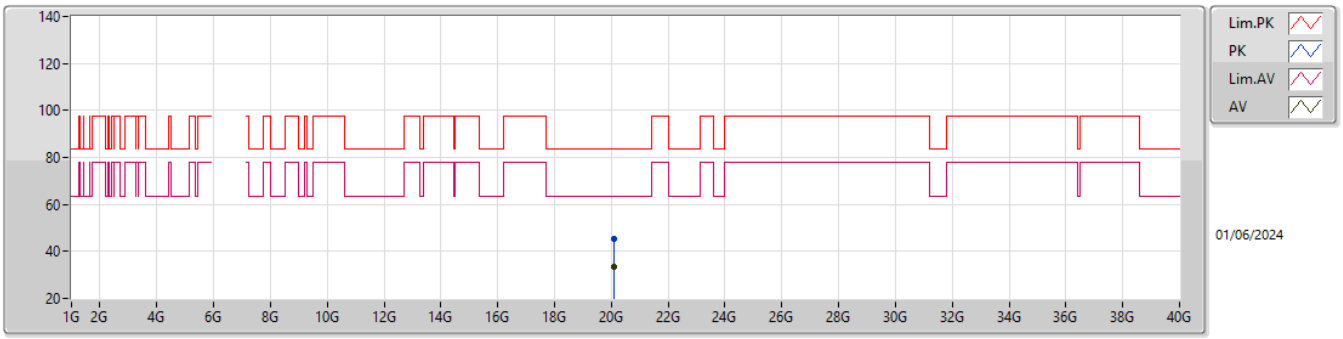

EUT X_4TX
Setting 11
03-H-G-4

Type	Freq	Level	Limit	Margin	Raw	Dist	Condition	Azimuth	Height	Comment	AF	CL	PA
	(Hz)	(dBuV/m)	(dBuV/m)	(dB)	(dBuV)	(m)		(°)	(m)		(dB)	(dB)	(dB)
PK	20.08487G	45.17	83.54	-38.37	41.31	1	Horizontal	193	1.39	-	37.84	15.27	49.25
AV	20.08992G	33.50	63.54	-30.04	29.62	1	Horizontal	193	1.39	-	37.86	15.27	49.25

6.525-6.875GHz_802.11be EHT20-BF_Nss1,(MCS0)_4TX

6875MHz_TX

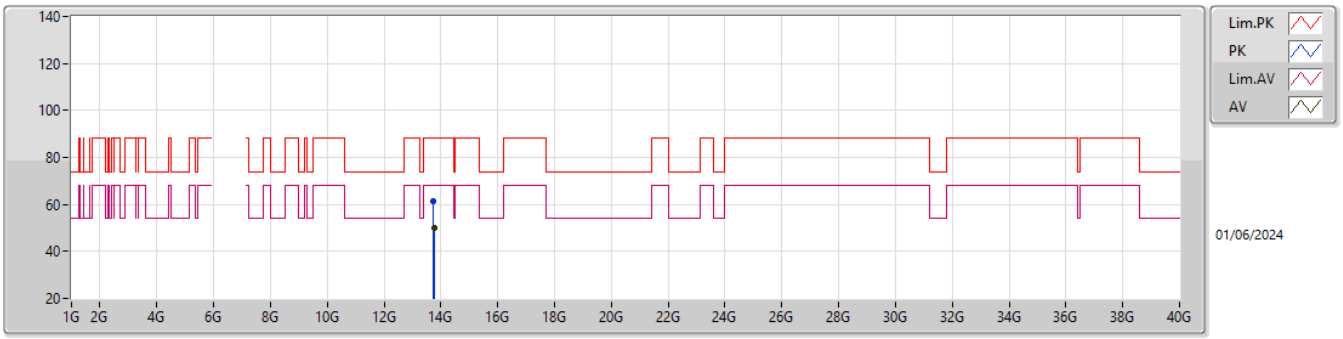

EUT X_4TX
Setting 11
03-H-G-4

Type	Freq	Level	Limit	Margin	Raw	Dist	Condition	Azimuth	Height	Comment	AF	CL	PA
	(Hz)	(dBuV/m)	(dBuV/m)	(dB)	(dBuV)	(m)		(°)	(m)		(dB)	(dB)	(dB)
PK	13.7497G	61.47	88.20	-26.73	41.41	3	Vertical	119	2.09	-	40.60	12.11	32.65
RMS	13.75344G	49.79	68.20	-18.41	29.71	3	Vertical	119	2.09	-	40.61	12.12	32.65

6.525-6.875GHz_802.11be EHT20-BF_Nss1,(MCS0)_4TX

6875MHz_TX

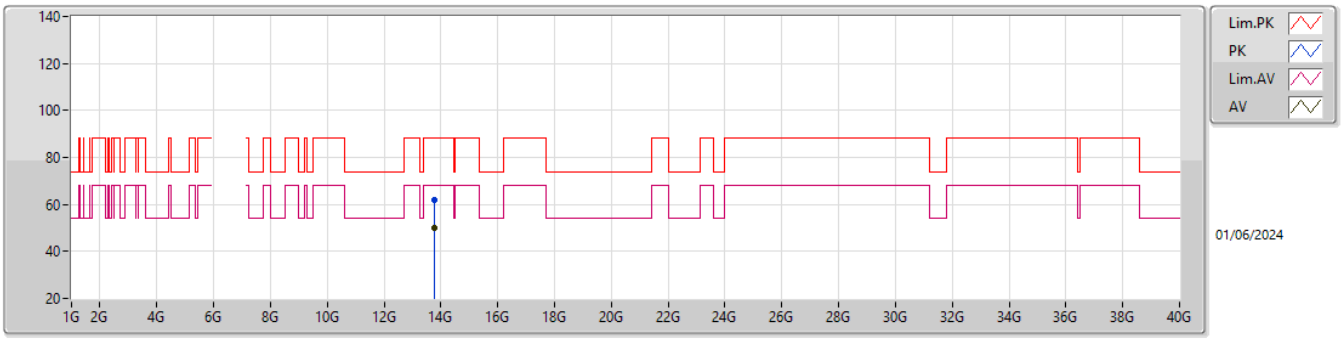

EUT X_4TX
Setting 11
03-H-G-4

Type	Freq	Level	Limit	Margin	Raw	Dist	Condition	Azimuth	Height	Comment	AF	CL	PA
	(Hz)	(dBuV/m)	(dBuV/m)	(dB)	(dBuV)	(m)		(°)	(m)		(dB)	(dB)	(dB)
PK	13.75237G	62.00	88.20	-26.20	41.93	3	Horizontal	70	2.63	-	40.60	12.12	32.65
RMS	13.75444G	49.79	68.20	-18.41	29.71	3	Horizontal	70	2.63	-	40.61	12.12	32.65

6.525-6.875GHz_802.11be EHT20-BF_Nss1,(MCS0)_4TX

6875MHz_TX

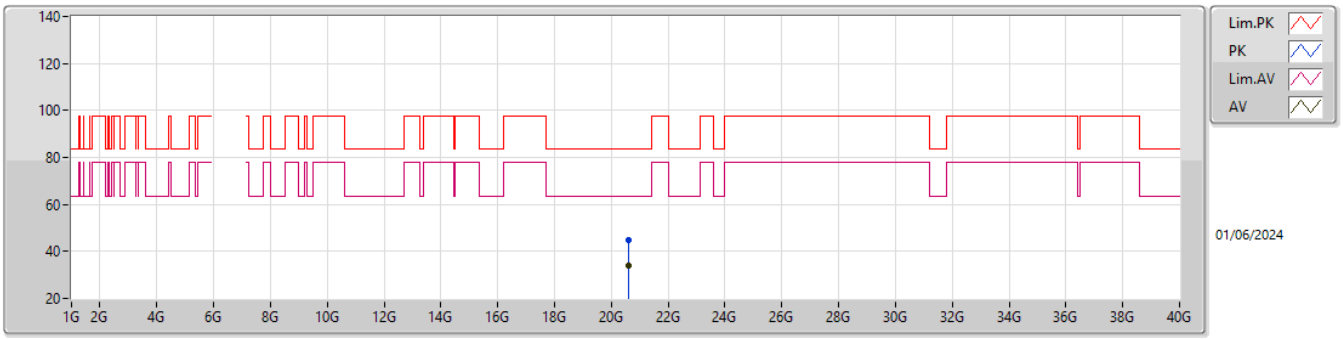

EUT X_4TX
Setting 11
03-H-G-4

Type	Freq	Level	Limit	Margin	Raw	Dist	Condition	Azimuth	Height	Comment	AF	CL	PA
	(Hz)	(dBuV/m)	(dBuV/m)	(dB)	(dBuV)	(m)		(°)	(m)		(dB)	(dB)	(dB)
PK	20.62636G	44.92	83.54	-38.62	40.34	1	Vertical	23	1.94	-	37.95	15.70	49.07
AV	20.62236G	33.82	63.54	-29.72	29.24	1	Vertical	23	1.94	-	37.96	15.70	49.08

6.525-6.875GHz_802.11be EHT20-BF_Nss1,(MCS0)_4TX

6875MHz_TX

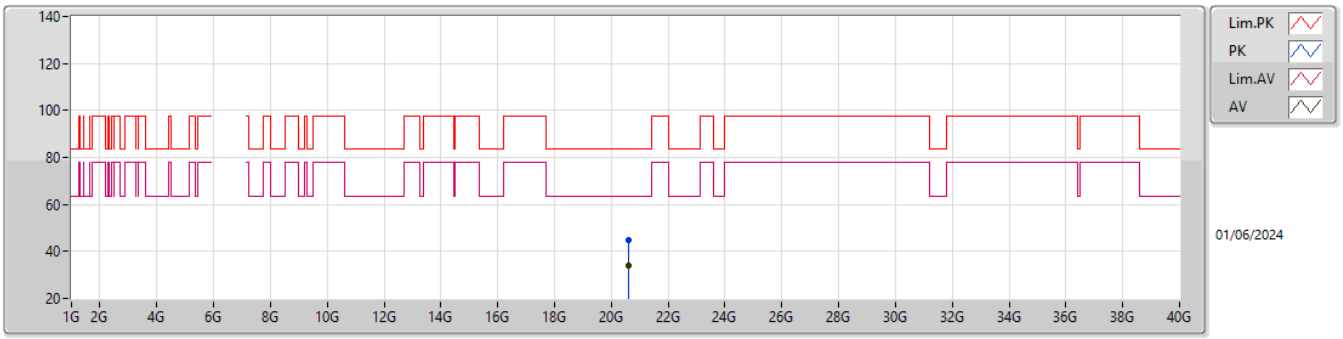

EUT X_4TX
Setting 11
03-H-G-4

Type	Freq	Level	Limit	Margin	Raw	Dist	Condition	Azimuth	Height	Comment	AF	CL	PA
	(Hz)	(dBuV/m)	(dBuV/m)	(dB)	(dBuV)	(m)		(°)	(m)		(dB)	(dB)	(dB)
PK	20.62224G	44.72	83.54	-38.82	40.14	1	Horizontal	187	1.74	-	37.96	15.70	49.08
AV	20.62415G	33.82	63.54	-29.72	29.25	1	Horizontal	187	1.74	-	37.95	15.70	49.08

6.875-7.125GHz_802.11be EHT20-BF_Nss1,(MCS0)_4TX

6895MHz_TX

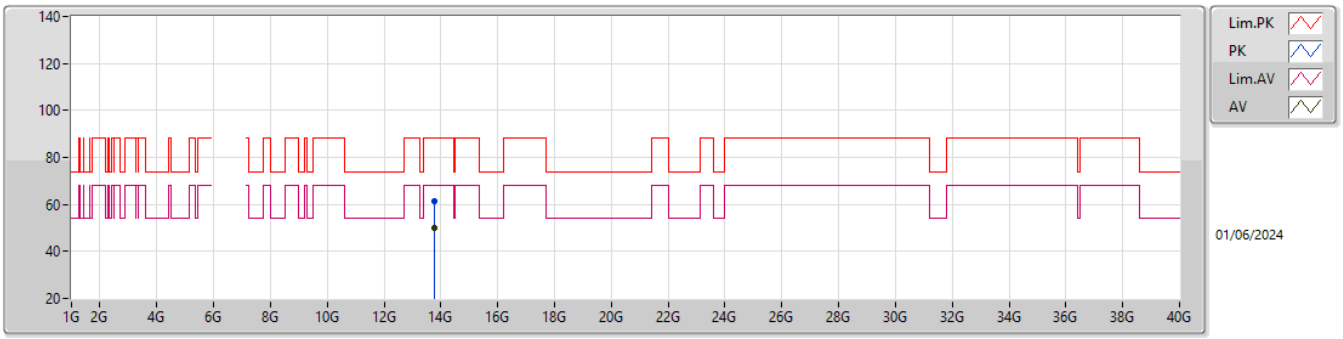

EUT X_4TX
Setting 11
03-H-G-4

Type	Freq	Level	Limit	Margin	Raw	Dist	Condition	Azimuth	Height	Comment	AF	CL	PA
	(Hz)	(dBuV/m)	(dBuV/m)	(dB)	(dBuV)	(m)		(°)	(m)		(dB)	(dB)	(dB)
PK	13.78894G	61.46	88.20	-26.74	41.29	3	Vertical	11	1.18	-	40.68	12.13	32.64
RMS	13.79205G	49.89	68.20	-18.31	29.72	3	Vertical	11	1.18	-	40.68	12.13	32.64

6.875-7.125GHz_802.11be EHT20-BF_Nss1,(MCS0)_4TX

6895MHz_TX

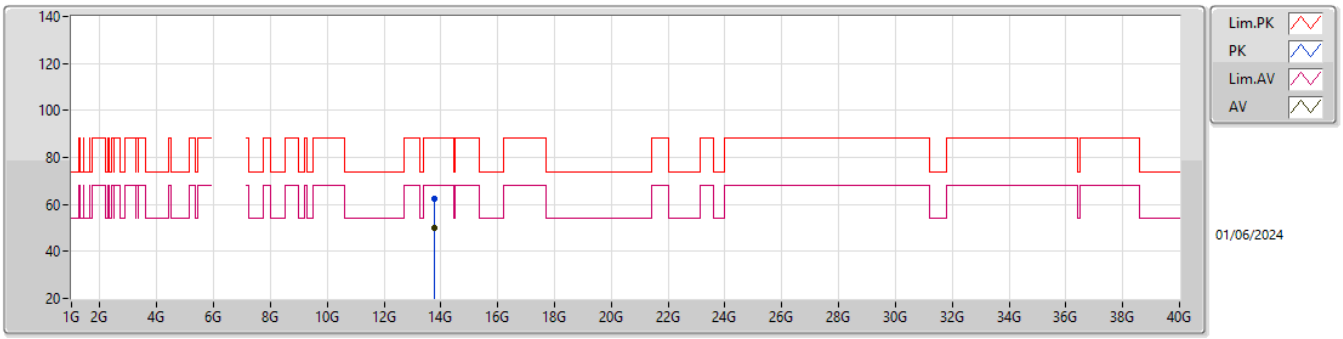

EUT X_4TX
Setting 11
03-H-G-4

Type	Freq	Level	Limit	Margin	Raw	Dist	Condition	Azimuth	Height	Comment	AF	CL	PA
	(Hz)	(dBuV/m)	(dBuV/m)	(dB)	(dBuV)	(m)		(°)	(m)		(dB)	(dB)	(dB)
PK	13.78776G	62.22	88.20	-25.98	42.05	3	Horizontal	333	1.99	-	40.68	12.13	32.64
RMS	13.78617G	50.03	68.20	-18.17	29.87	3	Horizontal	333	1.99	-	40.67	12.13	32.64

6.875-7.125GHz_802.11be EHT20-BF_Nss1,(MCS0)_4TX

6895MHz_TX

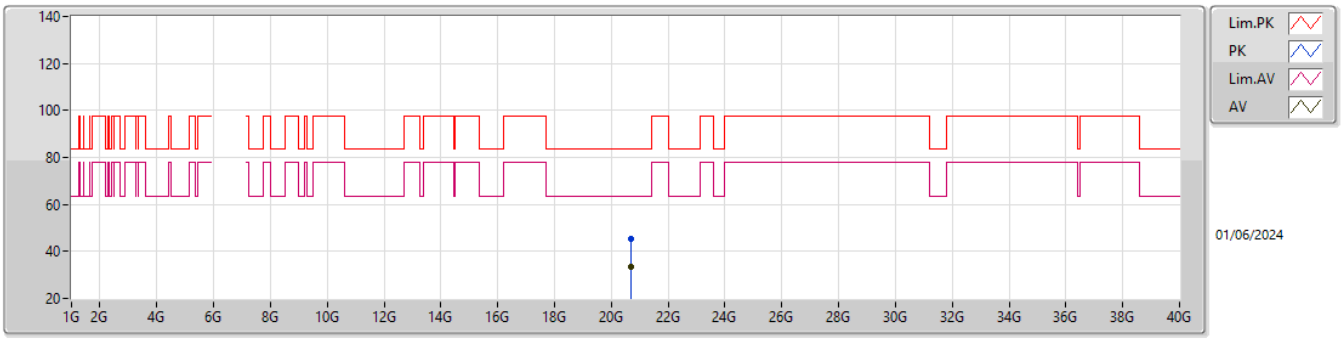

EUT X_4TX
Setting 11
03-H-G-4

Type	Freq	Level	Limit	Margin	Raw	Dist	Condition	Azimuth	Height	Comment	AF	CL	PA
	(Hz)	(dBuV/m)	(dBuV/m)	(dB)	(dBuV)	(m)		(°)	(m)		(dB)	(dB)	(dB)
PK	20.68406G	45.36	83.54	-38.18	40.75	1	Vertical	234	1.85	-	37.90	15.75	49.04
AV	20.68617G	33.61	63.54	-29.93	29.00	1	Vertical	234	1.85	-	37.90	15.75	49.04

6.875-7.125GHz_802.11be EHT20-BF_Nss1,(MCS0)_4TX

6895MHz_TX

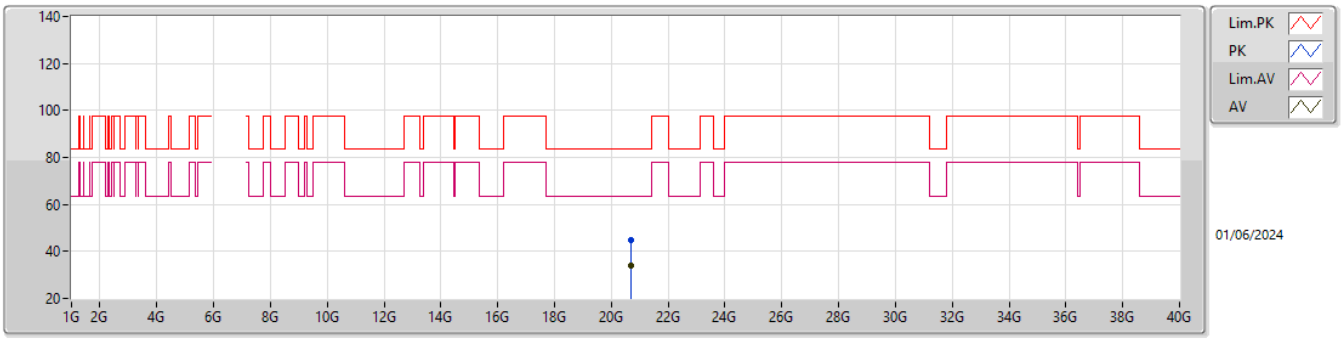

EUT X_4TX
Setting 11
03-H-G-4

Type	Freq	Level	Limit	Margin	Raw	Dist	Condition	Azimuth	Height	Comment	AF	CL	PA
	(Hz)	(dBuV/m)	(dBuV/m)	(dB)	(dBuV)	(m)		(°)	(m)		(dB)	(dB)	(dB)
PK	20.68598G	44.91	83.54	-38.63	40.30	1	Horizontal	128	1.72	-	37.90	15.75	49.04
AV	20.68284G	33.71	63.54	-29.83	29.10	1	Horizontal	128	1.72	-	37.90	15.75	49.04

6.875-7.125GHz_802.11be EHT20-BF_Nss1,(MCS0)_4TX

6995MHz_TX

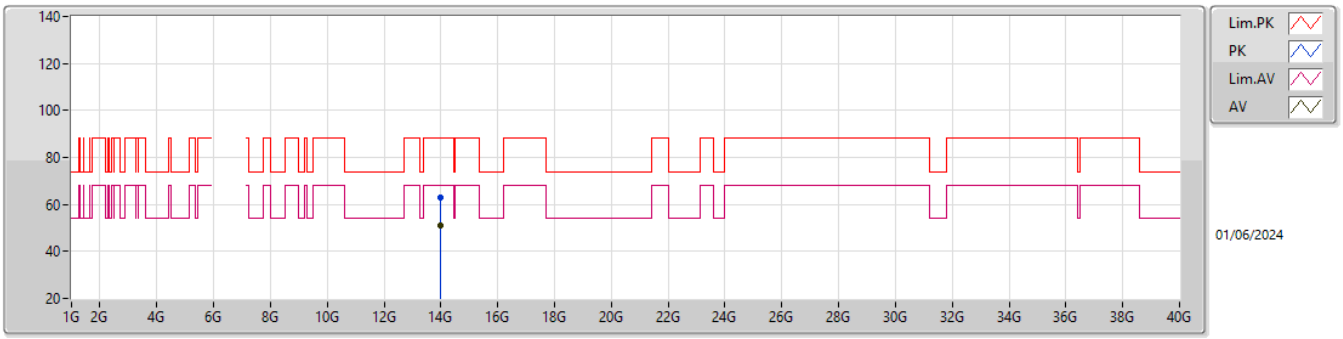

EUT X_4TX
Setting 10
03-H-G-4

Type	Freq	Level	Limit	Margin	Raw	Dist	Condition	Azimuth	Height	Comment	AF	CL	PA
	(Hz)	(dBuV/m)	(dBuV/m)	(dB)	(dBuV)	(m)		(°)	(m)		(dB)	(dB)	(dB)
PK	13.99446G	62.71	88.20	-25.49	41.93	3	Vertical	322	1.69	-	41.18	12.20	32.60
RMS	13.99464G	50.90	68.20	-17.30	30.12	3	Vertical	322	1.69	-	41.18	12.20	32.60

6.875-7.125GHz_802.11be EHT20-BF_Nss1,(MCS0)_4TX

6995MHz_TX

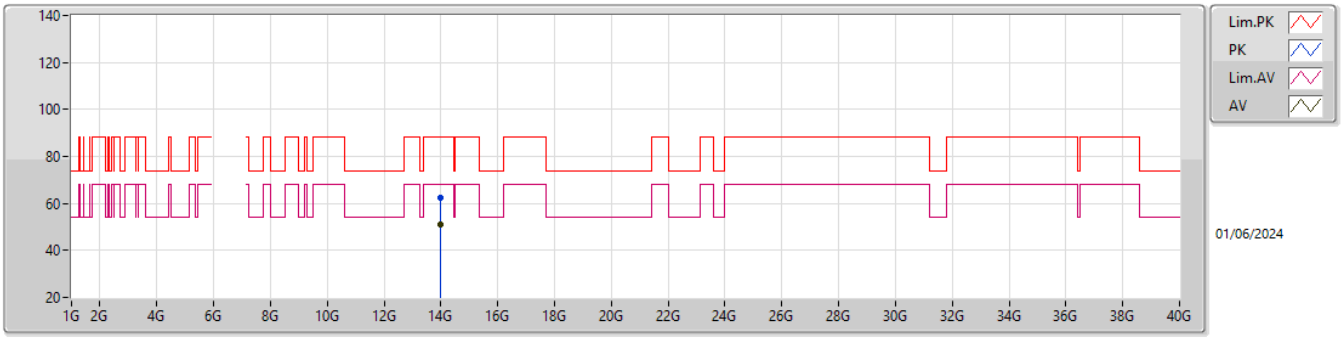

EUT X_4TX
Setting 10
03-H-G-4

Type	Freq	Level	Limit	Margin	Raw	Dist	Condition	Azimuth	Height	Comment	AF	CL	PA
	(Hz)	(dBuV/m)	(dBuV/m)	(dB)	(dBuV)	(m)		(°)	(m)		(dB)	(dB)	(dB)
PK	13.98856G	62.24	88.20	-25.96	41.49	3	Horizontal	318	1.67	-	41.15	12.20	32.60
RMS	13.99409G	50.83	68.20	-17.37	30.05	3	Horizontal	318	1.67	-	41.18	12.20	32.60

6.875-7.125GHz_802.11be EHT20-BF_Nss1,(MCS0)_4TX

6995MHz_TX

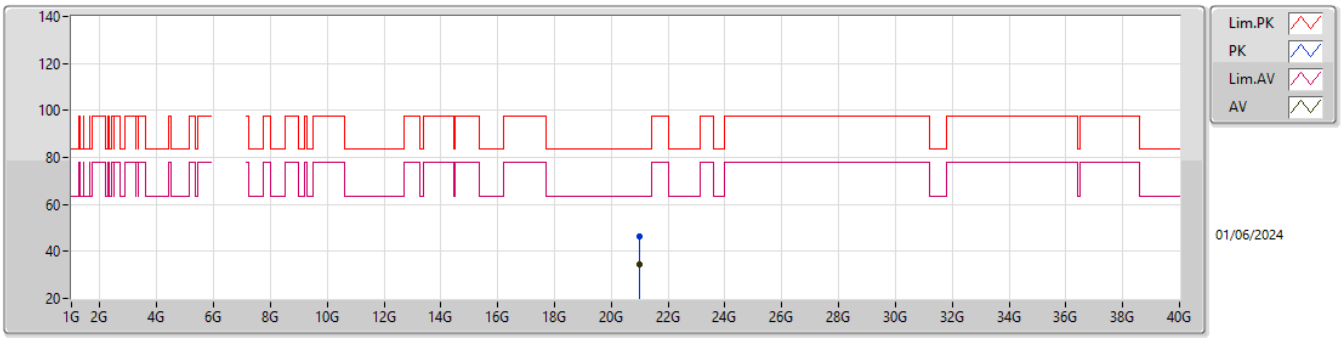

EUT X_4TX
Setting 10
03-H-G-4

Type	Freq	Level	Limit	Margin	Raw	Dist	Condition	Azimuth	Height	Comment	AF	CL	PA
	(Hz)	(dBuV/m)	(dBuV/m)	(dB)	(dBuV)	(m)		(°)	(m)		(dB)	(dB)	(dB)
PK	20.98238G	46.30	83.54	-37.24	41.23	1	Vertical	224	1.83	-	37.97	15.99	48.89
AV	20.98243G	34.25	63.54	-29.29	29.18	1	Vertical	224	1.83	-	37.97	15.99	48.89

6.875-7.125GHz_802.11be EHT20-BF_Nss1,(MCS0)_4TX

6995MHz_TX

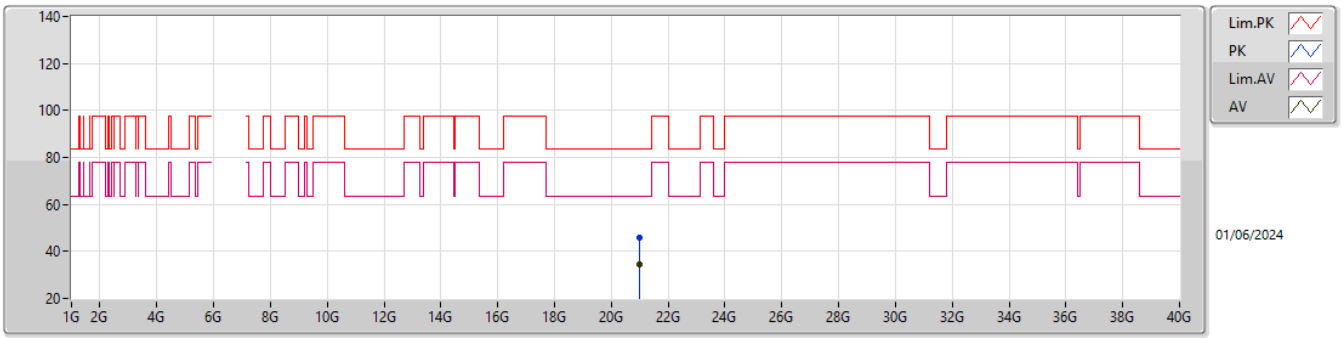

EUT X_4TX
Setting 10
03-H-G-4

Type	Freq	Level	Limit	Margin	Raw	Dist	Condition	Azimuth	Height	Comment	AF	CL	PA
	(Hz)	(dBuV/m)	(dBuV/m)	(dB)	(dBuV)	(m)		(°)	(m)		(dB)	(dB)	(dB)
PK	20.98983G	45.69	83.54	-37.85	40.65	1	Horizontal	347	1.68	-	37.94	15.99	48.89
AV	20.98464G	34.25	63.54	-29.29	29.19	1	Horizontal	347	1.68	-	37.96	15.99	48.89

6.875-7.125GHz_802.11be EHT20-BF_Nss1,(MCS0)_4TX

7095MHz_TX

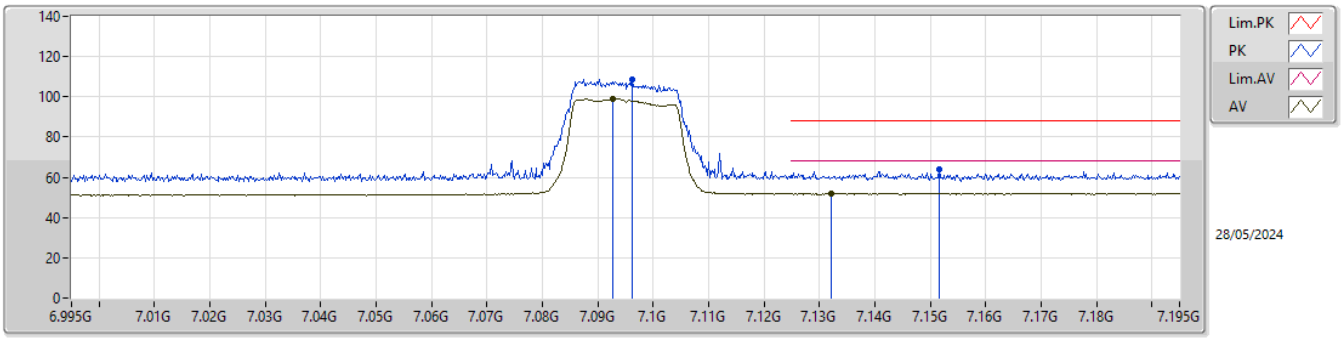

EUT X_4TX
Setting 12
02-C-J-8-10

Type	Freq	Level	Limit	Margin	Raw	Dist	Condition	Azimuth	Height	Comment	AF	CL	PA
	(Hz)	(dBuV/m)	(dBuV/m)	(dB)	(dBuV)	(m)		(°)	(m)		(dB)	(dB)	(dB)
PK	7.0962G	108.79	Inf	-Inf	98.99	3	Vertical	-0	1.80	-	35.39	6.40	31.99
RMS	7.0928G	98.99	Inf	-Inf	89.19	3	Vertical	-0	1.80	-	35.39	6.40	31.99
PK	7.1516G	63.98	88.20	-24.22	53.86	3	Vertical	-0	1.80	-	35.71	6.43	32.02
RMS	7.1322G	52.02	68.20	-16.18	42.02	3	Vertical	-0	1.80	-	35.59	6.42	32.01

6.875-7.125GHz_802.11be EHT20-BF_Nss1,(MCS0)_4TX

7095MHz_TX

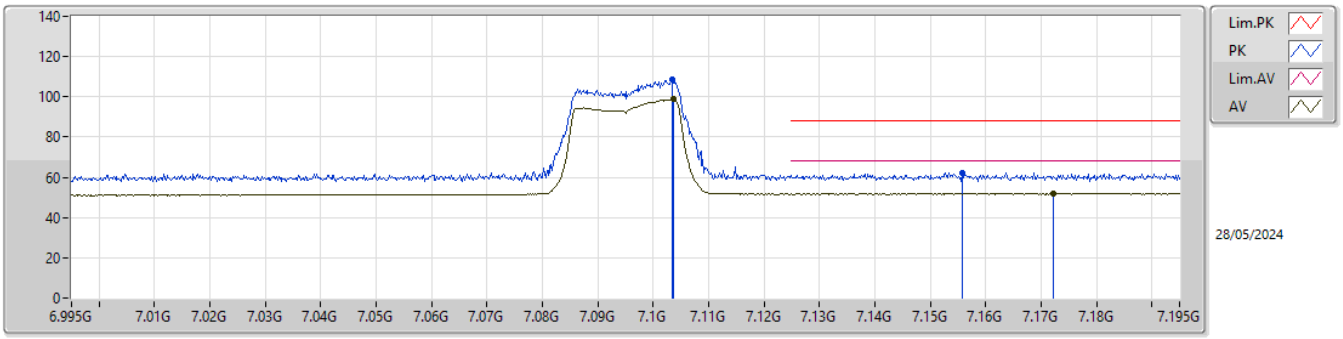

EUT X_4TX
Setting 12
02-C-J-8-10

Type	Freq	Level	Limit	Margin	Raw	Dist	Condition	Azimuth	Height	Comment	AF	CL	PA
	(Hz)	(dBuV/m)	(dBuV/m)	(dB)	(dBuV)	(m)		(°)	(m)		(dB)	(dB)	(dB)
PK	7.1034G	108.44	Inf	-Inf	98.62	3	Horizontal	38	1.80	-	35.42	6.40	32.00
RMS	7.1036G	98.88	Inf	-Inf	89.06	3	Horizontal	38	1.80	-	35.42	6.40	32.00
PK	7.1558G	62.37	88.20	-25.83	52.24	3	Horizontal	38	1.80	-	35.73	6.43	32.03
RMS	7.1722G	52.01	68.20	-16.19	41.78	3	Horizontal	38	1.80	-	35.83	6.44	32.04

6.875-7.125GHz_802.11be EHT20-BF_Nss1,(MCS0)_4TX

7095MHz_TX

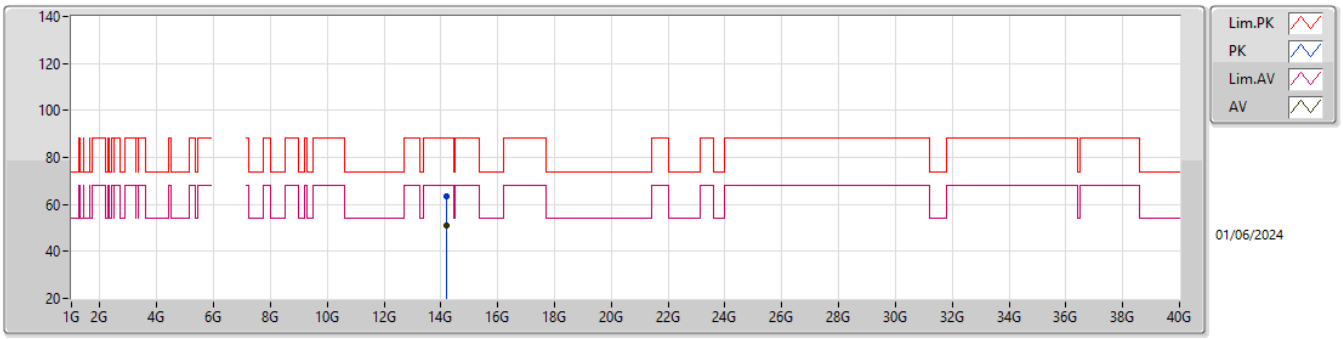

EUT X_4TX
Setting 12
03-H-G-4

Type	Freq	Level	Limit	Margin	Raw	Dist	Condition	Azimuth	Height	Comment	AF	CL	PA
	(Hz)	(dBuV/m)	(dBuV/m)	(dB)	(dBuV)	(m)		(°)	(m)		(dB)	(dB)	(dB)
PK	14.19494G	63.28	88.20	-24.92	42.03	3	Vertical	85	2.16	-	41.68	12.26	32.69
RMS	14.19413G	51.28	68.20	-16.92	30.03	3	Vertical	85	2.16	-	41.68	12.26	32.69

6.875-7.125GHz_802.11be EHT20-BF_Nss1,(MCS0)_4TX

7095MHz_TX

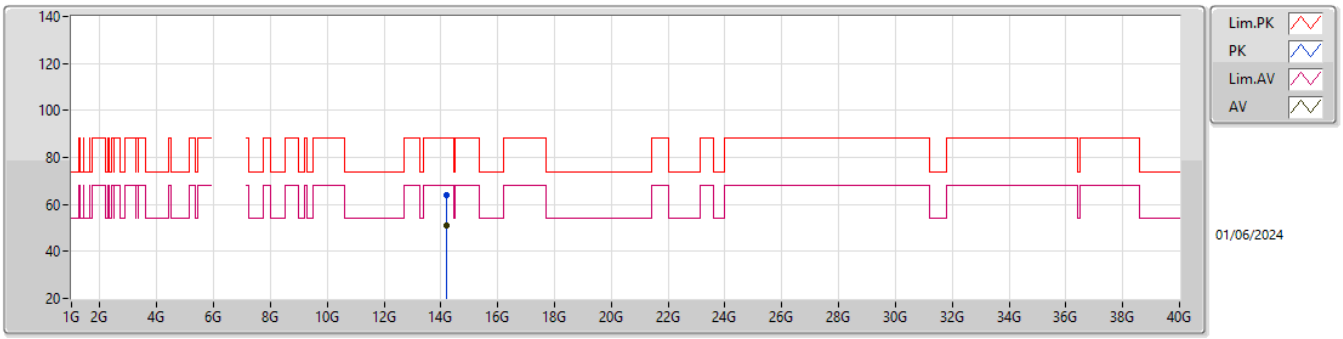

EUT X_4TX
Setting 12
03-H-G-4

Type	Freq	Level	Limit	Margin	Raw	Dist	Condition	Azimuth	Height	Comment	AF	CL	PA
	(Hz)	(dBuV/m)	(dBuV/m)	(dB)	(dBuV)	(m)		(°)	(m)		(dB)	(dB)	(dB)
PK	14.19435G	63.85	88.20	-24.35	42.60	3	Horizontal	271	2.62	-	41.68	12.26	32.69
RMS	14.19412G	51.28	68.20	-16.92	30.03	3	Horizontal	271	2.62	-	41.68	12.26	32.69

6.875-7.125GHz_802.11be EHT20-BF_Nss1,(MCS0)_4TX

7095MHz_TX

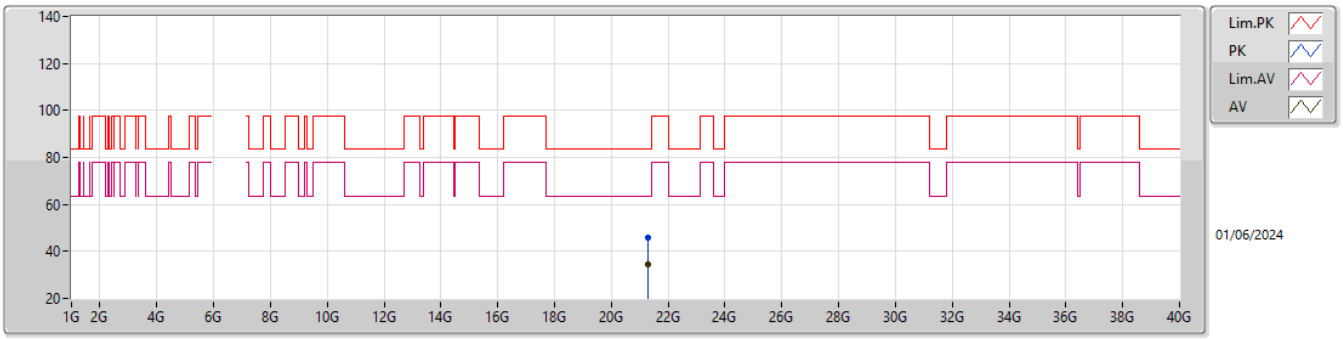

EUT X_4TX
Setting 12
03-H-G-4

Type	Freq	Level	Limit	Margin	Raw	Dist	Condition	Azimuth	Height	Comment	AF	CL	PA
	(Hz)	(dBuV/m)	(dBuV/m)	(dB)	(dBuV)	(m)		(°)	(m)		(dB)	(dB)	(dB)
PK	21.28214G	45.99	83.54	-37.55	40.35	1	Vertical	192	1.36	-	38.26	16.23	48.85
AV	21.2859G	34.43	63.54	-29.11	28.76	1	Vertical	192	1.36	-	38.29	16.23	48.85

6.875-7.125GHz_802.11be EHT20-BF_Nss1,(MCS0)_4TX

7095MHz_TX

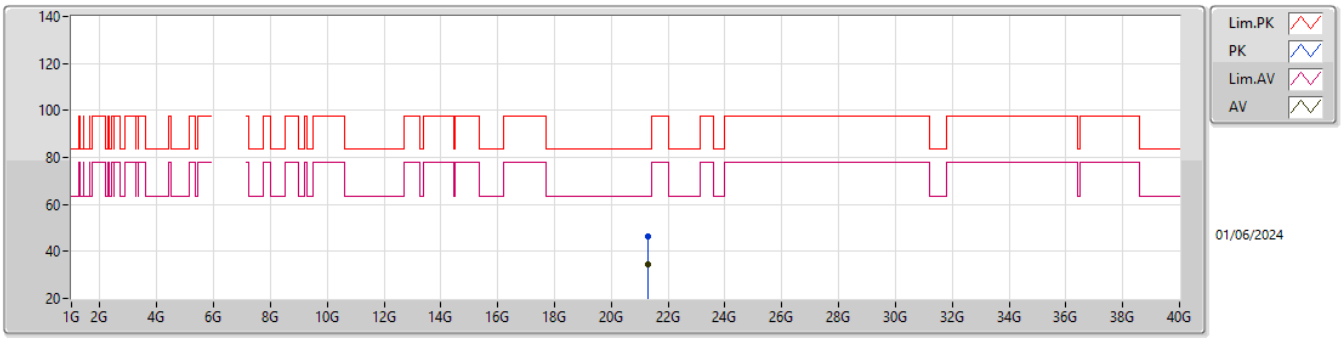

EUT X_4TX
Setting 12
03-H-G-4

Type	Freq	Level	Limit	Margin	Raw	Dist	Condition	Azimuth	Height	Comment	AF	CL	PA
	(Hz)	(dBuV/m)	(dBuV/m)	(dB)	(dBuV)	(m)		(°)	(m)		(dB)	(dB)	(dB)
PK	21.28997G	46.30	83.54	-37.24	40.60	1	Horizontal	218	1.42	-	38.32	16.23	48.85
AV	21.28984G	34.24	63.54	-29.30	28.54	1	Horizontal	218	1.42	-	38.32	16.23	48.85

6.875-7.125GHz_802.11be EHT20-BF_Nss1,(MCS0)_4TX

7115MHz_TX

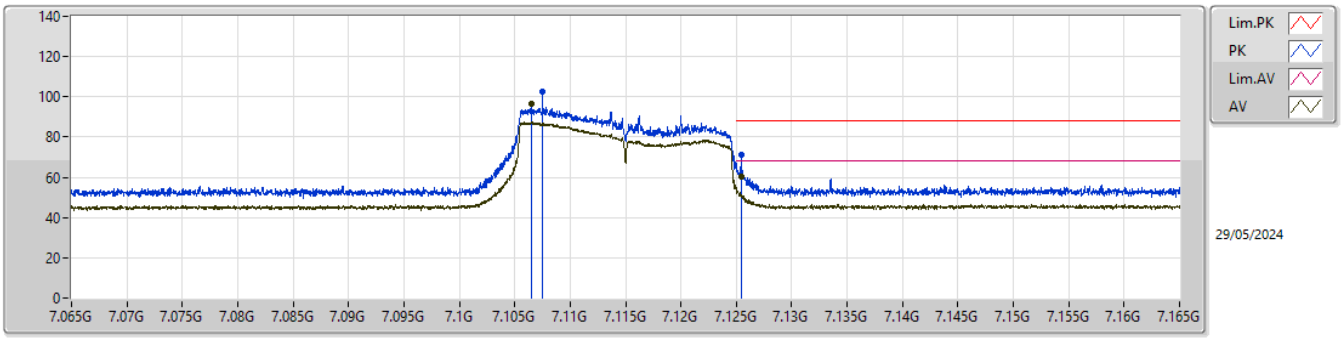

EUT X_4TX
Setting 6
02-C-J-8-10

Type	Freq	Level	Limit	Margin	Raw	Dist	Condition	Azimuth	Height	Comment	AF	CL	PA
	(Hz)	(dBuV/m)	(dBuV/m)	(dB)	(dBuV)	(m)		(°)	(m)		(dB)	(dB)	(dB)
PK	7.1075G	102.53	Inf	-Inf	92.69	3	Vertical	342	1.79	BP 1MHz	35.44	6.40	32.00
RMS	7.1065G	96.49	Inf	-Inf	86.65	3	Vertical	342	1.79	BP 1MHz	35.44	6.40	32.00
PK	7.1255G	71.18	88.20	-17.02	61.23	3	Vertical	342	1.79	BP 1MHz	35.55	6.41	32.01
RMS	7.1255G	60.58	68.20	-7.62	50.63	3	Vertical	342	1.79	BP 1MHz	35.55	6.41	32.01

6.875-7.125GHz_802.11be EHT20-BF_Nss1,(MCS0)_4TX

7115MHz_TX

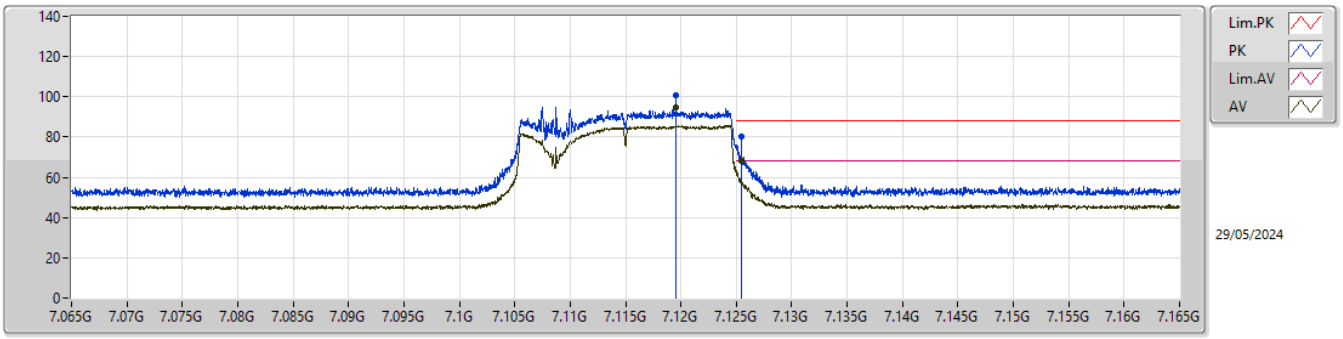

EUT X_4TX
Setting 6
02-C-J-8-10

Type	Freq	Level	Limit	Margin	Raw	Dist	Condition	Azimuth	Height	Comment	AF	CL	PA
	(Hz)	(dBuV/m)	(dBuV/m)	(dB)	(dBuV)	(m)		(°)	(m)		(dB)	(dB)	(dB)
PK	7.1195G	100.97	Inf	-Inf	91.05	3	Horizontal	345	1.78	BP 1MHz	35.52	6.41	32.01
RMS	7.1195G	94.63	Inf	-Inf	84.71	3	Horizontal	345	1.78	BP 1MHz	35.52	6.41	32.01
PK	7.1255G	80.00	88.20	-8.20	70.05	3	Horizontal	345	1.78	BP 1MHz	35.55	6.41	32.01
RMS	7.1255G	68.10	68.20	-0.10	58.15	3	Horizontal	345	1.78	BP 1MHz	35.55	6.41	32.01

6.875-7.125GHz_802.11be EHT20-BF_Nss1,(MCS0)_4TX

7115MHz_TX

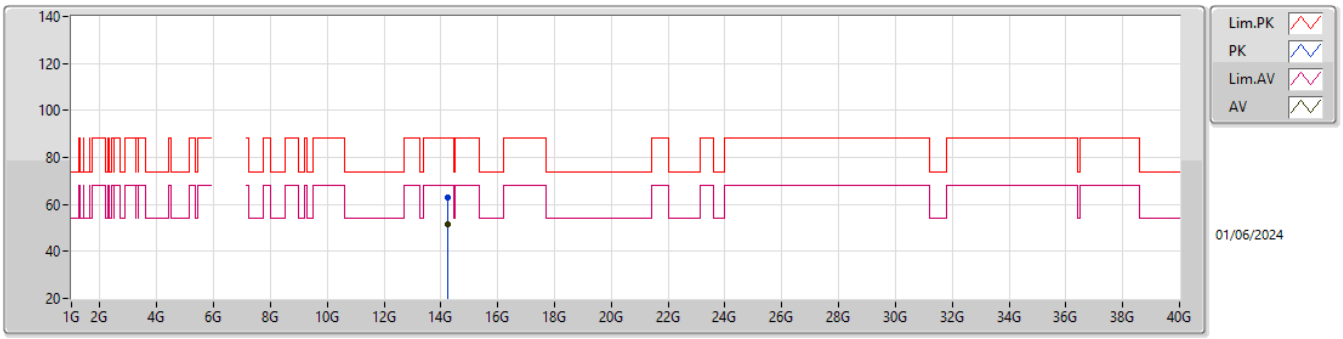

EUT X_4TX
Setting 6
03-H-G-4

Type	Freq	Level	Limit	Margin	Raw	Dist	Condition	Azimuth	Height	Comment	AF	CL	PA
	(Hz)	(dBuV/m)	(dBuV/m)	(dB)	(dBuV)	(m)		(°)	(m)		(dB)	(dB)	(dB)
PK	14.23151G	63.03	88.20	-25.17	41.70	3	Vertical	200	2.49	-	41.76	12.27	32.70
RMS	14.23103G	51.56	68.20	-16.64	30.23	3	Vertical	200	2.49	-	41.76	12.27	32.70

6.875-7.125GHz_802.11be EHT20-BF_Nss1,(MCS0)_4TX

7115MHz_TX

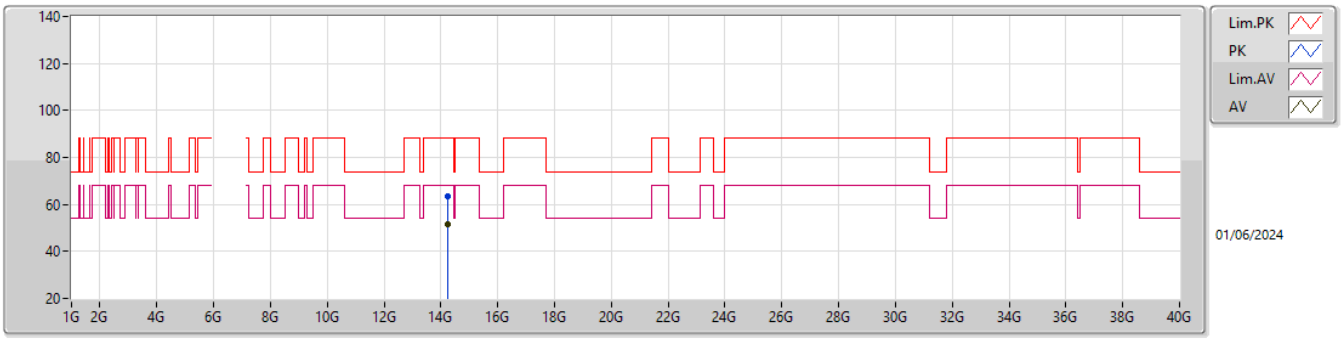

EUT X_4TX
Setting 6
03-H-G-4

Type	Freq	Level	Limit	Margin	Raw	Dist	Condition	Azimuth	Height	Comment	AF	CL	PA
	(Hz)	(dBuV/m)	(dBuV/m)	(dB)	(dBuV)	(m)		(°)	(m)		(dB)	(dB)	(dB)
PK	14.22955G	63.37	88.20	-24.83	42.04	3	Horizontal	99	2.66	-	41.76	12.27	32.70
RMS	14.225G	51.59	68.20	-16.61	30.27	3	Horizontal	99	2.66	-	41.75	12.27	32.70

6.875-7.125GHz_802.11be EHT20-BF_Nss1,(MCS0)_4TX

7115MHz_TX

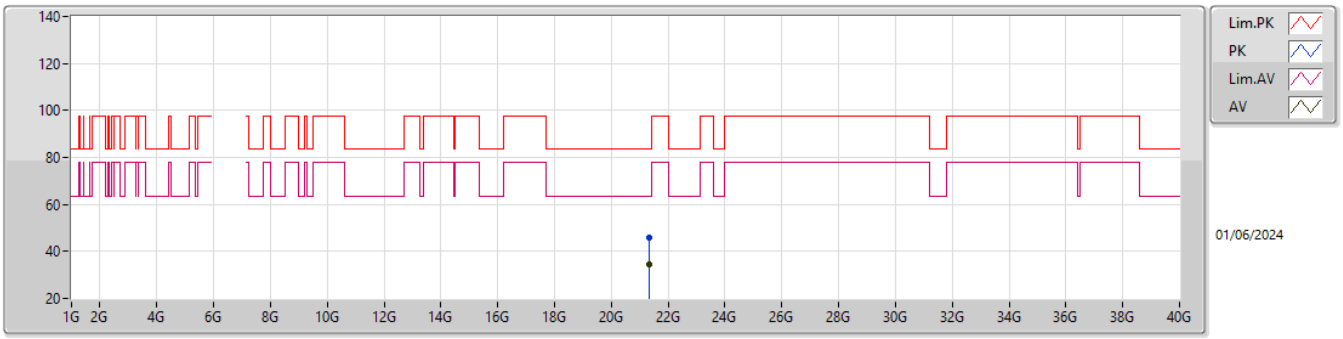

EUT X_4TX
Setting 6
03-H-G-4

Type	Freq	Level	Limit	Margin	Raw	Dist	Condition	Azimuth	Height	Comment	AF	CL	PA
	(Hz)	(dBuV/m)	(dBuV/m)	(dB)	(dBuV)	(m)		(°)	(m)		(dB)	(dB)	(dB)
PK	21.34395G	45.91	83.54	-37.63	40.16	1	Vertical	61	1.73	-	38.31	16.28	48.84
AV	21.3414G	34.66	63.54	-28.88	28.91	1	Vertical	61	1.73	-	38.32	16.27	48.84

6.875-7.125GHz_802.11be EHT20-BF_Nss1,(MCS0)_4TX

7115MHz_TX

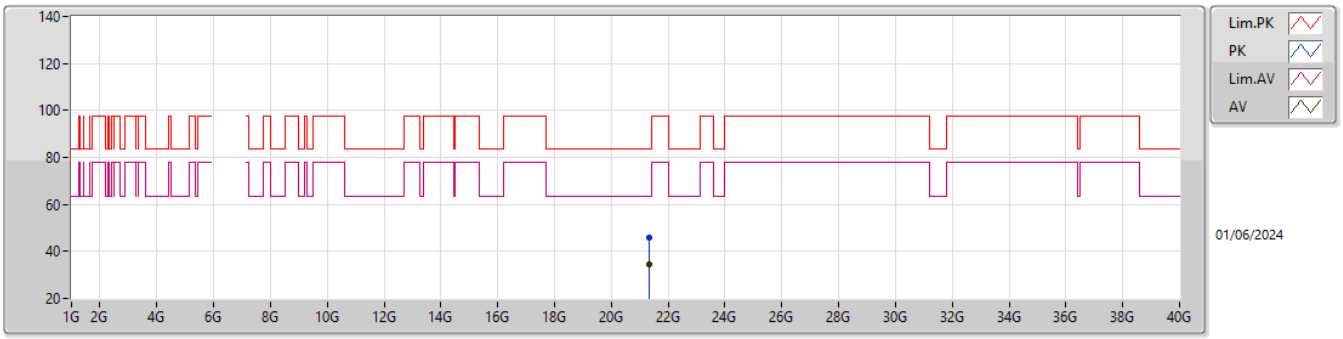

EUT X_4TX
Setting 6
03-H-G-4

Type	Freq	Level	Limit	Margin	Raw	Dist	Condition	Azimuth	Height	Comment	AF	CL	PA
	(Hz)	(dBuV/m)	(dBuV/m)	(dB)	(dBuV)	(m)		(°)	(m)		(dB)	(dB)	(dB)
PK	21.34094G	45.96	83.54	-37.58	40.21	1	Horizontal	288	1.55	-	38.32	16.27	48.84
AV	21.34238G	34.55	63.54	-28.99	28.80	1	Horizontal	288	1.55	-	38.32	16.27	48.84

5.925-6.425GHz_802.11be EHT40-BF_Nss1,(MCS0)_4TX

5965MHz_TX

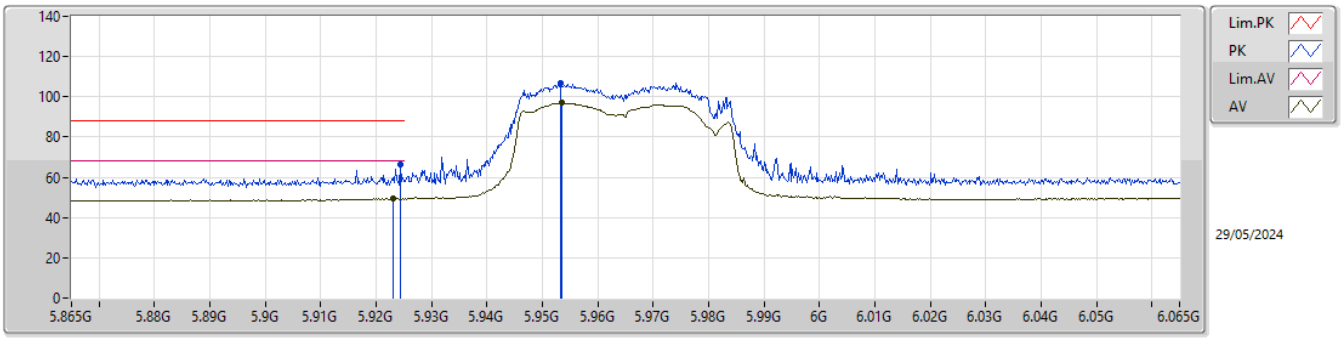

EUT X_4TX
Setting 16
02-C-J-8-10

Type	Freq	Level	Limit	Margin	Raw	Dist	Condition	Azimuth	Height	Comment	AF	CL	PA
	(Hz)	(dBuV/m)	(dBuV/m)	(dB)	(dBuV)	(m)		(°)	(m)		(dB)	(dB)	(dB)
PK	5.9244G	66.12	88.20	-22.08	57.31	3	Vertical	0	1.86	-	34.20	5.77	31.16
RMS	5.923G	49.36	68.20	-18.84	40.54	3	Vertical	0	1.86	-	34.20	5.77	31.15
PK	5.9532G	106.94	Inf	-Inf	98.10	3	Vertical	0	1.86	-	34.21	5.80	31.17
RMS	5.9534G	97.06	Inf	-Inf	88.22	3	Vertical	0	1.86	-	34.21	5.80	31.17

5.925-6.425GHz_802.11be EHT40-BF_Nss1,(MCS0)_4TX

5965MHz_TX

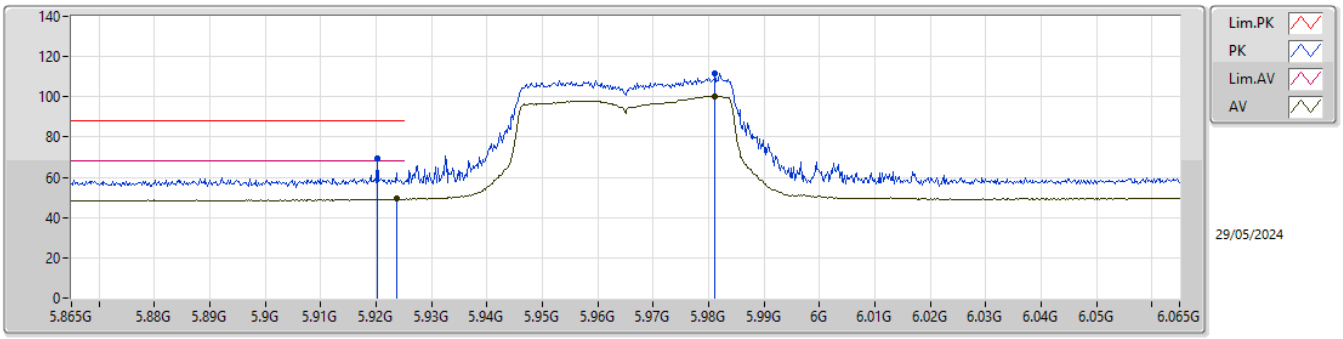

EUT X_4TX
Setting 16
02-C-J-8-10

Type	Freq	Level	Limit	Margin	Raw	Dist	Condition	Azimuth	Height	Comment	AF	CL	PA
	(Hz)	(dBuV/m)	(dBuV/m)	(dB)	(dBuV)	(m)		(°)	(m)		(dB)	(dB)	(dB)
PK	5.9202G	69.69	88.20	-18.51	60.88	3	Horizontal	6	1.80	-	34.20	5.76	31.15
RMS	5.9236G	49.33	68.20	-18.87	40.51	3	Horizontal	6	1.80	-	34.20	5.77	31.15
PK	5.9812G	111.55	Inf	-Inf	102.64	3	Horizontal	6	1.80	-	34.26	5.83	31.18
RMS	5.981G	100.21	Inf	-Inf	91.30	3	Horizontal	6	1.80	-	34.26	5.83	31.18

5.925-6.425GHz_802.11be EHT40-BF_Nss1,(MCS0)_4TX

5965MHz_TX

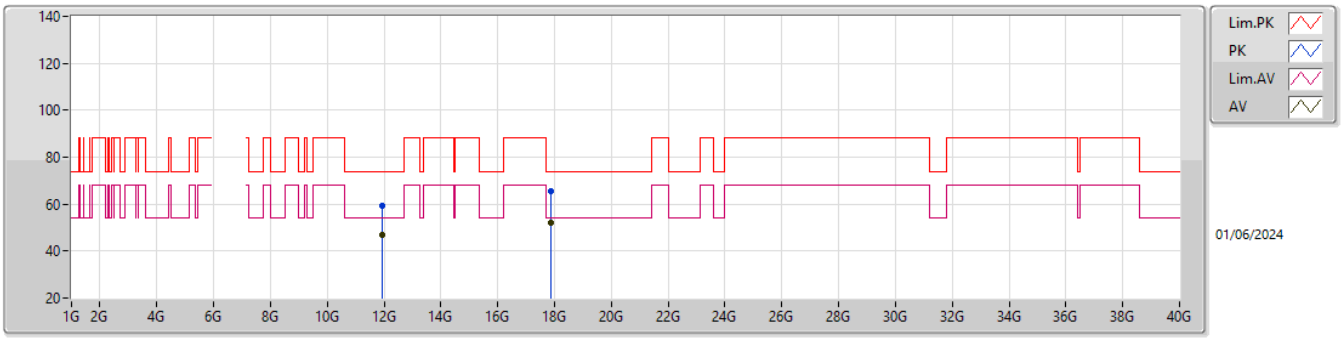

EUT X_4TX
Setting 16
03-H-G-4

Type	Freq	Level	Limit	Margin	Raw	Dist	Condition	Azimuth	Height	Comment	AF	CL	PA
	(Hz)	(dBuV/m)	(dBuV/m)	(dB)	(dBuV)	(m)		(°)	(m)		(dB)	(dB)	(dB)
PK	11.93138G	59.41	74.00	-14.59	43.12	3	Vertical	352	1.47	-	39.20	11.48	34.39
AV	11.93136G	46.71	54.00	-7.29	30.42	3	Vertical	352	1.47	-	39.20	11.48	34.39
PK	17.89098G	65.56	74.00	-8.44	39.31	3	Vertical	162	1.65	-	44.82	13.86	32.43
AV	17.89071G	51.87	54.00	-2.13	25.62	3	Vertical	162	1.65	-	44.82	13.86	32.43

5.925-6.425GHz_802.11be EHT40-BF_Nss1,(MCS0)_4TX

5965MHz_TX

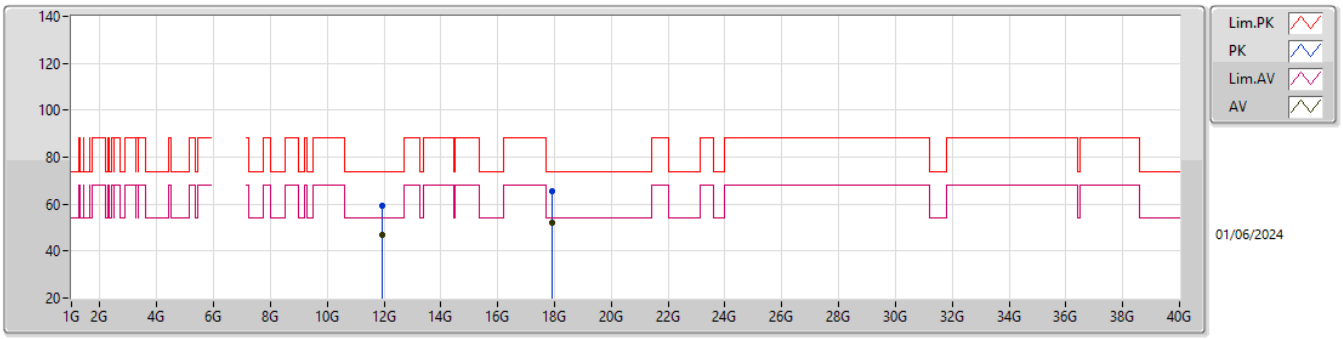

EUT X_4TX
Setting 16
03-H-G-4

Type	Freq	Level	Limit	Margin	Raw	Dist	Condition	Azimuth	Height	Comment	AF	CL	PA
	(Hz)	(dBuV/m)	(dBuV/m)	(dB)	(dBuV)	(m)		(°)	(m)		(dB)	(dB)	(dB)
PK	11.93389G	59.51	74.00	-14.49	43.22	3	Horizontal	152	2.64	-	39.20	11.48	34.39
AV	11.92598G	46.75	54.00	-7.25	30.46	3	Horizontal	152	2.64	-	39.20	11.48	34.39
PK	17.89695G	65.72	74.00	-8.28	39.46	3	Horizontal	184	2.75	-	44.81	13.86	32.41
AV	17.89461G	51.84	54.00	-2.16	25.59	3	Horizontal	184	2.75	-	44.81	13.86	32.42

5.925-6.425GHz_802.11be EHT40-BF_Nss1,(MCS0)_4TX

5965MHz_TX

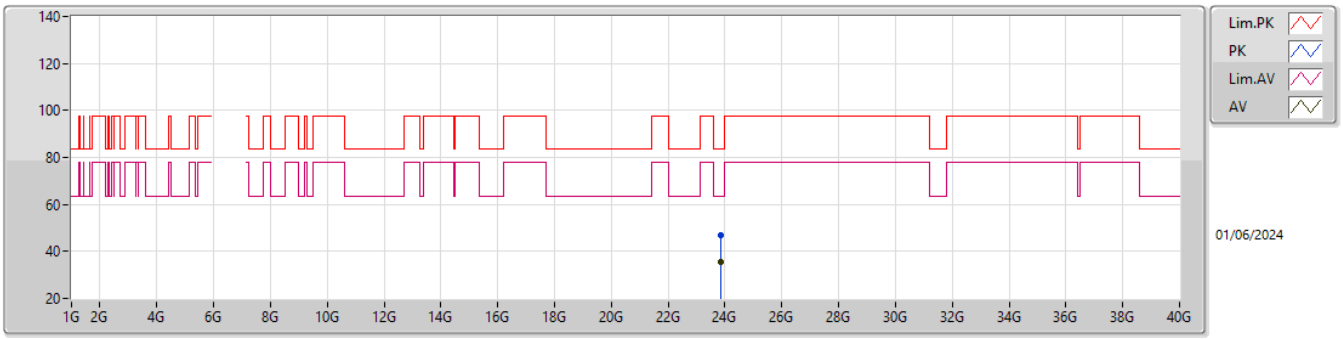

EUT X_4TX
Setting 16
03-H-G-4

Type	Freq	Level	Limit	Margin	Raw	Dist	Condition	Azimuth	Height	Comment	AF	CL	PA
	(Hz)	(dBuV/m)	(dBuV/m)	(dB)	(dBuV)	(m)		(°)	(m)		(dB)	(dB)	(dB)
PK	23.86129G	47.06	83.54	-36.48	38.06	1	Vertical	36	1.59	-	38.80	17.36	47.16
AV	23.85615G	35.29	63.54	-28.25	26.29	1	Vertical	36	1.59	-	38.80	17.36	47.16

5.925-6.425GHz_802.11be EHT40-BF_Nss1,(MCS0)_4TX

5965MHz_TX

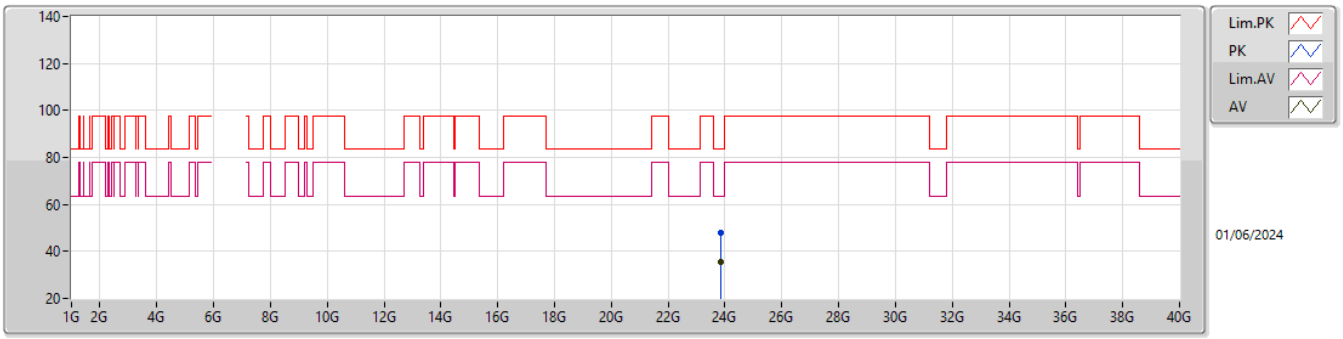

EUT X_4TX
Setting 16
03-H-G-4

Type	Freq	Level	Limit	Margin	Raw	Dist	Condition	Azimuth	Height	Comment	AF	CL	PA
	(Hz)	(dBuV/m)	(dBuV/m)	(dB)	(dBuV)	(m)		(°)	(m)		(dB)	(dB)	(dB)
PK	23.85706G	47.73	83.54	-35.81	38.73	1	Horizontal	148	1.80	-	38.80	17.36	47.16
AV	23.86269G	35.36	63.54	-28.18	26.36	1	Horizontal	148	1.80	-	38.80	17.36	47.16

5.925-6.425GHz_802.11be EHT40-BF_Nss1,(MCS0)_4TX

6205MHz_TX

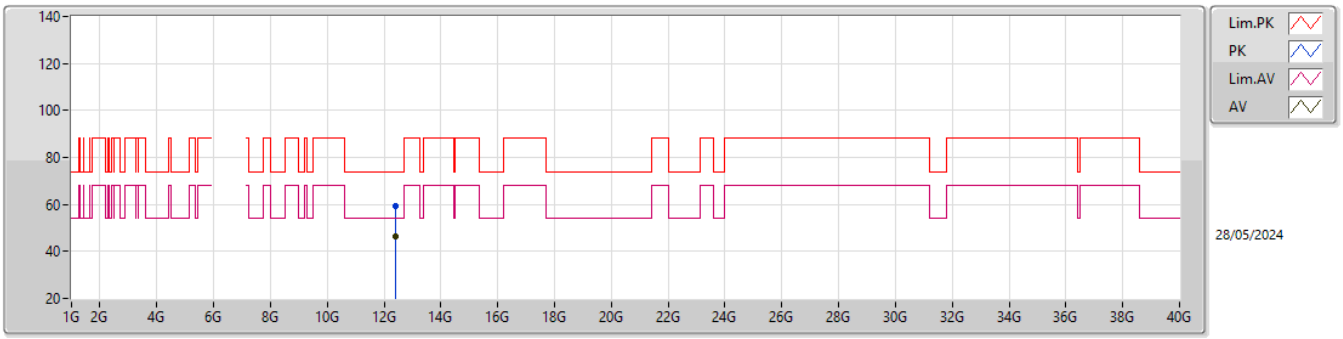

EUT X_4TX
Setting 16
03-H-G-4

Type	Freq	Level	Limit	Margin	Raw	Dist	Condition	Azimuth	Height	Comment	AF	CL	PA
	(Hz)	(dBuV/m)	(dBuV/m)	(dB)	(dBuV)	(m)		(°)	(m)		(dB)	(dB)	(dB)
PK	12.4073G	59.45	74.00	-14.55	43.24	3	Vertical	19	2.15	-	38.60	11.66	34.05
AV	12.40524G	46.45	54.00	-7.55	30.24	3	Vertical	19	2.15	-	38.60	11.66	34.05

5.925-6.425GHz_802.11be EHT40-BF_Nss1,(MCS0)_4TX

6205MHz_TX

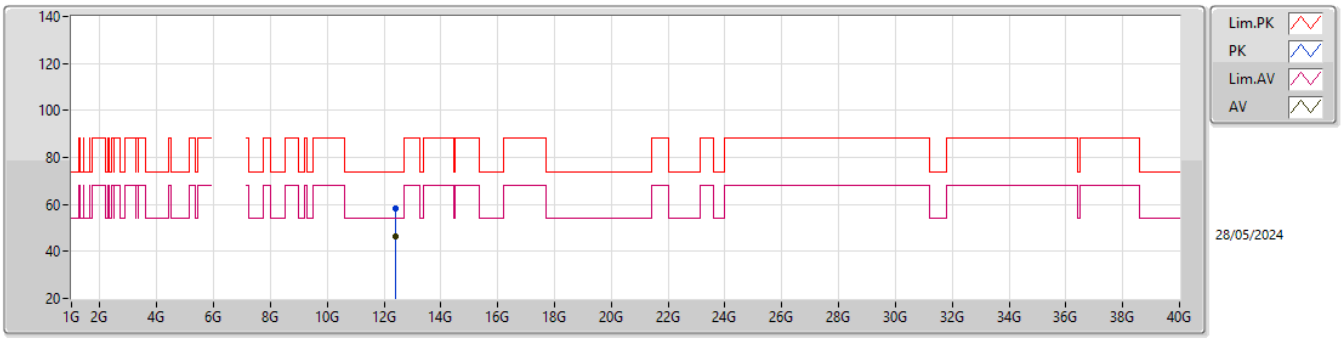

EUT X_4TX
Setting 16
03-H-G-4

Type	Freq	Level	Limit	Margin	Raw	Dist	Condition	Azimuth	Height	Comment	AF	CL	PA
	(Hz)	(dBuV/m)	(dBuV/m)	(dB)	(dBuV)	(m)		(°)	(m)		(dB)	(dB)	(dB)
PK	12.40515G	58.38	74.00	-15.62	42.17	3	Horizontal	104	2.95	-	38.60	11.66	34.05
AV	12.40669G	46.45	54.00	-7.55	30.24	3	Horizontal	104	2.95	-	38.60	11.66	34.05

5.925-6.425GHz_802.11be EHT40-BF_Nss1,(MCS0)_4TX

6205MHz_TX

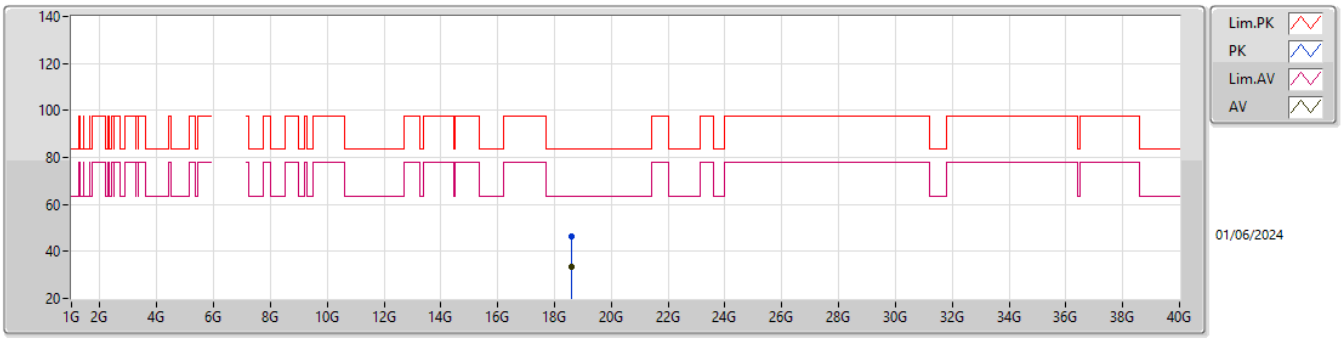

EUT X_4TX
Setting 16
03-H-G-4

Type	Freq	Level	Limit	Margin	Raw	Dist	Condition	Azimuth	Height	Comment	AF	CL	PA
	(Hz)	(dBuV/m)	(dBuV/m)	(dB)	(dBuV)	(m)		(°)	(m)		(dB)	(dB)	(dB)
PK	18.61502G	46.15	83.54	-37.39	42.75	1	Vertical	55	1.76	-	37.73	15.27	49.60
AV	18.61828G	33.59	63.54	-29.95	30.18	1	Vertical	55	1.76	-	37.74	15.27	49.60

5.925-6.425GHz_802.11be EHT40-BF_Nss1,(MCS0)_4TX

6205MHz_TX

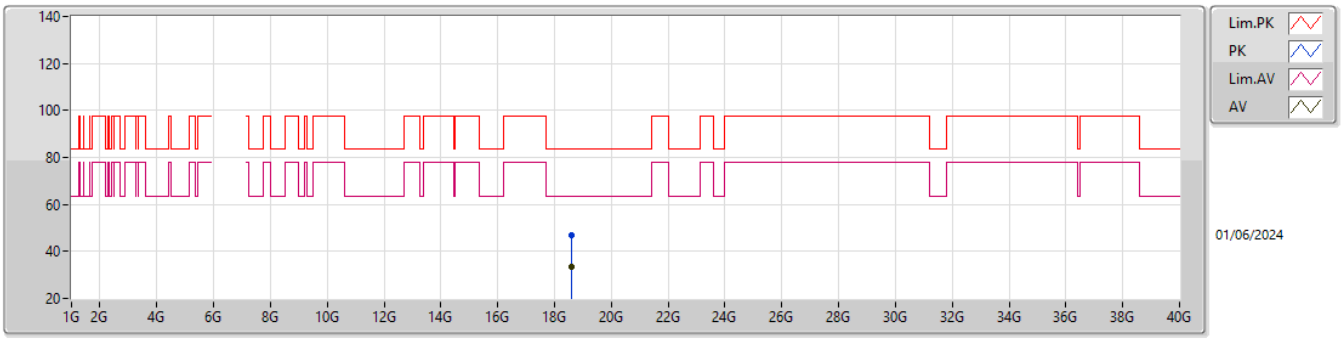

EUT X_4TX
Setting 16
03-H-G-4

Type	Freq	Level	Limit	Margin	Raw	Dist	Condition	Azimuth	Height	Comment	AF	CL	PA
	(Hz)	(dBuV/m)	(dBuV/m)	(dB)	(dBuV)	(m)		(°)	(m)		(dB)	(dB)	(dB)
PK	18.61674G	46.98	83.54	-36.56	43.58	1	Horizontal	356	1.56	-	37.73	15.27	49.60
AV	18.61288G	33.49	63.54	-30.05	30.09	1	Horizontal	356	1.56	-	37.73	15.27	49.60

5.925-6.425GHz_802.11be EHT40-BF_Nss1,(MCS0)_4TX

6405MHz_TX

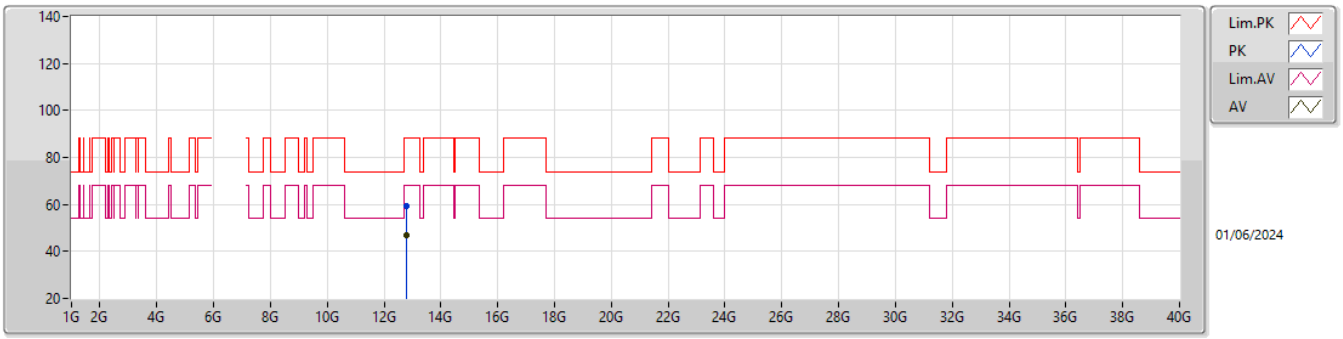

EUT X_4TX
Setting 14
03-H-G-4

Type	Freq	Level	Limit	Margin	Raw	Dist	Condition	Azimuth	Height	Comment	AF	CL	PA
	(Hz)	(dBuV/m)	(dBuV/m)	(dB)	(dBuV)	(m)		(°)	(m)		(dB)	(dB)	(dB)
PK	12.80948G	59.07	88.20	-29.13	41.79	3	Vertical	155	1.75	-	39.04	11.80	33.56
RMS	12.80604G	46.85	68.20	-21.35	29.60	3	Vertical	155	1.75	-	39.02	11.79	33.56

5.925-6.425GHz_802.11be EHT40-BF_Nss1,(MCS0)_4TX

6405MHz_TX

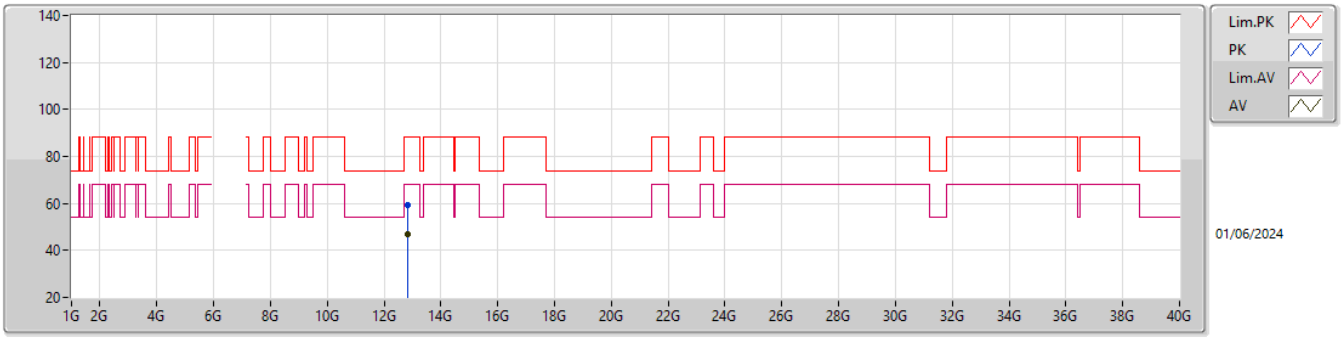

EUT X_4TX
Setting 14
03-H-G-4

Type	Freq	Level	Limit	Margin	Raw	Dist	Condition	Azimuth	Height	Comment	AF	CL	PA
	(Hz)	(dBuV/m)	(dBuV/m)	(dB)	(dBuV)	(m)		(°)	(m)		(dB)	(dB)	(dB)
PK	12.81157G	59.06	88.20	-29.14	41.77	3	Horizontal	17	1.37	-	39.05	11.80	33.56
RMS	12.81333G	46.83	68.20	-21.37	29.53	3	Horizontal	17	1.37	-	39.05	11.80	33.55

5.925-6.425GHz_802.11be EHT40-BF_Nss1,(MCS0)_4TX

6405MHz_TX

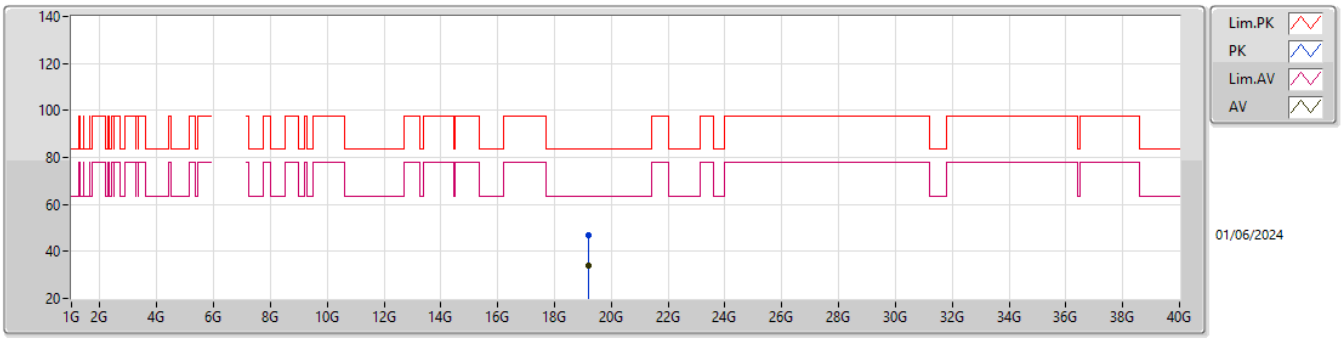

EUT X_4TX
Setting 14
03-H-G-4

Type	Freq	Level	Limit	Margin	Raw	Dist	Condition	Azimuth	Height	Comment	AF	CL	PA
	(Hz)	(dBuV/m)	(dBuV/m)	(dB)	(dBuV)	(m)		(°)	(m)		(dB)	(dB)	(dB)
PK	19.2182G	46.74	83.54	-36.80	43.03	1	Vertical	129	1.61	-	37.96	15.24	49.49
AV	19.2104G	34.05	63.54	-29.49	30.31	1	Vertical	129	1.61	-	37.98	15.24	49.48

5.925-6.425GHz_802.11be EHT40-BF_Nss1,(MCS0)_4TX

6405MHz_TX

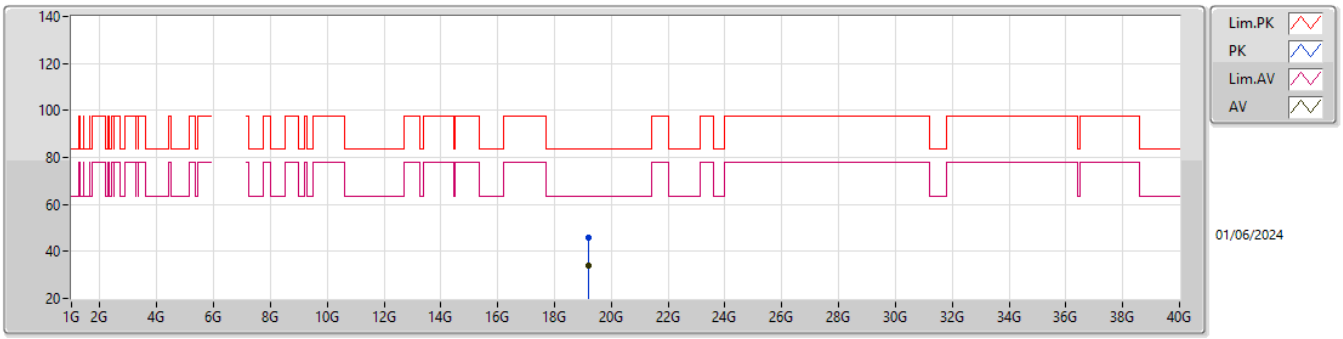

EUT X_4TX
Setting 14
03-H-G-4

Type	Freq	Level	Limit	Margin	Raw	Dist	Condition	Azimuth	Height	Comment	AF	CL	PA
	(Hz)	(dBuV/m)	(dBuV/m)	(dB)	(dBuV)	(m)		(°)	(m)		(dB)	(dB)	(dB)
PK	19.21143G	45.95	83.54	-37.59	42.21	1	Horizontal	210	1.54	-	37.98	15.24	49.48
AV	19.21172G	33.96	63.54	-29.58	30.22	1	Horizontal	210	1.54	-	37.98	15.24	49.48

6.425-6.525GHz_802.11be EHT40-BF_Nss1,(MCS0)_4TX

6445MHz_TX

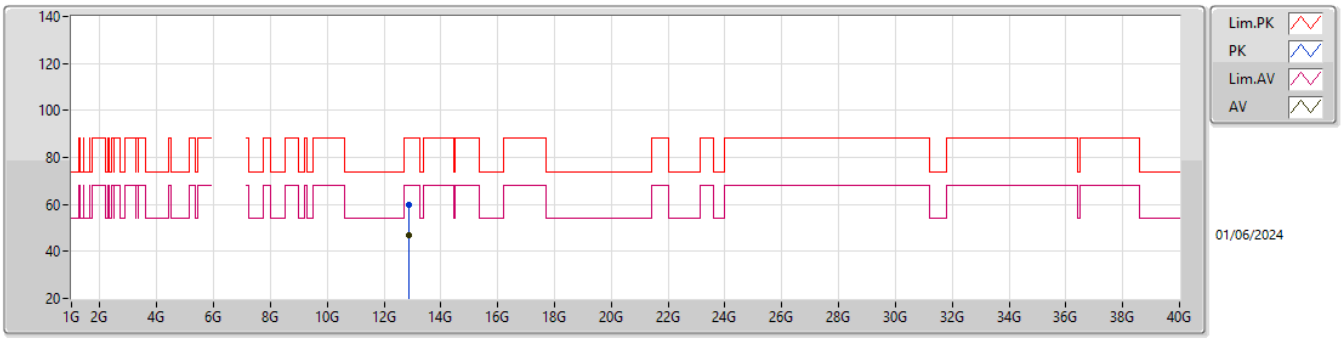

EUT X_4TX
Setting 15
03-H-G-4

Type	Freq	Level	Limit	Margin	Raw	Dist	Condition	Azimuth	Height	Comment	AF	CL	PA
	(Hz)	(dBuV/m)	(dBuV/m)	(dB)	(dBuV)	(m)		(°)	(m)		(dB)	(dB)	(dB)
PK	12.88661G	59.76	88.20	-28.44	42.19	3	Vertical	82	2.38	-	39.20	11.82	33.45
RMS	12.88508G	47.05	68.20	-21.15	29.49	3	Vertical	82	2.38	-	39.20	11.82	33.46

6.425-6.525GHz_802.11be EHT40-BF_Nss1,(MCS0)_4TX

6445MHz_TX

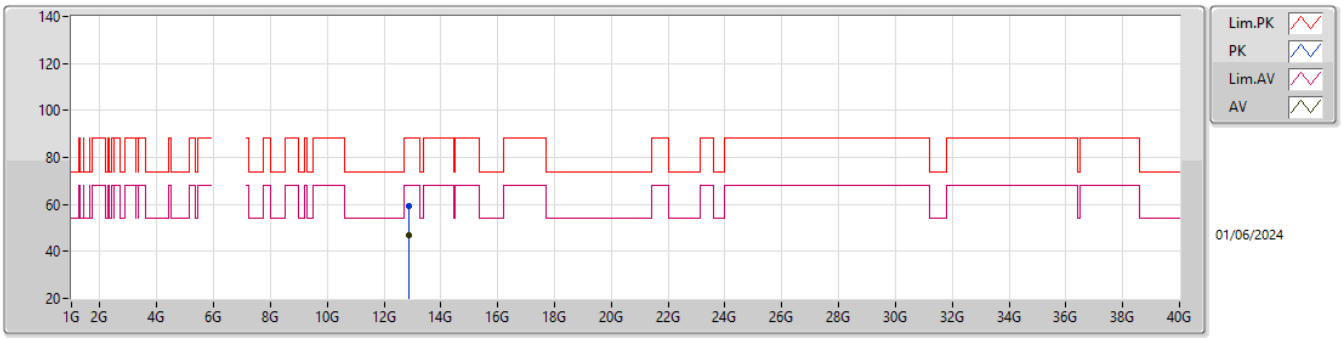

EUT X_4TX
Setting 15
03-H-G-4

Type	Freq	Level	Limit	Margin	Raw	Dist	Condition	Azimuth	Height	Comment	AF	CL	PA
	(Hz)	(dBuV/m)	(dBuV/m)	(dB)	(dBuV)	(m)		(°)	(m)		(dB)	(dB)	(dB)
PK	12.88974G	59.51	88.20	-28.69	41.94	3	Horizontal	262	2.49	-	39.20	11.82	33.45
RMS	12.88571G	47.12	68.20	-21.08	29.56	3	Horizontal	262	2.49	-	39.20	11.82	33.46

6.425-6.525GHz_802.11be EHT40-BF_Nss1,(MCS0)_4TX

6445MHz_TX

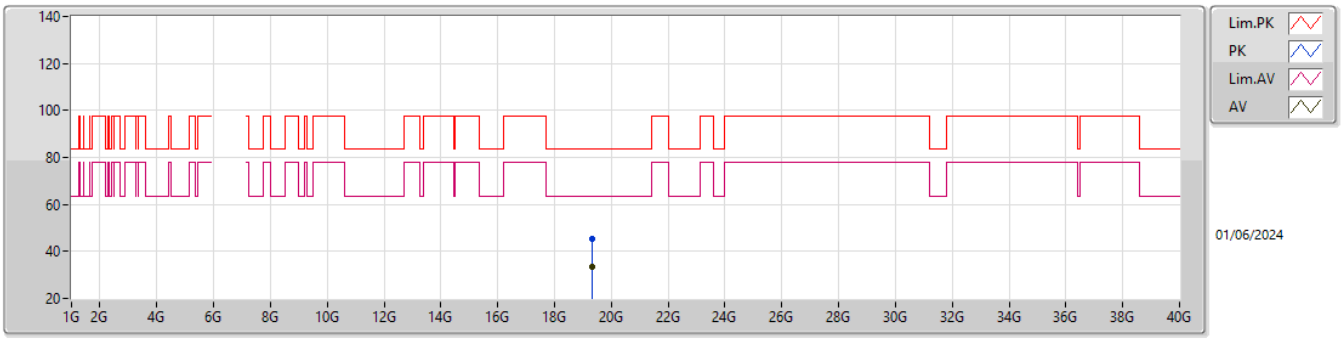

EUT X_4TX
Setting 15
03-H-G-4

Type	Freq	Level	Limit	Margin	Raw	Dist	Condition	Azimuth	Height	Comment	AF	CL	PA
	(Hz)	(dBuV/m)	(dBuV/m)	(dB)	(dBuV)	(m)		(°)	(m)		(dB)	(dB)	(dB)
PK	19.33848G	45.16	83.54	-38.38	41.65	1	Vertical	317	1.41	-	37.85	15.23	49.57
AV	19.33187G	33.43	63.54	-30.11	29.90	1	Vertical	317	1.41	-	37.87	15.23	49.57

6.425-6.525GHz_802.11be EHT40-BF_Nss1,(MCS0)_4TX

6445MHz_TX

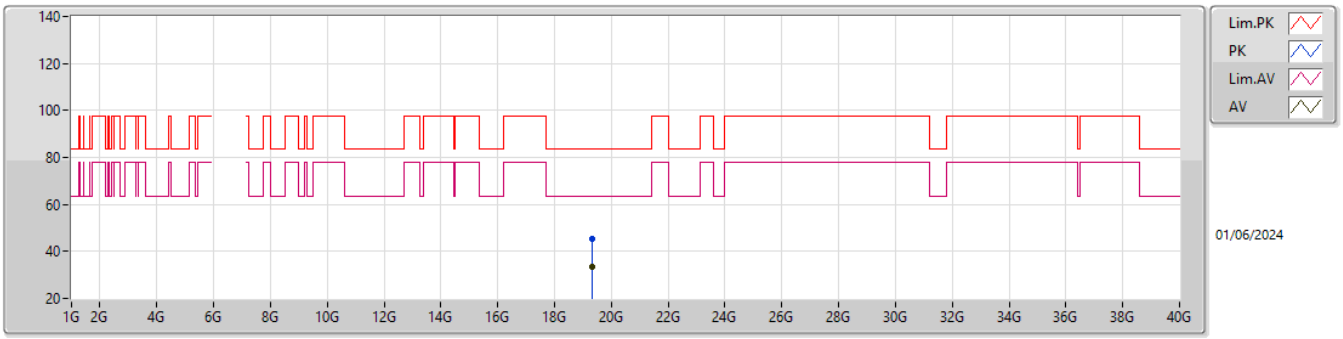

EUT X_4TX
Setting 15
03-H-G-4

Type	Freq	Level	Limit	Margin	Raw	Dist	Condition	Azimuth	Height	Comment	AF	CL	PA
	(Hz)	(dBuV/m)	(dBuV/m)	(dB)	(dBuV)	(m)		(°)	(m)		(dB)	(dB)	(dB)
PK	19.33076G	45.33	83.54	-38.21	41.78	1	Horizontal	50	1.41	-	37.88	15.23	49.56
AV	19.33789G	33.43	63.54	-30.11	29.92	1	Horizontal	50	1.41	-	37.85	15.23	49.57

6.425-6.525GHz_802.11be EHT40-BF_Nss1,(MCS0)_4TX

6485MHz_TX

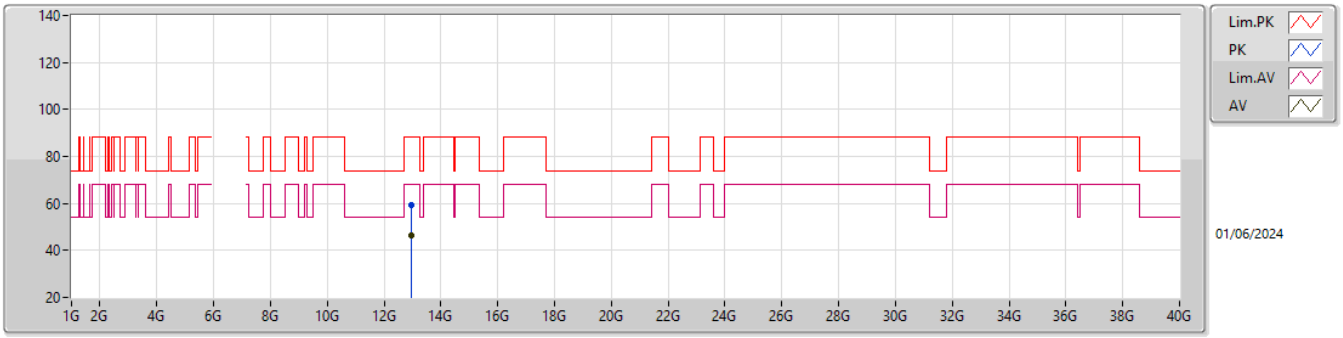

EUT X_4TX
Setting 15
03-H-G-4

Type	Freq	Level	Limit	Margin	Raw	Dist	Condition	Azimuth	Height	Comment	AF	CL	PA
	(Hz)	(dBuV/m)	(dBuV/m)	(dB)	(dBuV)	(m)		(°)	(m)		(dB)	(dB)	(dB)
PK	12.96991G	59.16	88.20	-29.04	41.35	3	Vertical	235	2.07	-	39.30	11.85	33.34
RMS	12.96543G	46.41	68.20	-21.79	28.61	3	Vertical	235	2.07	-	39.30	11.85	33.35

6.425-6.525GHz_802.11be EHT40-BF_Nss1,(MCS0)_4TX

6485MHz_TX

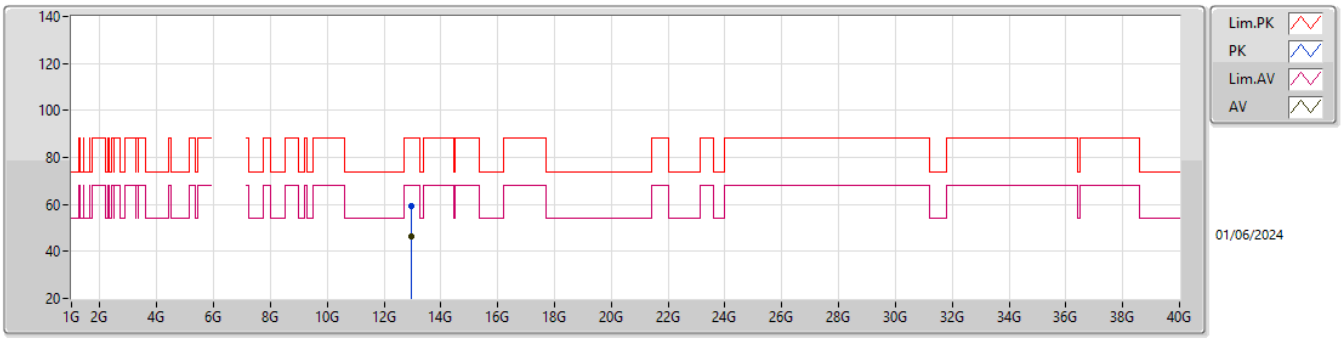

EUT X_4TX
Setting 15
03-H-G-4

Type	Freq	Level	Limit	Margin	Raw	Dist	Condition	Azimuth	Height	Comment	AF	CL	PA
	(Hz)	(dBuV/m)	(dBuV/m)	(dB)	(dBuV)	(m)		(°)	(m)		(dB)	(dB)	(dB)
PK	12.97132G	59.30	88.20	-28.90	41.49	3	Horizontal	140	1.13	-	39.30	11.85	33.34
RMS	12.96781G	46.48	68.20	-21.72	28.67	3	Horizontal	140	1.13	-	39.30	11.85	33.34

6.425-6.525GHz_802.11be EHT40-BF_Nss1,(MCS0)_4TX

6485MHz_TX

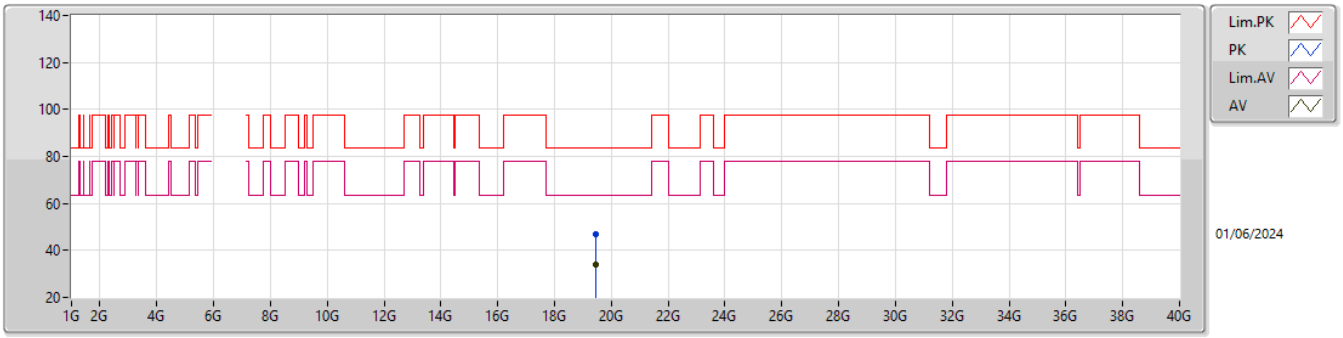

EUT X_4TX
Setting 15
03-H-G-4

Type	Freq	Level	Limit	Margin	Raw	Dist	Condition	Azimuth	Height	Comment	AF	CL	PA
	(Hz)	(dBuV/m)	(dBuV/m)	(dB)	(dBuV)	(m)		(°)	(m)		(dB)	(dB)	(dB)
PK	19.45503G	46.71	83.54	-36.83	43.31	1	Vertical	141	1.95	-	37.82	15.23	49.65
AV	19.45891G	34.21	63.54	-29.33	30.79	1	Vertical	141	1.95	-	37.84	15.23	49.65

6.425-6.525GHz_802.11be EHT40-BF_Nss1,(MCS0)_4TX

6485MHz_TX

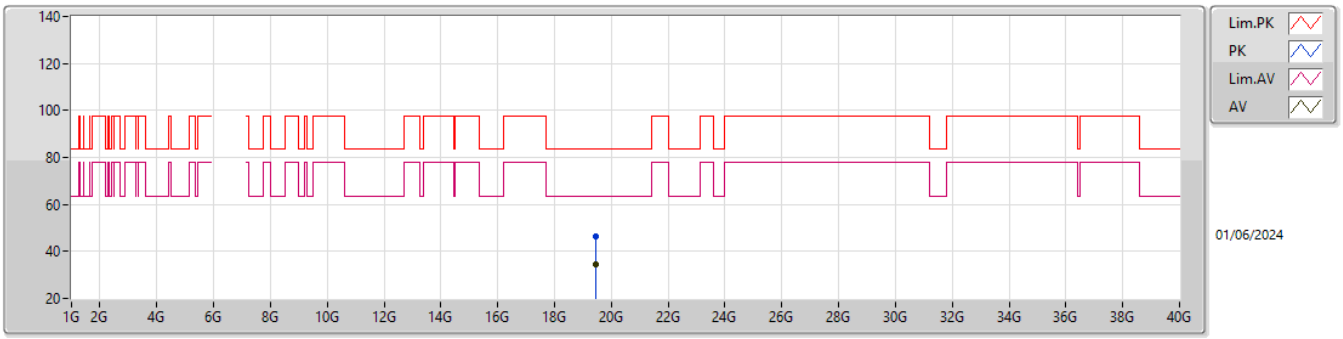

EUT X_4TX
Setting 15
03-H-G-4

Type	Freq	Level	Limit	Margin	Raw	Dist	Condition	Azimuth	Height	Comment	AF	CL	PA
	(Hz)	(dBuV/m)	(dBuV/m)	(dB)	(dBuV)	(m)		(°)	(m)		(dB)	(dB)	(dB)
PK	19.45881G	46.37	83.54	-37.17	42.95	1	Horizontal	239	1.70	-	37.84	15.23	49.65
AV	19.45475G	34.26	63.54	-29.28	30.86	1	Horizontal	239	1.70	-	37.82	15.23	49.65

6.425-6.525GHz_802.11be EHT40-BF_Nss1,(MCS0)_4TX

6525MHz_TX

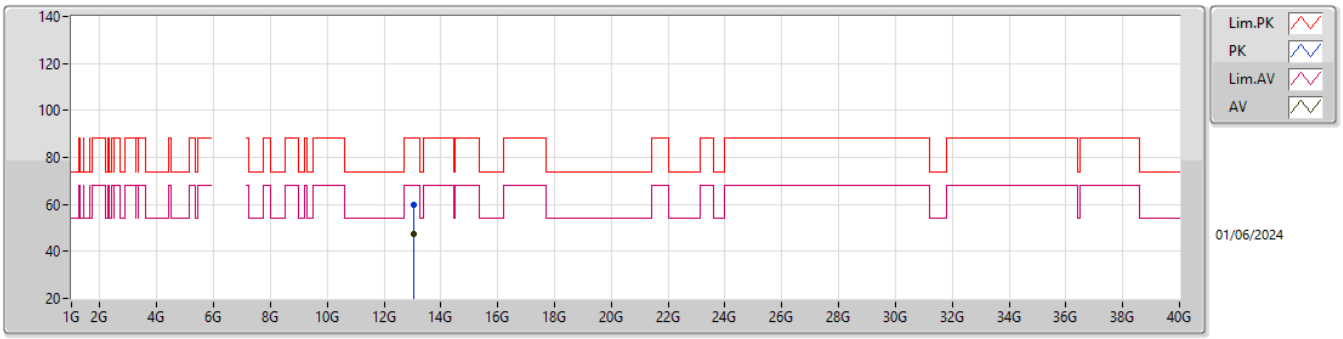

EUT X_4TX
Setting 16
03-H-G-4

Type	Freq	Level	Limit	Margin	Raw	Dist	Condition	Azimuth	Height	Comment	AF	CL	PA
	(Hz)	(dBuV/m)	(dBuV/m)	(dB)	(dBuV)	(m)		(°)	(m)		(dB)	(dB)	(dB)
PK	13.05339G	59.79	88.20	-28.41	41.74	3	Vertical	125	2.84	-	39.41	11.88	33.24
RMS	13.05071G	47.62	68.20	-20.58	29.58	3	Vertical	125	2.84	-	39.40	11.88	33.24

6.425-6.525GHz_802.11be EHT40-BF_Nss1,(MCS0)_4TX

6525MHz_TX

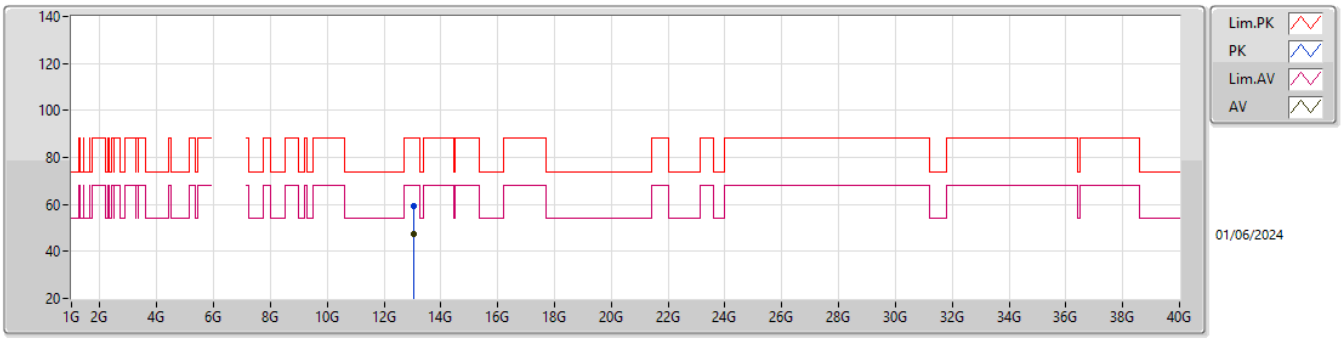

EUT X_4TX
Setting 16
03-H-G-4

Type	Freq	Level	Limit	Margin	Raw	Dist	Condition	Azimuth	Height	Comment	AF	CL	PA
	(Hz)	(dBuV/m)	(dBuV/m)	(dB)	(dBuV)	(m)		(°)	(m)		(dB)	(dB)	(dB)
PK	13.04812G	59.56	88.20	-28.64	41.52	3	Horizontal	88	2.98	-	39.40	11.88	33.24
RMS	13.04924G	47.60	68.20	-20.60	29.56	3	Horizontal	88	2.98	-	39.40	11.88	33.24

6.425-6.525GHz_802.11be EHT40-BF_Nss1,(MCS0)_4TX

6525MHz_TX

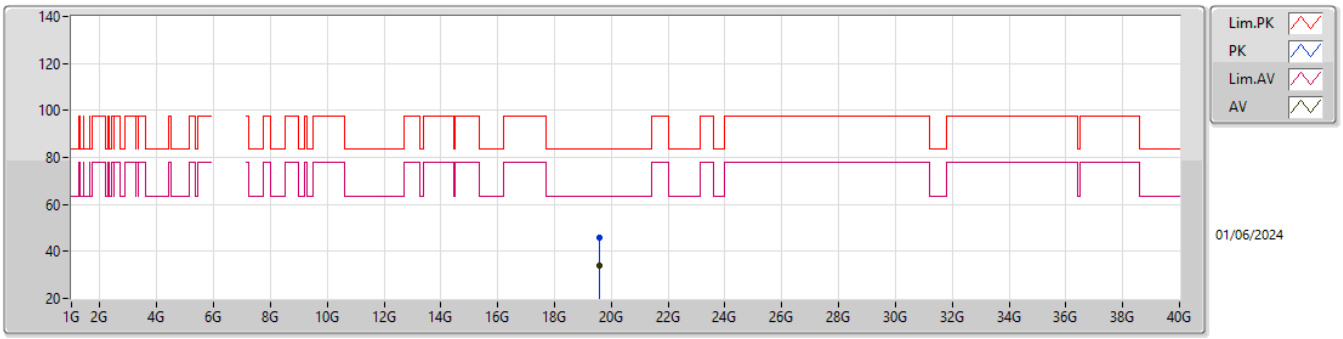

EUT X_4TX
Setting 16
03-H-G-4

Type	Freq	Level	Limit	Margin	Raw	Dist	Condition	Azimuth	Height	Comment	AF	CL	PA
	(Hz)	(dBuV/m)	(dBuV/m)	(dB)	(dBuV)	(m)		(°)	(m)		(dB)	(dB)	(dB)
PK	19.5749G	45.91	83.54	-37.63	42.36	1	Vertical	354	1.77	-	37.95	15.22	49.62
AV	19.57091G	33.79	63.54	-29.75	30.22	1	Vertical	354	1.77	-	37.97	15.22	49.62

6.425-6.525GHz_802.11be EHT40-BF_Nss1,(MCS0)_4TX

6525MHz_TX

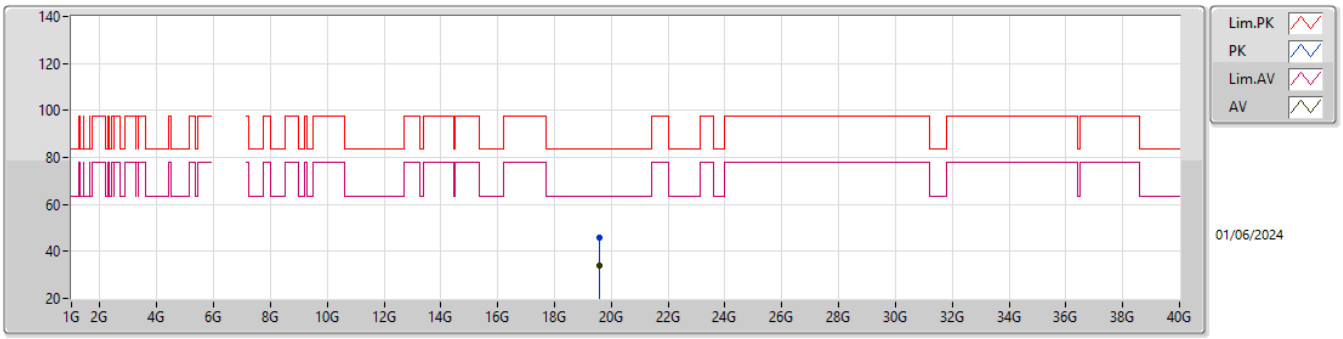

EUT X_4TX
Setting 16
03-H-G-4

Type	Freq	Level	Limit	Margin	Raw	Dist	Condition	Azimuth	Height	Comment	AF	CL	PA
	(Hz)	(dBuV/m)	(dBuV/m)	(dB)	(dBuV)	(m)		(°)	(m)		(dB)	(dB)	(dB)
PK	19.57776G	46.04	83.54	-37.50	42.51	1	Horizontal	251	1.78	-	37.93	15.22	49.62
AV	19.57431G	33.83	63.54	-29.71	30.28	1	Horizontal	251	1.78	-	37.95	15.22	49.62

6.525-6.875GHz_802.11be EHT40-BF_Nss1,(MCS0)_4TX

6565MHz_TX

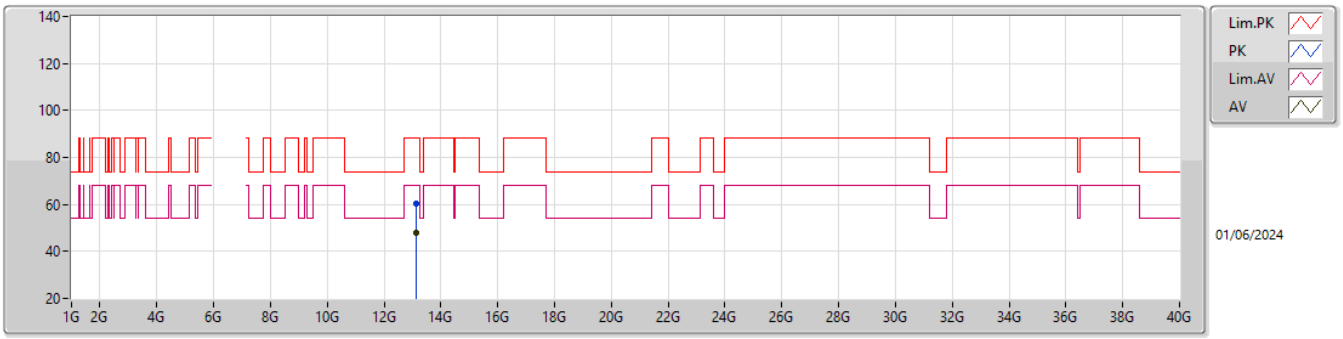

EUT X_4TX
Setting 15
03-H-G-4

Type	Freq	Level	Limit	Margin	Raw	Dist	Condition	Azimuth	Height	Comment	AF	CL	PA
	(Hz)	(dBuV/m)	(dBuV/m)	(dB)	(dBuV)	(m)		(°)	(m)		(dB)	(dB)	(dB)
PK	13.13121G	60.11	88.20	-28.09	41.75	3	Vertical	31	1.16	-	39.60	11.90	33.14
RMS	13.13232G	47.74	68.20	-20.46	29.38	3	Vertical	31	1.16	-	39.60	11.90	33.14

6.525-6.875GHz_802.11be EHT40-BF_Nss1,(MCS0)_4TX

6565MHz_TX

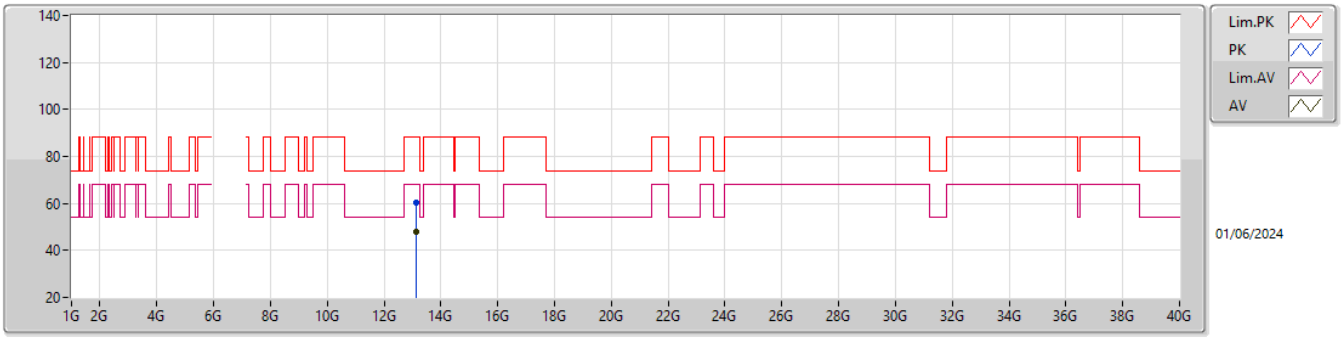

EUT X_4TX
Setting 15
03-H-G-4

Type	Freq	Level	Limit	Margin	Raw	Dist	Condition	Azimuth	Height	Comment	AF	CL	PA
	(Hz)	(dBuV/m)	(dBuV/m)	(dB)	(dBuV)	(m)		(°)	(m)		(dB)	(dB)	(dB)
PK	13.12771G	60.16	88.20	-28.04	41.81	3	Horizontal	352	2.51	-	39.60	11.90	33.15
RMS	13.1297G	47.74	68.20	-20.46	29.38	3	Horizontal	352	2.51	-	39.60	11.90	33.14

6.525-6.875GHz_802.11be EHT40-BF_Nss1,(MCS0)_4TX

6565MHz_TX

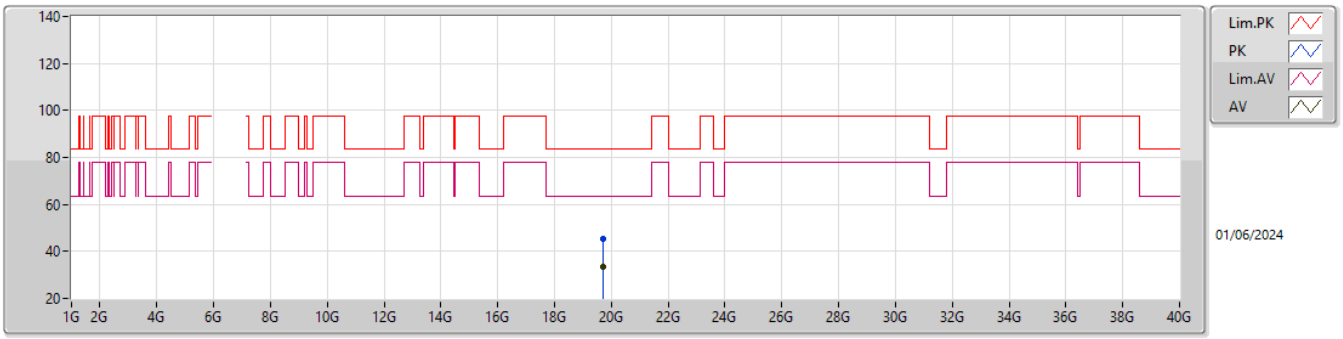

EUT X_4TX
Setting 15
03-H-G-4

Type	Freq	Level	Limit	Margin	Raw	Dist	Condition	Azimuth	Height	Comment	AF	CL	PA
	(Hz)	(dBuV/m)	(dBuV/m)	(dB)	(dBuV)	(m)		(°)	(m)		(dB)	(dB)	(dB)
PK	19.69948G	45.58	83.54	-37.96	42.08	1	Vertical	278	1.51	-	37.80	15.22	49.52
AV	19.69315G	33.23	63.54	-30.31	29.69	1	Vertical	278	1.51	-	37.84	15.22	49.52

6.525-6.875GHz_802.11be EHT40-BF_Nss1,(MCS0)_4TX

6565MHz_TX

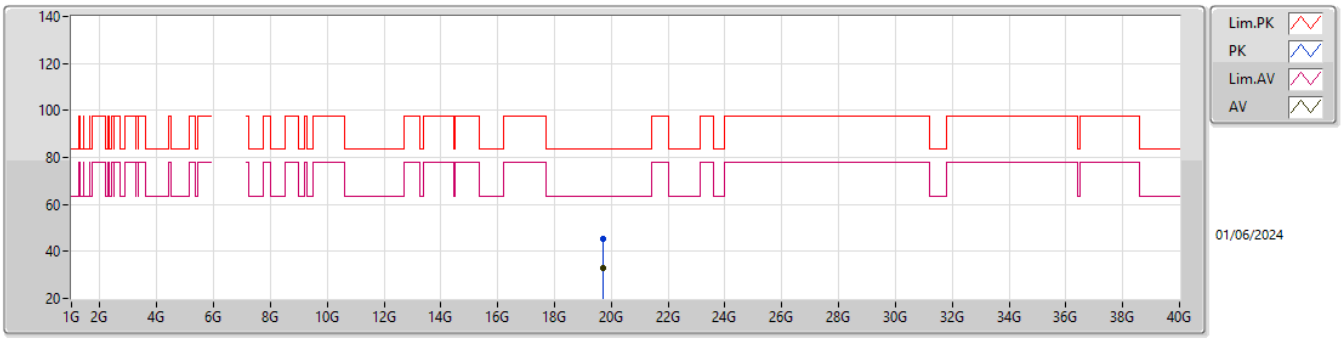

EUT X_4TX
Setting 15
03-H-G-4

Type	Freq	Level	Limit	Margin	Raw	Dist	Condition	Azimuth	Height	Comment	AF	CL	PA
	(Hz)	(dBuV/m)	(dBuV/m)	(dB)	(dBuV)	(m)		(°)	(m)		(dB)	(dB)	(dB)
PK	19.69008G	45.29	83.54	-38.25	41.73	1	Horizontal	274	1.77	-	37.86	15.22	49.52
AV	19.69438G	33.13	63.54	-30.41	29.60	1	Horizontal	274	1.77	-	37.83	15.22	49.52

6.525-6.875GHz_802.11be EHT40-BF_Nss1,(MCS0)_4TX

6685MHz_TX

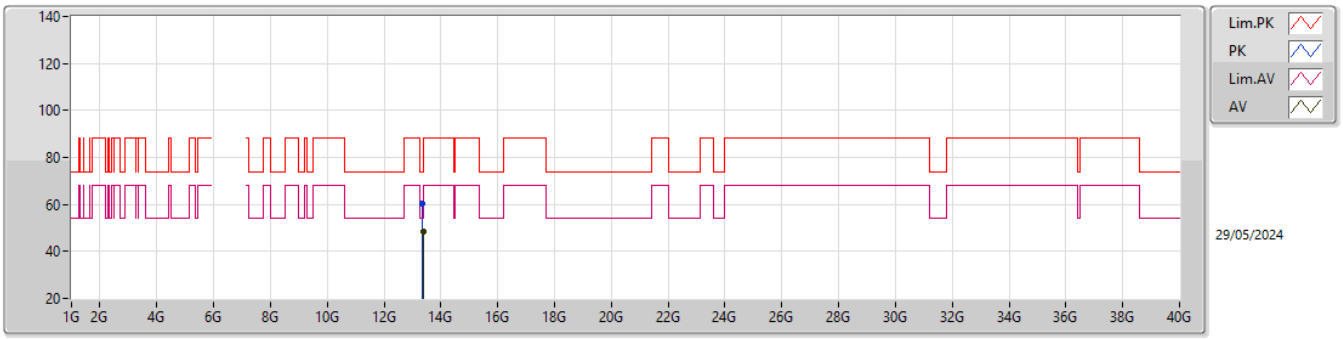

EUT X_4TX
Setting 16
03-H-G-4

Type	Freq	Level	Limit	Margin	Raw	Dist	Condition	Azimuth	Height	Comment	AF	CL	PA
	(Hz)	(dBuV/m)	(dBuV/m)	(dB)	(dBuV)	(m)		(°)	(m)		(dB)	(dB)	(dB)
PK	13.36631G	60.42	74.00	-13.58	41.27	3	Vertical	208	2.87	-	40.03	11.98	32.86
AV	13.3664G	48.39	54.00	-5.61	29.24	3	Vertical	208	2.87	-	40.03	11.98	32.86

6.525-6.875GHz_802.11be EHT40-BF_Nss1,(MCS0)_4TX

6685MHz_TX

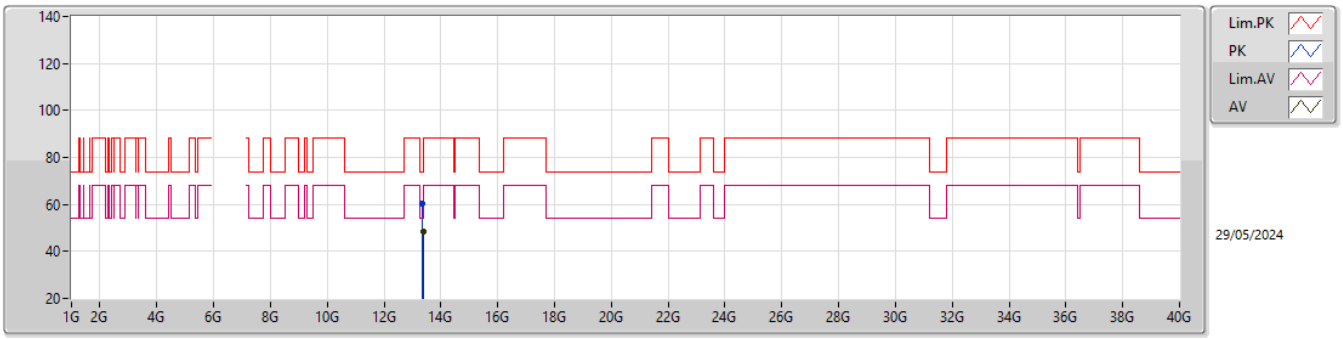

EUT X_4TX
Setting 16
03-H-G-4

Type	Freq	Level	Limit	Margin	Raw	Dist	Condition	Azimuth	Height	Comment	AF	CL	PA
	(Hz)	(dBuV/m)	(dBuV/m)	(dB)	(dBuV)	(m)		(°)	(m)		(dB)	(dB)	(dB)
PK	13.36549G	60.14	74.00	-13.86	40.99	3	Horizontal	298	1.57	-	40.03	11.98	32.86
AV	13.37295G	48.43	54.00	-5.57	29.24	3	Horizontal	298	1.57	-	40.05	11.99	32.85

6.525-6.875GHz_802.11be EHT40-BF_Nss1,(MCS0)_4TX

6685MHz_TX

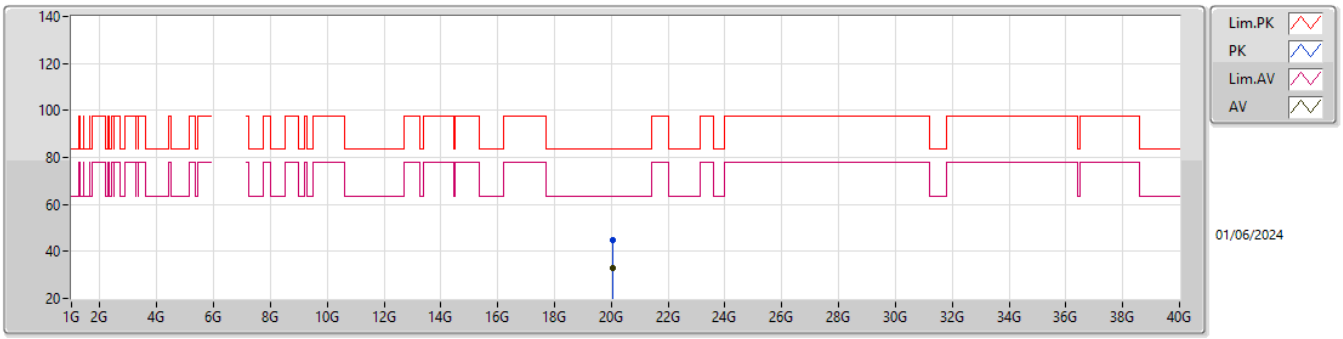

EUT X_4TX
Setting 16
03-H-G-4

Type	Freq	Level	Limit	Margin	Raw	Dist	Condition	Azimuth	Height	Comment	AF	CL	PA
	(Hz)	(dBuV/m)	(dBuV/m)	(dB)	(dBuV)	(m)		(°)	(m)		(dB)	(dB)	(dB)
PK	20.05363G	44.67	83.54	-38.87	40.98	1	Vertical	51	1.55	-	37.71	15.24	49.26
AV	20.05688G	32.79	63.54	-30.75	29.07	1	Vertical	51	1.55	-	37.73	15.25	49.26

6.525-6.875GHz_802.11be EHT40-BF_Nss1,(MCS0)_4TX

6685MHz_TX

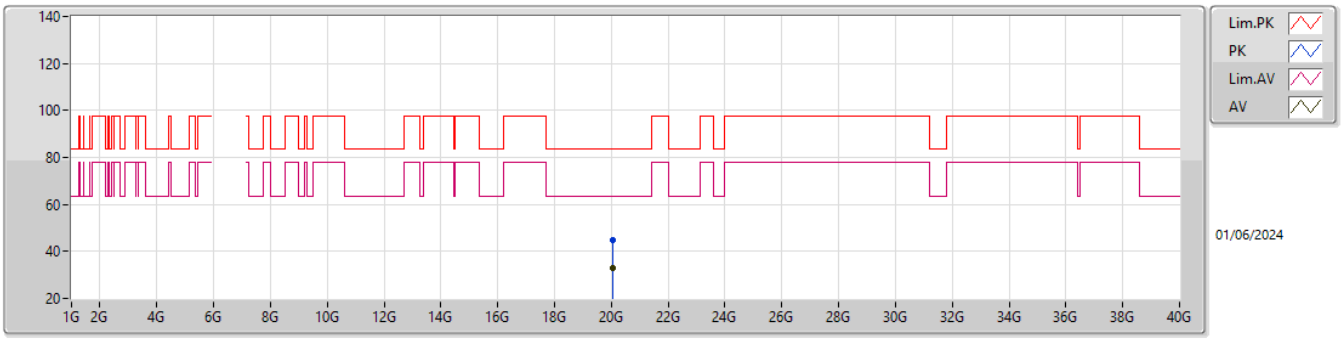

EUT X_4TX
Setting 16
03-H-G-4

Type	Freq	Level	Limit	Margin	Raw	Dist	Condition	Azimuth	Height	Comment	AF	CL	PA
	(Hz)	(dBuV/m)	(dBuV/m)	(dB)	(dBuV)	(m)		(°)	(m)		(dB)	(dB)	(dB)
PK	20.0525G	44.82	83.54	-38.72	41.13	1	Horizontal	130	1.66	-	37.71	15.24	49.26
AV	20.0564G	32.87	63.54	-30.67	29.15	1	Horizontal	130	1.66	-	37.73	15.25	49.26

6.525-6.875GHz_802.11be EHT40-BF_Nss1,(MCS0)_4TX

6885MHz_TX

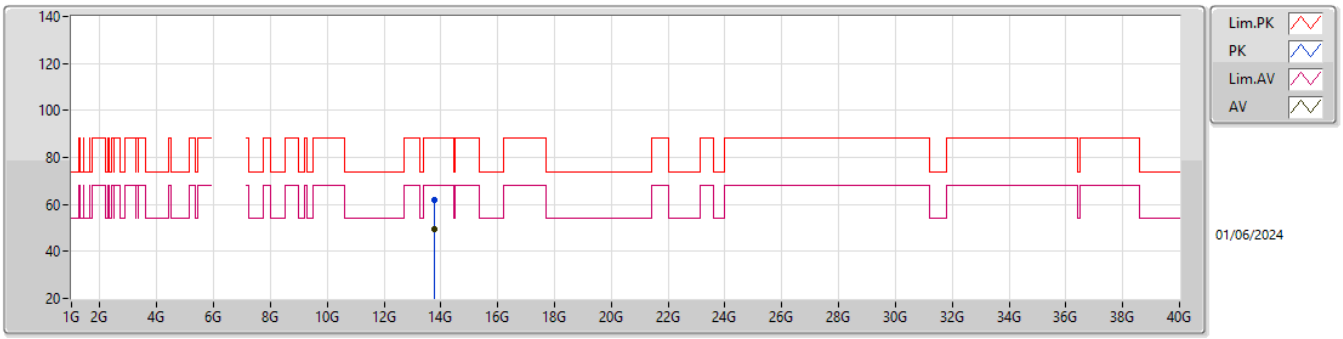

EUT X_4TX
Setting 15
03-H-G-4

Type	Freq	Level	Limit	Margin	Raw	Dist	Condition	Azimuth	Height	Comment	AF	CL	PA
	(Hz)	(dBuV/m)	(dBuV/m)	(dB)	(dBuV)	(m)		(°)	(m)		(dB)	(dB)	(dB)
PK	13.76915G	61.83	88.20	-26.37	41.72	3	Vertical	311	2.35	-	40.64	12.12	32.65
RMS	13.77285G	49.38	68.20	-18.82	29.26	3	Vertical	311	2.35	-	40.65	12.12	32.65

6.525-6.875GHz_802.11be EHT40-BF_Nss1,(MCS0)_4TX

6885MHz_TX

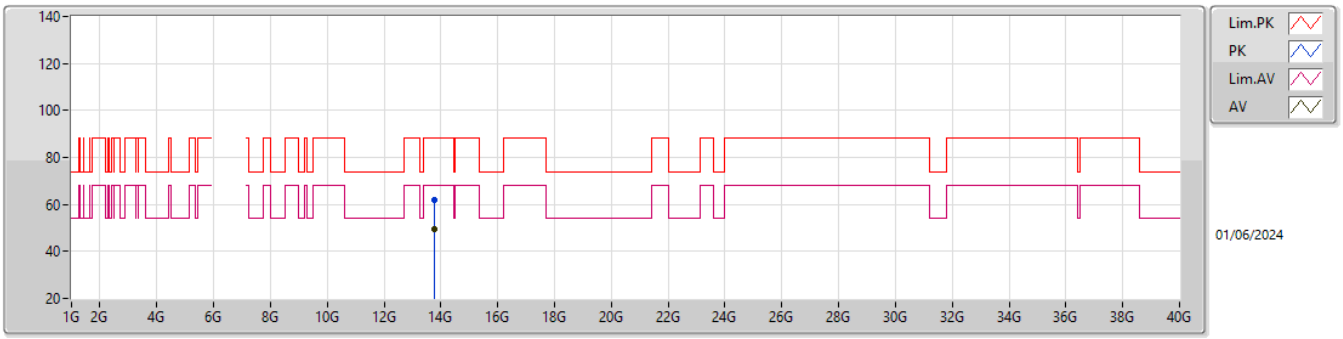

EUT X_4TX
Setting 15
03-H-G-4

Type	Freq	Level	Limit	Margin	Raw	Dist	Condition	Azimuth	Height	Comment	AF	CL	PA
	(Hz)	(dBuV/m)	(dBuV/m)	(dB)	(dBuV)	(m)		(°)	(m)		(dB)	(dB)	(dB)
PK	13.76947G	62.09	88.20	-26.11	41.98	3	Horizontal	64	2.06	-	40.64	12.12	32.65
RMS	13.77407G	49.38	68.20	-18.82	29.26	3	Horizontal	64	2.06	-	40.65	12.12	32.65

6.525-6.875GHz_802.11be EHT40-BF_Nss1,(MCS0)_4TX

6885MHz_TX

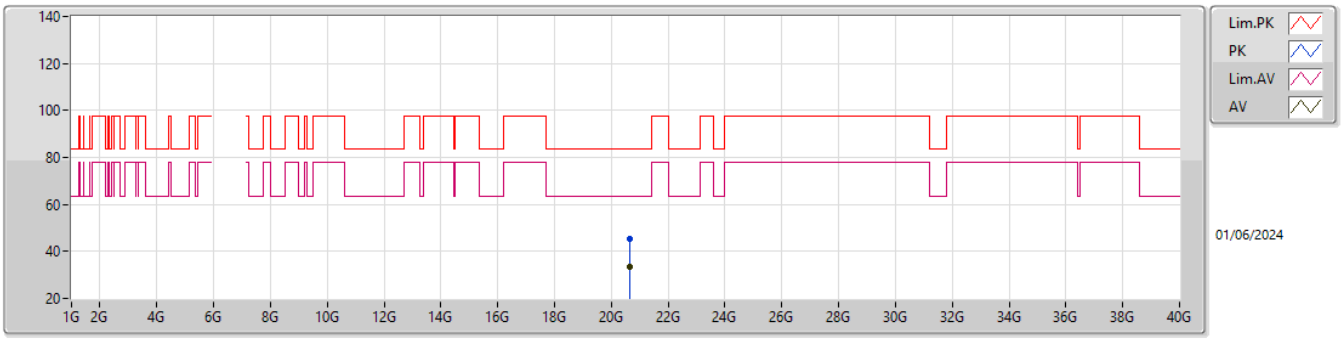

EUT X_4TX
Setting 15
03-H-G-4

Type	Freq	Level	Limit	Margin	Raw	Dist	Condition	Azimuth	Height	Comment	AF	CL	PA
	(Hz)	(dBuV/m)	(dBuV/m)	(dB)	(dBuV)	(m)		(°)	(m)		(dB)	(dB)	(dB)
PK	20.65301G	45.32	83.54	-38.22	40.76	1	Vertical	339	1.38	-	37.90	15.72	49.06
AV	20.65001G	33.26	63.54	-30.28	28.70	1	Vertical	339	1.38	-	37.90	15.72	49.06

6.525-6.875GHz_802.11be EHT40-BF_Nss1,(MCS0)_4TX

6885MHz_TX

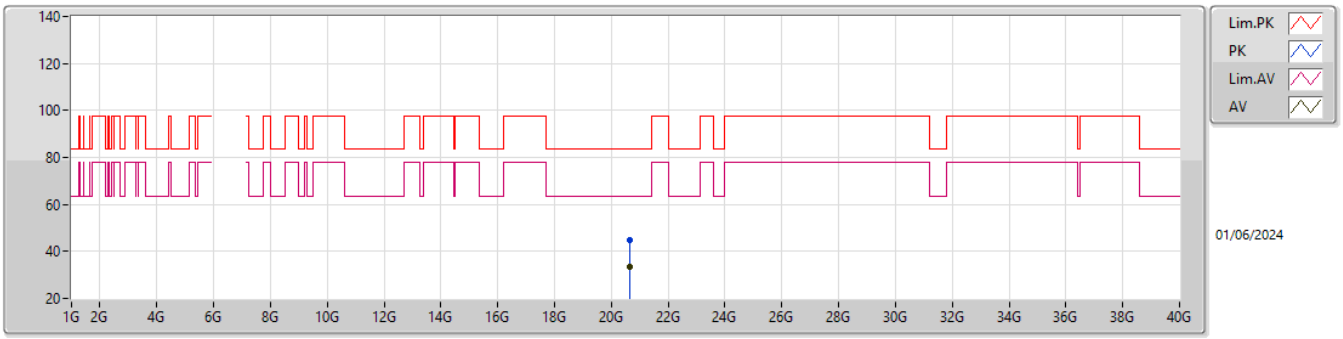

EUT X_4TX
Setting 15
03-H-G-4

Type	Freq	Level	Limit	Margin	Raw	Dist	Condition	Azimuth	Height	Comment	AF	CL	PA
	(Hz)	(dBuV/m)	(dBuV/m)	(dB)	(dBuV)	(m)		(°)	(m)		(dB)	(dB)	(dB)
PK	20.65906G	44.99	83.54	-38.55	40.42	1	Horizontal	269	1.92	-	37.90	15.73	49.06
AV	20.65334G	33.26	63.54	-30.28	28.70	1	Horizontal	269	1.92	-	37.90	15.72	49.06

6.875-7.125GHz_802.11be EHT40-BF_Nss1,(MCS0)_4TX

6925MHz_TX

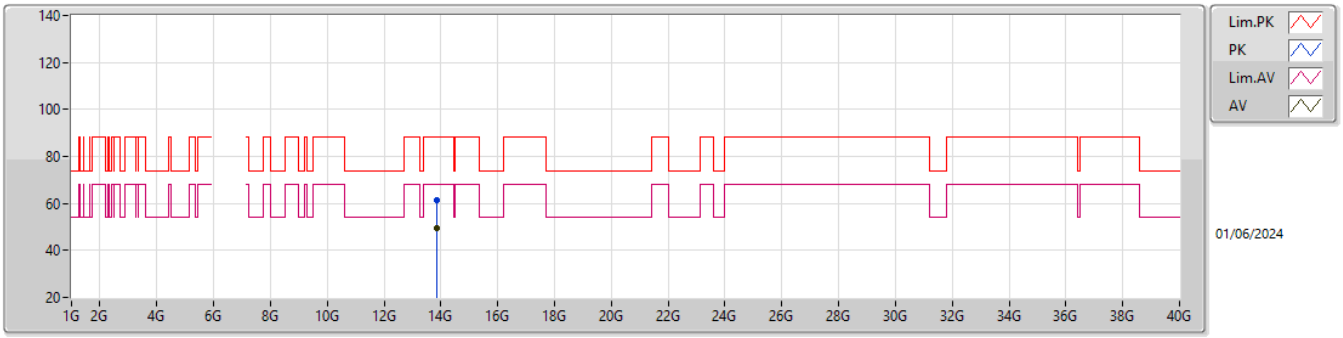

EUT X_4TX
Setting 15
03-H-G-4

Type	Freq	Level	Limit	Margin	Raw	Dist	Condition	Azimuth	Height	Comment	AF	CL	PA
	(Hz)	(dBuV/m)	(dBuV/m)	(dB)	(dBuV)	(m)		(°)	(m)		(dB)	(dB)	(dB)
PK	13.84913G	61.51	88.20	-26.69	41.19	3	Vertical	223	2.22	-	40.80	12.15	32.63
RMS	13.84529G	49.43	68.20	-18.77	29.12	3	Vertical	223	2.22	-	40.79	12.15	32.63

6.875-7.125GHz_802.11be EHT40-BF_Nss1,(MCS0)_4TX

6925MHz_TX

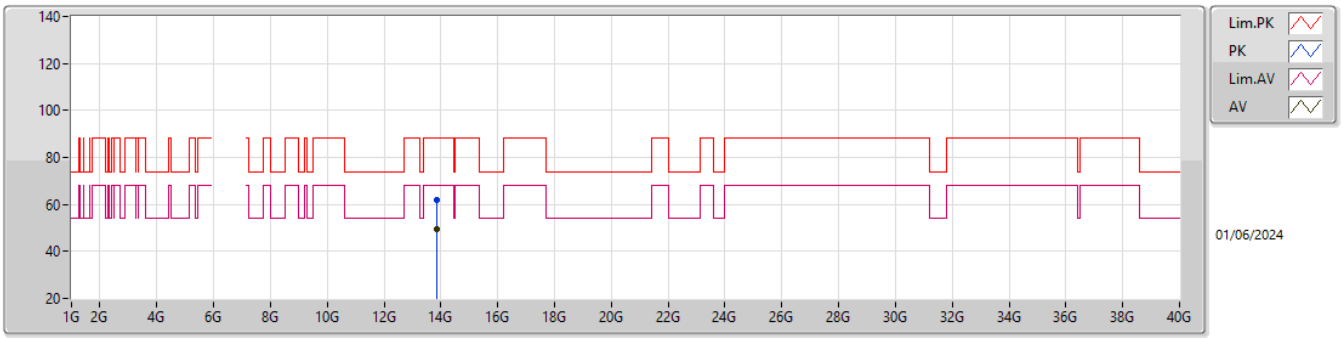

EUT X_4TX
Setting 15
03-H-G-4

Type	Freq	Level	Limit	Margin	Raw	Dist	Condition	Azimuth	Height	Comment	AF	CL	PA
	(Hz)	(dBuV/m)	(dBuV/m)	(dB)	(dBuV)	(m)		(°)	(m)		(dB)	(dB)	(dB)
PK	13.85406G	61.65	88.20	-26.55	41.32	3	Horizontal	188	1.54	-	40.81	12.15	32.63
RMS	13.84537G	49.43	68.20	-18.77	29.12	3	Horizontal	188	1.54	-	40.79	12.15	32.63

6.875-7.125GHz_802.11be EHT40-BF_Nss1,(MCS0)_4TX

6925MHz_TX

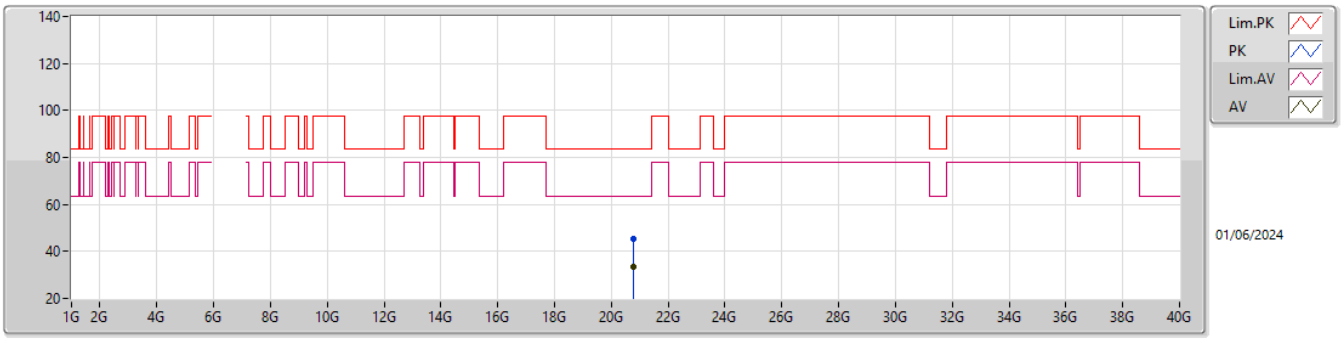

EUT X_4TX
Setting 15
03-H-G-4

Type	Freq	Level	Limit	Margin	Raw	Dist	Condition	Azimuth	Height	Comment	AF	CL	PA
	(Hz)	(dBuV/m)	(dBuV/m)	(dB)	(dBuV)	(m)		(°)	(m)		(dB)	(dB)	(dB)
PK	20.77494G	45.41	83.54	-38.13	40.59	1	Vertical	295	1.72	-	38.00	15.82	49.00
AV	20.7769G	33.23	63.54	-30.31	28.39	1	Vertical	295	1.72	-	38.02	15.82	49.00

6.875-7.125GHz_802.11be EHT40-BF_Nss1,(MCS0)_4TX

6925MHz_TX

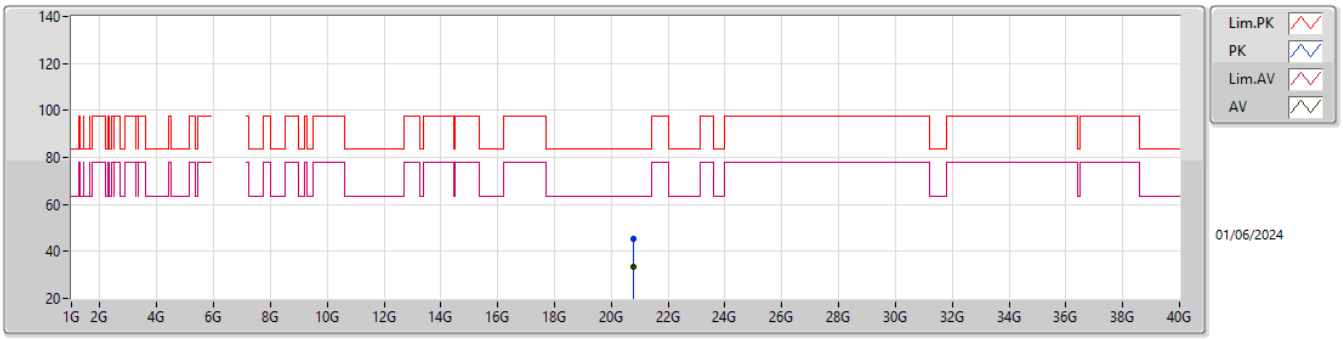

EUT X_4TX
Setting 15
03-H-G-4

Type	Freq	Level	Limit	Margin	Raw	Dist	Condition	Azimuth	Height	Comment	AF	CL	PA
	(Hz)	(dBuV/m)	(dBuV/m)	(dB)	(dBuV)	(m)		(°)	(m)		(dB)	(dB)	(dB)
PK	20.77134G	45.11	83.54	-38.43	40.32	1	Horizontal	144	1.74	-	37.97	15.82	49.00
AV	20.77085G	33.30	63.54	-30.24	28.51	1	Horizontal	144	1.74	-	37.97	15.82	49.00

6.875-7.125GHz_802.11be EHT40-BF_Nss1,(MCS0)_4TX

7005MHz_TX

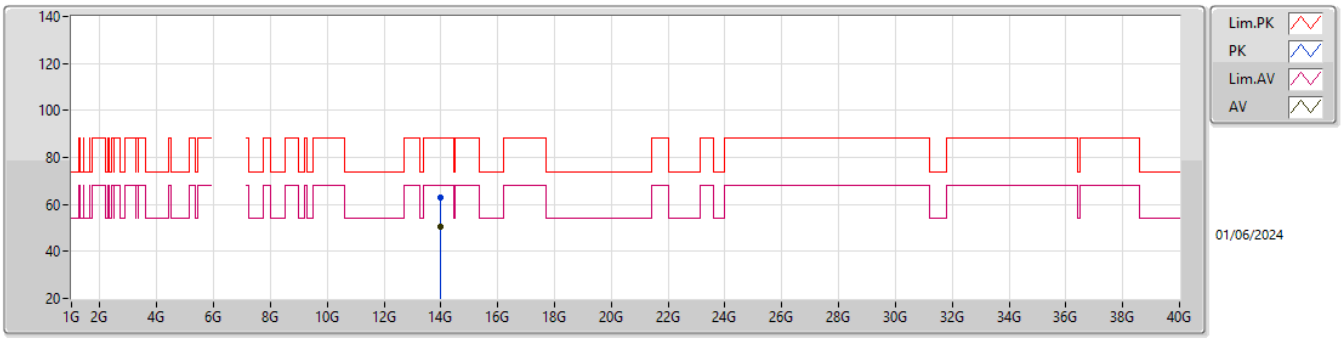

EUT X_4TX
Setting 14
03-H-G-4

Type	Freq	Level	Limit	Margin	Raw	Dist	Condition	Azimuth	Height	Comment	AF	CL	PA
	(Hz)	(dBuV/m)	(dBuV/m)	(dB)	(dBuV)	(m)		(°)	(m)		(dB)	(dB)	(dB)
PK	14.00505G	63.03	88.20	-25.17	42.23	3	Vertical	179	2.74	-	41.20	12.20	32.60
RMS	14.0053G	50.42	68.20	-17.78	29.62	3	Vertical	179	2.74	-	41.20	12.20	32.60

6.875-7.125GHz_802.11be EHT40-BF_Nss1,(MCS0)_4TX

7005MHz_TX

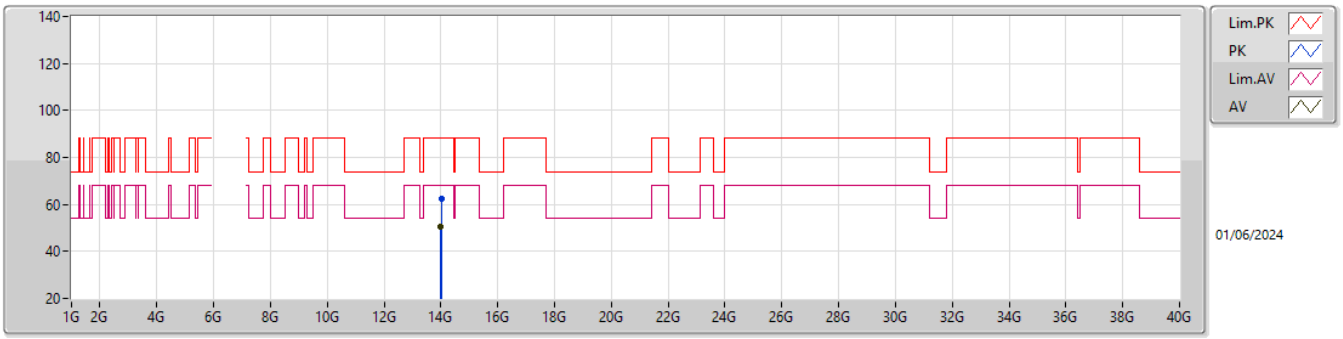

EUT X_4TX
Setting 14
03-H-G-4

Type	Freq	Level	Limit	Margin	Raw	Dist	Condition	Azimuth	Height	Comment	AF	CL	PA
	(Hz)	(dBuV/m)	(dBuV/m)	(dB)	(dBuV)	(m)		(°)	(m)		(dB)	(dB)	(dB)
PK	14.01342G	62.54	88.20	-25.66	41.75	3	Horizontal	174	1.10	-	41.20	12.20	32.61
RMS	14.00697G	50.36	68.20	-17.84	29.56	3	Horizontal	174	1.10	-	41.20	12.20	32.60

6.875-7.125GHz_802.11be EHT40-BF_Nss1,(MCS0)_4TX

7005MHz_TX

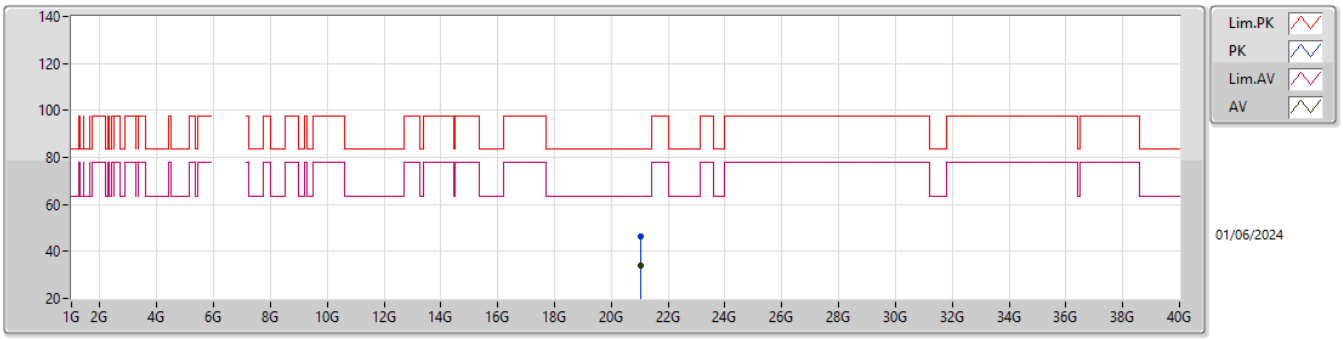

EUT X_4TX
Setting 14
03-H-G-4

Type	Freq	Level	Limit	Margin	Raw	Dist	Condition	Azimuth	Height	Comment	AF	CL	PA
	(Hz)	(dBuV/m)	(dBuV/m)	(dB)	(dBuV)	(m)		(°)	(m)		(dB)	(dB)	(dB)
PK	21.01712G	46.34	83.54	-37.20	41.14	1	Vertical	115	1.53	-	38.07	16.01	48.88
AV	21.01857G	34.02	63.54	-29.52	28.80	1	Vertical	115	1.53	-	38.09	16.01	48.88

6.875-7.125GHz_802.11be EHT40-BF_Nss1,(MCS0)_4TX

7005MHz_TX

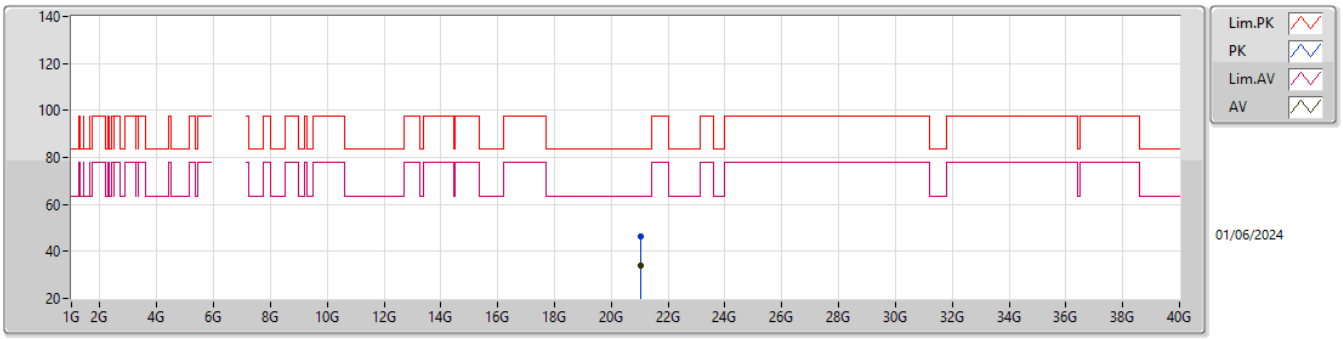

EUT X_4TX
Setting 14
03-H-G-4

Type	Freq	Level	Limit	Margin	Raw	Dist	Condition	Azimuth	Height	Comment	AF	CL	PA
	(Hz)	(dBuV/m)	(dBuV/m)	(dB)	(dBuV)	(m)		(°)	(m)		(dB)	(dB)	(dB)
PK	21.01479G	46.35	83.54	-37.19	41.17	1	Horizontal	258	1.42	-	38.05	16.01	48.88
AV	21.0181G	34.01	63.54	-29.53	28.80	1	Horizontal	258	1.42	-	38.08	16.01	48.88

6.875-7.125GHz_802.11be EHT40-BF_Nss1,(MCS0)_4TX

7085MHz_TX

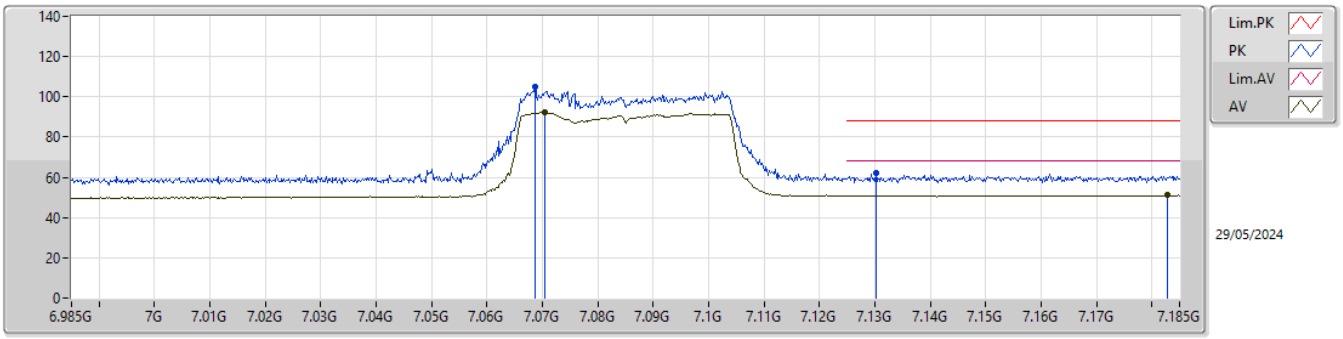

EUT X_4TX
Setting 15
02-C-V-1-10

Type	Freq	Level	Limit	Margin	Raw	Dist	Condition	Azimuth	Height	Comment	AF	CL	PA
	(Hz)	(dBuV/m)	(dBuV/m)	(dB)	(dBuV)	(m)		(°)	(m)		(dB)	(dB)	(dB)
PK	7.0686G	105.29	Inf	-Inf	95.55	3	Vertical	360	1.49	-	35.34	6.38	31.98
RMS	7.0704G	92.20	Inf	-Inf	82.45	3	Vertical	360	1.49	-	35.34	6.39	31.98
PK	7.1302G	61.97	88.20	-26.23	51.98	3	Vertical	360	1.49	-	35.58	6.42	32.01
RMS	7.1828G	51.01	68.20	-17.19	40.71	3	Vertical	360	1.49	-	35.90	6.44	32.04

6.875-7.125GHz_802.11be EHT40-BF_Nss1,(MCS0)_4TX

7085MHz_TX

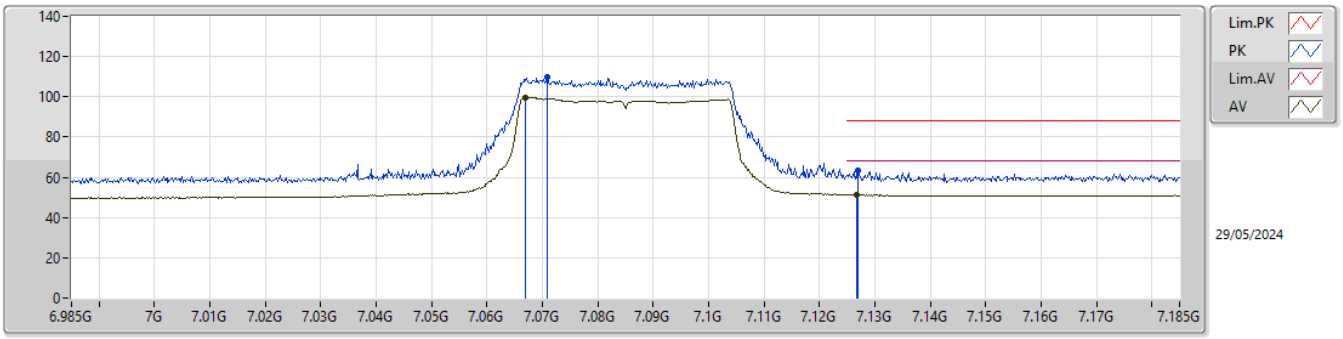

EUT X_4TX
Setting 15
02-C-V-1-10

Type	Freq	Level	Limit	Margin	Raw	Dist	Condition	Azimuth	Height	Comment	AF	CL	PA
	(Hz)	(dBuV/m)	(dBuV/m)	(dB)	(dBuV)	(m)		(°)	(m)		(dB)	(dB)	(dB)
PK	7.0708G	109.59	Inf	-Inf	99.84	3	Horizontal	341	1.74	-	35.34	6.39	31.98
RMS	7.067G	99.72	Inf	-Inf	89.99	3	Horizontal	341	1.74	-	35.33	6.38	31.98
PK	7.127G	63.30	88.20	-24.90	53.34	3	Horizontal	341	1.74	-	35.56	6.41	32.01
RMS	7.1268G	51.35	68.20	-16.85	41.39	3	Horizontal	341	1.74	-	35.56	6.41	32.01

6.875-7.125GHz_802.11be EHT40-BF_Nss1,(MCS0)_4TX

7085MHz_TX

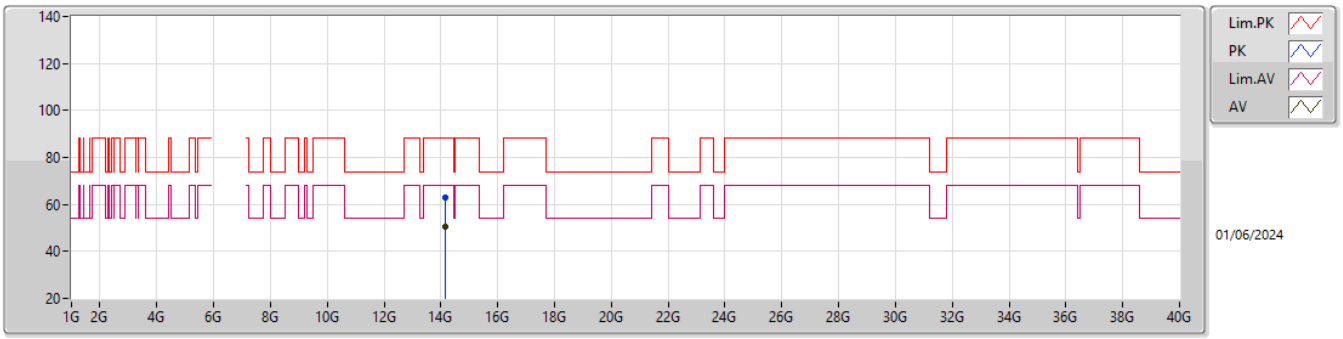

EUT X_4TX
Setting 15
03-H-G-4

Type	Freq	Level	Limit	Margin	Raw	Dist	Condition	Azimuth	Height	Comment	AF	CL	PA
	(Hz)	(dBuV/m)	(dBuV/m)	(dB)	(dBuV)	(m)		(°)	(m)		(dB)	(dB)	(dB)
PK	14.16829G	62.80	88.20	-25.40	41.65	3	Vertical	273	1.52	-	41.57	12.25	32.67
RMS	14.16554G	50.75	68.20	-17.45	29.61	3	Vertical	273	1.52	-	41.56	12.25	32.67

6.875-7.125GHz_802.11be EHT40-BF_Nss1,(MCS0)_4TX

7085MHz_TX

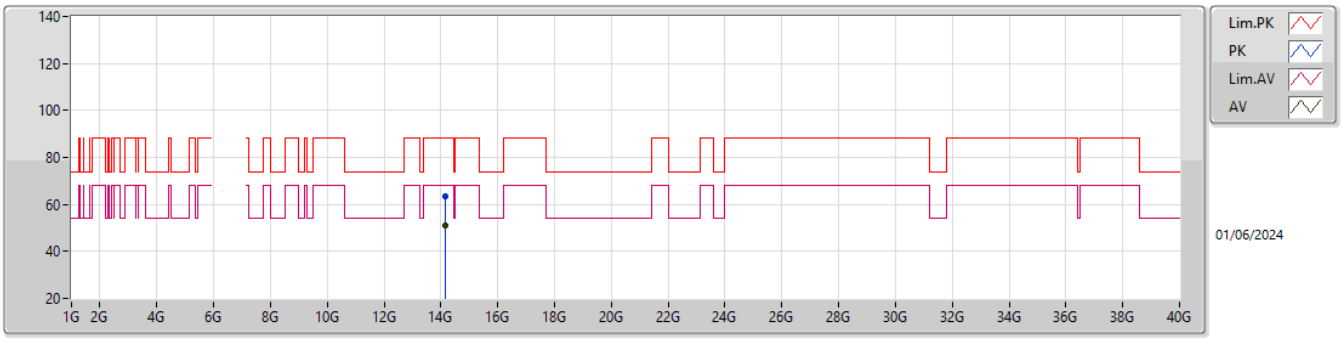

EUT X_4TX
Setting 15
03-H-G-4

Type	Freq	Level	Limit	Margin	Raw	Dist	Condition	Azimuth	Height	Comment	AF	CL	PA
	(Hz)	(dBuV/m)	(dBuV/m)	(dB)	(dBuV)	(m)		(°)	(m)		(dB)	(dB)	(dB)
PK	14.16563G	63.20	88.20	-25.00	42.06	3	Horizontal	237	2.86	-	41.56	12.25	32.67
RMS	14.16701G	50.82	68.20	-17.38	29.67	3	Horizontal	237	2.86	-	41.57	12.25	32.67

6.875-7.125GHz_802.11be EHT40-BF_Nss1,(MCS0)_4TX

7085MHz_TX

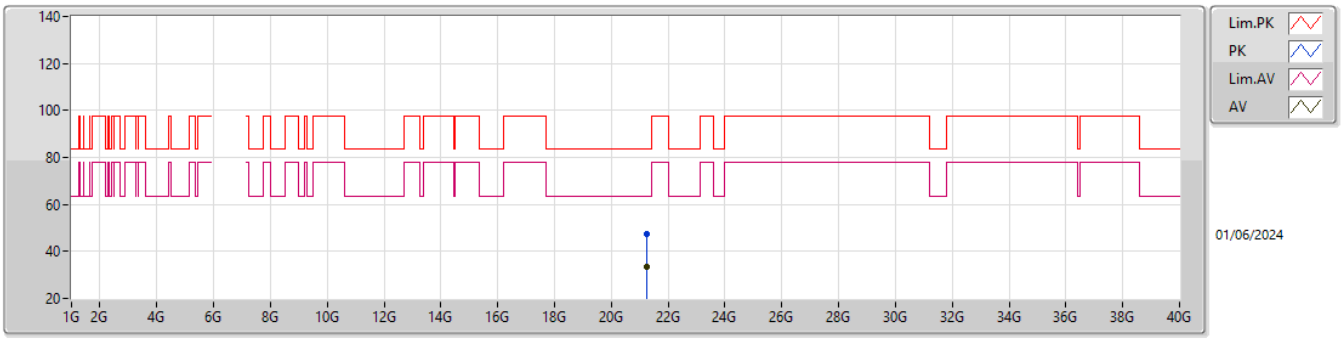

EUT X_4TX
Setting 15
03-H-G-4

Type	Freq	Level	Limit	Margin	Raw	Dist	Condition	Azimuth	Height	Comment	AF	CL	PA
	(Hz)	(dBuV/m)	(dBuV/m)	(dB)	(dBuV)	(m)		(°)	(m)		(dB)	(dB)	(dB)
PK	21.25677G	47.20	83.54	-36.34	41.79	1	Vertical	336	1.65	-	38.05	16.21	48.85
AV	21.25993G	33.56	63.54	-29.98	28.12	1	Vertical	336	1.65	-	38.08	16.21	48.85

6.875-7.125GHz_802.11be EHT40-BF_Nss1,(MCS0)_4TX

7085MHz_TX

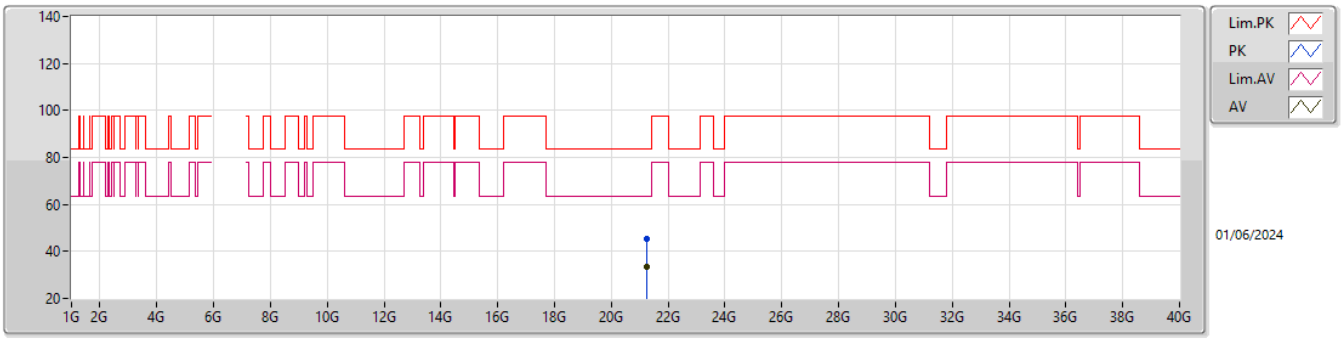

EUT X_4TX
Setting 15
03-H-G-4

Type	Freq	Level	Limit	Margin	Raw	Dist	Condition	Azimuth	Height	Comment	AF	CL	PA
	(Hz)	(dBuV/m)	(dBuV/m)	(dB)	(dBuV)	(m)		(°)	(m)		(dB)	(dB)	(dB)
PK	21.25425G	45.35	83.54	-38.19	39.97	1	Horizontal	283	1.87	-	38.03	16.20	48.85
AV	21.25972G	33.56	63.54	-29.98	28.12	1	Horizontal	283	1.87	-	38.08	16.21	48.85

5.925-6.425GHz_802.11be EHT80-BF_Nss1,(MCS0)_4TX

5985MHz_TX

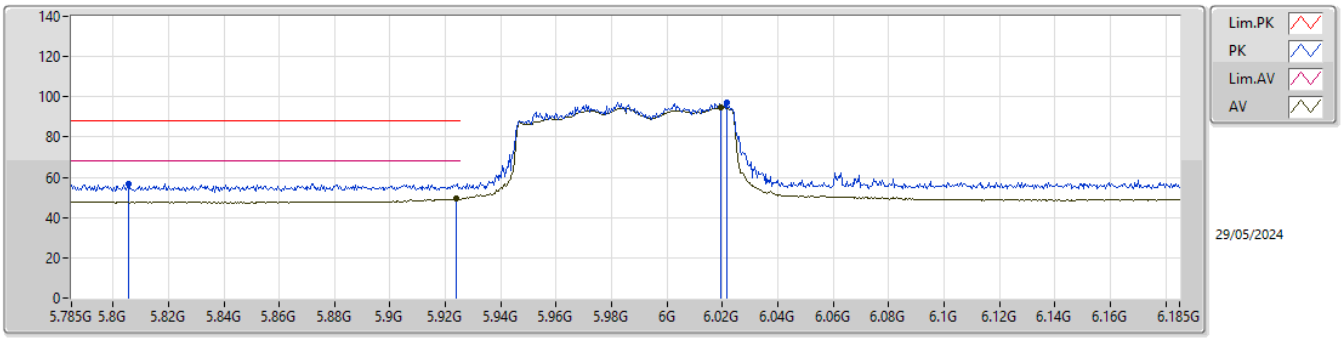

EUT X_4TX
Setting 19
02-C-V-1-10

Type	Freq	Level	Limit	Margin	Raw	Dist	Condition	Azimuth	Height	Comment	AF	CL	PA
	(Hz)	(dBuV/m)	(dBuV/m)	(dB)	(dBuV)	(m)		(°)	(m)		(dB)	(dB)	(dB)
PK	5.8058G	56.99	88.20	-31.21	48.36	3	Vertical	360	1.74	-	34.09	5.64	31.10
RMS	5.9238G	49.20	68.20	-19.00	40.38	3	Vertical	360	1.74	-	34.20	5.77	31.15
PK	6.0214G	97.13	Inf	-Inf	88.17	3	Vertical	360	1.74	-	34.30	5.86	31.20
RMS	6.0194G	94.70	Inf	-Inf	85.75	3	Vertical	360	1.74	-	34.30	5.85	31.20

5.925-6.425GHz_802.11be EHT80-BF_Nss1,(MCS0)_4TX

5985MHz_TX

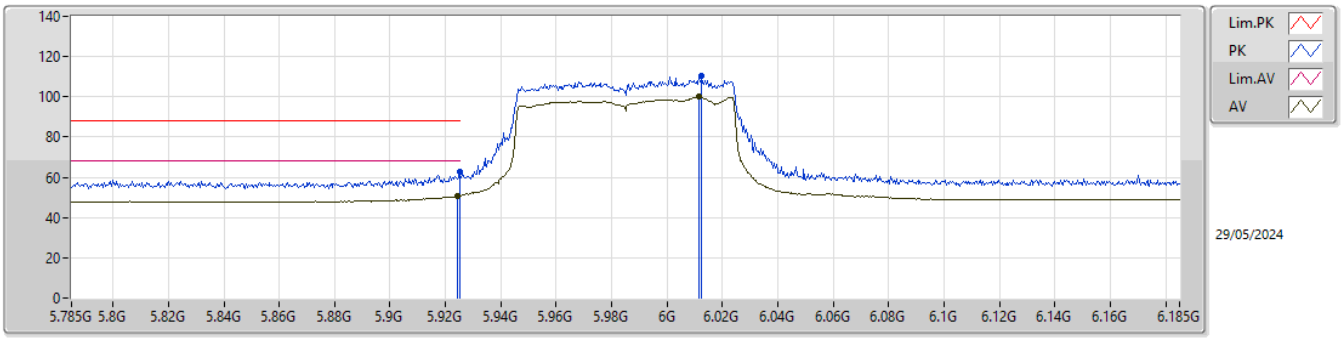

EUT X_4TX
Setting 19
02-C-V-1-10

Type	Freq	Level	Limit	Margin	Raw	Dist	Condition	Azimuth	Height	Comment	AF	CL	PA
	(Hz)	(dBuV/m)	(dBuV/m)	(dB)	(dBuV)	(m)		(°)	(m)		(dB)	(dB)	(dB)
PK	5.925G	62.93	88.20	-25.27	54.12	3	Horizontal	17	1.96	-	34.20	5.77	31.16
RMS	5.9242G	50.65	68.20	-17.55	41.84	3	Horizontal	17	1.96	-	34.20	5.77	31.16
PK	6.0126G	110.24	Inf	-Inf	101.28	3	Horizontal	17	1.96	-	34.30	5.85	31.19
RMS	6.0114G	99.89	Inf	-Inf	90.93	3	Horizontal	17	1.96	-	34.30	5.85	31.19

5.925-6.425GHz_802.11be EHT80-BF_Nss1,(MCS0)_4TX

5985MHz_TX

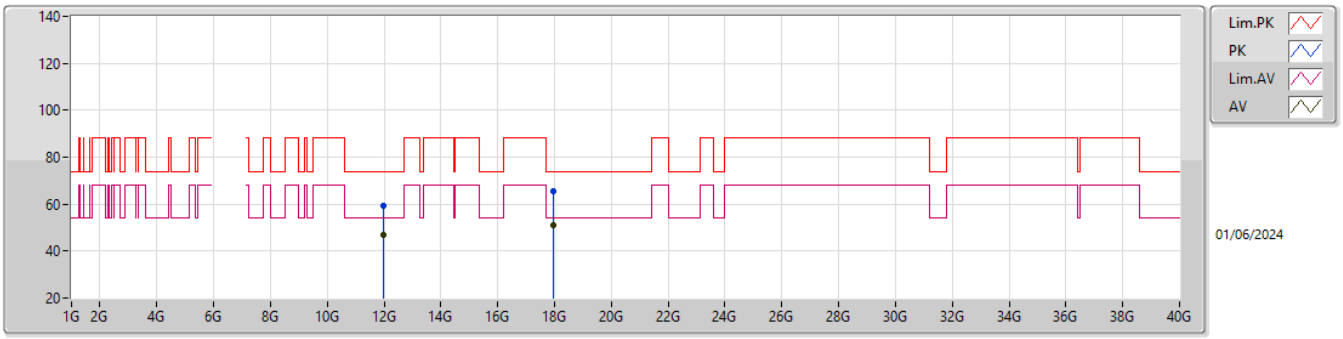

EUT X_4TX
Setting 19
03-H-G-4

Type	Freq	Level	Limit	Margin	Raw	Dist	Condition	Azimuth	Height	Comment	AF	CL	PA
	(Hz)	(dBuV/m)	(dBuV/m)	(dB)	(dBuV)	(m)		(°)	(m)		(dB)	(dB)	(dB)
PK	11.9705G	59.07	74.00	-14.93	42.78	3	Vertical	79	2.62	-	39.16	11.50	34.37
AV	11.96663G	46.75	54.00	-7.25	30.45	3	Vertical	79	2.62	-	39.17	11.50	34.37
PK	17.95293G	65.40	74.00	-8.60	39.05	3	Vertical	124	2.35	-	44.72	13.88	32.25
AV	17.95757G	51.21	54.00	-2.79	24.82	3	Vertical	124	2.35	-	44.75	13.88	32.24

5.925-6.425GHz_802.11be EHT80-BF_Nss1,(MCS0)_4TX

5985MHz_TX

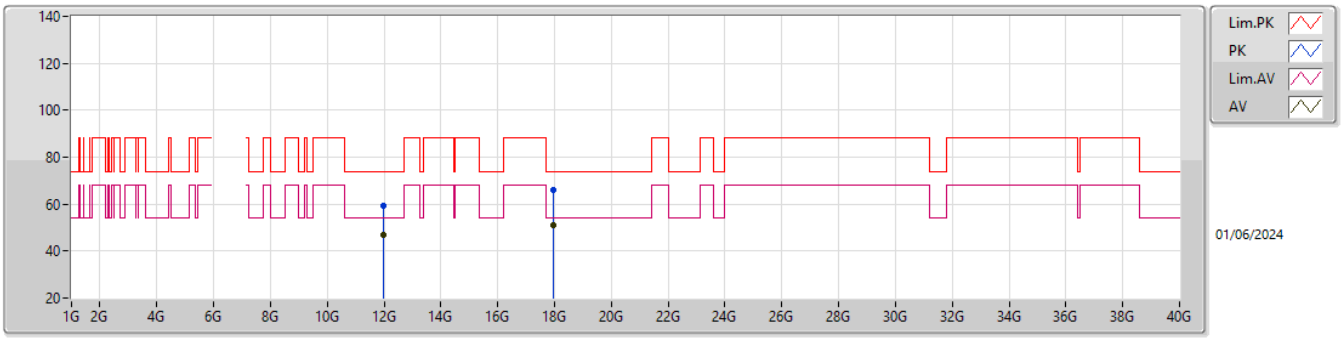

EUT X_4TX
Setting 19
03-H-G-4

Type	Freq	Level	Limit	Margin	Raw	Dist	Condition	Azimuth	Height	Comment	AF	CL	PA
	(Hz)	(dBuV/m)	(dBuV/m)	(dB)	(dBuV)	(m)		(°)	(m)		(dB)	(dB)	(dB)
PK	11.97167G	59.45	74.00	-14.55	43.16	3	Horizontal	97	2.71	-	39.16	11.50	34.37
AV	11.96789G	46.81	54.00	-7.19	30.52	3	Horizontal	97	2.71	-	39.16	11.50	34.37
PK	17.95523G	65.90	74.00	-8.10	39.54	3	Horizontal	48	1.36	-	44.73	13.88	32.25
AV	17.95434G	51.23	54.00	-2.77	24.87	3	Horizontal	48	1.36	-	44.73	13.88	32.25

5.925-6.425GHz_802.11be EHT80-BF_Nss1,(MCS0)_4TX

5985MHz_TX

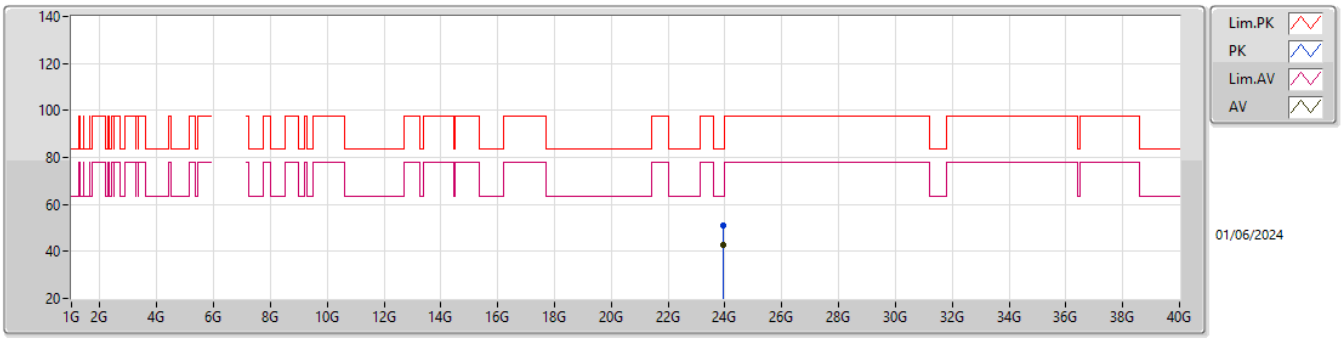

EUT X_4TX
Setting 19
03-H-G-4

Type	Freq	Level	Limit	Margin	Raw	Dist	Condition	Azimuth	Height	Comment	AF	CL	PA
	(Hz)	(dBuV/m)	(dBuV/m)	(dB)	(dBuV)	(m)		(°)	(m)		(dB)	(dB)	(dB)
PK	23.9399G	50.91	83.54	-32.63	41.77	1	Vertical	328	1.64	-	38.88	17.38	47.12
AV	23.93994G	43.01	63.54	-20.53	33.87	1	Vertical	328	1.64	-	38.88	17.38	47.12

5.925-6.425GHz_802.11be EHT80-BF_Nss1,(MCS0)_4TX

5985MHz_TX

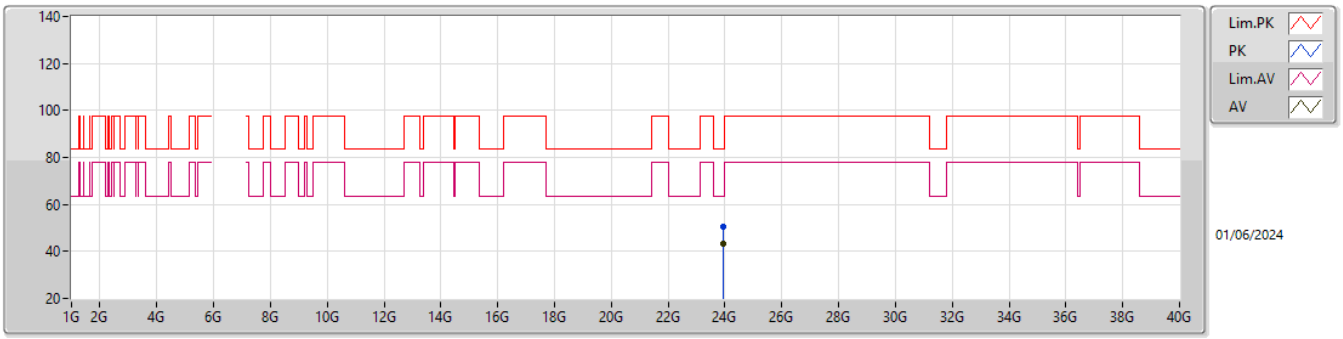

EUT X_4TX
Setting 19
03-H-G-4

Type	Freq	Level	Limit	Margin	Raw	Dist	Condition	Azimuth	Height	Comment	AF	CL	PA
	(Hz)	(dBuV/m)	(dBuV/m)	(dB)	(dBuV)	(m)		(°)	(m)		(dB)	(dB)	(dB)
PK	23.94009G	50.46	83.54	-33.08	41.32	1	Horizontal	63	1.49	-	38.88	17.38	47.12
AV	23.93994G	43.43	63.54	-20.11	34.29	1	Horizontal	63	1.49	-	38.88	17.38	47.12

5.925-6.425GHz_802.11be EHT80-BF_Nss1,(MCS0)_4TX

6225MHz_TX

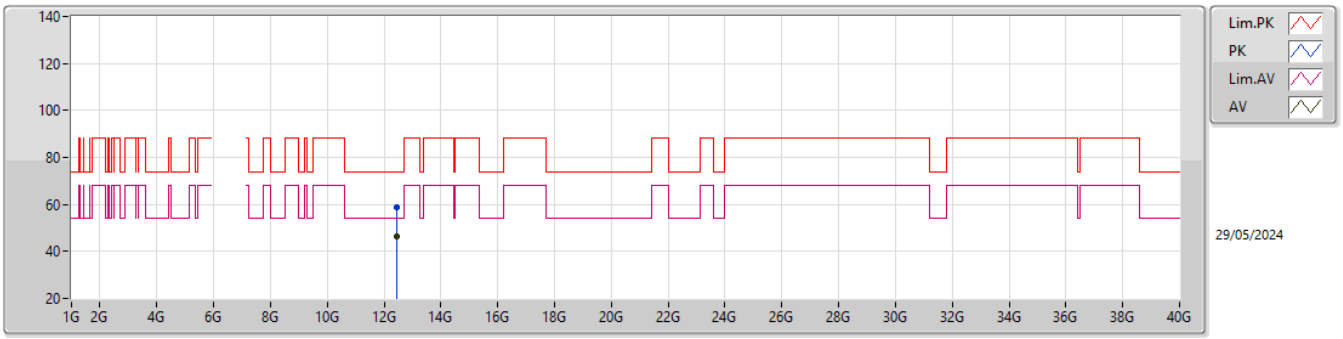

EUT X_4TX
Setting 18
03-H-G-4

Type	Freq	Level	Limit	Margin	Raw	Dist	Condition	Azimuth	Height	Comment	AF	CL	PA
	(Hz)	(dBuV/m)	(dBuV/m)	(dB)	(dBuV)	(m)		(°)	(m)		(dB)	(dB)	(dB)
PK	12.44513G	58.83	74.00	-15.17	42.58	3	Vertical	63	1.48	-	38.60	11.67	34.02
AV	12.45279G	46.34	54.00	-7.66	30.07	3	Vertical	63	1.48	-	38.61	11.67	34.01

5.925-6.425GHz_802.11be EHT80-BF_Nss1,(MCS0)_4TX

6225MHz_TX

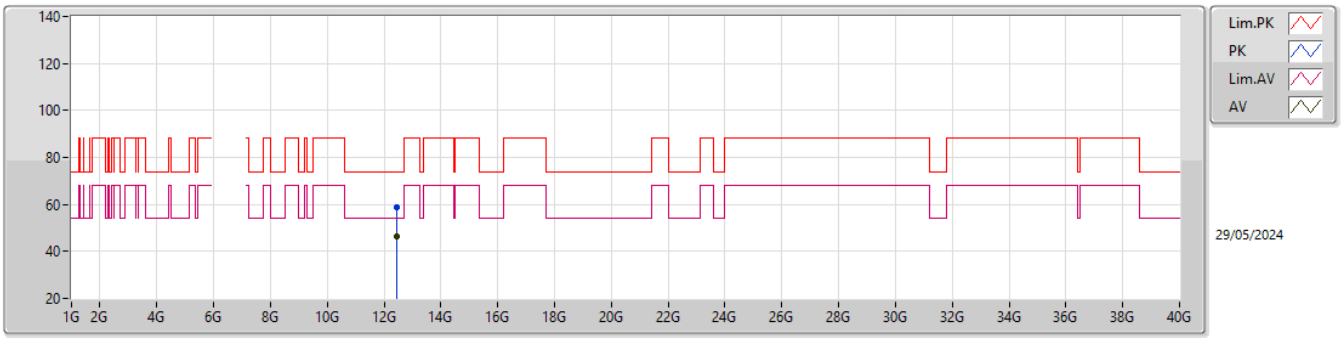

EUT X_4TX
Setting 18
03-H-G-4

Type	Freq	Level	Limit	Margin	Raw	Dist	Condition	Azimuth	Height	Comment	AF	CL	PA
	(Hz)	(dBuV/m)	(dBuV/m)	(dB)	(dBuV)	(m)		(°)	(m)		(dB)	(dB)	(dB)
PK	12.44947G	58.76	74.00	-15.24	42.51	3	Horizontal	132	1.56	-	38.60	11.67	34.02
AV	12.44608G	46.26	54.00	-7.74	30.01	3	Horizontal	132	1.56	-	38.60	11.67	34.02

5.925-6.425GHz_802.11be EHT80-BF_Nss1,(MCS0)_4TX

6225MHz_TX

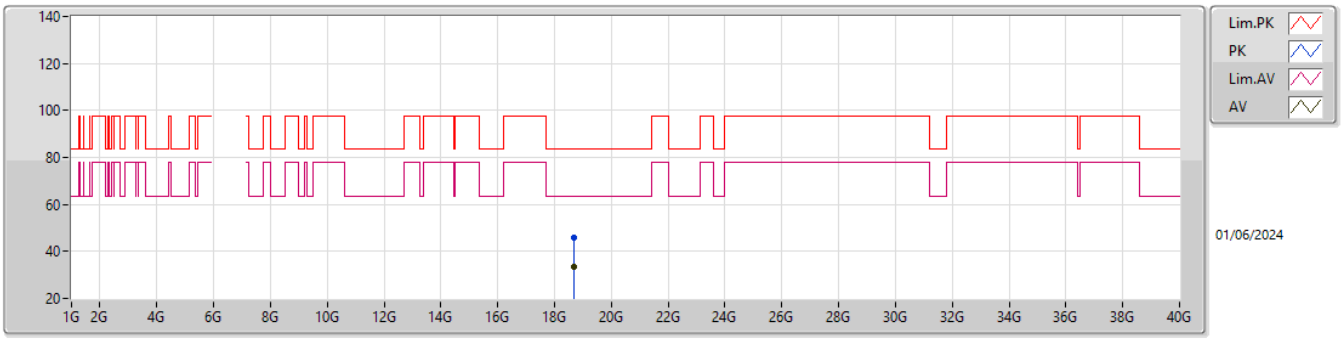

EUT X_4TX
Setting 18
03-H-G-4

Type	Freq	Level	Limit	Margin	Raw	Dist	Condition	Azimuth	Height	Comment	AF	CL	PA
	(Hz)	(dBuV/m)	(dBuV/m)	(dB)	(dBuV)	(m)		(°)	(m)		(dB)	(dB)	(dB)
PK	18.67119G	46.05	83.54	-37.49	42.62	1	Vertical	183	1.60	-	37.72	15.27	49.56
AV	18.67211G	33.50	63.54	-30.04	30.08	1	Vertical	183	1.60	-	37.71	15.27	49.56

5.925-6.425GHz_802.11be EHT80-BF_Nss1,(MCS0)_4TX

6225MHz_TX

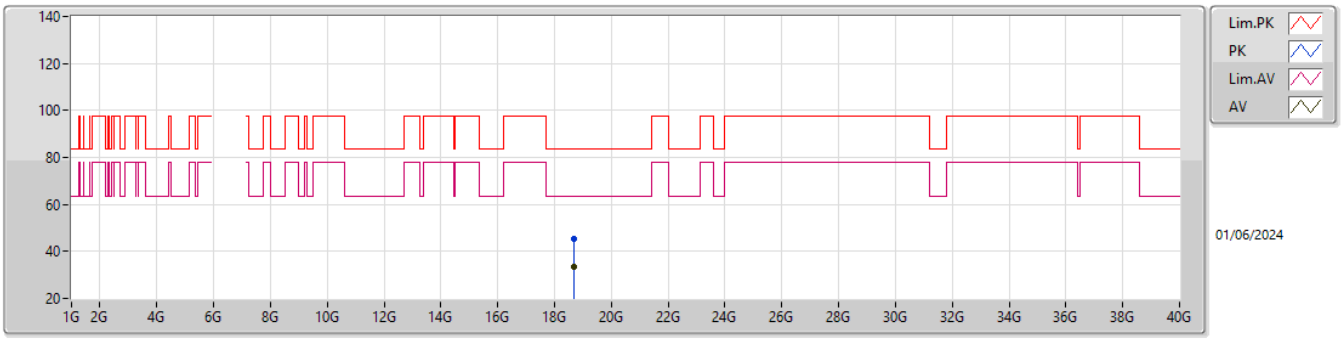

EUT X_4TX
Setting 18
03-H-G-4

Type	Freq	Level	Limit	Margin	Raw	Dist	Condition	Azimuth	Height	Comment	AF	CL	PA
	(Hz)	(dBuV/m)	(dBuV/m)	(dB)	(dBuV)	(m)		(°)	(m)		(dB)	(dB)	(dB)
PK	18.67612G	45.53	83.54	-38.01	42.12	1	Horizontal	15	1.78	-	37.70	15.27	49.56
AV	18.67561G	33.51	63.54	-30.03	30.10	1	Horizontal	15	1.78	-	37.70	15.27	49.56

5.925-6.425GHz_802.11be EHT80-BF_Nss1,(MCS0)_4TX

6385MHz_TX

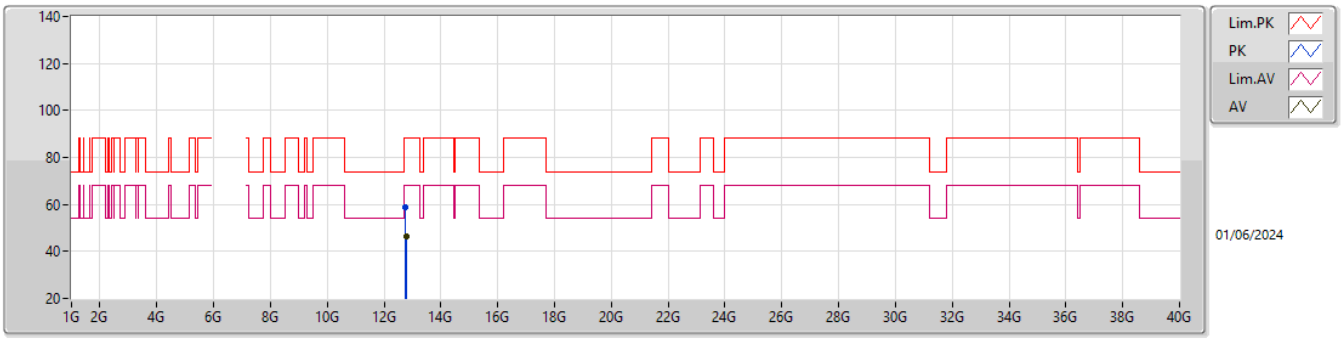

EUT X_4TX
Setting 17
03-H-G-4

Type	Freq	Level	Limit	Margin	Raw	Dist	Condition	Azimuth	Height	Comment	AF	CL	PA
	(Hz)	(dBuV/m)	(dBuV/m)	(dB)	(dBuV)	(m)		(°)	(m)		(dB)	(dB)	(dB)
PK	12.76615G	58.76	88.20	-29.44	41.74	3	Vertical	103	2.12	-	38.86	11.78	33.62
RMS	12.77436G	46.44	68.20	-21.76	29.37	3	Vertical	103	2.12	-	38.90	11.78	33.61

5.925-6.425GHz_802.11be EHT80-BF_Nss1,(MCS0)_4TX

6385MHz_TX

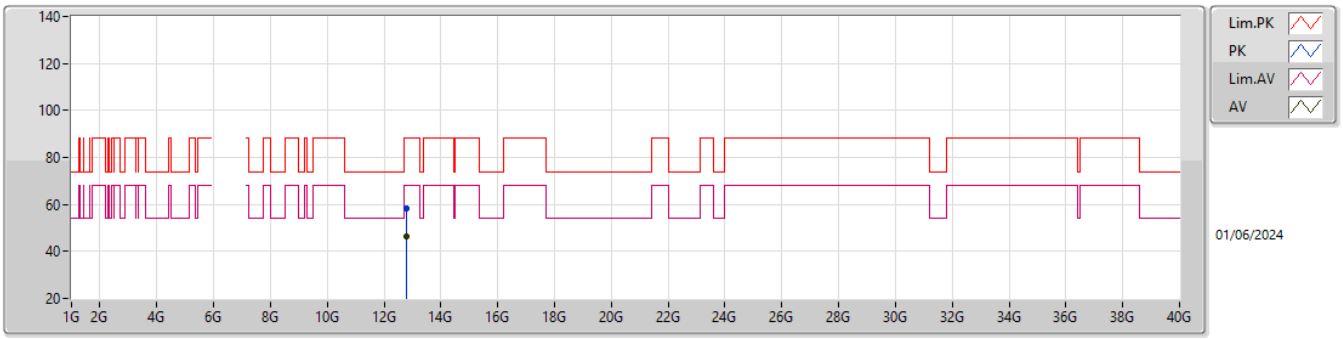

EUT X_4TX
Setting 17
03-H-G-4

Type	Freq	Level	Limit	Margin	Raw	Dist	Condition	Azimuth	Height	Comment	AF	CL	PA
	(Hz)	(dBuV/m)	(dBuV/m)	(dB)	(dBuV)	(m)		(°)	(m)		(dB)	(dB)	(dB)
PK	12.76855G	58.48	88.20	-29.72	41.44	3	Horizontal	71	2.24	-	38.87	11.78	33.61
RMS	12.77471G	46.36	68.20	-21.84	29.29	3	Horizontal	71	2.24	-	38.90	11.78	33.61

5.925-6.425GHz_802.11be EHT80-BF_Nss1,(MCS0)_4TX

6385MHz_TX

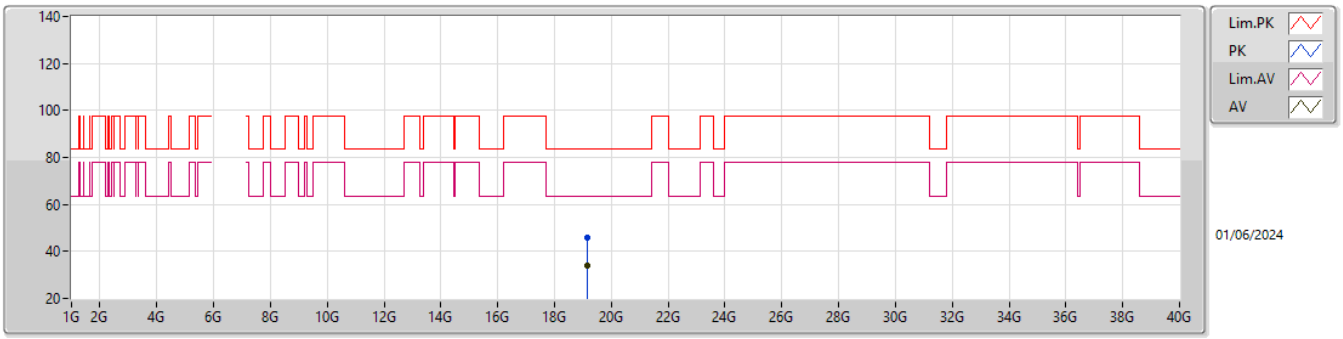

EUT X_4TX
Setting 17
03-H-G-4

Type	Freq	Level	Limit	Margin	Raw	Dist	Condition	Azimuth	Height	Comment	AF	CL	PA
	(Hz)	(dBuV/m)	(dBuV/m)	(dB)	(dBuV)	(m)		(°)	(m)		(dB)	(dB)	(dB)
PK	19.15787G	46.11	83.54	-37.43	42.57	1	Vertical	287	1.54	-	37.75	15.24	49.45
AV	19.1584G	34.02	63.54	-29.52	30.48	1	Vertical	287	1.54	-	37.75	15.24	49.45

5.925-6.425GHz_802.11be EHT80-BF_Nss1,(MCS0)_4TX

6385MHz_TX

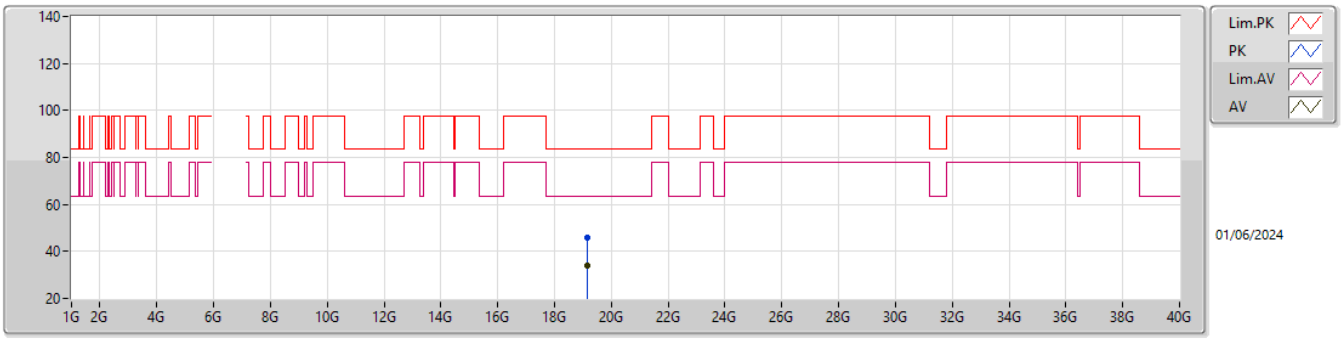

EUT X_4TX
Setting 17
03-H-G-4

Type	Freq	Level	Limit	Margin	Raw	Dist	Condition	Azimuth	Height	Comment	AF	CL	PA
	(Hz)	(dBuV/m)	(dBuV/m)	(dB)	(dBuV)	(m)		(°)	(m)		(dB)	(dB)	(dB)
PK	19.15328G	45.86	83.54	-37.68	42.34	1	Horizontal	144	1.76	-	37.72	15.24	49.44
AV	19.15722G	34.02	63.54	-29.52	30.49	1	Horizontal	144	1.76	-	37.74	15.24	49.45

6.425-6.525GHz_802.11be EHT80-BF_Nss1,(MCS0)_4TX

6465MHz_TX

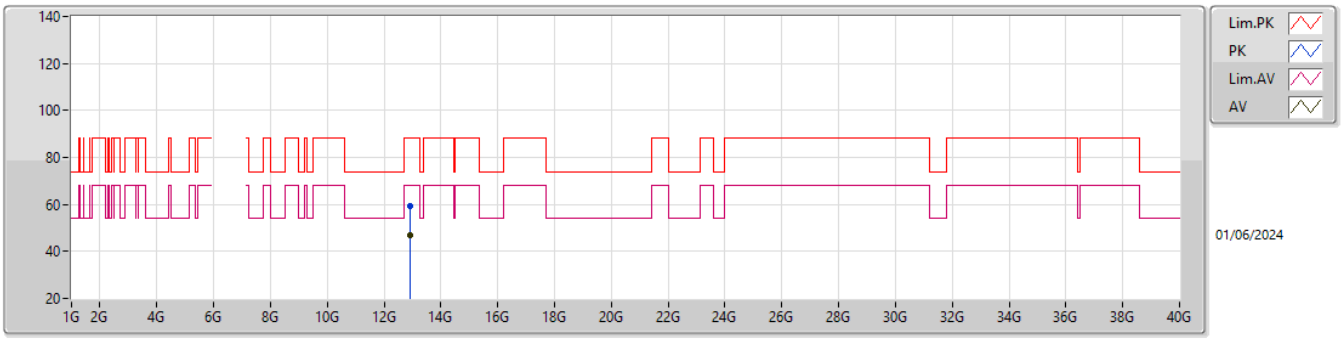

EUT X_4TX
Setting 18
03-H-G-4

Type	Freq	Level	Limit	Margin	Raw	Dist	Condition	Azimuth	Height	Comment	AF	CL	PA
	(Hz)	(dBuV/m)	(dBuV/m)	(dB)	(dBuV)	(m)		(°)	(m)		(dB)	(dB)	(dB)
PK	12.9346G	59.39	88.20	-28.81	41.67	3	Vertical	247	2.57	-	39.27	11.84	33.39
RMS	12.93201G	46.67	68.20	-21.53	28.96	3	Vertical	247	2.57	-	39.26	11.84	33.39